

CATALOGUE No.

65-007

MONTHLY



CANADA

TRADE OF CANADA

IMPORTS

OCTOBER, 1960

AND

TEN MONTHS ENDED OCTOBER, 1960

DOMINION BUREAU OF STATISTICS

International Trade Division

External Trade Section


51.

Date:

Oct. - Dec. 1960.

Binding:

Blue buckram (B-5)
Gold lettering.



IMPORTS INTO CANADA FOR CONSUMPTION

1960

Import

Changes affecting Previous Reports

Cumulative Totals adjusted in October Report

List No. 8

MONTH OF JULY, 1960

Class Number

7227 - Deduct from United States

29,120 cwt.

\$ 25,747

7227 - Add to Denmark

29,120 cwt.

\$ 25,747

MONTH OF AUGUST, 1960

Class Number

8399 - Deduct from Puerto Rico


2,546,990 lb.

\$301,086

8400 - Add to Puerto Rico

2,546,990 lb.

\$301,086



DOMINION BUREAU OF STATISTICS

International Trade Division

External Trade Section

TRADE OF CANADA

IMPORTS

OCTOBER, 1960

AND

TEN MONTHS ENDED OCTOBER, 1960

Published by Authority of

The Honourable George Hees, Minister of Trade and Commerce

7502-505-100

Price \$7.50 a year
Single copies 75 cents

Vol. 17, No. 10

TABLE OF CONTENTS

	Page
EXPLANATORY NOTES	2
KEY TO ABBREVIATIONS OF COUNTRIES	3
SUMMARY TABLES:	
Imports into Canada for Consumption, by Countries	4
Imports into Canada for Consumption, by Main Groups	7
DETAILED TABLES:	
Imports for Consumption, by Commodities and Countries:	
Agricultural and Vegetable Products (except Chemicals, Fibres and Wood):	Class Number
A — Mainly Food	1 to 390
B — Other than Food	1501 to 1846
Animals and Animal Products (except Chemicals and Fibres)	2012 to 2347
Fibres, Textiles and Textile Products	3001 to 3576
Wood, Wood Products and Paper	4002 to 4311
Iron and Its Products	5001 to 5894
Non-Ferrous Metals and Their Products (except Gold)	6001 to 6325
Non-Metallic Minerals and Their Products (except Chemicals)	7001 to 7305
Chemicals and Allied Products	8001 to 8950
Miscellaneous Commodities	9001 to 9275
Special Transactions — Non-Trade	9905 to 9992

VALUE, PRICE AND VOLUME INDEXES at end of report.

EXPLANATORY NOTES

1. **Source of Data.** Statistics of imports are based upon the declarations of importers (import entries) as subsequently checked by customs officials.
2. **Valuation.** The value of goods imported is usually the value as determined for customs duty purposes. In most cases this corresponds to the value shown on the invoice accompanying the goods, converted to Canadian dollars at authorized exchange rates (usually the commercial rate prevailing at the date on which the goods were actually despatched to Canada), and excluding such charges as freight, insurance, handling and taxes. In effect, therefore, import values are taken f.o.b. point of shipment in the country of export.

Effective with statistics for January, 1959, the statistical value of imports on which dumping duty has been collected is considered to be the value of the goods as declared by the importer (i.e. the value for duty less the amount of dumping duty). This change in procedure is to conform with the principle that trade statistics should show, whenever possible, the actual amount paid for imports. Previously the statistical value of such imports was considered to be the value for duty.

3. **Units of Quantity.** Weight, where shown, is the net weight of the goods, excluding the weight of such packing as is required for shipment, except in certain special cases otherwise defined in the Customs Tariff. The expression "ton" means 2,000 pounds, and "cwt." 100 pounds, avoirdupois. Where other units of quantity are used, Imperial standards apply.

In this report are statistical classes such as "lawn mowers, power, and parts" which show a quantity in "number" and a value. In these classes the "number" refers only to the number of substantially complete units imported, while the value includes also the value of any parts of the commodity imported. For such classes the average value per unit cannot be ascertained.

4. **Coverage.** Statistics of imports include substantially all goods which enter Canada and are cleared by customs officials for domestic sale or use. The series therefore includes goods which are cleared by customs immediately on entry into the country, and goods cleared out of customs warehouses; but excludes goods placed in customs warehouses on entering the country. The technical phrase "Imports entered for consumption" which is sometimes used to describe Canadian import statistics does not imply that all imports will actually be consumed in Canada, but only that they are free to be so consumed without further customs formalities.
5. **Exclusions.** Import statistics exclude gold, but include gold products where the value of the gold content is less than 80% of the value of the commodity. A small amount of gold scrap in the form of jewellers' sweepings is also included. Other important exclusions are goods for the use of United States forces stationed at treaty bases in Canada, ships of British construction and registry imported for use in Canada, ships purchased for use in foreign trade, bunker supplies and ships' stores purchased by Canadian vessels abroad, temporary imports for exhibition or competition, Canadian-owned military equipment returned to Canada, and, from January 1, 1960, goods imported for foreign armed forces or diplomats stationed in Canada, settlers' effects, private donations and gifts, and tourist purchases exempt from duty (see blue pages of the January, 1960, issue of this report).

6. **Countries Credited.** Imports are usually credited to the country from which the goods were consigned to Canada. The country of consignment is the country from which goods have come to Canada without interruption of transit except in the course of transfer from one means of conveyance to another.

An exception to this rule is made in the case of imports of goods originating in Central or South America (including the Antilles and Bermuda) which are consigned to Canada from the United States. These imports are credited to the country in which the goods originated.

7. **Time Periods.** Import statistics for any month include all goods declared on import entries received at the Bureau of Statistics during the calendar month in question.
8. **Abbreviations.** Many descriptions of countries and commodities used in this report are abbreviated or incomplete because of mechanical limitations. A key to abbreviations of countries appears in this report, and full descriptions of all commodities appear in Volume III of the annual report "Trade of Canada". The letters "N.O.P." mean "not otherwise provided for", "N.E.S.", "not elsewhere specified".
9. **Revisions.** All statistics in this report are subject to revision. Revisions to previous reports are published on the coloured pages at the beginning of each monthly report.

KEY TO ABBREVIATIONS OF COUNTRIES

Note: The classification of Countries with a statement of the territorial limits used for statistical purposes will be found in Volume I of the Annual Report of the Trade of Canada.

Afghan	Afghanistan	Israel.....	Israel
Albania	Albania	Italy.....	Italy
Algeria.....	Algeria	Jamaica.....	Jamaica
Angola.....	Angola	Japan.....	Japan
Argentina.....	Argentina	Jordan.....	Jordan
Australia.....	Australia	Kenya.....	Kenya
Austria.....	Austria	Korea.....	Korea
Bahamas.....	Bahamas	Kuwait.....	Kuwait
Bahrain.....	Bahrain	Lebanon.....	Lebanon
Barbados.....	Barbados	Leew Wind.....	Leeward and Windward Islands
Bel Congo.....	Belgian Congo	Liberia.....	Liberia
Belg Lux.....	Belgium and Luxembourg	Libya.....	Libya
Bermuda.....	Bermuda	Malaya.....	Malaya and Singapore
Bolivia.....	Bolivia	Malta.....	Malta and Gozo
Brazil.....	Brazil	Mauritius.....	Mauritius and Dependencies
B Afr nes.....	British Africa n.e.s.	Mexico.....	Mexico
B E I nes.....	British East Indies n.e.s.	Morocco.....	Morocco
B Guiana.....	British Guiana	Mozambique.....	Mozambique
B Hond.....	British Honduras	Nethrlnds.....	Netherlands
B M E nes.....	British Middle East n.e.s.	Neth Ant.....	Netherlands Antilles
B Oce nes.....	British Oceania n.e.s.	New Zeal.....	New Zealand
Bulgaria.....	Bulgaria	Nicaragua.....	Nicaragua
Burma.....	Burma	Nigeria.....	Nigeria
Camb Laos.....	Cambodia and Laos	Norway.....	Norway
Ceylon.....	Ceylon	Pakistan.....	Pakistan
Chile.....	Chile	Panama.....	Panama
China Com.....	China, Communist	Paraguay.....	Paraguay
Colombia.....	Colombia	Peru.....	Peru
C Rica.....	Costa Rica	Phil.....	Philippines
Cuba.....	Cuba	Poland.....	Poland
Cyprus.....	Cyprus	Portugal.....	Portugal
Czecho S.....	Czechoslovakia	Pt Af nes.....	Portuguese Africa n.e.s.
Denmark.....	Denmark	Pt As nes.....	Portuguese Asia n.e.s.
Dom Rep.....	Dominican Republic	Pt India.....	Portuguese India
Ecuador.....	Ecuador	P Rico.....	Puerto Rico
El Salvd.....	El Salvador	Rhod Nyas.....	Rhodesia and Nyasaland
Ethiopia.....	Ethiopia	Roumania.....	Roumania
Falkland.....	Falkland Islands	Saud Arab.....	Saudi Arabia
Fiji.....	Fiji	S Leone.....	Sierra Leone
Finland.....	Finland	Somalia.....	Somalia
France.....	France	Spain.....	Spain
Fr Af nes.....	French Africa n.e.s.	Span Afr.....	Spanish Africa
Fr Eq Afr.....	French Equatorial Africa	St Pierre.....	St. Pierre and Miquelon
Fr Guiana.....	French Guiana	Sudan.....	Sudan
Fr Ne Oce.....	French and Netherlands Oceania	Surinam.....	Surinam
Fr W Afr.....	French West Africa	Sweden.....	Sweden
Fr W Ind.....	French West Indies	Switzrlnd.....	Switzerland
Germany E.....	Germany, East	Taiwan.....	Taiwan (Republic of China)
Germany W.....	Germany, Federal Republic	Tanganyka.....	Tanganyika
Ghana.....	Ghana	Thailand.....	Thailand
Gibraltar.....	Gibraltar	Trinidad.....	Trinidad and Tobago
Greece.....	Greece	Tunisia.....	Tunisia
Greenland.....	Greenland	Turkey.....	Turkey
Guatemala.....	Guatemala	Uganda.....	Uganda
Guinea.....	Guinea	Un So Afr.....	Union of South Africa
Haiti.....	Haiti (Republic)	U S S R.....	Union of Soviet Socialist Republics
Honduras.....	Honduras	UAR Egypt.....	United Arab Republic-Egyptian Region
Hong Kong.....	Hong Kong	UAR Syria.....	United Arab Republic-Syrian Region
Hungary.....	Hungary	U Kingdom.....	United Kingdom
Iceland.....	Iceland	U States.....	United States
India.....	India	U S Ocea.....	United States Oceania
Indonesia.....	Indonesia	Virgn Is.....	United States Virgin Islands
Iran.....	Iran	Uruguay.....	Uruguay
Iraq.....	Iraq	Venezuela.....	Venezuela
Ireland.....	Ireland	Viet Nam.....	Viet-Nam
		Yugo Slav.....	Yugoslavia

IMPORTS INTO CANADA FOR CONSUMPTION, BY COUNTRIES (EXCLUDING GOLD)

Countries	Month of October		Ten Months ended October	
	1959	1960	1959	1960
	\$	\$	\$	\$
WESTERN EUROPE:				
United Kingdom	51,216,076	41,028,104	485,304,798	483,197,213
Gibraltar	-	-	-	1,651
Malta and Gozo	7,825*	2,867	55,771*	18,801
Austria	575,122	627,863	4,628,320	5,477,863
Belgium and Luxembourg	5,588,570	3,678,153	36,675,942	33,903,128
Denmark	771,354	696,402	7,183,767	7,560,438
Finland	81,935	58,083	693,453	821,390
France	4,530,080	3,923,809	47,507,515	40,904,606
Germany, Federal Republic	11,950,813	11,435,112	101,645,685	103,629,884
Greece	29,579	60,598	234,289	407,358
Iceland	480	6,346	26,472	14,675
Ireland	626,850	389,765	1,716,406	1,738,110
Italy	3,640,175	4,303,152	29,753,909	33,500,216
Netherlands	3,162,426	2,950,584	23,908,179	25,597,151
Norway	241,999	189,867	3,068,068	3,285,683
Portugal	381,965	346,341	2,501,764	2,428,398
Spain	552,752	674,839	4,411,803	5,332,516
Sweden	1,871,214	1,552,986	14,899,129	16,460,679
Switzerland	2,315,027	2,298,686	20,134,902	19,366,120
Commonwealth Countries	51,223,901	41,030,971	485,360,569	483,217,665
Other Countries	36,320,341	33,192,586	298,989,603	300,428,215
Total, Western Europe	87,544,242	74,223,557	784,350,172	783,645,880
EASTERN EUROPE:				
Albania	-	-	-	242
Bulgaria	-	1,081	4,235	4,753
Czechoslovakia	724,877	659,646	5,169,085	5,182,364
Germany, East	119,186	90,888	769,917	675,470
Hungary	22,776	26,242	202,820	269,232
Poland	322,748	313,940	1,283,424	1,505,494
Roumania	14,797	-	34,922	82,464
Union of Soviet Socialist Republics	207,502	445,551	1,938,764	2,310,058
Yugoslavia	30,462	97,246	513,725	536,033
Total, Eastern Europe	1,442,348	1,634,594	9,916,892	10,566,110
MIDDLE EAST:				
Bahrain	*	-	*	-
Cyprus	*	101,803	*	125,881
Kuwait	*	1,109,101	*	18,431,599
British Middle East n.e.s.	1,632	1,200,701	48,477	6,451,487
Ethiopia	2,172	-	43,880	43,003
Iran	1,291,429	3,254,390	8,935,190	24,859,508
Iraq	-	-	665,073	9,489
Israel	254,615	179,964	2,144,346	2,064,076
Jordan	336	90	1,054	689
Lebanon	76	70	3,306	29,108
Libya	-	-	-	150
Saudi Arabia	6,472,341*	3,274,017	59,284,805*	30,732,726
Somalia	-	-	-	-
Sudan	34,189	46,273	423,739	78,089
Turkey	56,308	50,096	708,104	686,504
United Arab Republic-Egyptian Region	5,747	1,383	186,387	518,014
United Arab Republic-Syrian Region	102,723	6,743	154,958	71,163
Commonwealth Countries	1,632	2,411,605	48,477	25,008,967
Other Countries	8,219,936	6,813,026	72,550,842	59,092,519
Total, Middle East	8,221,568	9,224,631	72,599,319	84,101,486
OTHER AFRICA:				
Ghana	587,616	228,570	3,899,751	3,021,293
Kenya	153,405*	186,144	3,136,061*	1,753,510
Mauritius and Dependencies	2,465,595	-	5,859,535	2,099,608
Nigeria	31,476	-	2,431,152	3,966,360
Rhodesia and Nyasaland	114,948	53,319	873,481	568,755
Sierre Leone	-	-	1,318	4,652
Tanganyika	*	105,649	*	1,288,941
Uganda	*	63,011	*	927,811
Union of South Africa	733,856	1,858,935	4,971,081	8,770,271
British Africa n.e.s.	-	-	70	4,615

Note - For description of new Country Classification see blue pages of the January, 1960 report.

Countries	Month of October		Ten Months ended October	
	1959	1960	1959	1960
	\$	\$	\$	\$
OTHER AFRICA - Concluded				
Algeria	*	12,627	*	133,766
Angola	*	-	*	102,654
Belgian Congo	207,719	136,428	1,810,022	1,616,953
French Equatorial Africa	*	4,063	*	143,708
French West Africa	*	55,695	*	150,102
French Africa n.e.s.	105,021*	-	1,574,601*	32,416
Guinea	*	266,843	*	2,285,581
Liberia	4,385	5,045	31,215	7,959
Morocco	20,676	28,197	188,893	185,436
Mozambique	-	-	17,925	500
Portuguese Africa n.e.s.	-*	-	-*	-
Spanish Africa	714	-	7,835	2,143
Tunisia	*	-	*	59,665
Commonwealth Countries	4,086,896	2,495,628	21,172,449	22,405,816
Other Countries	338,515	508,898	3,630,491	4,720,883
Total, Other Africa	4,425,411	3,004,526	24,802,940	27,126,699
OTHER ASIA:				
Ceylon	1,400,697	1,314,421	12,222,906	11,818,644
Hong Kong	1,019,952	929,523	10,429,326	13,353,435
India	2,430,717	2,228,007	23,562,358	23,293,331
Malaya and Singapore	2,825,598	2,189,992	21,737,666	23,281,367
Pakistan	70,427	157,627	800,693	831,748
British East Indies n.e.s.	36,333	19,596	288,426	189,365
Afghanistan	-	-	-	-
Burma	-	153	15,181	65,108
Cambodia and Laos	*	-	*	14,700
China, Communist	112,075	149,663	3,734,730	4,183,049
Indonesia	19,341	80,909	132,401	402,439
Japan	8,397,126	8,202,962	84,504,222	91,848,016
Korea	41,426	3,528	130,269	404,488
Philippines	326,816	193,785	1,264,024	1,642,609
Portuguese India	-	-	-	-
Portuguese Asia n.e.s.	-	-	78	-
Taiwan (Republic of China)	53,297	87,771	566,133	908,528
Thailand	41,581	111,896	544,439	699,662
Viet-Nam	10*	-	7,607*	4,569
Commonwealth Countries	7,783,724	6,839,166	69,041,375	72,767,890
Other Countries	8,291,672	8,830,667	90,899,084	100,173,168
Total, Other Asia	16,775,396	15,669,833	159,940,459	172,941,058
OCEANIA:				
Australia	3,053,658	3,110,801	34,532,144	24,969,050
Fiji	202	2,538	3,395,154	5,585,120
New Zealand	678,191	733,169	8,061,696	9,630,591
British Oceania n.e.s.	-	-	157,432	-
French and Netherlands Oceania	-	-	260	-
United States Oceania	-	-	6	21,163
Commonwealth Countries	3,732,051	3,846,508	46,146,426	40,184,761
Other Countries	-	-	266	21,163
Total, Oceania	3,732,051	3,846,508	46,146,692	40,205,924
SOUTH AMERICA:				
British Guiana	2,045,203	2,152,185	16,050,097	14,233,774
Falkland Islands	-	-	303	-
Argentina	124,266	359,235	2,672,854	2,572,258
Bolivia	30,928	-	161,955	439,567
Brazil	2,385,893	2,345,031	22,617,107	20,412,628
Chile	4,784	21,133	788,303	711,744
Colombia	817,023	967,920	12,511,262	10,277,180
Ecuador	877,050	932,381	5,970,445	9,537,254
French Guiana	-	-	-	-
Paraguay	93,777	87,371	438,286	610,524
Peru	1,054,879	195,415	2,936,942	2,700,750
Surinam	52,908	367,801	2,278,366	3,536,739
Uruguay	3,544	177,722	534,837	829,413
Venezuela	17,120,321	13,708,851	169,200,531	161,719,693
Commonwealth Countries	2,045,203	2,152,185	16,050,400	14,233,774
Other Countries	22,565,373	19,162,860	220,110,888	213,347,750
Total, South America	24,610,576	21,315,045	236,161,288	227,581,524

Note - For description of new Country Classification see blue pages of the January, 1960 report.

Countries	Month of October		Ten Months ended October	
	1959	1960	1959	1960
	\$	\$	\$	\$
CENTRAL AMERICA AND ANTILLES:				
Bahamas.....	26,344	21,911	208,389	1,104,397
Bermuda.....	2,542	37,957	1,268,225	690,771
British Honduras.....	6,397	2,433	88,954	44,701
West Indies Federation.....	5,999,695	6,354,573	46,412,443	48,044,628
Barbados.....	1,158,620	601,753	3,861,085	1,840,848
Jamaica.....	2,542,625	4,044,667	28,471,617	34,126,169
Leeward and Windward Islands.....	13,402	18,871	1,947,321	990,329
Trinidad and Tobago.....	2,285,048	1,689,282	12,132,420	11,087,282
Costa Rica.....	212,748	352,426	4,239,810	3,510,648
Cuba.....	393,680	115,756	9,829,511	6,819,228
Dominican Republic.....	50,907	119,337	1,376,757	1,246,093
El Salvador.....	84,051	17,819	3,800,209	733,898
French West Indies.....	-	24,024	7,000	28,295
Guatemala.....	53,732	210,897	2,201,232	2,323,133
Haiti.....	20,465	88,420	790,032	745,496
Honduras.....	194,660	390,075	2,734,726	2,648,927
Mexico.....	1,867,181	909,559	30,591,893	17,236,659
Netherlands Antilles.....	5,438,313	4,718,737	33,301,454	25,078,405
Nicaragua.....	3,552	150	285,128	140,031
Panama.....	806,979	475,408	7,885,086	5,590,517
Puerto Rico.....	638,473	523,763	1,508,003	2,114,475
United States Virgin Islands.....	-	-	17,769	32,403
Commonwealth Countries.....	6,034,978	6,416,874	47,978,011	49,884,497
Other Countries.....	9,764,741	7,946,371	98,568,610	68,248,208
Total, Central America and Antilles.....	15,799,719	14,363,245	146,546,621	118,132,705
NORTH AMERICA:				
Greenland.....	-	-	52,804	18
St. Pierre and Miquelon.....	3,053	2,361	25,275	53,372
United States.....	317,917,389	304,084,559	3,107,722,215	3,084,543,957
Total, North America.....	317,920,442	304,086,920	3,107,800,294	3,084,597,347
TOTAL, COMMONWEALTH COUNTRIES.....	74,908,385	65,192,937	685,797,707	707,703,370
TOTAL, OTHER COUNTRIES.....	405,563,368	382,175,922	3,902,466,970	3,841,195,363
GRAND TOTAL.....	480,471,753	447,368,859	4,588,264,677	4,548,898,733

*Prior to January 1, 1960, totals for:

Bahrain and Kuwait are included with Saudi Arabia.

Cyprus are included with Malta and Gozo.

French Africa n.e.s. include trade with Algeria, French Equatorial Africa, French West Africa, Guinea and Tunisia.

Kenya include trade with Tanganyika and Uganda.

Portuguese Africa n.e.s. include trade with Angola.

Viet-Nam include trade with Cambodia and Laos.

IMPORTS INTO CANADA FOR CONSUMPTION FROM ALL COUNTRIES, FROM THE UNITED KINGDOM
 AND FROM THE UNITED STATES, BY MAIN GROUPS (EXCLUDING GOLD)

7

Main Groups	Month of October		Ten Months ended October	
	1959	1960	1959	1960
	\$	\$	\$	\$
ALL COUNTRIES				
Agricultural and Vegetable Products (except Chemicals, Fibres and Wood)	62,762,992	59,951,076	551,950,918	542,650,046
Animals and Animal Products (except Chemicals and Fibres)	13,958,163	13,668,732	120,101,090	116,897,031
Fibres, Textiles and Textile Products	34,467,237	32,330,726	347,818,174	363,519,309
Wood, Wood Products and Paper	25,791,265	23,168,319	226,910,695	223,620,515
Iron and Its Products	170,385,282	155,276,449	1,770,202,074	1,729,540,859
Non-Ferrous Metals and Their Products	43,329,189	39,774,934	392,214,797	392,775,821
Non-Metallic Minerals and Their Products (except Chemicals)	67,415,068	58,426,336	578,458,105	552,517,697
Chemicals and Allied Products	30,688,677	28,908,590	271,483,449	279,968,698
Miscellaneous Commodities	31,673,880	35,863,697	329,125,375	347,408,757
Total	480,471,753	447,368,859	4,588,264,677	4,548,898,733
UNITED KINGDOM				
Agricultural and Vegetable Products (except Chemicals, Fibres and Wood)	5,008,759	3,874,874	31,558,249	29,225,615
Animals and Animal Products (except Chemicals and Fibres)	2,399,712	2,217,663	16,471,308	15,024,082
Fibres, Textiles and Textile Products	7,320,103	6,953,129	75,915,274	74,837,827
Wood, Wood Products and Paper	798,555	722,633	6,843,535	7,373,238
Iron and Its Products	21,526,589	15,370,008	205,985,426	228,074,844
Non-Ferrous Metals and Their Products	4,932,223	4,221,874	64,451,351	56,057,388
Non-Metallic Minerals and Their Products (except Chemicals)	2,899,350	2,494,428	26,472,298	24,438,269
Chemicals and Allied Products	2,982,835	1,816,065	21,380,205	19,090,257
Miscellaneous Commodities	3,347,950	3,357,430	36,227,152	29,075,693
Total	51,216,076	41,028,104	485,304,798	483,197,213
UNITED STATES				
Agricultural and Vegetable Products (except Chemicals, Fibres and Wood)	33,940,228	33,006,401	292,114,232	295,659,299
Animals and Animal Products (except Chemicals and Fibres)	7,092,841	8,011,607	66,616,969	67,039,606
Fibres, Textiles and Textile Products	16,450,009	16,101,037	154,346,428	182,270,561
Wood, Wood Products and Paper	22,255,270	20,202,262	197,918,790	193,676,170
Iron and Its Products	132,790,646	126,718,617	1,421,631,776	1,366,652,218
Non-Ferrous Metals and Their Products	29,260,664	24,869,972	250,625,813	248,236,690
Non-Metallic Minerals and Their Products (except Chemicals)	28,132,884	23,944,178	244,435,149	224,916,954
Chemicals and Allied Products	24,755,796	24,186,894	230,029,726	237,155,599
Miscellaneous Commodities	23,239,051	27,043,591	250,003,332	268,936,860
Total	317,917,389	304,084,559	3,107,722,215	3,084,543,957

IMPORTS INTO CANADA FOR CONSUMPTION

Commodities and Countries from which Imported	MONTH OF OCTOBER 1960		TEN MONTHS ENDED OCTOBER 1960		Class Number
	Quantities	Values (\$)	Quantities	Values (\$)	
GROUP 1					
AGRICULTURAL PRODUCTS					
A MAINLY FOOD					
APPLES FRESH					
1 U KINGDOM	LB		6000	769	1
614 AUSTRALIA			65000	2534	
622 NEW ZEAL			1346550	120490	
990 U STATES			43505374	2932050	
		4305571	207724	44922924	3055843
QUINCES AND PASSION FRUIT					
990 U STATES	LB				2
		7582	1299	11992	1788
		7582	1299	11992	1788
BANANAS					
758 COLOMBIA	CWT		3656	28234	3
763 ECUADOR		125571	867723	1316954	9008067
817 B HOND		137	1520	2361	20876
845 C RICA		37200	274087	427616	2805499
848 CUBA				1506	11585
855 DOM REP				80376	417835
862 FR W IND				493	4271
864 GUATEMALA		16244	109794	195724	1143185
869 HONDURAS		35397	264003	382867	2149137
874 MEXICO				443	3699
883 PANAMA		66482	474561	863190	5443835
886 P RICO		50	585	50	585
990 U STATES		24	235	364	3406
		281105	1992508	3275600	21040214
CHERRIES FRESH					
744 ARGENTINA	LB		400	176	4
755 CHILE			1178	368	
990 U STATES		800	66	2312274	611220
		800	66	2313852	611764
CRANBERRIES FRESH					
990 U STATES	LB				5
		1126274	157052	1865781	259683
		1126274	157052	1865781	259683
GRAPEFRUIT FRESH					
1 U KINGDOM	LB		3766	227	6
516 HONG KONG			2630	260	
824 JAMAICA			6695	562	
848 CUBA		74932	5467	104932	7293
869 HONDURAS		1045953	61430	2967392	140434
990 U STATES		6613673	402951	104603858	4561628
		7734558	469848	107689273	4710404
GRAPES FRESH					
1 U KINGDOM	LB	8560	1019	8560	1019
427 UN SO AFR				20602	2749
744 ARGENTINA				27415	3090
755 CHILE				1004483	183852
990 U STATES		68527344	3356009	137316432	9405202
		68535904	3357028	138377492	9595912
GUAVAS MANGOES PLANTAINS FRESH					
848 CUBA				171	
874 MEXICO				439	
990 U STATES			56791	82035	
			56791	82645	
LEMONS FRESH					
67 ITALY	LB		5302	609	9
990 U STATES		2093808	175350	27160421	1957794
		2093808	175350	27165723	1958403
LIMES FRESH					
990 U STATES	LB				10
		9333	1087	366483	44486
		9333	1087	366483	44486
MUSKMELONS CANTALOUPEES FRESH					
82 SPAIN	LB	119571	5287	119571	5287
355 ISRAEL				18500	818
755 CHILE				523248	38804
774 PERU				4040	289
874 MEXICO				6518349	483062
990 U STATES		1135465	49812	30255202	1365026
		1255036	55099	37438910	1893286
MELONS FRESH N O P					
82 SPAIN	NO	910	450	910	450
848 CUBA				443	668
874 MEXICO				1181325	496639
990 U STATES		18067	6029	4876496	1471993
		18977	6479	6059174	1969750
ORANGES MANDARINES FRESH					
1 U KINGDOM	CU FT	1600	3582	14261	26812
67 ITALY				2000	2865
82 SPAIN				5610	12768
355 ISRAEL				189486	519871
427 UN SO AFR		425720	696266	794291	1358132
516 HONG KONG				167	465
559 JAPAN		28	59	28	59
824 JAMAICA				500	1880
874 MEXICO				220276	414897
990 U STATES		361650	1147314	7304001	19751248
		788998	1847221	8530620	22088997

IMPORTS INTO CANADA FOR CONSUMPTION

Commodities and Countries from which Imported	MONTH OF OCTOBER 1960		TEN MONTHS ENDED OCTOBER 1960		Class Number
	Quantities	Values (\$)	Quantities	Values (\$)	
PEACHES FRESH					
755 CHILE	LB		26878	7085	14
990 U STATES	1287302	59539	47222222	2576225	
	1287302	59539	47249100	2583310	
PEARS FRESH					
622 NEW ZEAL	LB		12500	1500	15
744 ARGENTINA			939569	133816	
755 CHILE			63116	7614	
990 U STATES	2253148	192723	23941513	1998488	
	2253148	192723	24956698	2141418	
PINEAPPLES FRESH					
755 CHILE	LB		1040	71	16
848 CUBA	46050	3812	5465874	305657	
867 HAITI			1760	127	
874 MEXICO			87830	5491	
886 P RICO	47210	3888	663700	43471	
990 U STATES	32580	2303	1109869	66367	
	125840	10003	7330073	421184	
BERRIES FRESH N O P					
990 U STATES	LB				18
	5681	1221	1438700	289388	
	5681	1221	1438700	289388	
STRAWBERRIES FRESH					
874 MEXICO	LB		6630	1691	19
990 U STATES	269364	65064	18049109	3499461	
	269364	65064	18055739	3501152	
FRESH FRUITS N O P					
990 U STATES		51097		194583	20
		51097		194583	
APRICOTS					
990 U STATES	LB		2203104	170117	21
			2203104	170117	
NECTARINES					
755 CHILE	LB		78536	13970	26
990 U STATES	22049	2486	1927402	186462	
	22049	2486	2005938	200432	
PRUNE PLUMS					
990 U STATES	LB		2425149	242840	27
	80336	9798	2425149	242840	
PLUMS N O P					
755 CHILE	LB		107263	22586	28
874 MEXICO			350	91	
990 U STATES	84701	8484	14724342	1727412	
	84701	8484	14831955	1750089	
APPLES DRIED					
614 AUSTRALIA	LB		5600	1450	31
990 U STATES	45289	13698	1089352	198906	
	45289	13698	1094952	200356	
APRICOTS NECTARINES DRIED					
1 U KINGDOM	LB		61240	15486	32
82 SPAIN	9605	2129	28075	5760	
427 UN SO AFR	7500	2674	104000	40168	
614 AUSTRALIA	1320	644	246895	100056	
990 U STATES	137894	50446	379581	176266	
	156319	55893	819791	338436	
CURRENTS DRIED					
1 U KINGDOM	LB		110432	14468	34
614 AUSTRALIA	238672	41078	2296542	407907	
990 U STATES	27510	4986	82929	14746	
	266182	46064	2489903	437121	
DATES					
1 U KINGDOM	LB		1498471	167754	36
55 GERMANY W	4500	595	1267970	146271	
73 NETHRLNDS	143808	28088	155808	30468	
347 IRAN			558960	43602	
352 IRAQ			43200	8601	
516 HONG KONG	880	269	9423	2515	
553 CHINA COM			2205	230	
990 U STATES	635077	121956	3955079	640797	
	784265	150908	7491116	1040238	
FIGS DRIED AND FIG PASTE					
59 GREECE	LB		289238	35580	37
78 PORTUGAL	156738	18869	126253	12603	
382 TURKEY	10000	974	128000	14539	
990 U STATES	48000	7281	1984855	368239	
	256087	77186	2528346	430961	
PEACHES DRIED					
614 AUSTRALIA	LB		12460	2790	38
990 U STATES	9696	3201	122498	38383	
	9696	3201	134958	41173	
PRUNES OR PLUMS DRIED UNPITTED					
744 ARGENTINA	LB		51984	7950	39
990 U STATES	48501	7408	8669925	2100591	
	1218576	313742	8721909	2108541	
PEARS DRIED					
990 U STATES	LB		32892	14193	40
	2945	1246	32892	14193	
RAISINS					
1 U KINGDOM	LB		5774	823	41
82 SPAIN	3750	600	1378	225	
427 UN SO AFR			202400	35906	
614 AUSTRALIA	1023740	185475	10723857	1991512	
990 U STATES	3614160	591578	14419323	2253137	
	4641650	777653	25352732	4281503	
FRUITS DRIED N O P					
516 HONG KONG	LB		18834	7730	42
990 U STATES	41310	21394	384807	144179	
	43397	22479	403641	151909	

IMPORTS INTO CANADA FOR CONSUMPTION

Commodities and Countries from which Imported	MONTH OF OCTOBER 1960		TEN MONTHS ENDED OCTOBER 1960		Class Number
	Quantities	Values (\$)	Quantities	Values (\$)	
RASPBERRIES FROZEN 1LB OR LESS	LB				43
RASPBERRIES FROZEN OVER 1 LB	LB				44
1 U KINGDOM			81380	6561	
73 NETHRLNDS			314614	40094	
990 U STATES			305814	63083	
			701808	109738	
STRAWBERRIES FROZN 1LB OR LESS	LB				45
990 U STATES	56318	13982	1043538	242561	
	56318	13982	1043538	242561	
STRAWBERRIES FROZEN OVER 1 LB	LB				46
73 NETHRLNDS	368108	51958	975720	146960	
277 POLAND			69078	8643	
874 MEXICO	70380	10691	3255231	515030	
990 U STATES	10230	2449	1660660	323417	
	448718	65098	5960689	994050	
FRUITS N O P FROZN 1LB OR LESS	LB				47
559 JAPAN			29250	5711	
990 U STATES	41460	6957	164303	41419	
	41460	6957	193553	47130	
FRUITS N O P FROZEN OVER 1 LB	LB				48
73 NETHRLNDS			1760	218	
277 POLAND			122165	12315	
990 U STATES	183580	28773	1630102	236444	
	183580	28773	1754027	248977	
APRICOTS CANNEO	LB				49
1 U KINGDOM	1254	202	1634	262	
82 SPAIN			33069	3225	
427 UN SO AFR	11625	1288	1887500	243355	
614 AUSTRALIA	7773	952	526031	66392	
990 U STATES	443994	48455	2049548	266204	
	464646	50897	4497782	579438	
PEACHES CANNED	LB				50
427 UN SO AFR			30437	1996	
614 AUSTRALIA	20240	2383	256045	30219	
990 U STATES	6036067	624692	25392704	2687480	
	6056307	627075	25679186	2719695	
CHERRIES SULPHURED OR IN BRINE	LB				51
67 ITALY	628007	85539	4606648	670694	
73 NETHRLNDS			3571	345	
82 SPAIN			52399	5614	
990 U STATES			23479	4190	
	628007	85539	4686097	680843	
OLIVES SULPHURED OR IN BRINE	LB				52
59 GREECE	6000	1287	251054	56092	
78 PORTUGAL	33450	7772	93368	20154	
82 SPAIN	962466	140758	7711492	1280164	
443 ALGERIA	11023	1500	236731	30475	
473 MOROCCO	14047	1637	53689	6979	
755 CHILE			2200	870	
990 U STATES	177651	35850	1286879	298338	
	1204637	188804	9635413	1693072	
LEMON ORANGE GRAPEFRUIT RINDS					53
1 U KINGDOM				766	
67 ITALY		8277		68122	
427 UN SO AFR				6514	
516 HONG KONG		383		6546	
848 CUBA				7489	
886 P RICO		2559		26121	
990 U STATES		20836		78867	
		32055		194425	
MARMALADES CANNED	LB				54
1 U KINGDOM	358347	64148	1849649	328676	
55 GERMANY W			840	157	
64 IRELAND	2700	524	2700	524	
78 PORTUGAL	996	336	996	336	
355 ISRAEL			2025	452	
427 UN SO AFR			2016	194	
824 JAMAICA	17280	1404	120036	11155	
990 U STATES	5223	1499	12696	3924	
	384546	67911	1990958	345418	
PEARS IN CANS	LB				55
614 AUSTRALIA	18540	2364	227730	28469	
990 U STATES	542481	78561	4301023	595565	
	561021	80925	4528753	624034	
PINEAPPLE IN CANS	LB				56
427 UN SO AFR	4425	477	1896291	217256	
516 HONG KONG	3000	235	57495	5021	
524 MALAYA	1815026	150441	11280086	900113	
578 TAIWAN	23250	1975	26625	2304	
614 AUSTRALIA	372237	45716	6525632	832204	
848 CUBA			42565	4694	
874 MEXICO	158310	16268	3097967	307620	
990 U STATES	653657	100152	13013290	1963865	
	3029905	315264	35939951	4233077	
FRUITS IN CANS N O P	LB				57
1 U KINGDOM	16808	2956	72789	10977	
49 DENMARK	1323	167	27354	4346	
55 GERMANY W			1561	367	
67 ITALY			94544	9024	
73 NETHRLNDS	484026	87561	1424071	219533	
85 SWEDEN	855	289	5332	1030	
355 ISRAEL			45063	4916	
427 UN SO AFR			4625	490	
516 HONG KONG	2369	608	179750	18649	
553 CHINA COM			60750	5451	

IMPORTS INTO CANADA FOR CONSUMPTION

Commodities and Countries from which Imported	MONTH OF OCTOBER 1960		TEN MONTHS ENDED OCTOBER 1960		Class Number
	Quantities	Values (\$)	Quantities	Values (\$)	
559 JAPAN	268535	33735	5777036	672546	
578 TAIWAN			1650	395	
614 AUSTRALIA	15000	1960	120798	24285	
848 CUBA			3083	626	
855 DOM REP	4350	887	145080	27592	
990 U STATES	352688	49985	3575484	511689	
CERRIES FROZEN	1145954	178148	11538970	1511916	59
73 NETHRLNOS	10500	1745	10500	1745	
990 U STATES	437640	73465	4300842	645984	
FRUITS NUTS PICKLED PRESERVED	448140	75210	4311342	647729	60
1 U KINGDOM	73	330	5552	13770	
54 FRANCE			3096	2635	
67 ITALY	1750	3364	10860	10166	
73 NETHRLNDS			14034	10518	
78 PORTUGAL			235	741	
277 POLAND	47985	40963	113765	96877	
473 MOROCCO			2438	3810	
516 HONG KONG	867	1435	10384	21870	
519 INDIA	268	871	3568	8911	
559 JAPAN	102	246	379	998	
578 TAIWAN			150	478	
822 BARBADOS			7500	4947	
826 LEEW WIND			589	501	
848 CUBA	14120	18396	133640	161935	
886 P RICO			640	2560	
990 U STATES	13248	18963	52396	81299	
FRUIT PULP N O P	78413	84568	359226	422016	61
1 U KINGDOM	140056	10017	1014564	73762	
49 DENMARK			22263	1544	
59 GREECE			110250	5582	
73 NETHRLNDS	366593	26300	1031358	72559	
82 SPAIN	17148	1514	231962	18930	
277 POLAND			467981	45194	
427 UN SO AFR			665336	63464	
516 HONG KONG	3058	832	6148	1567	
524 MALAYA	1969	170	35817	2592	
614 AUSTRALIA	540	360	171414	33918	
848 CUBA			77550	7934	
855 DOM REP			609000	81092	
874 MEXICO	82822	6933	730509	67588	
886 P RICO			18000	2996	
990 U STATES	1382004	225181	3383236	500559	
JELLIES JAMS	1994190	271307	8575388	979281	62
1 U KINGDOM	199538	38076	1618160	333873	
44 BELG LUX			3805	1073	
49 DENMARK			2891	684	
53 FINLAND			3867	1224	
54 FRANCE	984	496	2522	1399	
55 GERMANY W	7203	1239	51149	8742	
64 IRELAND	2880	502	6120	1138	
67 ITALY	2163	684	14224	4355	
73 NETHRLNOS	4857	932	62811	12122	
76 NORWAY			3944	715	
86 SWITZRLND			14818	2810	
262 HUNGARY			6349	673	
277 POLAND			10560	1596	
427 UN SO AFR	6480	752	35472	3803	
516 HONG KONG	2340	403	17340	3370	
614 AUSTRALIA			4752	862	
824 JAMAICA	1464	432	17413	3668	
990 U STATES	51092	10156	252846	76243	
GRAPEFRUIT ORANGE LEMON PULP	279001	53672	2129043	458350	63
1 U KINGDOM			172216	21001	
82 SPAIN	1455	90	71966	3603	
443 ALGERIA			22189	1693	
990 U STATES	2805	436	311676	33060	
MIXED FRUITS IN CANS	4260	526	578047	59357	64
1 U KINGDOM	570	96	7582	1312	
355 ISRAEL			4900	648	
427 UN SO AFR	19700	2389	19700	2389	
516 HONG KONG			100	51	
559 JAPAN			156249	19268	
614 AUSTRALIA	73360	13228	543940	85688	
990 U STATES	6000294	805390	31063327	4245646	
ORANGE JUICE CONCENTRATED FROZ	6093924	821103	31795798	4355002	65
874 MEXICO			13860	39725	
990 U STATES	158579	578381	2413162	8042695	
FRUIT JUICE NOP CONCENTRD FROZ	158579	578381	2427022	8082420	66
73 NETHRLNDS			14	102	
874 MEXICO			716	1846	
990 U STATES	7073	20307	197271	531998	
LEMON JUICE CONCENTRATED FROZ	7073	20307	198001	533946	67
990 U STATES	8049	13882	329292	603437	
LEMON JUICE EXCEPT CONCENTRATED	8049	13882	329292	603437	68
1 U KINGDOM			516	1100	
990 U STATES	3443	12187	150464	306553	
	3443	12187	150980	307653	

IMPORTS INTO CANADA FOR CONSUMPTION

Commodities and Countries from which Imported	MONTH OF OCTOBER 1960		TEN MONTHS ENDED OCTOBER 1960		Class Number
	Quantities	Values (\$)	Quantities	Values (\$)	
ORANGE JUICE EXCEPT CONCENTRD	GAL				69
355 ISRAEL			2 413	2 303	
828 TRINIDAD	600	655	2100	3530	
990 U STATES	470813	439180	5708486	5318503	
	471413	439835	5712999	5324336	
PECTIN	LB				70
1 U KINGDOM	43780	1574	174035	6209	
49 DENMARK	7000	6217	45000	40178	
55 GERMANY W			1000	980	
990 U STATES	13365	16867	168958	212891	
	64145	24658	388993	260258	
LEMON JUICE CONCENTRATED FRESH	GAL				71
49 DENMARK	104	529	347	2101	
990 U STATES	2116	6108	76705	211059	
	2220	6637	77052	213160	
ORANGE JUICE CONCENTRATD FRESH	GAL				72
67 ITALY			62	307	
82 SPAIN			229	746	
427 UN SO AFR			200	708	
824 JAMAICA			1081	4730	
874 MEXICO			3187	10056	
990 U STATES	13728	51063	327851	1157437	
	13728	51063	332610	1173984	
GRAPE JUICE OVER 1 GALLON	GAL				73
990 U STATES	417	2304	33999	123329	
	417	2304	33999	123329	
LIME JUICE NOT REFINED	GAL				74
824 JAMAICA			1737	967	
826 LEEW WIND			26081	22015	
828 TRINIDAD			1171	1288	
			28989	24270	
BLENDED FRUIT JUICES EXC CONC	GAL				76
355 ISRAEL			300	280	
990 U STATES	185540	148750	2280602	1851336	
	185540	148750	2280902	1851616	
FRUIT JUICE NOP EXCEPT CONCENT	GAL				77
1 U KINGDOM	2701	4632	22779	35539	
43 AUSTRIA			924	1588	
54 FRANCE	3648	4362	3988	4827	
55 GERMANY W	935	716	5306	7447	
73 NETHRLNDS			1437	3363	
76 NORWAY			45	68	
824 JAMAICA			1011	1516	
886 P RICO			126	201	
990 U STATES	26055	26479	340474	479282	
	33339	36189	376090	533831	
GRAPEFRUIT JUICE EXCEPT CONCEN	GAL				78
828 TRINIDAD	600	507	20100	18879	
990 U STATES	238264	160135	2214419	1580096	
	238864	160642	2234519	1598975	
PINEAPPLE JUICE EXCEPT CONCENT	GAL				79
427 UN SO AFR			4255	2256	
524 MALAYA	750	497	10576	6736	
614 AUSTRALIA	2100	1505	13975	9274	
874 MEXICO			12211	7673	
990 U STATES	79271	43538	1203301	721579	
	82121	45540	1244318	747518	
FRUIT SYRUPS CONC JUICES NOP P	GAL				80
1 U KINGDOM	3300	6438	25903	44619	
43 AUSTRIA	6	70	6	70	
44 BELG LUX			45	111	
54 FRANCE	723	1729	21466	30787	
55 GERMANY W	158	491	6035	16887	
67 ITALY			2275	7133	
73 NETHRLNDS	743	1505	4283	12776	
82 SPAIN			437	1696	
86 SWITZRLNO			41920	66859	
277 POLAND			768	1704	
427 UN SO AFR			100	265	
614 AUSTRALIA	59	188	716	3460	
874 MEXICO			475	1905	
990 U STATES	34817	95861	285998	956229	
	39806	106282	390427	1144501	
COCOANUTS	NO				81
617 FIJI			3900	224	
817 B HOND	1250	124	16525	1606	
848 CUBA			2500	197	
855 DOM REP	2500	181	28750	1728	
869 HONDURAS	5125	388	32625	3292	
886 P RICO	64700	4705	639090	42960	
990 U STATES	4400	321	88671	6831	
	77975	5719	812061	56838	
COCOANUT DESICCATED	LB				83
1 U KINGDOM	5000	1093	66440	11132	
513 CEYLON	601350	60984	4539752	509197	
519 INDIA			28400	3510	
567 PHIL	110500	17493	1218300	178228	
990 U STATES	310379	77799	2722368	759992	
	1027229	157369	8575260	1462059	
COPRA NOT PREPARED	LB				84
ALMONDS NOT SHELLD	LB				91
67 ITALY	97223	16339	119629	19880	
82 SPAIN	55057	9519	329391	56672	
990 U STATES	366100	83883	587112	124718	
	518380	109741	1036132	201270	

IMPORTS INTO CANADA FOR CONSUMPTION

Commodities and Countries from which Imported	MONTH OF OCTOBER 1960		TEN MONTHS ENDED OCTOBER 1960		Class Number
	Quantities	Values (\$)	Quantities	Values (\$)	
BRAZIL NUTS NOT SHELLED	LB				92
1 U KINGDOM	91030	24201	91030	24201	
752 BRAZIL	132957	35003	1482142	290346	
	223987	59204	1573172	314547	
FILBERTS HAZEL NOT SHELLED	LB				93
67 ITALY	260010	50846	904431	166508	
990 U STATES	45000	11847	71050	18332	
	305010	62693	975481	184840	
PEANUTS GREEN SHELLED OR NOT	LB				94
1 U KINGDOM			509131	77903	
73 NETHRLNDS			768962	95510	
355 ISRAEL			627727	89217	
385 UAR EGYPT			3182300	400414	
422 RHOD NYAS			1643000	183461	
425 TANGANYKA			100063	10439	
427 UN SO AFR			2539350	249064	
457 FR W AFR	548300	55511	1430100	145385	
519 INDIA			16444508	1662118	
553 CHINA COM			3244582	306682	
874 MEXICO	338000	40232	16134805	1783761	
990 U STATES	2148025	235133	14083974	1484318	
	3034325	330876	60708502	6488272	
PECANS NOT SHELLED	LB				95
990 U STATES	7540	4098	61390	26699	
	7540	4098	61390	26699	
WALNUTS NDT SHELLED	LB				96
990 U STATES	170262	59146	433375	140100	
	170262	59146	433375	140100	
OTHER NUTS NOT SHELLED	LB				97
67 ITALY	2929	461	3208	681	
516 HONG KONG			11358	2646	
559 JAPAN			520	110	
990 U STATES	301554	62604	524717	144514	
	304483	63065	539803	147951	
ALMONDS SHELLED	LB				101
1 U KINGDOM	1820	1514	13776	8789	
67 ITALY	15200	7510	18375	8938	
73 NETHRLNDS			22047	10019	
82 SPAIN	190813	94458	1361400	601035	
516 HONG KONG			460	434	
990 U STATES	196917	137447	714311	433945	
	404750	240929	2130369	1063160	
PEANUTS N O P	LB				102
1 U KINGDOM	1200	490	1660	610	
73 NETHRLNDS			4961	964	
516 HONG KONG	2510	648	15512	5003	
524 MALAYA			3840	1078	
553 CHINA COM			50000	7159	
990 U STATES	12607	3006	49876	16118	
	16317	4144	125849	30932	
WALNUTS SHELLED	LB				103
1 U KINGDOM			131277	68313	
67 ITALY			73622	37720	
279 ROUMANIA			142137	76079	
347 IRAN			465893	211828	
382 TURKEY			82626	46646	
516 HONG KONG			214830	83091	
519 INDIA			333575	154119	
553 CHINA COM			4622765	1664745	
990 U STATES	21667	13241	80735	48459	
	21667	13241	6147460	2391000	
OTHER NUTS SHELLED	LB				104
1 U KINGDOM	1200	828	1200	828	
67 ITALY	2750	2238	10461	9218	
516 HONG KONG			7602	1892	
990 U STATES	77648	35634	167382	99276	
	81598	38700	186645	111214	
BRAZIL NUTS SHELLED	LB				105
1 U KINGDOM	7780	6083	28836	24834	
747 BOLIVIA			40788	27174	
752 BRAZIL	92240	29660	667498	329160	
774 PERU			8712	5820	
	100020	35743	745834	386988	
CASHEW NUTS SHELLED	LB				106
415 KENYA			25250	9930	
519 INDIA	305350	146231	2472462	1144877	
990 U STATES	13030	8801	157613	85851	
	318380	155032	2655325	1240658	
PECANS SHELLED	LB				107
990 U STATES	56949	73358	666968	819770	
	56949	73358	666968	819770	
FILBERTS SHELLED	LB				108
1 U KINGDOM			59170	25562	
55 GERMANY W			85217	35491	
67 ITALY			12453	5326	
82 SPAIN	10759	4762	22753	9976	
86 SWITZRLND			10972	4730	
382 TURKEY			758136	334711	
553 CHINA COM			11023	2147	
990 U STATES	100796	27344	200086	76805	
	111555	32106	1159810	494748	
ASPARAGUS FRESH	LB				111
874 MEXICO	21000	3838	97548	21778	
990 U STATES	5124	899	4836946	703806	
	26124	4737	4934494	725584	

IMPORTS INTO CANADA FOR CONSUMPTION

Commodities and Countries from which Imported	MONTH OF OCTOBER 1960		TEN MONTHS ENDED OCTOBER 1960		Class Number
	Quantities	Values (\$)	Quantities	Values (\$)	
BEANS GREEN FRESH	LB				112
874 MEXICO			61732	9264	
990 U STATES	940433	81084	9334883	885917	
	940433	81084	9396615	895181	
BEETS FRESH EXCEPT SUGAR BEETS	LB				114
990 U STATES			3843324	106489	
			3843324	106489	
CABBAGE FRESH	LB				115
874 MEXICO			617400	25603	
990 U STATES	54620	1195	69374637	2000504	
	54620	1195	69992037	2026107	
CARROTS FRESH	LB				116
990 U STATES	261542	11862	83803171	2164742	
	261542	11862	83803171	2164742	
CAULIFLOWER FRESH	LB				117
990 U STATES	246764	22370	13036240	1091421	
	246764	22370	13036240	1091421	
CELERY FRESH	LB				118
990 U STATES	2529335	87874	85767125	3155391	
	2529335	87874	85767125	3155391	
CUCUMBERS FRESH	LB				119
813 BAHAMAS			69200	6687	
848 CUBA			357418	38600	
874 MEXICO			171383	19787	
990 U STATES	2272893	122871	22855211	1260243	
	2272893	122871	23453212	1325317	
LETTUCE FRESH	LB				120
990 U STATES	11056030	425246	124097202	4905659	
	11056030	425246	124097202	4905659	
MUSHROOMS TRUFFLES FRESH	LB				121
54 FRANCE			329	290	
55 GERMANY W			4465	7178	
67 ITALY	394	818	769	1288	
246 CZECHO S	1497	3011	1497	3011	
277 POLAND	1804	776	1804	776	
516 HONG KONG	95	190	1137	2509	
559 JAPAN	3223	5224	47943	94068	
990 U STATES	38968	18625	794962	291860	
	45981	28644	852906	400980	
ONIONS FRESH	LB				122
1 U KINGDOM			1400	70	
67 ITALY			227140	11854	
73 NETHRLNDS			359556	23672	
82 SPAIN	1662587	38078	4411581	97309	
385 UAR EGYPT			1321218	29583	
473 MOROCCO	11618	1130	43344	3650	
614 AUSTRALIA			5964	341	
622 NEW ZEAL			400	73	
755 CHILE			4085908	141708	
874 MEXICO			102970	6522	
990 U STATES	1047395	66254	54139946	1762906	
	2721600	105462	64699427	2077688	
PEAS GREEN FRESH	LB				123
874 MEXICO			392865	25627	
990 U STATES	14163	3138	2006824	152190	
	14163	3138	2399689	177817	
POTATOES SWEET AND YAMS FRESH	CWT				124
516 HONG KONG			277	4454	
990 U STATES	17913	85769	69485	393176	
	17913	85769	69762	397630	
POTATOES FRESH EXCEPT SEED	CWT				125
990 U STATES	31782	91434	3039242	8753580	
	31782	91434	3039242	8753580	
SPINACH FRESH	LB				126
874 MEXICO			81216	4892	
990 U STATES	132299	11658	6783694	428952	
	132299	11658	6864910	433844	
TOMATOES FRESH	LB				127
82 SPAIN	174882	15865	174882	15865	
813 BAHAMAS			76000	8185	
848 CUBA			1296245	169027	
874 MEXICO			66218284	4396497	
990 U STATES	7823628	475292	65436614	5729808	
	7998510	491157	133202025	10319382	
VEGETABLES FRESH M O P	LB				128
44 BELG LUX			120	52	
67 ITALY	126723	11350	284228	24962	
516 HONG KONG	15130	2162	206330	36920	
559 JAPAN			3300	321	
755 CHILE			3025	578	
774 PERU			4193	745	
848 CUBA			4300	688	
874 MEXICO			408493	46838	
990 U STATES	2447588	192972	60088840	4070635	
	2589441	206484	61002829	4181739	
VEGETABLES FROZEN 1LB OR LESS	LB				129
990 U STATES	894206	195872	6915842	1354503	
	894206	195872	6915842	1354503	
VEGETABLES FROZEN OVER 1 LB	LB				130
990 U STATES	1050876	136110	6086065	843924	
	1050876	136110	6086065	843924	
MUSTARD LIQUID					131
1 U KINGDOM				403	
49 DENMARK		263		1433	
54 FRANCE		1837		15902	
55 GERMANY W		676		7056	

IMPORTS INTO CANADA FOR CONSUMPTION

Commodities and Countries from which Imported	MONTH OF OCTOBER 1960		TEN MONTHS ENDED OCTOBER 1960		Class Number
	Quantities	Values (\$)	Quantities	Values (\$)	
73 NETHRLNDS		135		3025	
86 SWITZRLND		426		1355	
990 U STATES		1010		14413	
		4347		43587	
PASTE HASH VEGETABLE	LB				132
1 U KINGDOM	960	305	342497	95929	
49 DENMARK	480	103	2544	848	
54 FRANCE	260	376	15432	5791	
55 GERMANY W			6282	1413	
67 ITALY	2745	1662	16319	10148	
73 NETHRLNDS			6287	1764	
76 NORWAY	1927	584	12459	2450	
85 SWEDEN			503	504	
86 SWITZRLND			2026	490	
262 HUNGARY	300	90	5608	1418	
277 POLAND			9492	1782	
516 HONG KONG	180	101	6581	2656	
559 JAPAN	471	152	1281	455	
990 U STATES	202072	63883	1620875	503578	
	209395	67256	2048186	629226	
POTATOES DRIED	LB				133
1 U KINGDOM			4500	685	
55 GERMANY W			1530	434	
990 U STATES	428321	90759	3856649	1121636	
	428321	90759	3862679	1122755	
VEGETABLES DRIED N O P	LB				134
1 U KINGDOM			9480	1798	
44 BELG LUX			6535	3460	
54 FRANCE	152	207	27950	10019	
55 GERMANY W	110	221	13151	3268	
67 ITALY	14308	6381	28178	13005	
73 NETHRLNDS	5323	1436	53424	12647	
82 SPAIN			42870	6241	
245 BULGARIA			18806	3464	
385 UAR EGYPT	5490	1081	160556	36070	
516 HONG KONG	3172	1690	46620	22783	
559 JAPAN	390	382	3657	1558	
990 U STATES	332640	195704	2500722	924401	
	361585	207102	2911949	1038714	
TOMATOES CANNED	LB				137
67 ITALY	2532825	177371	5901567	443788	
82 SPAIN	7875	453	359734	21097	
874 MEXICO			109800	7236	
990 U STATES	1196084	96778	9635734	794786	
	3736784	274602	16006835	1266907	
TOMATO PASTE CANNED	LB				138
59 GREECE	15688	2076	15688	2076	
67 ITALY	683472	85644	3059937	377689	
78 PORTUGAL	12367	1382	18981	2076	
82 SPAIN	158640	14100	179250	15956	
990 U STATES	1618906	251692	8708507	1294810	
	2489073	354894	11982363	1692607	
TOMATO PULP AND PUREE CANNED	LB				139
990 U STATES	30852	2490	265037	20396	
	30852	2490	265037	20396	
TOMATO JUICE	LB				140
990 U STATES	2462431	159221	12782832	855543	
	2462431	159221	12782832	855543	
ASPARAGUS IN CANS	LB				141
54 FRANCE			8052	2436	
73 NETHRLNDS			270	73	
990 U STATES	81386	23607	1760753	319119	
	81386	23607	1769075	321628	
CORN IN CANS	LB				143
990 U STATES	35418	6133	1687581	227792	
	35418	6133	1687581	227792	
MUSHROOMS AND TRUFFLES IN CANS	LB				144
1 U KINGDOM			554	412	
49 DENMARK	64	84	508	533	
54 FRANCE	5850	2215	50669	22141	
55 GERMANY W			5177	2696	
67 ITALY	176	1398	1636	3185	
82 SPAIN			27924	7664	
516 HONG KONG	186	90	584	435	
559 JAPAN	308	294	36205	13336	
578 TAIWAN			720	412	
990 U STATES	22515	7998	109567	49044	
	29099	12079	233544	99858	
PEAS IN CANS	LB				145
1 U KINGDOM			4880	938	
44 BELG LUX			13434	2996	
54 FRANCE	500	211	27424	5389	
73 NETHRLNDS			8017	944	
990 U STATES	37000	4013	551955	54255	
	37500	4224	605710	64522	
VEGETABLE JUICE N O P CANNED	LB				146
86 SWITZRLND			7419	1522	
516 HONG KONG			600	75	
990 U STATES	16778	3890	176004	27549	
	16778	3890	184023	29146	
VEGETABLES N O P IN CANS	LB				147
1 U KINGDOM	4570	661	26041	3147	
44 BELG LUX			46667	9553	
54 FRANCE			36398	8607	
55 GERMANY W	14559	1479	159875	20317	
59 GREECE	37531	4091	75392	9724	

IMPORTS INTO CANADA FOR CONSUMPTION

Commodities and Countries from which Imported	MONTH OF OCTOBER 1960		TEN MONTHS ENDED OCTOBER 1960		Class Number
	Quantities	Values (\$)	Quantities	Values (\$)	
67 ITALY			16994	3430	
73 NETHRLNDS	11946	1223	247826	26786	
82 SPAIN	11000	1895	52786	8305	
262 HUNGARY			1499	209	
385 UAR EGYPT			13280	2261	
487 TUNISIA			6000	6023	
516 HONG KONG	13898	2993	165274	39606	
559 JAPAN	6118	1432	24630	6470	
578 TAIWAN	34943	5491	83776	13040	
752 BRAZIL			8475	1500	
824 JAMAICA			2862	639	
990 U STATES			4918499	481600	
	708011	65199			
	842576	84464	5886274	641217	
PIMENTOS IN CANS	LB				148
67 ITALY			11568	2458	
82 SPAIN	43921	5569	267484	37014	
559 JAPAN	4800	1367	10240	2616	
990 U STATES			158933	42058	
	48721	6936	448225	84146	
BEANS GREEN OR WAX CANNED	LB				149
44 BELG LUX			2500	509	
54 FRANCE	7680	1956	27832	6253	
59 GREECE	16800	1564	20765	1906	
67 ITALY			68798	10337	
73 NETHRLNDS	1905	248	36346	4545	
443 ALGERIA			8000	1765	
990 U STATES	8630	1124	116171	14980	
	35015	4892	280412	40295	
BEANS BAKED CANNED	LB				150
1 U KINGDOM			3390	314	
54 FRANCE	4393	872	13378	1947	
73 NETHRLNDS	9168	1079	28373	3559	
559 JAPAN			360	76	
990 U STATES	441442	39834	3517928	320848	
	455003	41785	3563429	326744	
PICKLES PACKAGED RETAIL SALE	GAL				151
1 U KINGDOM	1717	4416	23049	54107	
44 BELG LUX			44	178	
49 DENMARK	111	118	448	617	
54 FRANCE	40	78	68	138	
55 GERMANY W	1744	2083	10118	15810	
67 ITALY	207	709	5566	17634	
73 NETHRLNDS	93	125	798	1265	
82 SPAIN			184	361	
246 CZECHO S			900	613	
516 HONG KONG	627	1022	8269	13390	
519 INDIA	247	652	653	2381	
559 JAPAN	447	1178	1725	4383	
752 BRAZIL			105	305	
824 JAMAICA			286	847	
990 U STATES	18948	29927	407885	537926	
	24181	40308	460098	649955	
PICKLES N O P	GAL				152
1 U KINGDOM	773	1680	6101	13636	
44 BELG LUX			290	190	
53 FINLAND			27	70	
54 FRANCE			450	386	
55 GERMANY W	240	448	3349	4976	
59 GREECE			2172	2657	
67 ITALY	11723	14899	66917	70987	
73 NETHRLNDS	15489	16818	155630	195894	
82 SPAIN	1452	2065	135120	93554	
355 ISRAEL			4000	1725	
516 HONG KONG	492	818	8213	14554	
559 JAPAN	563	1558	4455	7831	
990 U STATES	45646	23973	547008	341662	
	76378	62259	933732	748122	
SAUCES N O P	GAL				153
1 U KINGDOM	220	613	16365	39679	
49 DENMARK			149	381	
54 FRANCE	26	51	186	378	
55 GERMANY W			869	2135	
67 ITALY			1317	2520	
73 NETHRLNDS	404	2434	4195	19363	
86 SWITZRLND	89	185	431	1124	
516 HONG KONG	2480	4603	19989	50183	
519 INDIA			73	419	
559 JAPAN	88	256	1569	2405	
824 JAMAICA			51	234	
990 U STATES	36688	69376	356469	767911	
	39995	77518	401663	886732	
SAUCES SOY	GAL				155
516 HONG KONG	8921	7349	79786	56849	
559 JAPAN	3478	3921	18062	21866	
990 U STATES	1424	2011	36774	40690	
	13823	14081	134622	119405	
KETCHUP	GAL				156
990 U STATES	63218	89104	408510	565293	
	63218	89104	408510	565293	
BUSH BARLEY BUCKWHEAT AND RYE	BUSH				161
990 U STATES			3017	6641	
			3017	6641	
BEANS SOYA	BUSH				162
516 HONG KONG	35	428	242	2905	
990 U STATES	2081443	4388521	8612514	18298808	
	2081478	4388949	8612756	18301713	

IMPORTS INTO CANADA FOR CONSUMPTION

Commodities and Countries from which Imported		MONTH OF OCTOBER 1960		TEN MONTHS ENDED OCTOBER 1960		Class Number
		Quantities	Values (\$)	Quantities	Values (\$)	
BEANS N O P		LB				163
1	U KINGDOM			6150	785	
44	BELG LUX			5005	395	
67	ITALY	128479	11351	357503	32435	
73	NETHRLNDS			9885	1765	
78	PORTUGAL			22220	2363	
473	MOROCCO	7600	984	7600	984	
476	MOZAMBQUE			500	500	
516	HONG KONG			41895	4413	
519	INDIA			22270	1844	
559	JAPAN	2000	217	16132	2252	
755	CHILE			95054	7875	
774	PERU	20000	2191	499426	37556	
990	U STATES	902550	75526	3969567	397832	
		1060629	90269	5053207	490999	
INDIAN CORN		BUSH				167
990	U STATES	1734490	2044085	8924659	11065814	
		1734490	2044085	8924659	11065814	
OATS		BUSH				168
990	U STATES			2809	9086	
				2809	9086	
PEAS SPLIT		LB				169
1	U KINGDOM	8960	1587	90219	13384	
73	NETHRLNDS			3343	206	
755	CHILE			49541	8947	
990	U STATES	25220	2623	663208	48094	
		34180	4210	806311	70631	
PEAS N O P		LB				170
54	FRANCE			31967	2164	
67	ITALY	16204	1360	66910	5196	
73	NETHRLNDS			31712	1952	
78	PORTUGAL			8267	877	
422	RHOD NYAS	300	300	300	300	
473	MOROCCO			8267	484	
622	NEW ZEAL	13517	947	22664	1447	
874	MEXICO			106916	15279	
990	U STATES	49587	3770	2724875	190614	
		79608	6377	3001878	218313	
RICE UNCLEANED UNHULLED PADDY		CWT				171
67	ITALY	26296	134957	107668	551081	
73	NETHRLNDS			73193	528492	
82	SPAIN			2349	10131	
385	UAR EGYPT			1102	4750	
614	AUSTRALIA			564	4380	
782	URUGUAY	37604	168281	101500	469879	
874	MEXICO			76790	432488	
990	U STATES	3293	14102	70958	389375	
		67193	317340	434124	2390576	
RICE CLEANED		CWT				172
1	U KINGDOM			162	1280	
44	BELG LUX	95	734	9555	35031	
67	ITALY	794	6973	16283	105747	
73	NETHRLNDS	250	1890	3414	25579	
82	SPAIN			4480	16723	
516	HONG KONG	30	270	211	1831	
545	BURMA			10942	26551	
553	CHINA COM			44800	110605	
559	JAPAN	100	1242	100	1242	
744	ARGENTINA	6614	16673	22197	58481	
990	U STATES	21645	227371	179836	1795796	
		29528	255153	291980	2178866	
WHEAT		BUSH				174
990	U STATES	66	356	2550	6153	
		66	356	2550	6153	
ALFALFA OR GRASS MEAL DEHYD		CWT				180
990	U STATES	1637	3566	16681	40588	
		1637	3566	16681	40588	
BRAN AND MILL FEED		CWT				182
990	U STATES	4246	16341	23498	59063	
		4246	16341	23498	59063	
CORN MEAL		BBL				184
67	ITALY			48	578	
990	U STATES	6584	43793	68109	451868	
		6584	43793	68157	452446	
HOMINY CRACKED OR DRIED CORN		CWT				185
990	U STATES	12679	39207	134233	426884	
		12679	39207	134233	426884	
MALT FLOUR		LB				187
990	U STATES	67000	4975	267000	21664	
		67000	4975	267000	21664	
OATMEAL AND ROLLED OATS		LB				188
990	U STATES			750	60	
				750	60	
RICE STARCH FLOUR MEAL FEED		LB				189
54	FRANCE	661	72	1256	136	
55	GERMANY W			88000	7477	
73	NETHRLNDS			1796	325	
516	HONG KONG	5390	716	46890	6326	
559	JAPAN	225	56	835	192	
990	U STATES	103300	9159	1263125	113297	
		109576	10003	1401902	127753	
SAGO AND CASSAVA FLOUR		LB				192
1	U KINGDOM	4480	245	58072	3031	
516	HONG KONG			14480	1869	
524	MALAYA			8960	366	
583	THAILAND	175928	5531	1897107	62610	

IMPORTS INTO CANADA FOR CONSUMPTION

Commodities and Countries from which Imported	MONTH OF OCTOBER 1960		TEN MONTHS ENDED OCTOBER 1960		Class Number
	Quantities	Values (\$)	Quantities	Values (\$)	
752 BRAZIL			360585	16632	
990 U STATES	84950	10223	1264073	93232	
	265358	15999	3603277	177740	
WHEAT FLOUR					194
1 U KINGDOM			40	200	
990 U STATES	400	2278	1745	9727	
	400	2278	1785	9927	
CEREALS MILLED N O P					195
1 U KINGDOM			52	1239	
73 NETHRLNDS			7	70	
990 U STATES	1305	3575	5623	17984	
	1305	3575	5682	19293	
BISCUITS AND BREAD DIETARY					201
1 U KINGDOM		271		7904	
54 FRANCE		1047		9179	
990 U STATES		1130		27568	
		2448		44651	
BISCUITS NOT SWEETENED N O P					203
1 U KINGDOM	83560	29811	794816	248077	
44 BELG LUX	144	61	1174	401	
49 DENMARK	6263	1315	27031	5289	
53 FINLAND			3622	716	
54 FRANCE	491	320	98511	18576	
55 GERMANY W	7611	2748	17478	5673	
73 NETHRLNDS	17756	4238	148433	36496	
76 NORWAY	1052	176	38695	6399	
85 SWEODEN	47569	8746	453066	82343	
516 HONG KONG	591	388	3788	2205	
559 JAPAN	850	287	21024	7999	
990 U STATES	292938	80848	2068036	642637	
	458825	128938	3675674	1056811	
BISCUITS SWEETENED N O P					204
1 U KINGDOM	1345334	565424	7587014	2919186	
43 AUSTRIA	8817	3182	20056	7332	
44 BELG LUX	40874	17522	221515	88399	
49 DENMARK	15222	3355	47350	10833	
54 FRANCE	43347	11006	234770	56436	
55 GERMANY W	16882	6730	81686	31282	
64 IRELAND			6818	2529	
67 ITALY	13278	5307	47782	16582	
73 NETHRLNDS	54648	13635	373149	93044	
85 SWEODEN			798	499	
86 SWITZRLNO	5561	1538	8013	2526	
246 CZECHO S	240	125	480	249	
516 HONG KONG	2194	1225	14086	8080	
559 JAPAN	3808	1140	26332	8990	
990 U STATES	175802	43698	1754265	429704	
	1726007	673887	10424114	3675671	
BREAD PASSOVER MATZO PRODUCTS					205
1 U KINGDOM		629		629	
55 GERMANY W				1912	
355 ISRAEL				7090	
990 U STATES		14633		333677	
		15262		343308	
CEREAL FOODS 25 POUNDS OR LESS					206
1 U KINGDOM	117910	12410	538567	60347	
55 GERMANY W	23759	5076	88535	17222	
64 IRELAND			10500	1322	
67 ITALY	1488	692	5345	2376	
73 NETHRLNDS	1323	125	40830	4407	
76 NORWAY			4233	608	
516 HONG KONG	1420	448	7015	2354	
559 JAPAN	870	254	4190	1305	
990 U STATES	209201	48390	2819946	708938	
	355971	67395	3519161	798879	
CEREAL FOODS PREPARED N O P					207
1 U KINGDOM		556		7502	
54 FRANCE				412	
55 GERMANY W		289		1581	
67 ITALY		55		177	
559 JAPAN		149		1247	
990 U STATES		27528		315939	
		28577		326858	
MACARONI AND VERMICELLI					208
54 FRANCE			767	99	
67 ITALY	14129	1287	293276	35512	
73 NETHRLNDS	690	270	53289	5909	
516 HONG KONG	6395	1494	64744	14590	
559 JAPAN	1500	296	5410	808	
990 U STATES	275641	41886	3149820	437648	
	298355	45233	3567306	494566	
MILK FOODS N O P					209
1 U KINGDOM	5146	1433	17804	4756	
55 GERMANY W	2963	2151	6666	4772	
76 NORWAY	1340	797	14305	5903	
85 SWEDEN			4433	1407	
990 U STATES	85658	54167	565828	362906	
	95107	58548	609036	379744	
ARROWROOT					221
614 AUSTRALIA			62526	7412	
826 LEEW WIND			290000	32978	
990 U STATES			1000	405	
			353526	40795	
MALT WHOLE CRUSHED OR GROUND					224

IMPORTS INTO CANADA FOR CONSUMPTION

Commodities and Countries from which Imported	MONTH OF OCTOBER 1960		TEN MONTHS ENDED OCTOBER 1960		Class Number
	Quantities	Values (\$)	Quantities	Values (\$)	
SAGO AND TAPIOCA	LB				225
524 MALAYA			82515	5105	
556 INDONESIA	17348	2676	148604	15762	
752 BRAZIL			90530	7427	
990 U STATES	79040	11232	841450	121557	
	96388	13908	1163099	149851	
ALL OTHER BREADSTUFFS					226
1 U KINGDOM		2737		6044	
55 GERMANY W				219	
990 U STATES		9896		29113	
		12633		35376	
CHOCOLATES IN RETAIL PACKAGES	LB				239
1 U KINGDOM	413644	207788	1398968	655393	
43 AUSTRIA	2930	2746	5630	3686	
44 BELG LUX	1000	577	4047	1867	
49 DENMARK			1209	838	
53 FINLAND			910	338	
54 FRANCE	10762	3273	12222	4102	
55 GERMANY W	58381	29606	124002	59423	
64 IRELAND	258164	104464	584570	267513	
67 ITALY	10586	4356	10586	4356	
73 NETHRLNDS	16499	9687	76355	32725	
86 SWITZRLND	14324	8223	67113	44825	
355 ISRAEL			14528	9488	
990 U STATES	82038	32589	321246	136074	
	868328	403309	2621386	1220628	
CONFECTIONERY CHOCOLATE	LB				240
1 U KINGDOM	550515	210916	3684059	1293363	
43 AUSTRIA	2569	1850	14110	8164	
44 BELG LUX	1014	410	24523	11584	
49 DENMARK	8795	6087	15461	8511	
53 FINLAND			3911	1398	
54 FRANCE	22185	11562	119372	41483	
55 GERMANY W	94819	57817	415486	218876	
64 IRELAND	9761	2576	215652	98663	
67 ITALY	15011	8349	42117	27722	
73 NETHRLNDS	115928	48284	467862	176499	
76 NORWAY			7038	3702	
85 SWEDEN			24086	7151	
86 SWITZRLND	32418	19535	118683	68337	
246 CZECHO S	37056	12190	81215	27747	
355 ISRAEL			77725	20713	
559 JAPAN			886	362	
990 U STATES	409273	150997	2104162	732784	
	1299344	530573	7416348	2747059	
FRUIT PIES FROZEN	LB				241
990 U STATES	59628	11820	685496	152060	
	59628	11820	685496	152060	
CONFECTIONS SWEETENED	LB				242
1 U KINGDOM	138792	34128	518400	126468	
44 BELG LUX	2420	446	12453	2371	
49 DENMARK	5200	1064	44200	13365	
54 FRANCE	11161	4878	30564	8868	
55 GERMANY W	26617	10457	99673	37885	
64 IRELAND	61383	19901	66041	22163	
67 ITALY	8007	9663	19961	18746	
73 NETHRLNDS	26370	3636	248661	38507	
516 HONG KONG	1068	508	20293	7652	
559 JAPAN			75	60	
886 P RICO			3600	2074	
990 U STATES	573318	233730	5194932	1884424	
	854336	318411	6258853	2162583	
FRUITS PEELS CANDIED	LB				243
1 U KINGDOM	1200	471	9600	2944	
54 FRANCE	317322	73333	1415114	326398	
67 ITALY	4895	1410	7660	2235	
73 NETHRLNDS	980	187	980	187	
82 SPAIN	3600	1293	4800	1775	
427 UN SO AFR			15400	1753	
516 HONG KONG			3339	1297	
614 AUSTRALIA	684	592	119424	18390	
990 U STATES	47423	12754	184174	47879	
	376104	90040	1760491	402858	
GINGER PRESERVED	LB				244
1 U KINGDOM			408	262	
516 HONG KONG	24756	3863	242487	36686	
559 JAPAN			1600	383	
	24756	3863	244495	37331	
SUGAR CANDY CONFECTIONERY	LB				246
1 U KINGDOM	1830809	427039	13815903	3040020	
43 AUSTRIA	16110	2488	101974	25420	
44 BELG LUX	602	104	9023	5549	
49 DENMARK	16664	4239	276955	61189	
53 FINLAND			19020	4308	
54 FRANCE	43196	9555	207939	51870	
55 GERMANY W	42131	17484	295384	80869	
59 GREECE	1000	334	4730	1369	
64 IRELAND	11913	3805	60985	16988	
67 ITALY	32056	12646	183635	67503	
73 NETHRLNDS	149862	26515	1247631	243026	
82 SPAIN	517	438	793	608	
85 SWEDEN	1006	206	336173	56712	
86 SWITZRLND			5935	2737	
246 CZECHO S	7916	2116	144842	18982	
258 GERMANY E			18325	2377	
277 POLAND			83545	9902	

IMPORTS INTO CANADA FOR CONSUMPTION

Commodities and Countries from which Imported			MONTH OF OCTOBER 1960		TEN MONTHS ENDED OCTOBER 1960		Class Number
			Quantities	Values (\$)	Quantities	Values (\$)	
287	U S S R			2249	664		
316	CYPRUS			3136	537		
355	ISRAEL	20420	3738	91571	18685		
516	HONG KONG	5722	2064	83352	20724		
559	JAPAN	600	204	5058	1820		
614	AUSTRALIA			1400	154		
824	JAMAICA			5000	731		
990	U STATES	531105	144266	3870567	948391		
BUBBLE GUM			2711629	657241	20875125	4681135	
		LB					247
1	U KINGDOM	50600	11394	110904	28989		
49	DENMARK	6321	3174	117779	47149		
55	GERMANY W	14041	3096	21037	4485		
64	IRELAND	16488	4364	134388	30402		
67	ITALY	1323	524	3748	1467		
73	NETHRLNDS	3863	1351	66789	32016		
990	U STATES	79527	27463	856885	252507		
CHEWING GUM N O P			174163	51366	1311530	397015	
		LB					249
1	U KINGDOM	336	98	24113	6601		
49	DENMARK			39299	10892		
55	GERMANY W			8407	2404		
73	NETHRLNDS	9777	2640	52307	16733		
990	U STATES	30260	7547	133574	40162		
GLUCOSE AND SYRUP CORN SYRUP			40373	10285	257700	76792	
		CWT					251
1	U KINGDOM	1668	9192	6113	35645		
55	GERMANY W	11	331	181	6984		
73	NETHRLNDS	8	93	284	3220		
427	UN SO AFR	223	893	894	3539		
990	U STATES	3501	28142	82300	630406		
MOLASSES OF CANE N O P			5411	38651	89772	679794	
		GAL					252
716	B GUIANA	1250080	102265	4644000	359260		
826	LEE W WIND			591463	46858		
828	TRINIDAD	677280	51576	3126800	254634		
848	CUBA			1747178	192344		
855	DOM REP			626603	60483		
862	FR W IND	248890	24024	248890	24024		
990	U STATES	184022	27084	1647117	222346		
MOLASSES FOR HUMAN CONSUMPTION			2360272	204949	12632051	1159949	
		GAL					255
822	BARBADOS	639178	307851	2120651	1072966		
848	CUBA			1160807	473470		
990	U STATES	3403	5993	23700	35268		
SYRUPS OF CANE OR BEET N O P			642581	313844	3305158	1581704	
		GAL					256
1	U KINGDOM	1641	2148	22076	29025		
990	U STATES	239	674	3901	8767		
SUGAR RAW IMPORTED BY REFINERS			1880	2822	25977	37792	
		CWT					262
417	MAURITIUS			579940	2099608		
427	UN SO AFR	170241	669046	394019	1551211		
614	AUSTRALIA	660532	2317400	2758672	9401812		
617	FIJI			1385656	5578703		
716	B GUIANA	336145	1335192	1347045	5276168		
822	BARBADOS	73360	268321	140560	512684		
824	JAMAICA	73902	308874	2046132	8065629		
826	LEE W WIND			159316	588190		
828	TRINIDAD	41507	150879	843171	3181054		
848	CUBA			1034714	3259946		
SUGAR RAW N O P			1355687	5049712	10689225	39515005	
		CWT					263
716	B GUIANA	2242	9265	50808	205051		
848	CUBA			182219	647796		
SUGAR REFINED			2242	9265	233027	852847	
		CWT					264
1	U KINGDOM	6	75	74	826		
73	NETHRLNDS			22	235		
316	HONG KONG			4408	22743		
990	U STATES			1401	13134		
SUGAR AND SYRUP MAPLE			6	75	5905	36938	
		LB					265
COCOA BEANS NOT ROASTED							271
		CWT					
1	U KINGDOM			11597	332015		
55	GERMANY W			350	10160		
73	NETHRLNDS			840	24766		
414	GHANA			79858	2110556		
418	NIGERIA			119503	3088491		
513	CEYLON			2016	56186		
614	AUSTRALIA			224	6166		
752	BRAZIL			13548	346454		
763	ECUADOR	1109	30907	9981	269902		
785	VENEZUELA			3092	95841		
824	JAMAICA			11753	286095		
826	LEE W WIND			2000	50023		
828	TRINIDAD			2142	73693		
855	DOM REP	342	8749	1012	25729		
990	U STATES			47731	1477021		
COCOA BUTTER			1451	39656	305647	8253098	
		LB					273
1	U KINGDOM	84000	47603	2625413	1547139		
54	FRANCE	22223	16670	43740	32810		
64	IRELAND			40320	25607		
67	ITALY			61553	35315		

IMPORTS INTO CANADA FOR CONSUMPTION

Commodities and Countries from which Imported	MONTH OF OCTOBER 1960		TEN MONTHS ENDED OCTOBER 1960		Class Number
	Quantities	Values (\$)	Quantities	Values (\$)	
73 NETHRLNDS	12 4077	7 0075	7 78958	4 34455	
82 SPAIN	88 184	4 6110	1 65345	8 6456	
752 BRAZIL			1 362398	7 22250	
824 JAMAICA	138	52	8 54741	4 71641	
828 TRINIDAD			9 3814	4 8541	
855 DOM REP			1 000	5 58	
990 U STATES	1 000	6 32	7 1815	5 3255	
	3 19622	18 1142	60 99097	34 58027	
COCOA PASTE NOT SWEETENED	LB				274
1 U KINGDOM	3 450	8 16	4 82051	1 58244	
54 FRANCE			3 30633	1 19769	
55 GERMANY W			1 54322	3 8036	
73 NETHRLNDS	3 115	7 30	6 06033	1 51294	
355 ISRAEL	576	391	576	391	
752 BRAZIL	5 5225	9 065	50 7842	5 8871	
990 U STATES			2 9165	1 1027	
	6 2366	11 002	2 110622	5 37632	
COCOA PASTE SWEETENED	LB				275
1 U KINGDOM			3 8786	1 1666	
55 GERMANY W			441	241	
73 NETHRLNDS	878	350	5 433	1 927	
86 SWITZRLND			1 261	581	
990 U STATES	2 5000	8 659	1 25650	4 4600	
	2 5878	9 009	1 71571	5 9015	
COCOA OR CHOCOLATE POWDER	LB				276
1 U KINGDOM	2 7220	5 528	6 6168	1 6657	
54 FRANCE			7 7497	1 3791	
55 GERMANY W	7 402	1 282	5 9856	1 1338	
67 ITALY			5 6216	9 439	
73 NETHRLNDS	1 59949	3 4740	1 531279	3 38952	
752 BRAZIL			1 1050	2 667	
990 U STATES	20 1394	4 3650	1 636235	4 38786	
	3 95965	8 5200	3 438301	8 31630	
COCOA AND CHOCOLATE PREPS NOP	LB				277
1 U KINGDOM	20 5933	50 543	2 246772	5 74063	
44 BELG LUX			162	55	
54 FRANCE	1 400	8 16	1 400	8 16	
55 GERMANY W	2 8495	6 021	2 17063	3 8694	
64 IRELAND	7 48208	1 23256	2 981200	5 13363	
67 ITALY			1 102	2 55	
73 NETHRLNDS	1 54968	1 7260	90 6626	1 44650	
752 BRAZIL			90 9669	1 15532	
990 U STATES	1 56399	5 1316	10 47550	2 54460	
	1 295403	2 49212	8 311544	1 641888	
CHICORY	LB				282
44 BELG LUX	3 4413	2 685	7 8197	6 150	
54 FRANCE	8 775	4 95	8 6400	4 936	
73 NETHRLNDS	1 6560	1 185	1 10191	8 821	
427 UN SO AFR			350	399	
990 U STATES	4 995	1 918	6 8773	2 2150	
	6 4743	6 283	3 43911	4 2456	
COFFEE GREEN	LB				283
1 U KINGDOM			1 94708	70 653	
329 B M E NES	1 3228	4 801	1 28263	5 1764	
344 ETHIOPIA			1 13494	3 9553	
415 KENYA	4 56784	1 72754	2 671292	10 29649	
418 NIGERIA			8 8571	30 720	
425 TANGANYKA	2 57977	9 3617	2 587490	9 58558	
426 UGANDA	6 8205	1 4588	3 439931	7 63005	
446 ANGOLA			2 25003	50 188	
449 BEL CONGO	3 28386	1 20199	1 685521	6 20962	
524 MALAYA			1 1200	50 81	
747 BOL IVIA			2 6335	9 656	
752 BRAZIL	5 267562	1 855197	4 6084440	1 5692295	
758 COLOMBIA	2 233977	9 60428	2 2878376	9 715858	
763 ECUADOR	9 1585	3 2905	6 78773	2 47878	
774 PERU	5 2033	2 1083	3 41202	1 37775	
785 VENEZUELA	3 2432	1 3111	4 47941	1 80124	
824 JAMAICA	6 5229	2 2453	2 87920	10 8953	
828 TRINIDAD	60 419	1 2327	2 75439	6 1773	
845 C RICA	1 84328	7 6767	1 410921	5 87276	
855 DOM REP	1 22426	4 4661	1 419245	5 24360	
857 EL SALVD	3 7954	1 3204	1 761453	6 66406	
864 GUATEMALA	1 39323	5 7140	2 090321	8 36675	
867 HAITI			9 2347	30 391	
869 HONDURAS	1 51637	5 7058	8 20891	3 16539	
874 MEXICO	5 56821	2 11289	7 032960	2 768123	
879 NICARAGUA			2 52124	9 5450	
883 PANAMA			5 8805	2 4242	
886 P RICO			1 75480	6 7496	
990 U STATES	9 08685	30 3933	9 498008	2 786000	
	11 028991	40 87515	10 6778454	3 8477403	
COFFEE ROASTED AND SUBSTITUTES	LB				286
1 U KINGDOM			2 142	1 337	
55 GERMANY W	500	89	3 605	6 89	
73 NETHRLNDS	902	554	3 341	1 711	
824 JAMAICA			696	516	
990 U STATES	1 71868	1 12802	1 477600	9 80351	
	1 73270	1 13445	1 487384	9 84604	
COFFEE EXTRACT OF N O P	LB				287
1 U KINGDOM	5 408	20 52	6 3421	2 1733	
73 NETHRLNDS			2 585	6 44	
990 U STATES	1 8820	1 5265	5 72600	2 46995	
	2 4228	1 7317	6 38606	2 69372	
INSTANT COFFEE POWDER	LB				288
54 FRANCE			3 105	10 986	

IMPORTS INTO CANADA FOR CONSUMPTION

Commodities and Countries from which Imported	MONTH OF OCTOBER 1960		TEN MONTHS ENDED OCTOBER 1960		Class Number	
	Quantities	Values (\$)	Quantities	Values (\$)		
55 GERMANY W	120	175	889	1378	291	
73 NETHRLNDS			4168	10346		
86 SWITZRLND			85	380		
427 UN SO AFR			3080	3491		
857 EL SALVD			68	222		
864 GUATEMALA	27520	34197	210630	250917		
990 U STATES	370966	587009	3524226	5925435		
	398606	621381	3746251	6203155		
CLOVES UNGROUND	LB					
1 U KINGDOM			7432	1924		292
415 KENYA	6720	1702	119360	36071		
990 U STATES	144	642	5120	2714		
	6864	2344	131912	40709		
GINGER UNGROUND	LB				293	
1 U KINGDOM	5450	1413	36836	6255		
423 S LEONE			25760	4652		
516 HONG KONG	1050	229	28120	3250		
519 INDIA	2240	449	47040	11375		
578 TAIWAN			5000	624		
617 FIJI	12200	1736	30600	4015		
824 JAMAICA	11257	2870	141061	39809		
848 CUBA			26851	2691		
886 P RICO			16885	2199		
990 U STATES	436	446	29617	6847		
	32633	7143	387770	81717		
MUSTARD GROUND	LB				294	
1 U KINGDOM	18816	9744	350192	178726		
990 U STATES	16926	4720	190749	54156		
	35742	14464	540941	232882		
NUTMEGS AND MACE	LB				296	
73 NETHRLNDS	950	897	1250	1106		
513 CEYLON	22400	10085	44800	20163		
524 MALAYA			23200	28888		
826 LEEW WIND	13600	15218	192776	241315		
828 TRINIDAD			5612	6580		
990 U STATES	2605	5814	9305	17627		
	39555	32014	276943	315679		
PEPPER UNGROUND	LB				297	
1 U KINGDOM			170552	144086		
262 HUNGARY			6090	1112		
382 TURKEY			11023	1758		
418 NIGERIA			47830	10075		
473 MOROCCO			16500	3300		
513 CEYLDN			100800	43988		
519 INDIA	126930	61969	1611100	845334		
524 MALAYA	177760	104449	773502	429538		
529 B E I NES			21280	17220		
559 JAPAN			48600	10878		
752 BRAZIL	44446	28528	44446	28528		
824 JAMAICA			3360	1953		
990 U STATES	2927	2203	65716	29873		
	352063	197149	2920799	1567643		
SPICES N O P UNGROUND	LB				298	
1 U KINGDOM			30932	4705		
55 GERMANY W			420	210		
73 NETHRLNDS			19587	6768		
429 B AFR NES			45363	3425		
513 CEYLON			7600	5129		
516 HONG KONG			44800	12104		
524 MALAYA			246920	55228		
556 INDONESIA			155030	27820		
586 VIET NAM			11243	4086		
824 JAMAICA			71960	43379		
874 MEXICO			6623	3530		
886 P RICO			1300	201		
990 U STATES	757	887	46823	19970		
	757	887	688601	186555		
GINGER AND SPICES NOP GROUND	LB					299
1 U KINGDOM			36100	23004		
55 GERMANY W	188	210	4124	4142		
67 ITALY	132	122	2428	1144		
73 NETHRLNDS			4749	3220		
82 SPAIN	76200	22960	433108	106885		
262 HUNGARY	5500	822	42200	7307		
288 YUGO SLAV	11000	2750	60987	11482		
516 HONG KONG			300	128		
519 INDIA	4588	1203	27617	6562		
874 MEXICO			1920	659		
990 U STATES	33958	36418	363020	272926		
	131566	64485	976553	437459		
VANILLA BEANS CRUDE	LB				300	
1 U KINGDOM			3064	36786		
826 LEEW WIND	379	3601	423	4084		
874 MEXICO			5546	69477		
990 U STATES	3658	32875	26903	324604		
	4037	36476	35936	434951		
SEEDS AROMATIC CRUDE UNGROUND	LB				301	
1 U KINGDOM			17064	3508		
54 FRANCE			4966	1177		
55 GERMANY W			9234	1275		
73 NETHRLNDS	16962	3192	163449	28056		
82 SPAIN			13750	1489		
473 MOROCCO	24251	1819	237360	11986		
516 HONG KONG			2240	160		
519 INDIA			4830	3343		
864 GUATEMALA			1516	4499		

IMPORTS INTO CANADA FOR CONSUMPTION

Commodities and Countries from which Imported		MONTH OF OCTOBER 1960		TEN MONTHS ENDED OCTOBER 1960		Class Number
		Quantities	Values (\$)	Quantities	Values (\$)	
TEA BLACK	990 U STATES	9862	7540	53579	19085	319
		51075	12551	507988	74578	
	1 U KINGDOM	382159	213489	4391057	2476412	319
	44 BELG LUX			25898	11072	
	55 GERMANY W	6883	3123	21678	9132	
	64 IRELAND			8110	6090	
	73 NETHRLNDS	28610	10888	246579	110486	
	415 KENYA	15394	8347	1071739	557150	
	422 RHOD NYAS			25538	12589	
	425 TANGANYKA			206843	105053	
	426 UGANDA	100582	48423	332467	161306	
	449 BEL CONGO			247607	125361	
	513 CEYLON	1304645	754944	14684616	7493972	
	516 HONG KONG		2176	79999	40020	
	519 INDIA	1353958	784994	11786606	6399771	
	524 MALAYA	4800	2312	7200	3523	
	527 PAKISTAN			110640	49668	
	553 CHINA COM	2550	963	24427	7541	
	556 INDONESIA	10907	4521	41521	17675	
	559 JAPAN	14500	2889	182080	35280	
	578 TAIWAN	10750	2576	72285	18447	
	744 ARGENTINA			1116	436	
	990 U STATES	72290	47393	415286	250756	
TEA GREEN		3311865	1887038	33983292	17891740	320
	1 U KINGDOM	1210	1876	2076	2460	320
	516 HONG KONG	2320	1627	19544	12775	
	553 CHINA COM			600	452	
	559 JAPAN	146016	42645	258397	75167	
	578 TAIWAN			780	555	
	990 U STATES			600	290	
		149546	46148	281997	91699	
VINEGAR						341
	1 U KINGDOM			69	233	341
	54 FRANCE			1764	2420	
	55 GERMANY W			36	63	
	67 ITALY	2328	1167	7812	7920	
	73 NETHRLNDS	96	103	314	286	
	78 PORTUGAL			467	150	
	516 HONG KONG			834	693	
	559 JAPAN	56	58	364	308	
	990 U STATES	194	241	66029	29053	
		2674	1569	77689	41126	
YEAST IN CAKES AND PACKAGES						352
	1 U KINGDOM	13596	1773	289142	30988	352
	54 FRANCE			198	211	
	73 NETHRLNDS			2100	990	
	990 U STATES	3495	2971	30767	24021	
YEAST IN BULK		17091	4744	322207	56210	353
	990 U STATES	12120	2171	37087	6148	353
		12120	2171	37087	6148	
HOPS						362
	55 GERMANY W			19566	20296	362
	990 U STATES	477223	273780	869751	456736	
		477223	273780	889317	477032	
LIQUORICE UNSWEETENED						364
	1 U KINGDOM			300	76	364
	382 TURKEY	109978	17546	109978	17546	
	990 U STATES	2860	836	423032	100181	
		112838	18382	533310	117803	
MALT SYRUP AND EXTRACTS						365
	1 U KINGDOM	26080	4870	341584	70078	365
	55 GERMANY W			360	79	
	73 NETHRLNDS			37868	5542	
	990 U STATES	114707	25855	837766	161007	
		140787	30725	1217578	236706	
ESSENCES EXTRACTS N O P						367
	1 U KINGDOM			1169	13861	367
	55 GERMANY W	26	1259	92	4376	
	67 ITALY			248	8037	
	73 NETHRLNDS			532	3313	
	815 BERMUDA	10	291	74	3995	
	990 U STATES	96	1889	757	17444	
		132	3439	2872	51026	
POTATOES FRENCH FRIED FROZEN						380
	990 U STATES	195113	27142	1414904	175333	380
		195113	27142	1414904	175333	
POTATO CHIPS NOT FROZEN						381
	1 U KINGDOM			13370	4470	381
	990 U STATES	230640	94092	2721931	1154658	
		230640	94092	2735301	1159128	
VEGETABLE FOOD PRODUCTS N O P						390
	1 U KINGDOM		15737		259868	390
	49 DENMARK		3172		3172	
	54 FRANCE		357		4335	
	55 GERMANY W		3356		17430	
	67 ITALY				853	
	73 NETHRLNDS		1032		57831	
	78 PORTUGAL		552		552	
	85 SWEDEN				9714	
	86 SWITZRLND				8382	
	363 LEBANON				492	
	516 HONG KONG		6333		56253	
	519 INDIA				421	

IMPORTS INTO CANADA FOR CONSUMPTION

Commodities and Countries from which Imported	MONTH OF OCTOBER 1960		TEN MONTHS ENDED OCTOBER 1960		Class Number
	Quantities	Values (\$)	Quantities	Values (\$)	
559 JAPAN		929		9545	
990 U STATES		238244		2023054	
		269712		2451902	

IMPORTS INTO CANADA FOR CONSUMPTION

Commodities and Countries from which Imported	MONTH OF OCTOBER 1960		TEN MONTHS ENDED OCTOBER 1960		Class Number
	Quantities	Values (\$)	Quantities	Values (\$)	
<u>GROUP 1</u>					
<u>AGRICULTURAL PRODUCTS</u>					
<u>B OTHER THAN FOOD</u>					
ALE BEER PORTER AND STOUT	GAL				1501
1 U KINGDOM	28977	39290	238045	317895	
49 DENMARK	1593	1990	14933	18027	
55 GERMANY W	5330	6375	34323	39724	
73 NETHRLNDS	553	717	6581	7651	
559 JAPAN	511	1692	3355	10927	
990 U STATES			32	63	
	36964	50064	297269	394287	
BRANDY	P GAL				1511
1 U KINGDOM	98	640	785	7059	
54 FRANCE	30105	322477	209251	1619122	
55 GERMANY W	138	1741	518	6530	
59 GREECE	278	2262	1650	13861	
67 ITALY			566	3867	
73 NETHRLNDS			54	481	
78 PORTUGAL	2996	11478	17850	66483	
82 SPAIN	1174	7205	3884	23134	
86 SWITZRLND	56	1046	119	2197	
246 CZECHO S			98	691	
288 YUGO SLAV	120	582	2066	11077	
316 CYPRUS	318	1831	2194	11232	
355 ISRAEL	62	1037	461	6678	
427 UN SO AFR	12877	34717	98890	272761	
614 AUSTRALIA	7959	26661	50788	169129	
990 U STATES			76	643	
	56181	411677	389250	2214945	
CORDIALS AND LIQUEURS N O P	P GAL				1512
1 U KINGDOM	3206	45509	15231	214762	
49 DENMARK	1242	18403	5744	84628	
54 FRANCE	6232	73804	32051	368576	
55 GERMANY W			60	295	
59 GREECE	92	719	595	4803	
64 IRELAND			63	870	
67 ITALY	313	3518	1831	16965	
73 NETHRLNDS	3472	40152	15390	162259	
76 NORWAY	59	276	430	2565	
85 SWEDEN	21	79	300	1260	
262 HUNGARY	42	340	186	1509	
288 YUGO SLAV	280	1360	595	3150	
614 AUSTRALIA	132	1323	328	3299	
622 NEW ZEAL			7	71	
824 JAMAICA	348	4112	1428	16429	
828 TRINIDAD	373	7829	982	19502	
848 CUBA	46	957	93	1912	
874 MEXICO	7	157	169	3650	
886 P RICO	564	3147	1905	11197	
990 U STATES	22	412	24	471	
	16451	202097	77412	918173	
GIN	P GAL				1513
1 U KINGDOM	16644	78996	161108	714586	
55 GERMANY W	21	95	252	1349	
73 NETHRLNDS	619	2368	11576	34826	
	17284	81459	172936	750761	
RUM	P GAL				1514
1 U KINGDOM	21765	104071	210966	753467	
54 FRANCE	194	1440	565	4119	
716 B GUIANA	21012	35423	236958	311017	
822 BARBADOS	7087	22656	82380	224206	
824 JAMAICA	9393	37980	53826	173121	
828 TRINIDAD	13821	63762	82627	381186	
848 CUBA	614	7305	6994	71927	
867 HAITI	223	1589	860	6146	
886 P RICO	9368	64553	63244	449212	
990 U STATES			762	1016	
	83477	338779	739182	2375417	
WHISKY	P GAL				1515
1 U KINGDOM	133000	1012584	676557	5062545	
64 IRELAND			314	2371	
73 NETHRLNDS			108	916	
887 VIRGIN IS			15399	31326	
990 U STATES	5434	23594	488564	918124	
	138434	1036178	1180942	6015282	
ABSINTHE ALCOHOLIC LIQUORS NOP	P GAL				1516
277 POLAND			70	414	
287 U S S R			106	540	
			176	954	
WINES NON SPARKLING	GAL				1530
1 U KINGDOM	16687	82248	73435	381008	
43 AUSTRIA	40	160	1356	5077	
44 BELG LUX			422	1518	
49 DENMARK	1089	2962	7692	21643	
54 FRANCE	44000	173096	354009	1331789	
55 GERMANY W	7385	34906	44414	205618	
59 GREECE	1658	2385	13297	19531	
64 IRELAND	583	2920	2726	14559	

IMPORTS INTO CANADA FOR CONSUMPTION

Commodities and Countries from which Imported	MONTH OF OCTOBER 1960		TEN MONTHS ENDED OCTOBER 1960		Class Number
	Quantities	Values (\$)	Quantities	Values (\$)	
67 ITALY	5 4168	169803	270629	835887	
73 NETHRLNDS			194	895	
78 PORTUGAL	23743	48842	200995	324134	
82 SPAIN	13216	44486	69900	211205	
86 SWITZRLND	260	996	2134	8504	
262 HUNGARY			542	2702	
288 YUGO SLAV	100	366	100	366	
316 CYPRUS	509	718	8765	13150	
355 ISRAEL	296	1109	7203	26519	
427 UN SO AFR	17745	33076	148426	298638	
443 ALGERIA	3922	6836	37035	58863	
516 HONG KONG	275	1346	2264	11882	
614 AUSTRALIA	43487	97905	258945	573104	
990 U STATES	14840	42127	103606	274439	
	244003	746287	1608089	4621031	
WINES SPARKLING					1560
1 U KINGDOM	GAL 50	160	365	3821	
54 FRANCE	4704	59865	32196	389219	
55 GERMANY W	100	564	1793	11384	
67 ITALY	914	4691	4512	22420	
82 SPAIN			12	51	
355 ISRAEL	100	725	222	1660	
427 UN SO AFR			20	72	
614 AUSTRALIA			178	1080	
990 U STATES			26	228	
	5868	66005	39324	429935	
GUMS AMBER AND ARABIC					1571
1 U KINGDOM	LB 10821	2145	60179	12943	
377 SUDAN	274787	46021	477132	77658	
990 U STATES	34408	10312	334390	98080	
	320016	58478	871701	188681	
GUMS AUSTL COPAL DAMAR ETC					1572
524 MALAYA			26880	2999	
990 U STATES	6646	1467	134136	30803	
	6646	1467	161016	33802	
GUMS BARBERRY ELEMI GEDDA ETC					1573
1 U KINGDOM			5784	3920	
347 IRAN			450	662	
990 U STATES	18850	17456	303514	158834	
	18850	17456	309748	163416	
CHICLE OR SAPPATO GUM CRUDE					1576
817 B HOND			10201	8561	
864 GUATEMALA			25970	24101	
990 U STATES	71520	33562	563451	263421	
	71520	33562	599622	296083	
SHELLAC BLEACHED					1577
1 U KINGDOM	LB 1120	451	12220	4917	
990 U STATES	5000	2320	31333	15043	
	6120	2771	43553	19960	
LAC CRUDE SEED STICK AND SHELL					1579
1 U KINGDOM	LB 1120	349	48190	13062	
519 INOIA			471013	100726	
583 THAILAND	456154	69133	1946427	309760	
990 U STATES	2350	1549	149226	35894	
	459624	71031	2614856	459442	
RESIN OR ROSIN					1580
1 U KINGDOM	LB		21827	2170	
59 GREECE	66414	9789	66414	9789	
990 U STATES	2322602	281237	23838334	2345582	
	2389016	291026	23926575	2357541	
ROSIN SIZING					1581
990 U STATES	LB 1540725	225636	13172472	1799811	
	1540725	225636	13172472	1799811	
GUMS AND BLENDS N O P					1583
1 U KINGDOM	LB 9000	6003	246529	87186	
67 ITALY			33670	9616	
73 NETHRLNDS	26462	6736	117356	30967	
76 NORWAY			351	302	
990 U STATES	319560	130766	3367029	1340477	
	355022	143505	3764935	1468548	
TALL OIL AND TALL OIL PITCH					1584
990 U STATES	LB 733462	32017	11432879	489089	
	733462	32017	11432879	489089	
COTTON SEED CAKE AND MEAL					1591
990 U STATES	CWT 2241	5787	7749	22120	
	2241	5787	7749	22120	
LINSEED OIL CAKE AND MEAL					1592
990 U STATES	CWT 4400	13025	25902	78952	
	4400	13025	25902	78952	
SOYA BEAN OIL CAKE AND MEAL					1594
990 U STATES	CWT 332117	877584	3061402	8341373	
	332117	877584	3061402	8341373	
SOYA BEAN FLOUR					1595
55 GERMANY W	CWT 88	941	154	1663	
990 U STATES	3143	19280	31986	234817	
	3231	20221	32140	236480	
OIL CAKE AND MEAL N O P					1597
990 U STATES	CWT 1100	2726	3800	10394	
	1100	2726	3800	10394	
CASTOR OIL NOT EDIBLE					1601
1 U KINGDOM	CWT 26	530	158	2961	
73 NETHRLNDS			4480	77689	
446 ANGOLA			2517	39278	
519 INDIA	112	1971	3486	70242	
752 BRAZIL	4307	83985	16120	268389	
990 U STATES	43	1182	2850	55750	
	4488	87668	29611	514309	

IMPORTS INTO CANADA FOR CONSUMPTION

Commodities and Countries from which Imported	MONTH OF OCTOBER 1960		TEN MONTHS ENDED OCTOBER 1960		Class Number
	Quantities	Values (\$)	Quantities	Values (\$)	
CHINAWOOD OIL NOT EDIBLE	CWT				1602
1 U KINGDOM			224	4085	
516 HONG KONG	436	6401	3879	57836	
744 ARGENTINA			4	126	
769 PARAGUAY			8435	130782	
990 U STATES	2480	46631	15423	266624	
	2916	53032	27965	459453	
COCOANUT OIL CRUDE AND REFINED	CWT				1603
1 U KINGDOM	328	4668	5946	107291	
64 IRELAND			40	701	
73 NETHRLNDS	177	2429	1533	24269	
513 CEYLON	29700	326418	121176	1451243	
524 MALAYA	5049	61332	37746	491893	
614 AUSTRALIA			85729	1285253	
990 U STATES	31	606	1485	20339	
	35285	395453	253655	3380989	
COTTONSEED OIL CRUDE REFINED	CWT				1605
1 U KINGDOM			7490	95457	
990 U STATES	29686	281467	342835	3338112	
	29686	281467	350325	3433569	
ESSENTIAL OIL N O P	LB				1606
1 U KINGDOM	25034	16302	149026	129621	
44 BELG LUX	100	194	686	167369	
49 DENMARK	2200	1185	6600	3635	
54 FRANCE	2565	20694	7288	73104	
55 GERMANY W	12480	7118	41365	27952	
67 ITALY			878	6672	
73 NETHRLNDS	3002	2022	27399	20525	
78 PORTUGAL			8283	3258	
82 SPAIN	4002	1757	5572	4160	
86 SWITZRLND	421	2558	4524	25165	
288 YUGO SLAV			1124	1914	
516 HONG KONG	1760	6248	17800	44572	
519 INDIA	1200	1958	1200	1958	
553 CHINA COM			11022	3538	
614 AUSTRALIA			3412	3383	
752 BRAZIL	1322	435	2322	874	
774 PERU	50	86	200	347	
815 BERMUDA	2317	29508	10422	96449	
824 JAMAICA			4004	12964	
826 LEEWIND			525	3464	
828 TRINIDAD			2250	14595	
867 HAITI	1200	6087	1395	8732	
874 MEXICO			1705	9254	
990 U STATES	124283	306852	1099133	2820625	
	181236	403004	1408135	3484130	
FLAXSEED OR LINSEED OIL	CWT				1608
1 U KINGDOM			36	846	
55 GERMANY W			1	54	
990 U STATES	34	1165	3233	47806	
	34	1165	3270	48706	
FOOTS OF COTTON SEED OR OLIVES	CWT				1609
990 U STATES			618	2744	
			618	2744	
OLIVE OIL CRUDE AND REFINED	CWT				1610
54 FRANCE	47	867	390	11680	
59 GREECE	3	100	1623	51261	
67 ITALY	1510	43625	12752	370946	
78 PORTUGAL	75	1872	829	20481	
82 SPAIN	1013	22990	9278	210598	
487 TUNISIA			795	21286	
990 U STATES	11	394	913	34755	
	2659	69848	26580	721007	
PALM AND PALM KERNEL OIL	CWT				1611
1 U KINGDOM	896	15096	14924	237650	
73 NETHRLNDS	31	612	3200	62320	
85 SWEDEN			78	1096	
449 BEL CONGO	317	3100	630	6272	
524 MALAYA	13794	123344	103658	942782	
990 U STATES	226	2261	6878	83431	
	15264	145113	129368	1333551	
PEANUT OIL CRUDE AND REFINED	CWT				1613
1 U KINGDOM			10493	158960	
54 FRANCE			35	715	
427 UN SO AFR	2611	36995	35569	508998	
516 HONG KONG	70	1548	1252	27173	
990 U STATES	428	2514	12219	202658	
	3109	48057	59568	898504	
PEPPERMINT OIL	LB				1614
1 U KINGDOM	50	546	725	3604	
559 JAPAN			1200	5638	
990 U STATES	5341	24862	61600	227555	
	5391	25408	63525	306797	
RESIN OIL	CWT				1617
990 U STATES	963	6221	6385	40902	
	963	6221	6385	40902	
SOYA BEAN OIL CRUDE REFINED	CWT				1619
1 U KINGDOM	235	2632	562	6729	
758 COLOMBIA			17	189	
990 U STATES	18342	188736	301116	2868333	
	18577	191368	301695	2875251	
VEG OILS CRUDE AND REFINED N O P	CWT				1620
1 U KINGDOM	11206	131153	72952	865424	
55 GERMANY W			133	2851	
516 HONG KONG	26	1462	142	4953	
553 CHINA COM			403	4721	

IMPORTS INTO CANADA FOR CONSUMPTION

Commodities and Countries from which Imported		MONTH OF OCTOBER 1960		TEN MONTHS ENDED OCTOBER 1960		Class Number
		Quantities	Values (\$)	Quantities	Values (\$)	
559	JAPAN			26	1192	
990	U STATES	3608	55944	39190	585596	
CASHEW NUT SHELL		14840	188559	112846	1464737	
01L		CWT				1622
990	U STATES			1270	20180	
OITICICA OIL		CWT		1270	20180	1623
752	BRAZIL			1314	17623	
SUNFLOWER SEED OIL		CWT		1314	17623	1624
VEGETABLE OILS FOR TEXTILES		CWT				1625
86	SWITZRLND	40	3434	80	9505	
990	U STATES	2798	54605	18333	416760	
LEMON OIL AND ORANGE OIL		2838	58039	18413	426265	1626
1	U KINGDOM			604	1228	
55	GERMANY W	327	525	547	1567	
67	ITALY	12540	60287	17947	79297	
73	NETHRLNOS			700	3107	
86	SWITZRLNO	20	283	194	3306	
355	ISRAEL			100	105	
422	RHOON YAS			990	859	
817	B HOND			3329	4872	
824	JAMAICA			5124	3899	
990	U STATES	34335	51061	198379	297944	
SPEARMINT OIL		47222	112156	227914	396184	1627
990	U STATES	LB				
		6671	26801	34800	156480	
OILS HYDROGENATED BLOWN ETC		6671	26801	34800	156480	1628
1	U KINGDOM	CWT		45	989	
55	GERMANY W	20	506	226	5576	
73	NETHRLNOS	1384	23151	3618	63398	
990	U STATES	17895	210487	129761	1525724	
ROSE BUSHES N O P		19299	234144	133650	1595687	1646
1	U KINGDOM	NO		8953	4408	
44	BELG LUX			98136	14219	
49	OENMARK			29002	7792	
54	FRANCE			1790	223	
55	GERMANY W			8798	2631	
73	NETHRLNOS			671340	138833	
85	SWEDEN			6797	1581	
990	U STATES			1098882	332545	
BUSHES ROOTS AND VINES N O P				1923698	502232	1647
54	FRANCE	NO		64324	8259	
73	NETHRLNOS	1000	90	12795	1839	
990	U STATES			1375301	55213	
APPLE TREES N O P		1000	90	1452420	66011	1651
73	NETHRLNOS	NO		820	648	
990	U STATES	100	59	13912	9818	
PEACH TREES AND JUNE BUOS NOP		100	59	14732	10466	1653
990	U STATES	NO		55791	34625	
FRUIT TREES N O P				55791	34625	1657
44	BELG LUX	NO		90	70	
73	NETHRLNOS			300	163	
559	JAPAN			700	170	
990	U STATES	300	191	18111	13611	
AZALEAS RHOOOENDRONS ETC		300	191	19201	14014	1662
1	U KINGDOM		4282		7666	
44	BELG LUX		57997		213176	
49	OENMARK				3302	
54	FRANCE				7145	
55	GERMANY W				632	
67	ITALY				8242	
73	NETHRLNDS		119731		751284	
427	UN SO AFR				1361	
516	HONG KONG		1111		4247	
519	INOIA		75		207	
559	JAPAN		160		9032	
614	AUSTRALIA				345	
864	GUATEMALA				335	
886	P RICO		549		8792	
990	U STATES		119611		885395	
PALMS FERNS FICUS CANNAS ETC			303516		1901161	1663
44	BELG LUX				4996	
73	NETHRLNOS		8527		39605	
559	JAPAN				2811	
886	P RICO				85	
990	U STATES		3224		43043	
TULIP BULBS			11751		90540	1664
44	BELG LUX				2321	
49	OENMARK				12508	
73	NETHRLNOS		87465		612841	
559	JAPAN		168		26872	
990	U STATES		2153		9509	
			89786		664051	

IMPORTS INTO CANADA FOR CONSUMPTION

Commodities and Countries from which Imported	MONTH OF OCTOBER 1960		TEN MONTHS ENDED OCTOBER 1960		Class Number
	Quantities	Values (\$)	Quantities	Values (\$)	
GLADIOL BULBS					1665
73 NETHRLNDS				94597	
559 JAPAN				539	
990 U STATES				31913	
				127049	
FLOWERS AND FOLIAGE CUT					1666
1 U KINGDOM		847		2006	
44 BELG LUX		416		1698	
49 DENMARK		925		2396	
54 FRANCE				522	
55 GERMANY W		1195		2783	
67 ITALY		1804		6543	
73 NETHRLNDS		320		4175	
427 UN SO AFR		80		80	
516 HONG KONG				552	
559 JAPAN				1396	
614 AUSTRALIA		1164		4008	
815 BERMUDA				1775	
874 MEXICO		667		4902	
886 P RICO				96	
990 U STATES		102506		1593441	
		109924		1626373	
TREES SEEDLING STOCK					1668
1 U KINGDOM				2338	
44 BELG LUX				4476	
49 DENMARK				2201	
54 FRANCE				2185	
55 GERMANY W				202	
73 NETHRLNDS				18475	
990 U STATES		592		18355	
		592		48232	
FLORIST OR NURSERY STOCK N O P					1669
1 U KINGDOM				2024	
44 BELG LUX		9631		49079	
49 DENMARK		940		9270	
54 FRANCE				1127	
55 GERMANY W				3477	
73 NETHRLNDS		2283		752039	
559 JAPAN				2213	
886 P RICO		206		1717	
990 U STATES		71972		1013807	
		85032		1834753	
LATEX NATURAL					1678
1 U KINGDOM	LB		35230	14596	
524 MALAYA			73398	37415	
990 U STATES		541908	4955534	2135543	
		541908	5064162	2187554	
LATEX SYNTHETIC					1679
55 GERMANY W	LB		500	151	
990 U STATES		769686	7870630	2573474	
		769686	7871130	2573625	
RUBBER ALLIED GUMS N O P					1680
1 U KINGDOM	LB	216	668	333	987
752 BRAZIL				8306	2627
990 U STATES		3470	2670	56239	133216
		3686	3338	64878	136830
RUBBER CRUDE CAOUTCHOC					1683
1 U KINGDOM	LB	10066	3609	464876	173375
418 NIGERIA				2277472	810771
513 CEYLON		579170	160942	6650676	2219747
524 MALAYA		4015574	1287979	47105511	16827377
529 B E I NES		56025	19596	372006	144424
556 INDONESIA		263849	73348	896687	313399
583 THAILAND		22400	7158	356243	119640
990 U STATES		213357	61902	1378269	516533
		5160441	1614534	59501740	21125266
RUBBER POWDERED WASTE OR JUNK					1687
1 U KINGDOM	LB			1262371	85279
54 FRANCE				274511	16198
55 GERMANY W				16126	2364
990 U STATES		60548	4866	3383635	179542
		60548	4866	4936643	283383
RUBBER RECOVERED					1688
1 U KINGDOM	LB	261000	18294	1953356	165895
990 U STATES		1258514	136775	17070280	1824399
		1519514	155069	19023636	1990294
RUBBER SUBSTITUTE OR SYNTHETIC					1689
1 U KINGDOM	LB			27589	6947
55 GERMANY W				27569	8198
73 NETHRLNDS				6448	847
990 U STATES		2314010	638016	27308445	7008685
		2314010	638016	27370051	7024677
RUBBER THREAD NOT COVERED					1690
1 U KINGDOM	LB	3191	3870	47977	58294
55 GERMANY W				112	283
886 P RICO				310	1099
990 U STATES		27749	60184	225356	407459
		30940	64054	273755	467135
HARD RUBBER STRIP SHEET ROD					1691
1 U KINGDOM	LB			14521	4925
55 GERMANY W				1210	391
990 U STATES		1191	2687	39570	90739
		1191	2687	55301	96055
FDAM RUBBER SHEETING					1697
55 GERMANY W				466	
990 U STATES				150390	
			15225	150856	

IMPORTS INTO CANADA FOR CONSUMPTION

Commodities and Countries from which Imported	MONTH OF OCTOBER 1960		TEN MONTHS ENDED OCTOBER 1960		Class Number
	Quantities	Values (\$)	Quantities	Values (\$)	
RUBBER SHEETING N O P					1698
1 U KINGDOM		624		33614	
55 GERMANY W				4852	
73 NETHRLNDS				1099	
524 MALAYA		21900		196967	
990 U STATES		15290		174291	
		37814		410823	
CONVEYOR BELTING OF RUBBER					1699
1 U KINGDOM		25772		275824	
55 GERMANY W				214	
73 NETHRLNDS				2229	
76 NORWAY				696	
559 JAPAN				6972	
990 U STATES		15416		107750	
		41188		392685	
BELTING RUBBER N O P					1701
1 U KINGDOM		7175		64800	
55 GERMANY W				1703	
67 ITALY				814	
85 SWEDEN				3152	
86 SWITZRLND		924		924	
559 JAPAN		635		11012	
990 U STATES		50748		382198	
		59482		464603	
CANVAS SHOES RUBBER SOLES	PAIR				1702
1 U KINGDOM	320	342	9200	10005	
55 GERMANY W	269	321	2774	4956	
64 IRELAND			1038	3811	
67 ITALY			2970	5905	
73 NETHRLNDS			7590	7109	
246 CZECHO S			62780	41491	
516 HONG KONG	1320	913	1231146	566139	
519 INDIA			590892	261693	
553 CHINA COM	2160	2119	22632	19491	
559 JAPAN	44604	16986	2491358	1071384	
990 U STATES	6277	7488	25620	33473	
	54950	28169	4448000	2025457	
BOOTS AND SHOES RUBBER N O P	PAIR				1703
1 U KINGDOM	41873	79148	469384	762976	
43 AUSTRIA			15	60	
54 FRANCE			357	1239	
55 GERMANY W	1722	2943	5195	7060	
67 ITALY	2340	4406	2340	4406	
73 NETHRLNDS			1656	5440	
86 SWITZRLND	4000	7131	4000	7131	
246 CZECHO S	61015	77924	293263	364878	
277 POLAND	5952	6113	60048	51901	
516 HONG KONG	17344	22540	150549	176556	
519 INDIA			5040	1161	
524 MALAYA			1350	618	
559 JAPAN	303534	296121	2733816	2257255	
744 ARGENTINA			242	414	
990 U STATES	5304	9749	69022	72723	
	443084	506075	3796277	3713818	
CEMENT RUBBER					1704
1 U KINGDOM		1436		3980	
55 GERMANY W		1657		9847	
990 U STATES		57020		692269	
		60113		713096	
CLOTHING RUBBER N O P					1705
1 U KINGDOM		1099		23630	
54 FRANCE				115	
55 GERMANY W				57	
67 ITALY				183	
76 NORWAY		2273		39794	
355 ISRAEL		2309		30061	
516 HONG KONG		6577		74911	
559 JAPAN		28958		520423	
990 U STATES		10746		80302	
		51962		769476	
GLOVES RUBBER	OZ PR				1706
1 U KINGDOM	4652	8773	28369	90116	
54 FRANCE	133	381	1302	3896	
55 GERMANY W			285	1060	
73 NETHRLNDS			313	384	
246 CZECHO S	134	448	600	1225	
559 JAPAN			990	1894	
614 AUSTRALIA			6498	15840	
990 U STATES	8100	36917	92204	415390	
	13019	46519	130561	529805	
GOLF BALLS	00Z				1707
1 U KINGDOM	1748	7109	50066	158776	
559 JAPAN	200	299	45152	87491	
990 U STATES	2465	17258	60268	382799	
	4413	24666	156186	629066	
HEELS RUBBER	PAIR				1708
1 U KINGDOM			19176	2808	
516 HONG KONG		1012	37050	4244	
990 U STATES	70853	9386	920301	111292	
	79853	10398	976527	118344	
HOSE RUBBER OR RUBBER LINED					1709
1 U KINGDOM		17788		241410	
49 DENMARK				2811	
54 FRANCE		777		1509	
55 GERMANY W		379		14608	
73 NETHRLNDS				1458	

IMPORTS INTO CANADA FOR CONSUMPTION

Commodities and Countries from which Imported	MONTH OF OCTOBER 1960		TEN MONTHS ENDED OCTOBER 1960		Class Number
	Quantities	Values (\$)	Quantities	Values (\$)	
76 NORWAY		3 170		7 061	
85 SWEDEN				4 079	
559 JAPAN				5 767 3	
990 U STATES		1 696 39		1 815 029	
		1 917 53		2 145 638	
WATER BOTTLES RUBBER					1710
1 U KINGDOM		5 614		4 768 0	
43 AUSTRIA		202		5 007	
55 GERMANY W		1 298		1 432	
246 CZECHO S		487		8 430	
258 GERMANY E		468		468	
990 U STATES		263		4 449	
		8 332		6 746 6	
MATERIALS FOR SEALING COMPOUND					1711
990 U STATES		18 086		18 540 7	
		18 086		18 540 7	
MATS AND MATTING RUBBER					1712
1 U KINGDOM		507		1 238 8	
54 FRANCE				100	
55 GERMANY W		333		4 814	
67 ITALY				92	
73 NETHRLNDS		1 841		10 433	
85 SWEDEN				142	
246 CZECHO S		10 49		8 665	
990 U STATES		15 479 5		13 235 66	
		15 852 5		13 602 00	
PACKING RUBBER					1713
1 U KINGDOM		278		2 348 1	
55 GERMANY W		350		2 858	
85 SWEDEN		588		3 558	
990 U STATES		33 849		24 206 7	
		35 065		27 196 4	
RAINCOATS RUBBER	NO				1714
1 U KINGDOM			598	52 33	
			598	52 33	
TIRES BICYCLE AND MOTORCYCLE	NO				1715
1 U KINGDOM		3 521	4 248 7	4 436 6	
44 BELG LUX	4 600	2 303	2 504 1	1 418 9	
54 FRANCE			1 316	1 122	
55 GERMANY W	9 218	5 499	10 261 1	5 960 4	
67 ITALY	300	542	1 668	2 635	
73 NETHRLNDS	9 560	6 023	21 636 5	12 819 9	
85 SWEDEN			19 236	18 967	
246 CZECHO S	674	2 115	6 424	5 402	
559 JAPAN	200	104	19 801	10 444	
990 U STATES	1 224	563	7 448	12 525	
	2 877 1	20 670	44 239 7	29 745 3	
TIRE CASINGS N O P	NO				1716
1 U KINGDOM	1 101	14 482	22 861	34 132 0	
43 AUSTRIA	264	2 529	954	1 983 6	
44 BELG LUX			165	3 426	
54 FRANCE	653	28 880	23 237	89 849 9	
55 GERMANY W	1 260	16 826	6 684	8 397 2	
67 ITALY	746	7 506	7 116	6 952 7	
85 SWEDEN	849	6 023	28 822	70 333	
86 SWITZRLND			2 325	20 746	
355 ISRAEL			52	2 845	
559 JAPAN	333	19 544	3 322	15 292 1	
874 MEXICO			100	1 227	
990 U STATES	5 874	26 636 7	97 530	51 393 86	
	11 080	36 215 7	193 168	680 403 8	
INNER TUBES RUBBER N O P	NO				1717
1 U KINGDOM			2 830	6 270	
43 AUSTRIA	70	69	256	447	
54 FRANCE	889	2 322	18 096	49 518	
55 GERMANY W	130	169	2 685	3 115	
67 ITALY	50	64	2 817	3 751	
76 NORWAY			100	80	
85 SWEDEN	500	272	32 980	18 478	
86 SWITZRLND	900	16 99	1 300	2 339	
559 JAPAN	115	427	2 360	9 105	
990 U STATES	3 660	21 126	45 871	21 239 1	
	6 314	26 148	109 295	305 494	
TIRES SOLID AUTOMOBILE	NO				1718
990 U STATES	215	6 540	1 084	2 831 7	
	215	6 540	1 084	2 831 7	
TIRES SOLID RUBBER N O P					1719
1 U KINGDOM				7 405 5	
990 U STATES		32 897		30 714 2	
		32 897		38 119 7	
MANUFACTURES OF RUBBER N O P					1720
1 U KINGDOM		17 507		25 122 4	
43 AUSTRIA		1 229		5 643	
44 BELG LUX		112		7 127	
49 DENMARK				483	
54 FRANCE		3 546		34 352	
55 GERMANY W		9 281		80 993	
67 ITALY		7 920		46 967	
73 NETHRLNDS		2 654		12 125	
85 SWEDEN		334		6 675	
86 SWITZRLND				1 389	
246 CZECHO S		698		3 102	
262 HUNGARY				561	
355 ISRAEL				542	
516 HONG KONG				774	
559 JAPAN		5 041		90 697	

IMPORTS INTO CANADA FOR CONSUMPTION

Commodities and Countries from which Imported	MONTH OF OCTOBER 1960		TEN MONTHS ENDED OCTOBER 1960		Class Number
	Quantities	Values (\$)	Quantities	Values (\$)	
990 U STATES		483055		5318555	
BICYCLE INNER TUBES RUBBER	NO	521377		5861209	1721
1 U KINGDOM	234	124	33516	11838	
43 AUSTRIA			10000	2642	
44 BELG LUX	5274	1384	23299	6978	
54 FRANCE			65	68	
55 GERMANY W	20675	5286	200507	50617	
73 NETHRLNDS	13710	3804	205870	56840	
85 SWEDEN			16494	5653	
246 CZECHO S	1496	949	1846	1186	
559 JAPAN			1200	754	
990 U STATES			859	720	
	41389	11547	493656	137296	
GASKETS AND WASHERS RUBBER					1722
1 U KINGDOM		5447		33186	
44 BELG LUX		3261		17268	
55 GERMANY W		88		1827	
67 ITALY		485		3336	
85 SWEDEN				976	
86 SWITZRLND				298	
559 JAPAN				900	
990 U STATES		112706		1098360	
		121987		1156151	
DRUGGISTS SUNDRIES RUBBER					1723
1 U KINGDOM		2932		54490	
43 AUSTRIA		828		2945	
55 GERMANY W		807		14282	
67 ITALY				904	
73 NETHRLNDS				2705	
86 SWITZRLND				96	
246 CZECHO S				2288	
427 UN SO AFR				411	
559 JAPAN				5792	
990 U STATES		55063		658913	
		59630		742826	
TIRE REPAIR MATERIAL OF RUBBER					1724
1 U KINGDOM		500		7665	
54 FRANCE				1819	
55 GERMANY W		17409		166636	
990 U STATES		64807		561146	
		82716		737266	
NURSING NIPPLES RUBBER	GROSS				1725
1 U KINGDOM	170	799	277	1296	
990 U STATES	900	12577	8033	99794	
	1070	13376	8310	101090	
FLOORING AND TILE OF RUBBER	SQ YD				1726
1 U KINGDOM			60	120	
54 FRANCE			3664	8598	
990 U STATES	15522	26141	177592	299580	
	15522	26141	181316	308298	
V BELTS CHIEFLY OF RUBBER					1727
1 U KINGDOM		4954		89517	
43 AUSTRIA		52		582	
55 GERMANY W		744		24865	
67 ITALY		51		387	
73 NETHRLNDS				1383	
85 SWEDEN				6855	
559 JAPAN		2970		14769	
990 U STATES		35214		425823	
		43985		564181	
SOLES SOLING MATERIALS RUBBER					1728
1 U KINGDOM				14986	
55 GERMANY W				1448	
67 ITALY		240		1801	
513 CEYLON				442	
516 HONG KONG				228	
524 MALAYA		1210		2277	
990 U STATES		33175		326916	
		34625		348098	
AUTOMOTIVE PARTS OF RUBBER NOP					1729
1 U KINGDOM		1301		22898	
54 FRANCE				1347	
55 GERMANY W		1133		6207	
67 ITALY		318		7390	
85 SWEDEN				223	
559 JAPAN				477	
990 U STATES		240532		1910922	
		243284		1949464	
WEATHERSTRIPPING OF RUBBER					1730
1 U KINGDOM		203		6234	
54 FRANCE				822	
55 GERMANY W		4496		80670	
990 U STATES		65067		724289	
		69766		812015	
TIRES PNEUM USED EXCEPT SCRAP	NO				1731
1 U KINGDOM	1074	2041	8989	19497	
44 BELG LUX	1100	2176	10367	17791	
54 FRANCE			740	7492	
73 NETHRLNDS			2278	18593	
86 SWITZRLND	3776	24356	9438	46940	
990 U STATES	7537	24897	54647	264862	
	13487	53470	86459	375175	
TIRES TRACTOR AND IMPLEMENT	NO				1732
1 U KINGDOM	10	761	1356	53440	
67 ITALY			87	2586	

IMPORTS INTO CANADA FOR CONSUMPTION

Commodities and Countries from which Imported		MONTH OF OCTOBER 1960		TEN MONTHS ENDED OCTOBER 1960		Class Number
		Quantities	Values (\$)	Quantities	Values (\$)	
85	SWEDEN	2	56	4170	10897	
990	U STATES	3558	165234	46290	218985	
SUGAR BEET SEED		3570	166051	51903	218598	
	LB					1744
55	GERMANY W			864	754	
73	NETHRLNDS			2190	1526	
990	U STATES			87264	15802	
SEEDS FOR BLENDING				90318	18082	
	LB					1746
1	U KINGDOM			6512	885	
49	DENMARK			4409	642	
54	FRANCE			6563	2049	
55	GERMANY W			8007	802	
73	NETHRLNDS			16389	1095	
82	SPAIN	6600	553	17623	1426	
473	MOROCCO	220729	13492	527177	33534	
519	INDIA			58438	6610	
744	ARGENTINA			378758	21974	
990	U STATES	121080	6855	779254	35770	
CLOVER SEED		348409	20900	1803830	104787	
	LB					1750
1	U KINGDOM			784488	218026	
53	FINLAND			552	520	
54	FRANCE			201482	50572	
76	NORWAY			2000	1250	
85	SWEDEN			3919	3871	
262	HUNGARY			39677	14622	
622	NEW ZEAL			95200	46175	
990	U STATES			322222	1420531	
FLAX SEED				4350247	1755567	
	BUSH					1751
73	NETHRLNDS			714	2625	
990	U STATES			9120	39183	
BENT GRASS SEED				9834	41808	
	LB					1753
622	NEW ZEAL	2240	1558	31881	15915	
990	U STATES	203	1201	324761	79921	
GRASS SEED TIMOTHY		2443	2759	356642	95836	
	LB					1754
73	NETHRLNDS	441	78	1506	461	
85	SWEDEN			494	238	
990	U STATES	142300	12979	1312433	169132	
GRASS SEED N O P		142741	13057	1314433	169831	
	LB					1755
1	U KINGDOM			27875	7954	
49	DENMARK			263845	90118	
73	NETHRLNDS	99902	31393	209415	68087	
85	SWEDEN			11718	4348	
622	NEW ZEAL			11075	3517	
990	U STATES	125408	14695	2546389	505360	
MILLET AND RAPE SEED		225310	46088	3070317	679384	
	LB					1756
1	U KINGDOM			3350	352	
54	FRANCE			78079	18119	
55	GERMANY W			33119	2107	
67	ITALY			76928	11012	
73	NETHRLNDS			20240	1452	
85	SWEDEN			3415	1004	
614	AUSTRALIA			170492	5255	
744	ARGENTINA	55159	1513	302912	8192	
990	U STATES	54960	1502	1343941	61041	
MUSHROOM SPAWN		110119	3015	2032476	108534	
	LB					1757
1	U KINGDOM				70	
990	U STATES		7832		94557	
SEED BEANS AND SEED PEAS			7832		94627	
	LB					1758
1	U KINGDOM			20878	2797	
85	SWEDEN			38600	4184	
415	KENYA			2000	309	
425	TANGANYKA			13156	1862	
990	U STATES	289	262	6031996	705586	
SEED POTATOES		289	262	6106630	714738	
	CWT					1759
990	U STATES	370	716	126389	317916	
SEEDS 5 DOLLARS OR OVER PER LB		370	716	126389	317916	
	LB					1762
1	U KINGDOM				417	
49	DENMARK				605	
54	FRANCE				884	
55	GERMANY W				494	
73	NETHRLNDS				4634	
559	JAPAN		1421		3706	
990	U STATES		29629		84485	
GARDEN FIELD ROOT SEEDS N O P			31050		95225	
	LB					1766
1	U KINGDOM		453		14024	
44	BELG LUX		105		5726	
49	DENMARK		64		7500	
54	FRANCE				1115	
55	GERMANY W				1510	
67	ITALY		6975		24958	
73	NETHRLNDS		36077		78149	
277	POLAND		6444		16121	
363	LEBANON				836	
427	UN SO AFR		1366		1803	

IMPORTS INTO CANADA FOR CONSUMPTION

Commodities and Countries from which Imported	MONTH OF OCTOBER 1960		TEN MONTHS ENDED OCTOBER 1960		Class Number
	Quantities	Values (\$)	Quantities	Values (\$)	
443 ALGERIA		2825		6379	
516 HONG KONG		6075		53348	
519 INDIA		1144		4481	
559 JAPAN		1646		3614	
752 BRAZIL				81	
755 CHILE				15373	
774 PERU		55		2885	
824 JAMAICA				12523	
857 EL SALVD				2006	
874 MEXICO		1324		3821	
879 NICARAGUA		149		18525	
990 U STATES		73632		707643	
		138334		982421	
TOBACCO TURKISH UNSTEMMED	LB				1776
59 GREECE	3187	3085	35407	34360	
382 TURKEY	27062	19699	201840	149210	
990 U STATES	126	69	2516	2551	
	30375	22853	239763	186121	
TOBACCO FLUE CURED UNSTEMMED	LB				1778
427 UN SO AFR			545345	348446	
			545345	348446	
CIGAR LEAF UNSTEMMED	LB				1779
556 INDONESIA	412	243	3074	1476	
848 CUBA	6077	5413	82513	80519	
855 DOM REP	220878	64830	227711	66680	
990 U STATES	66784	268558	574554	1922440	
	294151	339044	887852	2071115	
TOBACCO N O P UNSTEMMED	LB				1780
386 UAR SYRIA	650	266	22085	9311	
990 U STATES	3731	2652	8066	4937	
	4381	2918	30151	14248	
CIGAR LEAF STEMMED	LB				1782
567 PHIL	2086	1267	18340	10332	
848 CUBA	22786	37906	194764	285217	
990 U STATES	57936	55538	382849	359852	
	82808	94711	595953	655401	
TOBACCO N O P STEMMED	LB				1783
990 U STATES	325	451	2775	3566	
	325	451	2775	3566	
CIGARS	LB				1784
44 BELG LUX	21	69	80	637	
49 DENMARK			179	993	
55 GERMANY W	544	1435	3310	8976	
73 NETHRLNDS	3144	9009	29567	97653	
86 SWITZRLND	30	101	714	2254	
752 BRAZIL			40	73	
824 JAMAICA	45	200	289	2910	
848 CUBA	943	10525	8258	89451	
990 U STATES	2506	8406	23245	67307	
	7233	29745	65682	270254	
CIGARETTES	LB				1785
1 U KINGDOM	1465	4686	8169	22402	
54 FRANCE	340	458	3332	5407	
287 U S S R			68	59	
990 U STATES	40623	78058	385363	731434	
	42428	83202	396932	759302	
TOBACCO CUT	LB				1787
1 U KINGDOM	10402	23592	90837	208986	
54 FRANCE	50	65	100	191	
73 NETHRLNDS	16000	13915	262863	230198	
516 HONG KONG			800	1113	
990 U STATES	19210	29692	215833	348652	
	45662	67264	570433	789140	
TOBACCO MANUFACTURED N D P	LB				1788
1 U KINGDOM	997	1512	10518	10120	
73 NETHRLNDS	1698	1234	1698	1234	
990 U STATES	5150	5859	39199	46542	
	7845	8605	51415	65896	
LOCUST BEANS LOCUST BEAN MEAL	LB				1811
67 ITALY			1000	330	
78 PORTUGAL			5511	334	
990 U STATES			12901	1902	
			19412	2566	
BROOM CORN	CWT				1813
67 ITALY	140	2827	5370	78325	
262 HUNGARY			5727	46057	
288 YUGO SLAV	145	1574	145	1574	
744 ARGENTINA			66	525	
990 U STATES	3036	53280	22341	339119	
	3321	57681	33649	465600	
CATTLE FOOD WITH MOLASSES					1815
990 U STATES		12259		137772	
		12259		137772	
DRUGS CRUDE BARKS FLOWERS					1816
1 U KINGDOM				7568	
44 BELG LUX		201		2163	
54 FRANCE		920		4193	
55 GERMANY W		715		5871	
67 ITALY				1556	
82 SPAIN				110	
86 SWITZRLND				77	
246 CZECHO S				307	
262 HUNGARY				985	
288 YUGO SLAV				1041	
427 UN SO AFR				6035	
513 CEYLON				1459	

IMPORTS INTO CANADA FOR CONSUMPTION

Commodities and Countries from which Imported	MONTH OF OCTOBER 1960		TEN MONTHS ENDED OCTOBER 1960		Class Number
	Quantities	Values (\$)	Quantities	Values (\$)	
516 HONG KONG		3930		51605	
519 INDIA				7330	
556 INDONESIA				969	
744 ARGENTINA				86	
755 CHILE				827	
774 PERU				802	
824 JAMAICA				75	
869 HONDURAS		342		342	
874 MEXICO				683	
990 U STATES		8954		101838	
HAY AND STRAW		15062		195922	
990 U STATES	TON				1818
	2177	66286	24681	813368	
MUCILAGE AND VEGETABLE GLUE	LB	66286	24681	813368	1824
1 U KINGDOM	6413	717	30598	5694	
55 GERMANY W			121	105	
86 SWITZRLND			528	208	
990 U STATES	43154	11242	925870	107161	
PALM LEAF UNMANUFACTURED	49567	11959	957117	113168	
990 U STATES					1825
		323		25563	
ROOTS MEDICINAL ALKANET JALAP		323		25563	1827
1 U KINGDOM				3791	
54 FRANCE		654		3771	
55 GERMANY W		58		580	
288 YUGO SLAV				393	
516 HONG KONG		158		5932	
990 U STATES		237		3746	
		1107		18213	
STARCH AND PREPARATIONS N O P	LB				1828
1 U KINGDOM	910	138	61882	3418	
44 BELG LUX			22400	1083	
55 GERMANY W	5971	843	391951	20290	
73 NETHRLNDS	42613	3184	776720	57238	
516 HONG KONG	1300	193	50032	5739	
553 CHINA COM			4409	110	
990 U STATES	1193797	146098	13194415	1475756	
	1244591	150456	14501809	1563634	
STARCH POTATO POTATO FLOUR	LB				1829
1 U KINGDOM	56000	3046	78400	4215	
49 DENMARK			300000	15567	
54 FRANCE			95000	4564	
55 GERMANY W	441	79	661	129	
73 NETHRLNDS	74119	7444	642907	46954	
277 POLAND			654766	32201	
990 U STATES	286852	28412	2740377	239430	
	417412	38981	4512111	343060	
TAR PINE CRUDE IN BULK	GAL				1832
1 U KINGDOM			3494	2680	
990 U STATES	14175	6472	184110	85536	
	14175	6472	187604	88216	
TEASELS					1833
1 U KINGDOM				1959	
54 FRANCE				638	
82 SPAIN				735	
990 U STATES				5242	
				8574	
TURPENTINE SPIRITS OF	GAL				1835
1 U KINGDOM			100	545	
553 CHINA COM			4681	11578	
874 MEXICO	8408	3935	43533	25781	
990 U STATES	65148	48230	911841	632190	
	73556	52165	960155	670094	
VEGETABLE PRODUCTS N O P					1836
1 U KINGDOM		439		48926	
54 FRANCE				684	
55 GERMANY W		419		4595	
67 ITALY		210		3111	
73 NETHRLNDS		1867		5191	
76 NORWAY				5859	
82 SPAIN				330	
86 SWITZRLND				99	
516 HONG KONG		369		10824	
519 INDIA				1031	
559 JAPAN		298		3433	
752 BRAZIL				4240	
874 MEXICO				305	
990 U STATES		21044		292256	
		24646		380884	
VEGETABLE COLOURING					1839
1 U KINGDOM		274		364	
67 ITALY				1400	
990 U STATES		30733		228102	
		31007		229866	
DEXTRINE STARCH MIXTURES N O P	LB				1840
1 U KINGDOM			827020	62147	
73 NETHRLNDS	125470	8306	1231426	81173	
990 U STATES	76085	6726	1110528	99945	
	201555	15032	3168974	243265	
DEXTRINE STARCH NOT A PASTE	LB				1841
55 GERMANY W	2756	1166	2756	1166	
990 U STATES			271	163	
	2756	1166	3027	1329	

IMPORTS INTO CANADA FOR CONSUMPTION

Commodities and Countries from which Imported	MONTH OF OCTOBER 1960		TEN MONTHS ENDED OCTOBER 1960		Class Number
	Quantities	Values (\$)	Quantities	Values (\$)	
DISTILLERS SOLUBLES	CWT				1842
848 CUBA	250	1839	453	3589	
990 U STATES	9176	29441	73568	253066	
	9426	31280	74021	256655	
VEGETABLE FLOUR NOP NOT EDIBLE					1843
54 FRANCE				432	
516 HONG KONG				156	
990 U STATES		51221		657603	
		51221		658191	
VEGETABLE FLAVOURINGS					1845
1 U KINGDOM		2763		34304	
54 FRANCE		267		23088	
55 GERMANY W		121		1434	
59 GREECE		1473		2066	
67 ITALY		2021		5326	
73 NETHRLNOS		1738		10750	
82 SPAIN				4967	
86 SWITZRLND		347		3502	
288 YUGO SLAV				1427	
382 TURKEY				1057	
874 MEXICO				770	
990 U STATES		69094		721386	
		77824		810077	
SIZING PREPARATIONS N O P	LB				1846
990 U STATES	118040	14733	1766347	220908	
	118040	14733	1766347	220908	

IMPORTS INTO CANADA FOR CONSUMPTION

Commodities and Countries from which Imported	MONTH OF OCTOBER 1960		TEN MONTHS ENDED OCTOBER 1960		Class Number
	Quantities	Values (\$)	Quantities	Values (\$)	
<u>GROUP 2</u>					
<u>ANIMALS AND ANIMAL PRODUCTS</u>					
CATTLE PURE BRED	NO				
1 U KINGDOM	6	5863	80	59014	2012
990 U STATES	127	48858	1554	678983	
	133	54721	1634	737997	
BABY CHICKS AND TURKEY POULTS	NO				2013
990 U STATES	785619	163452	6260161	1500793	
	785619	163452	6260161	1500793	
DOGS PURE BRED	NO				2014
1 U KINGDOM	23	1433	258	27569	
55 GERMANY W	1	100	2	250	
64 IRELAND			24	1012	
73 NETHRLNDS			5	488	
85 SWEDEN			1	200	
262 HUNGARY			2	100	
614 AUSTRALIA			2	150	
815 BERMUOA			1	420	
828 TRINIDAD			1	100	
990 U STATES	47	4427	481	49680	
	71	5960	777	79969	
HORSES PURE BRED	NO				2018
1 U KINGDOM			41	53608	
63 ICELAND			41	6220	
64 IRELAND	1	5902	7	22967	
279 ROUMANIA			1	1000	
990 U STATES	65	45233	591	516938	
	66	51135	681	600733	
ANIMALS FOR IMP OF STOCK N O P	NO				2021
1 U KINGDOM	7	781	75	10312	
990 U STATES	35	2605	109	4656	
	42	3386	184	14968	
SHEEP	NO				2030
990 U STATES	15	1073	25416	459507	
	15	1073	25416	459507	
CATTLE N O P	NO				2032
990 U STATES	762	163844	5607	1166356	
	762	163844	5607	1166356	
HORSES N O P	NO				2035
1 U KINGDOM	7	3924	60	19940	
54 FRANCE			1	500	
55 GERMANY W	3	654	5	4377	
622 NEW ZEAL			4	2491	
990 U STATES	150	20133	1427	294239	
	160	24711	1497	321547	
LIVESTOCK N O P	NO				2037
990 U STATES			586	4143	
			586	4143	
BEES	PKGS				2041
990 U STATES			145980	553177	
			145980	553177	
TURTLES					2045
990 U STATES		1041		29813	
		1041		29813	
ALL OTHER ANIMALS LIVING N O P					2046
1 U KINGDOM		852		8735	
44 BELG LUX		3406		9480	
49 OENMARK				19900	
54 FRANCE				6360	
55 GERMANY W		894		8284	
73 NETHRLNDS		21108		62195	
76 NORWAY				851	
78 PORTUGAL				120	
246 CZECHO S				250	
457 FR W AFR		184		455	
473 MOROCCO		250		466	
519 INDIA		27910		167220	
559 JAPAN		958		5241	
583 THAILAND				3763	
614 AUSTRALIA				50	
755 CHILE				1220	
758 COLOMBIA				287	
774 PERU				600	
990 U STATES		31303		273802	
		86865		569279	
MINK	NO				2047
990 U STATES	26	1276	999	88095	
	26	1276	999	88095	
BONES CRUDE	CWT				2051
78 PORTUGAL			4	265	
519 INOIA			20	695	
559 JAPAN			183	5387	
990 U STATES	839	3861	6498	33922	
	839	3861	6705	40269	
BONE DUST CHARRED BONE	CWT				2052
1 U KINGDOM	6400	17294	38405	115919	
614 AUSTRALIA			4714	16552	
990 U STATES	1016	15921	4585	74912	
	7416	33215	47704	207383	
BONE PITCH CRUDE ONLY	CWT				2053
990 U STATES	9	61	1955	10856	
	9	61	1955	10856	

IMPORTS INTO CANADA FOR CONSUMPTION

Commodities and Countries from which Imported	MONTH OF OCTOBER 1960		TEN MONTHS ENDED OCTOBER 1960		Class Number
	Quantities	Values (\$)	Quantities	Values (\$)	
CHARCOAL ANIMAL FOR SUGAR	CWT				2054
1 U KINGDOM	3963	38031	13376	127927	
73 NETHRLNDS			2212	13863	
385 UAR EGYPT			5411	30681	
	3963	38031	20999	172471	
SHELLS AND FOSSILS N O P					2073
1 U KINGDOM				362	
54 FRANCE				463	
55 GERMANY W				69	
73 NETHRLNDS				204	
559 JAPAN		83		5877	
567 PHIL				2500	
990 U STATES		5379		16782	
		5462		26257	
OYSTER SHELLS CRUSHED OR NOT	CWT				2075
49 DENMARK	180	226	37416	23174	
990 U STATES	55298	40455	506726	377720	
	55478	40681	544142	400894	
FEATHERS NATURAL					2081
1 U KINGDOM				690	
44 BELG LUX				10078	
49 DENMARK				147	
54 FRANCE				588	
55 GERMANY W		2086		4180	
427 UN SO AFR				2558	
516 HONG KONG				54823	
553 CHINA COM				2612	
990 U STATES		7989		200232	
		10075		275908	
BADMINTON SHUTTLECOCKS BIRDS	GROSS				2083
1 U KINGDOM	110	1018	1307	16238	
49 DENMARK	293	8058	413	11686	
55 GERMANY W			148	910	
519 INDIA			213	1189	
527 PAKISTAN			234	2376	
553 CHINA COM			83	311	
559 JAPAN	63	335	227	1523	
990 U STATES	356	12320	2040	45562	
	822	21731	4665	79795	
MANUFACTURES OF FEATHERS N O P					2084
1 U KINGDOM		787		5008	
54 FRANCE		1384		39304	
55 GERMANY W		83		13490	
67 ITALY				1805	
246 CZECHO S				345	
258 GERMANY E				1381	
427 UN SO AFR				769	
516 HONG KONG		4633		53529	
559 JAPAN				1825	
990 U STATES		5016		31297	
		11903		148753	
FEATHERBONE COILS					2085
990 U STATES				4704	
				4704	
QUILLS NATURAL OR UNPLUMED					2086
1 U KINGDOM				91	
49 DENMARK		238		596	
277 POLAND				1311	
427 UN SO AFR				521	
516 HONG KONG				3173	
553 CHINA COM		1569		3027	
744 ARGENTINA				2628	
990 U STATES		447		28123	
		2254		39470	
SHRIMPS PRAWNS FRESH OR FROZEN	LB				2090
516 HONG KONG	112276	44877	648864	245135	
559 JAPAN			1150	669	
744 ARGENTINA			5439	3944	
758 COLOMBIA	3680	2937	6075	4764	
763 ECUADOR			5000	3814	
777 SURINAM	750	568	750	568	
857 EL SALVD			5000	2929	
874 MEXICO	76170	54112	432021	306342	
879 NICARAGUA			1250	774	
883 PANAMA	1200	647	14000	10950	
990 U STATES	332358	249812	1685026	1243198	
	526434	352953	2804575	1823087	
COD HADDOCK POLLOCK FRESH	LB				2091
1 U KINGDOM			8934	1876	
49 DENMARK	1100	241	29500	6762	
63 ICELAND	317315	6346	317315	6346	
990 U STATES	85201	16566	427934	73743	
	403616	23153	783683	88727	
HALIBUT FRESH	LB				2092
559 JAPAN			5000	902	
990 U STATES	100500	30262	829318	195194	
	100500	30262	834318	196096	
FISH LIVERS	LB				2093
78 PORTUGAL			2396	359	
990 U STATES	51788	8010	133410	23491	
	51788	8010	135806	23850	
HERRINGS FRESH	LB				2094
990 U STATES	653500	12765	1067652	22188	
	653500	12765	1067652	22188	
LIVE FISH AND EGGS PROPAGATING					2095
990 U STATES		227		43036	
		227		43036	

IMPORTS INTO CANADA FOR CONSUMPTION

Commodities and Countries from which Imported	MONTH OF OCTOBER 1960		TEN MONTHS ENDED OCTOBER 1960		Class Number
	Quantities	Values (\$)	Quantities	Values (\$)	
LOBSTERS FRESH OR BOILED	LB				2096
752 BRAZIL			1500	1844	
848 CUBA		4382	11910	13983	
990 U STATES	3750	112537	319589	157334	
	242530	116919	332999	173161	
OYSTERS SEED AND BREEDING					2098
559 JAPAN				8075	
990 U STATES				988	
				9063	
OYSTERS FRESH OR FROZEN	GAL				2100
516 HONG KONG			34	489	
990 U STATES	11137	87225	54606	376758	
	11137	87225	54640	377247	
SALMON FRESH	LB				2101
990 U STATES	180005	115859	528785	280956	
	180005	115859	528785	280956	
SQUID FRESH					2102
78 PORTUGAL				680	
516 HONG KONG		861		6878	
559 JAPAN				12944	
990 U STATES		3210		50392	
		4071		70894	
FISH ALL OTHER FRESH	LB				2103
1 U KINGDOM	8264	1486	12514	2059	
49 DENMARK	89915	44163	378065	182551	
73 NETHRLNDS	4898	1136	143670	57130	
76 NORWAY			7425	1692	
78 PORTUGAL	55745	14259	211241	51083	
516 HONG KONG			12728	4612	
559 JAPAN	12065	4540	2637080	414011	
990 U STATES	265875	44911	2016257	368805	
	436762	110495	5418980	1081943	
COD HADDOCK POLLOCK DRIED	LB				2111
1 U KINGDOM			49924	12171	
76 NORWAY	18726	6631	50001	17371	
990 U STATES			11615	1813	
	18726	6631	111540	31355	
HERRINGS SALTED	LB				2115
1 U KINGDOM	40050	5859	449908	62706	
55 GERMANY W	1891	241	1891	241	
73 NETHRLNDS	195935	56571	620392	156016	
76 NORWAY	62403	6832	623689	63446	
85 SWEDEN	27090	3178	86950	13906	
990 U STATES	9418	1221	70683	9785	
	336787	73902	1853513	306100	
FISH DRIED N O P	LB				2120
516 HONG KONG	2960	1758	17374	10483	
559 JAPAN	500	245	7010	3582	
990 U STATES			2379	1858	
	3460	2003	26763	15923	
FISH ALL OTHER SALTED	LB				2121
1 U KINGDOM			54980	6133	
76 NORWAY	3300	1360	18972	4942	
78 PORTUGAL			900	299	
82 SPAIN	14578	2726	60934	10973	
516 HONG KONG	2870	2248	73713	42621	
990 U STATES			92984	19323	
	20748	6334	302483	84291	
FISH OTHER SMOKED OR BONELESS	LB				2122
1 U KINGDOM	75380	13017	614868	116051	
73 NETHRLNDS	14329	3126	20647	4992	
76 NORWAY	2089	294	10450	1488	
516 HONG KONG	320	129	520	209	
990 U STATES	4611	2589	18585	9665	
	96729	19155	665070	132405	
SHRIMPS AND PRAWNS CANNED	LB NT				2130
49 DENMARK	417	838	1325	2311	
76 NORWAY			35457	37378	
85 SWEDEN			803	1174	
516 HONG KONG	220	222	1816	1820	
519 INDIA			17850	15688	
559 JAPAN			2634	3771	
874 MEXICO			72811	74092	
990 U STATES	105085	129712	1431603	1634682	
	105722	130772	1564299	1770916	
CRABS CLAMS CANNED	LB NT				2131
1 U KINGDOM			1281	1049	
516 HONG KONG			1019	423	
559 JAPAN	455726	90453	1818590	392110	
990 U STATES			651	360	
	455726	90453	1821541	393942	
KIPPERED HERRINGS CANNED	LB NT				2132
1 U KINGDOM	22669	6808	150519	43453	
55 GERMANY W			4152	1153	
76 NORWAY	11175	4925	176568	58980	
	33844	11733	331239	103586	
LOBSTERS CANNED PREPARED N O P	LB NT				2133
49 DENMARK			892	917	
559 JAPAN			158	196	
614 AUSTRALIA			1375	1754	
990 U STATES	874	972	13279	14911	
	874	972	15704	17778	
OYSTERS PREPARED PRESERVED NOP	LB NT				2137
516 HONG KONG	440	479	17224	18530	
559 JAPAN	60474	29319	391622	191104	
990 U STATES	4211	2680	76189	57340	
	65125	32478	485035	266974	

IMPORTS INTO CANADA FOR CONSUMPTION

Commodities and Countries from which Imported	MONTH OF OCTOBER 1960		TEN MONTHS ENDED OCTOBER 1960		Class Number
	Quantities	Values (\$)	Quantities	Values (\$)	
SALMON CANNED PREPARED N O P	LB NT				2138
55 GERMANY W	867	440	1115	550	
85 SWEDEN			806	1192	
559 JAPAN	1144	1433	10308	11278	
990 U STATES	330414	240629	629122	435718	
	332425	242502	641351	448738	
PILCHARD CANNED	LB NT				2139
1 U KINGDOM			3900	792	
427 UN SO AFR			104850	14447	
990 U STATES	67200	8232	134400	16422	
	67200	8232	243150	31661	
ANCHOVIES SARDINES CANNED	LB NT				2140
1 U KINGDOM	1188	522	20703	9075	
49 DENMARK	6779	3652	146556	64235	
54 FRANCE	293	158	3338	1873	
55 GERMANY W	203	59	1977	1050	
67 ITALY			23115	4278	
76 NORWAY	28432	15683	819044	530239	
78 PORTUGAL	49777	22623	485647	244490	
82 SPAIN	30750	12295	55884	20917	
85 SWEDEN	5120	2772	24634	12311	
277 POLAND	811	256	17124	4581	
287 U S S R			876	670	
473 MOROCCO	14801	6462	43335	19195	
990 U STATES	645	413	3171	2041	
	138799	64895	1645404	914955	
TUNA FISH CANNED	LB NT				2143
78 PORTUGAL	2188	1029	10223	5828	
559 JAPAN	234001	88942	3265323	1239180	
990 U STATES			1855	748	
	236189	89971	3277401	1245756	
FISH PRESERVED IN OIL N O P					2144
49 DENMARK				13499	
54 FRANCE				4096	
55 GERMANY W		2580		15345	
67 ITALY		2255		8840	
76 NORWAY				4467	
78 PORTUGAL		2484		12471	
277 POLAND		1253		1253	
516 HONG KONG		1452		18985	
519 INDIA				50	
559 JAPAN		10603		36262	
774 PERU		15644		228323	
990 U STATES		263		24891	
		36534		368482	
FISH PREPARED OR PRESERVED N O P					2145
1 U KINGDOM		56		18176	
49 DENMARK		1061		10523	
54 FRANCE				4905	
55 GERMANY W		719		9632	
67 ITALY				2465	
73 NETHRLNDS		1526		3154	
76 NORWAY				15104	
78 PORTUGAL		162		644	
85 SWEDEN		618		1848	
277 POLAND		2376		4002	
516 HONG KONG		1204		13322	
519 INDIA				4278	
559 JAPAN		1756		31518	
874 MEXICO		5262		19347	
990 U STATES		15890		120758	
		30630		259676	
HERRINGS CANNED	LB NT				2146
1 U KINGDOM	20850	4188	88048	18301	
53 FINLAND			1189	800	
55 GERMANY W	51295	13364	338237	83896	
73 NETHRLNDS	573	117	7892	1632	
76 NORWAY	2315	772	28588	13509	
85 SWEDEN	4284	2864	15422	8635	
277 POLAND	1650	225	1650	225	
516 HONG KONG			360	276	
990 U STATES	1826	517	6735	2787	
	82793	22047	488121	130061	
FISH OFFAL OR REFUSE	CWT				2151
559 JAPAN			6399	71727	
990 U STATES	6128	14396	38821	96144	
	6128	14396	45220	167871	
SPONGES OF MARINE PRODUCTION					2152
1 U KINGDOM				1333	
59 GREECE		332		52161	
67 ITALY				1295	
848 CUBA		566		5231	
990 U STATES		469		12657	
		1367		72677	
FISHERY PRODUCTS N O P					2153
1 U KINGDOM		310		3461	
49 DENMARK		5108		8919	
55 GERMANY W		875		8995	
73 NETHRLNDS				157	
76 NORWAY		167		2895	
78 PORTUGAL		3508		12019	
85 SWEDEN		162		879	
287 U S S R				5956	
516 HONG KONG		2306		25688	
519 INDIA				1358	
524 MALAYA		499		1509	

IMPORTS INTO CANADA FOR CONSUMPTION

Commodities and Countries from which Imported	MONTH OF OCTOBER 1960		TEN MONTHS ENDED OCTOBER 1960		Class Number
	Quantities	Values (\$)	Quantities	Values (\$)	
559 JAPAN		960		22060	
614 AUSTRALIA				49992	
617 FIJI		603		1809	
716 B GUIANA		598		2032	
752 BRAZIL		1602		1724	
828 TRINIDAD		55		55	
845 C RICA		583		583	
848 CUBA				1463	
990 U STATES		72533		512013	
FISH MEAL		89869		663567	
	CWT				2154
427 UN SO AFR			6600	43560	
774 PERU			31968	119577	
990 U STATES			360	4234	
FUR SKINS CHINA AND JAP MINK			38928	167371	
	NO				2155
1 U KINGDOM	7500	11737	103323	144734	
55 GERMANY W			17800	24052	
553 CHINA COM	29000	23263	674680	861161	
990 U STATES			144	165	
FUR SKINS RACCDON UNDRRESSED		36500	795947	1030112	
	NO				2157
287 U S S R			1000	4527	
990 U STATES	3229	13057	103880	394236	
FUR SKINS SHEEP LAMB UNDRRESSED		3229	104880	398763	
	NO				2158
614 AUSTRALIA			8000	6420	
744 ARGENTINA			79006	128124	
782 URUGUAY			17537	34782	
990 U STATES	5000	4039	131487	195190	
FUR SKINS FOX UNDRRESSED		5000	236030	364516	
	NO				2162
1 U KINGDDM	908	15759	14357	279940	
55 GERMANY W			1051	19696	
76 NORWAY			1841	41356	
85 SWEDEN			3830	64680	
258 GERMANY E			114	2162	
277 POLAND			704	12544	
287 U S S R	1775	8853	10995	140211	
990 U STATES	106	1793	35776	261825	
FUR SKINS KOLINSKY UNDRRESSED		2789	68668	822414	
	NO				2163
1 U KINGDOM	500	1158	31180	68755	
85 SWEDEN	800	2360	21400	59828	
287 U S S R	16540	38480	95480	217232	
553 CHINA COM			20000	55044	
FUR SKINS MINK UNDRRESSED		17840	168060	400859	
	NO				2164
1 U KINGDOM			9442	118083	
49 DENMARK			9377	172062	
53 FINLAND			1969	28869	
55 GERMANY W			130	1462	
76 NORWAY	99	2037	8319	136688	
85 SWEDEN			2954	47560	
277 POLAND			1000	13000	
287 U S S R			7104	58680	
954 ST PIERRE			235	3204	
990 U STATES	8650	95912	244877	3475732	
FUR SKINS MUSKRAT UNDRRESSED		8749	285407	4055340	
	NO				2165
1 U KINGDOM			4000	3476	
287 U S S R	4000	1336	20000	12912	
990 U STATES	48798	46526	1705770	1859815	
FUR SKINS PERSIAN LAMB UNDRRESS		52798	1729770	1876203	
	NO				2166
1 U KINGDOM	81318	666270	375041	2384979	
73 NETHRLNDS			7980	40457	
85 SWEDEN	560	11585	2968	26872	
287 U S S R	9880	58021	112672	633322	
427 UN SO AFR			2000	12782	
990 U STATES	23884	201248	388317	3165734	
FUR SKINS RABBIT UNDRRESSED		115642	888978	6264146	
	NO				2167
44 BELG LUX			1000	457	
54 FRANCE	5000	2335	115520	53615	
73 NETHRLNDS			1000	470	
559 JAPAN			10000	6958	
990 U STATES			22309	11953	
FUR SKINS SQUIRREL UNDRRESSED		5000	149829	73453	
	NO				2168
1 U KINGDOM			59300	49768	
53 FINLAND			3000	3364	
287 U S S R			18000	14411	
990 U STATES	3000	2793	32266	24583	
FUR SKINS UNDRRESSED N O P		3000	112566	92126	
	NO				2169
1 U KINGDOM	1148	4688	3653	48758	
53 FINLAND			1020	3179	
76 NORWAY			500	2061	
85 SWEDEN	200	4398	200	4398	
287 U S S R	328	3363	4995	41067	
752 BRAZIL			8017	71880	
874 MEXICO			115	1334	
990 U STATES	11104	32371	140768	1028597	
	12780	44820	159268	1201274	

IMPORTS INTO CANADA FOR CONSUMPTION

Commodities and Countries from which Imported	MONTH OF OCTOBER 1960		TEN MONTHS ENDED OCTOBER 1960		Class Number
	Quantities	Values (\$)	Quantities	Values (\$)	
RABBIT SKINS DRESSED N O P	D O Z				2172
44 BELG LUX	1383	3361	5746	16326	
54 FRANCE	432	5850	1853	19967	
82 SPAIN	40	129	1040	1351	
990 U STATES	221	2215	1037	12761	
	2076	11555	9676	50405	
FUR SKINS DRESSED N O P					2173
1 U KINGDOM		26155		180826	
55 GERMANY W		828		82440	
67 ITALY		5225		49175	
76 NORWAY				581	
85 SWEDEEN				164	
262 HUNGARY				60	
287 U S S R		4881		8645	
344 ETHIOPIA				2450	
744 ARGENTINA				3749	
747 BOLIVIA				258	
752 BRAZIL				6588	
782 URUGUAY				4252	
990 U STATES		333254		2102458	
		370343		2441646	
HATTERS FURS NOT ON THE SKIN	LB				2174
1 U KINGDOM	925	4827	3045	15384	
44 BELG LUX	1800	3830	14500	30803	
54 FRANCE	3000	4650	29413	50797	
55 GERMANY W	4330	8330	33652	70792	
67 ITALY			1500	2550	
82 SPAIN	5900	9561	28840	47560	
614 AUSTRALIA	300	1211	300	1211	
990 U STATES	3676	18815	57059	186672	
	19931	51224	168309	405769	
FUR SKINS SHEEP DRESSED					2175
1 U KINGDOM				817	
54 FRANCE				86	
990 U STATES		9838		64456	
		9838		65359	
MANUFACTURES OF FUR N O P					2181
1 U KINGDOM		2541		33368	
43 AUSTRIA				740	
44 BELG LUX		60		5973	
49 DENMARK				2537	
54 FRANCE		954		5724	
55 GERMANY W				621	
59 GREECE				22291	
67 ITALY				1342	
82 SPAIN				3206	
85 SWEDEEN				4176	
86 SWITZRLNO		91		1275	
287 U S S R		3363		14758	
553 CHINA COM				25237	
559 JAPAN				27294	
614 AUSTRALIA		195		1491	
744 ARGENTINA		2677		9593	
774 PERU				1385	
782 URUGUAY				645	
990 U STATES		105864		678999	
		115745		840655	
BRISTLES ANIMAL	LB				2191
1 U KINGDOM	37332	128599	192063	703151	
55 GERMANY W	431	1301	9705	24182	
73 NETHRLNDS	596	1735	21608	60843	
76 NORWAY	880	2536	880	2536	
516 HONG KONG			10459	28079	
553 CHINA COM			33080	54325	
990 U STATES	3512	14041	6302	27952	
	42751	148212	274097	901068	
HAIR UNMANUFACTURED	LB				2192
1 U KINGDOM			1254	8467	
55 GERMANY W	14	210	11128	3446	
67 ITALY	12	203	122	1259	
990 U STATES	58454	7565	1084797	202602	
	58480	7978	1097301	215774	
HORSE HAIR	LB				2193
1 U KINGDOM			30	171	
990 U STATES	1805	2849	61810	36667	
	1805	2849	61840	36838	
MANUFACTURES OF HAIR N O P					2195
1 U KINGDOM		1339		14148	
54 FRANCE		164		2308	
55 GERMANY W		3374		16856	
516 HONG KONG				6151	
553 CHINA COM				8134	
559 JAPAN		4284		8450	
990 U STATES		1459		21900	
		10620		77947	
HORSE HIDES	NO				2200
1 U KINGDOM			3791	43601	
44 BELG LUX			1000	10611	
54 FRANCE			1770	26472	
73 NETHRLNDS			1000	12977	
990 U STATES	1020	6968	7067	60430	
	1020	6968	14628	154091	
CALF SKINS AND KIPS RAW	NO				2201
54 FRANCE	1036	9363	25926	188666	
55 GERMANY W			1000	8463	
67 ITALY	1200	12237	11700	108006	

IMPORTS INTO CANADA FOR CONSUMPTION

Commodities and Countries from which Imported	MONTH OF OCTOBER 1960		TEN MONTHS ENDED OCTOBER 1960		Class Number
	Quantities	Values (\$)	Quantities	Values (\$)	
886 P RICO			300	527	
954 ST PIERRE	450	657	450	657	
990 U STATES	45483	267417	430487	2223276	
CATTLE HIDES RAW	48169	289674	469863	2529595	
	NO				2202
622 NEW ZEAL			4000	34819	
752 BRAZIL			2000	12600	
954 ST PIERRE			75	567	
990 U STATES	52238	352275	355481	2720187	
SHEEP SKINS RAW	52238	352275	361556	2768173	
	NO				2203
1 U KINGDOM			1480	8463	
427 UN SO AFR			360	538	
744 ARGENTINA			46858	73465	
954 ST PIERRE	883	442	883	442	
990 U STATES	110302	91537	786498	972027	
OTHER HIDES AND SKINS RAW NOP	111185	91979	836079	1054935	
	NO				2204
427 UN SO AFR			1000	2723	
990 U STATES	50	102	19295	35609	
GOAT SKINS AND KID SKINS RAW	50	102	20295	38332	
	NO				2205
1 U KINGDOM			100	576	
55 GERMANY W			1000	500	
HIDE SECTIONS OR BELLIES			1100	1076	
	NO				2206
55 GERMANY W			700	15404	
73 NETHRLNDS			300	738	
954 ST PIERRE	276	518	276	518	
990 U STATES	47741	45864	354946	404213	
LEATHER DRESSED KID	48017	46382	356222	420873	
					2210
1 U KINGDOM		134425		962902	
54 FRANCE				4236	
55 GERMANY W				22662	
82 SPAIN				769	
519 INDIA				4077	
990 U STATES		29106		540914	
BELTING LEATHER IN BUTTS		163531		1535560	
					2211
1 U KINGDOM		10176		73055	
54 FRANCE		5042		8935	
55 GERMANY W				2535	
990 U STATES		10362		64057	
LEATHER TANNED N O P		25580		148582	
					2213
1 U KINGDOM		8675		115100	
44 BELG LUX				739	
55 GERMANY W		994		14358	
67 ITALY				304	
73 NETHRLNDS				580	
519 INDIA				12083	
559 JAPAN				549	
990 U STATES		22497		173917	
LEATHER DRESSED N O P		32166		317630	
					2215
1 U KINGDOM		49452		872233	
43 AUSTRIA				10962	
44 BELG LUX				4491	
54 FRANCE		14153		451823	
55 GERMANY W		2024		39634	
64 IRELAND		8789		47240	
67 ITALY				4485	
73 NETHRLNDS		1643		66282	
82 SPAIN				1285	
85 SWEDEN				757	
86 SWITZRLND				2612	
614 AUSTRALIA				4793	
744 ARGENTINA				427	
752 BRAZIL				3559	
874 MEXICO		2138		7161	
990 U STATES		105496		1280884	
CHAMOIS SKIN		183695		2798628	
					2216
1 U KINGDOM		20053		303964	
64 IRELAND				4015	
622 NEW ZEAL				244	
990 U STATES		419		1371	
PATENT AND UPHOLSTERY LEATHER		20472		30594	
					2217
1 U KINGDOM				559	
990 U STATES		2792		33510	
SOLE LEATHER		2792		34069	
	LB				2218
1 U KINGDOM	6083	1931	44182	18151	
54 FRANCE	1367	739	1940	1179	
990 U STATES	1357	1404	50571	28507	
SCRAP LEATHER	8807	4074	96693	47837	
					2219
1 U KINGDOM				871	
622 NEW ZEAL				251	
990 U STATES		1805		26114	
PIG MOROCCO ROLLER LEATHERS		1805		27236	
					2220
1 U KINGDOM		51686		505958	
559 JAPAN				26123	

IMPORTS INTO CANADA FOR CONSUMPTION

Commodities and Countries from which Imported	MONTH OF OCTOBER 1960		TEN MONTHS ENDED OCTOBER 1960		Class Number	
	Quantities	Values (\$)	Quantities	Values (\$)		
990 U STATES		30 557		31 486 4		
LEATHER FROM EAST INDIA KIP		82 243		84 694 5	2 221	
1 U KINGDOM		71 073		70 323 2		
64 IRELAND				1682		
990 U STATES				3219		
LEATHER FOR GLOVES OR CLOTHING		71 073		70 813 3	2 224	
1 U KINGDOM		76 381		87 377 6		
49 DENMARK				251		
54 FRANCE		167		9191		
55 GERMANY W		308		2026		
874 MEXICO				970		
990 U STATES		127 109		113 914 7		
LEATHER FOR UPHOLSTERY LEATHER		203 965		202 536 1	2 225	
1 U KINGDOM		4 955		9 463 2		
990 U STATES		2 747		2 699		
CRUST OIL LEATHER FOR CHAMOIS		7 702		10 433 1	2 226	
1 U KINGDOM				2308		
64 IRELAND				1446		
BOOTS AND SHOES MENS LEATHER	PAIR				2 232	
1 U KINGDOM	38 714	1 721 118	45 533 2	2 175 484		
43 AUSTRIA	1 541	25 832	4 703	58 050		
49 DENMARK	139	425	148	493		
53 FINLAND			169	1 373		
54 FRANCE	35 43	17 992	30 747	9 127 4		
55 GERMANY W	45 21	33 944	33 795	19 339 9		
64 IRELAND	826	4 450	5 162	20 844		
67 ITALY	18 991	93 981	187 935	86 498 7		
73 NETHRLNDS	1 195	3 013	6 595	22 647		
76 NORWAY	42	441	57	505		
82 SPAIN	30	159	56 55	20 099		
85 SWEDEN	144	1 122	168	1 305		
86 SWITZRLND	431	7 746	924	15 309		
246 CZECHO S	1 800	4 036	17 411	41 970		
258 GERMANY E			156	731		
262 HUNGARY			215	1 652		
288 YUGO SLAV	14	154	91	767		
355 ISRAEL			264	886		
516 HONG KONG			1 626	2 350		
519 INDIA			4 280	7 731		
559 JAPAN			7 590	10 789		
744 ARGENTINA			54	432		
874 MEXICO	42	183	372	2 033		
990 U STATES	34 86	20 526	65 376	40 204 8		
BOOTS AND SHOES WOMENS LEATHER	PAIR	75 459	386 122	828 825	39 371 58	2 233
1 U KINGDOM	7 713 9	300 384	270 668	120 376 0		
43 AUSTRIA	2 743	11 453	5 060	29 154		
44 BELG LUX			1 731	50 72		
54 FRANCE	2 471	12 967	12 116	79 990		
55 GERMANY W	3 497	20 942	21 258	99 491		
64 IRELAND	7 601	34 800	9 812	47 618		
67 ITALY	11 524	44 126	242 356	93 058 5		
73 NETHRLNDS	78	232	2 984	8 203		
82 SPAIN	40	184	440	1 899		
85 SWEDEN			523	28 72		
86 SWITZRLND	222	1 833	6 560	57 205		
246 CZECHO S			910	1 109		
258 GERMANY E			87	570		
288 YUGO SLAV			14	90		
355 ISRAEL			72	117		
473 MOROCCO			39	107		
516 HONG KONG			396	388		
519 INDIA			10 190	9 606		
559 JAPAN	7 020	3 694	69 084	36 304		
774 PERU			376	728		
867 HAITI			1 207	5 261		
874 MEXICO	75	273	557	1 215		
990 U STATES	26 164	123 104	339 221	156 061 0		
BOOTS SHOES CHILDRENS LEATHER	PAIR	138 574	553 992	995 661	408 195 4	2 234
1 U KINGDOM	9 709	13 516	16 765 7	20 594 2		
43 AUSTRIA			444	3 177		
54 FRANCE			831	1 872		
55 GERMANY W	1 510	5 355	8 605	27 270		
67 ITALY	4 373	11 428	31 309	70 443		
73 NETHRLNDS			844	2 321		
86 SWITZRLND	80	699	80	699		
519 INDIA			39 628	35 563		
559 JAPAN			4 599 8	2 555 8		
990 U STATES	1 491	2 831	54 675	90 652		
GARMENTS LEATHER		17 163	33 829	35 007 1	46 349 7	2 235
1 U KINGDOM		4 093		20 534		
54 FRANCE				4014		
55 GERMANY W				847		
67 ITALY				4081		
73 NETHRLNDS		236		5 670		
82 SPAIN		269		3 149		
86 SWITZRLND				621		
427 UN SO AFR				175		
874 MEXICO		122		176		

IMPORTS INTO CANADA FOR CONSUMPTION

Commodities and Countries from which Imported	MONTH OF OCTOBER 1960		TEN MONTHS ENDED OCTOBER 1960		Class Number
	Quantities	Values (\$)	Quantities	Values (\$)	
990 U STATES		2636		13317	
		7356		52584	
GLOVES MITTS LEATHER N O P					2236
1 U KINGDOM		133219		481487	
43 AUSTRIA				119	
44 BELG LUX				192	
54 FRANCE		21876		141571	
55 GERMANY W		8466		36981	
67 ITALY		87172		251896	
73 NETHRLNDS		18414		47336	
76 NORWAY		667		667	
82 SPAIN				2693	
86 SWITZRLND				257	
246 CZECHO S				9573	
516 HONG KONG		777		6112	
519 INDIA				207	
527 PAKISTAN		1832		13932	
553 CHINA COM		7212		16100	
559 JAPAN		22557		447512	
824 JAMAICA				39018	
990 U STATES		7982		99540	
		310174		1595193	
GLOVES OF KID WOMENS					2237
1 U KINGDOM		1100		5689	
44 BELG LUX		2759		13210	
54 FRANCE		33954		262412	
55 GERMANY W		17874		206170	
67 ITALY		3438		13187	
246 CZECHO S		597		30548	
990 U STATES		808		8329	
		60530		539545	
HARNESS AND SADDLERY					2238
1 U KINGDOM		4872		90440	
55 GERMANY W		1439		19104	
67 ITALY				322	
519 INDIA		464		8167	
559 JAPAN		473		2440	
614 AUSTRALIA				102	
874 MEXICO		573		6113	
990 U STATES		22142		336309	
		29963		462997	
LEATHER BELTING					2239
1 U KINGDOM		2628		34621	
43 AUSTRIA				4716	
49 DENMARK				1763	
54 FRANCE				243	
55 GERMANY W				21971	
73 NETHRLNDS				267	
246 CZECHO S				291	
990 U STATES		940		30703	
		3568		94575	
MFRS OF LEATHER OR RAWHIDE NOP					2241
1 U KINGDOM		16272		143068	
43 AUSTRIA		138		801	
44 BELG LUX				505	
54 FRANCE		456		3596	
55 GERMANY W		2277		35746	
67 ITALY		1699		12057	
73 NETHRLNDS		93		886	
82 SPAIN		409		4265	
85 SWEDEN				484	
86 SWITZRLND		1403		3970	
246 CZECHO S		528		1694	
473 MOROCCO		215		1784	
516 HONG KONG				4873	
527 PAKISTAN				1197	
559 JAPAN		1474		18483	
874 MEXICO		77		621	
990 U STATES		50715		455053	
		75756		689083	
SOLES AND HEELS LEATHER					2243
1 U KINGDOM		1517		10058	
614 AUSTRALIA				346	
990 U STATES		6454		92829	
		7971		103233	
SHOE LIFTS AND WELTING LEATHER					2244
1 U KINGDOM		177		3289	
990 U STATES		5635		77937	
		5812		81226	
STRAPS LEATHER					2245
1 U KINGDOM		2743		36569	
54 FRANCE		162		999	
55 GERMANY W		3661		37169	
67 ITALY				2057	
73 NETHRLNDS				855	
86 SWITZRLND		3422		14805	
516 HONG KONG		998		15793	
559 JAPAN		1154		1758	
874 MEXICO				562	
990 U STATES		8129		77391	
		20269		187958	
BICYCLE SADDLES					2246
1 U KINGDOM				9472	
55 GERMANY W	1650	895	35266	19764	
67 ITALY			100	113	
73 NETHRLNDS	600	585	26632	21015	

IMPORTS INTO CANADA FOR CONSUMPTION

Commodities and Countries from which Imported	MONTH OF OCTOBER 1960		TEN MONTHS ENDED OCTOBER 1960		Class Number
	Quantities	Values (\$)	Quantities	Values (\$)	
559 JAPAN	2200	1127	16131	9187	
990 U STATES	250	107	36507	14419	
BEEF AND VEAL FRESH	4700	2714	124108	70733	2251
64 IRELAND	LB		29040	9998	
614 AUSTRALIA	21651	6660	2459468	854640	
622 NEW ZEAL	515725	137403	8046965	2242115	
990 U STATES	580240	281158	4559898	2474703	
MUTTON AND LAMB FRESH	1117616	425221	15095371	5581456	2252
614 AUSTRALIA	LB	26810	5172	7888145	1487245
622 NEW ZEAL	704013	137316	10866884	1829899	
990 U STATES	17448	3157	955107	404579	
PORK FRESH	748271	145645	19710136	3721723	2253
614 AUSTRALIA	LB		45900	24869	
990 U STATES	2148082	635149	6400519	1871116	
POULTRY NOP GAME PARTRIDGE	2148082	635149	6446419	1895985	
990 U STATES	LB	149800	49529	1147162	416665
MEATS FRESH N O P	149800	49529	1147162	416665	2257
848 CUBA	LB	1500	1478	7840	6870
874 MEXICO				4047	3551
990 U STATES	4740	3892	72252	54271	
EDIBLE OFFAL FRESH	6240	5370	84139	64692	2258
614 AUSTRALIA	LB		414576	215159	
622 NEW ZEAL	172085	18481	293091	82593	
990 U STATES	207052	45246	3307757	572954	
CHICKENS AND FDWL N O P	379137	63727	4015424	870706	2259
990 U STATES	LB	1220958	339676	13441977	3686352
TURKEYS NOP	1220958	339676	13441977	3686352	2260
990 U STATES	LB	776729	294788	4137083	1593596
PORK PREP OR PRESERVED N O P	776729	294788	4137083	1593596	2261
49 DENMARK	LB	300	66	938	338
990 U STATES	910999	264936	4058585	974318	
BEEF PICKLED	911299	265002	4059523	974656	2263
990 U STATES	LB	1466448	399764	9393849	2362855
CANNED MEATS POULTRY GAME NOP	1466448	399764	9393849	2362855	2264
1 U KINGDOM	LB NT	151898	46411	529225	172001
49 DENMARK	27581	16820	352216	200200	
54 FRANCE	5183	3400	65415	43854	
55 GERMANY W	570	290	10077	4917	
73 NETHRLNDS	10205	2742	92288	23688	
76 NORWAY			1226	595	
85 SWEDEN			515	189	
262 HUNGARY			3212	1538	
277 POLAND	14879	7707	46463	21740	
516 HONG KONG			400	163	
559 JAPAN			391	556	
614 AUSTRALIA			185307	46187	
622 NEW ZEAL			13923	7247	
744 ARGENTINA			54000	14875	
990 U STATES	234454	68688	1764012	474105	
EXTRACTS OF MEAT FLUID BEEF	444770	146058	3118670	1011855	2265
1 U KINGDOM	LB	24650	7633	150723	72702
73 NETHRLNDS	503	443	5276	4674	
614 AUSTRALIA			64736	171568	
622 NEW ZEAL	20160	50133	33600	93248	
744 ARGENTINA			123195	87304	
752 BRAZIL			5600	11170	
769 PARAGUAY			11024	15902	
99D U STATES	45313	58209	413101	482391	
MEATS PREPARED NOT CANNED	LB	128285	120666	983832	879550
990 U STATES	128285	120666	983832	879550	2266
SAUSAGE NOT CANNED OR BOTTLED	LB	8513	6495	101417	75241
990 U STATES	8513	6495	101417	75241	2269
SOUPS SOUP PREPARATIONS N O P					2270
1 U KINGDOM		535		7000	
49 DENMARK				1070	
54 FRANCE		120		7182	
55 GERMANY W		5702		11024	
73 NETHRLNDS		5714		60491	
86 SWITZRLND		26972		174670	
277 POLAND				1858	
355 ISRAEL				5612	
559 JAPAN		118		853	
990 U STATES		35346		350555	
MEAT PIES FROZEN	74507			620315	2271
990 U STATES	LB	188358	64701	2413694	829497
COMPLETE DINNERS MEAT FROZEN	188358	64701	2413694	829497	2272
990 U STATES	LB	217633	127010	2243372	1286868
	217633	127010	2243372	1286868	

IMPORTS INTO CANADA FOR CONSUMPTION

Commodities and Countries from which Imported	MONTH OF OCTOBER 1960		TEN MONTHS ENDED OCTOBER 1960		Class Number
	Quantities	Values (\$)	Quantities	Values (\$)	
BEEF CANNED N O P	LB NT				2273
1 U KINGDOM			4306	2258	
49 DENMARK			490	353	
277 POLAND			9000	2610	
614 AUSTRALIA	121935	34771	914398	277921	
744 ARGENTINA	4800	2538	73560	24816	
752 BRAZIL			13140	4529	
990 U STATES	586	444	5354	3753	
	127321	37753	1020248	316240	
CORNED BEEF CANNED	LB NT				2274
54 FRANCE			6775	3128	
614 AUSTRALIA	219492	98688	1723698	689068	
744 ARGENTINA	715125	240400	3228754	1109206	
752 BRAZIL	4500	1546	4500	1546	
769 PARAGUAY	237222	82299	1122652	397008	
782 URUGUAY	2295	560	76613	19604	
990 U STATES			253	124	
	1178634	423493	6163245	2219684	
MILK SKIM POWDERED	LB				2280
86 SWITZRLND			977	581	
990 U STATES	350	51	32538	4500	
	350	51	33515	5081	
MILK AND CREAM FRESH	GAL				2281
49 DENMARK	24902	61552	82591	208222	
990 U STATES	150	695	5885	28705	
	25052	62247	88476	236927	
BUTTER	LB				2282
990 U STATES			6344	3988	
			6344	3988	
CASEIN	LB				2283
614 AUSTRALIA	5600	1152	725946	141415	
622 NEW ZEAL			78069	15554	
990 U STATES	15950	3334	92104	23448	
	21550	4486	896119	180417	
CHEESE	LB				2284
1 U KINGDOM	11955	6348	86855	46095	
43 AUSTRIA	3578	1567	34527	13513	
49 DENMARK	194150	76414	2485726	972465	
53 FINLAND	8425	2275	49004	13369	
54 FRANCE	52395	36680	426597	246545	
55 GERMANY W	15953	8913	200747	115117	
59 GREECE	14295	4567	15837	5236	
67 ITALY	376498	208266	2351755	1228416	
73 NETHRLNDS	196135	82079	1419884	593466	
76 NORWAY			22756	9973	
85 SWEDEN	684	176	6011	2132	
86 SWITZRLND	143661	82378	1584899	872592	
277 POLAND			9094	848	
288 YUGO SLAV			6645	3083	
622 NEW ZEAL			2224	710	
744 ARGENTINA	30159	10248	132068	42341	
990 U STATES	123781	85478	1064795	711529	
	1171669	605389	9899424	4877430	
MILK WHOLE POWDERED	LB				2286
64 IRELAND			11200	2900	
622 NEW ZEAL			115360	25488	
990 U STATES	2792	1106	60201	21665	
	2792	1106	186761	50053	
MILK PROD CONDENSED DRIED NOP	LB				2287
73 NETHRLNDS			3170	2318	
990 U STATES	185848	5684	966986	43726	
	185848	5684	970156	46044	
OLEIC ACID OR RED OIL	LB				2288
1 U KINGDOM	1255	136	12820	1780	
990 U STATES	58406	10225	228718	40985	
	59661	10361	241538	42765	
STEARIC ACID	LB				2289
1 U KINGDOM			24000	3326	
614 AUSTRALIA			234220	25499	
990 U STATES	70317	9056	858929	113190	
	70317	9056	1117149	142015	
ANIMAL OIL N O P	GAL				2293
1 U KINGDOM	712	426	6657	4636	
55 GERMANY W			390	1078	
614 AUSTRALIA			1336	1502	
990 U STATES	939	1586	35435	43530	
	1651	2012	43818	50746	
COD LIVER OIL	GAL				2294
1 U KINGDOM	21705	30760	107903	144070	
76 NORWAY	250	304	7477	9744	
	21955	31064	115380	153814	
FISH MARINE ANIMAL OIL N O P	GAL				2295
76 NORWAY	330	1124	2505	4303	
559 JAPAN	596	8199	3583	77240	
990 U STATES	419429	240064	633553	377711	
	420355	249387	639641	459254	
WHALE AND SPERMACE TI OIL	GAL				2297
1 U KINGDOM	22204	23294	27507	29725	
76 NORWAY			5688	6153	
990 U STATES	722	1895	20516	26942	
	22926	25189	53711	62820	
FISH OIL CONCENTRATED					2299
54 FRANCE		15925		15925	
990 U STATES		301		2842	
		16226		18767	

IMPORTS INTO CANADA FOR CONSUMPTION

Commodities and Countries from which Imported	MONTH OF OCTOBER 1960		TEN MONTHS ENDED OCTOBER 1960		Class Number
	Quantities	Values (\$)	Quantities	Values (\$)	
FISH OIL FOR FORTIFYING					2300
1 U KINGDOM				3586	
559 JAPAN				20637	
990 U STATES				15704	
				39927	
BEE SWAX	LB				2302
1 U KINGDOM			2130	1174	
519 INDIA			4480	1924	
744 ARGENTINA			11023	5293	
755 CHILE	11109	5852	49817	26528	
848 CUBA	20194	10400	95164	48967	
990 U STATES	5577	3703	84382	51552	
	36880	19955	246996	135438	
CANDLES N O P	LB				2303
1 U KINGDOM			147	88	
49 DENMARK	206	164	8463	3717	
55 GERMANY W	2138	892	3672	1846	
85 SWEDEN	1250	345	1539	621	
559 JAPAN	2270	663	18424	5866	
990 U STATES	20157	8636	105514	39225	
	26021	10700	137759	51363	
GREASE AND DEGRAS	CWT				2304
1 U KINGDOM			1602	20850	
55 GERMANY W			304	4397	
73 NETHRLNDS			155	809	
990 U STATES	21076	122851	131441	792788	
	21076	122851	133502	818844	
LARD AND COMPDUNDS STEARINE	LB				2307
1 U KINGDOM			34178	5997	
990 U STATES	2511588	230207	14239282	1331020	
	2511588	230207	14273460	1337017	
TALLOW	LB				2308
990 U STATES	1507315	118484	2892535	227445	
	1507315	118484	2892535	227445	
EGG ALBUMEN DRIED POWDERED ETC	LB				2315
73 NETHRLNDS			396	465	
553 CHINA COM			7716	6472	
990 U STATES	8100	6666	61907	46573	
	8100	6666	70019	53510	
EGGS DRIED POWDERED N O P	LB				2317
73 NETHRLNDS			20000	16047	
553 CHINA COM			9700	6180	
744 ARGENTINA			5015	1172	
990 U STATES	1925	2509	61676	63037	
	1925	2509	96391	86436	
GELATINE INEDIBLE PHOTOGRAPHIC	LB				2320
990 U STATES	2280	3686	157342	238544	
	2280	3686	157342	238544	
ANIMAL GLANDS FOR MEDICINE					2321
990 U STATES				5354	
				5354	
EGGS IN THE SHELL	DOZ				2325
1 U KINGDOM			9	69	
516 HONG KONG	1302	862	46438	26235	
990 U STATES	36807	64998	901876	1555625	
	38109	65860	948323	1581929	
EGGS YOLK OR ALBUMEN FROZEN	LB				2326
990 U STATES			16730	9566	
			16730	9566	
GELATINE CAPSULES EMPTY					2328
1 U KINGDOM		818		818	
990 U STATES		45541		470141	
		46359		470959	
GELATINE EDIBLE	LB				2329
1 U KINGDOM	6150	2520	205323	64613	
44 BELG LUX			122887	42452	
54 FRANCE			13418	4027	
55 GERMANY W			591	892	
86 SWITZRLNO			560	603	
614 AUSTRALIA	10000	6912	296950	147982	
990 U STATES	102700	65874	822244	509252	
	118850	75306	1461973	769821	
GELATINE N O P	LB				2331
1 U KINGDOM	10000	2340	121760	29935	
54 FRANCE	3859	1156	9859	2732	
55 GERMANY W			22152	4364	
990 U STATES	100	54	16643	8651	
	13959	3550	170414	45682	
GLUE ANIMAL POWDERED OR SHEET	LB				2332
1 U KINGDOM	272320	42941	3322295	521768	
55 GERMANY W			105115	14253	
73 NETHRLNDS			12000	1542	
990 U STATES			801984	142185	
	272320	42941	4241394	679748	
GLUE N O P	LB				2333
990 U STATES	3959	1981	41668	20267	
	3959	1981	41668	20267	
GUT AND MANUFACTURES N O P					2336
1 U KINGDOM		998		9726	
54 FRANCE		97		1287	
614 AUSTRALIA				10581	
990 U STATES		210		8472	
		1305		30066	
HONEY	LB				2337
1 U KINGDOM	608	159	9040	5359	
49 DENMARK			6000	2290	

IMPORTS INTO CANADA FOR CONSUMPTION

Commodities and Countries from which Imported	MONTH OF OCTOBER 1960		TEN MONTHS ENDED OCTOBER 1960		Class Number
	Quantities	Values (\$)	Quantities	Values (\$)	
55 GERMANY W			3579	1225	
59 GREECE			5532	2196	
67 ITALY			495	235	
73 NETHRLNDS	1324	442	13482	4544	
277 POLAND			2700	645	
288 YUGO SLAV			3243	764	
614 AUSTRALIA			540	150	
744 ARGENTINA			470519	48558	
824 JAMAICA			996	376	
990 U STATES	159299	22489	1712086	327907	
MANURES ANIMAL	161231	23090	2228212	394249	
990 U STATES	CWT				2338
	800	788	35810	61448	
MUSK IN PODS OR GRAINS	800	788	35810	61448	
516 HONG KONG	OZ		219	10919	2339
990 U STATES			5	414	
RENNET RAW AND PREPARED			224	11333	
990 U STATES	LB				2340
	13485	16731	307876	371477	
SAUSAGE CASINGS UNCLEANED	13485	16731	307876	371477	
622 NEW ZEAL	LB		32023	43328	2341
990 U STATES	43350	10485	453628	161761	
SAUSAGE CASINGS CLEANED	43350	10485	485651	205089	
55 GERMANY W	LB		5223	6896	2342
614 AUSTRALIA	19434	19084	419903	470401	
622 NEW ZEAL	230080	295678	1816761	2609123	
990 U STATES	4538	3947	64661	30816	
TANKAGE	254052	318709	2306548	3117236	
622 NEW ZEAL	CWT		448	3153	2343
990 U STATES	3234	3502	94848	162190	
ANIMAL PRODUCTS N O P	3234	3502	95296	165343	
1 U KINGDOM		4289		77986	2344
54 FRANCE		121		3783	
55 GERMANY W		7682		67850	
67 ITALY				3460	
73 NETHRLNDS		5298		51309	
78 PORTUGAL				217	
516 HONG KONG		1280		14673	
519 INDIA		151		1049	
559 JAPAN		1796		9315	
874 MEXICO		271		1471	
990 U STATES		35041		450803	
HORSE MEAT AND MEAT FOR FEED		55929		681916	
559 JAPAN	CWT		3760	36606	2345
990 U STATES	18053	116467	97482	621127	
DOG FOOD AND PET STOCK FOOD	18053	116467	101242	657733	
1 U KINGDOM		1307		5089	2347
44 BELG LUX				96	
49 DENMARK				154	
55 GERMANY W		572		1195	
73 NETHRLNDS				1029	
990 U STATES		35938		234672	
		37817		242235	

IMPORTS INTO CANADA FOR CONSUMPTION

Commodities and Countries from which Imported	MONTH OF OCTOBER 1960		TEN MONTHS ENDED OCTOBER 1960		Class Number
	Quantities	Values (\$)	Quantities	Values (\$)	
GROUP 3					
FIBRES TEXTILES AND PRODUCTS					
RAW COTTON					
	CWT				
1 U KINGDOM			469	15446	3001
385 UAR EGYPT			180	8460	
527 PAKISTAN	800	18964	1579	38190	
758 COLOMBIA			6895	223058	
774 PERU			898	36405	
874 MEXICO	9483	264236	58135	1463758	
990 U STATES	74246	2305669	1291471	37509853	
	84529	2588869	1359627	39295170	
COTTON LINTERS AND FIBRES NOP					
	LB				
1 U KINGDOM	56503	3239	118782	7008	3002
44 BELG LUX	43359	2944	49084	3806	
59 GREECE			64080	3475	
86 SWITZRLND			26576	1470	
363 LEBANON			534816	14761	
382 TURKEY	132276	5509	1617386	80610	
386 UAR SYRIA	264357	6477	1895036	61298	
527 PAKISTAN			38041	4415	
553 CHINA COM	201600	10024	1209866	30615	
752 BRAZIL	55652	4729	396539	32088	
774 PERU	28852	1717	121443	9924	
857 EL SALVD	93147	4612	1261230	59096	
864 GUATEMALA	67879	2765	67879	2765	
874 MEXICO			122763	8024	
879 NICARAGUA			504146	20177	
990 U STATES	994707	71645	9506619	617889	
	1938332	113661	17534286	957421	
BATTS BATTING WADDING COTTON					
	LB				
1 U KINGDOM			250	252	3004
990 U STATES	53315	30902	671405	387099	
	53315	30902	671655	387351	
COT YARNS SINGLES NOT FINER 20					
	LB				
1 U KINGDOM	26214	22780	116255	94713	3005*
54 FRANCE	2584	1159	170597	99129	
55 GERMANY W			1632	1289	
67 ITALY			20143	17455	
73 NETHRLNDS			981	563	
78 PORTUGAL	1168	554	2364	1122	
82 SPAIN			32140	15836	
355 ISRAEL	4100	1680	18319	7698	
519 INDIA	2000	1038	2000	1038	
752 BRAZIL			1980	982	
990 U STATES	74438	52940	354869	271880	
	110504	80151	721280	511705	
COTTON YARNS SINGLES 21 TO 39					
	LB				
1 U KINGDOM	17238	16751	201137	192621	3006*
54 FRANCE	47872	24278	621601	338909	
73 NETHRLNDS			8558	4852	
355 ISRAEL	17638	9194	59005	26634	
752 BRAZIL			3446	1842	
990 U STATES	84206	71499	575879	494109	
	166954	121722	1469626	1058967	
COT YARNS SINGLES 40 AND FINER					
	LB				
1 U KINGDOM	34670	44163	405011	488037	3007*
54 FRANCE			14728	10921	
55 GERMANY W			216	242	
67 ITALY			11441	10224	
73 NETHRLNDS			2863	1965	
355 ISRAEL	26642	15534	38878	22233	
752 BRAZIL			1686	1129	
990 U STATES	34084	38246	375861	423558	
	95396	97943	850684	958309	
COTTON YARNS PLYED					
	LB				
1 U KINGDOM	79935	119142	698162	930784	3008*
54 FRANCE	1096	725	25277	21209	
67 ITALY			866	889	
82 SPAIN			49600	30191	
355 ISRAEL			496	528	
519 INDIA			10000	5324	
752 BRAZIL			2367	1573	
990 U STATES	222720	204278	1447494	1325764	
	303751	324145	2234262	2316262	
COTTON THREAD					
	LB				
1 U KINGDOM	1449	2488	6352	11957	3009
67 ITALY			3604	5918	
73 NETHRLNDS	1009	1321	2657	4855	
86 SWITZRLND	575	846	1825	2667	
246 CZECHO S	2473	2221	23333	29268	
277 POLAND			6441	3931	
519 INDIA	907	1449	1515	2702	
559 JAPAN			2296	3422	
990 U STATES	46922	81323	546253	916706	
	53335	89648	594276	981426	
COTTON YARNS SINGLES N O P					
	LB				
1 U KINGDOM			47913	39837	3011**
527 PAKISTAN			10000	3560	

* From April 1, 1960

** Discontinued after March 31, 1960

IMPORTS INTO CANADA FOR CONSUMPTION

Commodities and Countries from which Imported	MONTH OF OCTOBER 1960		TEN MONTHS ENDED OCTOBER 1960		Class Number
	Quantities	Values (\$)	Quantities	Values (\$)	
990 U STATES			143215	127676	
YARNS SINGLES FOR KNIT GOODS			201128	171073	
1 U KINGDOM	LB		860	855	3012**
44 BELG LUX			960	429	
54 FRANCE			288774	162959	
55 GERMANY W			1118	746	
67 ITALY			12904	10076	
73 NETHRLNDS			23071	14134	
78 PORTUGAL			966	516	
355 ISRAEL			8936	4625	
385 UAR EGYPT			2205	947	
990 U STATES			205697	161486	
COTTON YARNS N O P			545491	356773	
1 U KINGDOM	LB		77971	44735	3013**
67 ITALY			3972	2648	
990 U STATES			353507	252571	
CROCHET KNITTING COTTON N O P			435450	306954	
1 U KINGDOM	LB				3014
54 FRANCE	1166	3697	15429	44805	
73 NETHRLNDS	1009	4283	12677	57974	
86 SWITZRLND	148	216	255	258	
990 U STATES	5517	8374	74669	117837	
	7840	16570	104418	222887	
CORDS AND TWINE COTTON N O P					
1 U KINGDOM	LB				3015
990 U STATES	15028	7191	105554	49692	
	32967	33696	230679	229476	
	47995	40887	336233	279168	
COT YARNS N O P INCL TINSEL THRD					
1 U KINGDOM	LB		273	725	3016*
990 U STATES	2742	3747	30447	45898	
	2742	3747	30720	46623	
COTTON YARNS TINSEL THREAD					
990 U STATES	LB		7053	17689	3017**
			7053	17689	
MERCERIZED YARNS 40 AND FINER					
1 U KINGDOM	LB		36782	69122	3018**
990 U STATES			8025	12597	
			44807	81719	
COTTON YARNS HANKS FOR THREAD					
1 U KINGDOM	LB		249400	311189	3019**
86 SWITZRLND			1344	1663	
990 U STATES			148372	207990	
			399116	520842	
COTTON YARN 2 PLY 80 AND FINER					
1 U KINGDOM	LB		1463	7174	3020**
			1463	7174	
COTTON YARN SINGLES FOR THREAD					
1 U KINGDOM	LB		194219	198090	3021**
990 U STATES			59292	66022	
			253511	264182	
COTTON YARN TO BE MERCERIZED					
1 U KINGDOM	LB		3846	7074	3022**
990 U STATES			6832	8924	
			10678	16068	
COTTON YARNS SINGLES 20 TO 40					
1 U KINGDOM	LB		108200	92390	3023**
990 U STATES			10346	9572	
			118546	101962	
COLOURED COT FAB N O P OVER 80 C					
1 U KINGDOM	LB		35957	80562	3026
43 AUSTRIA		10120	42737	115097	
44 BELG LUX		21498	258516	281053	
49 DENMARK		6509	12714	28683	
53 FINLAND			462	819	
54 FRANCE		6483	37038	76243	
55 GERMANY W	3743	99368	541192	883664	
67 ITALY	63895	7023	59392	146071	
73 NETHRLNDS	2448	138294	761142	1054261	
78 PORTUGAL	100587	13234	160400	215896	
82 SPAIN	11290	5275	24188	24157	
85 SWEDEN	6051	2125	10868	23989	
86 SWITZRLND	1012	22069	70330	245328	
246 CZECHO S	6656	17797	309479	321691	
277 POLAND	16121		45147	59734	
516 HONG KONG		642	6024	5989	
519 INDIA	644	17741	70078	79919	
559 JAPAN	17653	204213	1633118	2042745	
578 TAIWAN	144911		2201	2397	
752 BRAZIL			50707	52677	
867 HAITI			262	491	
874 MEXICO			50795	42619	
990 U STATES	1372163	2029409	21532261	31239235	
	1808765	2682362	26094080	37804066	
COLORED COT FAB N O P 50 TO 80 C					
1 U KINGDOM	LB				3027
44 BELG LUX	993	647	16818	12171	
55 GERMANY W	6714	4827	231087	176656	
67 ITALY	1806	1379	18357	12383	
73 NETHRLNDS	704	518	11913	8090	
78 PORTUGAL			16853	12493	
			520	410	

* From April 1, 1960

** Discontinued after March 31, 1960

IMPORTS INTO CANADA FOR CONSUMPTION

Commodities and Countries from which Imported	MONTH OF OCTOBER 1960		TEN MONTHS ENDED OCTOBER 1960		Class Number
	Quantities	Values (\$)	Quantities	Values (\$)	
82 SPAIN	21193	12038	50739	31439	
246 CZECHO S	24162	16669	145066	98810	
277 POLAND			78554	48319	
516 HONG KONG			860	440	
519 INDIA	179996	104371	1086632	628717	
559 JAPAN	10086	7313	215390	158769	
874 MEXICO			4555	3626	
990 U STATES	126438	88477	878530	625320	
	372092	236239	2755874	1817643	
COLORED COT FAB NOP UNDER 50 C	LB				3028
1 U KINGDOM			1208	511	
44 BELG LUX			10162	3684	
519 INDIA	81783	37214	1172229	528970	
559 JAPAN			4000	1958	
990 U STATES	773	286	45626	14216	
	82556	37500	1233225	549339	
COTTON DENIMS	LB				3029
519 INDIA			1956	1117	
990 U STATES	190626	131176	2064887	1446335	
	190626	131176	2066843	1447452	
HANDKERCHIEF COTTON BLEACHED	LB				3030
1 U KINGDOM			8091	13953	
559 JAPAN			2254	3362	
990 U STATES			2364	3385	
			12709	20700	
COTTON FABRIC NOT BLEACHED NOP	LB				3031
1 U KINGDOM	4496	3472	50826	48910	
43 AUSTRIA			4835	4092	
44 BELG LUX	4539	2934	93670	58820	
54 FRANCE			3397	2019	
73 NETHRLNDS	780	705	40986	27493	
78 PORTUGAL	283	354	4582	2222	
82 SPAIN	10659	4703	161339	76076	
246 CZECHO S	9319	7292	31673	25263	
355 ISRAEL			10300	4683	
516 HONG KONG			16998	7582	
519 INDIA	296914	131917	2557168	1110473	
527 PAKISTAN	81270	39486	216374	99920	
553 CHINA COM	27641	18619	98202	50546	
559 JAPAN	167784	106819	1802362	1137966	
752 BRAZIL			5163	5345	
990 U STATES	734823	541359	6682955	4623660	
	1338508	857660	11780830	7285070	
CANTON FLANNELS NOT COLOURED	LB				3032
1 U KINGDOM	415	767	19416	35729	
43 AUSTRIA	1282	4846	27421	91650	
44 BELG LUX	2428	2003	9957	7716	
55 GERMANY W	630	1102	2221	3753	
73 NETHRLNDS			33330	37449	
78 PORTUGAL			7930	3894	
82 SPAIN	27661	12373	95856	50861	
86 SWITZRLND	345	1122	11298	38700	
246 CZECHO S	17897	13465	178364	129215	
277 POLAND	12841	7040	139863	108201	
516 HONG KONG	287	197	3919	3480	
519 INDIA	61623	43434	412288	276616	
559 JAPAN	86829	87649	983250	975243	
990 U STATES	75255	103685	514300	663087	
	287493	277683	2439413	2425594	
TOWELLING IN THE WEB	LB				3033
1 U KINGDOM			242	272	
44 BELG LUX			626	879	
246 CZECHO S	9829	6860	78004	52199	
516 HONG KONG			2715	1743	
519 INDIA	9859	6863	19777	13070	
990 U STATES	3831	3778	26470	25804	
	23519	17501	127834	93967	
VOILES SCRIMS NOT COLOURED	LB				3034
1 U KINGDOM			3081	6724	
43 AUSTRIA	763	2541	2443	8943	
54 FRANCE			139	497	
67 ITALY	406	1061	406	1061	
73 NETHRLNDS	3086	2174	21703	15614	
86 SWITZRLND	3017	13482	15833	68754	
246 CZECHO S			17411	13330	
277 POLAND			9963	13890	
519 INDIA	6199	4500	35796	23483	
559 JAPAN	6388	7670	24965	30589	
990 U STATES	20854	30321	351680	402010	
	40713	61749	483420	584895	
COTTON FABRICS BLEACHED N O P	LB				3035
1 U KINGDOM	10521	19353	62716	136738	
43 AUSTRIA	3341	9558	10336	30402	
44 BELG LUX	3935	2887	9557	7540	
55 GERMANY W	1878	2461	16598	21434	
73 NETHRLNDS	3108	3695	43400	50347	
86 SWITZRLND	428	1604	6336	22995	
246 CZECHO S			1881	1532	
277 POLAND	2438	1710	9978	6926	
519 INDIA			18147	10962	
559 JAPAN	1943	2827	3047	4215	
990 U STATES	122403	106188	498936	526635	
	149995	150283	680932	819726	
COTTON CHEESE CLOTH AND GAUZE	LB				3036
1 U KINGDOM	199	472	23772	22249	
519 INDIA			7175	4401	

IMPORTS INTO CANADA FOR CONSUMPTION

Commodities and Countries from which Imported	MONTH OF OCTOBER 1960		TEN MONTHS ENDED OCTOBER 1960		Class Number
	Quantities	Values (\$)	Quantities	Values (\$)	
527 PAKISTAN	1620	878	1620	878	
990 U STATES	276654	236457	2386033	2149173	
POPLIN BLEACHED NOT COLOURED	278473	237807	2418600	2176701	
LB					3037
1 U KINGDOM	2062	6531	8236	19906	
43 AUSTRIA			266	1596	
55 GERMANY W	159	281	1720	2827	
73 NETHRLNDS			1166	1975	
86 SWITZRLND	165	597	1332	3467	
559 JAPAN	30685	34697	307670	329860	
990 U STATES	14500	16789	144544	173552	
COTTON FABRICS COUNT 100	47571	58895	464934	533183	
LB					3039
1 U KINGDOM	50990	149949	383213	1248802	
559 JAPAN			2265	2366	
990 U STATES	4352	11073	17890	32986	
COTTON FABRIC FOR TYPE RIBBON	55342	161022	403368	1284154	
LB					3041
1 U KINGDOM	7670	29238	75902	270826	
43 AUSTRIA			4541	15740	
73 NETHRLNDS	490	2988	6586	20922	
990 U STATES	60	264	3635	33851	
COTTON FABRICS WITH CUT PILE	8220	32490	90664	341339	
LB					3043
1 U KINGDOM	14545	12708	209890	228416	
44 BELG LUX	66	76	679	1344	
54 FRANCE	3381	3853	18636	21052	
55 GERMANY W	28866	51726	224735	407316	
67 ITALY	419	1022	6902	16832	
73 NETHRLNDS	9858	10745	156200	215193	
82 SPAIN			48000	38430	
86 SWITZRLND			111	501	
246 CZECHO S	8239	6418	63562	48374	
277 POLAND			426	333	
516 HONG KONG			1322	1885	
559 JAPAN	144234	182455	1243079	1467854	
990 U STATES	134820	174870	888689	1255452	
COTTON FABRIC KNITTED	344428	443873	2862231	3702982	
LB					3045
1 U KINGDOM	10223	11808	211200	209959	
86 SWITZRLND			152	380	
559 JAPAN			573	518	
990 U STATES	76401	113819	675451	1057013	
COTTON GABARDINES	86624	125627	887376	1267870	
LB					3047
1 U KINGDOM			16420	59978	
44 BELG LUX			757	1520	
55 GERMANY W			938	2339	
990 U STATES	105	104	10789	13981	
COTTON FABRICS FOR BOOK COVERS	105	104	28904	77818	
LB					3050
1 U KINGDOM			34005	34922	
246 CZECHO S			309	191	
990 U STATES	428	573	52381	61637	
LACE NOT COLOURED FOR CLOTHING	428	573	86695	96750	
LB					3051
1 U KINGDOM	793	1512	4573	13544	
43 AUSTRIA	18367	80697	150054	596776	
54 FRANCE	193	1236	5513	32046	
55 GERMANY W	119	524	1514	6518	
67 ITALY			104	711	
73 NETHRLNDS			527	2115	
82 SPAIN			580	1725	
86 SWITZRLND	3384	17923	63044	276612	
246 CZECHO S			22	206	
559 JAPAN			8473	12746	
990 U STATES	1404	7543	20073	127382	
LACE COLOURED FOR CLOTHING	24260	109435	254477	1070381	
LB					3052
1 U KINGDOM	358	979	3142	7742	
43 AUSTRIA	395	1063	5814	22083	
44 BELG LUX			61	215	
54 FRANCE	17	294	1359	7467	
55 GERMANY W			641	3127	
67 ITALY			304	1632	
82 SPAIN			503	1344	
86 SWITZRLND	203	1817	6761	43664	
559 JAPAN			800	1089	
990 U STATES	943	4376	16582	87084	
EMBROIDERIES COTTON N O P	1916	8529	35967	175447	
LB					3053
1 U KINGDOM	609	1617	2540	6824	
43 AUSTRIA	155	1171	1723	10199	
44 BELG LUX			1148	2454	
54 FRANCE	6	143	285	1848	
55 GERMANY W			1174	1926	
67 ITALY	8	201	67	1335	
73 NETHRLNDS			190	772	
86 SWITZRLND	855	3394	5252	44957	
553 CHINA COM	825	1899	825	1899	
990 U STATES	305	860	5621	20437	
LACE BOBBINET NETS COTTON NOP	2763	9285	18825	92651	
LB					3054
1 U KINGDOM	3479	6089	20756	43682	
43 AUSTRIA	131	822	774	5553	
44 BELG LUX	5	84	48	191	

IMPORTS INTO CANADA FOR CONSUMPTION

Commodities and Countries from which Imported	MONTH OF OCTOBER 1960		TEN MONTHS ENDED OCTOBER 1960		Class Number
	Quantities	Values (\$)	Quantities	Values (\$)	
54 FRANCE	4	74	944	6578	
55 GERMANY W			402	969	
73 NETHRLNOS			221	572	
86 SWITZRLND	7	84	366	4113	
246 CZECHO S	170	312	652	1916	
516 HONG KONG			451	2066	
519 INDIA	95	531	741	3891	
553 CHINA COM	196	2432	901	4327	
559 JAPAN			635	387	
990 U STATES	1528	3230	13896	35414	
WHITE COTTON BOBBINET PLAIN	5615	13658	40787	109659	
1 U KINGDOM	YD				3055
	911	432	39216	12401	
STOCKINGS COTTON WOMENS CHILDS	DZ PR				3062
1 U KINGDOM	4327	15459	41133	126071	
54 FRANCE			96	1130	
55 GERMANY W	64	274	64	274	
73 NETHRLNOS			74	154	
82 SPAIN	1880	3996	8905	22725	
86 SWITZRLND			79	1140	
990 U STATES	1181	3197	43912	113339	
STOCKINGS COTTON MENS BOYS	OZ PR				3063
1 U KINGDOM	234	911	6645	22993	
54 FRANCE	28	241	174	2184	
67 ITALY			44	425	
73 NETHRLNOS			323	832	
82 SPAIN	25	148	806	1155	
86 SWITZRLND			88	1004	
246 CZECHO S	246	315	1046	1421	
990 U STATES	4972	18062	69333	231700	
GLOVES COTTON	OZ PR				3064
1 U KINGDOM	595	3633	7464	59972	
19 MALTA	298	2283	2095	12826	
54 FRANCE	108	2080	2665	30964	
55 GERMANY W	956	7457	12764	94793	
67 ITALY	48	280	2451	15167	
73 NETHRLNOS			120	308	
86 SWITZRLND			47	458	
246 CZECHO S	156	611	7413	24437	
516 HONG KONG	3671	7899	47371	114071	
553 CHINA COM	283	773	2383	3087	
559 JAPAN	5325	11973	71539	151131	
990 U STATES	2674	10005	37210	131621	
SHIRTS COTTON NOT KNITTED	LB				3066
1 U KINGDOM	1137	4558	8501	42425	
43 AUSTRIA			285	1023	
44 BELG LUX			201	489	
54 FRANCE	47	168	995	3217	
55 GERMANY W			534	3155	
67 ITALY	207	1071	3809	19214	
73 NETHRLNOS			89	248	
86 SWITZRLND	32	336	1291	8085	
277 POLAND	5732	3136	92467	63423	
516 HONG KONG	51720	45478	652350	660572	
519 INDIA			224	414	
553 CHINA COM	4283	4477	64450	62228	
559 JAPAN	89836	91799	1483699	1635989	
578 TAIWAN	7116	6272	89191	79163	
824 JAMAICA			43965	56019	
874 MEXICO	31	390	352	1900	
990 U STATES	23833	69348	295170	737470	
UNDERWEAR COTTON KNITTED	LB				3067
1 U KINGDOM	21905	47361	139253	299482	
54 FRANCE	63	282	676	2060	
55 GERMANY W			240	672	
73 NETHRLNOS	286	615	20052	34097	
76 NORWAY	121	355	2294	5026	
82 SPAIN			5055	4281	
86 SWITZRLND			80	535	
516 HONG KONG			11545	14716	
559 JAPAN			3899	3956	
990 U STATES	4088	11053	50580	112476	
COTTON CLOTHING N O P WOVEN	LB				3068
1 U KINGDOM	6030	23199	40943	166881	
43 AUSTRIA	183	2094	3931	19932	
44 BELG LUX	624	1610	3913	9615	
49 DENMARK	82	407	375	1459	
54 FRANCE	257	1825	6258	36251	
55 GERMANY W	2289	8217	26714	94476	
59 GREECE			173	481	
64 IRELAND			12	54	
67 ITALY	912	4377	11500	65992	
73 NETHRLNOS	591	1464	4577	10642	
78 PORTUGAL			378	1245	
82 SPAIN	1633	2887	7171	12514	
85 SWEODEN	582	3964	4434	28744	
86 SWITZRLND	877	7291	10223	70181	
246 CZECHO S			1479	2154	
268 HUNGARY			249	526	
279 ROUMANIA			19	96	

IMPORTS INTO CANADA FOR CONSUMPTION

Commodities and Countries from which Imported	MONTH OF OCTOBER 1960		TEN MONTHS ENDED OCTOBER 1960		Class Number
	Quantities	Values (\$)	Quantities	Values (\$)	
355 ISRAEL	698	2700	6782	27619	
516 HONG KONG	117654	126668	3178650	3581663	
519 INDIA			2025	3086	
527 PAKISTAN			15	192	
553 CHINA COM	171	223	3621	5216	
559 JAPAN	157988	184410	2797338	3460656	
567 PHIL			3230	7009	
578 TAIWAN	31708	28465	321584	290633	
614 AUSTRALIA			47	52	
774 PERU	11	159	11	159	
815 BERMUDA			79	802	
864 GUATEMALA			141	378	
874 MEXICO			673	2088	
990 U STATES	85569	186553	771375	1777475	
	407859	586513	7207920	9678271	
DRESSES WVN COTT WOMENS CHLDNS	NO				3069
1 U KINGDOM	101	437	1739	15927	
43 AUSTRIA			24	295	
44 BELG LUX	2	86	86	1031	
54 FRANCE	351	3124	6249	53934	
55 GERMANY W			154	1773	
67 ITALY	585	2329	3328	24259	
82 SPAIN	363	493	363	493	
85 SWEDEN	23	231	722	4964	
86 SWITZRLND	204	853	1124	9372	
516 HONG KONG	420	773	4863	5398	
559 JAPAN	955	668	8304	10394	
578 TAIWAN	7211	6734	7211	6734	
668 U S OCEA			37440	21147	
990 U STATES	8686	29181	227586	890035	
	18901	44909	299193	1045756	
SMOCKS OVRALLS WVN COTTON MENS	LB				3070
1 U KINGDOM			60	192	
73 NETHRLNDS			886	958	
277 POLAND	15515	9062	27699	15444	
516 HONG KONG	3740	5002	88636	82646	
553 CHINA COM	7496	5523	113373	82953	
559 JAPAN	4812	4065	44927	40667	
990 U STATES	10335	16075	223263	377887	
	41898	39727	498844	600747	
RAINCOATS WATERPRODFD COTTON	NO				3071
1 U KINGDOM	2512	22754	14946	144069	
43 AUSTRIA			63	712	
44 BELG LUX			897	8094	
49 DENMARK			109	2107	
54 FRANCE			268	2224	
55 GERMANY W	379	5033	1524	19852	
67 ITALY			192	3904	
76 NORWAY			678	3189	
85 SWEDEN	46	908	171	1980	
86 SWITZRLND			1568	11804	
355 ISRAEL			7	60	
516 HONG KONG	200	819	11795	48165	
559 JAPAN	4043	13848	119847	308479	
990 U STATES	860	3903	10911	59041	
	8040	47265	162976	613680	
CLTHG NOP COTT KNIT INFTS CHLD	LB				3072
1 U KINGDOM	6581	17711	46952	129018	
44 BELG LUX	630	1725	3825	11792	
54 FRANCE			399	830	
55 GERMANY W	934	3352	7165	29017	
73 NETHRLNDS	1111	2944	10413	33697	
516 HONG KONG	1200	1302	52144	56367	
559 JAPAN	10449	13899	191276	231921	
990 U STATES	4121	10780	61794	158769	
	25096	51713	373968	651411	
CLTHG NOP COTT KNIT WOMNS GRLS	LB				3073
1 U KINGDOM	2636	5717	24192	60710	
43 AUSTRIA	23	209	434	2216	
44 BELG LUX	15	73	1225	4102	
54 FRANCE	78	310	1932	9553	
55 GERMANY W			2091	6250	
67 ITALY	184	1343	7309	40435	
73 NETHRLNDS			1243	4176	
85 SWEDEN			283	2566	
86 SWITZRLND	102	584	1240	7058	
516 HONG KONG			4253	4050	
559 JAPAN	116	172	11678	14616	
990 U STATES	4718	19291	51297	192900	
	7872	27699	107177	348532	
CLTHG NOP COTT KNIT MENS BOYS	LB				3074
1 U KINGDOM	4873	10738	70797	167655	
43 AUSTRIA	15	95	1072	4425	
44 BELG LUX			350	1140	
54 FRANCE			2012	6025	
55 GERMANY W			2557	6479	
64 IRELAND	671	1203	2215	3891	
67 ITALY	65	686	2259	12501	
73 NETHRLNDS			1102	1746	
76 NORWAY			81	183	
82 SPAIN	18607	6722	27283	13375	
86 SWITZRLND	10	70	2008	9742	
385 UAR EGYPT			1097	766	
516 HONG KONG	5560	5344	58763	62986	
519 INDIA			12763	14051	
527 PAKISTAN			38205	31525	

IMPORTS INTO CANADA FOR CONSUMPTION

Commodities and Countries from which Imported	MONTH OF OCTOBER 1960		TEN MONTHS ENDED OCTOBER 1960		Class Number
	Quantities	Values (\$)	Quantities	Values (\$)	
559 JAPAN	1 3130	15 589	5 022 17	54 358 88	
990 U STATES	5 398	14 417	70 377	19 420 7	
BAGS COTTON	48 329	54 864	79 515 8	1 074 285	3082
	LB				
990 U STATES	4 541	6 494	52 508	55 306	
BELTING OF COTTON	4 541	6 494	52 508	55 306	3083
	LB				
1 U KINGDOM	4 435	4 189	53 097	55 579	
55 GERMANY W	81	788	1 085	1 971	
990 U STATES	10 755	22 751	120 705	261 779	
BLANKETS OF COTTON	15 271	27 728	174 887	319 329	3084
	LB				
1 U KINGDOM	26	77	77 499	78 967	
44 BELG LUX	6 495 7	54 381	67 567 5	55 276 2	
54 FRANCE			264	193	
55 GERMANY W			80 315	35 464	
73 NETHRLNDS	9 900	3 330	39 203	1 446 66	
78 PORTUGAL			1 554	884	
246 CZECHO S			13 923	8 725	
559 JAPAN	5 674	3 289	19 555	11 419	
990 U STATES	39 37	52 39	88 452	96 364	
BRAIDED WICK FOR CANDLES	8 449 4	66 316	99 644 0	79 924 4	3086
1 U KINGDOM				329	
55 GERMANY W				468	
559 JAPAN				478	
990 U STATES		1 268		24 552	
CURTAINS COTTON N O P		1 268		2 583 4	3087
	LB				
1 U KINGDOM	188	539	2 215	52 60	
55 GERMANY W			231	555	
73 NETHRLNDS			116	298	
85 SWEDEN	250	476	1 172	3157	
86 SWITZRLND			414	2 447	
990 U STATES	7 444	16 179	68 103	132 996	
TABLE AND TRAY CLOTHS COTTON	7 882	17 194	72 251	144 713	3088
	LB				
1 U KINGDOM	11 647	23 901	98 534	209 903	
43 AUSTRIA			122	570	
44 BELG LUX			1426	26 22	
49 DENMARK	34	90	252	597	
54 FRANCE			716	3526	
55 GERMANY W	1 060	1 320	5 994	12 568	
67 ITALY			525	966	
73 NETHRLNDS	562	931	15 937	29 102	
78 PORTUGAL	24	308	645	22 76	
82 SPAIN	1 200	1 244	6 395	10 583	
86 SWITZRLND	240	3 018	1444	12 766	
246 CZECHO S	277	190	1 108	760	
516 HONG KONG	3 577	4 907	26 640	68 713	
519 INDIA	19	56	386	803	
527 PAKISTAN			250	3438	
553 CHINA COM	3 374	5 764	87 604	84 532	
559 JAPAN	10 077	5 273	41 571	31 940	
864 GUATEMALA			94	292	
990 U STATES	13 029	19 500	89 979	147 888	
HANDKERCHIEFS COTTON	45 120	66 502	379 622	61 984 5	3091
	LB				
1 U KINGDOM	16 704	51 105	106 794	297 957	
43 AUSTRIA	169	1 838	10 423	20 612	
54 FRANCE	3	133	159	1437	
55 GERMANY W	572	2 379	2 160	10 404	
67 ITALY			28	530	
73 NETHRLNDS			600	1 424	
82 SPAIN			200	880	
86 SWITZRLND	2 804	4 552 5	20 740	17 737 8	
246 CZECHO S	1 747	2 884	10 336	19 749	
277 POLAND			253	598	
516 HONG KONG	1 664	1 903	3 290	6 125	
559 JAPAN	13 763	22 945	19 503 7	22 318 6	
990 U STATES	9 676	20 205	26 577	71 100	
LADDER TAPES FOR BLINDS	47 102	148 917	376 597	831 380	3092
	LB				
1 U KINGDOM	247	466	1 994	3 690	
990 U STATES	903	1 624	7 527	8 581	
QUILTS COUNTERPANES COTTON	1 150	2 090	9 521	12 271	3094
	LB				
1 U KINGDOM	25	66	14 275	18 167	
44 BELG LUX	346	465	2 641	26 56	
55 GERMANY W	46	51	114	216	
67 ITALY	231	226	3 168	2 129	
73 NETHRLNDS			9 127	8 567	
516 HONG KONG			2 465	19 68	
519 INDIA			11 191	10 245	
553 CHINA COM			145	316	
559 JAPAN	2 139	1 017	24 693	11 966	
990 U STATES	58 292	82 306	82 009 5	101 085 6	
SHEETS COTTON	61 786	84 131	88 791 4	106 708 6	3095
	LB				
1 U KINGDOM	423	640	5 190	7 998	
44 BELG LUX	15 868	12 643	40 914	32 851	
55 GERMANY W	413	620	901	1 247	
73 NETHRLNDS	924 9	5 817	70 055	41 897	
78 PORTUGAL			1 656	3 829	
82 SPAIN			19 757	12 871	
277 POLAND	4 614	6 310	61 937	51 851	

IMPORTS INTO CANADA FOR CONSUMPTION

57

Commodities and Countries from which Imported		MONTH OF OCTOBER 1960		TEN MONTHS ENDED OCTOBER 1960		Class Number
		Quantities	Values (\$)	Quantities	Values (\$)	
516	HONG KONG			232	509	
519	INDIA			1508	862	
553	CHINA COM			2979	2914	
559	JAPAN	18884	17025	174633	123229	
990	U STATES	49993	68458	786087	990624	
		99444	111513	1165849	1270682	
TOWELS COTTON		LB				3096
1	U KINGDOM	673	876	11192	12570	
44	BELG LUX			2327	3664	
54	FRANCE			1576	2017	
55	GERMANY W			74	140	
67	ITALY			1870	2046	
73	NETHRLNDS	2712	3718	23776	31349	
82	SPAIN			1445	1488	
246	CZECHO S	3228	3420	58565	41261	
516	HONG KONG	6163	4456	111882	82466	
519	INDIA	8418	5234	91962	58035	
553	CHINA COM	3221	2067	80181	43733	
559	JAPAN	5153	3541	100892	74793	
990	U STATES	212176	240889	1845665	2074819	
		241744	264201	2331407	2428381	
COTTON MANUFACTURES N O P		LB				3097
1	U KINGDOM	3702	7786	67049	115590	
43	AUSTRIA	18	52	258	1165	
44	BELG LUX	256	337	24140	27209	
49	DENMARK	115	662	1089	4223	
54	FRANCE	251	491	3170	11343	
55	GERMANY W	953	1736	33080	33863	
67	ITALY	15973	5814	65872	22300	
73	NETHRLNDS	423	434	21856	26632	
76	NORWAY			60	130	
78	PORTUGAL			389	814	
82	SPAIN			243	824	
86	SWITZRLND	68	360	1607	9733	
246	CZECHO S	856	800	1788	1485	
258	GERMANY E			56	107	
516	HONG KONG	122	151	6502	7742	
519	INDIA			3357	2693	
527	PAKISTAN			1284	1094	
553	CHINA COM	321	700	1712	2680	
559	JAPAN	28640	18457	416210	321988	
824	JAMAICA			248	470	
990	U STATES	131323	163950	1290428	1719830	
		183021	201730	1940398	2311915	
WASH CLOTHS BATH MATS COTTON		LB				3098
1	U KINGDOM			1235	2034	
44	BELG LUX	160	84	22764	11073	
55	GERMANY W	64	71	240	343	
73	NETHRLNDS			852	1153	
246	CZECHO S	1594	1258	3203	2345	
516	HONG KONG	544	383	39483	23501	
553	CHINA COM	380	216	10011	6798	
559	JAPAN	11522	6550	51248	34709	
990	U STATES	37426	48970	434291	537465	
		51760	57532	563327	619421	
PILLOW CASES COTTON		LB				3100
1	U KINGDOM	4131	5667	22194	33577	
44	BELG LUX			325	272	
55	GERMANY W			374	675	
73	NETHRLNDS			142	134	
78	PORTUGAL			1091	3728	
86	SWITZRLNO			41	306	
277	POLAND	995	1210	22423	17318	
484	SPAN AFR			86	116	
516	HONG KONG	6447	8422	57647	69911	
553	CHINA COM	18435	15345	201100	216952	
559	JAPAN	53220	46116	294124	255563	
990	U STATES	10203	14619	132206	178167	
		93431	91379	731753	776719	
FLAX FIBRE AND TOW		CWT				3111
44	BELG LUX			7149	44356	
73	NETHRLNDS			336	8619	
990	U STATES	6	57	6	57	
		6	57	7491	53032	
HEMP DRESSED OR UNDRESSED		CWT				3112
288	YUGO SLAV			662	13221	
				662	13221	
JUTE AND JUTE BUTTS		CWT				3113
519	INDIA			2000	21831	
527	PAKISTAN			6600	83926	
990	U STATES			588	6833	
				9188	112590	
OAKUM OF FLAX HEMP OR JUTE		CWT				3114
1	U KINGDOM			248	4102	
67	ITALY	177	1256	1093	8210	
73	NETHRLNDS	700	6186	3691	32749	
76	NORWAY			108	1602	
85	SWEDEN			55	1071	
990	U STATES	701	13626	9396	180751	
		1578	21068	14591	228485	
BATTS WADDING VEGETABLE FIBRES		LB				3115
44	BELG LUX			3263	1600	
990	U STATES	200	73	5794	2225	
		200	73	9057	3825	
YARNS JUTE SINGLES N O P		LB				3121
1	U KINGDOM	30139	5735	296415	53984	

IMPORTS INTO CANADA FOR CONSUMPTION

Commodities and Countries from which Imported	MONTH OF OCTOBER 1960		TEN MONTHS ENDED OCTOBER 1960		Class Number
	Quantities	Values (\$)	Quantities	Values (\$)	
519 INDIA			59755	10567	
990 U STATES			1741	719	
YARNS VEGETABLE FIBRE SINGLES	30139	5735	357911	65270	3122
1 U KINGDOM	LB 423	483	14752	6749	
67 ITALY			30329	10026	
990 U STATES			2211	1642	
YARNS CORDS TWINE OF JUTE NOP	423	483	47292	18417	3123
1 U KINGDOM	LB 18238	5839	134726	33080	
990 U STATES	221	288	9185	3226	
YARNS CORDS TWINE VEG FIB NOP	19229	6127	143911	36306	3124
1 U KINGDOM	LB 33129	10060	361141	124327	
49 DENMARK			5202	1898	
55 GERMANY W			1586	895	
64 IRELAND			1334	649	
67 ITALY	2076	960	10688	4377	
73 NETHRLNDS			56168	11397	
78 PORTUGAL	14562	3012	84810	13962	
355 ISRAEL			32619	5348	
516 HONG KONG			1676	731	
874 MEXICO	57326	7709	787724	92327	
990 U STATES	7010	2025	59216	33014	
LINEN THREAD FOR SEWING	114103	23766	1402164	288925	3125
1 U KINGDOM	LB 14656	25428	194393	370858	
43 AUSTRIA	334	429	334	429	
54 FRANCE			2585	3072	
55 GERMANY W			300	548	
64 IRELAND	1305	645	1305	645	
73 NETHRLNDS			957	654	
85 SWEDEN	102	173	402	631	
86 SWITZRLND			741	1523	
990 U STATES	20	98	2326	3621	
YARNS VEG FIBRE FOR WEAVING	16417	26773	203343	381981	3126
1 U KINGDOM	LB 45664	24019	971811	317103	
49 DENMARK			5000	3875	
64 IRELAND	118286	26514	1162849	237908	
519 INDIA			303754	58525	
990 U STATES	5000	2620	57622	22282	
FABRICS CHIEFLY FLAX OR HEMP	168950	53153	2501036	639693	3132
1 U KINGDOM	LB 43505	61169	357472	484179	
44 BELG LUX	639	1879	6526	13228	
49 DENMARK	50	58	3896	6194	
54 FRANCE	43	117	4657	10116	
55 GERMANY W	127	202	2672	4732	
67 ITALY	1112	2602	5199	17834	
85 SWEDEN	60	259	3580	7642	
86 SWITZRLND	242	734	3262	8097	
246 CZECHO S	1583	1149	16733	12132	
990 U STATES	6086	13496	46440	112257	
FABRICS JUTE UNBLEACHED N O P	53447	81665	450437	676411	3134
1 U KINGDOM	YD 100226	23225	1194335	541661	
43 AUSTRIA			69006	8318	
44 BELG LUX	56637	12586	911459	171936	
54 FRANCE	28470	5030	497012	71906	
55 GERMANY W			68071	56788	
73 NETHRLNDS			171731	45369	
519 INDIA	6663201	622981	90544051	7679259	
527 PAKISTAN	999000	90623	4367500	361448	
990 U STATES	35467	27614	885686	158033	
FABRICS OF JUTE N O P	7883001	782059	98708851	9094718	3135
1 U KINGDOM	YD		55065	28653	
44 BELG LUX			22438	3602	
990 U STATES	226	215	31890	13433	
FABRIC JUTE 12INS WIDE OR LESS	226	215	109393	45688	3136
1 U KINGDOM	LB 6857	1833	19595	5443	
44 BELG LUX			330	251	
519 INDIA	5400	1103	287939	55373	
990 U STATES			343	186	
FAB VEG FIB 12INS WIDE OR LESS	12257	2936	308207	61253	3137
1 U KINGDOM	LB 10918	14257	149133	194552	
43 AUSTRIA			72	272	
54 FRANCE	343	1216	1214	4348	
55 GERMANY W	25	82	3738	14421	
73 NETHRLNDS			5160	5735	
246 CZECHO S			199	718	
277 POLAND			1899	1155	
559 JAPAN	3455	12127	59868	67547	
990 U STATES	18973	30758	237116	351941	
FABRICS VEGETABLE FIBRE N O P	33714	58440	458399	640689	3138
1 U KINGDOM	YD 19473	10580	111949	49654	
44 BELG LUX	12447	4749	18024	8580	
54 FRANCE	530	907	2526	9995	
82 SPAIN			955	2618	
86 SWITZRLND			648	1063	
567 PHIL			2710	1250	
874 MEXICO	13763	4372	27293	7600	

IMPORTS INTO CANADA FOR CONSUMPTION

Commodities and Countries from which Imported	MONTH OF OCTOBER 1960		TEN MONTHS ENDED OCTOBER 1960		Class Number
	Quantities	Values (\$)	Quantities	Values (\$)	
990 U STATES	1427	2104	30025	29091	
	47640	22712	194130	109851	
TOWELLING TABLE CLOTHS IN WEB	LB				3139
1 U KINGDOM	3272	4338	64095	79875	
44 BELG LUX			1538	2686	
54 FRANCE			44	149	
55 GERMANY W			99	161	
64 IRELAND			326	414	
67 ITALY			326	1344	
86 SWITZRLND			370	1027	
246 CZECHO S	7213	5419	49005	36657	
262 HUNGARY			1578	1136	
277 POLAND	3925	3834	58815	38045	
287 U S S R			3938	1633	
553 CHINA COM			93	246	
990 U STATES	1005	1457	9661	14082	
	15415	15048	189888	177455	
CLOTHING VEGETABLE FIBRES NOP	LB				3162
1 U KINGDOM	161	2060	4820	31571	
43 AUSTRIA	707	3144	950	4549	
44 BELG LUX			4	95	
54 FRANCE	62	491	1345	7457	
55 GERMANY W	1583	7915	7584	36421	
64 IRELAND	23	197	216	2711	
67 ITALY	1075	2108	2370	5483	
73 NETHRLNDS			18	313	
85 SWEDEN	93	517	882	4827	
86 SWITZRLND	11	101	134	1252	
287 U S S R			32	158	
516 HONG KONG			3658	6106	
559 JAPAN	512	446	83656	109771	
614 AUSTRALIA			80	579	
874 MEXICO			57	172	
990 U STATES	3361	9597	47683	175450	
	7588	26576	153489	386915	
BAGS OF HEMP LINEN JUTE SISAL	LB				3171
1 U KINGDOM	6616	692	27938	4012	
44 BELG LUX			252575	44378	
519 INDIA	209805	35233	289894	46923	
990 U STATES	27633	7559	156021	48691	
	244054	43484	726428	144004	
CARPETING RUGS HEMP JUTE SISAL					3172
1 U KINGDOM		4704		129155	
44 BELG LUX		18656		225259	
54 FRANCE				8663	
55 GERMANY W		259		11710	
64 IRELAND				14560	
67 ITALY		3830		6575	
73 NETHRLNDS		6673		133532	
246 CZECHO S		2087		46756	
415 KENYA		2705		11698	
516 HONG KONG				385	
519 INDIA		80		2194	
559 JAPAN		173		10220	
867 HAITI				3567	
990 U STATES		2358		27863	
		41525		632137	
QUILTS BATH MATS VEG FIBRE NOP	LB				3173
1 U KINGDOM	68	129	100	268	
44 BELG LUX			547	343	
55 GERMANY W			111	193	
67 ITALY	24148	19621	235130	191415	
73 NETHRLNDS			1510	1461	
559 JAPAN	25561	14209	519790	252973	
990 U STATES	42181	55381	348261	432679	
	91958	89340	1105449	886332	
FIRE HDSE LINEN					3174
1 U KINGDOM		2477		71679	
55 GERMANY W				330	
73 NETHRLNDS		959		959	
559 JAPAN				3459	
990 U STATES				8470	
		3436		84897	
HANDKERCHIEFS FLAX OR HEMP	LB				3175
1 U KINGDOM	13805	58190	76583	329233	
43 AUSTRIA			150	2007	
54 FRANCE	42	251	113	1120	
78 PORTUGAL	70	1027	103	1453	
86 SWITZRLND	339	3954	822	11490	
516 HONG KONG	429	5159	5306	51541	
553 CHINA COM			246	3481	
990 U STATES	17	187	97	974	
	14702	68768	83420	401299	
SAILS FOR BOATS AND SHIPS					3176
1 U KINGDOM		1764		58357	
49 DENMARK				1132	
55 GERMANY W				2346	
73 NETHRLNDS		554		4134	
76 NORWAY				92	
559 JAPAN				488	
990 U STATES		1360		48743	
		3678		115292	
TOWELS GLASS CLOTHS CRASH HUCK	LB				3177
1 U KINGDOM	14559	18413	88696	112670	
64 IRELAND			293	396	
78 PORTUGAL			34	287	

IMPORTS INTO CANADA FOR CONSUMPTION

Commodities and Countries from which Imported	MONTH OF OCTOBER 1960		TEN MONTHS ENDED OCTOBER 1960		Class Number
	Quantities	Values (\$)	Quantities	Values (\$)	
246 CZECHO S	21843	16943	222134	168855	
277 POLAND	5068	4205	58035	41715	
516 HONG KONG			1669	10425	
990 U STATES	55	122	5055	12684	
	41525	39683	375916	347032	
SHEETS TABLECLOTHS TOWELS FLAX	LB				3178
1 U KINGDOM	28297	66951	281931	645360	
44 BELG LUX	190	1695	2465	9889	
49 DENMARK			1431	2253	
54 FRANCE			438	2171	
55 GERMANY W			1155	1993	
64 IRELAND			692	1537	
67 ITALY	1624	1892	5005	9276	
73 NETHRLNDS	1343	1465	3728	4796	
78 PORTUGAL	1130	6631	6731	36260	
85 SWEDEN			1914	3043	
86 SWITZRLND	26	76	1571	4133	
246 CZECHO S	9667	7216	42411	35931	
277 POLAND	3301	2294	10410	6861	
484 SPAN AFR			437	2027	
516 HONG KONG	2014	10566	21848	103304	
553 CHINA CDM	3410	8712	24830	67484	
559 JAPAN	17177	10270	148737	99619	
990 U STATES	4582	6268	42786	65943	
	72761	124036	598520	1101880	
JUTE MANUFACTURES N O P	LB				3179
1 U KINGDOM	1175	2430	11842	13987	
73 NETHRLNDS	2758	1114	3331	1399	
990 U STATES	1883	412	38963	18431	
	5816	3956	54136	33817	
VEGETABLE FIBRE MFRS N O P	LB				3180
1 U KINGDDM	4956	8575	251670	211505	
43 AUSTRIA	16	176	237	668	
44 BELG LUX			8693	10072	
49 DENMARK			240	601	
53 FINLAND			4917	1291	
54 FRANCE	106	194	31297	37516	
55 GERMANY W	1087	1089	16798	31272	
67 ITALY	15051	9059	80843	53767	
73 NETHRLNDS	79	87	20683	21581	
76 NORWAY			2611	3366	
78 PORTUGAL	90	352	531	2279	
85 SWEDEN	75	85	2504	2651	
86 SWITZRLND			1949	4404	
246 CZECHO S	321	297	1777	1621	
258 GERMANY E			76	218	
516 HONG KONG	112	97	4375	4510	
519 INDIA			76	141	
527 PAKISTAN			3208	2507	
553 CHINA CDM			598	1477	
559 JAPAN	65224	54129	483414	387448	
752 BRAZIL			617	1098	
874 MEXICO			40	68	
990 U STATES	214537	237808	1865464	2120150	
	301654	311948	2782618	2900211	
RAW SILK AND COCOONS	LB				3201
99D U STATES	5231	24375	30601	136312	
	5231	24375	30601	136312	
GARNETTED SILK WASTES	LB				3202
990 U STATES			2520	2139	
			2520	2139	
THREADS CORDS OR TWIST SILK	LB				3213
1 U KINGDOM	8	76	202	2401	
990 U STATES	138	1601	2439	19380	
	146	1677	2641	21781	
YARNS SILK	LB				3216
67 ITALY			45	421	
559 JAPAN			1060	1584	
990 U STATES	100	406	1237	8565	
	100	406	2342	10570	
FABRICS SILK N O P	YD				3224
1 U KINGDOM	1696	5765	43146	82904	
44 BELG LUX			546	1137	
54 FRANCE	2456	7253	56377	96822	
55 GERMANY W	245	565	23989	37178	
67 ITALY	12804	34739	77162	194321	
82 SPAIN			30	90	
86 SWITZRLND	4650	9993	96279	181455	
277 POLAND			323	927	
516 HONG KONG	52	119	64013	39858	
519 INDIA	477	1163	12083	25501	
553 CHINA COM	200	224	13466	6230	
559 JAPAN	224283	117609	2816930	1577071	
583 THAILAND	2100	4061	2241	4494	
990 U STATES	81071	109487	1095632	1294958	
	330034	290978	4302217	3542946	
RIBBONS SILK UNOER 12 INCHES	LB				322B
1 U KINGDOM	4	52	54	784	
54 FRANCE			26	383	
559 JAPAN	370	2796	976	9468	
990 U STATES	84	1366	3437	56426	
	458	4214	4493	67061	
FABRICS SILK FOR NECKWEAR	YD				3229
1 U KINGDOM	928	2170	21601	28560	
43 AUSTRIA	1280	1376	25627	33101	
44 BELG LUX	200	160	747	744	

IMPORTS INTO CANADA FOR CONSUMPTION

Commodities and Countries from which Imported	MONTH OF OCTOBER 1960		TEN MONTHS ENDED OCTOBER 1960		Class Number	
	Quantities	Values (\$)	Quantities	Values (\$)		
54 FRANCE	4837	3953	48345	49813		
55 GERMANY W	31615	29650	289290	284018		
67 ITALY	416	510	60708	98054		
86 SWITZRLND	6013	13507	103818	178139		
559 JAPAN	11657	7891	116857	99339		
828 TRINIDAD			4840	5370		
990 U STATES	92502	99715	816836	995756		
	149448	158932	1488669	1772894		
UMBRELLA COVERING FABRICS	YD					3230
1 U KINGDOM			656	646		
54 FRANCE	2767	680	38704	9835		
55 GERMANY W	73808	18154	181417	43742		
67 ITALY	2690	1342	6489	4145		
990 U STATES	23246	11407	205376	92483		
	102511	31583	432642	150851		
FABRICS PILE SILK OR SYNTHETIC	YD				3232	
1 U KINGDOM			637	2938		
43 AUSTRIA			1561	1066		
44 BELG LUX	136	732	492	2623		
54 FRANCE	8348	8744	74644	76189		
55 GERMANY W	7225	12925	38869	73308		
67 ITALY			1458	4244		
86 SWITZRLND			950	1484		
877 POLAND			3002	2311		
559 JAPAN	3723	2727	5823	4080		
990 U STATES	37613	105964	419451	1066036		
	57045	131092	546887	1234279		
SOCKS AND STOCKINGS SILK	DZ PR				3244	
1 U KINGDOM	9	216	265	7886		
67 ITALY			20	423		
877 POLAND			200	1113		
990 U STATES	42	2070	1886	101752		
	51	2286	2371	111174		
CLOTHING SILK M O P	OZ				3246	
1 U KINGDOM	12422	18005	61307	95006		
43 AUSTRIA	2414	2731	7738	8185		
54 FRANCE	1738	2988	10366	16636		
55 GERMANY W	1908	2752	3472	3875		
64 IRELAND			89	117		
67 ITALY	15397	17957	86086	93654		
86 SWITZRLND	997	1237	23271	25488		
816 HONG KONG	2576	1620	12446	4761		
819 INDIA			1076	282		
853 CHINA COM			1649	682		
559 JAPAN	2654	1244	101190	22145		
990 U STATES	8184	8983	57055	52866		
	48290	57517	365745	323697		
DRESSES SILK WOMENS CHILDRENS	NO				3247	
1 U KINGDOM	26	959	566	24706		
44 BELG LUX			143	5258		
54 FRANCE	50	3142	1079	81311		
55 GERMANY W			49	1875		
59 GREECE			1	50		
67 ITALY	57	1697	1782	42235		
73 NETHRLNDS			9	279		
85 SWEDEN	1	105	37	2249		
86 SWITZRLND	40	3828	684	46182		
816 HONG KONG	11	171	952	10953		
559 JAPAN			3	334		
990 U STATES	1761	67683	20942	565023		
	1946	77585	26247	780455		
CLOTHING SILK WOMENS CHILDRENS	OZ				3248	
1 U KINGDOM	6332	10191	35671	73310		
43 AUSTRIA	452	844	4203	6834		
44 BELG LUX			3846	1101		
54 FRANCE	3195	3054	43844	66313		
55 GERMANY W	71	185	4440	5811		
67 ITALY	7849	9661	92610	108555		
82 SPAIN			1016	495		
85 SWEDEN			437	614		
86 SWITZRLND	1695	2310	29752	43794		
816 HONG KONG	13675	4576	101275	40931		
819 INDIA			3693	3605		
853 CHINA COM			24918	11011		
559 JAPAN	112754	36855	1028258	333403		
990 U STATES	7604	7859	83605	75215		
	153627	75535	1457568	770992		
HANKERCHIEFS SILK	OZ				3251	
1 U KINGDOM	1038	658	1339	1167		
67 ITALY			500	525		
86 SWITZRLND			348	617		
559 JAPAN	496	190	16560	5504		
990 U STATES	546	824	3880	2787		
	2080	1672	22627	10600		
SILK MANUFACTURES N O P	OZ				3252	
1 U KINGDOM	879	2421	6799	6431		
54 FRANCE	160	96	1760	1449		
55 GERMANY W			906	405		
67 ITALY			3039	2293		
86 SWITZRLND			2151	2119		
816 HONG KONG			1050	520		
559 JAPAN	2188	864	39062	6970		
990 U STATES	25644	6282	59689	25532		
	28871	9663	114456	45719		

IMPORTS INTO CANADA FOR CONSUMPTION

Commodities and Countries from which Imported	MONTH OF OCTOBER 1960		TEN MONTHS ENDED OCTOBER 1960		Class Number
	Quantities	Values (\$)	Quantities	Values (\$)	
WOOL IN THE GREASE	LB				3261
1 U KINGDOM	48667	31732	632473	418302	
64 IRELAND			73591	46540	
427 UN SO AFR			36969	23504	
519 INDIA			61226	41038	
527 PAKISTAN			32632	18427	
614 AUSTRALIA			1222051	505315	
622 NEW ZEAL	35731	21041	2728612	1619836	
744 ARGENTINA	67901	35429	154539	87463	
782 URUGUAY			2002	1829	
990 U STATES	86008	57581	1298262	859720	
	238307	145783	6242357	3621974	
WOOL WASHED OR SCOURED	LB				3262
1 U KINGDOM	37642	30506	806992	671881	
44 BELG LUX	1048	1205	9009	7788	
54 FRANCE			9956	7439	
64 IRELAND	14353	11782	76222	53444	
73 NETHRLNDS			25064	18963	
382 TURKEY			22046	16314	
427 UN SO AFR			475778	295713	
614 AUSTRALIA	224840	132273	5224051	3532201	
622 NEW ZEAL	46840	34165	865227	603715	
744 ARGENTINA	20503	13815	488514	366112	
774 PERU			1143	2434	
782 URUGUAY			160086	100043	
874 MEXICO			572	587	
990 U STATES	63863	60339	855551	763652	
	409089	284085	9020211	6440286	
WOOL PULLED OR SLIPEO	LB				3263
1 U KINGDOM	32556	26707	78362	58389	
427 UN SO AFR			4089	2272	
622 NEW ZEAL	53516	30242	283855	167495	
990 U STATES			32065	21850	
	86072	56949	398371	250006	
HAIR OF CAMEL ALPACA GOAT NOP	LB				3264
1 U KINGDOM	3254	13625	35470	112811	
44 BELG LUX			14439	60534	
54 FRANCE	5030	23582	8618	40983	
55 GERMANY W			16230	4122	
614 AUSTRALIA			600	2434	
774 PERU	4607	9652	28701	48626	
990 U STATES	36096	50576	470686	722040	
	48987	97435	574744	991550	
NOILS WOOL	LB				3265
1 U KINGDOM	16281	13342	221588	191546	
55 GERMANY W	1660	357	39617	17282	
614 AUSTRALIA	10727	8794	10727	8794	
744 ARGENTINA			19334	9070	
752 BRAZIL	7566	4461	197423	108066	
755 CHILE			4149	2029	
774 PERU	989	504	989	504	
782 URUGUAY	16312	7913	331917	159662	
990 U STATES	6740	4169	107773	107510	
	60275	39540	933517	604463	
GARNETTED WOOL WASTE	LB				3267
1 U KINGDOM			27534	29759	
990 U STATES			41473	25412	
			69007	55171	
WOOL TOPS DRY COMBED	LB				3268
1 U KINGDOM	267663	302715	3141881	3767531	
427 UN SO AFR			6150	6920	
990 U STATES			2963	6170	
	267663	302715	3150994	3780621	
WOOL TOPS OIL COMBED	LB				3269
1 U KINGDOM	742872	805397	6398542	7232231	
427 UN SO AFR			13488	14712	
614 AUSTRALIA			39914	51002	
990 U STATES			1344	3908	
	742872	805397	6453288	7301853	
HAIR TOPS	LB				3270
1 U KINGDOM			6828	15178	
990 U STATES	25238	55812	173023	405804	
	25238	55812	179851	420982	
YARNS OR WARPS HAIR FOR MFRERS	LB				3273
1 U KINGDOM	26381	21779	336942	307519	
990 U STATES			16823	23226	
	26381	21779	353765	330745	
YARN MOHAIR FOR PILE FABRICS	LB				3274
1 U KINGDOM	1364	3374	77397	178895	
54 FRANCE			591	3710	
990 U STATES			553	3017	
	1364	3374	78541	185622	
YARNS WOOL FOR 6 OZ FABRICS	LB				3275
1 U KINGDOM	55042	98283	663028	1194745	
54 FRANCE			378	870	
67 ITALY	205	670	205	670	
519 INDIA			1003	1773	
990 U STATES	2500	6003	3292	7570	
	57747	104956	667906	1205628	
WOOLLEN SPUN YARN	LB				3276
1 U KINGDOM	54007	67968	423443	739904	
44 BELG LUX	2818	9903	25982	91684	
54 FRANCE	2867	12965	40073	148720	
55 GERMANY W	1065	2507	11979	25824	
67 ITALY	1635	2918	1858	3385	
73 NETHRLNDS	351	731	567	1107	

IMPORTS INTO CANADA FOR CONSUMPTION

Commodities and Countries from which Imported	MONTH OF OCTOBER 1960		TEN MONTHS ENDED OCTOBER 1960		Class Number
	Quantities	Values (\$)	Quantities	Values (\$)	
86 SWITZRLND			985	1474	
990 U STATES	1535	4976	10744	38325	
WORSTED SPUN YARN	64278	101968	515631	1050423	
1 U KINGDOM	78839	148690	1006600	1647573	3277
44 BELG LUX	2967	10601	4980	17492	
49 DENMARK			390	1124	
53 FINLAND	207	531	494	1206	
54 FRANCE	5119	11714	58198	158465	
55 GERMANY W	5476	14835	37031	85777	
64 IRELAND			662	983	
67 ITALY	1649	3711	22937	43584	
73 NETHRLNDS	1894	3644	15373	30363	
86 SWITZRLND	509	1738	2598	8369	
355 ISRAEL			152	319	
559 JAPAN			2311	3961	
990 U STATES	1984	5532	11731	42501	
WOOL FAB IN GRAY OVR 4 TO 6 OZ	98644	200996	1163457	2041717	
1 U KINGDOM			2744	5638	3281
67 ITALY			256	530	
WOOL FAB IN GRAY 4 OZ OR LESS			3000	6168	
1 U KINGDOM	5304	15831	99343	282234	3282
54 FRANCE			84	495	
KNITTED FABRICS WOOL N O P	5304	15831	99427	282729	
1 U KINGDOM	10629	33547	81911	275828	3283
43 AUSTRIA	79	279	313	2229	
44 BELG LUX	343	1047	1128	3543	
54 FRANCE	1442	3114	3079	7948	
55 GERMANY W	766	3005	1485	4327	
64 IRELAND	4339	13210	4339	13210	
67 ITALY	1885	4447	5207	16031	
73 NETHRLNDS	4883	14787	16327	48821	
86 SWITZRLND	60	227	3749	11494	
614 AUSTRALIA			879	3066	
990 U STATES	14503	43811	93037	284151	
FLANNELS	38929	117474	211454	670648	
1 U KINGDOM	75922	182442	812711	2139013	3284
44 BELG LUX			1012	3952	
54 FRANCE	5367	23764	12777	54027	
55 GERMANY W	557	2551	746	5467	
67 ITALY	9391	13059	133722	167244	
73 NETHRLNDS			207	764	
86 SWITZRLND			7903	31631	
355 ISRAEL			1199	3920	
559 JAPAN			1723	3459	
990 U STATES	660	1916	6334	17533	
OVERCOATINGS	91897	223732	978334	2427010	
1 U KINGDOM	72889	176219	1175593	2584540	3286
43 AUSTRIA			1011	3133	
44 BELG LUX			4627	10135	
54 FRANCE	320	976	4876	17841	
55 GERMANY W			2265	6279	
67 ITALY	42168	47821	636139	718135	
73 NETHRLNDS	2464	6098	18103	51536	
86 SWITZRLND	39	105	5252	15792	
246 CZECHO S			6185	14253	
559 JAPAN			13052	39602	
990 U STATES	536	1725	3690	13225	
TWEEDS	118416	232944	1870793	3474471	
1 U KINGDOM	65867	151089	1015304	2281585	3287
44 BELG LUX			560	590	
49 DENMARK			110	455	
54 FRANCE	28	71	5546	22349	
55 GERMANY W			872	5508	
64 IRELAND			470	1144	
67 ITALY	21914	26924	606401	631674	
73 NETHRLNDS			8074	15505	
82 SPAIN			476	1442	
86 SWITZRLND			158	536	
559 JAPAN			475	1612	
990 U STATES	137	434	9402	25378	
WORSTEDS AND SERGES	87946	178518	1647848	2987778	
1 U KINGDOM	321100	1090868	4312163	14851350	3288
43 AUSTRIA	61	280	5595	22906	
44 BELG LUX	2509	8679	23820	86085	
49 DENMARK	53	314	1593	5290	
54 FRANCE	20218	78406	216489	873233	
55 GERMANY W	2425	11259	32853	125763	
64 IRELAND	278	1139	1490	4568	
67 ITALY	66668	144912	579976	1157301	
73 NETHRLNDS	912	2239	80220	167324	
78 PORTUGAL	101	533	557	1968	
82 SPAIN			2463	7248	
85 SWEDEN	157	1002	1173	6587	
86 SWITZRLND	2952	18324	35207	181584	
246 CZECHO S	3878	9250	31604	72877	
258 GERMANY E	821	872	821	872	
277 POLAND			4505	10374	
355 ISRAEL	420	2861	420	2861	

IMPORTS INTO CANADA FOR CONSUMPTION

Commodities and Countries from which Imported	MONTH OF OCTOBER 1960		TEN MONTHS ENDED OCTOBER 1960		Class Number
	Quantities	Values (\$)	Quantities	Values (\$)	
519 INDIA	840	2051	840	2051	
559 JAPAN	7096	20606	190457	601716	
614 AUSTRALIA			3644	15814	
782 URUGUAY			1313	4924	
813 BAHAMAS			768	4331	
990 U STATES	8806	43074	106714	449089	
	439295	1436669	5634685	18656116	
WOVEN FABRICS N O P WOOL	LB				3289
1 U KINGDOM	38686	89835	457799	920707	
43 AUSTRIA			1445	5995	
44 BELG LUX	3560	11478	7787	23553	
49 DENMARK	961	2368	9155	26941	
54 FRANCE	3266	17229	28634	134181	
55 GERMANY W	3730	14727	19203	73783	
64 IRELAND	30	146	114	353	
67 ITALY	25793	40304	191613	265579	
73 NETHRLNDS	389	1269	10663	24728	
76 NORWAY			941	2274	
78 PORTUGAL			13	64	
85 SWEDEN			2157	6891	
86 SWITZRLND	957	4897	5430	34758	
258 GERMANY E			2267	2395	
519 INDIA	288	569	11629	27828	
559 JAPAN	25	77	7343	20362	
874 MEXICO			130	416	
990 U STATES	5274	13062	106333	283947	
	83659	195961	862656	1854755	
WOOL FAB 12 INS WIDE OR LESS	LB				3291
1 U KINGDOM	154	1027	827	3958	
54 FRANCE	141	868	1037	5731	
55 GERMANY W	66	334	454	2317	
86 SWITZRLND			167	971	
990 U STATES	80	325	699	3227	
	441	2554	3184	16204	
WOOL FABRICS CUT PILE PLUSH	LB				3292
1 U KINGDOM	1032	4063	11454	32225	
55 GERMANY W	2751	7407	17630	43181	
73 NETHRLNDS			1521	3395	
990 U STATES	377	1990	3585	14700	
	4160	13460	34190	93501	
BILLIARD CLOTH OF WOOL FABRIC	LB				3293
1 U KINGDOM	2236	8813	33954	123993	
990 U STATES			462	1429	
	2236	8813	34416	125422	
CARPETS AXMINSTER IN ROLLS	SQ FT				3301
1 U KINGDOM	50008	23426	664054	314107	
44 BELG LUX	8781	2639	187196	82519	
54 FRANCE	6760	3129	67097	30841	
55 GERMANY W	9259	4388	219428	76872	
67 ITALY	3257	2061	16718	6923	
990 U STATES	2865	1094	46034	27479	
	80930	36737	1200527	538741	
CARPETS AXMINSTER SQUARES	SQ FT				3302
1 U KINGDOM	40661	17771	392974	187550	
44 BELG LUX			9837	2794	
49 DENMARK	1385	590	4688	2673	
54 FRANCE			1630	930	
55 GERMANY W	94	73	4500	2652	
67 ITALY			4667	3472	
73 NETHRLNDS			167	149	
85 SWEDEN	296	148	7991	4127	
990 U STATES	728	973	15222	17993	
	43164	19555	441676	222340	
CARPET BRUSSELS WILTON IN ROLL	SQ FT				3303
1 U KINGDOM	357001	214282	4370211	2409218	
44 BELG LUX	484071	221379	4857622	2265868	
49 DENMARK	863	430	3049	1526	
54 FRANCE	13869	6659	96285	44771	
55 GERMANY W	52062	19047	496176	204577	
67 ITALY	14685	9365	145395	84102	
73 NETHRLNDS			3906	2687	
85 SWEDEN			468	350	
246 CZECHOS			378	218	
473 MOROCCO			250	199	
519 INDIA	720	578	10302	9449	
559 JAPAN	1200	443	199099	79140	
990 U STATES	37710	17152	271545	164458	
	962181	489335	10454686	5266563	
CARPET BRUSSELS WILTON SQUARES	SQ FT				3304
1 U KINGDOM	25649	16557	152976	90010	
44 BELG LUX	6627	3758	266504	111600	
49 DENMARK	281	155	6951	4355	
54 FRANCE	1022	707	64465	35438	
55 GERMANY W	1148	1304	27594	22559	
67 ITALY	6618	4125	67430	40828	
73 NETHRLNDS			6531	3158	
85 SWEDEN	337	591	2083	1983	
86 SWITZRLND			753	317	
277 POLAND			1160	835	
473 MOROCCO			3429	4772	
519 INDIA			2612	668	
559 JAPAN	31696	11126	52723	15207	
990 U STATES	17717	10061	95311	66004	
	91095	48384	750522	397734	
CARPETS INGRAIN IN ROLLS	SQ FT				3305
1 U KINGDOM			15936	4186	

IMPORTS INTO CANADA FOR CONSUMPTION

Commodities and Countries from which Imported	MONTH OF OCTOBER 1960		TEN MONTHS ENDED OCTOBER 1960		Class Number
	Quantities	Values (\$)	Quantities	Values (\$)	
44 BELG LUX 990 U STATES			5404	1562	
	2137	1164	15144	12205	
CARPETS INGRAIN SQUARES	2137	1164	36484	17953	
	SQ FT				3306
1 U KINGDOM			1161	457	
44 BELG LUX			2772	1464	
49 DENMARK	972	415	11810	4549	
516 HONG KONG	766	250	21974	5843	
519 INDIA	3164	793	76494	15555	
553 CHINA COM	38087	9504	147966	36377	
559 JAPAN			183404	35530	
990 U STATES			5600	4231	
CARPETS ORIENTAL	42989	10962	451181	104006	
	SQ FT				3307
1 U KINGDOM	108	180	16582	21008	
49 DENMARK	110	276	3729	2874	
53 FINLAND			288	660	
54 FRANCE			2852	6444	
55 GERMANY W	72	83	1349	2308	
59 GREECE			2371	1830	
67 ITALY			1124	709	
73 NETHRLNDS	54	77	2053	2434	
78 PORTUGAL			432	552	
82 SPAIN			2471	3005	
85 SWEDEN	331	582	7874	5128	
86 SWITZRLND			106	414	
262 HUNGARY			1247	1386	
279 ROUMANIA			2017	2690	
347 IRAN			41031	94905	
385 UAR EGYPT	432	302	432	302	
443 ALGERIA	626	929	18932	21434	
473 MOROCCO	415	627	7834	11347	
516 HONG KONG	677	1435	9022	18559	
519 INDIA	45364	45340	822438	834699	
527 PAKISTAN			775	3015	
553 CHINA COM			11776	28521	
559 JAPAN	3617	3682	99915	66451	
874 MEXICO			5185	5644	
886 P RICO			429	899	
990 U STATES	2400	2513	22197	28507	
CARPETS TAPESTRY IN ROLLS	54206	56026	1084461	1165725	
	SQ FT				3308
1 U KINGDOM	383	272	1427	969	
44 BELG LUX			1170	507	
54 FRANCE	12580	6129	189624	84129	
55 GERMANY W	9865	5002	67107	34242	
990 U STATES	10829	7367	20441	13960	
CARPETS TAPESTRY SQUARES	33657	18770	279769	133807	
	SQ FT				3309
54 FRANCE	1813	1057	5478	3407	
55 GERMANY W			1041	577	
990 U STATES			666	525	
MATS HEARTH RUGS AND RUNNERS	1813	1057	7185	4509	
	SQ FT				3310
1 U KINGDOM	2321	839	62543	22782	
44 BELG LUX			7821	2300	
49 DENMARK			108	55	
54 FRANCE			4529	2479	
55 GERMANY W			2161	743	
73 NETHRLNDS	1076	258	12654	3341	
519 INDIA			8456	1790	
559 JAPAN	6567	833	66193	10042	
990 U STATES	1727	520	28100	10681	
GLOVES MITTS AND MITTENS WOOL	11691	2450	192565	54213	
	DZ PR				3320
1 U KINGDOM	801	8419	2173	22598	
43 AUSTRIA	22	300	68	1201	
44 BELG LUX	98	631	115	868	
49 DENMARK			14	368	
54 FRANCE	86	762	289	3199	
55 GERMANY W	627	4657	963	7384	
67 ITALY	2468	14477	8897	48846	
73 NETHRLNDS	48	330	48	330	
76 NORWAY	5	67	15	240	
86 SWITZRLND	264	3260	774	9057	
516 HONG KONG	17552	60231	110459	348887	
553 CHINA COM	300	1337	300	1337	
559 JAPAN	16829	70692	133001	550297	
990 U STATES	1057	8034	9590	51500	
SHAWLS WOOL KNITTED OR WOVEN	40157	173197	266706	1046112	
	LB				3321
1 U KINGDOM	440	1687	8944	28423	
43 AUSTRIA			13	85	
44 BELG LUX	55	223	959	2824	
55 GERMANY W	7	51	14	113	
67 ITALY			26	92	
86 SWITZRLND			69	700	
559 JAPAN			844	3204	
990 U STATES			100	334	
SOCKS AND STOCKINGS WOOL	502	1961	10969	35775	
	DZ PR				3322
1 U KINGDOM	30939	176731	226585	1279942	
43 AUSTRIA			6	51	
53 FINLAND			11	116	
54 FRANCE			163	1047	
55 GERMANY W			159	1098	

IMPORTS INTO CANADA FOR CONSUMPTION

Commodities and Countries from which Imported	MONTH OF OCTOBER 1960		TEN MONTHS ENDED OCTOBER 1960		Class Number
	Quantities	Values (\$)	Quantities	Values (\$)	
64 IRELAND			70	335	
67 ITALY			43	392	
73 NETHRLNDS			262	1066	
76 NORWAY	48	519	1336	8979	
86 SWITZRLND	44	444	129	1245	
559 JAPAN			285	1925	
990 U STATES	162	1216	1312	9380	
	31193	178910	230361	1305576	
UNDERWEAR WOOL KNITTED	LB				3323
1 U KINGDOM	7822	24376	47450	155273	
54 FRANCE	92	551	92	551	
55 GERMANY W	121	299	121	299	
86 SWITZRLND	53	361	484	3908	
990 U STATES	57	235	2567	7706	
	8145	25822	50714	167737	
CLTHNG WVN WOOL WOMENS CHLDRNS	LB				3324
1 U KINGDOM	10084	64734	123436	954329	
43 AUSTRIA	937	5440	2995	17732	
44 BELG LUX	2688	9082	15184	64218	
49 DENMARK			132	1564	
54 FRANCE	1848	17415	14896	217435	
55 GERMANY W	2964	19730	10915	69229	
59 GREECE			28	93	
64 IRELAND	173	2369	1519	17976	
67 ITALY	17766	34828	88674	211938	
73 NETHRLNDS	121	913	15722	83562	
76 NORWAY	41	641	839	3630	
82 SPAIN			205	541	
85 SWEDEN	575	3600	2603	25902	
86 SWITZRLND	2502	22910	12783	127967	
246 CZECHO S	218	872	3856	17772	
355 ISRAEL	513	2217	908	4015	
516 HONG KONG	42	336	3214	4521	
519 INDIA			8	175	
559 JAPAN	6524	22433	136637	384715	
614 AUSTRALIA	48	689	135	2383	
874 MEXICO	422	2694	1554	10575	
990 U STATES	16143	119942	73720	590674	
	63609	330845	509963	2810946	
CLOTHING NOP WOVEN WOOL FABRIC	LB				3325
1 U KINGDOM	9461	53695	38647	238024	
43 AUSTRIA	34	392	118	1054	
44 BELG LUX	602	2505	6752	28360	
54 FRANCE	621	3016	2537	13284	
55 GERMANY W	3071	13617	17178	77662	
64 IRELAND			96	1535	
67 ITALY	318	1073	1587	7727	
73 NETHRLNDS			171	905	
85 SWEDEN	8	191	8	191	
86 SWITZRLND			297	1793	
246 CZECHO S	320	1230	645	2974	
355 ISRAEL	92	349	252	1240	
516 HONG KONG	9	62	36	187	
559 JAPAN	3614	6948	17892	37199	
990 U STATES	38471	12524	77421	60072	
	56621	95602	163637	472207	
CLTHG WVN WOOL OUTER MENS BOYS	LB				3326
1 U KINGDOM	11289	95131	98965	812310	
43 AUSTRIA	55	366	2177	17104	
44 BELG LUX	746	2728	1108	4001	
49 DENMARK	100	512	865	4846	
54 FRANCE	191	2057	2653	21803	
55 GERMANY W	7957	39826	66956	225291	
64 IRELAND	10	82	10	82	
67 ITALY	514	3394	6815	48096	
73 NETHRLNDS	113	463	1440	7541	
76 NORWAY			65	169	
82 SPAIN	1384	4569	3669	10376	
85 SWEDEN	174	1013	751	3811	
86 SWITZRLND	811	6629	1179	9250	
516 HONG KONG			1918	8928	
559 JAPAN	20247	58541	70938	222247	
990 U STATES	15496	20249	61745	118334	
	59087	235560	321254	1514189	
CLTHG NOP WOOL KNIT INFTS CHLD	LB				3327
1 U KINGDOM	3057	14774	40124	192553	
43 AUSTRIA			460	2124	
44 BELG LUX	3451	17167	15345	78830	
49 DENMARK			8	79	
54 FRANCE	446	2374	2204	10224	
55 GERMANY W	954	4517	2701	12900	
67 ITALY	161	787	3789	19055	
73 NETHRLNDS	784	3774	2494	11503	
76 NORWAY			34	151	
82 SPAIN	16	206	671	3925	
86 SWITZRLND	81	611	1303	9328	
516 HONG KONG			140	315	
559 JAPAN	630	1957	5955	19375	
990 U STATES	1689	7636	5803	27165	
	11269	53803	81031	387527	
CLTHG NOP WOOL KNIT WOMNS GRLS	LB				3328
1 U KINGDOM	48840	379849	373872	2996370	
43 AUSTRIA	3774	36193	38299	312071	
44 BELG LUX	1078	5636	6702	30493	
49 DENMARK	206	2244	1665	16998	
53 FINLAND	492	1776	794	3573	

IMPORTS INTO CANADA FOR CONSUMPTION

Commodities and Countries from which Imported	MONTH OF OCTOBER 1960		TEN MONTHS ENDED OCTOBER 1960		Class Number
	Quantities	Values (\$)	Quantities	Values (\$)	
54 FRANCE	5669	37780	35829	233005	
55 GERMANY W	1948	14387	13421	94594	
64 IRELAND			319	2224	
67 ITALY	18835	117792	140385	965703	
73 NETHRLNDS	215	1151	1058	4608	
76 NORWAY	798	4013	4388	20151	
78 PORTUGAL			11	103	
82 SPAIN	15	165	82	756	
85 SWEDEN	105	1121	710	5673	
86 SWITZRLND	3320	33907	25380	269923	
277 POLAND			81	530	
355 ISRAEL	589	6890	4446	47393	
516 HONG KONG	1513	5132	6238	20023	
559 JAPAN	11363	33847	124603	425793	
614 AUSTRALIA			53	252	
990 U STATES	6999	51372	39350	285070	
	105759	733255	817686	5735306	
CLTHG NOP WOOL KNIT MENS BOYS	LB				3329
1 U KINGDOM	27792	157217	154829	850784	
43 AUSTRIA	1371	8653	5208	33106	
44 BELG LUX	268	726	281	845	
49 DENMARK	175	987	2015	4808	
53 FINLAND			441	1882	
54 FRANCE	1727	7341	6075	27663	
55 GERMANY W	585	3582	5600	36612	
64 IRELAND			45	336	
67 ITALY	16483	28891	97232	198002	
73 NETHRLNDS	148	692	232	1026	
76 NORWAY	1769	4839	4294	12753	
82 SPAIN	123	488	641	1721	
85 SWEDEN			136	664	
86 SWITZRLND	1342	7199	4043	27742	
288 YUGO SLAV	593	987	1133	2051	
355 ISRAEL	3004	12596	14877	57740	
559 JAPAN	1035	1755	10714	28007	
990 U STATES	2613	13891	12564	56375	
	59028	249844	320360	1342117	
BLANKETS N O P WOOL	LB				3342
1 U KINGDOM	32905	53207	343642	542650	
43 AUSTRIA			47	168	
44 BELG LUX	2226	2325	57501	47945	
49 DENMARK			587	562	
54 FRANCE			745	1028	
55 GERMANY W			779	1380	
67 ITALY	800	764	11914	9524	
73 NETHRLNDS	22	56	13586	16481	
85 SWEDEN	87	290	1802	2810	
246 CZECHO S			750	293	
559 JAPAN			501	272	
874 MEXICO			41	57	
990 U STATES	5999	8326	77106	131520	
	42039	64968	509001	754690	
FELT PRESSED	LB				3343
1 U KINGDOM	1241	2848	8855	21328	
44 BELG LUX			606	1085	
55 GERMANY W	1926	3052	16043	21902	
246 CZECHO S			518	731	
990 U STATES	7003	7749	40433	60725	
	10170	13649	66455	105771	
RUGS RAILWAY STEAMER AND AUTO	LB				3344
1 U KINGDOM	2419	5763	33972	65878	
43 AUSTRIA	13	107	332	1514	
53 FINLAND			55	254	
55 GERMANY W			4629	4233	
67 ITALY	17232	13093	208469	129226	
85 SWEDEN			297	507	
990 U STATES	41	82	1493	1974	
	19705	19045	249247	203586	
WOOL MANUFACTURES N O P	LB				3345
1 U KINGDOM	1219	3627	65915	51210	
43 AUSTRIA			480	1114	
44 BELG LUX			2016	3964	
49 DENMARK			110	290	
54 FRANCE	199	792	2247	5121	
55 GERMANY W	2141	4980	10536	23244	
64 IRELAND			519	916	
67 ITALY	9	66	1105	981	
73 NETHRLNDS	28	72	649	1171	
76 NORWAY			18	62	
86 SWITZRLND	6	119	24	228	
559 JAPAN	54	81	1743	4531	
874 MEXICO			1387	2128	
990 U STATES	13739	29499	165723	297495	
	17395	39236	252472	392455	
YARN SYNTHETIC ACETATE SINGLES	LB				3360
1 U KINGDOM			3021	3566	
55 GERMANY W			35819	33761	
990 U STATES			89720	85873	
			128560	123200	
YARNS SYNTHETIC SINGLES N O P	LB				3361
1 U KINGDOM	3059	2173	19414	15429	
55 GERMANY W			23904	21728	
67 ITALY			31951	44463	
73 NETHRLNDS	605	953	75747	50576	
86 SWITZRLND	20694	13691	4003	4237	
559 JAPAN	540	1080	589500	271645	
	60000	27892			

IMPORTS INTO CANADA FOR CONSUMPTION

Commodities and Countries from which Imported	MONTH OF OCTOBER 1960		TEN MONTHS ENDED OCTOBER 1960		Class Number
	Quantities	Values (\$)	Quantities	Values (\$)	
990 U STATES	28818	23269	298275	250085	
YARNS THREADS SYNTHETIC N O P	113716	69058	1042794	658163	3362
LB					
1 U KINGDOM	1944	3504	45218	47037	
44 BELG LUX			485	378	
54 FRANCE	200	124	5416	8678	
55 GERMANY W	6334	6268	59081	70361	
67 ITALY	8958	14186	22428	32951	
73 NETHRLNDS	10875	9674	27249	22068	
85 SWEDEN			2411	1619	
86 SWITZRLND	670	818	23785	29649	
559 JAPAN	14400	7765	28890	16702	
990 U STATES	79260	91250	1197419	1259684	
	122641	133589	1412382	1489127	
YARNS SYNTHETIC ACETATE TWIST	LB				3364
1 U KINGDOM			2471	3746	
55 GERMANY W			18	58	
990 U STATES	17276	19282	183210	198549	
	17276	19282	185699	202353	
STAPLE FIBRES SYNTHETIC	LB				3365
1 U KINGDOM	120167	92361	631416	373946	
43 AUSTRIA			393955	101958	
54 FRANCE			5000	2078	
55 GERMANY W	22727	6183	147956	60005	
67 ITALY			134424	36568	
73 NETHRLNDS			3194	830	
85 SWEDEN			21388	5521	
86 SWITZRLND	207	256	207	256	
559 JAPAN	55000	10711	598600	121941	
848 CUBA			366495	139240	
990 U STATES	592104	343766	5171987	3183611	
	790205	453277	7474622	4025954	
TOPS OF SYNTHETIC FIBRES	LB				3366
1 U KINGDOM	15599	8305	166988	86982	
55 GERMANY W	2965	1808	193253	98638	
64 IRELAND			5487	5502	
990 U STATES	9121	7631	139775	122134	
	27685	17744	505503	313256	
WASTE SHORT FIBRE SYNTHETIC	LB				3367
1 U KINGDOM			604	335	
990 U STATES	18796	11615	341763	183560	
	18796	11615	342367	183895	
YARNS FROM POLYAMIDES NYLON	LB				3368
1 U KINGDOM	577	1925	6326	18181	
44 BELG LUX	9969	27967	28679	82076	
54 FRANCE	40	60	977	3901	
55 GERMANY W			35385	75494	
67 ITALY	32669	49530	203124	402306	
73 NETHRLNDS			724	1167	
86 SWITZRLND	275	768	11372	21435	
559 JAPAN	175	342	5625	10453	
990 U STATES	112551	193072	1065828	1737172	
	156256	273664	1358040	2352185	
YARN SYNTHETIC FOR TIRE FABRIC	LB				3369
73 NETHRLNDS			251480	147966	
990 U STATES	35956	18259	1706345	835915	
	35956	18259	1957825	983881	
KNITTED FABRIC SYNTHETIC FIBRE	LB				3371
1 U KINGDOM	2042	6408	53704	67915	
43 AUSTRIA	384	1656	2989	12415	
54 FRANCE	86	564	736	3333	
55 GERMANY W	75	475	1049	2602	
67 ITALY			2107	5858	
86 SWITZRLND	949	4536	2704	11318	
990 U STATES	86813	234674	725444	1864199	
	90349	248313	788733	1967640	
FABRICS SYNTHETIC FIBRE N O P	LB				3372
1 U KINGDOM	61287	97452	451182	758697	
43 AUSTRIA	1602	7574	59508	95359	
44 BELG LUX	1106	1567	51080	57619	
49 DENMARK	35	190	926	2057	
54 FRANCE	4211	20434	53374	233951	
55 GERMANY W	55988	88172	617829	963540	
67 ITALY	50421	59835	552777	753885	
73 NETHRLNDS	14159	21520	139814	229351	
78 PORTUGAL			260	694	
82 SPAIN	318	965	23251	53386	
85 SWEDEN			1149	2175	
86 SWITZRLND	1917	11053	30088	136380	
246 CZECHO S			3061	2396	
355 ISRAEL	2934	5181	12772	27469	
516 HONG KONG	390	1408	3206	7333	
553 CHINA COM	155	249	505	1324	
559 JAPAN	67668	106298	891511	1382986	
990 U STATES	655934	1571832	6646990	15153670	
	918125	1993730	9539283	19862272	
RIBBONS OF SYNTHETIC FIBRES	LB				3373
1 U KINGDOM	822	2618	11085	29291	
44 BELG LUX			57	402	
49 DENMARK			78	118	
54 FRANCE	491	2510	8379	33508	
55 GERMANY W	624	4295	1609	8591	
67 ITALY			8	68	
86 SWITZRLND	2437	10439	27276	80766	
246 CZECHO S			228	480	
559 JAPAN	7582	7118	120908	111274	

IMPORTS INTO CANADA FOR CONSUMPTION

Commodities and Countries from which Imported	MONTH OF OCTOBER 1960		TEN MONTHS ENDED OCTOBER 1960		Class Number
	Quantities	Values (\$)	Quantities	Values (\$)	
990 U STATES	38954	77585	368818	746816	
STOCKINGS NYLON WOMENS	50910	104565	538446	1011314	3376
DZ PR					
1 U KINGDOM	5201	24325	82276	364159	
54 FRANCE	358	2160	3987	24199	
55 GERMANY W	50	279	2116	11216	
67 ITALY			611	2654	
73 NETHRLNDS	20	107	1201	6607	
82 SPAIN	450	1746	600	2444	
246 CZECHO S	1000	3257	5800	18656	
559 JAPAN	4100	12794	26667	84267	
990 U STATES	11184	74539	110586	700139	
STOCKINGS SYNTHETIC MENS	22363	119207	233844	1214341	3378
DZ PR					
1 U KINGDOM	2183	11059	24821	119480	
54 FRANCE	158	1074	5236	29890	
55 GERMANY W			627	2905	
67 ITALY	174	692	2215	8373	
76 NORWAY			92	648	
82 SPAIN			281	999	
86 SWITZRLND	252	2173	1136	9696	
246 CZECHO S			6850	22156	
516 HONG KONG			1460	3263	
559 JAPAN	2000	3510	14353	33897	
990 U STATES	12108	46252	88753	367770	
STOCKINGS SYNTHETIC FIBRE NOP	16875	64760	145824	599077	3379
DZ PR					
1 U KINGDOM	628	2440	30239	80188	
54 FRANCE	22	205	683	3759	
55 GERMANY W	146	872	2118	10359	
559 JAPAN	240	900	1480	4339	
990 U STATES	5375	23461	62791	251845	
GLOVES OF SYNTHETIC FIBRES	6411	27878	97311	350490	3380
DZ PR					
1 U KINGDOM	177	2371	1908	18401	
19 MALTA	90	584	672	4954	
43 AUSTRIA	192	1635	2076	15436	
54 FRANCE	117	2188	772	12417	
55 GERMANY W	3000	18902	41113	231056	
67 ITALY	1968	12853	22815	89107	
246 CZECHO S			4918	18273	
355 ISRAEL			300	1158	
516 HONG KONG	25989	76739	149109	481248	
553 CHINA COM			4755	12743	
559 JAPAN	21995	73344	296925	922360	
990 U STATES	1164	7341	13108	90613	
CLOTHING NOP WOVEN SYNTH FIBRE	54692	195957	538471	1897766	3383
OZ					
1 U KINGDOM	25658	9492	200903	74762	
43 AUSTRIA	1280	572	23965	12086	
44 BELG LUX	86	55	4260	1838	
49 DENMARK			1328	949	
53 FINLAND	760	430	760	430	
54 FRANCE	42007	12717	283651	108894	
55 GERMANY W	60725	11101	312053	55342	
67 ITALY	13995	5653	168089	69649	
73 NETHRLNDS	2869	935	4028	1561	
76 NORWAY			225	161	
78 PORTUGAL			768	376	
82 SPAIN	320	94	2748	2768	
85 SWEDEN	28	173	9867	4116	
86 SWITZRLND	1334	1553	27160	19954	
355 ISRAEL	1506	1213	29392	16232	
516 HONG KONG	641545	43012	13075573	848037	
553 CHINA COM			10809	1621	
559 JAPAN	3691427	258525	65708056	5096637	
567 PHIL			18728	5421	
578 TAIWAN			11500	862	
614 AUSTRALIA			836	633	
813 BAHAMAS			1040	292	
828 TRINIDAD			320	129	
876 NETH ANT			34400	1925	
990 U STATES	744924	179806	5809980	1686204	
DRESSES WVN SYNT WOMENS CHLDNS	5228464	525331	85740439	8010879	3384
NO					
1 U KINGDOM	261	6672	1849	53239	
43 AUSTRIA			61	756	
44 BELG LUX	43	424	94	2450	
54 FRANCE	93	4418	2220	58662	
55 GERMANY W	85	1246	373	6882	
59 GREECE			1	50	
67 ITALY	23	436	231	4452	
73 NETHRLNDS			3	76	
85 SWEDEN	3	56	45	790	
86 SWITZRLND	78	1997	803	32958	
516 HONG KONG	437	1021	875	4112	
559 JAPAN			116931	108414	
813 BAHAMAS			9	627	
990 U STATES	20790	134176	221454	1272653	
UNDERWEAR KNITTED SYNTHETIC	21813	150446	344949	1546121	3385
LB					
1 U KINGDOM	1562	4325	24227	68720	
53 FINLAND			73	215	
54 FRANCE	43	804	1108	6665	
55 GERMANY W			200	749	
73 NETHRLNDS	87	266	559	1566	

IMPORTS INTO CANADA FOR CONSUMPTION

Commodities and Countries from which Imported	MONTH OF OCTOBER 1960		TEN MONTHS ENDED OCTOBER 1960		Class Number
	Quantities	Values (\$)	Quantities	Values (\$)	
86 SWITZRLND			33	185	
516 HONG KONG			1612	2069	
559 JAPAN	6046	14271	11866	19572	
990 U STATES	7494	38763	26817	124672	
CLTHG SYNT FIB KNIT	15232	58429	66495	224413	
INFTS CHLD	LB				3386
1 U KINGDOM	1649	8697	5772	21847	
43 AUSTRIA			166	823	
44 BELG LUX	789	3806	4648	20575	
54 FRANCE			185	2356	
73 NETHRLNDS	17	57	105	649	
516 HONG KONG	1600	4578	1600	4578	
559 JAPAN	1558	4798	69885	113645	
990 U STATES	9068	40845	31504	144433	
CLTHG SYNT FIB KNIT	14681	62781	113865	308906	
WOMNS GRLS	LB				3387
1 U KINGDOM	876	5006	6934	41404	
43 AUSTRIA	92	760	1479	13063	
44 BELG LUX	60	505	253	1819	
54 FRANCE	780	6024	4961	35971	
55 GERMANY W	245	1158	1692	7947	
67 ITALY	1032	5599	3248	21288	
73 NETHRLNDS			1524	4041	
86 SWITZRLND	7	316	422	5942	
516 HONG KONG	5656	13602	13672	35382	
559 JAPAN	24627	73249	178291	437303	
614 AUSTRALIA			68	329	
813 SAHAMAS			20	349	
990 U STATES	34548	127684	175156	747566	
CLTHG SYNTH FIB KNIT	67923	233903	387720	1352404	
MENS BOYS	LB				3388
1 U KINGDOM	747	1818	6233	13934	
43 AUSTRIA			192	1131	
54 FRANCE			112	745	
55 GERMANY W	447	2202	742	3708	
67 ITALY	250	2223	3437	8999	
86 SWITZRLND			430	3718	
559 JAPAN	3204	2632	111171	100996	
990 U STATES	9779	26044	49825	148668	
CURTAINS OF SYNTHETIC FIBRE	14427	34919	172142	281899	
1 U KINGDOM	OZ				3390
54 FRANCE	2240	307	89772	14904	
990 U STATES	2864	1439	14376	6717	
HANDKERCHIEFS SYNTHETIC FIBRE	418211	71173	4316547	730270	
1 U KINGDOM	423315	72919	4420695	751891	
86 SWITZRLND	OZ				3391
559 JAPAN	2726	2977	64	111	
990 U STATES	1391	439	7894	6528	
SYNTHETIC FIBRE MANUFACTRS NOP	4117	3416	93763	18008	
1 U KINGDOM	OZ				3392
43 AUSTRIA	170388	21353	1967631	245761	
44 BELG LUX	192	165	1400	359	
49 DENMARK			192	165	
54 FRANCE	27541	7381	3808	323	
55 GERMANY W	65786	8952	127152	36714	
67 ITALY	259985	17073	344595	62891	
73 NETHRLNDS	20772	1805	2427778	153819	
82 SPAIN			62680	5136	
85 SWEDEN	1994	581	1192	833	
86 SWITZRLND	7398	2320	7820	2868	
516 HONG KONG	3819	395	95673	43543	
527 PAKISTAN			48784	8009	
559 JAPAN	1252702	59634	300	99	
867 HAITI	4871	1582	11131017	576582	
990 U STATES	4498811	560339	22173	8190	
SYNTH FIBRE FOR ELEC APPARATUS	6314259	681580	55506969	5800400	
1 U KINGDOM	OZ				3393
990 U STATES	1904	354	20116	3969	
HAIR CLOTH	3792	759	538381	85450	
1 U KINGDOM	5696	1113	558497	89419	
990 U STATES					3401
KAPOK					
527 PAKISTAN					3411
556 INDONESIA			21	369	
583 THAILAND	445	6973	450	6635	
990 U STATES	41	453	3331	50263	
MANILA FIBRE	486	7426	4822	18614	
1 U KINGDOM	CWT				3412
567 PHIL	1680	39133	630	13650	
845 C RICA			17535	424469	
864 GUATEMALA			4132	115814	
883 PANAMA			1551	44665	
990 U STATES	1680	39133	2271	65820	
SISAL ISTLE TAMPICO FIBRE			18476	519698	
415 KENYA	CWT				3413
425 TANGANYKA	1108	11935	44595	1184116	
446 ANGOLA			3014	27010	
519 INDIA	6860	57437	20391	197455	
			1609	13184	
			7044	59587	

IMPORTS INTO CANADA FOR CONSUMPTION

71

Commodities and Countries from which Imported	MONTH OF OCTOBER 1960		TEN MONTHS ENDED OCTOBER 1960		Class Number
	Quantities	Values (\$)	Quantities	Values (\$)	
556 INDONESIA			2241	13304	
752 BRAZIL	4408	47577	46187	459672	
867 HAITI	8294	78902	59182	560915	
874 MEXICO	1620	24599	58346	564477	
990 U STATES	35447	401526	270763	2922268	
	57737	621976	468777	4817872	
VEGETABLE FIBRE N D P	CWT				3414
1 U KINGDOM			78	1278	
86 SWITZRLND			1	124	
462 FR AF NES			385	10454	
473 MOROCCO			220	1068	
519 INDIA	22	392	60	708	
874 MEXICO			944	4996	
990 U STATES	242	5811	2096	28001	
	264	6203	3784	46629	
BALER TWINE	CWT				3420
1 U KINGDOM	240	3119	38834	496298	
44 BELG LUX			13574	172599	
49 DENMARK	6	88	47116	675408	
73 NETHRLNDS			19344	272046	
78 PORTUGAL			14964	197625	
848 CUBA			43364	517992	
855 DOM REP			2800	33492	
867 HAITI			5920	80641	
874 MEXICO			9579	135497	
990 U STATES	49	647	919	13303	
	295	3854	196414	2594901	
GRASSES SEAWEED MOSSES BAGASSE					3421
1 U KINGDOM		5970		40136	
54 FRANCE				1269	
55 GERMANY W				651	
67 ITALY				2271	
73 NETHRLNDS				100	
76 NORWAY				3515	
516 HONG KONG		335		1865	
519 INDIA				1332	
559 JAPAN		2162		15097	
867 HAITI				12408	
874 MEXICO				15535	
990 U STATES		6391		67991	
		14858		162170	
BINDER TWINE	CWT				3422
1 U KINGDOM	100	1399	6120	90373	
44 BELG LUX			2400	32500	
49 DENMARK			17875	255945	
73 NETHRLNDS			7624	110429	
78 PORTUGAL			507	7242	
848 CUBA			1025	15224	
874 MEXICO			940	12284	
990 U STATES			423	6505	
	100	1399	36914	530502	
COIR AND COIR YARN	CWT				3423
1 U KINGDOM			114	1708	
519 INDIA			3747	33285	
			3861	34993	
MATS RUGS N O P OF COCOA FIBRE	SQ YD				3424
1 U KINGDOM	377	227	634	913	
55 GERMANY W			838	1483	
73 NETHRLNDS	1332	1811	9499	12327	
519 INDIA	13085	5989	99011	46365	
990 U STATES			1065	249	
	14794	8027	111047	61337	
STRAW OR PAPER CARPETING RUGS					3425
1 U KINGDOM				10064	
67 ITALY				171	
516 HONG KONG		359		5258	
559 JAPAN		120		33399	
578 TAIWAN		537		537	
990 U STATES		2916		44167	
		3932		93596	
VEGETABLE FIBRES FOR BRUSHES	CWT				3428
1 U KINGDOM	59	4174	865	18511	
44 BELG LUX	18	231	917	16334	
73 NETHRLNDS			175	3132	
516 HONG KONG			53	1929	
519 INDIA	81	1199	759	5704	
744 ARGENTINA			6	1051	
874 MEXICO	343	19427	2912	147613	
990 U STATES	187	13740	3034	169077	
	688	38771	8721	363351	
MATS CUT PILE OF COCOA FIBRE	SQ FT				3429
73 NETHRLNDS			9417	1625	
519 INDIA	89046	16995	812803	128493	
	89046	16995	822220	130118	
WASTE FOR FURTHER PREPARATION	CWT				3451
1 U KINGDOM	447	14039	10431	192363	
44 BELG LUX	1609	9647	9501	53989	
54 FRANCE			968	6835	
55 GERMANY W	449	3330	2574	23457	
67 ITALY			168	1434	
73 NETHRLNDS	376	3675	3889	30587	
82 SPAIN			13	318	
85 SWEDEN			479	7531	
287 U S S R			8891	23942	
382 TURKEY			1129	5231	
516 HONG KONG			1529	12607	

IMPORTS INTO CANADA FOR CONSUMPTION

Commodities and Countries from which Imported	MONTH OF OCTOBER 1960		TEN MONTHS ENDED OCTOBER 1960		Class Number
	Quantities	Values (\$)	Quantities	Values (\$)	
519 INDIA	1562	9906	8123	53258	
527 PAKISTAN			3557	22426	
553 CHINA COM			2016	4469	
559 JAPAN	160	2004	4682	31287	
622 NEW ZEAL			64	4041	
744 ARGENTINA			327	1564	
752 BRAZIL	50	297	2084	10961	
782 URUGUAY			252	11993	
857 EL SALVD			1899	3146	
886 P RICO			989	10895	
990 U STATES	33850	308071	285638	2932100	
WASTE FOR WIPING RAGS N O P	38503	350969	349203	3444434	
1 U KINGDOM	106	4670	6348	79057	3452
44 BELG LUX	330	1827	1730	21253	
54 FRANCE	45	491	842	9343	
55 GERMANY W			430	2625	
73 NETHRLNDS			896	11169	
85 SWEDEN	20	772	529	12338	
559 JAPAN			2129	22555	
990 U STATES	5923	63991	123000	1166631	
WASTE GARNETTED READY FOR USE	6424	71751	135904	1324971	
1 U KINGDOM	2376	649	26647	5353	3453
73 NETHRLNDS			10031	5039	
559 JAPAN	20000	2270	106000	12285	
990 U STATES	173537	37598	1605475	254163	
BATTS BATTING WADDING N O P	195913	40517	1748153	276840	
990 U STATES	15311	10585	174581	103682	3454
FISH NETS NETTINGS COMMERCIAL	15311	10585	174581	103682	
1 U KINGDOM	40636	75143	541123	853705	3460
49 DENMARK			7263	15026	
54 FRANCE			12208	20029	
55 GERMANY W	368	1008	3774	11189	
73 NETHRLNDS	4109	9039	48100	94888	
76 NORWAY			162	460	
553 CHINA COM			581	1331	
559 JAPAN	21273	42472	376529	780488	
990 U STATES	12716	38751	145539	367953	
FISHING LINES COMMERCIAL	79102	166413	1135279	2145069	
1 U KINGDOM	90472	61383	511282	380267	3461
49 DENMARK			5016	2776	
55 GERMANY W	1052	575	11991	22603	
73 NETHRLNDS	11855	3896	90044	32064	
76 NORWAY			32398	22367	
559 JAPAN	600	798	47301	68326	
990 U STATES	32187	39280	215248	295650	
CORDAGE MANILA OVER 1 IN CIRC	136166	105932	913280	824053	
1 U KINGDOM	167776	47676	1425441	439287	3463
49 DENMARK	1472	412	21208	5200	
64 IRELAND			340	106	
73 NETHRLNDS			3019	611	
78 PORTUGAL	6939	1062	12536	1885	
567 PHIL			21996	4377	
874 MEXICO	9133	1083	136606	16422	
990 U STATES	2447	1589	16619	9041	
CORDAGE COMMERCIAL FISH NET	187767	51822	1637765	476929	
1 U KINGDOM	144540	32480	1596757	406926	3464
44 BELG LUX			185805	44912	
49 DENMARK	24769	6999	206683	54624	
55 GERMANY W			6343	1556	
64 IRELAND			93587	20590	
73 NETHRLNDS	205437	45581	360095	81556	
559 JAPAN			25544	20574	
567 PHIL			25328	5631	
874 MEXICO			84712	10707	
990 U STATES	462	112	10059	4344	
CORDAGE OVER 1 INCH N O P	375208	85172	2594913	651420	
1 U KINGDOM	15205	3686	346283	102589	3465
49 DENMARK			1087	1433	
55 GERMANY W			30	63	
73 NETHRLNDS			9344	8322	
76 NORWAY			1173	241	
559 JAPAN			107	145	
990 U STATES	2016	1072	85158	32850	
COTTON FABRIC RUBBERIZED	17221	4758	443182	145643	
1 U KINGDOM			11073	10831	3472
990 U STATES	29821	26849	398433	335532	
COTTON WINDOW SHADE CLOTH	29821	26849	409506	346363	
1 U KINGDOM	450	339	5407	3843	3473
990 U STATES	1652	2467	18397	24894	
COTTON FABRICS COATED N O P	2102	2806	23804	28737	
1 U KINGDOM	16617	22376	227720	239373	3474
44 BELG LUX			198	481	
54 FRANCE	46	78	5609	6748	
55 GERMANY W	407	600	33696	31074	
73 NETHRLNDS			2523	2797	

IMPORTS INTO CANADA FOR CONSUMPTION

Commodities and Countries from which Imported	MONTH OF OCTOBER 1960		TEN MONTHS ENDED OCTOBER 1960		Class Number
	Quantities	Values (\$)	Quantities	Values (\$)	
85 SWEDEN			2736	2161	
86 SWITZRLND	1165	2991	7602	18103	
559 JAPAN	670	881	6966	4354	
990 U STATES	372460	385141	4212300	4174647	
	391365	412067	4499350	4479738	
ARTISTS CANVAS COATED PREPARED					3475
1 U KINGDOM		322		1478	
44 BELG LUX		371		1068	
73 NETHRLNDS				335	
990 U STATES		764		30063	
		1457		32944	
CANVAS FLAX FOR TENTS AWNINGS	LB				3476
1 U KINGDOM	3643	2090	46942	26690	
990 U STATES	54	80	544	935	
	3697	2170	47486	27625	
FABRICS JUTE COATED	LB				3478
1 U KINGDOM			6008	2910	
990 U STATES	33358	8746	328886	91248	
	33358	8746	334894	94158	
FABRICS VEG FIBRE COATED	LB				3479
1 U KINGDOM	33927	8014	409116	100237	
54 FRANCE	348	233	423	376	
85 SWEDEN			790	547	
559 JAPAN	196321	36344	859479	146759	
990 U STATES	25883	33866	317893	361976	
	256479	78457	1587701	609895	
FABRICS FOR BRATTICE CLOTH	LB				3480
1 U KINGDOM	46708	10824	85871	18556	
990 U STATES	495	94	6231	2215	
	47203	10918	92102	20771	
FABRICS SILK COATED	LB				3481
990 U STATES	422	2036	4547	22538	
	422	2036	4547	22538	
FABRICS WOOL COATED	LB				3483
1 U KINGDOM	52	123	809	2276	
43 AUSTRIA			278	854	
44 BELG LUX			5538	10013	
55 GERMANY W	3488	10107	23313	65624	
990 U STATES	4495	2809	21847	27330	
	8035	13039	51785	106097	
FABRICS SYNTHETIC FIBRE COATED	LB				3484
1 U KINGDOM	1241	1378	7568	7583	
43 AUSTRIA			131	1539	
44 BELG LUX	19111	19033	447781	435357	
54 FRANCE	71	306	125	456	
55 GERMANY W			203	363	
64 IRELAND			824	618	
73 NETHRLNDS	723	766	4747	5315	
559 JAPAN	1745	754	16958	7075	
990 U STATES	287801	404402	2377869	3575726	
	310692	426639	2856206	4034032	
OILCLOTH FLOOR LINOLEUM	LB				3485
1 U KINGDOM	2331105	342156	26144634	3541749	
54 FRANCE	300	69	26044	10264	
55 GERMANY W	1430	165	30388	6011	
73 NETHRLNDS	32417	5931	305223	51777	
990 U STATES	697764	162216	9886332	2323385	
	3063016	510537	36392621	5933186	
OILCLOTH CARRIAGE SHELF TABLE	LB				3486
1 U KINGDOM	6902	4934	35633	25325	
990 U STATES	2952	1491	53693	29086	
	9854	6425	89326	54411	
TYPEWRITER RIBBONS	LB				3487
1 U KINGDOM			2256	5374	
43 AUSTRIA			75	200	
55 GERMANY W			15	422	
246 CZECHO S			724	1709	
990 U STATES	2665	8518	6462	32957	
	2665	8518	9532	40662	
FABRICS COTTON TO COVER RUBBER	LB				3488
1 U KINGDOM	4856	5757	50071	62000	
990 U STATES	925	1344	5345	7003	
	5781	7101	55416	69003	
CORD TIRE FABRICS SYNTH FIBRE	LB				3489
990 U STATES	49376	59387	1491643	1411057	
	49376	59387	1491643	1411057	
LACE EMBROIDERIES BOBBINET NOP	LB				3501
1 U KINGDOM	5612	24970	50360	237823	
43 AUSTRIA	883	5457	5890	34433	
44 BELG LUX			835	1843	
54 FRANCE	3700	38881	45902	416477	
55 GERMANY W	1712	5422	6477	24349	
67 ITALY	157	935	29296	82851	
73 NETHRLNDS	155	804	155	804	
78 PORTUGAL	16	282	24	358	
82 SPAIN			29	478	
86 SWITZRLND	364	2525	11524	85166	
516 HONG KONG			175	891	
519 INDIA	265	1053	1232	2495	
559 JAPAN	7679	19342	71455	214294	
578 TAIWAN	125	3354	499	8372	
990 U STATES	52744	195994	467068	1734994	
	73412	299019	690921	2845628	
CORSETS GIRDLES BRASSIERES					3510
1 U KINGDOM		308		6467	
49 DENMARK				731	

IMPORTS INTO CANADA FOR CONSUMPTION

Commodities and Countries from which Imported	MONTH OF OCTOBER 1960		TEN MONTHS ENDED OCTOBER 1960		Class Number
	Quantities	Values (\$)	Quantities	Values (\$)	
54 FRANCE		1337		11586	
55 GERMANY W		12718		132841	
67 ITALY				170	
73 NETHRLNDS		2205		6983	
355 ISRAEL				94	
516 HONG KONG				45047	
559 JAPAN		22278		221928	
824 JAMAICA		65		17466	
828 TRINIDAD		15534		30867	
990 U STATES		65931		745102	
		120376		1219282	
BRACES OR SUSPENDERS AND PARTS					3511
1 U KINGDOM		1053		10864	
54 FRANCE		361		542	
55 GERMANY W		9894		106036	
67 ITALY		3534		3654	
73 NETHRLNDS				3250	
559 JAPAN		79		395	
990 U STATES		16117		97090	
		31038		221831	
CHURCH VESTMENTS ANY MATERIAL					3512
1 U KINGDOM		1391		17010	
44 BELG LUX				2910	
54 FRANCE		5160		58886	
55 GERMANY W				2536	
64 IRELAND				420	
67 ITALY				1237	
73 NETHRLNDS		1502		2789	
86 SWITZRLND		447		3800	
258 GERMANY E		738		992	
355 ISRAEL				1289	
559 JAPAN		126		5055	
990 U STATES		5412		81088	
		14776		178012	
GARMENTS KNITTED N O P					3514
1 U KINGDOM	LB	11	139	1054	10911
54 FRANCE		160	665	376	1866
55 GERMANY W				79	641
67 ITALY		564	3973	1957	21484
86 SWITZRLND		6	75	6	75
559 JAPAN				1359	4285
990 U STATES		497	1407	3393	11463
		1238	6259	8224	50725
GLOVES MITTS AND MITTENS N O P	DZ PR				3515
1 U KINGDOM		72	1185	5625	27320
54 FRANCE				79	638
55 GERMANY W		10	152	316	1598
67 ITALY				250	2515
73 NETHRLNDS				50	150
86 SWITZRLND		5	79	5	79
516 HONG KONG		4740	19989	21830	89732
553 CHINA COM		100	1406	100	1406
559 JAPAN		8212	33987	71412	274697
990 U STATES		10792	17913	85649	209769
		23931	74711	185316	607904
BERETS OF WOOL KNITTED FULLED	DZ				3516
1 U KINGDOM		918	8778	5608	34062
54 FRANCE		121	1003	882	4563
67 ITALY		51	811	1101	9867
559 JAPAN				600	2420
990 U STATES				31	162
		1090	10592	8222	51074
CAPS BONNETS BERETS N O P	DZ				3517
1 U KINGDOM		1677	19225	33491	209137
43 AUSTRIA		172	1980	548	5835
44 BELG LUX		114	952	305	2315
49 DENMARK		6	162	91	801
54 FRANCE		135	1305	2375	13226
55 GERMANY W		113	668	14016	53912
67 ITALY		669	6706	3480	34202
73 NETHRLNDS		16	272	16	272
76 NORWAY		16	237	329	3168
82 SPAIN				64	255
86 SWITZRLND		403	4282	1220	13060
288 YUGO SLAV		110	596	110	596
516 HONG KONG		1218	2539	2662	8474
559 JAPAN		4389	15962	212935	332478
774 PERU		102	1249	102	1249
990 U STATES		12497	43494	156551	460818
		21637	99629	428295	1139798
HATS OF FUR FELT MENS	DZ				3518
1 U KINGDOM		268	15041	1359	71904
43 AUSTRIA		11	603	23	1246
44 BELG LUX				55	3028
54 FRANCE				2	257
55 GERMANY W				2	59
67 ITALY		61	4651	135	9565
990 U STATES		13	1128	302	18452
		353	21423	1878	104511
HATS OF WOOL FELT	DZ				3519
1 U KINGDOM		88	1643	472	9797
43 AUSTRIA				6	287
55 GERMANY W				142	1398
67 ITALY		41	630	41	630
516 HONG KONG				400	1356
990 U STATES		562	10987	3634	64365
		691	13260	4695	77833

IMPORTS INTO CANADA FOR CONSUMPTION

Commodities and Countries from which Imported	MONTH OF OCTOBER 1960		TEN MONTHS ENDED OCTOBER 1960		Class Number
	Quantities	Values (\$)	Quantities	Values (\$)	
HATS OF FUR FELT WOMENS	00Z				3520
1 U KINGDOM	29	1437	509	19779	
43 AUSTRIA	6	299	64	3741	
54 FRANCE	13	1425	319	16483	
55 GERMANY W			29	854	
67 ITALY	81	1457	286	9077	
86 SWITZRLND			168	10359	
990 U STATES	154	6324	1280	56371	
	283	10942	2655	116664	
HATS N O P	00Z				3521
1 U KINGDOM	569	8491	4065	61305	
43 AUSTRIA	4	184	38	2159	
44 BELG LUX			10	692	
49 DENMARK			32	1137	
54 FRANCE	55	2189	1787	47804	
55 GERMANY W	586	7872	2539	41168	
67 ITALY	418	4944	11091	81127	
73 NETHRLNDS			20	1882	
76 NORWAY			122	1289	
86 SWITZRLND	81	1790	652	17493	
516 HONG KONG			1330	3431	
559 JAPAN	342	1912	21118	45299	
824 JAMAICA			156	1564	
874 MEXICO			4544	6259	
990 U STATES	3536	86505	53768	1148893	
	5591	113887	101272	1461502	
FIREMENS AND OTHER HELMETS					3522
1 U KINGDOM		231		4773	
55 GERMANY W		6260		63945	
67 ITALY				493	
559 JAPAN				6009	
614 AUSTRALIA				2434	
990 U STATES		47870		500063	
		54361		577717	
KNITTED GOODS N O P	LB				3524
1 U KINGDOM	532	1287	6151	13526	
43 AUSTRIA	53	236	256	1363	
54 FRANCE	746	1874	1757	5586	
55 GERMANY W	1058	2229	4120	8310	
67 ITALY	385	966	1404	3968	
73 NETHRLNDS			836	1901	
86 SWITZRLND	186	650	432	1524	
516 HONG KONG			16	87	
559 JAPAN	2846	1792	6351	5916	
990 U STATES	52020	89352	387800	690804	
	57826	98386	409123	732985	
CHENILLE YARNS AND CORDS	LB				3548
559 JAPAN	95	116	1259	1219	
990 U STATES	413	506	4142	5857	
	508	622	5401	7076	
USED BAGS OF VEGETABLE FIBRE					3550
1 U KINGDOM				1354	
990 U STATES		1314		13603	
		1314		14957	
BELTING N O P	LB				3551
1 U KINGDOM	106	334	13128	17953	
55 GERMANY W			362	2562	
73 NETHRLNDS			883	4864	
86 SWITZRLND			1586	8136	
990 U STATES	8926	15365	66566	138909	
	9032	15699	82525	172424	
BLANKETS FOR PRINTING PRESSES					3552
1 U KINGDOM		151		37971	
55 GERMANY W				902	
886 P RICO		907		16177	
990 U STATES		62625		471114	
		63683		526164	
BRAIDS CORDS FRINGES NOP					3553
1 U KINGDOM		3663		18220	
43 AUSTRIA				86	
54 FRANCE		3471		12605	
55 GERMANY W		7444		25084	
67 ITALY		434		1914	
73 NETHRLNDS				2477	
85 SWEDEN				311	
86 SWITZRLND		407		5558	
246 CZECHO S		1079		7362	
559 JAPAN		653		19580	
990 U STATES		43330		472912	
		60481		566109	
CARPETS N O P	SQ FT				3554
1 U KINGDOM	24700	5621	380054	99772	
44 BELG LUX	112666	18419	784886	141699	
49 DENMARK	1128	426	10618	4800	
54 FRANCE			3277	1521	
55 GERMANY W	699	423	5577	2297	
67 ITALY	13737	3007	100940	25098	
73 NETHRLNDS	240	189	9686	2992	
85 SWEDEN			10997	4062	
516 HONG KONG			6111	376	
519 INDIA			10695	1235	
559 JAPAN	125723	15411	1221653	185240	
614 AUSTRALIA	315	61	89628	30638	
867 HAITI			5298	3929	
990 U STATES	129434	62206	1204718	465226	
	408642	105763	3844138	968885	

IMPORTS INTO CANADA FOR CONSUMPTION

Commodities and Countries from which Imported	MONTH OF OCTOBER 1960		TEN MONTHS ENDED OCTOBER 1960		Class Number
	Quantities	Values (\$)	Quantities	Values (\$)	
CURTAINS N O P					3557
1 U KINGDOM		246		4924	
67 ITALY				719	
85 SWEDEN				1066	
559 JAPAN				1591	
990 U STATES		12803		104335	
		13049		112635	
HAT BRAIDS NOT OVER 6 INCHES					3559
67 ITALY		1169		12527	
86 SWITZRLND		23644		194943	
559 JAPAN				7671	
990 U STATES		2306		38120	
		27119		253261	
HAT SWEATS CAP PEAKS AND BANDS					3560
1 U KINGDOM		2002		8962	
44 BELG LUX				4263	
67 ITALY		73		1136	
516 HONG KONG				1861	
559 JAPAN		727		18283	
990 U STATES		25905		397436	
		28707		431941	
HOODS AND SHAPES OF FUR FELT	DOZ				3561
1 U KINGDOM	629	14601	5045	125626	
43 AUSTRIA	15	647	313	12439	
54 FRANCE	271	10005	3178	68786	
55 GERMANY W			112	1679	
67 ITALY	2012	33494	17339	288997	
86 SWITZRLND	32	603	289	6773	
246 CZECHO S	2159	29417	16804	243626	
990 U STATES	472	10296	1457	24960	
	5590	99063	44537	772886	
HOODS AND SHAPES KNITTED	DOZ				3563
54 FRANCE	298	1803	1056	8407	
67 ITALY	2255	11766	9964	62041	
86 SWITZRLND	161	2681	2271	35265	
246 CZECHO S	119	1859	276	4214	
516 HONG KONG	500	3658	5649	39853	
553 CHINA COM	1500	8845	5742	44375	
556 INDOONESIA			10200	2782	
559 JAPAN	3540	13925	16053	58541	
578 TAIWAN	530	6934	3571	24708	
614 AUSTRALIA			700	8796	
763 ECUADOR			598	4712	
874 MEXICO	972	1482	4295	6154	
990 U STATES	989	10572	14563	114899	
	10864	63525	74938	414747	
HOODS AND SHAPES N O P	DOZ				3564
1 U KINGDOM	13	580	57	936	
54 FRANCE			11	289	
67 ITALY	289	2727	2836	28728	
86 SWITZRLND	54	1010	1235	17505	
246 CZECHO S			837	14700	
559 JAPAN	26	103	578	2515	
874 MEXICO			1300	1014	
990 U STATES	1056	6753	9995	87538	
	1438	11173	16849	153225	
SURGICAL DRESSINGS					3566
1 U KINGDOM		37735		397823	
44 BELG LUX				1256	
49 DENMARK				324	
55 GERMANY W		6036		38600	
559 JAPAN				72	
990 U STATES		60852		559435	
		104623		997510	
ELASTIC WEBBING WOVEN FOR MFRS	LB				3567
1 U KINGDOM	413	704	3221	6422	
43 AUSTRIA			49	101	
54 FRANCE			1215	4548	
55 GERMANY W	150	445	1603	4127	
67 ITALY	121	329	3080	6086	
73 NETHRLNDS			610	1021	
559 JAPAN	972	675	115449	91011	
990 U STATES	3436	8690	53119	119641	
	5092	10843	178346	232957	
ELASTIC WEBBING WOVEN N O P	LB				3568
1 U KINGDOM	228	455	14886	18085	
43 AUSTRIA			123	308	
44 BELG LUX	320	398	1669	2522	
55 GERMANY W	1660	2925	6884	13440	
67 ITALY	837	2054	21264	38648	
73 NETHRLNDS			1305	2780	
559 JAPAN	12716	8467	177199	134427	
990 U STATES	17327	38251	123359	289433	
	33088	52550	346689	499643	
CORDED RIBBONS FOR MENS HATS	LB				3570
55 GERMANY W			24	176	
559 JAPAN			120	525	
990 U STATES	601	3144	19521	100232	
	601	3144	19665	100933	
FIBRE OR TEXTILE PRODUCTS N O P					3573
1 U KINGDOM		112		3759	
67 ITALY		348		14960	
86 SWITZRLND		113		388	
516 HONG KONG		69		69	
559 JAPAN				2059	
990 U STATES		16152		107791	
		16794		129026	

IMPORTS INTO CANADA FOR CONSUMPTION

Commodities and Countries from which Imported	MONTH OF OCTOBER 1960		TEN MONTHS ENDED OCTOBER 1960		Class Number
	Quantities	Values (\$)	Quantities	Values (\$)	
BRAIDED CORD 1 IN CIRC OR LESS	LB				3574
1 U KINGDOM	49	126	4538	3586	
85 SWEDEN			576	272	
990 U STATES	5106	4829	50160	40365	
	5155	4955	55274	44223	
ELASTIC WEBBING BRAIDED	LB				3576
1 U KINGDOM			3623	7094	
54 FRANCE			400	1556	
55 GERMANY W	213	655	3179	6135	
67 ITALY			4372	7693	
73 NETHRLNDS			1105	2476	
355 ISRAEL			1100	1843	
559 JAPAN	37334	28027	426442	314321	
990 U STATES	8072	17999	80655	179157	
	45619	46681	520876	520275	

IMPORTS INTO CANADA FOR CONSUMPTION

Commodities and Countries from which Imported	MONTH OF OCTOBER 1960		TEN MONTHS ENDED OCTOBER 1960		Class Number
	Quantities	Values (\$)	Quantities	Values (\$)	
<u>GROUP 4</u>					
WOOD WOOD PRODUCTS AND PAPER					
CANE REED OR RATTAN					
					4002
55	GERMANY W			5175	
73	NETHRLNDS	122		122	
516	HONG KONG	497		6120	
519	INDIA	178		15421	
524	MALAYA	446		3620	
559	JAPAN			2989	
567	PHIL			591	
990	U STATES	1355		10694	
		2598		44732	
OSIERS WILLOWS AND BAMBOOS					
					4003
516	HONG KONG			1102	
519	INDIA	1086		2690	
545	BURMA			200	
559	JAPAN	360		7878	
744	ARGENTINA	1649		3296	
990	U STATES	294		10352	
		3389		25518	
CORKWOOD UNMANUFACTURED					
					4011
78	PORTUGAL	20980		25607	
82	SPAIN			1106	
990	U STATES	456		10189	
		21436		36902	
HICKORY BILLETS					
					4022
990	U STATES	7151		88701	
		7151		88701	
POLES TELEGRAPH AND PILING					
					4024
614	AUSTRALIA		96	4372	
990	U STATES	6422	67600	1892316	
		6422	67696	1896688	
RAILWAY TIES					
					4025
990	U STATES	88892	437105	555016	2476610
		88892	437105	555016	2476610
LOGS ROUND UNMANUFACTURED NOP					
					4026
990	U STATES	M FT			
		11334	740827	148686	8036185
		11334	740827	148686	8036185
HANDLE SHINGLE BOLTS FELLOES					
					4032
990	U STATES			2485	
				2485	
HUB LAST WAGON OAR GUN BLOCKS					
					4033
53	FINLAND			4025	
990	U STATES	61882		558658	
		61882		562683	
TEAK AMARANTH TROPICAL WOODS					
					4041
1	U KINGDOM	747		2601	
49	DENMARK			891	
55	GERMANY W			5317	
73	NETHRLNDS			34612	
414	GHANA			22753	
454	FR EQ AFR			3132	
516	HONG KONG			16667	
524	MALAYA	5742		32947	
529	B E I NES			5265	
545	BURMA			9862	
559	JAPAN			7885	
567	PHIL			5410	
583	THAILAND	14895		45125	
614	AUSTRALIA	2768		20345	
716	B GUIANA	1600		12764	
752	BRAZIL			4291	
755	CHILE			1706	
763	ECUADOR			1153	
855	DOM REP			117	
864	GUATEMALA	5371		10968	
879	NICARAGUA			4915	
990	U STATES	23668		188510	
		54791		437236	
ASH WHITE					
					4042
990	U STATES	M FT			
		121	18801	1278	205859
		121	18801	1278	205859
CEDAR					
					4043
990	U STATES	M FT			
		332	50664	3391	427868
		332	50664	3391	427868
FIR					
					4045
990	U STATES	M FT			
		4211	391715	44305	4342952
		4211	391715	44305	4342952
GUMWOOD					
					4046
990	U STATES	M FT			
		15	3319	318	60775
		15	3319	318	60775
HEMLOCK					
					4047
990	U STATES	M FT			
		209	13219	6273	505984
		209	13219	6273	505984
HICKORY					
					4048
990	U STATES	M FT			
		16	3099	102	18397
		16	3099	102	18397
MAHOGANY					
					4049
73	NETHRLNDS			59	28952
414	GHANA	4	1146	582	70484
418	NIGERIA			110	23990

IMPORTS INTO CANADA FOR CONSUMPTION

Commodities and Countries from which Imported	MONTH OF OCTOBER 1960		TEN MONTHS ENDED OCTOBER 1960		Class Number
	Quantities	Values (\$)	Quantities	Values (\$)	
457 FR W AFR			25	4142	
462 FR AF NES			147	21789	
516 HONG KONG			40	5313	
524 MALAYA			13	937	
529 B E I NES			127	15600	
559 JAPAN	530	85431	3487	625939	
567 PHIL	91	17939	1125	190821	
578 TAIWAN	37	4581	467	76434	
758 COLOMBIA			1452	199573	
817 B HOND	1	583	33	6810	
869 HONDURAS	17	6398	126	38172	
883 PANAMA			4	1248	
990 U STATES	184	68631	1819	463361	
DAK	864	184709	9616	1773565	
559 JAPAN			65	17285	4050
990 U STATES	4198	526437	38501	4808633	
PINE SOUTHERN YELLOW OR PITCH	4198	526437	38566	4825918	
990 U STATES					4051
PINE WHITE OR OTHER N O P	311	52865	3395	611064	
752 BRAZIL	311	52865	3395	611064	
990 U STATES					4052
POPLAR			500	78430	
990 U STATES	2136	201576	19006	1803691	
	2136	201576	19506	1882121	
REDWOOD					4053
990 U STATES	256	27698	2762	314016	
	256	27698	2762	314016	
WALNUT					4054
990 U STATES	1424	243613	15539	2550193	
	1424	243613	15539	2550193	
					4055
414 GHANA			8	1575	
990 U STATES	366	103642	4403	1437047	
LUMBER AND TIMBER HARDWOOD NOP	366	103642	4411	1438622	
559 JAPAN					4056
990 U STATES	9	2130	157	26169	
	1655	188011	19827	2273146	
	1664	190141	19984	2299315	
LUMBER AND TIMBER N O P					4057
85 SWEDEN			55	1375	
990 U STATES	382	35387	4473	488908	
HARDWOOD FLOORING	382	35387	4528	490283	
					4058
1 U KINGDOM			1	77	
559 JAPAN	88	10557	267	31910	
990 U STATES	981	141544	10254	1423740	
PINE PONDEROSA AND SUGAR	1069	152101	10522	1455727	
990 U STATES					4059
	2043	215425	19942	2233728	
PLYWOOD HARDWOOD	2043	215425	19942	2233728	
					4067
1 U KINGDOM			436336	41093	
43 AUSTRIA			5671	607	
49 DENMARK			11902	2330	
53 FINLAND	121550	8242	1676813	110785	
54 FRANCE	52258	4488	802777	66501	
55 GERMANY W	83066	6142	1213012	103498	
67 ITALY			50439	5440	
73 NETHRLNDS			732441	79228	
78 PORTUGAL	77517	5933	279043	21369	
82 SPAIN			53294	4199	
287 U S S R	591315	23507	2978444	115815	
288 YUGO SLAV			22336	3518	
355 ISRAEL			341859	29454	
418 NIGERIA			18074	1713	
454 FR EQ AFR			1373354	108705	
524 MALAYA			351118	28177	
553 CHINA COM			38134	2688	
559 JAPAN	2496037	169834	37166167	2967977	
567 PHIL			16000	1452	
578 TAIWAN	294481	17900	5227267	307477	
614 AUSTRALIA			16380	2767	
990 U STATES	147886	26397	1972859	382192	
PLYWOOD SOFTWOOD	3864110	262443	54783720	4386985	
					4069
55 GERMANY W			92598	3701	
67 ITALY			28800	2712	
85 SWEDEN			29894	1891	
578 TAIWAN			12800	1391	
990 U STATES	120721	7253	4233175	264289	
LATHS	120721	7253	4397267	273984	
					4071
990 U STATES			10	229	
			10	229	
SHINGLES OF WOOD					4074
990 U STATES	900	7475	10501	75192	
	900	7475	10501	75192	
VENEERS OF ROSEWOOD ETC					4075
1 U KINGDOM				307	
44 BELG LUX				11675	
54 FRANCE				63952	
55 GERMANY W		7562		349081	
73 NETHRLNDS				6047	
85 SWEDEN				3182	
449 BEL CONGO		4803		69783	

IMPORTS INTO CANADA FOR CONSUMPTION

Commodities and Countries from which Imported	MONTH OF OCTOBER 1960		TEN MONTHS ENDED OCTOBER 1960		Class Number
	Quantities	Values (\$)	Quantities	Values (\$)	
559 JAPAN				16315	
567 PHIL				46140	
752 BRAZIL				97	
990 U STATES		10783		231439	
VENEERS OF WOOD N O P		23148		798018	
1 U KINGDOM				2071	4076
49 DENMARK				1532	
54 FRANCE				8179	
55 GERMANY W				14671	
67 ITALY				496	
86 SWITZRLND		653		653	
449 BEL CONGO		7136		83990	
454 FR EQ AFR				26121	
545 BURMA				26366	
559 JAPAN				3656	
990 U STATES		129807		1507519	
VENEERS OF WOOD TAPED JOINTED		137596		1675254	
49 DENMARK				989	4077
559 JAPAN		2331		2427	
567 PHIL				2455	
990 U STATES		7321		71267	
VENEERS AUSTRALIAN BLACKWOOD		9652		77138	
1 U KINGDOM				429	4078
990 U STATES		13791		61006	
PLYWOOD FACED WITH METAL		13791		61435	
55 GERMANY W				8639	4079
990 U STATES		53		45936	
PULPWOOD		53		54575	
990 U STATES	CORD				4083
	13727	248928	208833	3459307	
SAWDUST AND WOOD FLOUR		13727	208833	3459307	
76 NORWAY		1910		2937	4084
990 U STATES		40084		328987	
WOOD UMANUFACTURED N O P		41994		331924	
44 BELG LUX				8697	4085
990 U STATES		11391		48553	
BARRELS EMPTY		11391		57250	
54 FRANCE	NO		129	516	4091
990 U STATES		48499	130857	308026	
STAVES OAK SAWN SPLIT OR CUT		48499	130857	308155	
990 U STATES	M	265	60062	2307	4094
STAVES N O P		265	60062	2307	
1 U KINGDOM	M			5	4097
990 U STATES		43	2502	1035	
HOOPS HEADS AND LINERS OF WOOD		43	2502	1040	
990 U STATES					4099
CORK SLABS BOARDS		12270		192113	
1 U KINGDOM		12270		192113	
49 DENMARK				14783	4101
55 GERMANY W				21203	
78 PORTUGAL		29648		289	
82 SPAIN		59199		130800	
473 MOROCCO				244827	
990 U STATES		4752		25280	
WORKS THREE FOURTHS IN OR LESS		93599		83374	
78 PORTUGAL	LB			520556	4102
990 U STATES		401	657	2255	
WORKS OVER THREE FOURTHS INCH		401	657	2366	
1 U KINGDOM	LB			4621	4103
78 PORTUGAL		2876	3523	780	
82 SPAIN		683	2830	43284	
990 U STATES		60	232	4486	
CORK SLABS BOARDS FOR MFRS		3619	6585	2872	
55 GERMANY W				63797	4104
78 PORTUGAL			117515	1563	
82 SPAIN				761446	
473 MOROCCO				222463	
990 U STATES		34718		30260	
MANUFACTURES OF CORKWOOD N O P		152233		520610	
1 U KINGDOM				1536342	4105
55 GERMANY W			3268	39660	
73 NETHRLNDS			71	890	
78 PORTUGAL			878	38593	
82 SPAIN			669	10358	
990 U STATES			1210	4061	
BILLETS OF WOOD FOR BATS			10886	92911	
990 U STATES			16982	186473	
WOOD HANDLES FOR AGRIC IMPL					4112
990 U STATES		10617		91826	
		10617		91826	
					4114
		22781		319320	
		22781		319320	

IMPORTS INTO CANADA FOR CONSUMPTION

Commodities and Countries from which Imported	MONTH OF OCTOBER 1960		TEN MONTHS ENDED OCTOBER 1960		Class Number
	Quantities	Values (\$)	Quantities	Values (\$)	
HANDLES OF WOOD N O P					4118
1 U KINGDOM		66		3126	
49 DENMARK				59	
55 GERMANY W		1009		5365	
85 SWEDEN				2975	
559 JAPAN				318	
990 U STATES		20620		195329	
		21695		207172	
SHAFTS OR HEADS FOR GOLF CLUBS					4119
990 U STATES		2568		29182	
		2568		29182	
LASTS OF WOOD					4120
55 GERMANY W				1360	
990 U STATES		3546		31643	
		3546		33003	
WALKING STICKS AND CANES					4125
1 U KINGDOM		2347		17350	
55 GERMANY W				1151	
67 ITALY				305	
559 JAPAN		91		2217	
990 U STATES		142		2954	
		2580		23977	
SULPHITE PULP BL DISSOLVING	CWT				4130
427 UN SO AFR			18106	141223	
990 U STATES	25017	221284	81364	711701	
	25017	221284	99470	852924	
SULPHITE PULP UNBLEACHED	CWT				4132
990 U STATES	44345	271326	431024	2606085	
	44345	271326	431024	2606085	
SULPHITE PULP BLEACHED N O P	CWT				4133
990 U STATES	17827	108802	208742	1314908	
	17827	108802	208742	1314908	
SULPHATE OR KRAFT PULP	CWT				4134
85 SWEDEN			41750	196367	
990 U STATES	21232	159726	246861	1987585	
	21232	159726	288611	2183952	
WOOD PULP MECHANICAL	CWT				4135
990 U STATES			1699	4676	
			1699	4676	
PULP OF STRAW OR VEG FIBRE NOP	CWT				4136
1 U KINGDOM			105	2763	
990 U STATES	12174	104752	133848	1086685	
	12174	104752	133953	1089448	
BOBBINS SHUTTLES AND SPOOLS					4141
1 U KINGDOM				3965	
55 GERMANY W				3133	
86 SWITZRLND		524		2336	
990 U STATES		17389		166662	
		17913		176096	
CASKETS COFFINS AND METAL PTS					4142
990 U STATES		53589		446789	
		53589		446789	
CHARCOAL MADE FROM WOOD	TON				4143
990 U STATES	289	23789	3571	327877	
	289	23789	3571	327877	
CHURNS N O P WASHBOARDS					4144
1 U KINGDOM				1304	
49 DENMARK				1207	
55 GERMANY W		332		1679	
85 SWEDEN				1582	
288 YUGO SLAV				1162	
559 JAPAN				604	
990 U STATES		1663		21589	
		1995		29127	
CLOTHES PINS AND PARTS	GROSS				4145
1 U KINGDOM	3470	2539	5907	3799	
49 DENMARK	8000	2484	47355	16144	
55 GERMANY W			990	730	
73 NETHRLNDS			22500	8186	
85 SWEDEN	1000	305	22710	7382	
246 CZECHO S			2000	457	
516 HONG KONG			1625	598	
990 U STATES			1060	1728	
	12470	5328	104147	39024	
CRUTCHES DR STAFFS					4146
1 U KINGDOM		52		52	
43 AUSTRIA				165	
55 GERMANY W		616		693	
990 U STATES		4352		31699	
		5020		32609	
DOORS WOOD 6 FT X 2 FT OR OVER	NO				4148
1 U KINGDOM	961	3638	3266	14244	
55 GERMANY W			770	3614	
578 TAIWAN			4546	22335	
990 U STATES	1231	31140	13290	287678	
	2192	34778	21872	327871	
FIBRE AND MANUFACTURES N O P					4150
1 U KINGDOM		697		12413	
54 FRANCE		13665		85933	
55 GERMANY W		154		1519	
67 ITALY				4926	
85 SWEDEN				1448	
258 GERMANY E				3214	
559 JAPAN				2006	
990 U STATES		67141		738802	
		81657		850261	

IMPORTS INTO CANADA FOR CONSUMPTION

Commodities and Countries from which Imported	MONTH OF OCTOBER 1960		TEN MONTHS ENDED OCTOBER 1960		Class Number
	Quantities	Values (\$)	Quantities	Values (\$)	
FURNITURE MAINLY OF WOOD					4151
1 U KINGDDM		12499		183886	
43 AUSTRIA		684		14724	
44 BELG LUX		1401		17671	
49 DENMARK		90815		820202	
53 FINLAND		274		8814	
54 FRANCE		1570		53418	
55 GERMANY W		7892		201311	
67 ITALY		8632		123276	
73 NETHRLNDS		8153		51419	
76 NORWAY		5086		83376	
78 PORTUGAL		604		10866	
82 SPAIN		1217		13949	
85 SWEDEN		9430		210206	
86 SWITZRLND		1389		5620	
246 CZECHO S		5171		90549	
277 POLAND		1439		27082	
288 YUGO SLAV		23164		80517	
363 LEBANON				482	
385 UAR EGYPT				200	
415 KENYA		72		282	
473 MOROCCO				219	
516 HONG KONG		11533		218286	
519 INDIA		1109		3295	
524 MALAYA		60		60	
553 CHINA COM				1297	
559 JAPAN		12836		189358	
774 PERU				453	
824 JAMAICA				321	
874 MEXICO				2897	
990 U STATES		667107		6464965	
		872137		8879001	
MATCHES OF WOOD					4152
1 U KINGDDM				457	
53 FINLAND				1906	
55 GERMANY W				1445	
67 ITALY		347		2470	
76 NORWAY				636	
85 SWEDEN		6703		55225	
246 CZECHO S		1000		4914	
277 POLAND				462	
288 YUGO SLAV				1493	
559 JAPAN		579		1523	
990 U STATES		4795		46980	
		13424		117511	
MOULDINGS OF WOOD					4153
53 FINLAND				621	
55 GERMANY W		679		2939	
67 ITALY		375		4226	
73 NETHRLNDS		508		2804	
76 NORWAY				2208	
559 JAPAN				6498	
578 TAIWAN		57		57	
990 U STATES		6056		91839	
		7675		111192	
SKIS RACQUETS AND FRAMES BATS					4154
1 U KINGDDM		79		32946	
43 AUSTRIA		81707		219160	
44 BELG LUX		435		10860	
49 DENMARK		461		1491	
53 FINLAND		74		960	
54 FRANCE		52977		111899	
55 GERMANY W		40998		171145	
67 ITALY		15740		37326	
73 NETHRLNDS		4679		31694	
76 NORWAY		6538		17375	
85 SWEDEN		34366		47053	
86 SWITZRLND		9078		23393	
288 YUGO SLAV		32810		95130	
516 HONG KONG				1568	
519 INDIA				1510	
527 PAKISTAN		557		32523	
559 JAPAN		27521		320814	
614 AUSTRALIA		72		6014	
990 U STATES		74435		272895	
		382527		1435756	
WINDOW SASH OF WOOD					4155
990 U STATES		14834		104985	
		14834		104985	
WOOD BOXES CRATES AND SHOOKS					4156
1 U KINGDDM		18961		61225	
54 FRANCE		549		1764	
55 GERMANY W				1467	
59 GREECE				279	
67 ITALY				513	
76 NORWAY				1220	
82 SPAIN		2557		2557	
85 SWEDEN				1820	
288 YUGO SLAV		8333		10029	
559 JAPAN		99		7578	
990 U STATES		21275		325932	
		51774		414384	
MANUFACTURES OF WOOD N O P					4157
1 U KINGDDM		12629		169226	
43 AUSTRIA				2613	
44 BELG LUX				4027	

IMPORTS INTO CANADA FOR CONSUMPTION

Commodities and Countries from which Imported	MONTH OF OCTOBER 1960		TEN MONTHS ENDED OCTOBER 1960		Class Number
	Quantities	Values (\$)	Quantities	Values (\$)	
49 DENMARK		4802		22411	
53 FINLAND				218	
54 FRANCE		2099		41025	
55 GERMANY W		18834		121647	
67 ITALY		5634		50795	
73 NETHRLNDS		2305		8789	
76 NORWAY		147		2211	
82 SPAIN		461		872	
85 SWEDEN		6607		28639	
86 SWITZRLND				1459	
246 CZECHO S				7631	
258 GERMANY E				678	
277 POLAND				3828	
287 U S S R				2187	
288 YUGO SLAV		12904		31252	
355 ISRAEL				240	
415 KENYA		418		1873	
425 TANGANYKA				1556	
427 UN SO AFR				63	
516 HONG KONG		2188		31085	
519 INDIA		225		2864	
527 PAKISTAN		82		328	
553 CHINA COM				266	
559 JAPAN		58406		453368	
578 TAIWAN				11557	
614 AUSTRALIA		480		1438	
777 SURINAM		710		43197	
848 CUBA		59		59	
867 HAITI				370	
874 MEXICO		93		2298	
990 U STATES		359521		3712118	
		488604		4762188	
BOWLS TRAYS AND DISHES OF WOOD					4158
1 U KINGDOM		129		2099	
43 AUSTRIA				138	
49 DENMARK		2309		15396	
54 FRANCE		4172		14084	
55 GERMANY W		393		7137	
67 ITALY		1064		4388	
76 NORWAY				190	
85 SWEDEN		4353		11049	
86 SWITZRLND				544	
246 CZECHO S		527		962	
288 YUGO SLAV				3338	
516 HONG KONG		991		6862	
519 INDIA		52		579	
553 CHINA COM				64	
559 JAPAN		18859		140562	
867 HAITI				3669	
990 U STATES		10243		58557	
		43092		269618	
PLAYING CARD STOCK	LB				4159
990 U STATES		64482		12310	
		64482		12310	
CARD STOCK BRISTOL BOARD N O P	LB				4161
1 U KINGDOM				15556	
55 GERMANY W				96920	
73 NETHRLNDS		2425		21083	
990 U STATES		176794		37037	
		179219		37435	
				2886085	
				605976	
				3019644	
				646224	
CHIPBOARD NEWS BOARD	LB				4162
1 U KINGDOM				1420	
44 BELG LUX				71024	
55 GERMANY W				525982	
73 NETHRLNDS				19975	
990 U STATES		2179621		177038	
		2179621		177038	
				21655597	
				1860101	
				22273998	
				1884626	
LEATHER BOARD LEATHEROID MFRS	LB				4163
1 U KINGDOM		33141		7390	
54 FRANCE		22203		4682	
55 GERMANY W		13225		2836	
67 ITALY		3975		999	
990 U STATES		14858		3783	
		87402		19690	
				966994	
				238546	
MILLBOARD AND BINDERS BOARD	LB				4164
1 U KINGDOM				30934	
990 U STATES		360884		29061	
		360884		29061	
				2700249	
				252224	
				2731183	
				258195	
PULPBOARD FOR MFR OF WALLBOARD	LB				4165
990 U STATES		2848595		122676	
		2848595		122676	
				21877712	
				1017236	
				21877712	
				1017236	
PULPBOARD TO WRAP ROLLS PAPER	LB				4166
990 U STATES		772022		56425	
		772022		56425	
				9067547	
				626386	
				9067547	
				626386	
BUILDING AND INSULATING BOARD	LB				4169
1 U KINGDOM				86319	
43 AUSTRIA				300707	
53 FINLAND		690277		25253	
54 FRANCE				7783357	
55 GERMANY W				125362	
76 NORWAY				22715	
85 SWEDEN		1688471		68840	
277 POLAND				2494294	
990 U STATES		281195		9608	
		2928986		320215	
		5588929		423916	
				30309509	
				3326778	
				50019586	
				4142807	

IMPORTS INTO CANADA FOR CONSUMPTION

Commodities and Countries from which Imported	MONTH OF OCTOBER 1960		TEN MONTHS ENDED OCTOBER 1960		Class Number
	Quantities	Values (\$)	Quantities	Values (\$)	
PULPBOARD OTHER FIBREBOARD NOP	LB				4170
1 U KINGDOM	1917	546	68732	14169	
44 BELG LUX			16665	1444	
49 DENMARK			1384	155	
53 FINLAND	20000	1478	37196	2899	
55 GERMANY W			11553	2241	
67 ITALY			7191	759	
73 NETHRLNDS			20000	900	
85 SWEDEN	12842	1234	37603	9320	
990 U STATES	766270	147543	9118978	1549331	
	801029	150801	9319302	1581218	
ELECTRIC INSULATING PRESSBOARD	LB				4171
1 U KINGDOM	9012	2269	85928	20776	
85 SWEDEN			70423	12576	
86 SWITZRLND	8980	1926	43980	8798	
990 U STATES	52612	14582	835958	198714	
	70604	18777	1036289	240864	
ROOFING FELT NOT COATED	LB				4172
990 U STATES	2507790	76599	15958323	497246	
	2507790	76599	15958323	497246	
PRESSBOARD N O P	LB				4173
1 U KINGDOM			8717	2548	
85 SWEDEN			37560	6441	
990 U STATES	331253	40304	3286410	475932	
	331253	40304	3332687	484921	
SHOEBOARDS	LB				4174
1 U KINGDOM	66006	10065	279476	48780	
44 BELG LUX	57296	11533	398311	79067	
54 FRANCE			14794	3344	
55 GERMANY W			117365	23118	
990 U STATES	47579	18171	840764	260507	
	170881	39769	1650710	414816	
PAPERBOARD FOR SHOEBOARDS	LB				4175
990 U STATES			473350	75220	
			473350	75220	
GYPNUM BOARD LATH ROCK LATH	LB				4176
990 U STATES	26901	670	475013	12777	
	26901	670	475013	12777	
LINER BOARD	LB				4177
1 U KINGDOM			21544	1357	
44 BELG LUX			18384	1501	
990 U STATES	1233342	87953	15957458	1053600	
	1233342	87953	15997386	1056458	
CORRUGATING CONTAINR BOARD NOP	LB				4178
990 U STATES	1837286	102053	21819616	1208825	
	1837286	102053	21819616	1208825	
SOLID BLEACHED BOARD	LB				4180
990 U STATES	1054514	112954	16949564	1652807	
	1054514	112954	16949564	1652807	
BOOK PAPER FOR PERIODICALS	LB				4181
1 U KINGDOM			6775	1478	
990 U STATES	120568	17174	901709	105450	
	120568	17174	908484	106928	
BOOK PRINTING LITHO PAPER NOP	LB				4182
1 U KINGDOM			63581	16653	
67 ITALY			2521	1066	
73 NETHRLNDS	4862	1196	13495	3212	
990 U STATES	274082	57681	2926637	626548	
	278944	58877	3006234	647479	
BOOK PRINTING PAPER COATED NOP	LB				4183
1 U KINGDOM			8287	2632	
990 U STATES	392015	112417	4398746	1245346	
	392015	112417	4407033	1247978	
COATED PAPERS FOR PERIODICALS	LB				4184
85 SWEDEN			13807	2435	
990 U STATES	235431	32238	5383669	697618	
	235431	32238	5397476	700053	
COVER PAPERS NOT PASTED COATED	LB				4185
1 U KINGDOM	3466	1843	64125	32198	
990 U STATES	66288	17905	486500	130649	
	69754	19748	550625	162847	
COVER PAPERS PASTED COATED	LB				4186
1 U KINGDOM			8229	4685	
990 U STATES	37796	14841	447720	145722	
	37796	14841	455949	150407	
SURFACE COATED PAPER N O P	LB				4187
1 U KINGDOM	90853	53746	757271	396407	
54 FRANCE			309	206	
55 GERMANY W	5811	3747	56122	33181	
73 NETHRLNDS	548	241	548	241	
76 NORWAY			264	380	
85 SWEDEN			400	223	
990 U STATES	246361	133780	1778988	1131500	
	343573	191514	2593902	1562138	
CARBON PAPER	LB				4188
1 U KINGDOM	1977	4232	65052	74413	
43 AUSTRIA	1731	1469	16287	11515	
54 FRANCE			3252	1261	
990 U STATES	48907	39393	462555	286244	
	52615	45094	554146	373433	
WAXED PAPER FOR WRAPPING	LB				4190
1 U KINGDOM			7520	3690	
55 GERMANY W			1979	1194	
990 U STATES	54065	24147	883549	370558	
	54065	24147	893048	375442	

IMPORTS INTO CANADA FOR CONSUMPTION

Commodities and Countries from which Imported	MONTH OF OCTOBER 1960		TEN MONTHS ENDED OCTOBER 1960		Class Number
	Quantities	Values (\$)	Quantities	Values (\$)	
GREASEPROOF AND GLASSINE PAPER 990 U STATES	LB 19211	5299	365359	106439	4191
TISSUE WRAPPING PAPER	LB 19211	5299	365359	106439	4192
55 GERMANY W	639	250	639	250	
76 NORWAY			21592	3669	
990 U STATES	19755	7360	451722	98610	
VEGETABLE PARCHMENT PAPER	LB 20394	7610	473953	102529	4193
1 U KINGDOM	2993	661	78403	16882	
990 U STATES	10341	3841	117258	40430	
WRAPPING PAPER KRAFT	LB 13334	4502	195661	57312	4195
990 U STATES	161249	28133	3419529	406612	
WRAPPING PAPER OILED COATED	LB 161249	28133	3419529	406612	4196
1 U KINGDOM			21010	3699	
85 SWEDEN			10841	1342	
990 U STATES	131549	50423	1222310	389890	
WRAPPING PAPER ALL KINDS N O P	LB 131549	50423	1254161	394931	4197
1 U KINGDOM			37634	7394	
53 FINLAND			584462	60533	
76 NORWAY			91420	11783	
990 U STATES	101691	28738	1426220	331760	
DUPLEX BACKING PAPER	LB 101691	28738	2139736	411470	4198
990 U STATES	36843	15096	603234	297645	
WRAPPER SHEETS AND HEADS	LB 36843	15096	603234	297645	4200
990 U STATES	57795	5442	2305991	281588	
BOND AND LEDGER PAPERS UNCUT	LB 57795	5442	2305991	281588	4201
1 U KINGDOM					
55 GERMANY W	1082	1653	15670	8284	
76 NORWAY			735	904	
85 SWEDEN			453	506	
559 JAPAN	579	619	172	316	
990 U STATES	218503	43836	3108001	490389	
ENVELOPES	M 220164	46108	3125610	501018	4202
1 U KINGDOM			153	2223	
44 BELG LUX			9	169	
55 GERMANY W	28	214	193	1550	
67 ITALY			65	575	
73 NETHRLNDS			428	1396	
76 NORWAY			200	257	
85 SWEDEN			1169	1840	
355 ISRAEL			214	945	
990 U STATES	4896	31508	52821	290176	
ONION SKIN AND MANIFOLD PAPER	LB 4924	31722	55252	299131	4203
1 U KINGDOM	121	64	11636	4962	
55 GERMANY W			4467	1944	
990 U STATES	66264	32827	890476	462494	
BOXED PAPER AND PAPERIES	LB 66385	32891	906579	469400	4204
1 U KINGDOM	584	284	12612	11419	
43 AUSTRIA			161	97	
54 FRANCE	181	92	8919	7706	
55 GERMANY W	260	178	2384	1705	
73 NETHRLNDS			1278	773	
85 SWEDEN			17801	6590	
86 SWITZRLND			6864	4812	
990 U STATES	38038	28837	223193	167260	
WASTE PAPER	CWT 39063	29391	273212	200362	4209
990 U STATES	64771	143449	443949	964016	
ELECTRIC CABLE INSULATG PAPER	LB 64771	143449	443949	964016	4210
1 U KINGDOM			46046	10391	
55 GERMANY W	6000	4624	9000	5910	
67 ITALY			26073	3727	
990 U STATES	267126	114686	2497410	1201902	
PHOTOGRAPHERS PAPERS	LB 273126	119310	2578529	1221930	4211
1 U KINGDOM		4522		202025	
43 AUSTRIA				3377	
44 BELG LUX		46053		578886	
54 FRANCE		51		3317	
55 GERMANY W		23960		497621	
67 ITALY				10194	
86 SWITZRLND		2188		8434	
990 U STATES		277270		2967630	
BLOTING PAPER NOT PRINTED	LB 354044			4271484	4212
1 U KINGDOM	2346	656	6587	1507	
990 U STATES	32332	10323	181922	56792	
CIGARETTE PAPER UNGUMMED	LB 34678	10979	188509	58299	4213
54 FRANCE			31215	10321	
990 U STATES	225213	109540	2334582	1072362	
CIGARETTE PAPERS IN PACKETS	M 225213	109540	2365797	1082683	4215
1 U KINGDOM			71	1213	
54 FRANCE	600	12598	7000	125491	

IMPORTS INTO CANADA FOR CONSUMPTION

Commodities and Countries from which Imported	MONTH OF OCTOBER 1960		TEN MONTHS ENDED OCTOBER 1960		Class Number
	Quantities	Values (\$)	Quantities	Values (\$)	
990 U STATES			308	9856	
CREPE PAPER DECORATIVE ROLLS	LB 600	12598	7379	136560	4216
990 U STATES	5520	1412	11520	2901	
GUMMED PAPER	LB 5520	1412	11520	2901	4217
1 U KINGDOM	29612	6747	117997	33853	
990 U STATES	262081	103111	1973386	827155	
HANGINGS OR WALL PAPER	291693	109858	2091383	861008	4218
1 U KINGDOM	30455	8854	78162	21030	
54 FRANCE	300	590	300	590	
67 ITALY			1208	473	
516 HONG KONG			380	440	
559 JAPAN	2136	3512	7376	9513	
990 U STATES	41396	32503	373868	306497	
PAPER FOR SHOT SHELLS GUN WADS	74287	45459	461294	338543	4219
990 U STATES	54616	17973	375417	102678	
PAPIERMACHE WARE N O P	54616	17973	375417	102678	4220
1 U KINGDOM	200	248	2701	1150	
55 GERMANY W			492	356	
67 ITALY			1249	841	
559 JAPAN			6329	4655	
990 U STATES	31553	8403	292583	61578	
PAPER DECALCOMANIA	31753	8651	303354	68580	4222
1 U KINGDOM	4378	1534	123367	41553	
990 U STATES	4429	2874	82278	54415	
PAPER MATRIX FOR PRINTING	8807	4408	206345	95968	4223
1 U KINGDOM			1150	853	
73 NETHRLNDS			5716	1287	
990 U STATES	85771	43403	1108584	503906	
PAPER MATTING	85771	43403	1115450	506046	4224
559 JAPAN			430	591	
990 U STATES	17518	6869	109618	49802	
PAPER PHOTO BARYTA COATED	17518	6869	110048	50393	4225
1 U KINGDOM			2255	2546	
990 U STATES	196289	84023	2311575	919675	
SHINGLES OF PAPER OR FELT	196289	84023	2313830	922221	4226
990 U STATES	23061	967	154359	8109	
ROOFING SHEATHING PAPER PREPRD	23061	967	154359	8109	4227
1 U KINGDOM			34797	2810	
990 U STATES	437255	40090	2970266	284331	
TISSUE PAPER N O P	437255	40090	3005063	287141	4228
1 U KINGDOM	3166	663	9924	4140	
990 U STATES	156222	27567	1135142	212200	
TOILET PAPER	159388	28230	1145066	216340	4229
1 U KINGDOM			8030	1770	
990 U STATES	138342	16766	2266061	271340	
TOWELS AND NAPKINS PLAIN	138342	16766	2274091	273110	4230
49 DENMARK			1102	431	
990 U STATES	124925	24553	921066	187200	
WAXED STENCIL PAPER	124925	24553	922168	187631	4231
1 U KINGDOM	18817	15676	384992	314017	
43 AUSTRIA	723	330	23694	12570	
49 DENMARK			4420	3128	
55 GERMANY W			3367	3366	
990 U STATES	6032	6067	44593	50568	
ALL KINDS OF PAPER N O P	25572	22073	461066	383649	4232
1 U KINGDOM	49638	5077	397584	72711	
44 BELG LUX	2300	621	2300	621	
54 FRANCE	500	194	2670	1147	
55 GERMANY W			4220	1389	
67 ITALY			483	242	
73 NETHRLNDS	635	170	5244	1246	
559 JAPAN			3688	3133	
578 TAIWAN			3856	1655	
990 U STATES	914532	311296	7281064	2640157	
FACIAL TISSUES HANDKERCHIEFS	967605	317358	7701109	2722301	4234
990 U STATES	320295	59527	4191870	747302	
PAPER NAPKINS N O P	320295	59527	4191870	747302	4235
1 U KINGDOM	7469	3277	50419	22588	
43 AUSTRIA	561	179	3123	1411	
49 DENMARK	6872	2934	79763	34920	
55 GERMANY W	10420	5275	75659	38461	
73 NETHRLNDS			1781	842	
85 SWEDEN			3307	1821	
559 JAPAN	833	1016	11465	9680	
990 U STATES	54475	19682	500606	184221	
CARBONIZING TISSUE PAPER	80630	32363	726123	293944	4236
1 U KINGDOM	42399	27426	295955	193957	

IMPORTS INTO CANADA FOR CONSUMPTION

Commodities and Countries from which Imported	MONTH OF OCTOBER 1960		TEN MONTHS ENDED OCTOBER 1960		Class Number
	Quantities	Values (\$)	Quantities	Values (\$)	
54 FRANCE			27077	8819	
990 U STATES			2910217	654610	
			434204	118957	
CABLE INSULATING PAPER N O P	LB				4237
1 U KINGDOM			180203	36251	
67 ITALY			64549	9690	
85 SWEDEN			51204	5828	
990 U STATES			246116	78030	
			12308	6140	
			12308	6140	
CASH REGISTER PAPER	LB				4238
990 U STATES			9981	3332	
			9981	3332	
FILTER PAPER	LB				4239
1 U KINGDOM			1204	926	
54 FRANCE				19054	
55 GERMANY W				424	
990 U STATES				420	
			106064	88856	
			107268	89782	
TABULATING PAPER AND STOCK	LB				4240
990 U STATES			273153	29354	
			273153	29354	
BAGS AND SACKS OF PAPER	LB				4241
1 U KINGDOM			1260	900	
54 FRANCE				5059	
55 GERMANY W				264	
67 ITALY				882	
73 NETHRLNDS				2013	
559 JAPAN				9990	
990 U STATES				11030	
			410995	83394	
			416146	85171	
PAPER PROTECTORS FOR PLANTS					4242
1 U KINGDOM				115	
990 U STATES				534	
				649	
				6274	
				56183	
				62457	
CONTAINERS PAPERBOARD N O P	LB				4243
1 U KINGDOM			5891	2517	
44 BELG LUX				236361	
49 DENMARK			90	59	
54 FRANCE				5856	
55 GERMANY W				2166	
67 ITALY				1121	
73 NETHRLNDS				387062	
85 SWEDEN				328	
559 JAPAN				9822	
990 U STATES				2311	
				1140	
				13387	
				141	
				192	
				2452	
				10652	
				283363	
				9771794	
				2815349	
				3006198	
MILK BOTTLE CAPS OF PAPER					4244
990 U STATES				5602	
				5602	
PAPER TUBES AND CONES FOR YARN	LB				4245
1 U KINGDOM				5023	
55 GERMANY W				10122	
990 U STATES				10661	
				2111	
				10661	
				172176	
				184948	
PAPER PATTERNS BOOT AND SHOE					4246
990 U STATES				1619	
				1619	
				9135	
				9135	
TWINE OR YARN OF PAPER	LB				4248
85 SWEDEN				96980	
990 U STATES				13180	
				310815	
				41691	
				84120	
				144682	
				25660	
				700303	
				125811	
MANUFACTURES OF PAPER N O P					4252
1 U KINGDOM				11957	
43 AUSTRIA				135	
44 BELG LUX				753	
49 DENMARK				252	
54 FRANCE				418	
55 GERMANY W				5171	
67 ITALY				367	
73 NETHRLNDS				1200	
85 SWEDEN				580	
86 SWITZRLND				912	
246 CZECHO S					
258 GERMANY E				242	
516 HONG KONG					
559 JAPAN				8982	
990 U STATES				582407	
				613376	
				237567	
				1543	
				1411	
				15365	
				8007	
				49355	
				2026	
				16444	
				3714	
				5873	
				768	
				2152	
				2250	
				76299	
				5837809	
				6260783	
PAPER CORES	LB				4253
1 U KINGDOM				1071	
990 U STATES				343	
				252858	
				17847	
				2542461	
				194369	
				2543532	
				194712	
PAPER CUPS DISHES TABLEWARE					4254
1 U KINGDOM				94	
559 JAPAN				244	
990 U STATES				41457	
				41795	
				7089	
				991	
				637850	
				645230	
PAPER OOILIES AND LACE PAPER	LB				4255
1 U KINGDOM				4001	
49 DENMARK				284	
55 GERMANY W				189	
990 U STATES				73	
				5676	
				201	
				95278	
				735	
				626	
				263	
				17825	
				10680	
				371706	
				197536	
				22299	
				16630	
				468345	
				248015	
PAPER NOVELTIES FLOWERS GAMES					4256
1 U KINGDOM					
43 AUSTRIA					
				13542	
				108287	
				83	

IMPORTS INTO CANADA FOR CONSUMPTION

Commodities and Countries from which Imported	MONTH OF OCTOBER 1960		TEN MONTHS ENDED OCTOBER 1960		Class Number
	Quantities	Values (\$)	Quantities	Values (\$)	
49 DENMARK				37 19	
54 FRANCE				185	
55 GERMANY W		3 466		153 68	
67 ITALY				16 56	
73 NETHRLNDS				110	
86 SWITZRLND		118		118	
258 GERMANY E		1074		163 64	
516 HONG KONG				1862	
559 JAPAN		3896		59504	
990 U STATES		45 521		3784 33	
PAPER PATTERNS N O P		67 687		58 5689	
1 U KINGDOM				135	4 257
54 FRANCE				465	
990 U STATES		59 545		46 5703	
SHIPPING CONTAINERS		59 545		46 6303	
1 U KINGDOM	LB 5906	665	93487	10897	4 258
55 GERMANY W			18658	1890	
73 NETHRLNDS			574	55	
990 U STATES		466036	6582586	824822	
TRAYS FOR PACKAGING APPLES		52287	6695305	837664	
990 U STATES	LB 471942	52952			4 259
PAPER MATCHES		55431	977013	141566	
1 U KINGDOM				764	4 260
67 ITALY		1186		12682	
559 JAPAN				260	
990 U STATES		30549		189901	
ADMIRALTY CHARTS MANUSCRIPTS		31735		203607	
1 U KINGDOM		749		12294	4 262
54 FRANCE				2613	
86 SWITZRLND		2502		3918	
990 U STATES		1625		50704	
BLUEPRINTS N O P AND HYDRO PLANS		4876		69529	
1 U KINGDOM		1903		124806	4 263
44 BELG LUX		50		3596	
54 FRANCE		435		4553	
55 GERMANY W		138		2766	
73 NETHRLNDS				1464	
76 NORWAY				451582	
85 SWEDEN				50	
86 SWITZRLND				880	
990 U STATES		455288		5039296	
MUSIC		457814		5628993	
1 U KINGDOM		2235		21175	4 265
54 FRANCE		476		4810	
55 GERMANY W				1005	
67 ITALY		110		1347	
262 HUNGARY				110	
990 U STATES		29328		260814	
NEWSPAPER OR COMIC SECTIONS		32149		289261	
990 U STATES		87099		1073336	4 266
MAGAZINES NEWSPAPERS UNBOUND		87099		1073336	
1 U KINGDOM		28779		247553	4 267
44 BELG LUX				11061	
54 FRANCE		1965		71969	
55 GERMANY W		3219		51438	
59 GREECE				125	
67 ITALY		14375		111228	
73 NETHRLNDS		181		5923	
82 SPAIN				400	
86 SWITZRLND		138		16105	
516 HONG KONG		2220		20420	
559 JAPAN		440		3437	
614 AUSTRALIA		74		216	
744 ARGENTINA				2693	
990 U STATES		2374667		23208761	
PHOTOGRAPHS NEWS ILLUSTRATION		2426058		23751329	
1 U KINGDOM		1392		3627	4 268
54 FRANCE		476		3880	
67 ITALY				6007	
422 RHOD NYAS				424	
427 UN SO AFR				336	
519 INDIA				1416	
559 JAPAN				800	
824 JAMAICA				384	
990 U STATES		797		14322	
PHOTOGRAPHS CHROMOS N O P		2665		31196	
1 U KINGDOM		15362		115978	4 269
43 AUSTRIA				486	
44 BELG LUX		166		1131	
49 DENMARK		482		1757	
54 FRANCE		888		11797	
55 GERMANY W		558		16678	
67 ITALY		161		4826	
73 NETHRLNDS		3857		17588	
82 SPAIN		129		129	

IMPORTS INTO CANADA FOR CONSUMPTION

Commodities and Countries from which Imported	MONTH OF OCTOBER 1960		TEN MONTHS ENDED OCTOBER 1960		Class Number	
	Quantities	Values (\$)	Quantities	Values (\$)		
85 SWEDEN				2939		
86 SWITZRLND		414		9148		
258 GERMANY E				814		
262 HUNGARY				160		
288 YUGO SLAV				500		
427 UN SO AFR				454		
516 HONG KONG				1665		
553 CHINA COM				77		
559 JAPAN		978		38142		
614 AUSTRALIA				347		
874 MEXICO				799		
990 U STATES		260623		2138076		
PHOTOGRAPHS FOR REPRODUCTION		283618		2363491		
1 U KINGDOM				2619	4271	
990 U STATES		14692		103077		
TRANSFERS DECALCOMANIA		14692		105696		
1 U KINGDOM		1296		8102	4272	
55 GERMANY W				58		
73 NETHRLNDS				137		
559 JAPAN				794		
990 U STATES		41317		235389		
PAPER FOR DUPLICATING MACHINES		42613		244480		
1 U KINGDOM	LB		2483	2068	4290	
990 U STATES		70696	47324	961780	461507	
ADVERTISING AND PRINTED MATTER		70696	47324	964263	463575	
1 U KINGDOM	LB	46960	45424	434005	480748	4291
43 AUSTRIA		193	431	1170	996	
44 BELG LUX		757	369	5227	3211	
49 DENMARK		326	1107	4286	5940	
54 FRANCE		2715	3562	36762	38305	
55 GERMANY W		19303	12348	316506	238119	
64 IRELAND				1634	1451	
67 ITALY		1710	2022	26899	25032	
73 NETHRLNDS		7315	9143	52543	53736	
76 NORWAY				250	470	
85 SWEDEN		3583	2960	27455	29021	
86 SWITZRLND		9481	8542	40236	35455	
246 CZECHO S				541	525	
258 GERMANY E				67	60	
277 POLAND				958	847	
287 U S S R				664	685	
516 HONG KONG		570	543	2464	1560	
559 JAPAN		1208	1243	19805	13753	
614 AUSTRALIA				2897	4158	
874 MEXICO				318	326	
990 U STATES		759638	736562	7036750	6908326	
PRINTED MATTER N O P		853759	824256	8011437	7842724	
1 U KINGDOM			21364		171265	4292
43 AUSTRIA					90	
44 BELG LUX			150		1038	
49 DENMARK					169	
54 FRANCE			427		5136	
55 GERMANY W			2566		16416	
67 ITALY					2401	
73 NETHRLNDS			253		8137	
76 NORWAY					806	
85 SWEDEN			57		1093	
86 SWITZRLND			9605		12568	
277 POLAND					358	
516 HONG KONG					204	
559 JAPAN			11889		99359	
614 AUSTRALIA					135	
990 U STATES			332126		3077386	
CARDS FOR PLAYING			378437		3396461	
1 U KINGDOM	PACK	5079	1582	12156	4987	4293
43 AUSTRIA		6768	1721	52789	13763	
44 BELG LUX				15764	4078	
49 DENMARK				2113	523	
55 GERMANY W				2550	633	
67 ITALY		600	174	10464	2795	
73 NETHRLNDS				800	200	
86 SWITZRLND				1152	449	
262 HUNGARY				1560	115	
559 JAPAN				5564	849	
990 U STATES		6164	3915	1065945	282517	
HAND MADE DRAWINGS OR DESIGNS		18611	7392	1170857	310909	
1 U KINGDOM					2144	4294
54 FRANCE					497	
55 GERMANY W					350	
990 U STATES			6318		48288	
LABELS TAGS TICKETS			6318		51279	
1 U KINGDOM			5360		62206	4295
44 BELG LUX					87	
49 DENMARK			159		827	
54 FRANCE			540		1289	
55 GERMANY W			158		3352	
67 ITALY					812	
73 NETHRLNDS			420		5158	

IMPORTS INTO CANADA FOR CONSUMPTION

Commodities and Countries from which Imported	MONTH OF OCTOBER 1960		TEN MONTHS ENDED OCTOBER 1960		Class Number
	Quantities	Values (\$)	Quantities	Values (\$)	
85 SWEDEN				59	
86 SWITZRLND				75	
559 JAPAN		874		13884	
614 AUSTRALIA				606	
990 U STATES		116919		1134598	
PICTORIAL POST CARDS FOLDERS		124430		1222953	
LB					4296
1 U KINGDOM	3419	4878	34527	24950	
43 AUSTRIA	29	73	29	73	
44 BELG LUX	398	599	2726	2855	
49 DENMARK	403	588	11737	10306	
54 FRANCE	641	289	3848	5194	
55 GERMANY W	6341	6798	24617	28123	
59 GREECE			76	76	
67 ITALY	44	83	3822	3986	
73 NETHRLNDS	729	1013	1748	3163	
82 SPAIN			3159	2581	
85 SWEDEN			99	116	
86 SWITZRLND	142	206	1589	2707	
355 ISRAEL			2003	3752	
516 HONG KONG	196	254	296	380	
559 JAPAN	60	87	5160	3053	
990 U STATES	137564	141947	1587919	1459569	
BIBLES PRAYER BOOKS HYMN BOOKS	149966	156815	1683355	1550884	4301
1 U KINGDOM		52227		372312	
43 AUSTRIA				1322	
44 BELG LUX		21614		280794	
49 DENMARK				1449	
54 FRANCE		20645		185908	
55 GERMANY W		5125		23990	
59 GREECE				385	
67 ITALY		5245		68829	
73 NETHRLNDS				4907	
82 SPAIN		270		13556	
86 SWITZRLND		71		3215	
355 ISRAEL		177		5915	
516 HONG KONG				2636	
559 JAPAN		284		6758	
614 AUSTRALIA				143	
622 NEW ZEAL				2000	
874 MEXICO				100	
990 U STATES		317984		2794956	
BLANK BOOKS RULED OR PLAIN		423642		3769175	4302
1 U KINGDOM		4012		8527	
55 GERMANY W				986	
73 NETHRLNDS				165	
559 JAPAN		2093		7715	
990 U STATES		9715		35280	
BOOKS OVER 12 YEARS OLD		15820		52673	4303
1 U KINGDOM				2675	
59 GREECE				50	
990 U STATES		422		4273	
TEXT BOOKS FOR SCHOOLS COLLEGE		422		6998	4305
1 U KINGDOM		8890		187014	
44 BELG LUX		1224		14290	
49 DENMARK				530	
54 FRANCE		10441		96004	
55 GERMANY W		176		1571	
59 GREECE				3619	
67 ITALY				2536	
73 NETHRLNDS				14194	
85 SWEDEN				360	
86 SWITZRLND		146		1939	
355 ISRAEL				100	
559 JAPAN				759	
614 AUSTRALIA				1188	
990 U STATES		1487892		10344261	
BOOKS NOVELS FICTION		1508769		10668365	4306
1 U KINGDOM		11181		73976	
990 U STATES		10964		91523	
BOOKS SCIENCE FOR LIBRARIES		22145		165499	4307
1 U KINGDOM		40735		434019	
43 AUSTRIA		178		894	
44 BELG LUX		172		11776	
49 DENMARK		200		2276	
53 FINLAND				140	
54 FRANCE		2198		36121	
55 GERMANY W		5097		32537	
64 IRELAND				1055	
67 ITALY		98		5809	
73 NETHRLNDS		16936		26223	
78 PORTUGAL				1360	
82 SPAIN				170	
85 SWEDEN				2872	
86 SWITZRLND		1669		22512	
246 CZECHO S		110		320	
287 U S S R				748	
519 INDIA				2995	
559 JAPAN		165		1512	
614 AUSTRALIA				157	

IMPORTS INTO CANADA FOR CONSUMPTION

Commodities and Countries from which Imported	MONTH OF OCTOBER 1960		TEN MONTHS ENDED OCTOBER 1960		Class Number
	Quantities	Values (\$)	Quantities	Values (\$)	
622 NEW ZEAL				1143	
990 U STATES		945629		7276758	
BOOKS GOVERNMENT ASSOCIATION		1013187		7861397	4308
1 U KINGDOM		3271		78630	
43 AUSTRIA		82		2905	
44 BELG LUX		550		2139	
49 DENMARK				120	
54 FRANCE		1353		21681	
55 GERMANY W		548		4852	
64 IRELAND				294	
67 ITALY		407		25583	
73 NETHRLNDS		270		11576	
82 SPAIN				465	
86 SWITZRLND				1726	
427 UN SO AFR				150	
513 CEYLON				800	
516 HONG KONG				1437	
556 INDONESIA				500	
559 JAPAN				2210	
716 B GUIANA				500	
824 JAMAICA				289	
874 MEXICO		340		770	
990 U STATES		35931		340869	
FREIGHT RATES FOR RAILWAYS		42752		497496	4309
1 U KINGDOM				7244	
54 FRANCE		575		2572	
55 GERMANY W		140		468	
67 ITALY		164		164	
73 NETHRLNDS		152		341	
82 SPAIN				130	
86 SWITZRLND				77	
614 AUSTRALIA				821	
990 U STATES		6782		70028	
BOOKS PRINTED PERIODICALS		7813		81845	4310
1 U KINGDOM		207560		2028155	
43 AUSTRIA				213	
44 BELG LUX				775	
54 FRANCE		30833		36591	
55 GERMANY W		2903		7850	
67 ITALY		265		2634	
73 NETHRLNDS		360		4993	
85 SWEDEN		757		5388	
86 SWITZRLND		470		2652	
246 CZECHO S		198		620	
262 HUNGARY				599	
287 U S S R				1179	
427 UN SO AFR				698	
559 JAPAN		290		5885	
614 AUSTRALIA		64		64	
990 U STATES		890139		7414721	
BOOKS EXCEPT ENGLISH LANGUAGE		1133839		9513017	4311
1 U KINGDOM		12957		52174	
43 AUSTRIA		75		1345	
44 BELG LUX		38933		302506	
49 DENMARK				149	
53 FINLAND		54		1271	
54 FRANCE		267415		2927054	
55 GERMANY W		13677		119173	
59 GREECE				741	
67 ITALY		3937		50559	
73 NETHRLNDS		10690		66228	
76 NORWAY				113	
82 SPAIN				118	
85 SWEDEN		1144		5729	
86 SWITZRLND		2280		23148	
246 CZECHO S				255	
262 HUNGARY		1376		13501	
287 U S S R		474		3456	
288 YUGO SLAV				83	
355 ISRAEL				906	
516 HONG KONG				1415	
559 JAPAN		3269		3762	
990 U STATES		15565		32338	
		371846		3897024	

IMPORTS INTO CANADA FOR CONSUMPTION

Commodities and Countries from which Imported	MONTH OF OCTOBER 1960		TEN MONTHS ENDED OCTOBER 1960		Class Number
	Quantities	Values (\$)	Quantities	Values (\$)	
<u>GROUP 5</u>					
<u>IRON AND ITS PRODUCTS</u>					
IRON ORE	TON				5001
752 BRAZIL	29474	219212	123657	1140730	
990 U STATES	563774	5117091	4719018	45426769	
	593248	5336303	4842675	46567499	
FERRO TUNGSTEN	CWT				5010
1 U KINGDOM	1008	50428	7547	408794	
990 U STATES	3	508	47	2075	
	1011	50936	7594	410869	
PIG IRON FOR AGRIC IMPLEMENTS	TON				5011
PIG IRON N O P	TON				5012
1 U KINGDOM			88	4681	
82 SPAIN			4480	210930	
614 AUSTRALIA	122	7187	795	45987	
990 U STATES	71	4597	3218	255008	
	193	11784	8581	516606	
FERRO MANG UNDER	CWT				5013
1 PC SILICON			1823	14691	
1 U KINGDOM			36853	335063	
54 FRANCE	22400	142825	112000	703994	
427 UN SO AFR	1147	14834	16309	214123	
559 JAPAN	3830	33170	47758	450233	
990 U STATES	27377	190829	214743	1718104	
SILICO MANG OVER	CWT				5014
1 PC SILICON					
76 NORWAY	1111	6943	2444	15900	
559 JAPAN			7431	65767	
755 CHILE			1020	10348	
990 U STATES	3915	40038	25879	295356	
	5026	46981	36774	387371	
FERRO SILICON	CWT				5015
54 FRANCE	8814	87379	36350	305647	
55 GERMANY W	3859	33357	3859	33357	
76 NORWAY			559	3801	
86 SWITZRLND			7716	63885	
427 UN SO AFR			2400	12725	
990 U STATES	1129	21897	14291	236173	
	13802	142633	65175	655588	
ALLOYS N O P FOR MFR OF STEEL	CWT				5018
1 U KINGDOM			852	37318	
43 AUSTRIA			419	55252	
54 FRANCE			5708	115936	
55 GERMANY W			1438	104789	
76 NORWAY	386	7333	8327	112667	
85 SWEODEN			700	10623	
287 U S S R	1107	102712	2084	194175	
422 RHOD NYAS	2679	53019	5201	99969	
559 JAPAN	1764	32972	26878	473384	
990 U STATES	10571	306530	111936	2811921	
	16507	502566	163543	4016034	
PRIMARY IRON N O P	TON				5019
85 SWEODEN			55	5786	
874 MEXICO	6	500	6	500	
990 U STATES	46	9023	468	93719	
	52	9523	529	100005	
INGOTS CARBON STEEL	TON				5023
990 U STATES			21138	1761214	
			21138	1761214	
INGOTS ALLOY STEEL	TON				5025
990 U STATES	39	17863	1966	450130	
	39	17863	1966	450130	
BLOOMS BILLETS CARBON STEEL	TON				5027
1 U KINGDOM	4	391	57	6107	
990 U STATES	108	11992	5187	425839	
	112	12383	5244	501946	
BLOOMS BILLETS ALLOY STEEL	TON				5029
1 U KINGDOM	42	6512	134	52097	
43 AUSTRIA			21	9811	
54 FRANCE			114	92947	
85 SWEDEN			1	433	
990 U STATES	80	71153	1471	787211	
	122	77665	1741	942499	
CAST SCRAP	TON				5031
954 ST PIERRE			165	3362	
990 U STATES	5183	132622	91249	2443900	
	5183	132622	91414	2447262	
WROUGHT SCRAP	TON				5032
1 U KINGDOM			143	2749	
990 U STATES	47285	1546422	416785	14174229	
	47285	1546422	416928	14176978	
TIN PLATE SCRAP	TON				5033
990 U STATES	45	1229	488	14903	
	45	1229	488	14903	
AXLES FOR RAILWAY VEHICLES					5041
990 U STATES		1154		29810	
		1154		29810	
AXLES FOR VEHICLES N O P					5042
1 U KINGDOM		420		4366	
55 GERMANY W				1643	
990 U STATES		25695		331512	
		26115		337521	

IMPORTS INTO CANADA FOR CONSUMPTION

Commodities and Countries from which Imported	MONTH OF OCTOBER 1960		TEN MONTHS ENDED OCTOBER 1960		Class Number
	Quantities	Values (\$)	Quantities	Values (\$)	
AXLES N O P 43 AUSTRIA 990 U STATES		81 9994 10075		1786 85187 86973	5043
CASTINGS FOR AGRIC IMPLEMENTS 990 U STATES		8948		138604	5044
INGOT MOULDS FOR STEEL 1 U KINGDOM 990 U STATES		11945 108056 120001		187034 809372 996406	5045
MOULDS N O P 1 U KINGDOM 44 BELG LUX 54 FRANCE 85 SWEDEN 990 U STATES		173 49299 49472		6158 15147 1133 20181 395996 438615	5046
CASTINGS MALLEABLE M O P ROUGH 1 U KINGDOM 990 U STATES	CWT		101	1286	5047
	1078	38237	20765	542424	
	1078	38237	20866	543710	
CASTINGS NONMALLEABLE NOP RGH 990 U STATES	CWT				5048
	1146	23557	23973	447606	
	1146	23557	23973	447606	
CASTINGS OF STEEL N O P ROUGH 1 U KINGDOM 44 BELG LUX 76 NORWAY 86 SWITZRLND 990 U STATES	CWT		141	7679	5049
			24	1937	
	158	5674	1099	36809	
			255	17519	
	1861	47801	51874	1250716	
	2019	53475	53393	1314660	
FORGINGS N O P 1 U KINGDOM 43 AUSTRIA 54 FRANCE 55 GERMANY W 85 SWEDEN 559 JAPAN 990 U STATES		20265		143142	5050
				2339	
				4998	
				33812	
		2968		4609	
				577	
		96466		989338	
		119699		1178815	
FORGINGS HOLLOW AND 20 TONS 1 U KINGDOM 55 GERMANY W 67 ITALY 990 U STATES				223221	5051
		30250		103542	
		29917		29917	
		6772		81058	
		66939		437738	
PISTON RING CASTINGS ROUGH 1 U KINGDOM 990 U STATES		175		4960	5052
		3680		70204	
		3855		75164	
CASTINGS FOR RAILWAY VEHICLES					5054
TIRES STEEL ROUGH RAILWAY 1 U KINGDOM 990 U STATES	CWT		513	8348	5055
	506	5273	1784	19930	
	506	5273	2297	28278	
STEEL WHEELS FOR RAILWAYS 1 U KINGDOM 990 U STATES		35975		1119162	5057
		2003		182225	
		44978		1301387	
FORGED GOLF CLUB HEADS 990 U STATES	NO				5058
	17887	7043	45597	18596	
	17887	7043	45597	18596	
SEMI FINISHED PISTON CASTINGS 990 U STATES				27506	5059
				27506	
CONCRETE REINFORCING BARS 1 U KINGDOM 44 BELG LUX 54 FRANCE 55 GERMANY W 76 NORWAY 559 JAPAN 990 U STATES	CWT		1003	5293	5070
	18703	87359	307837	1440857	
	6825	31755	90414	416555	
	16987	80678	61089	281473	
			687	3034	
	13671	64153	131784	622558	
	787	9779	1093	13624	
	56973	273724	593907	2783394	
BARS CARBON STEEL H R N O P 1 U KINGDOM 43 AUSTRIA 44 BELG LUX 54 FRANCE 55 GERMANY W 85 SWEDEN 559 JAPAN 990 U STATES	CWT		62223	429696	5071
	9554	66893	154	2394	
	38977	188056	189941	938103	
	756	3457	25100	123302	
	2008	9172	10998	55264	
			6209	120200	
	1177	6362	28120	138978	
	22122	181513	386917	3084369	
	74594	455453	709662	4892306	
BARS ALLOY STEEL HOT ROLLED 1 U KINGDOM 43 AUSTRIA 55 GERMANY W 85 SWEDEN 990 U STATES	CWT		15811	363581	5075
	1268	46982	812	14194	
	62	1010	234	8581	
	73	3453	2122	61017	
	249	7097	37783	1018600	
	2115	51885	56762	1465973	
	3767	110427			
WIRE RODS STEEL HOT ROLLED 1 U KINGDOM 44 BELG LUX	CWT		34548	189425	5079
	5625	31463	23757	124547	
	12397	64261			

IMPORTS INTO CANADA FOR CONSUMPTION

Commodities and Countries from which Imported	MONTH OF OCTOBER 1960		TEN MONTHS ENDED OCTOBER 1960		Class Number
	Quantities	Values (\$)	Quantities	Values (\$)	
54 FRANCE	998	6054	5470	33584	
55 GERMANY W	3447	16999	69053	353079	
559 JAPAN	19187	95259	24675	122897	
755 CHILE			5360	27727	
990 U STATES	526	4662	6966	90165	
	42180	218698	169829	941424	
BARS CARBON STEEL COLD ROLLED	CWT				5083
1 U KINGDOM	5973	46788	62035	487882	
43 AUSTRIA			171	2909	
44 BELG LUX	1276	9606	5969	41833	
54 FRANCE			44	265	
55 GERMANY W			58	1032	
559 JAPAN	361	2582	361	2582	
990 U STATES	1861	24735	32075	428359	
	9471	83711	100713	964862	
BARS ALLOY STEEL COLD ROLLED	CWT				5087
1 U KINGDOM	29	2556	1833	59319	
43 AUSTRIA	30	960	212	6104	
55 GERMANY W			145	4102	
990 U STATES	548	24159	6063	263997	
	607	27675	8253	333522	
BARS OR RODS FABRICATED N O P	CWT				5091
1 U KINGDOM	212	9133	3800	101807	
43 AUSTRIA	34	677	631	13634	
55 GERMANY W	234	3109	376	5460	
85 SWEDEN	13	634	2100	71057	
614 AUSTRALIA			4091	24171	
990 U STATES	4570	45678	33753	425001	
	5063	59231	44751	641130	
PLATES 60 INCHES WIDE OR LESS	CWT				5101
1 U KINGDOM	1336	10119	54207	406191	
43 AUSTRIA			228	1204	
44 BELG LUX	11322	58120	51063	270686	
54 FRANCE			3027	16274	
55 GERMANY W	2611	13446	26974	147453	
73 NETHRLNDS	957	5144	957	5144	
559 JAPAN	3310	16273	125204	624254	
990 U STATES	6072	60731	117972	1084007	
	25608	163833	379632	2555213	
PLATES OV 60 IN TO 100 IN	CWT				5102
1 U KINGDOM	4943	31441	73721	499301	
43 AUSTRIA			1345	7144	
44 BELG LUX	17270	107080	46901	265998	
54 FRANCE			3596	16768	
55 GERMANY W	25216	140732	36475	198786	
73 NETHRLNDS	424	2258	424	2258	
559 JAPAN	7433	37124	161652	842075	
990 U STATES	11732	106430	248221	2151456	
	67025	425065	572335	3983786	
PLATES OVER 100 INCHES WIDE	CWT				5103
1 U KINGDOM			16739	125944	
55 GERMANY W	1085	5572	8821	56290	
990 U STATES	2277	17677	66089	515056	
	3362	23249	91649	697290	
FLOOR PLATE CARBON STEEL	CWT				5104
1 U KINGDOM	4984	29273	43514	261267	
44 BELG LUX			3662	22508	
54 FRANCE			423	2320	
55 GERMANY W			489	3519	
559 JAPAN	1048	6111	6212	32235	
990 U STATES	5042	36097	193054	1328484	
	11081	71481	247354	1650333	
PLATES ALLOY STEEL	CWT				5105
1 U KINGDOM	391	21158	6378	308280	
54 FRANCE			8712	262858	
55 GERMANY W			11	296	
85 SWEDEN			522	23478	
990 U STATES	3173	166662	43189	1938253	
	3564	187820	58812	2533865	
PLATES FABRICATED COATED NOP	CWT				5106
1 U KINGDOM	3405	21124	4022	43167	
55 GERMANY W			78	1989	
990 U STATES	1156	35712	7784	181749	
	4561	56836	11884	226905	
PLATES FLANGED OR DISHD	CWT				5107
1 U KINGDOM			22	308	
990 U STATES	1577	42241	49217	1056951	
	1577	42241	49239	1057259	
SHEETS NOT TEMPERED FOR SAWS	CWT				5115
1 U KINGDOM	8	118	1125	24416	
54 FRANCE			210	29032	
55 GERMANY W			562	65298	
85 SWEDEN	124	4084	3230	103182	
990 U STATES	4027	125155	28896	966867	
	4152	129357	34023	1188795	
SHEETS TEMPERED FOR SAWS	CWT				5116
1 U KINGDOM			220	12845	
85 SWEDEN	158	8998	1484	96313	
990 U STATES	185	11456	2576	153674	
	343	20454	4280	262832	
SKELP H R OV 15 3 EIGHTHS INS	CWT				5121
1 U KINGDOM	4560	25961	4560	25961	
54 FRANCE			3066	16829	
55 GERMANY W			16353	101225	
67 ITALY			3315	18224	
73 NETHRLNDS			3333	19489	

IMPORTS INTO CANADA FOR CONSUMPTION

Commodities and Countries from which Imported	MONTH OF OCTOBER 1960		TEN MONTHS ENDED OCTOBER 1960		Class Number
	Quantities	Values (\$)	Quantities	Values (\$)	
559 JAPAN 990 U STATES			4 4396	2 55550	
SKELP H R NOT OV 15 3 EIGHTHS 1 U KINGDOM 990 U STATES	5 2098 5 6658	3 44 313 3 70 274	1 63 713 2 38 736	1 04 5179 1 48 2457	5 1 2 2
STEEL COLD ROLLED FOR PIPES 990 U STATES			9 96 17 2 65 599	4 94 127 1 42 5969	
SHEET CARBON H R UNDER 24 INS 1 U KINGDOM 44 BELG LUX 54 FRANCE 55 GERMANY W 85 SWEDEN 559 JAPAN 990 U STATES			3 65 216	1 92 0096	5 1 2 3
SHEET CARBON H R 24 TO 51 INS 1 U KINGDOM 44 BELG LUX 55 GERMANY W 559 JAPAN 990 U STATES			1 01 9 1 01 9	6 50 8 6 50 8	5 1 2 4
SHEET CARBON H R OVER 51 INS 1 U KINGDOM 44 BELG LUX 55 GERMANY W 559 JAPAN 990 U STATES			5 88 3 328 2 28 2 02 4 26	3 93 9 1 72 85 1 17 4 1 13 6 5 45 4	
SHEET CARBON C R UNOER 24 INS 1 U KINGDOM 44 BELG LUX 55 GERMANY W 85 SWEDEN 559 JAPAN 990 U STATES			1 46 5 1 31 760	5 45 4 8 96 3	
SHEET CARBON C R 24 TO 51 INS 1 U KINGDOM 44 BELG LUX 55 GERMANY W 559 JAPAN 990 U STATES			1 17 37 1 65 09	8 60 31 1 15 019	5 1 2 5
SHEET CARBON C R OVER 51 INS 1 U KINGDOM 44 BELG LUX 55 GERMANY W 559 JAPAN 990 U STATES			1 79 327	1 30 1542	
SHEET CARBON C R UNOER 24 INS 1 U KINGDOM 44 BELG LUX 55 GERMANY W 85 SWEDEN 559 JAPAN 990 U STATES			7 82	4 27 1	5 1 2 6
SHEET CARBON C R OVER 51 INS 1 U KINGDOM 44 BELG LUX 55 GERMANY W 559 JAPAN 990 U STATES			6 025 3 364 4 26 2 93 85	3 86 85 1 84 52 2 36 5 1 59 946	
SHEET CARBON C R UNOER 24 INS 1 U KINGDOM 44 BELG LUX 55 GERMANY W 85 SWEDEN 559 JAPAN 990 U STATES			6 311 7 093	4 50 75 4 93 46	5 1 2 7
SHEET CARBON C R OVER 51 INS 1 U KINGDOM 44 BELG LUX 55 GERMANY W 559 JAPAN 990 U STATES			1 49 977	9 97 105	
SHEET CARBON C R UNOER 24 INS 1 U KINGDOM 44 BELG LUX 55 GERMANY W 85 SWEDEN 559 JAPAN 990 U STATES			4 16 9 8 24 1 66 3 1 81 0	2 74 74 5 11 1 1 17 57 9 78 0	
SHEET CARBON C R 24 TO 51 INS 1 U KINGDOM 44 BELG LUX 55 GERMANY W 559 JAPAN 990 U STATES			6 84 2 7 28 4	4 63 68 4 93 22	5 1 2 8
SHEET CARBON C R OVER 51 INS 1 U KINGDOM 44 BELG LUX 55 GERMANY W 85 SWEDEN 559 JAPAN 990 U STATES			2 78 297	1 81 80 25	
SHEET CARBON C R UNOER 24 INS 1 U KINGDOM 44 BELG LUX 55 GERMANY W 85 SWEDEN 559 JAPAN 990 U STATES			2 86 763	1 87 21 47	5 1 2 9
SHEET CARBON C R 24 TO 51 INS 1 U KINGDOM 44 BELG LUX 55 GERMANY W 559 JAPAN 990 U STATES			9 28 1 14 2 6	9 72 8 1 48 2 2 07 1	
SHEET CARBON C R OVER 51 INS 1 U KINGDOM 44 BELG LUX 55 GERMANY W 559 JAPAN 990 U STATES			8 11 6 1 740 2 90 4 4 36 0	9 39 51 1 68 29 3 21 96 1 71 330	
SHEET CARBON C R UNOER 24 INS 1 U KINGDOM 44 BELG LUX 55 GERMANY W 85 SWEDEN 559 JAPAN 990 U STATES			7 37 8 8 44 6	1 17 87 6 1 31 1 57	5 1 2 0
SHEET CARBON C R 24 TO 51 INS 1 U KINGDOM 44 BELG LUX 55 GERMANY W 559 JAPAN 990 U STATES			1 00 865	1 51 17 20	
SHEET CARBON C R OVER 51 INS 1 U KINGDOM 44 BELG LUX 55 GERMANY W 559 JAPAN 990 U STATES			1 61 90 8 5 1 4 33 2 46 1	8 68 96 2 6 1 0 55 8 1 80 1 4	
SHEET CARBON C R UNOER 24 INS 1 U KINGDOM 44 BELG LUX 55 GERMANY W 85 SWEDEN 559 JAPAN 990 U STATES			1 54 068	1 12 39 53	5 1 2 1
SHEET CARBON C R OVER 51 INS 1 U KINGDOM 44 BELG LUX 55 GERMANY W 559 JAPAN 990 U STATES			2 57 091	1 75 69 70	
SHEET FOR PORCELAIN ENAMELLING 1 U KINGDOM 990 U STATES			1 15 4 2 28 229	8 43 4 1 73 70 10	
SHEET AND STRIP TINPLATE 1 U KINGDOM 614 AUSTRALIA 990 U STATES			2 29 383	1 74 54 44	5 1 3 1
SHEET AND STRIP GALVANIZED 1 U KINGDOM 44 BELG LUX 55 GERMANY W 559 JAPAN 990 U STATES			1 03 03 1 05 87	2 12 5 8 28 55	
SHEET AND STRIP TERNEPLATE 1 U KINGDOM 614 AUSTRALIA 990 U STATES			2 26 111	1 76 47 53	5 1 3 2
SHEET AND STRIP COATED NOP 1 U KINGDOM 55 GERMANY W 990 U STATES			3 44 1 85 3	5 98 6 1 28 57	
SHEET AND STRIP COATED NOP 1 U KINGDOM 55 GERMANY W 73 NETHRLNDS 990 U STATES			2 19 7 1 16 6	1 88 43 1 23 67	5 1 3 3
SHEET AND STRIP SILICON STEEL 1 U KINGDOM 990 U STATES			1 22 096	1 03 31 45	
SHEET AND STRIP GALVANIZED 1 U KINGDOM 44 BELG LUX 55 GERMANY W 559 JAPAN 990 U STATES			1 10 3 1 36 1 85 5 17	1 10 77 1 1 64 2 2 09 7 4 52 8	
SHEET AND STRIP TERNEPLATE 1 U KINGDOM 614 AUSTRALIA 990 U STATES			6 30 9 7 47 5	7 71 14 8 94 81	5 1 3 4
SHEET COATED WITH METAL NOP 1 U KINGDOM 55 GERMANY W 990 U STATES			1 16 728	1 45 90 79	
SHEET AND STRIP COATED NOP 1 U KINGDOM 55 GERMANY W 73 NETHRLNDS 990 U STATES			2 42 1 4 48	2 52 20 4 24 0	
SHEET ALLOY STEEL N O P 1 U KINGDOM 43 AUSTRIA 54 FRANCE 85 SWEDEN 559 JAPAN 990 U STATES			1 46 451	1 39 40 94	5 1 3 8
SHEET AND STRIP COATED NOP 1 U KINGDOM 55 GERMANY W 73 NETHRLNDS 990 U STATES			1 10 2 23 6	1 59 8 5 48 01	
SHEET ALLOY STEEL N O P 1 U KINGDOM 43 AUSTRIA 54 FRANCE 85 SWEDEN 559 JAPAN 990 U STATES			3 70 75	5 97 97 4	5 1 3 9
SHEET AND STRIP SILICON STEEL 1 U KINGDOM 990 U STATES			3 94 21	6 54 37 3	
SHEET AND STRIP GALVANIZED 1 U KINGDOM 44 BELG LUX 55 GERMANY W 559 JAPAN 990 U STATES			2 06	2 35 9	5 1 4 3
SHEET AND STRIP TERNEPLATE 1 U KINGDOM 614 AUSTRALIA 990 U STATES			1 46 22 2 42 9 3 6	1 64 43 4 2 33 52 6 7 4	
SHEET AND STRIP COATED NOP 1 U KINGDOM 55 GERMANY W 990 U STATES			1 77 965	2 24 66 25	
SHEET ALLOY STEEL N O P 1 U KINGDOM 43 AUSTRIA 54 FRANCE 85 SWEDEN 559 JAPAN 990 U STATES			1 95 052	2 43 51 55	5 1 4 0
SHEET AND STRIP SILICON STEEL 1 U KINGDOM 990 U STATES			3 04 8 3 5 8 90 8 57 1 03 5	1 57 96 5 1 78 1 3 50 68 4 08 00 2 79 77	
SHEET AND STRIP GALVANIZED 1 U KINGDOM 44 BELG LUX 55 GERMANY W 559 JAPAN 990 U STATES			1 35 787	7 86 04 12	
SHEET AND STRIP TERNEPLATE 1 U KINGDOM 614 AUSTRALIA 990 U STATES			1 77 115	9 81 66 29	5 1 4 1
SHEET AND STRIP COATED NOP 1 U KINGDOM 55 GERMANY W 990 U STATES			2 96 5 1 36 41	3 30 12 2 65 71 3	
SHEET AND STRIP GALVANIZED 1 U KINGDOM 44 BELG LUX 55 GERMANY W 559 JAPAN 990 U STATES			2 77 519	5 39 89 77	

IMPORTS INTO CANADA FOR CONSUMPTION

Commodities and Countries from which Imported	MONTH OF OCTOBER 1960		TEN MONTHS ENDED OCTOBER 1960		Class Number
	Quantities	Values (\$)	Quantities	Values (\$)	
SHEET AND STRIP FABRICATED NOP	CWT				5149
1 U KINGDOM	1077	19836	5316	92194	
44 BELG LUX			457	4855	
55 GERMANY W			43	1559	
990 U STATES	3391	56399	35963	525013	
	4468	76235	41779	623621	
BEAMS WIDE FLANGE CARBON NOP	CWT				5151
1 U KINGDOM	50947	279903	1356609	7471561	
44 BELG LUX	7924	41998	317484	1697145	
54 FRANCE	672	2806	4449	19470	
55 GERMANY W	31505	149770	75300	370424	
990 U STATES	241880	1467960	3702738	22059055	
	332928	1942437	5456580	31617655	
LARGER STRUCTURALS CARBON NOP	CWT				5155
1 U KINGDOM	2078	12257	99025	583713	
44 BELG LUX	27055	127803	448187	2190946	
54 FRANCE	6985	30389	106981	509109	
55 GERMANY W			8442	48658	
76 NORWAY			277	1262	
559 JAPAN	110	605	4912	26020	
990 U STATES	30441	197749	592083	3800360	
	66669	368803	1259907	7160068	
BAR SIZE SHAPES CARBON NOP	CWT				5159
1 U KINGDOM	429	2866	8488	49788	
44 BELG LUX	37597	196983	257959	1334338	
54 FRANCE			32984	165690	
55 GERMANY W	611	3929	21190	101801	
67 ITALY			2421	11606	
73 NETHRLNDS			107	765	
76 NORWAY			359	1635	
559 JAPAN	318	1629	8764	43914	
990 U STATES	8547	62116	75405	557101	
	47502	267523	407677	2266638	
SHEET PILING CARBON STEEL	CWT				5161
1 U KINGDOM	9357	48727	164697	820470	
44 BELG LUX	14020	74138	198259	1073060	
54 FRANCE			984	5050	
55 GERMANY W	2053	10209	23456	120969	
559 JAPAN			901	4729	
990 U STATES	6017	37870	153812	1091467	
	31447	170944	542109	3115745	
STRUCTURAL SHAPES ALLOY STEEL	CWT				5164
1 U KINGDOM	119	6266	190	10126	
85 SWEDEN			372	17656	
990 U STATES	34	2984	2855	182668	
	153	9250	3417	210450	
STEEL MASTS SHAPES FOR SHIPS	CWT				5165
1 U KINGDOM	9081	56831	185834	987980	
44 BELG LUX	2981	14776	6914	35276	
54 FRANCE			459	2399	
55 GERMANY W			147774	783538	
559 JAPAN	2755	14931	151655	776133	
990 U STATES	6549	41642	91964	593718	
	21366	128180	584600	3179044	
SASH OR CASEMENT SECTIONS	CWT				5166
1 U KINGDOM	358	2556	5867	37853	
44 BELG LUX			3946	29187	
990 U STATES	5034	54773	42422	480811	
	5392	57329	52235	547851	
STRUCTURALS FABRICATED NOP	CWT				5169
1 U KINGDOM	3135	38422	50131	512895	
44 BELG LUX	31	263	21518	132353	
55 GERMANY W	490	2534	11921	141598	
67 ITALY	21	213	272	2748	
73 NETHRLNDS			33	786	
76 NORWAY	1720	18843	4285	46726	
990 U STATES	6521	132055	70235	981508	
	11918	192330	158395	1818614	
RAILWAY RAILS	CWT				5173
1 U KINGDOM			4134	21575	
44 BELG LUX			1229	5892	
55 GERMANY W	1163	5128	14280	68597	
73 NETHRLNDS			488	2002	
990 U STATES	30633	172304	78845	358763	
	31796	177432	98976	456829	
FISH PLATES SPLICE BARS ETC	CWT				5175
1 U KINGDOM			27827	173073	
44 BELG LUX	152	919	268	1616	
55 GERMANY W	80	461	4875	28967	
73 NETHRLNDS			48	262	
990 U STATES	12254	94409	94777	722866	
	12486	95789	127795	926784	
RAILWAY TRACK MATERIAL NOP	CWT				5177
1 U KINGDOM			269	3143	
990 U STATES	10	379	8303	239568	
	10	379	8572	242711	
PIPES AND TUBES OF CAST IRON	CWT				5181
1 U KINGDOM	45444	172872	340035	1354435	
990 U STATES	599	19411	30896	451202	
	46043	192283	370931	1805637	
DRILL PIPE	CWT				5182
990 U STATES	2253	43041	55154	1219439	
	2253	43041	55154	1219439	
OIL COUNTRY GOODS STEEL NOP	CWT				5185
1 U KINGDOM	10181	99463	172788	1654708	
54 FRANCE			34541	341318	

IMPORTS INTO CANADA FOR CONSUMPTION

Commodities and Countries from which Imported	MONTH OF OCTOBER 1960		TEN MONTHS ENDED OCTOBER 1960		Class Number
	Quantities	Values (\$)	Quantities	Values (\$)	
55 GERMANY W	1 079	9 830	1 674 4	1 739 41	
67 ITALY			1 865 8	1 746 53	
559 JAPAN	19 015	1 692 56	29 644 1	2 578 224	
990 U STATES	7 770	1 157 92	1 574 89	2 169 750	
	38 045	3 943 41	69 666 1	7 092 594	
TRANSMISSION PIPE AND FITTINGS	CWT				5 188
1 U KINGDOM			4 283 57	3 182 931	
990 U STATES	1 723	1 840 5	3 020 8	4 895 22	
	1 723	1 840 5	4 585 65	3 672 453	
CORRUGATED METAL CULVERT PIPE	CWT				5 189
990 U STATES	1 886	2 595 0	1 719 2	2 101 55	
	1 886	2 595 0	1 719 2	2 101 55	
PRESSURE PIPE FOR BOILERS ETC	CWT				5 191
1 U KINGDOM	3 420	5 171 3	7 812 4	1 053 832	
54 FRANCE			92 9	1 442 4	
55 GERMANY W			5 410	5 136 3	
67 ITALY			50	53 6	
85 SWEDEN			8	39 6	
86 SWITZRLNO	672	6 701	2 250 9	2 169 10	
990 U STATES	4 677	1 175 01	4 098 9	1 214 617	
	8 769	1 759 15	14 801 9	2 552 078	
SEAMLESS TUBES FOR BEARINGS	CWT				5 192
55 GERMANY W	1 256	3 489 1	3 768	8 562 8	
85 SWEDEN	3 601	6 691 6	1 680 1	3 342 68	
990 U STATES	711	23 048	6 358 3	1 713 884	
	5 568	12 485 5	8 415 2	2 133 780	
PIPE FOR PAPER MAKING ROLLS	CWT				5 193
990 U STATES	19	566	189	608 6	
	19	566	189	608 6	
PIPE SEAMLESS COLD DRAWN NOP	CWT				5 196
1 U KINGDOM	1 622	7 223 0	2 679 8	89 414 0	
44 BELG LUX			1 957	30 560	
54 FRANCE			92 2	7 082 0	
55 GERMANY W			2 449	5 518 5	
85 SWEDEN	59	7 398	2 547	1 287 07	
559 JAPAN			23 4	3 679	
990 U STATES	7 048	2 464 83	1 214 76	3 397 290	
	8 729	3 261 11	1 563 83	4 580 381	
PIPES IRON OR STEEL N O P	CWT				5 197
1 U KINGDOM	6 376	6 305 7	1 842 69	1 551 391	
43 AUSTRIA			44 6	56 54	
44 BELG LUX	537	3 646	9 259	6 649 9	
54 FRANCE	2 811	2 208 6	30 338	20 231 6	
55 GERMANY W	7 902	5 382 7	8 680 4	69 143 1	
67 ITALY			3 475	4 804 4	
73 NETHRLNOS	159	1 993	5 737	5 521 8	
76 NORWAY			6 841	2 551 5	
85 SWEDEN	4	1 66	7 25	1 698 9	
86 SWITZRLND			20	43 4	
559 JAPAN	609	4 882	1 566 0	1 235 88	
990 U STATES	4 573 9	5 993 20	4 087 46	5 575 270	
	6 413 7	7 489 77	7 523 20	8 362 349	
PIPE FITTINGS WELDING TYPE					5 198
1 U KINGDOM		8 824 0		60 127 8	
54 FRANCE		10 8		10 8	
55 GERMANY W		7 605 7		74 322 9	
67 ITALY				4 100 6	
73 NETHRLNDS		9 644		6 600 8	
559 JAPAN				1 770 5	
990 U STATES		1 127 05		1 357 01 9	
		2 867 54		2 826 353	
PIPE FITTINGS COUPLINGS NOP					5 199
1 U KINGDOM		2 827 0		3 559 69	
43 AUSTRIA		13 7		7 37	
54 FRANCE				1 580 4	
55 GERMANY W		1 239 6		2 288 01	
67 ITALY				2 561 4	
73 NETHRLNOS				2 304 5	
85 SWEDEN				6 651	
559 JAPAN		2 852 7		2 169 46	
990 U STATES		5 091 58		6 069 499	
		5 784 88		6 943 066	
WELDING ROOS OF ALL KINDS	CWT				5 200
1 U KINGDOM	1 054	1 495 2	1 243 6	2 166 59	
43 AUSTRIA			6	39 3	
44 BELG LUX			27 2	10 120	
55 GERMANY W	16	2 244	14 3	7 819	
67 ITALY	31	7 069	31	7 069	
73 NETHRLNDS			4	14 8	
85 SWEDEN			4 870	7 834 3	
559 JAPAN	1	67	6 615	3 805 6	
614 AUSTRALIA	9	490	47	30 98	
990 U STATES	5 333	2 151 89	7 622 7	3 081 484	
	6 444	2 400 11	10 065 1	3 443 189	
WIRE BARBED FENCING	CWT				5 201
1 U KINGDOM	4 686	3 776 2	4 426 8	3 563 89	
43 AUSTRIA	80	50 6	1 655 8	1 120 71	
44 BELG LUX			1 107 2	804 68	
55 GERMANY W			9 679	7 526 6	
73 NETHRLNDS			2 083	1 460 9	
559 JAPAN			4 889 6	3 147 86	
990 U STATES	31	48 2	51 9	42 61	
	4 727	3 875 0	1 330 75	9 578 50	
WIRE FLAT QUARTER INCH OR LESS	CWT				5 203
1 U KINGDOM			51 9	60 38	
44 BELG LUX	560	9 520	1 316	2 329 8	

IMPORTS INTO CANADA FOR CONSUMPTION

Commodities and Countries from which Imported	MONTH OF OCTOBER 1960		TEN MONTHS ENDED OCTOBER 1960		Class Number
	Quantities	Values (\$)	Quantities	Values (\$)	
55 GERMANY W			6	183	
990 U STATES	475	14 492	3 644	12 251 0	
WIRE ZINC COATED	1 035	24 012	5 485	15 202 9	
1 U KINGDOM	3 649	33 781	53 053	46 510 4	5204
43 AUSTRIA	50	306	2 034	120 46	
44 BELG LUX	1 150	9 040	9 440	67 449	
54 FRANCE			1 121	84 39	
55 GERMANY W	7 728	54 802	34 677	26 407 8	
73 NETHRLNDS			182	12 57	
559 JAPAN	541	3 583	8 838	63 481	
990 U STATES	220	6 059	6 072	15 455 5	
WIRE COATED NOP OR COVERED	13 338	107 571	11 541 7	103 640 9	
1 U KINGDOM	65	1 913	7 53	20 378	5205
44 BELG LUX			17	61 4	
55 GERMANY W			546	14 723	
559 JAPAN			165	22 76	
990 U STATES	708	24 931	7 840	23 468 8	
WIRE ROPE FOR RIGGING SHIPS	773	26 844	9 321	27 267 9	
1 U KINGDOM			70	18 42	5206
44 BELG LUX			47	24 56	
990 U STATES			35	12 10	
WIRE ROPE CABLE NOP IRON STEEL			152	550 8	
1 U KINGDOM	2 618	57 240	3 488 5	72 737 0	5207
43 AUSTRIA			1 260	17 44 9	
44 BELG LUX	109	2 201	2 460	3 591 7	
49 DENMARK			56	26 01	
54 FRANCE	1 761	22 919	10 523	12 274 4	
55 GERMANY W	2 275	34 200	9 378	15 863 6	
73 NETHRLNDS	1 413	24 744	12 670	21 356 7	
76 NORWAY	71	1 364	821	15 818	
85 SWEDEN	5	254	327	61 90	
559 JAPAN	1 157	10 974	7 323	86 309	
990 U STATES	619	40 080	5 522	31 240 2	
WIRE STEEL FOR UPHOL SPRINGS	10 028	193 976	8 522 5	169 900 3	
559 JAPAN	448	3 698	4 825	40 421	5208
990 U STATES			2 227	23 27 9	
WIRE STEEL FOR CORSET STEELS	448	3 698	7 052	63 700	
1 U KINGDOM	41	1 396	331	12 501	5209
55 GERMANY W	57	1 575	224	59 12	
990 U STATES	100	4 360	1 099	60 140	
WIRE STEEL FOR MFR WIRE ROPE	198	7 331	1 654	7 855 3	
1 U KINGDOM	3 239 5	38 613 5	2 480 11	28 944 80	5210
55 GERMANY W	583 9	64 341	6 684 7	75 205 3	
559 JAPAN	4 741	51 991	18 158	19 007 5	
990 U STATES	590	12 284	8 382	15 932 8	
WIRE ROPE STEEL COMML FISHING	4 356 5	51 475 1	3 413 9 8	39 959 3 6	
1 U KINGDOM		3 504 6		26 661 6	5211
44 BELG LUX				830	
49 DENMARK		1 518		10 648	
55 GERMANY W				4 779	
73 NETHRLNDS				8 965	
76 NORWAY				581	
559 JAPAN				148	
990 U STATES		614		31 271	
WIRE ROPE CABLE STEEL USED		37 178		32 383 8	
1 U KINGDOM			35	486	5213
55 GERMANY W			17	132	
990 U STATES	1 543	6 098	12 603	48 892	
WIRE OF IRON OR STEEL N O P	1 543	6 098	12 655	49 510	
1 U KINGDOM	2 182	30 071	41 754	48 636 6	5214
43 AUSTRIA	290	1 638	10 637	62 022	
44 BELG LUX	780	6 013	17 619	120 139	
49 DENMARK			3 425	19 491	
54 FRANCE	900	7 650	6 099	36 751	
55 GERMANY W	67	1 883	2 308	18 968	
73 NETHRLNDS			1 095	66 57	
85 SWEDEN	491	14 720	3 509	14 997 0	
559 JAPAN	705	5 491	13 573	82 250	
990 U STATES	2 621	89 509	33 864	96 393 5	
WIRE FENCING NOT LESS 80 INCH	8 036	156 975	13 388 3	194 674 9	
1 U KINGDOM		587		11 509 0	5215
55 GERMANY W				741	
73 NETHRLNDS		1 804		39 21	
990 U STATES		1 825		12 360	
WIRE FENCING WOVEN N O P		4 216		13 211 2	
1 U KINGDOM		3 888		22 138	5216
43 AUSTRIA				1 681 7	
44 BELG LUX				80 59	
55 GERMANY W				19 65	
73 NETHRLNDS				75 41	
990 U STATES		602		13 213	
WIRE NETTING FOR FUR FARMS		4 490		69 733	
1 U KINGDDM		2 218		25 374	5217

IMPORTS INTO CANADA FOR CONSUMPTION

Commodities and Countries from which Imported	MONTH OF OCTOBER 1960		TEN MONTHS ENDED OCTOBER 1960		Class Number
	Quantities	Values (\$)	Quantities	Values (\$)	
44 BELG LUX				8294	
990 U STATES				6805	
WIRE SCREENS DOORS W INOOWS		2218		40473	5218
55 GERMANY W				431	
990 U STATES		6659		98493	
WIRE MESH IN ACETATE FILM		6659		98924	5219
1 U KINGDOM				3891	
614 AUSTRALIA				3690	
990 U STATES		1410		11464	
WIRE CLOTH OR SCREEN OF IRON		1410		19045	5220
1 U KINGDOM		2487		18493	
44 BELG LUX		228		3742	
54 FRANCE		1240		1601	
55 GERMANY W		2683		32919	
73 NETHRLNDS		1286		18231	
559 JAPAN				130395	
990 U STATES		29332		234345	
WIRE NETTING OF IRON OR STEEL		27256		439726	5221
1 U KINGDOM		3379		90413	
43 AUSTRIA		2844		42105	
44 BELG LUX				8950	
54 FRANCE				1680	
55 GERMANY W		605		59524	
73 NETHRLNDS		4495		47291	
559 JAPAN				21760	
990 U STATES		9694		46112	
WIRE ROPE FOR WELL DRILLING		21017		317835	5223
1 U KINGDOM	CWT		157	2459	
559 JAPAN			5509	79980	
	1130	16899			
WELDED WIRE FABRIC REINFORCING	CWT	16899	5666	82439	5224
1 U KINGDOM	6	136	70	665	
43 AUSTRIA	414	4375	1709	17815	
44 BELG LUX	404	2137	21854	126245	
54 FRANCE			1190	6970	
55 GERMANY W			1332	8458	
67 ITALY			179	2710	
73 NETHRLNDS	484	3162	1487	9636	
559 JAPAN	493	3085	1188	16583	
990 U STATES	101	1571	1914	37559	
	1902	14466	30923	226641	
WIRE ROPE FOR LOGGING	CWT				5225
1 U KINGDOM	298	5747	3893	78442	
55 GERMANY W			138	2665	
73 NETHRLNDS	35	1231	2031	33594	
559 JAPAN	642	10155	9837	145158	
990 U STATES	729	3424	11513	57537	
	1704	20557	27412	317396	
CABLE CHAIN FOR SHIPS	CWT				5231
1 U KINGDOM	911	13934	7245	104507	
990 U STATES			4603	84653	
	911	13934	11848	189160	
COIL CHAIN 9 EIGHTHS AND OVER	CWT				5232
1 U KINGDOM	223	4921	17624	116960	
73 NETHRLNDS	29	575	95	1743	
76 NORWAY			284	1024	
990 U STATES	63	2902	1792	60950	
	315	8398	19795	180677	
COIL CHAIN UNDER 9 EIGHTHS IN	CWT				5233
1 U KINGDOM	280	8205	4196	74482	
43 AUSTRIA	250	4540	3948	49683	
55 GERMANY W	488	6486	5317	67171	
67 ITALY			198	2439	
73 NETHRLNDS	21	414	145	2821	
614 AUSTRALIA			2	66	
990 U STATES	622	16563	4937	123330	
	1661	36208	18743	319992	
SPROCKET CHAIN FOR AGRIC IMPL					5234
54 FRANCE				1242	
55 GERMANY W		9226		109826	
559 JAPAN				19875	
990 U STATES		59141		727655	
		68367		858598	
SILENT CHAIN ROLLER CHAIN					5235
1 U KINGDOM		30701		651553	
43 AUSTRIA				23547	
49 OENMARK		683		683	
55 GERMANY W		12274		288297	
67 ITALY				718	
85 SWEOEN				10831	
86 SWITZRLNO				2047	
246 CZECHO S				2341	
559 JAPAN		10594		126957	
990 U STATES		166611		1557237	
		220863		2664211	
CHAINS N O P					5236
1 U KINGDOM		9013		147585	
43 AUSTRIA				3942	
49 OENMARK				3110	
55 GERMANY W		2728		23823	
67 ITALY				1111	

IMPORTS INTO CANADA FOR CONSUMPTION

Commodities and Countries from which Imported	MONTH OF OCTOBER 1960		TEN MONTHS ENDED OCTOBER 1960		Class Number
	Quantities	Values (\$)	Quantities	Values (\$)	
73 NETHRLNDS				998	
76 NORWAY				9070	
85 SWEDEN				69	
86 SWITZRLND				929	
246 CZECHOS				65	
559 JAPAN		205		8329	
990 U STATES		62590		535570	
		74536		734601	
DIESEL ENGINE PARTS N O P					
1 U KINGDOM		145146		1615850	5240
49 DENMARK		145		9578	
54 FRANCE		1172		9448	
55 GERMANY W		6894		80871	
67 ITALY		559		15171	
73 NETHRLNDS		7640		16735	
76 NORWAY				2349	
85 SWEDEN		2663		23202	
86 SWITZRLND		112		10118	
990 U STATES		780353		9824884	
		944684		11678206	
AUTOMOBILE ENGINES AND PARTS					
NO					
1 U KINGDOM		34609	249	663482	5242
54 FRANCE		110	35	16901	
55 GERMANY W	51	61302	61	758853	
64 IRELAND				452	
67 ITALY			4	8326	
85 SWEDEN				15624	
559 JAPAN				1978	
614 AUSTRALIA				226	
990 U STATES	1758	1119234	8292	10357474	
	1809	1215255	8641	11823316	
ENGINES GAS MARINE AND PARTS					
NO					
1 U KINGDOM		2042	9	37471	5244
55 GERMANY W			10	7838	
85 SWEDEN	50	38186	388	219982	
990 U STATES	28	39276	533	804243	
	78	79504	940	1069534	
ENGINES MOTOR TRUCK AND PARTS					
NO					
1 U KINGDOM	84	7449	202	142748	5245
55 GERMANY W	50	10971	142	80954	
73 NETHRLNDS			1	494	
85 SWEDEN				371	
990 U STATES	418	767067	8229	9571045	
	552	785487	8574	9795612	
ENGINES FISHING BOAT AND PARTS					
NO					
1 U KINGDOM				995	5246
85 SWEDEN		2745	1	6426	
990 U STATES	14	13670	169	191481	
	14	16415	170	198902	
PARTS OF AIRCRAFT ENGINES					
1 U KINGDOM		1229872		10652610	5248
44 BELG LUX		249		25819	
848 CUBA		4032		4032	
874 MEXICO				275	
990 U STATES		1183314		11696908	
		2417467		22379644	
ENGINES UP TO 1 AND 1 HALF HP					
NO					
1 U KINGDOM				399	5251
990 U STATES			15	3165	
			15	3564	
ENGINES GAS N O P AND PARTS					
NO					
1 U KINGDOM	30	12723	75	59682	5252
43 AUSTRIA	1	63	1	63	
55 GERMANY W		129	79	18158	
67 ITALY			3	1462	
85 SWEDEN			32	10857	
86 SWITZRLND				81422	
559 JAPAN				148	
990 U STATES	13170	893697	161051	14455716	
	13201	906612	161241	14627508	
ENGINES STEAM N O P AND PARTS					
NO					
1 U KINGDOM		274	2	364674	5253
55 GERMANY W		359		1747	
73 NETHRLNDS				357	
85 SWEDEN		424		424	
86 SWITZRLND			1	35498	
990 U STATES	14	326332	144	1400733	
	14	327389	147	1803433	
FIRE ENGINES MACHINES AND PTS					
NO					
1 U KINGDOM	2	1130	5	26466	5254
990 U STATES	20	39198	160	489370	
	22	40328	165	515836	
LOCOMOTIVES RAILWAY N O P					
NO					
1 U KINGDOM			8	51971	5255
990 U STATES	1	9568	18	243080	
	1	9568	26	295051	
LOCOMOTIVE CHASSIS TOPS WHEELS					
NO					
1 U KINGDOM		274		11414	5256
990 U STATES		57394		1320915	
		57668		1332329	
LOCOMOTIVES SAWMILL MINING PTS					
NO					
1 U KINGDOM		11313	9	122437	5257
990 U STATES		66395	42	1277760	
		77708	51	1400197	
ENGINES AIRCRAFT UP TO 200 HP					
NO					
1 U KINGDOM			1	1305	5258

IMPORTS INTO CANADA FOR CONSUMPTION

Commodities and Countries from which Imported	MONTH OF OCTOBER 1960		TEN MONTHS ENDED OCTOBER 1960		Class Number	
	Quantities	Values (\$)	Quantities	Values (\$)		
	990 U STATES	21	20 772	428		480 487
ENGINES AIRCRAFT 201 TO 500 HP	NO	21	20 772	429	481 792	5259
1 U KINGDOM					5762	
990 U STATES	18	43 217	208	611 465		
ENGINES AIRCRAFT 501 TO 1000HP	NO	18	43 217	209	617 227	5260
990 U STATES	3	21 315	29	152 284		
ENGINES AIRCRAFT OVER 1000 HP	NO	3	21 315	29	152 284	5261
1 U KINGDOM	8	1084 678	57	782 7668		
73 NETHRLNDS			2	66850		
848 CUBA			2	165000		
874 MEXICO			2	29967		
990 U STATES	19	648 460	128	406 8834		
ENGINES MARINE DIESEL	NO	27	1733 138	191	12158319	5265
1 U KINGDOM	32	44 619	355	54 5503		
49 DENMARK			4	201203		
54 FRANCE			14	5803		
55 GERMANY W	2	2925	6	18162		
73 NETHRLNDS	2	5099	3	7697		
85 SWEDEN	4	10 473	67	112359		
990 U STATES	36	237 520	492	1624 428		
ENGINES MOTOR VEHICLE DIESEL	NO	76	300 636	941	251 5155	5266
1 U KINGDOM	22	46 096	394	106 6253		
44 BELG LUX			1	1734		
55 GERMANY W			1	3014		
559 JAPAN			2	4850		
990 U STATES	48	133 495	297	767 452		
ENGINES LOCOMOTIVE DIESEL	NO	70	179 591	695	1843 303	5267
1 U KINGDOM			3	6408		
990 U STATES	3	9 442	177	217 9910		
ENGINES DIESEL SEMI DIESEL NOP	NO	3	9 442	180	218 6318	5268
1 U KINGDOM	78	210 882	1806	232 7958		
54 FRANCE			2	1090		
55 GERMANY W	6	9368	212	187 616		
85 SWEDEN			1	1980		
559 JAPAN			3	4850		
990 U STATES	60	297 107	1410	389 4258		
POWER BOILERS	144	517 357	3434	641 7752	5274	
1 U KINGDOM				3633		
55 GERMANY W				243		
990 U STATES		96146		1022525		
POWER BOILER PARTS		96146		1026401	5275	
1 U KINGDOM				43411		
44 BELG LUX		423		22490		
55 GERMANY W				15970		
990 U STATES		84083		1394653		
OUTBOARD MOTORS	NO			84506	1476524	5280
1 U KINGDOM			872	64739		
55 GERMANY W	2	161	11	3391		
67 ITALY			200	20000		
990 U STATES	349	65 764	5154	138 7533		
OUTBOARD MOTOR PARTS	351	65 925	6237	147 5663	5283	
1 U KINGDOM		77		3142		
44 BELG LUX				1076		
55 GERMANY W				1335		
524 MALAYA				1354		
990 U STATES		489 432		6232527		
CREAM SEPARATOR PARTS		489 509		6239434	5290	
1 U KINGDOM				1112		
49 DENMARK		251		3025		
53 FINLAND				828		
55 GERMANY W		115		1287		
85 SWEDEN		3109		21202		
990 U STATES		5564		76407		
CREAM SEPARATORS	NO	9039		103861	5292	
49 DENMARK			4	7510		
53 FINLAND			2	4619		
55 GERMANY W			1366	107696		
85 SWEDEN	170	19621	4979	487349		
990 U STATES	1	50	53	133522		
MILK CLARIFIERS AND PARTS	171	19671	6404	740696	5293	
49 DENMARK				4258		
85 SWEDEN				13214		
990 U STATES		2509		13558		
MILKING MACHINES AND PARTS		2509		31030	5294	
1 U KINGDOM				6260		
55 GERMANY W				22306		
85 SWEDEN		1230		30736		
990 U STATES		97935		1916039		
PASTEURIZERS DAIRY AND PARTS		99165		1975341	5295	
1 U KINGDOM	NO	1094	6	76430		

IMPORTS INTO CANADA FOR CONSUMPTION

Commodities and Countries from which Imported	MONTH OF OCTOBER 1960		TEN MONTHS ENDED OCTOBER 1960		Class Number
	Quantities	Values (\$)	Quantities	Values (\$)	
55 GERMANY W				231	
85 SWEDEN		1259		63803	
990 U STATES	2	5965	221	333317	
	2	8318	227	473781	
POWER DAIRY MACHINERY AND PTS					5296
1 U KINGDOM		2756		79102	
49 DENMARK				2065	
55 GERMANY W		7692		28679	
67 ITALY				395	
85 SWEDEN				9623	
86 SWITZRLND		346		20040	
990 U STATES		98870		2032866	
		109664		2172770	
FORKS PRONGED	00Z				5301
1 U KINGDOM			26	598	
55 GERMANY W	586	4313	4614	33264	
559 JAPAN	76	764	1217	12540	
990 U STATES	13	378	593	13545	
	675	5455	6450	59947	
HARVESTERS AND PARTS	NO				5302
1 U KINGDOM				2438	
49 DENMARK	1	338	48	19017	
990 U STATES	13	81730	1164	2544537	
	14	82068	1212	2565992	
HAY LOADERS AND PARTS	NO				5303
990 U STATES	3	1012	177	68233	
	3	1012	177	68233	
MOWING MACHINES AND PARTS	NO				5305
1 U KINGDOM		582	8	9501	
55 GERMANY W	2	316	32	7490	
85 SWEDEN			352	100236	
990 U STATES	199	151572	6223	2707532	
	201	152470	6685	2824759	
POTATO DIGGERS PLANTERS PARTS	NO				5306
1 U KINGDOM	2	2746	19	11269	
55 GERMANY W			9	2626	
990 U STATES	75	78516	812	1005673	
	77	81262	840	1019568	
HAY RAKES TEDDERS AND PARTS	NO				5307
1 U KINGDOM			7	2757	
73 NETHRLNDS			695	164621	
990 U STATES	272	118695	9004	2923081	
	272	118695	9706	3090459	
RAKES N O P	00Z				5308
1 U KINGDOM	114	803	646	3966	
55 GERMANY W	992	4446	7003	34102	
85 SWEDEN			312	2151	
559 JAPAN			12919	35399	
990 U STATES	42	449	12573	21857	
	1148	5698	33453	167475	
SCYTHES	00Z				5310
1 U KINGDOM			767	11035	
43 AUSTRIA			1412	25129	
55 GERMANY W			67	1341	
85 SWEDEN			431	7431	
990 U STATES			1860	38683	
			4537	83619	
SICKLES OR REAPING HOOKS	00Z				5311
1 U KINGDOM			113	612	
559 JAPAN			11	76	
990 U STATES			937	6988	
			1061	7676	
CULTIVATORS SCUFFLERS AND PTS					5321
1 U KINGDOM		8592		188888	
49 DENMARK				597	
54 FRANCE		5681		5681	
55 GERMANY W				10797	
73 NETHRLNDS				60	
86 SWITZRLND				279	
559 JAPAN				3569	
990 U STATES		228913		6325571	
		243186		6535442	
DRILLS SEED SEEDERS AND PARTS					5322
1 U KINGDOM				1535	
55 GERMANY W				673	
614 AUSTRALIA				1286	
990 U STATES		45258		2159000	
		45258		2162494	
HARROWS DISC AND PARTS					5323
1 U KINGDOM				1893	
86 SWITZRLND				271	
990 U STATES		144852		1286856	
		144852		1289020	
HARROWS AND PARTS N O P					5324
1 U KINGDOM		1723		48444	
86 SWITZRLND				2963	
990 U STATES		24752		580659	
		26475		632066	
HOES	00Z				5325
1 U KINGDOM			32	364	
55 GERMANY W			574	2756	
85 SWEDEN			15	576	
559 JAPAN			2209	13344	
990 U STATES	25	241	1908	20005	
	25	241	4738	37045	

IMPORTS INTO CANADA FOR CONSUMPTION

Commodities and Countries from which Imported	MONTH OF OCTOBER 1960		TEN MONTHS ENDED OCTOBER 1960		Class Number
	Quantities	Values (\$)	Quantities	Values (\$)	
PLOUGHS DISC AND PARTS 1 U KINGDOM 614 AUSTRALIA 990 U STATES				12853 1188 450070	5326
		51627		464111	
PLOUGHS AND PARTS N O P 1 U KINGDOM 54 FRANCE 55 GERMANY W 990 U STATES		2979 1173		95932 1173 78	5327
		204917		1986717	
		209069		2083200	
ROLLERS FARM OR LAWN AND PARTS 1 U KINGDOM 990 U STATES	NO		31	246	5328
	3	306	1471	91094	
	3	306	1502	91340	
FANNING MILL PEAVINERS AND PTS 990 U STATES	NO				5331
	22	28508	347	743636	
	22	28508	347	743636	
HARVESTER COMBINES AND PARTS 1 U KINGDOM 55 GERMANY W 614 AUSTRALIA 990 U STATES	NO	353		33495 61649 1276	5332
	83	792598	4409	24097691	
	83	792951	4432	24194111	
THRESHING MACHINE SEPARATORS 990 U STATES	NO		23	11897	5333
			23	11897	
THRESHING MACHINE PARTS 990 U STATES		542		45702	5334
		542		45702	
ELECT GENERATORS FARM AND PTS 990 U STATES		2610		37883	5342
		2610		37883	
FODDER FEED CUTTERS AND PARTS 990 U STATES	NO				5343
	22	8248	196	63058	
	22	8248	196	63058	
FRUIT VEGETABLE GRADING MACH 1 U KINGDOM 55 GERMANY W 73 NETHRLNDS 990 U STATES				1085 1554 6497	5344
		58393		747988	
		58743		757124	
GRAIN HAY GRINDERS AND PARTS 85 SWEDEN 874 MEXICO 990 U STATES	NO			1403 6835	5345
	215	83146	1168	462100	
	215	83146	1168	470338	
HAY PRESSES AND PARTS 1 U KINGDOM 54 FRANCE 55 GERMANY W 73 NETHRLNOS 990 U STATES	NO	21288	15	116551	5346
		233	30	29960	
		207	311	120384	
			1	532	
	493	674074	6378	8863619	
	493	695802	6735	9131046	
MANURE SPREADERS AND PARTS 1 U KINGDOM 990 U STATES	NO	822		3483	5350
	398	203423	5025	2260662	
	398	204245	5025	2264145	
POST HOLE DIGGERS AND PARTS 990 U STATES	NO				5352
	95	5966	3562	223746	
	95	5966	3562	223746	
SPADES AND SHOVELS N O P 1 U KINGDOM 49 DENMARK 55 GERMANY W 73 NETHRLNOS 516 HONG KONG 559 JAPAN 614 AUSTRALIA 990 U STATES	DOZ	1489	21369	9256 25 459	5353
		18	149	390 3 87	
				45 3380	
	160	1302	3632	3380	
	72	930	6	101	
	72	930	1514	22726	
	1739	23750	14871	182718	
SPRAYING AND DUSTING MACHINES 1 U KINGDOM 54 FRANCE 55 GERMANY W 67 ITALY 516 HONG KONG 559 JAPAN 990 U STATES		125		23175 1604 10870 339	5354
				1168 404	
		68523		1917549	
		68648		1955109	
TRACTION DITCHING MACH AND PTS 55 GERMANY W 990 U STATES	NO				5356
	1	2192	1	2192	
		27946	78	509105	
	1	30138	72	511297	
TRACTORS 1 U KINGDOM 54 FRANCE 55 GERMANY W 67 ITALY 85 SWEDEN 990 U STATES	NO	185	329321	5345 130 217192	5357
				65 300 466795	
				60 11061	
	1534	5301251	19209	63940268	
	1719	5630572	25109	72978391	
TRACTOR PARTS AND ACCESSORIES 1 U KINGDOM 54 FRANCE 55 GERMANY W		216190 242		2801371 11117	5358
		22495		256838	

IMPORTS INTO CANADA FOR CONSUMPTION

Commodities and Countries from which Imported	MONTH OF OCTOBER 1960		TEN MONTHS ENDED OCTOBER 1960		Class Number
	Quantities	Values (\$)	Quantities	Values (\$)	
67 ITALY		21822		77071	
73 NETHRLNDS				17587	
85 SWEDEN		112		26429	
86 SWITZRLND				4999	
559 JAPAN				18503	
990 U STATES		3814850		37215842	
		4075711		40429757	
PRUNING HOOKS SHEARS					5362
DEHORNERS					
1 U KINGDOM				5531	
49 DENMARK				321	
54 FRANCE				174	
55 GERMANY W		117		5470	
67 ITALY		848		22044	
86 SWITZRLND		1216		3357	
559 JAPAN				327	
990 U STATES		3661		105427	
		5842		142651	
AGRIC IMPLEMENTS					5363
NOP AND PARTS					
1 U KINGDOM		66021		363778	
44 BELG LUX		403		623	
49 DENMARK		2904		17857	
54 FRANCE				6632	
55 GERMANY W		3342		116718	
67 ITALY		105		1414	
73 NETHRLNDS		1747		33768	
85 SWEDEN				2753	
86 SWITZRLND				121	
559 JAPAN		497		92544	
614 AUSTRALIA				2451	
990 U STATES		1168379		17326644	
		1243398		17965303	
KNIVES AND FORKS					5371
TABLE					
1 U KINGDOM		14235		117562	
43 AUSTRIA		3336		6388	
49 DENMARK		1539		17938	
53 FINLAND		141		1153	
54 FRANCE		109		8430	
55 GERMANY W		9549		68876	
67 ITALY				1022	
73 NETHRLNDS				2488	
76 NORWAY				504	
85 SWEDEN		277		6827	
86 SWITZRLND				128	
516 HONG KONG				130	
519 INDIA		350		2175	
559 JAPAN		106480		777588	
583 THAILAND				245	
990 U STATES		22970		124473	
		158986		1135927	
POCKET KNIVES					5372
1 U KINGDOM		8875		96903	
49 DENMARK				210	
54 FRANCE		160		5247	
55 GERMANY W		12741		156552	
67 ITALY		567		4946	
82 SPAIN				52	
85 SWEDEN				5162	
86 SWITZRLND		693		5801	
516 HONG KONG				975	
559 JAPAN		2168		35923	
990 U STATES		7038		73468	
		32242		385239	
RAZORS N O P AND PARTS					5373
1 U KINGDOM		40561		141876	
54 FRANCE				190	
55 GERMANY W		1733		16828	
85 SWEDEN				166	
559 JAPAN				1334	
990 U STATES		20327		490668	
		62621		651062	
SAFETY RAZOR BLADES					5374
DOZ					
1 U KINGDOM	128219	22174	872029	130565	
49 DENMARK			52082	2061	
55 GERMANY W	9830	480	189965	9321	
64 IRELAND			109999	4429	
85 SWEDEN			6666	295	
355 ISRAEL	58333	2106	108333	4083	
990 U STATES	291863	13517	2506664	181480	
	488245	38277	3845738	332234	
SCISSORS AND SHEARS N O P					5375
1 U KINGDOM		9987		132448	
43 AUSTRIA				402	
54 FRANCE		765		2852	
55 GERMANY W		30899		311828	
67 ITALY		2784		52124	
73 NETHRLNDS		66		164	
86 SWITZRLND				84	
516 HONG KONG				307	
527 PAKISTAN		284		7394	
559 JAPAN		1812		69492	
990 U STATES		28784		311510	
		75381		888605	
OTHER KNIVES N O P					5376
1 U KINGDOM		1833		41108	
43 AUSTRIA				65	
49 DENMARK				1259	

IMPORTS INTO CANADA FOR CONSUMPTION

Commodities and Countries from which Imported	MONTH OF OCTOBER 1960		TEN MONTHS ENDED OCTOBER 1960		Class Number
	Quantities	Values (\$)	Quantities	Values (\$)	
53 FINLAND				225	
54 FRANCE				7819	
55 GERMANY W		17064		135572	
67 ITALY		154		2083	
85 SWEDEN		1574		11656	
86 SWITZRLND		83		4739	
516 HONG KONG				767	
519 INDIA		122		1019	
559 JAPAN		3370		54832	
990 U STATES		7611		83813	
SPOONS		31811		344957	
1 U KINGDOM		2581		18733	5377
43 AUSTRIA		774		2419	
49 DENMARK		244		7248	
53 FINLAND				644	
55 GERMANY W		4212		25586	
67 ITALY				1299	
73 NETHRLNDS		195		6293	
76 NORWAY				122	
85 SWEDEN		64		4108	
559 JAPAN		19768		249213	
990 U STATES		1115		25492	
KNIVES BUTCHER AND KITCHEN		28953		341157	
1 U KINGDOM		27111		126658	5378
43 AUSTRIA		4589		4589	
49 DENMARK				445	
54 FRANCE		504		27645	
55 GERMANY W		5768		87026	
67 ITALY				137	
73 NETHRLNDS				1089	
85 SWEDEN		676		4864	
86 SWITZRLND		590		8571	
516 HONG KONG		82		569	
559 JAPAN		18903		106161	
990 U STATES		19650		120669	
HINGES AND BUTTS		77873		488423	
1 U KINGDOM	LB	18353	5063	275179	5381
44 BELG LUX				17680	
55 GERMANY W		39041	7360	177142	
67 ITALY				4059	
73 NETHRLNDS				1572	
85 SWEDEN		6467	1699	45828	
553 CHINA COM				4905	
559 JAPAN		15730	3008	565224	
990 U STATES		84264	60150	705877	
CUT NAILS		163855	77280	1797466	
1 U KINGDOM	CWT			450	5391
43 AUSTRIA				200	
67 ITALY				1002	
990 U STATES		255	11157	1880	
TACKS ALL KINOS N O P		255	11157	3532	
1 U KINGDOM	LB	1314	223	15143	5393
55 GERMANY W		2123	495	13042	
559 JAPAN				1990	
990 U STATES		3452	1514	35281	
WIRE NAILS OVER ONE INCH		6889	2232	65456	
1 U KINGDOM	CWT	688	6102	63664	5394
43 AUSTRIA		700	4310	20700	
44 BELG LUX		1307	9836	7360	
55 GERMANY W		2000	11803	13327	
67 ITALY		100	577	2748	
73 NETHRLNDS		2100	12752	12262	
85 SWEDEN		43	780	260	
246 CZECHO S		1315	6509	7785	
277 POLAND				15280	
516 HONG KONG		1039	5705	2464	
553 CHINA COM		1736	9468	1736	
559 JAPAN		3568	26655	69599	
990 U STATES		458	11465	8241	
NAILS BRADS AND SPIKES N O P		15054	105962	225426	
1 U KINGDOM	LB	3352	604	54287	5395
55 GERMANY W		105	83	11537	
559 JAPAN				16812	
990 U STATES		20851	7148	220577	
HAND SEWING NEEDLES		24308	7835	303213	
1 U KINGDOM			1104		5400
55 GERMANY W			137		
246 CZECHO S					4341
516 HONG KONG					1120
559 JAPAN					855
990 U STATES			298		2066
SPRING BEARD AND LATCH NEEDLES		1539			3410
1 U KINGDOM	M	61	3370	1009	5401
54 FRANCE				7	
55 GERMANY W		3	129	191	401
85 SWEDEN				5	9043
86 SWITZRLND		14	1039	354	388
					27770

IMPORTS INTO CANADA FOR CONSUMPTION

Commodities and Countries from which Imported	MONTH OF OCTOBER 1960		TEN MONTHS ENDED OCTOBER 1960		Class Number
	Quantities	Values (\$)	Quantities	Values (\$)	
246 CZECHO S			10	350	
990 U STATES	216	14890	3317	204678	
NEEDLES N O P	294	19428	4893	274928	5402
1 U KINGDOM		24916		247825	
44 BELG LUX		2655		15967	
54 FRANCE				118	
55 GERMANY W		7096		62399	
67 ITALY		1492		12616	
73 NETHRLNDS		272		2275	
86 SWITZRLND		58		4037	
246 CZECHO S				4879	
516 HONG KONG				724	
559 JAPAN		2118		14559	
990 U STATES		15321		152056	
PINS N O P		53928		517455	5403
1 U KINGDOM	LB 28041	17389	338472	283005	
54 FRANCE			112	914	
55 GERMANY W	1971	1990	23723	16556	
246 CZECHO S	2318	855	27595	11338	
516 HONG KONG			300	82	
559 JAPAN	973	1091	5487	5561	
990 U STATES	4044	9973	32465	61015	
PINS FOR MARKING SYSTEMS	37347	31298	428154	378471	5404
1 U KINGDOM	LB		21	118	
990 U STATES	427	1023	20311	36593	
NUTS AND BOLTS WASHERS RIVETS	427	1023	20332	36711	5411
1 U KINGDOM	LB 216216	40587	3663489	749786	
43 AUSTRIA	1336	652	97843	21564	
44 BELG LUX	23993	2506	510123	62664	
54 FRANCE	135502	15865	871496	115095	
55 GERMANY W	32103	10212	701801	179660	
67 ITALY	779	401	65347	17390	
73 NETHRLNDS			137949	26187	
85 SWEDEN	8944	3548	728608	137519	
86 SWITZRLND			1613	3046	
355 ISRAEL			2700	674	
516 HONG KONG			5589	751	
559 JAPAN	22848	4052	648854	99285	
990 U STATES	622209	320927	7120821	3578161	
MACHINE AND OTHER SCREWS N O P	1070930	398750	14556233	4991782	5412
1 U KINGDOM		4838		202715	
43 AUSTRIA		585		3793	
44 BELG LUX				12693	
54 FRANCE				7033	
55 GERMANY W		2875		44965	
67 ITALY				10482	
73 NETHRLNDS				5870	
85 SWEDEN				34936	
86 SWITZRLND				983	
516 HONG KONG				749	
559 JAPAN		8353		51120	
990 U STATES		185364		1899072	
WOOD SCREWS OF IRON OR STEEL		202015		2274411	5413
1 U KINGDOM				20216	
43 AUSTRIA		1611		29251	
44 BELG LUX				1415	
55 GERMANY W		783		42458	
73 NETHRLNDS				434	
85 SWEDEN		1772		27925	
246 CZECHO S				436	
355 ISRAEL				4397	
516 HONG KONG		253		1835	
559 JAPAN		3879		86248	
886 P RICO		2869		2869	
990 U STATES		4869		103960	
FISH HOOKS COMMERCIAL		16036		321444	5421
1 U KINGDOM		439		1878	
76 NORWAY		92		45098	
559 JAPAN				863	
990 U STATES		184		15813	
HARDWARE N O P		715		63652	5422
1 U KINGDOM		41625		433331	
43 AUSTRIA				3095	
49 DENMARK				243	
54 FRANCE				334	
55 GERMANY W		21975		96423	
67 ITALY				3244	
73 NETHRLNDS		7173		53695	
76 NORWAY		150		240	
85 SWEDEN		28528		55971	
246 CZECHO S				3435	
516 HONG KONG				3426	
559 JAPAN		2184		42028	
614 AUSTRALIA				347	
990 U STATES		380645		3459454	
		482280		4155266	

IMPORTS INTO CANADA FOR CONSUMPTION

Commodities and Countries from which Imported	MONTH OF OCTOBER 1960		TEN MONTHS ENDED OCTOBER 1960		Class Number
	Quantities	Values (\$)	Quantities	Values (\$)	
LOCKS OF IRON OR STEEL					5423
1 U KINGDOM		1406		34010	
43 AUSTRIA		590		3417	
49 DENMARK				194	
55 GERMANY W		2318		34055	
67 ITALY		1069		3760	
85 SWEDEN		775		775	
86 SWITZRLND				1078	
246 CZECHO S		248		558	
262 HUNGARY		503		503	
516 HONG KONG				3950	
553 CHINA COM				318	
559 JAPAN				3433	
990 U STATES		71493		760843	
		78402		846894	
SKATES ICE AND PARTS	PAIR				5425
1 U KINGDOM	442	2808	30024	50118	
43 AUSTRIA			32	235	
85 SWEDEN			800	1592	
990 U STATES			1486	3507	
	504	344			
	946	3152	32342	55452	
SKATES ROLLER AND PARTS	PAIR				5426
1 U KINGDOM			1391	2453	
516 HONG KONG			600	352	
559 JAPAN	600	413	4692	2918	
990 U STATES	490	4280	14712	51482	
	1090	4693	21395	57205	
CARPET SWEEPERS	NO				5441
1 U KINGDOM	216	954	1988	8218	
85 SWEDEN			1000	1354	
886 P RICO			1612	13607	
990 U STATES			9235	52227	
	1411	8946			
	1627	9900	13835	75406	
CLEANERS ELECTRIC VACUUM	NO				5442
1 U KINGDOM	32	563	7334	181790	
49 DENMARK			290	10086	
55 GERMANY W	136	6517	1025	32297	
67 ITALY	50	980	50	980	
73 NETHRLNDS	691	14678	6929	144873	
85 SWEDEN			100	6775	
990 U STATES					
	7762	286758	80807	2928027	
	8671	309496	96535	3304828	
CLEANERS HAND VACUUM AND PARTS					5443
1 U KINGDOM		40675		458004	
49 DENMARK				300	
55 GERMANY W				5497	
73 NETHRLNDS				2974	
85 SWEDEN		492		9680	
559 JAPAN		230		11907	
824 JAMAICA				72	
990 U STATES					
		135578		1754708	
		176975		2243142	
CLOTHES WRINGERS DOMESTIC					5444
990 U STATES		13299		113919	
		13299		113919	
SEWING MACHINES DOMESTIC	NO				5445
1 U KINGDOM	1870	34640	8404	174399	
53 FINLAND			2	188	
54 FRANCE			3313	104228	
55 GERMANY W			2139	193969	
67 ITALY	40	1870	1347	67994	
73 NETHRLNDS			2	130	
82 SPAIN			850	18975	
85 SWEDEN			393	25076	
86 SWITZRLND	276	19362	4766	337270	
246 CZECHO S			2031	71171	
519 INDIA	291	4092	641	9462	
559 JAPAN	7123	170916	69872	1537570	
614 AUSTRALIA			1	60	
990 U STATES					
	3143	152680	27320	1835223	
	12743	383560	121081	4375715	
SEWING MACH ATTACHMNTS DOMESTIC					5446
1 U KINGDOM		8014		116707	
55 GERMANY W				410	
67 ITALY				122	
86 SWITZRLND		132		4157	
559 JAPAN		1374		19644	
990 U STATES					
		28330		228552	
		37850		369592	
SEWING MACHINE PARTS DOMESTIC					5447
1 U KINGDOM		25316		426192	
49 DENMARK				88	
55 GERMANY W		865		17975	
67 ITALY				1753	
85 SWEDEN				148	
86 SWITZRLND				5783	
246 CZECHO S				723	
258 GERMANY E		86		227	
288 YUGO SLAV		465		465	
559 JAPAN		319		13492	
990 U STATES					
		65011		435743	
		92062		902589	
CLOTHES DRYERS DOMESTIC ELECTR	NO				5448
1 U KINGDOM	204	9341	1779	73099	
55 GERMANY W			448	17644	
85 SWEDEN			2	74	

IMPORTS INTO CANADA FOR CONSUMPTION

Commodities and Countries from which Imported	MONTH OF OCTOBER 1960		TEN MONTHS ENDED OCTOBER 1960		Class Number
	Quantities	Values (\$)	Quantities	Values (\$)	
990 U STATES	4454	573002	16906	2823993	
WATER PUMPS DOMESTIC	4658	582343	19135	2914810	5449
1 U KINGDOM	NO		2333	21180	
43 AUSTRIA	213	1967	5	878	
246 CZECHOS	200	694	504	2103	
990 U STATES	58	5686	418	28032	
WASHING MACHINES ELECTRIC	471	8347	3260	52193	5450
1 U KINGDOM	NO		158	13260	
54 FRANCE	2	218	5	476	
85 SWEDEN			2	296	
990 U STATES	4812	679968	32688	4628943	
WASHING MACHINES N O P	4814	680186	32853	4642975	5451
990 U STATES	NO		522	127376	
WASHING MACHINE PARTS	309	76442	522	127376	5453
1 U KINGDOM				1835	
990 U STATES		453292		4317597	
IRONERS DOMESTIC ELEC AND PTS		453292		4319432	5454
990 U STATES	NO				
ARTICLES FOR SMELTING IRON	1	151	531	20755	5461
1 U KINGDOM	1	151	531	20755	
55 GERMANY W		499		86810	
76 NORWAY				579707	
85 SWEDEN				103662	
990 U STATES		22704		11617	
BLOWERS SMELTING APPARATUS		23203		1065058	5462
44 BELG LUX				9717	
54 FRANCE				382	
67 ITALY				980	
990 U STATES		11054		387393	
BUDDLES VANNERS SLIME TABLES		11054		398472	5463
990 U STATES		1005		633843	
CHOCK RELEASE APPARATUS		1005		633843	5465
1 U KINGDOM				8123	
COAL HEADING MACHINES				8123	5466
55 GERMANY W				12062	
67 ITALY				2625	
990 U STATES		14844		120738	
MINERS LAMPS AND ACCESSORIES		14844		135425	5467
1 U KINGDOM		4072		25158	
55 GERMANY W				265	
85 SWEDEN				2332	
990 U STATES		30464		452810	
AMALGAM SAFES ORE SAMPLERS		34536		480565	5468
1 U KINGDOM		3186		30228	
55 GERMANY W				3123	
990 U STATES		88336		627969	
SUNDRY METALLURGICAL APPARATUS		91522		661320	5469
1 U KINGDOM		10240		296214	
54 FRANCE		2277		40171	
55 GERMANY W		406		168030	
67 ITALY				36035	
76 NORWAY		12598		204111	
85 SWEDEN				3845	
86 SWITZRLND				2936	
990 U STATES		1284906		4476319	
DIAMOND DRILLS CORE DRILLS		1310427		5227661	5470
1 U KINGDOM		10040		240987	
55 GERMANY W		18036		18036	
85 SWEDEN				561	
990 U STATES		19755		253908	
MINE LOADING MACH CONVEYORS		47831		513492	5471
1 U KINGDOM		27881		646729	
55 GERMANY W		23917		23917	
85 SWEDEN		4558		76018	
990 U STATES		622081		7708642	
MACHINERY ALLUVIAL MINING		678437		8455306	5473
990 U STATES		917		199695	
MACHINERY ORE HANDLING		917		199695	5474
990 U STATES				16988	
MACHINERY ORE CONCENTRATION				16988	5475
1 U KINGDOM		4922		58796	
44 BELG LUX				3113	
55 GERMANY W				189	
990 U STATES		84839		905751	
MACHINERY METAL REFINING		89761		967849	5476
1 U KINGDOM				10488	
54 FRANCE				47238	

IMPORTS INTO CANADA FOR CONSUMPTION

Commodities and Countries from which Imported	MONTH OF OCTOBER 1960		TEN MONTHS ENDED OCTOBER 1960		Class Number
	Quantities	Values (\$)	Quantities	Values (\$)	
55 GERMANY W				7 86 25	5 4 7 7
67 ITALY		4 730		8 22 06	
86 SWITZRLND		317		2 26 9	
990 U STATES		13 758		4 19 430	
ORE CRUSHERS GRINDING MILLS		18 805		6 40 256	
1 U KINGDOM		20 186		2 50 469	5 4 7 7
44 BELG LUX				39 58	
54 FRANCE		3 764		7 30 65	
55 GERMANY W		144		3 51 18	
67 ITALY				2 00 3	
427 UN SO AFR				30 36	
990 U STATES		18 8259		1 71 1991	
COAL CUTTERS AUGERS DRILLS		21 2353		20 79 640	
1 U KINGDOM		1807		6 01 76	5 4 7 8
55 GERMANY W		1 253		1 25 3	
990 U STATES		730		7 46 04	
PUMPS PREC METAL EXTRACTION		3 790		1 36 033	
54 FRANCE				27 29	5 4 8 0
990 U STATES		15 379		16 46 33	
ROCK DRILLS AND PARTS		15 379		16 73 62	
NO					5 4 8 1
1 U KINGDOM	16	23 996	251	26 59 05	
53 FINLAND		1 535	5	5 79 8	
85 SWEDEN	8	20 958	194	21 60 80	
427 UN SO AFR				39 4 37	
990 U STATES	19	93 220	328	1 39 1341	
WELL DRILLING MACHINERY	43	139 709	778	1 91 85 61	
1 U KINGDOM		42 957		4 23 333	5 4 8 2
55 GERMANY W		904		69 58	
67 ITALY		3 228		3 22 8	
85 SWEDEN				1 61 22	
559 JAPAN				10 37	
990 U STATES		27 18 111		30 17 25 37	
ADDING MACHINES AND PARTS		27 65 200		30 62 32 15	
NO					5 5 0 0
1 U KINGDOM	178	27 360	1007	19 43 27	
54 FRANCE			805	10 65 50	
55 GERMANY W	555	71 911	1511	16 69 92	
67 ITALY	166	20 065	2964	30 55 57	
76 NORWAY	56	3 770	1179	5 81 56	
85 SWEDEN	50	5 798	1 719	11 21 09	
86 SWITZRLND		64		64	
990 U STATES	650	14 66 21	4 522	11 12 65 9	
BOOKKEEPING MACHINES AND PARTS	1 655	27 55 89	13 707	20 56 41 4	
NO					5 5 0 1
1 U KINGDOM		13 803	509	5 64 383	
49 DENMARK	120	3 226	1 046	2 76 69	
54 FRANCE			2	4 66	
55 GERMANY W	78	48 179	800	4 18 781	
67 ITALY	344	91 125	4 721	12 39 53 2	
73 NETHRLNDS			103	2 56 95	
85 SWEDEN	9	6 052	802	14 26 66	
86 SWITZRLND			188	20 24 5	
258 GERMANY E			12	63 21	
785 VENEZUELA				48 54	
990 U STATES	407	17 41 398	3 610	16 97 33 18	
CASH REGISTERS	958	190 3783	11 793	19 42 39 30	
55 GERMANY W		6 830		4 38 98	5 5 0 2
76 NORWAY		160		1 53 36	
85 SWEDEN		30 210		4 25 861	
990 U STATES		32 546		5 39 868	
CASH REGISTER PARTS		69 746		10 24 963	
55 GERMANY W		1 753		6 600	5 5 0 3
85 SWEDEN		3 782		1 55 10	
990 U STATES		12 3364		16 23 27 6	
DICTATING MACHINES AND PARTS		12 88 99		16 45 38 6	
1 U KINGDOM		6 26 46		2 34 62 8	5 5 0 4
44 BELG LUX				19 3	
49 DENMARK		404		3 52 7	
54 FRANCE				3 84	
55 GERMANY W		59 214		41 02 50	
73 NETHRLNDS		2 25 10		9 71 56	
86 SWITZRLND				9 36	
990 U STATES		7 50 64		8 86 7 10	
TYPEWRITERS		21 98 38		16 33 78 4	
NO					5 5 0 5
1 U KINGDOM	1314	63 345	14 323	100 46 68	
54 FRANCE			202	5 87 2	
55 GERMANY W	253	19 553	6 091	35 95 20	
67 ITALY			1 476	10 82 15	
73 NETHRLNDS	700	20 636	4 570	15 19 84	
82 SPAIN			210	5 280	
85 SWEDEN	48	4 703	612	40 96 4	
86 SWITZRLND	205	13 477	1 974	12 19 03	
246 CZECHO S	915	18 565	6 834	13 62 95	
258 GERMANY E			1 506	3 47 25	
990 U STATES	318	55 259	7 000	7 47 38 7	
	3 753	195 538	44 798	2 71 68 13	

IMPORTS INTO CANADA FOR CONSUMPTION

Commodities and Countries from which Imported	MONTH OF OCTOBER 1960		TEN MONTHS ENDED OCTOBER 1960		Class Number
	Quantities	Values (\$)	Quantities	Values (\$)	
TYPEWRITER PARTS					5506
1 U KINGDOM		2050		385487	
44 BELG LUX				973	
54 FRANCE				2511	
55 GERMANY W		4325		57070	
67 ITALY				1433	
73 NETHRLNDS				490	
85 SWEDEN		65		120	
86 SWITZRLNO		498		15733	
246 CZECHO S		24826		120365	
990 U STATES		310040		3349977	
		341804		3934159	
ELECTRONIC COMPUTERS AND PARTS	NO				5510
1 U KINGDOM			1	241594	
990 U STATES	2	65247	48	1950238	
	2	65247	49	2191832	
MACHINERY 412A PAPER WORKING					5511
1 U KINGDOM		120513		547609	
44 BELG LUX				724	
49 DENMARK		3188		10586	
54 FRANCE		381		90240	
55 GERMANY W		120804		1047707	
67 ITALY		1802		32594	
73 NETHRLNDS				36220	
85 SWEDEN				31748	
86 SWITZRLND		63002		238269	
246 CZECHO S				3290	
258 GERMANY E		2647		16948	
559 JAPAN				1497	
886 P RICO		74		25409	
990 U STATES		815464		10593117	
		1127875		12675958	
MACHINERY 412A CELLULOSE					5512
1 U KINGDOM		296		42760	
55 GERMANY W		228		11051	
990 U STATES		10301		95178	
		10825		148989	
NEWSPAPER PRESSES AND PARTS	NO				5513
1 U KINGDOM		10110	1	187542	
55 GERMANY W	1	11463	1	12305	
86 SWITZRLND				596	
990 U STATES	1	17203	14	707283	
	2	38776	16	907726	
FLAT BEO CYL PRESSES AND PARTS	NO				5514
1 U KINGDOM		122		444	
990 U STATES		603	2	31652	
		725	2	32096	
PRINTING PRESSES N O P AND PTS	NO				5515
1 U KINGDOM	147	36158	7356	1083070	
49 DENMARK	50	1322	761	52825	
54 FRANCE			4	31258	
55 GERMANY W	103	110574	554	988617	
67 ITALY	1	7534	196	165685	
73 NETHRLNDS		84	163	9869	
85 SWEOEN	4	13109	103	134968	
86 SWITZRLND		609	4	11860	
246 CZECHO S			9	11852	
559 JAPAN			2	29039	
990 U STATES	1417	777396	7963	7670659	
	1722	946786	17115	10189702	
TYPECASTING MACHINES AND PARTS					5516
1 U KINGDOM		2532		22004	
55 GERMANY W				860	
67 ITALY		679		1679	
85 SWEDEN				9000	
990 U STATES		228649		2137121	
		231860		2170664	
TYPEMAKING ACCESSORIES AND PTS					5517
1 U KINGDOM				5179	
55 GERMANY W				139	
990 U STATES		5386		48666	
		5386		53984	
SHOVELS PWR NOT MDE CANADA NOP	NO				5518
1 U KINGDOM	2	19640	7	61716	
55 GERMANY W			6	66687	
73 NETHRLNDS	1	5126	1	5126	
990 U STATES	7	69761	133	2092560	
	10	94527	147	2226089	
SHOVELS POWER MAOE CANAOA NOP	NO				5519
1 U KINGDOM	1	18353	2	27074	
85 SWEDEN			3	85173	
990 U STATES	5	87579	80	1704119	
	6	105932	85	1816366	
SHOVELS POWER PARTS OF N O P					5520
1 U KINGDOM		6541		48510	
55 GERMANY W		265		10353	
67 ITALY		206		3417	
85 SWEDEN				2483	
990 U STATES		346705		5619798	
		353717		5684561	
AIR COMPRESSING MACH AND PARTS					5521
1 U KINGDOM		39907		1160340	
43 AUSTRIA				10162	
44 BELG LUX		21099		60223	
49 DENMARK				1714	
54 FRANCE				22242	

IMPORTS INTO CANADA FOR CONSUMPTION

111

Commodities and Countries from which Imported	MONTH OF OCTOBER 1960		TEN MONTHS ENDED OCTOBER 1960		Class Number
	Quantities	Values (\$)	Quantities	Values (\$)	
55 GERMANY W		159		124900	
67 ITALY		1630		5610	
85 SWEDEN		7483		86688	
86 SWITZRLND		61776		64528	
246 CZECHO S		1920		1920	
874 MEXICO				3360	
990 U STATES		1509515		9125901	
		1643489		10667588	
BAKERY MACHINERY AND PARTS					5522
1 U KINGDOM		1804		78062	
43 AUSTRIA				10792	
49 DENMARK		2020		13041	
54 FRANCE				1321	
55 GERMANY W				15112	
67 ITALY				79009	
73 NETHRLNDS		2553		30258	
85 SWEDEN				7771	
86 SWITZRLND				5165	
990 U STATES		127382		3086789	
		133759		3327320	
CHAIN SAWS AND PARTS	NO				5523
55 GERMANY W		2624	64	15372	
73 NETHRLNDS			1	243	
76 NORWAY			1	1921	
85 SWEDEN		19683	802	138567	
990 U STATES	150	334618	3574	3066021	
	776	356925	4442	3222124	
	926				
COAL CARBONIZING MACH AND PTS					5524
990 U STATES		1507		95381	
		1507		95381	
SEWING MACH INDUSTRIAL AND PTS	NO				5525
1 U KINGDOM	20	3447	721	113167	
44 BELG LUX		1479		15260	
49 DENMARK	1	602	12	13944	
54 FRANCE		84	12	2389	
55 GERMANY W	112	11958	903	118707	
67 ITALY			45	7609	
85 SWEDEN			6	614	
86 SWITZRLND	25	1891	94	7133	
559 JAPAN		542	523	35788	
990 U STATES	299	178279	3744	1920469	
	457	198282	6060	2235080	
CLAY PRODUCTS MACH AND PARTS					5526
1 U KINGDOM				1621	
55 GERMANY W				433	
86 SWITZRLND				155	
990 U STATES		10428		96582	
		10428		98791	
COAL COKE AND GAS MACH AND PTS					5527
1 U KINGDOM		902		8840	
990 U STATES		339383		1392224	
		340285		1401064	
WASTE RECOVERY MACH AND PARTS					5528
1 U KINGDOM		554		53449	
55 GERMANY W				10765	
990 U STATES		73152		482824	
		73706		547038	
COAL HANDLING MACHINES AND PTS					5529
1 U KINGDOM				13253	
990 U STATES		29897		384384	
		29897		397637	
CONCRETE MIXING MACH AND PARTS	NO				5530
1 U KINGDOM	1	3884	23	42982	
49 DENMARK				93	
55 GERMANY W	1	6297	7	41677	
990 U STATES	29	26669	276	747513	
	31	36850	306	832265	
ROCK DRILL BITS	NO				5531
1 U KINGDOM	74	310	2619	13403	
43 AUSTRIA			240	1665	
55 GERMANY W			100	915	
85 SWEDEN	1997	21963	24911	259143	
427 UN SO AFR	203	1373	12882	93699	
990 U STATES	3522	50118	31867	863612	
	5796	73764	72619	1232437	
DENTAL ENGINES ELECTRIC	NO				5532
1 U KINGDOM			4	531	
55 GERMANY W			12	590	
990 U STATES	13	990	155	23443	
	13	990	171	24564	
HAND FIRE EXTINGUISHERS					5534
1 U KINGDOM		1204		12025	
990 U STATES		99896		1184095	
		101100		1196120	
FERTILIZER MACHINERY AND PARTS					5535
1 U KINGDOM		408		212643	
49 DENMARK				709	
55 GERMANY W				263	
76 NORWAY				29290	
990 U STATES		2170		33106	
		2578		276011	
FISH PREPARING MACH AND PARTS					5536
1 U KINGDOM				6270	
49 DENMARK		14388		15629	
55 GERMANY W		1515		149251	
990 U STATES		6065		95641	
		21968		266791	

IMPORTS INTO CANADA FOR CONSUMPTION

Commodities and Countries from which Imported	MONTH OF OCTOBER 1960		TEN MONTHS ENDED OCTOBER 1960		Class Number
	Quantities	Values (\$)	Quantities	Values (\$)	
REFRIGERATING MACH AND PARTS					5537
1 U KINGDDM		9 688		21 320 3	
49 DENMARK				3 282 4	
55 GERMANY W				7 796	
990 U STATES		7 198 48		9 970 683	
		7 295 36		10 224 506	
LAWN MOWERS POWER AND PARTS					5538
1 U KINGDDM	NO	4 613	20 33	805 59	
990 U STATES	21 219 240	8 507 7 89 690	7 685 8 7 889 1	4 245 362 4 325 921	
LAWN MOWERS N O P					5539
1 U KINGDDM	NO		3 709 4	29 632 6	
990 U STATES	23 23	298 298	5 782 4 287 6	7 632 8 3 726 54	
LEATHER MACHINERY AND PARTS					5540
1 U KINGDOM				70 66	
55 GERMANY W				3 688	
67 ITALY				7 516	
73 NETHRLNDS		9 65		1 930	
990 U STATES		27 251		13 416 9	
		28 216		15 436 9	
LOGGING MCHY AND PARTS N O P					5541
1 U KINGDOM		5 106		7 125 4	
55 GERMANY W		7 53		1 861 3	
73 NETHRLNDS				11 357	
76 NORWAY				1 000	
85 SWEDEN		4 243		90 20	
86 SWITZRLND				11 625 0	
559 JAPAN		9 451		3 994 5	
622 NEW ZEAL				400	
990 U STATES		48 403 1		7 528 452	
		50 358 4		7 796 291	
METAL DRILLING MACH AND PARTS					5542
1 U KINGDDM		30 448		31 811 8	
44 BELG LUX				208 45	
49 DENMARK				108	
54 FRANCE		2 126		21 747	
55 GERMANY W		3 053		3 683 4	
67 ITALY				2 242 3	
73 NETHRLNDS				97 31	
85 SWEDEN		2 710		1 831 5	
86 SWITZRLND		9 060		4 553 2	
246 CZECHD S		22 491		3 585 9	
277 POLAND				3 550	
559 JAPAN				52	
990 U STATES		10 262 2		1 782 5 48	
		17 251 0		2 315 662	
METAL GRINDING MACH AND PARTS					
1 U KINGDOM		4 619 0		3 777 55	
44 BELG LUX		4 704		4 788	
49 DENMARK		5 705		6 266 66	
54 FRANCE				299 1	
55 GERMANY W		5 307 6		2 608 58	
67 ITALY				574 7	
73 NETHRLNDS		3 87		4 082 6	
85 SWEDEN		2 801		3 193 3	
86 SWITZRLND		7 846		3 179 7	
246 CZECHO S		8 779		2 767 1	
559 JAPAN				7 57	
990 U STATES		3 444 78		3 840 871	
		4 739 66		4 688 660	
METALWORKING LATHES AND PARTS					5544
1 U KINGDOM		47 435		88 360 3	
43 AUSTRIA		480		2 254 3	
44 BELG LUX		6 930		101 43	
49 DENMARK				7 544	
54 FRANCE		4 670		1 907 6	
55 GERMANY W		22 241		3 509 76	
67 ITALY		2 156		2 840 4	
73 NETHRLNDS				1 792	
85 SWEDEN		1 764		1 943 6	
86 SWITZRLND		812		1 443 5	
246 CZECHO S				5 500 6	
258 GERMANY E				3 29	
990 U STATES		2 223 72		2 483 136	
		30 886 0		3 896 423	
METAL MILLING MACHINES AND PTS					5545
1 U KINGDDM		6 491		6 563 35	
44 BELG LUX				925	
49 DENMARK		2 37		2 295 8	
54 FRANCE		1 53		1 333 5	
55 GERMANY W		1 683 4		1 589 05	
67 ITALY		5 27		6 508 1	
73 NETHRLNDS		6 559		2 284 6	
85 SWEDEN		2 88		7 468 0	
86 SWITZRLND				3 287 1	
246 CZECHO S		97		2 254 2	
277 POLAND				1 291 9	
990 U STATES		42 417		1 361 219	
		73 603		2 444 616	
METALWORKING PLANERS AND PARTS					5546
1 U KINGDOM				1 726	
55 GERMANY W				10 038	
990 U STATES		519		1 708 2	
		519		2 884 6	

IMPORTS INTO CANADA FOR CONSUMPTION

Commodities and Countries from which Imported	MONTH OF OCTOBER 1960		TEN MONTHS ENDED OCTOBER 1960		Class Number	
	Quantities	Values (\$)	Quantities	Values (\$)		
METALWORKING PRESSES AND PARTS					5547	
1 U KINGDOM		4022		176586		
44 BELG LUX				2131		
49 OENMARK		330		2225		
54 FRANCE				2213		
55 GERMANY W		1975		132154		
67 ITALY		896		12220		
73 NETHRLNDS				11053		
85 SWEDEN		912		1929		
86 SWITZRLND				5539		
614 AUSTRALIA				13772		
990 U STATES		497950		3951853		
		506085		4311675		
METAL ROLLING MILL MCH AND PTS						5548
1 U KINGDOM		7297		316228		
55 GERMANY W		3091		371511		
67 ITALY				18660		
85 SWEOEN		1677		4349		
86 SWITZRLND				334		
990 U STATES		433308		6006949		
		445373		6718031		
METAL SHAPERS SLOTTERS AND PTS					5549	
1 U KINGDOM		4317		78343		
55 GERMANY W				17528		
85 SWEOEN		1351		8425		
86 SWITZRLND		5332		5741		
246 CZECHD S				6363		
990 U STATES		21934		470654		
		32934		587054		
METALWORKING MCH N O P AND PTS					5550	
1 U KINGDOM		56404		536208		
43 AUSTRIA				394		
44 BELG LUX		325		2245		
49 OENMARK				17721		
54 FRANCE		2476		5020		
55 GERMANY W		15581		445780		
67 ITALY		5046		81185		
73 NETHRLNDS		356		6428		
85 SWEDEN		4983		29627		
86 SWITZRLNO				48700		
559 JAPAN		4126		4126		
614 AUSTRALIA				1338		
990 U STATES		338823		6867588		
		428120		8046360		
MOTION PICTURE PROJECTORS					5551	
1 U KINGDOM		524		48819		
43 AUSTRIA		9952		230356		
49 OENMARK				2389		
54 FRANCE		2515		7794		
55 GERMANY W		9604		42659		
67 ITALY		2389		8671		
73 NETHRLNDS				4637		
86 SWITZRLND				19122		
559 JAPAN		45576		220764		
614 AUSTRALIA				487		
815 BERMUDA				12713		
990 U STATES		440445		3066017		
		511005		3664428		
CRANES ETC NOT MADE IN CANAOA					5552	
1 U KINGDOM	NO	35	8186	111		115118
55 GERMANY W		5	1264	12		50992
64 IRELAND				1		24511
73 NETHRLNDS				6		19172
76 NORWAY				1		805
85 SWEDEN		3	8200	119		105115
990 U STATES		47	201918	803		2959596
		90	219568	1053		3275309
CRANES ETC KIND MADE IN CANADA						5553
1 U KINGDOM	NO	163	14620	553	93189	
54 FRANCE				10	3158	
55 GERMANY W		9	3495	256	147572	
67 ITALY				3	13564	
76 NORWAY		6	5451	128	77124	
85 SWEDEN				9	28575	
559 JAPAN		98	2388	205	5795	
813 BAHAMAS				1	22000	
990 U STATES		172	179961	1933	2705450	
		448	205915	3098	3096427	
CRANES HOISTS ETC NOP PARTS OF					5554	
1 U KINGDOM			21296			227146
54 FRANCE			317			41304
55 GERMANY W			8109			50441
73 NETHRLNDS						90
76 NORWAY			784			2966
85 SWEDEN			220			33043
86 SWITZRLND						437
990 U STATES			228617		2093649	
			259343		2449076	
OZONE GENERATORS AND PARTS					5555	
54 FRANCE						79
55 GERMANY W			926			1618
86 SWITZRLND			1924			7205
990 U STATES			1971			24175
			4821		33077	
PAPER MILL MACHINES AND PARTS					5556	
1 U KINGDOM			189024			2184293

IMPORTS INTO CANADA FOR CONSUMPTION

Commodities and Countries from which Imported	MONTH OF OCTOBER 1960		TEN MONTHS ENDED OCTOBER 1960		Class Number
	Quantities	Values (\$)	Quantities	Values (\$)	
43 AUSTRIA		2 649		2 109 3	
54 FRANCE		4 857		1 983 4	
55 GERMANY W		7 008		1 985 37	
85 SWEDEN				1 605 9	
86 SWITZRLND				3 675 6	
559 JAPAN				20 57	
990 U STATES		7 995 91		4 384 145	
		10 031 29		6 862 774	
PULP MILL MACHINES AND PARTS					5 557
1 U KINGDOM		3 090		9 144 8	
55 GERMANY W				20 98	
67 ITALY				20 00	
76 NORWAY				22 46	
85 SWEDEN		1 015 69		65 304 9	
990 U STATES		61 059		1 153 143	
		1 657 18		1 903 984	
POWER PUMPS N O P AND PARTS	NO				5 558
1 U KINGDOM	112	53 764	2 958	66 114 6	
44 BELG LUX			1	4 386	
49 DENMARK				1 96	
54 FRANCE			1 013	16 973	
55 GERMANY W	19	23 235	794	12 062 2	
64 IRELAND				93	
67 ITALY			5	8 409	
73 NETHRLNDS			360	9 702	
76 NORWAY			1	134	
85 SWEDEN			252	14 699 0	
86 SWITZRLND	8	1 446	60	13 600	
427 UN SO AFR				155	
559 JAPAN			10	837	
990 U STATES				8 648 952	
	3 843	9 078 36	4 733 8	8 648 952	
	3 982	9 862 81	5 279 2	9 632 195	
RIFLE MAKING MACHINERY					5 559
990 U STATES		266		1 829 9	
		266		1 829 9	
ROAD MAKING MACHINERY AND PTS					5 560
1 U KINGDOM		9 132		34 389 5	
990 U STATES		292 207		5 496 523	
		301 339		5 840 418	
TRENCH AND DITCH MACH AND PTS					5 561
990 U STATES		5 309		7 319 7	
		5 309		7 319 7	
ROLLERS STREET ROAD AND PARTS	NO				5 562
1 U KINGDOM		914	9	4 757 1	
55 GERMANY W		590	5	12 177	
85 SWEDEN			28	79 400	
990 U STATES	8	43 408	443	15 505 36	
	8	44 912	465	16 896 84	
ROLLS CAST FOR ROLLING STEEL					5 563
1 U KINGDOM		25 187		26 320 0	
55 GERMANY W		3 095		62 27	
990 U STATES		184 402		200 105 7	
		212 684		227 048 4	
SAWMILL MACHINERY AND PARTS					5 564
1 U KINGDOM				48 37	
43 AUSTRIA				560 4	
44 BELG LUX				440 3	
55 GERMANY W		4 165 0		19 646 5	
85 SWEDEN				35 574	
990 U STATES		113 116		101 581 9	
		154 766		126 270 2	
SCRAPERS RAILWAY OR ROAD					5 565
990 U STATES		184 958		27 190 21	
		184 958		27 190 21	
SHOE MACHINERY AND PARTS					5 566
1 U KINGDOM		7 142		41 286	
44 BELG LUX				148 1	
49 DENMARK		1 013		290 89	
54 FRANCE		2 893		34 176	
55 GERMANY W		10 39		60 162	
67 ITALY		3 908		350 56	
73 NETHRLNDS				34 48	
85 SWEDEN				43 85	
246 CZECHO S				75 24	
990 U STATES		184 947		126 913 9	
		200 942		148 574 6	
ROLLS CAST FOR ROLLING PAPER					5 567
1 U KINGDOM		22 429		122 575	
55 GERMANY W				10 104 7	
990 U STATES		25 020		19 019 6	
		47 449		41 381 8	
STREET CLEANING MACH AND PARTS					5 569
1 U KINGDOM				61	
990 U STATES		116 217		80 590 6	
		116 217		80 596 7	
BEEF SUGAR MACHINERY AND PARTS					5 570
1 U KINGDOM		28 58		35 10	
990 U STATES		11 513		15 335 2	
		14 371		15 686 2	
VENEER DRYING MACHINES AND PTS					5 571
990 U STATES		22 38		53 639 1	
		22 38		53 639 1	
WATER METERS N O P AND PARTS	NO				5 572
1 U KINGDOM			39	123 26	
990 U STATES	6	1 950	92	35 576	
	6	1 950	131	47 902	

IMPORTS INTO CANADA FOR CONSUMPTION

Commodities and Countries from which Imported	MONTH OF OCTOBER 1960		TEN MONTHS ENDED OCTOBER 1960		Class Number
	Quantities	Values (\$)	Quantities	Values (\$)	
WATER TURBINES AND PARTS					5573
1 U KINGDOM		39234		46889	
54 FRANCE				60356	
67 ITALY				1809	
85 SWEDEN				44124	
86 SWITZRLND		97		3611	
990 U STATES		26169		570348	
		65500		727137	
WIRE STITCHER STAPLERS AND PTS					5574
1 U KINGDOM		634		15081	
43 AUSTRIA				392	
54 FRANCE				1076	
55 GERMANY W		223		13586	
67 ITALY				3727	
76 NORWAY				302	
85 SWEDEN		294		51231	
553 CHINA COM				373	
559 JAPAN		3240		31933	
990 U STATES		121637		940327	
		126028		1058028	
YARN CORD FABRIC MACH AND PTS					5575
1 U KINGDOM		269479		3089183	
43 AUSTRIA		1158		4666	
44 BELG LUX		4103		97594	
49 DENMARK				3212	
54 FRANCE		1293		25407	
55 GERMANY W		35384		558821	
67 ITALY		74130		727790	
73 NETHRLNDS		2059		15935	
85 SWEDEN				2079	
86 SWITZRLND		45726		476253	
246 CZECHO S				426	
258 GERMANY E				1555	
262 HUNGARY				352	
277 POLAND				14147	
355 ISRAEL				5617	
559 JAPAN				39255	
990 U STATES		1103845		10926640	
		1537177		15988932	
ALL MACHINERY N O P AND PARTS					5576
1 U KINGDOM		386888		8340358	
43 AUSTRIA		20713		197859	
44 BELG LUX		4522		99102	
49 DENMARK		25714		146054	
53 FINLAND				11396	
54 FRANCE		59161		351172	
55 GERMANY W		251791		2949085	
64 IRELAND				715	
67 ITALY		14141		425794	
73 NETHRLNDS		21731		151891	
76 NORWAY		7235		41493	
78 PORTUGAL				11453	
82 SPAIN				430	
85 SWEDEN		91163		1061434	
86 SWITZRLND		44839		666178	
246 CZECHO S				1538	
258 GERMANY E				1320	
277 POLAND				1173	
427 UN SO AFR		1158		4636	
516 HONG KONG				627	
559 JAPAN		9847		100953	
614 AUSTRALIA				40011	
622 NEW ZEAL				925	
785 VENEZUELA				882	
813 BAHAMAS				4841	
824 JAMAICA				350	
848 CUBA				6358	
874 MEXICO		7543		8344	
886 P RICO		40080		280541	
990 U STATES		11531254		115310361	
		12517780		130217274	
CIGARETTE CIGAR MACH AND PARTS					5577
1 U KINGDOM		19734		1065777	
55 GERMANY W		155		90130	
85 SWEDEN		174		34584	
990 U STATES		24676		397295	
		44739		1587786	
VENEER OR PLYWOOD MACH AND PTS					5578
1 U KINGDDM				485	
55 GERMANY W		6246		82640	
990 U STATES		8071		433295	
		14317		516420	
FORGED STEEL ROLLS					5580
1 U KINGDOM		77087		600885	
55 GERMANY W				5331	
990 U STATES		68753		1079307	
		145840		1685523	
FIXED METERS GAUGES FOR LIQUID					5581
1 U KINGDOM		1835		30211	
55 GERMANY W		165		10498	
76 NORWAY				2340	
990 U STATES		75323		648387	
		77323		691436	
AIR CONDITIONING APPARATUS NOP					5582
1 U KINGDOM		23978		317331	
54 FRANCE		800		10029	

IMPORTS INTO CANADA FOR CONSUMPTION

Commodities and Countries from which Imported	MONTH OF OCTOBER 1960		TEN MONTHS ENDED OCTOBER 1960		Class Number
	Quantities	Values (\$)	Quantities	Values (\$)	
55 GERMANY W		3 533		39 393	
67 ITALY				12 395	
73 NETHRLNDS		1 177		1 177	
85 SWEDEEN				18 158	
86 SWITZRLND		2 102		13 792	
427 UN SO AFR				495	
559 JAPAN				769	
990 U STATES		7 584 69		10 043 494	
		7 900 59		10 457 033	
DIES IN THE ROUGH					5 583
1 U KINGDOM		600		5 990	
73 NETHRLNDS				1 116	
990 U STATES		5 151		4 580 0	
		5 751		5 290 6	
BOTTLING MACHINES AND PARTS					5 584
1 U KINGDOM		1 618		5 897	
44 BELG LUX				1 145	
49 DENMARK				4 987	
55 GERMANY W		71		6 158 4	
990 U STATES		7 080 82		3 760 588	
		7 097 71		3 834 201	
BULLDOZERS EARTHMOVERS AND PTS	NO				5 585
1 U KINGDOM		13 199 5	3	7 782 97	
55 GERMANY W		940		3 296	
85 SWEDEN				11 233	
559 JAPAN				8 58	
990 U STATES		7 544 87	161	11 060 576	
	6	8 874 22	164	11 854 260	
CONVEYING EQUIPMENT AND PARTS					5 586
1 U KINGDOM		4 406 3		6 609 98	
43 AUSTRIA				2 540	
44 BELG LUX				1 425	
54 FRANCE		13 983		10 614 6	
55 GERMANY W		429		5 863 7	
67 ITALY				13 888	
73 NETHRLNDS				1 853	
76 NORWAY				1 204 3	
85 SWEDEN		448		6 835 2	
86 SWITZRLND		7 213		6 620 4	
559 JAPAN		1 326		1 326	
990 U STATES		41 540 4		4 541 875	
		48 286 6		5 535 287	
POWER JACKS AND PARTS	NO				5 587
1 U KINGDOM	44	3 203	465	6 729 5	
44 BELG LUX			1	683	
49 DENMARK			13	677	
54 FRANCE		319	3	619	
55 GERMANY W			19	1 363	
85 SWEDEEN			12 19	16 991	
990 U STATES	3 251	100 657	26 941	12 533 15	
	3 295	104 179	28 661	13 409 43	
STONE CRUSHING MACH AND PARTS					5 588
1 U KINGDOM		6 366		21 363 4	
44 BELG LUX				1 772	
54 FRANCE				2 347	
990 U STATES		2 449 09		3 355 043	
		2 512 75		3 572 796	
WOODWORKING MACH AND PARTS	NO				5 589
1 U KINGDOM		2 471 5		26 690 4	
44 BELG LUX				39 792	
54 FRANCE				1 52	
55 GERMANY W		20 597		22 591 1	
67 ITALY		1 725		3 026 5	
73 NETHRLNDS		488		4 025	
85 SWEDEN		5 209		6 454 6	
86 SWITZRLND				14 250	
246 CZECHO S				1 188	
813 BAHAMAS				580	
990 U STATES		6 737 24		5 690 304	
		7 264 58		6 337 917	
AIR CONOITIONERS ROOM SIZE	NO				5 590
1 U KINGDOM			40	1 100	
990 U STATES	206	30 421	40 143	4 499 807	
	206	30 421	40 183	4 500 907	
FRONT END LOADERS SHOVELS PTS	NO				5 591
1 U KINGDOM		3 033	15	17 095 5	
55 GERMANY W				20 268	
990 U STATES	34	974 608	485	12 539 166	
	34	977 641	500	12 730 389	
PASS ELEVATOR ESCALATR AND PTS	NO				5 598
1 U KINGDOM		850	1	20 124 2	
86 SWITZRLND				1 753 2	
990 U STATES	2	107 400	27	10 234 21	
	2	108 250	28	12 421 95	
FREIGHT SIDEWLK ELEVTR AND PTS	NO				5 599
1 U KINGDOM			2	391 01	
54 FRANCE	2	1 171	2	1 171	
86 SWITZRLND				243 9	
990 U STATES	12	80 450	89	59 707 6	
	14	81 621	93	63 978 7	
BATHS BATHTUBS IRON OR STEEL					5 600
1 U KINGDOM				2 599	
55 GERMANY W		2 499		3 298 2	
824 JAMAICA		420		420	
990 U STATES		2 530 6		3 404 84	
		28 225		37 648 5	

IMPORTS INTO CANADA FOR CONSUMPTION

117

Commodities and Countries from which Imported	MONTH OF OCTOBER 1960		TEN MONTHS ENDED OCTOBER 1960		Class Number
	Quantities	Values (\$)	Quantities	Values (\$)	
BASINS CLOSETS SINKS					5601
1 U KINGDOM		6026		43509	
55 GERMANY W				11153	
73 NETHRLNDS				3387	
990 U STATES		101166		784543	
		107192		842592	
CONTAINERS TINPLATE FOR FOOD					5602
990 U STATES		238101		2113179	
		238101		2113179	
CONTAINERS TINPLATE N O P					5603
1 U KINGDOM		4465		46255	
44 BELG LUX				1447	
54 FRANCE				413	
55 GERMANY W		1996		11321	
73 NETHRLNDS		285		2006	
86 SWITZRLND				248	
559 JAPAN		632		632	
990 U STATES		285088		2716974	
		292466		2779296	
HOLLOW WARE ENAMELLED IRON					5604
1 U KINGDOM		177		9226	
43 AUSTRIA				155	
44 BELG LUX		2494		27731	
49 DENMARK		75		14559	
53 FINLAND		57		328	
54 FRANCE		3713		10090	
55 GERMANY W		4205		12098	
67 ITALY				109	
73 NETHRLNDS		779		3211	
76 NORWAY		447		956	
559 JAPAN				4535	
874 MEXICO				168	
990 U STATES		25152		198741	
		37099		281907	
HOLLOW WARE IRON N O P					5605
1 U KINGDOM		5808		80447	
49 DENMARK		1729		20349	
53 FINLAND		138		206	
54 FRANCE		834		9251	
55 GERMANY W		6094		28240	
67 ITALY				1960	
73 NETHRLNDS				5981	
76 NORWAY				2388	
85 SWEDEN		6273		22525	
86 SWITZRLND		797		797	
516 HONG KONG		1338		1338	
559 JAPAN		10345		73381	
990 U STATES		357152		2579001	
		390508		2825864	
KITCHEN DAIRY HOLLOW WARE TIN					5606
1 U KINGDOM		628		4756	
55 GERMANY W		4434		69718	
85 SWEDEN		4349		4349	
990 U STATES		4306		41636	
		13717		120459	
MFRS OF TIN AND TINPLATE N O P					5607
1 U KINGDOM		30257		124080	
44 BELG LUX				176	
54 FRANCE		401		3636	
55 GERMANY W		3909		22079	
67 ITALY				1030	
73 NETHRLNDS		351		5165	
76 NORWAY				892	
85 SWEDEN		240		240	
246 CZECHO S				1016	
516 HONG KONG				3117	
559 JAPAN		299		17028	
874 MEXICO				226	
990 U STATES		252222		2894651	
		287679		3073336	
ANVILS AND VISES					5621
1 U KINGDOM		18142		134161	
55 GERMANY W		491		8030	
85 SWEDEN				56	
86 SWITZRLND		242		1319	
246 CZECHO S				484	
277 POLAND		321		1289	
559 JAPAN		1609		10189	
990 U STATES		11589		131999	
		32394		287527	
AUGERS BITS AND DRILLS					5622
1 U KINGDOM		70971		956132	
43 AUSTRIA		5188		47114	
49 DENMARK		246		7265	
54 FRANCE		3339		18617	
55 GERMANY W		14804		155643	
67 ITALY				22843	
73 NETHRLNDS		326		4391	
85 SWEDEN		16935		68242	
86 SWITZRLND				5517	
355 ISRAEL				4319	
559 JAPAN		6219		34005	
614 AUSTRALIA		7597		95632	
990 U STATES		77585		741536	
		203210		2161256	

IMPORTS INTO CANADA FOR CONSUMPTION

Commodities and Countries from which Imported		MONTH OF OCTOBER 1960		TEN MONTHS ENDED OCTOBER 1960		Class Number	
		Quantities	Values (\$)	Quantities	Values (\$)		
AXES		DOZ				5623	
	1	U KINGDOM	535	5149	3063		32946
	55	GERMANY W	1051	13094	3016		37908
	85	SWEDEN	625	8238	5142		69818
	559	JAPAN	59	503	235		2487
990	U STATES	20	701	286	8257		
			2290	27685	11742	151416	
FILES N O P AND RASPS		DOZ				5624	
	1	U KINGDOM	4423	17776	52758		175410
	55	GERMANY W	5	61	1236		4889
	67	ITALY			273		294
	78	PORTUGAL	4511	8388	11744		20548
	85	SWEDEN	2500	6870	11090		30705
	86	SWITZRLND	7	86	807		4792
	559	JAPAN	400	1060	6960		13746
990	U STATES	3612	24916	37418	286754		
			15458	59157	122286	537138	
HACK SAW BLADES						5625	
	1	U KINGDOM		15680			120637
	43	AUSTRIA		306			1518
	55	GERMANY W		2458			14497
	67	ITALY					2022
	85	SWEDEN		782			8892
	86	SWITZRLND					2823
	355	ISRAEL					705
	559	JAPAN		507			2962
	990	U STATES		4651			93260
			24384		247316		
SAWS N O P						5626	
	1	U KINGDOM		5948			73524
	43	AUSTRIA					380
	49	DENMARK		1376			7472
	55	GERMANY W		9466			71958
	67	ITALY					913
	76	NORWAY		81			11592
	85	SWEDEN		3406			82894
	86	SWITZRLND					2398
	246	CZECHO S					471
	277	POLAND					293
	559	JAPAN		5179			32538
990	U STATES		15435		156404		
			40891		440837		
WRENCHES						5627	
	1	U KINGDOM		4427			77769
	49	DENMARK					187
	54	FRANCE		506			866
	55	GERMANY W		20025			265524
	67	ITALY					13762
	85	SWEDEN		87			8744
	86	SWITZRLND					173
	559	JAPAN		13678			91073
	614	AUSTRALIA		142			239
990	U STATES		200637		1882966		
			239502		2341303		
ADZES CLEAVERS HATCHETS PLANES						5628	
	1	U KINGDOM		15985			198244
	43	AUSTRIA		178			876
	54	FRANCE		180			842
	55	GERMANY W		15480			238338
	67	ITALY		1071			12075
	73	NETHRLNDS		545			667
	85	SWEDEN		2562			84592
	86	SWITZRLND		162			2663
	246	CZECHO S		1631			3768
	277	POLAND					1909
	516	HONG KONG		1383			2985
	559	JAPAN		29952			225775
	614	AUSTRALIA					856
990	U STATES		78122		810986		
			147251		1584576		
ENGINEERS PRECISION TOOLS						5629	
	1	U KINGDOM		29882			294996
	43	AUSTRIA					786
	49	DENMARK		671			5934
	53	FINLAND					357
	54	FRANCE		860			41255
	55	GERMANY W		39498			359642
	67	ITALY					7954
	73	NETHRLNDS		238			2284
	76	NORWAY					3793
	85	SWEDEN		11311			46908
	86	SWITZRLND		4216			237344
	246	CZECHO S		1478			2788
	258	GERMANY E					647
	262	HUNGARY					616
	277	POLAND					1059
	527	PAKISTAN					1150
	559	JAPAN		15726			90655
614	AUSTRALIA		273		591		
990	U STATES		259912		3759155		
			364065		4857914		
TOOLS N O P						5630	
	1	U KINGDOM		85379			802546
	43	AUSTRIA					5836
	44	BELG LUX					791
	49	DENMARK		324			3417

IMPORTS INTO CANADA FOR CONSUMPTION

119

Commodities and Countries from which Imported	MONTH OF OCTOBER 1960		TEN MONTHS ENDED OCTOBER 1960		Class Number
	Quantities	Values (\$)	Quantities	Values (\$)	
54 FRANCE		1205		15072	
55 GERMANY W		27745		311477	
67 ITALY		3716		32446	
73 NETHRLNDS		1024		3607	
76 NORWAY		245		1031	
85 SWEDEN		1982		41084	
86 SWITZRLND		593		23167	
246 CZECHO S		855		16783	
277 POLAND		251		1949	
516 HONG KONG		155		2029	
559 JAPAN		41178		334938	
614 AUSTRALIA		555		12816	
815 BERMUDA				644	
990 U STATES		615211		6796757	
		780418		8406390	
FILES MANICURE					5631
1 U KINGDOM		562		8420	
54 FRANCE				878	
55 GERMANY W		3103		5315	
990 U STATES		2049		13502	
		5714		28115	
TOOLS FOR USE IN MACHINES					5632
1 U KINGDOM		72205		705209	
43 AUSTRIA		873		11050	
44 BELG LUX				3195	
49 DENMARK		112		3322	
54 FRANCE		542		5009	
55 GERMANY W		9475		105794	
67 ITALY		350		24058	
73 NETHRLNDS				13388	
85 SWEDEN		7042		117642	
86 SWITZRLND		3522		41793	
258 GERMANY E				200	
516 HONG KONG				278	
559 JAPAN		236		6463	
614 AUSTRALIA		161		3214	
990 U STATES		630699		6923585	
		725217		7964200	
AUTOMOBILES FREIGHT NEW	NO				5641
1 U KINGDOM	176	205964	2329	2568819	
54 FRANCE	24	25522	195	195800	
55 GERMANY W	186	198359	1862	2044618	
67 ITALY	1	1308	18	22212	
85 SWEDEN			3	20272	
559 JAPAN			5	3663	
990 U STATES	167	898100	2500	14420410	
	554	1329253	6912	19275794	
AUTOS PASS NEW UNDER 1200 DOL	NO				5642
1 U KINGDOM	2406	2476560	58438	60254888	
54 FRANCE	133	113927	6443	5633822	
55 GERMANY W	3364	2605848	26797	20619375	
67 ITALY	51	35414	897	648351	
73 NETHRLNDS			91	91222	
85 SWEDEN	8	9022	68	77803	
246 CZECHO S	21	16728	258	208176	
559 JAPAN			12	11023	
	5983	5257499	93004	87544660	
AUTOS PASS NEW 1200 TO 2100 DOL	NO				5643
1 U KINGDOM	1321	1742187	20354	27016710	
54 FRANCE	252	324685	1660	2242248	
55 GERMANY W	274	414618	2812	4435007	
67 ITALY	3	6132	149	243807	
85 SWEDEN	78	101606	850	1144707	
86 SWITZRLND			1	1550	
559 JAPAN			1	1233	
990 U STATES	2129	3635491	12489	20583512	
	4057	6224719	38316	55668774	
AUTOS PASS NEW N O P	NO				5644
1 U KINGDOM	72	239210	897	2769828	
44 BELG LUX			1	3133	
54 FRANCE	1	3037	4	15227	
55 GERMANY W	81	182785	521	1293786	
67 ITALY	1	2981	23	65743	
990 U STATES	1251	3908645	7880	24977132	
	1406	4336658	9326	29124849	
MOTOR OMNIBUSES NEW	NO				5645
1 U KINGDOM	9	11866	48	68312	
55 GERMANY W			158	311295	
990 U STATES	82	1157080	356	4780484	
	91	1168946	562	5160091	
PARTS OF MOTOR BUS BODIES 43BI					5646
1 U KINGDOM		1255		32610	
55 GERMANY W		4361		58600	
559 JAPAN				330	
990 U STATES		383217		7167316	
		388833		7258856	
AXLES BRAKES CLUTCHES TRUCK					5648
1 U KINGDOM		2600		107876	
44 BELG LUX				300	
54 FRANCE				369	
55 GERMANY W		6863		66452	
990 U STATES		1967300		23681084	
		1976763		23856081	
AUTOMATIC TRANSMISSION AND PTS					5649
1 U KINGDOM				6720	
55 GERMANY W		1296		16423	

IMPORTS INTO CANADA FOR CONSUMPTION

Commodities and Countries from which Imported	MONTH OF OCTOBER 1960		TEN MONTHS ENDED OCTOBER 1960		Class Number
	Quantities	Values (\$)	Quantities	Values (\$)	
614 AUSTRALIA				4 489	
990 U STATES		2007025		22312078	
		2008321		22339710	
AUTOMOBILE PARTS N O P					5650
1 U KINGDOM		531344		5072219	
43 AUSTRIA		879		1404	
44 BELG LUX		264		2388	
49 DENMARK		519		519	
54 FRANCE		42123		452002	
55 GERMANY W		261940		2848719	
64 IRELAND				2586	
67 ITALY		4674		66419	
73 NETHRLNDS		1122		26808	
85 SWEDEN		5804		92892	
246 CZECHO S		3399		22747	
427 UN SO AFR		660		13545	
559 JAPAN		9846		52441	
614 AUSTRALIA		734		27588	
886 P RICO		7840		55290	
990 U STATES		16734058		183281748	
		17605206		192019315	
BICYCLES N O P					5651
1 U KINGDOM	NO	4307	120619	2039380	
44 BELG LUX			43	901	
54 FRANCE			27	1664	
55 GERMANY W	244	2935	3246	37122	
67 ITALY	700	10442	3590	64795	
73 NETHRLNDS			7150	98037	
246 CZECHO S	24	291	8504	85673	
262 HUNGARY			1200	11564	
277 POLAND	850	6416	1559	12283	
559 JAPAN	160	1814	1414	19554	
990 U STATES	64	924	633	9890	
		6349	100527	147985	2380863
BICYCLE AND TRICYCLE PARTS					5652
1 U KINGDOM		6038		219287	
55 GERMANY W		1301		39577	
67 ITALY				1438	
73 NETHRLNDS				2255	
85 SWEDEN				12689	
246 CZECHO S				2795	
516 HONG KONG				1112	
559 JAPAN		5785		27017	
990 U STATES		603		47943	
		13727		354113	
CARS RAILWAY BOX AND FLAT					5653
990 U STATES	NO		75	146467	
			75	146467	
CARS RAILWAY PASSENGER					5654
990 U STATES	NO		4	10768	
			4	10768	
CARS RAILWAY TANK					5655
990 U STATES	NO		100	204993	
	4	6272	100	204993	
	4	6272	100	204993	
CARS RAILWAY N O P					5656
1 U KINGDOM	NO		341	131688	
67 ITALY	26	4168	26	4168	
990 U STATES	8	17679	94	330580	
	34	21847	461	466436	
CARS RAILWAY PARTS OF					5657
1 U KINGDOM				5915	
55 GERMANY W		21531		212186	
990 U STATES		161816		2331547	
		183347		2549648	
MOTOR RAIL CARS AND PARTS					5658
1 U KINGDOM	NO	1908	2	39578	
990 U STATES		46371	4	638566	
		48279	6	678144	
MOTOR CYCLES SIDE CARS AND PTS					5660
1 U KINGDOM	NO	6	1084	509061	
43 AUSTRIA		968	769	91812	
54 FRANCE			66	6961	
55 GERMANY W		2056	582	122026	
67 ITALY	18	5586	711	165565	
73 NETHRLNDS			21	2620	
246 CZECHO S	18	3245	275	39448	
559 JAPAN	39	4866	515	90344	
990 U STATES	16	22350	913	582996	
	97	48473	4936	1610833	
MOTOR VEHICLES N O P					5661
1 U KINGDOM	NO	21	142	427456	
44 BELG LUX	1	36679	5	5343	
49 DENMARK	1	1645	6	5106	
54 FRANCE	7	838	73	64500	
55 GERMANY W	22	7132	107	112980	
67 ITALY	3	20310	16	16064	
73 NETHRLNDS	4	4559	18	14881	
76 NORWAY		4255	1	437	
85 SWEDEN	1	1570	2	2848	
246 CZECHO S			1	671	
559 JAPAN			7	3169	
815 BERMUDA	1	504	1	504	
990 U STATES	195	292673	1792	2897399	
	246	370165	2171	3551358	
TRICYCLES N O P					5664
1 U KINGDOM	NO	34	199	3204	

IMPORTS INTO CANADA FOR CONSUMPTION

Commodities and Countries from which Imported	MONTH OF OCTOBER 1960		TEN MONTHS ENDED OCTOBER 1960		Class Number
	Quantities	Values (\$)	Quantities	Values (\$)	
55 GERMANY W			280	2876	
67 ITALY			6	52	
559 JAPAN	210	704	6357	21631	
990 U STATES	732	3534	17575	96682	
FACTORY WAREHOUSE TRUCKS MOTOR	976	4754	24417	124445	
1 U KINGDOM	NO				5672
54 FRANCE	9	30438	21	52611	
85 SWEDEN			3	2394	
990 U STATES	68	11336	71	13119	
	11	52807	220	1002820	
FORK LIFT TRUCKS AND PARTS	88	94581	315	1070944	
1 U KINGDOM	NO				5674
53 FINLAND	18	43574	163	549353	
54 FRANCE			1	5386	
55 GERMANY W		106	15	4150	
85 SWEDEN		131	5	14213	
246 CZECHO S		293		2361	
559 JAPAN			1	2333	
990 U STATES	115	706488	4	10602	
	133	750592	1324	8170180	
ROLLER BEARINGS AND PARTS NOP			1513	8758578	
1 U KINGDOM		25233		285899	5680
43 AUSTRIA		1851		29735	
44 BELG LUX				95	
54 FRANCE		2435		13557	
55 GERMANY W		43902		360699	
67 ITALY		1647		18785	
85 SWEDEN		42083		712167	
86 SWITZRLND		84		6804	
559 JAPAN				5580	
990 U STATES		721316		6603805	
ANCHORS FOR VESSELS		838551		8037126	
1 U KINGDOM	CWT				5681
76 NORWAY	625	7885	4440	79481	
990 U STATES	12	823	20	525	
	637	8708	3572	68022	
BALL AND ROLR BRNGS FOR AUTOS			8032	148028	
1 U KINGDOM		10918		252171	5682
54 FRANCE				2014	
55 GERMANY W		6157		113042	
85 SWEDEN		1859		4710	
559 JAPAN		143		5906	
990 U STATES		141090		1601442	
		160167		1979285	
BALLS ROLLERS FOR BEARINGS					5683
1 U KINGDOM		267		3831	
43 AUSTRIA		610		2110	
54 FRANCE		4007		20010	
55 GERMANY W		31966		234756	
85 SWEDEN		35154		166519	
559 JAPAN		1550		8019	
990 U STATES		23578		497585	
		97132		932830	
BALL BEARINGS AND PARTS N O P					5685
1 U KINGDOM		71472		738788	
43 AUSTRIA		15257		113860	
44 BELG LUX				4837	
54 FRANCE		5888		23405	
55 GERMANY W		87900		1067737	
67 ITALY		3036		38995	
73 NETHRLNDS				20234	
85 SWEDEN		41088		455953	
86 SWITZRLND		5039		83277	
246 CZECHO S		332		332	
559 JAPAN		1148		18696	
990 U STATES		537921		5425640	
		769081		7991754	
BOTTLES STEEL FOR GAS					5686
1 U KINGDOM		77		142292	
85 SWEDEN				1851	
813 BAHAMAS		330		1940	
815 BERMUDA		2480		10740	
990 U STATES		52345		1012995	
		55232		1169818	
BAYONETS SWORDS FOILS MASKS					5687
1 U KINGDOM		193		3653	
54 FRANCE				472	
55 GERMANY W		302		4897	
67 ITALY				577	
614 AUSTRALIA		417		4663	
990 U STATES		716		5022	
		1628		19284	
GALVANIZED RANGE BOILERS	NO				5689
1 U KINGDOM			1180	11487	
990 U STATES			825	9231	
			2005	20718	
DRUMS CYLINDERS BARRELS TANKS					5690
1 U KINGDOM		2450		57003	
55 GERMANY W		280		280	
67 ITALY				15209	
85 SWEDEN				1889	
815 BERMUDA				877	
990 U STATES		166485		2162142	
		169215		2237400	

IMPORTS INTO CANADA FOR CONSUMPTION

Commodities and Countries from which Imported	MONTH OF OCTOBER 1960		TEN MONTHS ENDED OCTOBER 1960		Class Number
	Quantities	Values (\$)	Quantities	Values (\$)	
FRAMES FOR PURSES RETICULES					5691
1 U KINGDOM		11228		225967	
43 AUSTRIA				2446	
44 BELG LUX		1793		46447	
54 FRANCE				118	
55 GERMANY W		11837		187529	
67 ITALY		1274		13773	
82 SPAIN		3100		37268	
990 U STATES		26668		183864	
		55900		697412	
FURNITURE OF METAL					5692
1 U KINGDOM		12261		229491	
43 AUSTRIA		202		315	
44 BELG LUX				857	
49 DENMARK		1506		21973	
54 FRANCE		329		33959	
55 GERMANY W		11446		102833	
67 ITALY		954		6022	
73 NETHRLNDS		5106		15796	
76 NORWAY		912		5931	
78 PORTUGAL		62		160	
85 SWEDEN				16716	
86 SWITZRLND		419		5099	
288 YUGO SLAV		734		2965	
516 HONG KONG		316		8253	
559 JAPAN				10984	
614 AUSTRALIA		548		736	
990 U STATES		754646		7673729	
		789441		8135819	
MATERIALS FOR BUOYS					5693
1 U KINGDOM				3627	
54 FRANCE				634	
85 SWEDEN				672	
990 U STATES		2766		38517	
		2766		43450	
GOLF SHAFTS OF SEAMLESS STEEL	NO				5694
1 U KINGDOM	49270	38534	310429	234049	
990 U STATES			1406	1489	
	49270	38534	311835	235538	
MATERIALS FOR RIFLES					5695
990 U STATES				2244	
				2244	
METAL PARTS FOR SHOTGUNS					5696
GUN BARRELS ROUGH BORED					5697
990 U STATES		2157		2761	
		2157		2761	
GUNS RIFLES AIR GUNS FIREARMS					5698
1 U KINGDOM		3839		57393	
43 AUSTRIA				315	
44 BELG LUX				17551	
53 FINLAND				927	
54 FRANCE				13811	
55 GERMANY W		5661		30693	
67 ITALY		2235		5575	
82 SPAIN		1341		11943	
86 SWITZRLND				723	
246 CZECHO S		331		7486	
262 HUNGARY		348		2157	
559 JAPAN				1221	
990 U STATES		54469		537024	
		68224		686819	
GUNS NOT MADE IN CANADA					5699
1 U KINGDOM		92235		607790	
43 AUSTRIA				5901	
44 BELG LUX		10980		355138	
49 DENMARK				10712	
53 FINLAND		138		6328	
54 FRANCE				13944	
55 GERMANY W		3570		67096	
67 ITALY		22711		110987	
82 SPAIN		7273		68148	
85 SWEDEN		6757		49949	
86 SWITZRLND				466	
246 CZECHO S		5879		32859	
258 GERMANY E		709		1454	
262 HUNGARY				3552	
559 JAPAN		1023		8457	
614 AUSTRALIA		8750		61414	
990 U STATES		393252		2621977	
		553277		4026172	
KNIFE FORK SCISSORS BLANKS					5700
1 U KINGDOM				4426	
49 DENMARK				63	
55 GERMANY W				1358	
990 U STATES		15654		171679	
		15654		177526	
METAL PARTS LOOSELEAF BINDERS					5701
1 U KINGDOM		13097		115015	
43 AUSTRIA				1043	
54 FRANCE				1273	
85 SWEDEN		2484		2484	
990 U STATES		36981		384786	
		52562		504601	
STILL FILM PROJECTORS SLIDES					5702
1 U KINGDOM		1080		9178	

IMPORTS INTO CANADA FOR CONSUMPTION

Commodities and Countries from which Imported	MONTH OF OCTOBER 1960		TEN MONTHS ENDED OCTOBER 1960		Class Number
	Quantities	Values (\$)	Quantities	Values (\$)	
49 DENMARK				1241	
54 FRANCE				3140	
55 GERMANY W		14252		77255	
559 JAPAN		416		35263	
990 U STATES		196933		963114	
PRESSED STEEL BELT PULLEYS		212681		1089191	
1 U KINGDOM		486		8722	5703
990 U STATES		14197		126256	
SAFES AND DOORS FOR VAULTS		14683		134978	
1 U KINGDOM		28146		432780	5706
55 GERMANY W				2728	
76 NORWAY		288		4537	
559 JAPAN				400	
990 U STATES		91486		901009	
STEEL WOOL		119920		1341454	
1 U KINGDOM				6421	5708
49 DENMARK				257	
55 GERMANY W				930	
990 U STATES		11513		109093	
LATH OF IRON OR STEEL		11513		116701	
1 U KINGDOM	CWT		1297	13645	5709
990 U STATES	95	2087	9631	139068	
VALVES IRON OR STEEL	95	2087	10928	152710	
1 U KINGDOM		158939		906222	5713
43 AUSTRIA		181		410	
49 DENMARK		228		4789	
54 FRANCE				147	
55 GERMANY W		324		41223	
67 ITALY				9665	
73 NETHRLNDS		33409		201993	
85 SWEODEN		2007		20826	
86 SWITZRLND				737	
427 UN SO AFR				1028	
559 JAPAN				1363	
990 U STATES		990922		8500549	
MANUFACTURES OF IRON STEEL NOP		1186010		9688952	
1 U KINGDOM		274576		3310988	5714
43 AUSTRIA		3058		70258	
44 BELG LUX				46281	
49 DENMARK		1192		27267	
54 FRANCE		11746		76200	
55 GERMANY W		300932		1048266	
64 IRELAND				93	
67 ITALY		60865		307804	
73 NETHRLNDS		4790		59044	
76 NORWAY		511		6830	
82 SPAIN		361		793	
85 SWEDEN		43881		315603	
86 SWITZRLND		3223		134343	
246 CZECHO S		289		2232	
288 YUGO SLAV				2060	
427 UN SO AFR		460		595	
516 HONG KONG		823		38851	
519 INDIA				466	
527 PAKISTAN		178		278	
553 CHINA COM				3315	
559 JAPAN		38606		418131	
614 AUSTRALIA				5302	
622 NEW ZEAL		2737		9119	
815 BERMUDA				1355	
874 MEXICO				117	
990 U STATES		4618436		47226805	
COOKING STOVES COAL OR WOOD	NO	5366664		53112396	
1 U KINGDOM			1	207	5715
990 U STATES	129	6419	435	22133	
COOKING STOVES ELEC OVER 25DOL	129	6419	436	22340	
1 U KINGDOM	NO		1	918	5716
76 NORWAY			1	230	
990 U STATES	143	27537	1359	155117	
COOKING STOVES GAS OVER 10 DOL	143	27537	1361	156265	
1 U KINGDOM	NO		9	307	5717
990 U STATES	1581	139237	13266	1158482	
COOKING STOVES OIL OVER 10 DOL	1581	139237	13275	1158789	
1 U KINGDOM	NO		3	516	5718
990 U STATES	37	2233	86	10727	
FURNACES DOMESTIC HOT WATER	37	2233	89	11243	
990 U STATES		72819		319775	5719
OIL BURNERS	NO	72819		319775	
1 U KINGDOM	1	354	1	354	5721
990 U STATES	207	12352	874	67014	
RADIATORS CAST IRON	208	12706	875	67368	
990 U STATES	SQ FT				5722
			375	189	
			375	189	

IMPORTS INTO CANADA FOR CONSUMPTION

Commodities and Countries from which Imported	MONTH OF OCTOBER 1960		TEN MONTHS ENDED OCTOBER 1960		Class Number	
	Quantities	Values (\$)	Quantities	Values (\$)		
ELECTRIC COOKING APPARATUS NOP					5723	
1 U KINGDOM		18 415		10 689 6		
43 AUSTRIA				95		
55 GERMANY W		12 006		15 935		
64 IRELAND				35 46		
67 ITALY		1 911		62 06		
73 NETHRLNDS				37 79		
86 SWITZRLND				2 42 4		
559 JAPAN		236		80 27		
990 U STATES		38 327 5		27 697 25		
		41 584 3		29 166 33		
HEATING COOKING APPARATUS NOP					5724	
1 U KINGDOM		9 336		40 39 4		
43 AUSTRIA		304		777		
49 DENMARK				15 995		
54 FRANCE		1 860		22 548		
55 GERMANY W				41 02		
67 ITALY				2 690		
73 NETHRLNDS				22 38		
85 SWEDEN		289		22 753		
86 SWITZRLND				62		
246 CZECHO S				17 02		
559 JAPAN		326		31 28		
990 U STATES		801 323		476 745 6		
		813 438		488 384 5		
PARTS HEATING AND COOKING APP					5725	
1 U KINGDOM		2 917		2 42 55		
49 DENMARK				18 57		
55 GERMANY W		175		18 335		
73 NETHRLNDS		3 335		14 866		
85 SWEDEN		507		4 583		
559 JAPAN				14 28		
990 U STATES		10 481 15		11 263 125		
		10 550 49		11 328 449		
OVENS COMMERCIAL BAKERY						5726
1 U KINGDOM				16 34 38		
990 U STATES		68 554		44 34 31		
		68 554		60 68 69		
GAS STOVE THERMOSTATS LIGHTERS					5727	
990 U STATES		7 406		5 688 5		
		7 406		5 688 5		
HEATERS OIL 20 DOLLARS OR OVER	NO				5728	
1 U KINGDOM		6	139	18		
990 U STATES		1 596	92 285	11 046		
		1 602	92 424	11 064		
METAL STAMPINGS FOR BATH TUBS	CWT				5729	
824 JAMAICA		495	9 474	495		
990 U STATES		8 117	143 942	7 314 2		
		8 612	153 416	7 363 7		
INDUSTRIAL FURNACES AND PARTS					5730	
1 U KINGDOM		15 171 2		44 529 5		
55 GERMANY W		14 847		26 457		
67 ITALY				22 37		
85 SWEDEN				36 56		
86 SWITZRLND				49 39		
990 U STATES		21 869 8		18 104 10		
		38 525 7		22 929 4		
RANGE OIL BURNERS	NO				5731	
990 U STATES		290	11 750	10 68		
		290	11 750	10 68		
WATER HEATER PARTS					5733	
1 U KINGDOM				17 68		
990 U STATES		47 614		60 31 27		
		47 614		60 48 95		
WATER HEATERS GAS	NO				5734	
1 U KINGDOM		24	1 716	408		
55 GERMANY W				230		
990 U STATES		534	59 439	6 738		
		558	61 155	7 376		
WATER HEATERS ELECTRIC	NO				5735	
1 U KINGDOM				37		
55 GERMANY W		12	1 467	1892		
990 U STATES		344	12 365	2924		
		356	13 832	4853		
WATER HEATERS N D P	NO				5736	
1 U KINGDOM				161		
990 U STATES		482	36 933	3047		
		482	36 933	3208		
HOUSEHOLD SCALES AND PTS	NO				5737	
1 U KINGDOM				504		
55 GERMANY W		206	497	4 665		
67 ITALY				252		
85 SWEDEN				62		
559 JAPAN				5 364		
990 U STATES		23 685	84 480	17 058 6		
		23 891	84 977	18 143 3		
				55 853 4		
				57 344 4		
SCALES BALANCES PARTS N O P					5738	
1 U KINGDOM		6 641		14 863 7		
44 BELG LUX		7 899		27 531		
49 DENMARK				828		
55 GERMANY W		353		7 014 1		
67 ITALY				56		
73 NETHRLNDS		16 728		4 551 8		
85 SWEDEN		2 199		881 6		
86 SWITZRLND		7 377		12 353 7		
553 CHINA COM		306		306		

IMPORTS INTO CANADA FOR CONSUMPTION

Commodities and Countries from which Imported	MONTH OF OCTOBER 1960		TEN MONTHS ENDED OCTOBER 1960		Class Number
	Quantities	Values (\$)	Quantities	Values (\$)	
559 JAPAN				888	
990 U STATES		298 707		2 793 758	
GAS FURNACES DOMESTIC WARM AIR	NO	340 210		3 220 016	5739
990 U STATES	1434	1 672 229	9848	1 171 395	
FURNACES DOMESTIC WARM AIR NOP	1434	1 672 229	9848	1 171 395	
990 U STATES	NO				5740
	438	67608	3768	522549	
SPRINGS FOR RAILWAY VEHICLES	438	67608	3768	522549	
1 U KINGDOM				75	5892
990 U STATES		1937		78065	
SPRINGS FOR OTHER VEHICLES		1937		78140	
990 U STATES		464		20197	5893
SPRINGS FOR FURNITURE		464		20197	
49 DENMARK				676	5894
990 U STATES		5552		50343	
		5552		51019	

IMPORTS INTO CANADA FOR CONSUMPTION

Commodities and Countries from which Imported	MONTH OF OCTOBER 1960		TEN MONTHS ENDED OCTOBER 1960		Class Number
	Quantities	Values (\$)	Quantities	Values (\$)	
<u>GROUP 6</u>					
NONFERROUS METALS AND PRODUCTS					
ALUMINA AND BAUXITE N O P					
	CWT				
1 U KINGDOM			118	2012	6001
427 UN SO AFR			608	2868	
716 B GUIANA	155534	138923	1201001	1272756	
777 SURINAM	248959	271150	2337464	2439011	
990 U STATES	9141	67901	205526	1053209	
	413634	477974	3744717	4769856	
BAUXITE ALUMINA FOR REFINING					
	CWT				
54 FRANCE			168640	458653	6002
465 GUINEA	1001584	266843	8032809	2285456	
614 AUSTRALIA			116040	334533	
716 B GUIANA	2504071	527175	26156611	6748717	
777 SURINAM	331742	95373	3701337	1053213	
824 JAMAICA	1140440	3614323	7763886	24598685	
	4977837	4503714	45939323	35479257	
CRYOLITE OR KRYOLITE					
	CWT				
49 DENMARK			33334	260910	6003
67 ITALY	22040	189193	54080	475722	
990 U STATES	332	3984	2802	33741	
	22372	193177	90216	770373	
ALUMINUM PIGS INGOTS BLOCKS					
	CWT				
1 U KINGDOM			180	5160	6004
990 U STATES	272	8135	8643	368768	
	272	8135	8823	373928	
ALUMINUM SCRAP					
	CWT				
990 U STATES	3496	37750	13240	145012	6005
	3496	37750	13240	145012	
ALUMINUM ANGLES CHANNELS BEAMS					
	CWT				
1 U KINGDOM	107	5418	1522	80310	6006
55 GERMANY W	12	398	12	398	
990 U STATES	604	39818	3772	271859	
	723	45634	5306	352567	
ALUMINUM BAR ROD AND WIRE ROOS					
	CWT				
1 U KINGDOM	154	6550	3030	123421	6007
43 AUSTRIA			5	152	
44 BELG LUX			82	3048	
86 SWITZRLND			650	25774	
990 U STATES	1569	76620	6610	341021	
	1723	83170	10377	493416	
ALUMINUM LEAF OR FOIL					
1 U KINGDOM		2878		250758	6009
43 AUSTRIA				4771	
55 GERMANY W		1401		9318	
67 ITALY				2621	
73 NETHRLNDS				873	
86 SWITZRLND		631		2887	
990 U STATES		79607		721941	
		84517		993169	
ALUMINUM PIPES AND TUBES					
	CWT				
1 U KINGDOM	957	43706	4166	206196	6010
55 GERMANY W	20	692	160	8009	
990 U STATES	109	8399	1639	146989	
	1086	52797	5965	361194	
ALUMINUM PLATES SHEETS STRIPS					
	CWT				
1 U KINGDOM	1557	70223	36685	1493003	6011
43 AUSTRIA	183	6287	2696	88291	
44 BELG LUX			2658	80453	
54 FRANCE			176	6776	
55 GERMANY W			32	1191	
73 NETHRLNDS	1169	39907	12121	394050	
86 SWITZRLND	286	11155	640	25773	
559 JAPAN			300	11461	
990 U STATES	2230	146124	41749	2507926	
	5425	273696	97057	4608924	
ALUMINUM POWOER AND PASTE					
	LB				
1 U KINGDOM	19950	6513	145954	44232	6012
55 GERMANY W			13946	5887	
990 U STATES	4314	3347	97289	59391	
	24264	9860	257189	109510	
ALUMINUM WIRE AND CABLE					
	CWT				
1 U KINGDOM			66	3450	6013
990 U STATES	60	4861	3297	147921	
	60	4861	3363	151371	
ALUMINUM HOUSEHOLD HOLLOW WARE					
1 U KINGDOM		4753		56736	6014
44 BELG LUX		647		1056	
54 FRANCE				1234	
55 GERMANY W				10602	
67 ITALY		6752		109802	
73 NETHRLNDS		65		1519	
76 NORWAY				655	
86 SWITZRLND				3549	
516 HONG KONG		2345		16769	
559 JAPAN		15066		122264	
990 U STATES		96959		926676	
		126587		1250862	
ALUMINUM MANUFACTURES N O P					
1 U KINGDOM		47819		640347	6015
43 AUSTRIA		1334		2221	

IMPORTS INTO CANADA FOR CONSUMPTION

127

Commodities and Countries from which Imported	MONTH OF OCTOBER 1960		TEN MONTHS ENDED OCTOBER 1960		Class Number
	Quantities	Values (\$)	Quantities	Values (\$)	
44 BELG LUX				2333	
49 DENMARK				808	
54 FRANCE		371		10141	
55 GERMANY W		49299		125765	
67 ITALY		9622		65698	
73 NETHRLNDS		3098		13681	
76 NORWAY				1586	
85 SWEDEN				15529	
86 SWITZRLND		1286		19456	
288 YUGO SLAV		509		509	
355 ISRAEL				654	
516 HONG KONG		535		6308	
559 JAPAN		9535		125338	
990 U STATES		1250446		11489836	
		1373854		12520210	
BRASS SCRAP					6022
1 U KINGDOM			14	235	
990 U STATES	23	304	787	15411	
	23	304	801	15646	
BRASS INGOTS BARS RODS					6023
1 U KINGDOM	201	6697	4528	138471	
55 GERMANY W			302	11944	
990 U STATES	308	16751	2985	171581	
	509	23448	7815	321996	
BRASS IN STRIPS SHEETS PLATES					6024
1 U KINGDOM	856	29118	10990	372118	
44 BELG LUX	54	2023	522	19837	
55 GERMANY W			42	1603	
85 SWEDEN			1	53	
559 JAPAN			21	854	
990 U STATES	113	9275	1575	117009	
	1023	40416	13151	511474	
BRASS TUBING					6025
1 U KINGDOM			1045	49430	
55 GERMANY W	151	4621	1269	42412	
990 U STATES	524	38705	6215	469470	
	675	43326	8529	561312	
METAL CAPS FOR ELEC BATTERIES					6026
990 U STATES			5848	54789	
			5848	54789	
BRASS HAND PUMPS N O P					6030
1 U KINGDOM				605	
990 U STATES				18677	
				19282	
BRASS VALVES PLATED OR NOT					6031
1 U KINGDOM		18002		163656	
49 DENMARK		8248		59502	
55 GERMANY W		2427		94081	
67 ITALY		7160		111797	
73 NETHRLNDS		577		13442	
85 SWEDEN		6121		40471	
559 JAPAN		5309		71888	
990 U STATES		341637		3634100	
		389481		4188937	
BRASS METERS AND PARTS					6032
1 U KINGDOM		1329		41524	
990 U STATES		22102		270023	
		23431		311547	
BRASS WIRE N O P					6033
1 U KINGDOM	LB 26880	11926	179420	79136	
55 GERMANY W			21039	14142	
990 U STATES	27924	15427	194365	114474	
	54804	27353	394824	207752	
BRASS WIRE CLOTH OR WOVEN WIRE					6034
1 U KINGDOM				5301	
54 FRANCE		283		283	
55 GERMANY W				3219	
73 NETHRLNDS				2472	
559 JAPAN				7527	
990 U STATES		13057		119977	
		13340		138779	
BRASS MANUFACTURES N O P					6035
1 U KINGDOM		39347		548991	
43 AUSTRIA		565		2677	
44 BELG LUX		120		3140	
49 DENMARK		1849		29237	
53 FINLAND				196	
54 FRANCE		433		17870	
55 GERMANY W		24702		97992	
64 IRELAND				2798	
67 ITALY		13930		114168	
73 NETHRLNDS		4135		23476	
76 NORWAY				119	
82 SPAIN		50		1809	
85 SWEDEN		3007		11913	
86 SWITZRLND		564		6648	
246 CZECHO S				840	
355 ISRAEL		1405		13205	
385 UAR EGYPT				58	
516 HONG KONG		3877		52550	
519 INDIA		10577		47490	
553 CHINA COM				2421	
559 JAPAN		5458		97082	
583 THAILAND				145	
755 CHILE				300	
874 MEXICO		2309		2943	

IMPORTS INTO CANADA FOR CONSUMPTION

Commodities and Countries from which Imported	MONTH OF OCTOBER 1960		TEN MONTHS ENDED OCTOBER 1960		Class Number
	Quantities	Values (\$)	Quantities	Values (\$)	
990 U STATES		830960		8726690	
PLUMBERS BRASS GOODS		943288		9804758	6037
1 U KINGDOM		3982		38760	
44 BELG LUX				4414	
55 GERMANY W		6650		33984	
67 ITALY		35029		380727	
73 NETHRLNOS		12248		43061	
85 SWEDEN		1456		4057	
86 SWITZRLNO				397	
288 YUGO SLAV		4913		35460	
559 JAPAN		14722		163515	
990 U STATES		410686		333740	
COPPER IN BLOCKS PIGS INGOTS	CWT	489686		4038115	
990 U STATES			97	4493	6042
COPPER SCRAP	CWT		97	4493	6043
826 LEEW WIND			16	352	
990 U STATES	10252	290855	41382	1195398	
COPPER BARS FOR ELECTRIC WIRES	10252	290855	41398	1195750	
1 U KINGDOM	CWT		152	6337	6044
990 U STATES	3172	83851	23228	836467	
COPPER IN BARS OR RODS N O P	3172	83851	23380	842804	
1 U KINGDOM	CWT		81	3427	6046
990 U STATES	25	1602	3196	104262	
COPPER IN STRIPS SHEETS PLATES	25	1602	3277	107689	
1 U KINGDOM	CWT		2373	102207	6047
990 U STATES	110	6971	1497	87065	
COPPER TUBING	110	6971	3870	189272	
1 U KINGDOM	CWT		18498	780144	6048
54 FRANCE	1575	59298	1804	90120	
55 GERMANY W	224	11332	322	17990	
67 ITALY			894	40931	
755 CHILE	135	5381	1134	43879	
990 U STATES	211	20546	2595	241552	
COPPER ROLLERS FOR WALL PAPER	2145	96557	25247	1214616	
1 U KINGDOM		17771		71260	6049
990 U STATES		2014		9182	
COPPER WIRE N O P		19785		80442	
1 U KINGDOM	LB	1730	1370	1495	6050
73 NETHRLNDS			105	143	
990 U STATES	2471	2496	34464	31134	
COPPER WIRE CLOTH WOVEN WIRE	4201	3866	36419	32772	
1 U KINGDOM		772		1732	6051
990 U STATES				472	
COPPER MANUFACTURES OF N O P		772		2204	
1 U KINGDOM		1569		77243	6052
44 BELG LUX		185		1444	
49 DENMARK				2824	
54 FRANCE		73		1469	
55 GERMANY W		144		11444	
67 ITALY		175		4361	
73 NETHRLNDS				14433	
85 SWEDEN				1162	
86 SWITZRLND		345		1027	
516 HONG KONG		58		352	
559 JAPAN		59		1800	
990 U STATES		142047		1179210	
LEAD IN PIGS AND BLOCKS		144655		1296769	
1 U KINGDOM	LB		13384	1217	6061
874 MEXICO			1200244	141563	
990 U STATES			22071	6530	
LEAD OLD AND SCRAP			1235699	149310	
824 JAMAICA	LB	24640	528	151211	6062
867 HAITI				10840	
990 U STATES	5500	826	38143	4479	
LEAD IN BARS AND SHEETS	30140	1354	200194	8111	
1 U KINGDOM	LB	10519	1264	81297	6063
990 U STATES		194	116	3905	
LEAD CAPSULES FOR BOTTLES		10713	1380	85202	6065
1 U KINGDOM			2140	12796	
54 FRANCE			472	1224	
55 GERMANY W				2504	
73 NETHRLNOS				12285	
614 AUSTRALIA				100	
990 U STATES				1495	
LEAD MANUFACTURES N O P		2612		30404	
1 U KINGDOM		2460		43250	6068
54 FRANCE				707	
55 GERMANY W		191		4540	
73 NETHRLNDS				9722	
76 NORWAY				75	

IMPORTS INTO CANADA FOR CONSUMPTION

Commodities and Countries from which imported	MONTH OF OCTOBER 1960		TEN MONTHS ENDED OCTOBER 1960		Class Number
	Quantities	Values (\$)	Quantities	Values (\$)	
85 SWEDEN				3589	
516 HONG KONG				903	
524 MALAYA				2104	
559 JAPAN				5981	
990 U STATES		15834		152651	
RODS 90 PC NICKEL FOR WIRE		18485		223522	
990 U STATES	LB				6070
			56723	75623	
NICKEL IN INGOTS BLOCKS SHOT	LB				6071
990 U STATES		2008	11473	11831	
		2008	11473	11831	
NICKEL BARS RODS STRIPS SHEETS	LB				6072
1 U KINGDOM			1994	3233	
76 NORWAY			92861	64977	
85 SWEDEN		189	6126	10163	
990 U STATES		232142	2701689	3046989	
		232331	288059	3125362	
NICKEL SILVER IN INGOTS BLOCKS	LB				6073
1 U KINGDOM			8884	4396	
990 U STATES			5704	8180	
			14588	12576	
NICKEL CHROMIUM IN BARS RODS	LB				6074
1 U KINGDOM		3014	3165	4781	
990 U STATES		4458	36051	36748	
		3014	39216	41529	
NICKEL MANUFACTURES NOT PLATED					6075
1 U KINGDOM			1116	13047	
43 AUSTRIA				480	
67 ITALY				3140	
73 NETHRLNDS			2245	5060	
990 U STATES		12470		67846	
		15831		89573	
NICKEL NICKEL PLATED WARE NOP					6077
1 U KINGDOM			17717	140691	
43 AUSTRIA			492	4913	
44 BELG LUX				921	
49 DENMARK				2153	
54 FRANCE			815	10284	
55 GERMANY W			20747	144936	
67 ITALY			448	25438	
73 NETHRLNDS				11209	
82 SPAIN				462	
85 SWEDEN			1077	2671	
86 SWITZRLND				1028	
246 CZECHO S				488	
258 GERMANY E			1650	1650	
516 HONG KONG			625	5025	
519 INDIA				116	
559 JAPAN			3969	36128	
614 AUSTRALIA				350	
990 U STATES		111969		967590	
		159509		1356053	
ELECTRO PLATED WARE GILT WARE					6082
1 U KINGDOM			91842	790852	
43 AUSTRIA			2888	17064	
44 BELG LUX			1658	16940	
49 DENMARK			962	7807	
54 FRANCE			6345	30357	
55 GERMANY W			55127	454357	
67 ITALY			7409	107758	
73 NETHRLNDS			4393	51266	
76 NORWAY			139	379	
82 SPAIN			338	4395	
85 SWEDEN			1290	7796	
86 SWITZRLND			130	5639	
246 CZECHO S				4375	
277 POLAND			234	234	
355 ISRAEL				170	
427 UN SO AFR			115	657	
516 HONG KONG			355	35572	
559 JAPAN			31007	449190	
614 AUSTRALIA				552	
990 U STATES		1061486		9115892	
		1265718		11106252	
GOLD SILVER SWEEPS GOLD FRINGE					6084
1 U KINGDOM				83	
54 FRANCE			270	6953	
55 GERMANY W				391	
990 U STATES			1178	8008	
			1448	15435	
GOLD SILVER DUTCH METAL LEAF					6085
1 U KINGDOM			4803	41823	
55 GERMANY W			1096	10096	
67 ITALY				1100	
990 U STATES			15364	113760	
			21263	166779	
GOLD MANUFACTURES N O P					6086
1 U KINGDOM			263	10842	
54 FRANCE				442	
55 GERMANY W			1043	4846	
67 ITALY			52	347	
86 SWITZRLND				615	
990 U STATES			29108	124461	
			30466	141553	

IMPORTS INTO CANADA FOR CONSUMPTION

Commodities and Countries from which Imported	MONTH OF OCTOBER 1960		TEN MONTHS ENDED OCTOBER 1960		Class Number
	Quantities	Values (\$)	Quantities	Values (\$)	
PLATINUM PALLADIUM IRIIDIUM					
1 U KINGDOM		1062901		10167529	6087
55 GERMANY W				375	
990 U STATES		69812		252571	
		1132713		10420475	
PLATINUM CRUCIBLES					
990 U STATES		95404		1682260	6088
		95404		1682260	
SILVER UNMANUFACTURED					
TR OZ					
1 U KINGDOM			2127	1895	6091
774 PERU			200596	178530	
813 BAHAMAS	1792	1598	18932	16049	
874 MEXICO			300000	270000	
990 U STATES	1008093	914174	2320121	2095329	
	1009885	915772	2841776	2561803	
TOILET ARTICLES OF STERLING					
1 U KINGDOM		1716		12429	6093
55 GERMANY W				226	
990 U STATES		279		19265	
		1995		31920	
SILVER MANUFACTURES N O P					
1 U KINGDOM		26496		319059	6094
43 AUSTRIA		67		274	
44 BELG LUX				972	
49 DENMARK		1664		21240	
54 FRANCE				5299	
55 GERMANY W		2974		53036	
64 IRELAND				1558	
67 ITALY				6110	
73 NETHRLNDS				495	
76 NORWAY				622	
82 SPAIN				231	
85 SWEDEN		1270		6279	
86 SWITZRLND				268	
516 HONG KONG		110		171	
527 PAKISTAN		103		103	
559 JAPAN				694	
774 PERU				51	
815 BERMUDA				1725	
874 MEXICO		1151		3206	
990 U STATES		15095		178456	
		48930		599849	
TIN BLOCKS PIGS OR BARS					
CWT					
1 U KINGDOM	565	55781	1911	187754	6101
44 BELG LUX	2912	286490	19600	1894759	
55 GERMANY W			2043	198853	
73 NETHRLNDS			448	42108	
524 MALAYA	4256	426593	32911	3223384	
747 BOLIVIA			644	60777	
990 U STATES	337	34107	7944	770341	
	8070	802971	65501	6377976	
TIN FOIL					
LB					
55 GERMANY W			440	375	6102
415 KENYA			208	229	
990 U STATES	684	859	17910	18708	
	684	859	18558	19312	
COLLAPSIBLE TUBES OF METAL					
1 U KINGDOM				6836	6103
990 U STATES		5194		79278	
		5194		86114	
ZINC DROSS AND ZINC SCRAP					
990 U STATES			6	106	6110
			6	106	
ZINC PIGS SLABS BLOCKS ANODES					
CWT					
55 GERMANY W			18	423	6112
990 U STATES			753	17421	
			771	17844	
ZINC BARS RODS PLATES SHEETS					
CWT					
1 U KINGDOM	62	1519	1752	30216	6113
44 BELG LUX	179	2833	2180	36339	
54 FRANCE			28	767	
55 GERMANY W	10	535	1078	16342	
86 SWITZRLND			38	725	
990 U STATES	983	33378	10794	326222	
	1234	38265	15870	410611	
ZINC DUST AND GRANULES					
CWT					
1 U KINGDOM	580	9747	8460	136007	6115
44 BELG LUX			442	6257	
990 U STATES	325	5410	5152	84653	
	905	15157	14054	226917	
ZINC MANUFACTURES N O P					
1 U KINGDOM		1313		31801	6116
44 BELG LUX				2958	
49 DENMARK				57	
54 FRANCE				885	
55 GERMANY W		2987		17074	
67 ITALY		497		6613	
73 NETHRLNDS				303	
86 SWITZRLND				217	
516 HONG KONG		4064		31668	
559 JAPAN				231	
614 AUSTRALIA				304	
990 U STATES		234429		1657417	
		243290		1749528	
ZINC SLUGS DISCS AND SHELLS					
1 U KINGDOM		410		24823	6117

IMPORTS INTO CANADA FOR CONSUMPTION

Commodities and Countries from which Imported	MONTH OF OCTOBER 1960		TEN MONTHS ENDED OCTOBER 1960		Class Number
	Quantities	Values (\$)	Quantities	Values (\$)	
990 U STATES		4 507		12 148 5	
ALLOYS OF COPPER		4 917		14 630 8	6 119
1 U KINGDOM				2 973 8	
55 GERMANY W		9 907		1 999 3	
85 SWEDEN				1 830	
990 U STATES		27 933		28 932 3	
ALLOYS OF MAGNESIUM		37 840		34 088 4	6 120
1 U KINGDOM		2 434		1 377 70	
990 U STATES		6 161		1 770 76	
BARRITT METAL IN BLOCKS BARS	CWT	8 595		31 484 6	6 121
1 U KINGDOM			358	3 953	
990 U STATES	32	2 642	271	2 269 4	
BRITANNIA METAL AND MFRS	32	2 642	629	2 664 7	6 123
1 U KINGDOM		112		4 777	
49 DENMARK		1 415		3 356	
73 NETHRLNDS				1 41	
990 U STATES		2 913		10 143	
CHROMIUM TUNGSTEN FOR ALLOYS		4 440		18 417	6 124
1 U KINGDOM	LB				
43 AUSTRIA	500	498	5 534 1	61 685	
55 GERMANY W			37	424	
85 SWEDEN	2 440	4 149	3 470	5 965	
990 U STATES			66	573	
ALLOY SLUGS CAST WITH OIAMONDS		2 110	5 950 6	9 304 8	6 125
990 U STATES		5 050	11 563	16 169 5	
PHOSPHOR TIN PHOSPHOR BRONZE		850		1 225 5	6 126
1 U KINGDOM	LB				
55 GERMANY W	2 626 9	16 668	9 394 21	56 766 1	
990 U STATES	17 499	13 533	9 206 7	58 657	
	4 708	5 400	15 547 3	13 786 0	
WATCHES OVER ONE JEWEL		48 476	35 601	118 696 1	6 127
1 U KINGDDM				63 29	
54 FRANCE		168		18 712 7	
55 GERMANY W		29 719		9 547 1	
67 ITALY		22 570		434	
73 NETHRLNDS				92	
86 SWITZRLND		181 711		94 746 0	
287 U S S R				18 57	
516 HONG KONG		50		111	
559 JAPAN		611		1248	
990 U STATES		3 424		17 914	
WATCHES ONE OR NO JEWEL		23 825 3		125 804 3	6 128
1 U KINGDOM		208		2 402	
43 AUSTRIA		182		2 580	
54 FRANCE		586		4 891	
55 GERMANY W		4 364		5 601 6	
86 SWITZRLND		49 894		36 195 4	
990 U STATES		369		3 217	
WATCH ACTIONS OVER ONE JEWEL		55 603		431 060	6 129
1 U KINGDOM				8073	
54 FRANCE		7 880		7 397 5	
55 GERMANY W		28 132		25 389 8	
86 SWITZRLND		382 772		251 238 4	
516 HONG KONG		343		343	
559 JAPAN		4 778		8 650 3	
990 U STATES		9 911		14 886 1	
WATCH ACTIONS ONE OR NO JEWEL		433 816		308 403 7	6 130
1 U KINGDOM		7184		35 874 9	
54 FRANCE				10 58	
55 GERMANY W				15 398	
86 SWITZRLND		10 222		10 761 7	
990 U STATES		60		2630	
CLOCKS N O P		17 466		48 545 2	6 131
1 U KINGDOM	NO	65	1 203	6 607	5 739 4
49 DENMARK				2	112
54 FRANCE				2 493	5 425
55 GERMANY W	12 531	58 308	9 206 4	35 868 9	
67 ITALY	86	464	293	1 781	
73 NETHRLNDS			45	1 489	
85 SWEDEN	13	255	174	1 991	
86 SWITZRLND	230	28 55	2 452	28 936	
559 JAPAN	6 784	6 837	2 223 5	2 352 0	
990 U STATES	20 273	93 884	10 249 5	54 522 5	
CLOCK MOVEMENTS AND CASES		39 982	163 806	228 860	10 245 62
1 U KINGDOM			534	5 270	6 132
54 FRANCE			5 484	4 612 4	
55 GERMANY W			40 39	3 218 4	
86 SWITZRLND				1 375 7	
855 DOM REP				277	
990 U STATES		13 008		12 337 5	
PARTS OF CLOCK MOVEMENTS		23 065		22 098 7	6 133
1 U KINGDOM				61 393	
54 FRANCE		660		21 491	

IMPORTS INTO CANADA FOR CONSUMPTION

Commodities and Countries from which Imported	MONTH OF OCTOBER 1960		TEN MONTHS ENDED OCTOBER 1960		Class Number
	Quantities	Values (\$)	Quantities	Values (\$)	
55 GERMANY W		6042		61765	
73 NETHRLNDS		4495		17699	
76 NORWAY		251		7918	
86 SWITZRLND		347		6099	
990 U STATES		17126		155910	
TIME RECORDERS		28921		332275	6134
1 U KINGDOM				13988	
44 BELG LUX				467	
54 FRANCE				955	
55 GERMANY W		1765		21999	
85 SWEDEN		401		1664	
86 SWITZRLND		2886		24261	
785 VENEZUELA				2330	
990 U STATES		11324		136603	
ALARM CLOCKS		16376		202267	
1 U KINGDOM	NO	2004	2686	15577	25134
43 AUSTRIA		34	127	34	127
54 FRANCE		1000	1074	3513	3994
55 GERMANY W		65019	97927	387338	572382
67 ITALY		900	807	1550	1382
86 SWITZRLND		2395	6818	8094	25353
246 CZECHO S				15808	11265
262 HUNGARY				1443	1037
516 HONG KONG				200	255
559 JAPAN		5184	5781	34940	37496
990 U STATES		7174	23107	12987	38048
WATCH CASES AND PARTS		83710	138327	481484	716473
1 U KINGDOM			8047		146351
54 FRANCE			1631		17229
55 GERMANY W			11801		88843
86 SWITZRLND			47213		249804
516 HONG KONG			542		18035
559 JAPAN					7693
990 U STATES			58696		598334
PARTS OF WATCH MOVEMENTS			127930		1126289
1 U KINGDOM			10200		115312
54 FRANCE			1077		27613
55 GERMANY W			1087		13320
86 SWITZRLND			15368		141164
559 JAPAN			343		2167
990 U STATES			8667		83719
BATTERIES FLASHLIGHT AND PARTS			36742		383295
55 GERMANY W					546
516 HONG KONG			10652		72005
559 JAPAN			4327		22543
990 U STATES			13997		92313
BATTERIES HEARING AID AND PTS			28976		187407
55 GERMANY W					1091
990 U STATES			38715		337441
BATTERIES ELECTRIC PRIMARY NOP			38715		338532
1 U KINGDOM			200		31287
54 FRANCE					462
55 GERMANY W			1527		11876
516 HONG KONG			576		19492
559 JAPAN			15748		104387
990 U STATES			57776		718508
BATTERIES STORAGE N O P PARTS			75827		886012
1 U KINGDOM			60195		485394
43 AUSTRIA					476
54 FRANCE			749		25943
55 GERMANY W			5041		16999
67 ITALY					390
85 SWEDEN					250
990 U STATES			102675		1254882
APPARATUS ELECTRIC HEATING NOP			168660		1784334
1 U KINGDOM			3031		80386
44 BELG LUX					5445
54 FRANCE					270
55 GERMANY W			1190		36394
73 NETHRLNDS					367
85 SWEDEN					1624
86 SWITZRLND					1361
427 UN SO AFR					106
559 JAPAN			106		1009
990 U STATES			248798		1754470
DYNAMOS GENERATORS AND PTS NOP			253125		1881432
1 U KINGDOM			85859		1371827
43 AUSTRIA			579		801
44 BELG LUX					830
54 FRANCE			453		4321
55 GERMANY W			1724		47117
73 NETHRLNDS			628		27786
76 NORWAY					1280
85 SWEDEN			31073		49904
86 SWITZRLND					358905
559 JAPAN			3610		31280

IMPORTS INTO CANADA FOR CONSUMPTION

Commodities and Countries from which Imported	MONTH OF OCTOBER 1960		TEN MONTHS ENDED OCTOBER 1960		Class Number
	Quantities	Values (\$)	Quantities	Values (\$)	
815 BERMUDA				1144	
990 U STATES		591723		6248542	
FUSES FUSE PLUGS CUTOUTS PARTS		715648		8143737	6145
1 U KINGDOM		12446		156499	
54 FRANCE				9809	
55 GERMANY W		660		2193	
86 SWITZRLND				2243	
990 U STATES		63854		824766	
MOTORS ELECTRIC PARTS OF N O P		76960		995510	6147
1 U KINGDOM		9735		116449	
54 FRANCE				181	
55 GERMANY W		2050		51837	
85 SWEDEN				2734	
86 SWITZRLND				7284	
559 JAPAN				897	
990 U STATES		271399		3075448	
SEMI CONDUCTORS NOP AND PARTS		283184		3254830	6149
1 U KINGDOM		416		44671	
54 FRANCE				1546	
55 GERMANY W		762		10991	
73 NETHRLNDS		5362		28934	
559 JAPAN				805	
990 U STATES		325961		1538529	
TRANSISTORS		332501		1625476	6150
1 U KINGDOM	NO	478	1754	979	2914
55 GERMANY W		20	64	340	410
73 NETHRLNDS		10700	6665	50160	28503
559 JAPAN		11150	4068	63929	33697
990 U STATES		57713	120723	536674	1202612
LIGHTNING ARRESTERS REACTORS		80061	133274	652082	1268136
1 U KINGDOM			2358		59729
54 FRANCE					1017
55 GERMANY W					4737
76 NORWAY					189
85 SWEDEN			8682		36035
86 SWITZRLND			1584		8750
990 U STATES			14645		174938
MAGNETOS FOR GAS ENGINES			27269		285395
1 U KINGDOM					353
990 U STATES			10023		40348
MOTORS ELECTRIC UNDER 30 DOL			10023		40701
1 U KINGDOM	NO	1754	24588	12561	164005
43 AUSTRIA				94	240
44 BELG LUX				40	1113
49 DENMARK				35	886
54 FRANCE				120	738
55 GERMANY W		73	502	850	5287
67 ITALY				50	356
73 NETHRLNDS		100	207	2178	6080
76 NORWAY				180	630
85 SWEDEN				53	1147
86 SWITZRLND				88	1507
559 JAPAN				39646	6291
990 U STATES		29645	143175	357472	1643129
MOTORS ELEC 30 DOL OR MORE NOP		31572	168472	413367	1831409
1 U KINGDOM	NO	1612	133482	18954	1948738
44 BELG LUX				1	1637
49 DENMARK				131	6492
54 FRANCE				3	217
55 GERMANY W		17	4128	372	63372
67 ITALY				6	1165
73 NETHRLNDS		1	69	7	1278
76 NORWAY				13	1904
85 SWEDEN		6	2199	59	21886
86 SWITZRLND				33	7553
990 U STATES		2221	258951	25434	4594989
RHEOSTATS CONTROLLERS STARTERS		3857	398829	45013	6649231
1 U KINGDOM			30018		362642
43 AUSTRIA					2821
49 DENMARK			673		18209
54 FRANCE			3902		17323
55 GERMANY W			22162		112263
73 NETHRLNDS			112		7965
76 NORWAY					1708
85 SWEDEN					2694
86 SWITZRLND			13429		92636
516 HONG KONG					789
559 JAPAN			949		1015
990 U STATES			782762		10216869
SAD IRONS ELECTRIC AND PARTS			854007		10836934
1 U KINGDOM			5031		74665
55 GERMANY W			1216		2371
559 JAPAN			1093		10347
886 P RICO			49733		193274
990 U STATES			22137		375985
			79210		656642

IMPORTS INTO CANADA FOR CONSUMPTION

Commodities and Countries from which Imported	MONTH OF OCTOBER 1960		TEN MONTHS ENDED OCTOBER 1960		Class Number	
	Quantities	Values (\$)	Quantities	Values (\$)		
SELFCONTAINED LIGHTING OUTFITS						
990 U STATES		400		10587	6158	
		400		10587		
SOCKETS OUTLETS RECEPTACLES						
1 U KINGDOM		2653		15302	6159	
55 GERMANY W				3307		
67 ITALY				2774		
85 SWEDEN				273		
559 JAPAN				1593		
990 U STATES		219516		1834925		
		222169		1858174		
SPARK PLUGS MAGNETOS IGNITION						
1 U KINGDOM		7653		36001	6160	
55 GERMANY W		3835		43669		
559 JAPAN				1922		
614 AUSTRALIA				9068		
990 U STATES		53969		1185177		
		65457		1275837		
SWITCHES SWITCHBOARDS AND PTS						
1 U KINGDOM		53857		715008	6161	
43 AUSTRIA		534		10467		
54 FRANCE		16500		239267		
55 GERMANY W		2236		42076		
67 ITALY				881		
73 NETHRLNDS				1137		
85 SWEDEN		3969		14739		
86 SWITZRLND		61877		364589		
559 JAPAN				5306		
886 P RICO				677		
990 U STATES		752737		8516537		
		891710		9910684		
SWITCHGEAR FOR MINES						
1 U KINGDOM		255		4531	6162	
990 U STATES				2598		
		255		7129		
TELEGRAPH APPARATUS AND PARTS						
1 U KINGDOM		11030		526815	6163	
43 AUSTRIA				1800		
55 GERMANY W		17905		608661		
76 NORWAY				1850		
85 SWEDEN		111		1825		
86 SWITZRLND		28790		28790		
559 JAPAN				2633		
990 U STATES		337562		3051328		
		395398		4223702		
TELEPHONE APPARATUS AND PARTS						
1 U KINGDOM		228923		2848946	6164	
43 AUSTRIA				11719		
44 BELG LUX				12313		
49 DENMARK		2160		3792		
54 FRANCE				137511		
55 GERMANY W		2728		31662		
67 ITALY				2656		
85 SWEDEN		19151		136538		
86 SWITZRLND				10475		
246 CZECHO S				4368		
559 JAPAN		1518		2253		
874 MEXICO				773		
990 U STATES		817577		6956493		
		1072057		10179499		
TRANSFORMERS AND PARTS N O P						
1 U KINGDOM		59798		838727	6165	
43 AUSTRIA				447		
44 BELG LUX				386		
49 DENMARK				2773		
54 FRANCE		802		6251		
55 GERMANY W		59029		172825		
67 ITALY				323		
73 NETHRLNDS				19901		
85 SWEDEN		44071		617211		
86 SWITZRLND		12544		72729		
559 JAPAN		469		3508		
874 MEXICO				13788		
886 P RICO				405		
990 U STATES		441258		5244934		
		617971		6994208		
RADIO AND TV RECEIVING TUBES						
1 U KINGDOM	NO	15380	13143	302737	6166	
54 FRANCE				4	4022	
55 GERMANY W		600	240	19152	18648	
67 ITALY		15100	4705	17037	5963	
73 NETHRLNDS		141375	55594	993150	400724	
85 SWEDEN				15671	75646	
246 CZECHO S				3645	1617	
559 JAPAN		261400	80821	3515086	1081470	
990 U STATES		486797	612252	3936750	4756166	
		920652	766755	8803232	6626196	
RADIO APPARATUS N O P						
1 U KINGDOM			737746		6771183	6167
43 AUSTRIA					1644	
44 BELG LUX					271	
49 DENMARK			7526		30317	
54 FRANCE			3251		25687	
55 GERMANY W			31422		304895	
67 ITALY			24501		25666	
73 NETHRLNDS			103152		599705	

IMPORTS INTO CANADA FOR CONSUMPTION

Commodities and Countries from which Imported	MONTH OF OCTOBER 1960		TEN MONTHS ENDED OCTOBER 1960		Class Number
	Quantities	Values (\$)	Quantities	Values (\$)	
76 NORWAY				197	
85 SWEDEN		10 198		4 781 3	
86 SWITZRLND		122		5 003	
246 CZECHO S		149		2 163	
559 JAPAN		30 596		29 750 9	
874 MEXICO				7 10	
990 U STATES		2 100 177		2 183 457 5	
		30 488 40		29 947 33 8	
ELECTRIC RAZORS AND PARTS	NO				6168
43 AUSTRIA	876	7 036	2 536	19 494	
54 FRANCE			8	65	
55 GERMANY W	265	1 305	13 973	4 765 6	
73 NETHRLNDS	10 260	61 458	14 705 2	58 274 0	
86 SWITZRLND	1 000	2 272	3 192	11 005	
559 JAPAN	1 500	2 511	14 464	27 037	
886 P RICO			11 316	4 514 1	
990 U STATES	1 586 2	2 566 86	17 981 3	29 734 2 3	
	2 976 3	3 312 68	3 723 54	3 706 56 1	
ELECT STEAM GENERATORS AND PTS	NO				6169
1 U KINGDOM		278 491	3	11 169 640	
55 GERMANY W			1	84 442 7	
85 SWEDEN				10 22	
86 SWITZRLND		1 109	1	3 510 2	
990 U STATES	1	78 906	1	8 511 8	
	1	3 58 506	6	12 135 30 9	
ELECTRIC APPARATUS N O P					6170
1 U KINGDOM		58 833		10 363 13	
43 AUSTRIA				14 224	
44 BELG LUX		205		2 522	
49 DENMARK		114		98 30	
53 FINLAND				699 3	
54 FRANCE		3 098		3 991 5	
55 GERMANY W		12 358		17 754 7	
67 ITALY		275		3 635 8	
73 NETHRLNDS		5 182		17 060 2	
76 NORWAY				14 646	
85 SWEDEN		9 275		5 288 6	
86 SWITZRLND		10 245 0		40 900 5	
246 CZECHO S		128		7 65	
516 HONG KONG				1 641	
559 JAPAN		6 590		9 359 7	
614 AUSTRALIA				844	
824 JAMAICA				692	
886 P RICO		2 706 7		13 415 6	
990 U STATES		2 221 846		24 951 90 2	
		24 474 21		27 154 44 5	
ELECTRIC PRECISION INSTRUMENTS					6171
1 U KINGDOM		59 839		78 520 8	
43 AUSTRIA				125	
49 DENMARK		7 109		9 545 5	
53 FINLAND				8 448	
54 FRANCE		850		6 270	
55 GERMANY W		25 760		11 894 4	
67 ITALY				14 10	
73 NETHRLNDS		6 579		7 332 3	
76 NORWAY				19 71	
85 SWEDEN		241		9 326	
86 SWITZRLND		5 244		10 331 6	
246 CZECHO S		2 514		5 738	
427 UN SO AFR		28 550		9 366 4	
559 JAPAN		2 815		20 617	
828 TRINIDAD				4 333	
886 P RICO				1 803	
990 U STATES		11 000 43		10 950 40 5	
		12 395 44		12 280 35 6	
ELECTRIC OR GAS WELDING APP					6172
1 U KINGDOM		3 125		20 295 6	
49 DENMARK				16 70	
54 FRANCE		474		21 958	
55 GERMANY W		662		8 823 2	
73 NETHRLNDS		2 775		11 741	
85 SWEDEN		1 787		4 593	
86 SWITZRLND		3 832		6 424 2	
990 U STATES		4 573 22		5 864 29 2	
		4 700 47		6 259 68 4	
RADIO RECEIVING SETS	NO				6173
1 U KINGDOM	98	4 803	10 499	27 749 7	
43 AUSTRIA	27	679	224	5 329	
44 BELG LUX	480	5 760	519	7 286	
49 DENMARK			3	3 66	
54 FRANCE			431	5 379	
55 GERMANY W	5 601	3 211 04	4 428 4	21 825 53	
67 ITALY			500	12 179	
73 NETHRLNDS	19 31	27 775	2 634 7	40 149 9	
76 NORWAY	68	20 44	350	14 187	
85 SWEDEN			5	6 82	
86 SWITZRLND	320	5 067	2 647	4 827 6	
246 CZECHO S	1 000	9 254	8 500	90 215	
262 HUNGARY			16	393	
277 POLAND	4	148	4	148	
427 UN SO AFR			1	98	
516 HONG KONG	10 48	11 508	2 354	25 740	
553 CHINA COM			8	190	
559 JAPAN	4 821 7	54 141 5	37 258 0	41 765 28	
990 U STATES	8 653	2 669 71	6 394 5	18 400 22	
	6 744 7	11 965 28	53 321 7	90 885 6 7	

IMPORTS INTO CANADA FOR CONSUMPTION

Commodities and Countries from which Imported	MONTH OF OCTOBER 1960		TEN MONTHS ENDED OCTOBER 1960		Class Number
	Quantities	Values (\$)	Quantities	Values (\$)	
TELEVISION RECEIVING SETS	NO				6174
1 U KINGDOM			22	2594	
55 GERMANY W	3	434	11	2237	
990 U STATES	1055	171686	11364	1583639	
	1058	172120	11397	1588470	
RADIO SET PARTS					6175
1 U KINGDOM		213052		1662116	
49 DENMARK				3431	
54 FRANCE				2943	
55 GERMANY W		21214		95966	
67 ITALY				1733	
73 NETHRLNDS		5337		78039	
85 SWEDEN				787	
86 SWITZRLND				914	
559 JAPAN				3082	
990 U STATES		292019		2805911	
		531622		4654922	
RADIO TUBE PARTS					6176
1 U KINGDOM		12396		51791	
43 AUSTRIA				3685	
54 FRANCE				749	
55 GERMANY W		1178		2830	
67 ITALY		3413		23251	
73 NETHRLNDS		7072		274102	
990 U STATES		618223		5270424	
		642282		5626832	
SOUND EQUIPMENT N O P					6177
1 U KINGDOM		33337		349711	
43 AUSTRIA		463		3900	
49 DENMARK				3542	
54 FRANCE		1003		5857	
55 GERMANY W		2349		105437	
67 ITALY		362		1778	
73 NETHRLNDS		1235		37197	
76 NORWAY				172	
85 SWEDEN		360		6087	
559 JAPAN		4834		104701	
614 AUSTRALIA				671	
815 BERMUDA				12884	
990 U STATES		390801		2935639	
		434744		3567576	
TAPE RECORDERS AND PARTS	NO				6178
1 U KINGDOM	36	17777	670	63723	
43 AUSTRIA			5	527	
49 DENMARK			8	2402	
53 FINLAND			1	100	
55 GERMANY W	264	23858	3529	270282	
67 ITALY			100	3020	
73 NETHRLNDS	576	41183	10999	712432	
76 NORWAY	20	2864	77	10209	
85 SWEDEN			1	50	
86 SWITZRLND	2	982	8	2974	
559 JAPAN	269	8940	2641	96074	
614 AUSTRALIA				87	
990 U STATES	787	238022	6469	2486975	
	1954	333626	24508	3648855	
METERS ELECTRIC N O P	NO				6179
1 U KINGDOM	283	5851	4517	128701	
43 AUSTRIA			9	297	
54 FRANCE			1	935	
55 GERMANY W	30	553	269	9295	
67 ITALY			1	230	
73 NETHRLNDS	2	218	25	5399	
76 NORWAY			2	579	
85 SWEDEN			25	261	
86 SWITZRLND	27	964	161	8482	
246 CZECHO S	32	421	134	1837	
559 JAPAN	1588	3162	12745	38946	
990 U STATES	3235	113183	40719	1246912	
	5197	124352	58608	1441874	
METERS ELECTRIC N O P PARTS OF					6180
1 U KINGDOM		4361		17640	
55 GERMANY W		60		872	
73 NETHRLNDS				477	
86 SWITZRLND				9206	
559 JAPAN		105		1627	
990 U STATES		88371		870904	
		92897		900726	
LIGHTING FIXTURES GAS COAL OIL					6181
1 U KINGDOM		6476		64010	
43 AUSTRIA		566		1310	
54 FRANCE		405		1796	
55 GERMANY W		2468		5613	
67 ITALY		265		2620	
73 NETHRLNDS				781	
85 SWEDEN		294		8733	
86 SWITZRLND				117	
246 CZECHO S				1719	
516 HONG KONG		1161		47204	
559 JAPAN		1313		19608	
990 U STATES		9706		199892	
		22654		353403	
GAS MANTLES GAS BURNERS					6182
1 U KINGDOM		4238		14494	
73 NETHRLNDS				1627	
85 SWEDEN				1682	

IMPORTS INTO CANADA FOR CONSUMPTION

137

Commodities and Countries from which Imported	MONTH OF OCTOBER 1960		TEN MONTHS ENDED OCTOBER 1960		Class Number
	Quantities	Values (\$)	Quantities	Values (\$)	
990 U STATES		3 231		3 463 0	
GAS METERS AND PARTS		7 469		5 243 3	
1 U KINGDOM		3 125 4		1 433 91	6183
990 U STATES		1 142 57		1 418 446	
PLATES CYLINDERS ENGRAVERS		1 455 11		1 561 837	
1 U KINGDOM		568		1 387 8	6191
49 DENMARK				2 908	
54 FRANCE				2 13	
55 GERMANY W		151		3 398	
73 NETHRLNDS				6 294	
86 SWITZRLND				1 47	
614 AUSTRALIA				7 18	
848 CUBA				59	
990 U STATES		79 953		1 120 093	
PLATES PRINTING 2 COLOURS		80 672		1 147 708	
1 U KINGDOM				5 284	6192
55 GERMANY W		462		5 44	
73 NETHRLNDS				3 377	
86 SWITZRLND				581	
990 U STATES		16 228		16 175 6	
PLATES FOR PRINTING MUSIC		16 690		17 154 2	
1 U KINGDOM				197	6193
73 NETHRLNDS				4 750	
990 U STATES		50 73		30 511	
STEREOTYPES ELECTROTYPES NOP	SQ IN	50 73		35 458	
990 U STATES		17 842	1 456 43	2 485 7	6194
MATRICES FOR STEREOTYPES 475A		17 842	1 456 43	2 485 7	
990 U STATES	SQ IN	2 770 5	4 313 34	1 166 7	6195
STEREOTYPES FOR BOOKS		2 770 5	4 313 34	1 166 7	
1 U KINGDOM	SQ IN	6 311	353	4 355 1	6196
54 FRANCE				3 612	
55 GERMANY W				6 38	
73 NETHRLNDS				5 220	
86 SWITZRLND				2 92	
990 U STATES		2 854 57	16 087	4 533 459	
STEREOTYPES FOR ADVERTISEMENTS		2 917 68	16 440	4 587 006	2 428 16
1 U KINGDOM	SQ IN			2 191 5	975
55 GERMANY W				29 472	1 860
73 NETHRLNDS				1 792	20 98
86 SWITZRLND		2 496	694	2 496	694
990 U STATES		16 678 1	6 235	2 431 263	9 351 6
TYPE PRINTING CHASES QUOINS		16 927 7	6 929	2 486 938	9 914 3
1 U KINGDOM				667	11 640
55 GERMANY W				6 342	17 265
67 ITALY					214
516 HONG KONG					1 914
990 U STATES		13 537			150 232
PRINTG PLATES FOR PUBLICATIONS		20 546			18 126 5
1 U KINGDOM				141	1 347
55 GERMANY W				51	4 638
86 SWITZRLND					330
990 U STATES		44 809			48 495 9
MOULDING MATERIAL ELECTROTYPE		45 001			49 127 4
990 U STATES		2 623			2 156 8
TUNGSTEN BEARING ORES	CWT	2 623			2 156 8
564 KOREA				4 540	40 090 1
583 THAILAND				1 108	82 385
744 ARGENTINA				944	57 777
747 BOLIVIA				10 77	68 794
752 BRAZIL				551	36 694
774 PERU				1 342	10 149 0
CHROME ORE	CWT			9 569	74 804 1
316 CYPRUS		5 644 8	99 154	5 644 8	99 154
422 RHOO NYAS				4 309 1	55 772
427 UN SO AFR		22 642	12 135	22 642	12 135
567 PHIL		11 200 0	117 600	62 144 0	72 888 4
848 CUBA				1 317 1	19 692
990 U STATES		99 244	159 338	176 019	29 485 0
ANTIMONY OR REGULUS OF	LB	290 334	388 227	932 811	1 210 487
1 U KINGDOM				181 385	31 586
44 BELG LUX				12 196 2	26 503
287 U S S R				220 74	3 482
553 CHINA COM				602 12	89 35
990 U STATES				2 000	497
BISMUTH METALLIC NATURAL	LB			38 763 3	7 100 3
73 NETHRLNDS				3 995	7 744
990 U STATES				10 50	2 319
COBALT ORE	CWT			50 45	100 63
MANGANESE ORE	CWT				
1 U KINGDOM				762	11 873

IMPORTS INTO CANADA FOR CONSUMPTION

Commodities and Countries from which Imported	MONTH OF OCTOBER 1960		TEN MONTHS ENDED OCTOBER 1960		Class Number
	Quantities	Values (\$)	Quantities	Values (\$)	
54 FRANCE	33	431	74	701	
414 GHANA	139507	227424	447982	811363	
427 UN SO AFR			109760	142331	
449 BEL CONGO			340638	704012	
559 JAPAN	88	1733	88	1733	
752 BRAZIL			64579	127976	
874 MEXICO			10251	3918	
990 U STATES	6339	42330	69371	504184	
ORES OF METALS N O P	145967	271918	1043505	2308091	6217
1 U KINGDOM	23	79	285	2153	
55 GERMANY W			2218	7742	
567 PHIL			4480	19948	
614 AUSTRALIA			224	608	
747 BOLIVIA			61234	268476	
774 PERU	58391	142704	524097	1735262	
990 U STATES	1908	8768	29589	828513	
MERCURY OR QUICKSILVER	60322	151551	622127	2862702	6218
1 U KINGDOM			66	235	
67 ITALY			36666	88105	
82 SPAIN			106400	250014	
755 CHILE			17404	46271	
874 MEXICO			33382	79724	
990 U STATES	2314	6683	31685	88066	
ANODES NICKEL COPPER PRECIOUS	2314	6683	225603	552415	6219
73 NETHRLNDS				886	
990 U STATES				33856	
ARTICLES FOR AGRIC IMPLEMENTS				2577	6220
1 U KINGDOM		756		15411	
990 U STATES		19216		234951	
ARTICLES FOR STORAGE BATTERIES				19972	6221
990 U STATES		5581		137150	
BELLS FOR CHURCHES				5581	6222
1 U KINGDOM		8179		26741	
54 FRANCE		2592		103383	
55 GERMANY W				393	
67 ITALY				1438	
73 NETHRLNDS		4059		18532	
86 SWITZRLND				1251	
990 U STATES		15510		136291	
BELLS AND GONGS N O P		30340		288029	6223
1 U KINGDOM		313		7458	
55 GERMANY W		1157		13596	
85 SWEDEN		3293		4683	
86 SWITZRLND		121		532	
519 INDIA		909		3963	
559 JAPAN		663		2154	
990 U STATES		25226		215004	
SLIDE OR ZIPPER FASTENERS		31682		247390	6225
1 U KINGDOM		184		8026	
55 GERMANY W		2443		37691	
73 NETHRLNDS		82		82	
559 JAPAN		371		2611	
990 U STATES		4154		54396	
BUCKLES CLASPS EYELETS HOOKS		7234		102806	6226
1 U KINGDOM		9451		82050	
43 AUSTRIA		266		897	
49 DENMARK				125	
54 FRANCE				292	
55 GERMANY W		8622		67481	
67 ITALY		401		5616	
73 NETHRLNDS		102		931	
86 SWITZRLND		225		695	
246 CZECHO S				1722	
559 JAPAN		712		3152	
990 U STATES		140257		1346115	
CAGES ANIMAL OF WIRE AND PARTS		160036		1509076	6227
1 U KINGDOM		717		17314	
44 BELG LUX				4648	
55 GERMANY W		2269		5284	
67 ITALY				1838	
559 JAPAN		876		19825	
990 U STATES		11520		39651	
CHRONOMETERS COMPASSES SHIPS		15382		88560	6228
1 U KINGDOM		1223		74891	
55 GERMANY W				782	
73 NETHRLNDS				456	
85 SWEDEN				273	
559 JAPAN				3442	
990 U STATES		22715		219193	
METAL ARTICLES FOR JEWELLERY		23938		299037	6229
1 U KINGDOM		1304		4412	
55 GERMANY W		3005		8449	
67 ITALY				301	
246 CZECHO S				170	

IMPORTS INTO CANADA FOR CONSUMPTION

Commodities and Countries from which Imported	MONTH OF OCTOBER 1960		TEN MONTHS ENDED OCTOBER 1960		Class Number
	Quantities	Values (\$)	Quantities	Values (\$)	
559 JAPAN		272		2262	
990 U STATES		38186		296665	
ARTICLES FOR USE IN FISHERIES		42767		312259	
1 U KINGDOM		6421		54933	6230
49 DENMARK		1773		11659	
54 FRANCE				198	
55 GERMANY W				360	
73 NETHRLNDS		513		5175	
76 NORWAY		1909		41923	
78 PORTUGAL		285		5640	
82 SPAIN				145	
559 JAPAN		2830		127861	
990 U STATES		2422		118882	
ARTICLES N O P FOR MFR SHIPS		16153		366776	
1 U KINGDOM		121396		961289	6232
49 DENMARK		101		1790	
55 GERMANY W		2435		71905	
67 ITALY				1322	
73 NETHRLNDS				16033	
76 NORWAY				74778	
85 SWEDEN		306		4056	
559 JAPAN				14656	
874 MEXICO				490	
990 U STATES		99865		2482197	
ELEMENTS FOR LAMP FILAMENTS		224103		3628516	
1 U KINGDOM				1569	6233
43 AUSTRIA		602		29394	
73 NETHRLNDS		235		40148	
990 U STATES		86912		996708	
METAL PTS FOR COVERED BUTTONS		87749		1067819	
990 U STATES		7618		68243	6234
NAILS TACKS BRASS OR COPPER		7618		68243	
1 U KINGDOM				592	6235
990 U STATES		779		6213	
PATTERNS OF METAL NOT MODELS		779		6805	
1 U KINGDOM				134	6236
990 U STATES		943		52711	
UMBRELLA PARTS EXCEPT FABRIC		943		52845	
1 U KINGDOM		106		1471	6237
43 AUSTRIA				186	
44 BELG LUX				516	
54 FRANCE				638	
55 GERMANY W		15029		76156	
67 ITALY		469		13879	
559 JAPAN		2128		23667	
990 U STATES		17472		220896	
RIVETS BURRS BRASS OR COPPER		35204		337409	
1 U KINGDOM				922	6238
55 GERMANY W				232	
990 U STATES		5079		63236	
SCREWS OF METAL N O P		5079		64390	
1 U KINGDOM		1800		30628	6240
44 BELG LUX				310	
55 GERMANY W		511		27555	
73 NETHRLNDS				1876	
85 SWEDEN		287		3594	
86 SWITZRLND		146		514	
516 HONG KONG				254	
559 JAPAN				5003	
990 U STATES		6857		71023	
SHOE AND CORSET EYELETS HOOKS		9601		140757	
54 FRANCE				273	6241
55 GERMANY W		1805		7349	
67 ITALY		675		22400	
990 U STATES		17413		145444	
WIRE NON FERROUS COVERED		19893		175466	
1 U KINGDOM		83573		1983041	6247
54 FRANCE		157		2545	
55 GERMANY W		1330		301865	
67 ITALY				70	
73 NETHRLNDS		128		2708	
85 SWEDEN				448	
86 SWITZRLND				330	
559 JAPAN		235		6232	
990 U STATES		341255		3873079	
WIRE TINSEL FOR BRAIOS CORDS		426678		6170318	
54 FRANCE				5967	6248
55 GERMANY W				43350	
990 U STATES				25544	
WIRE STRANDED NON FERROUS				74861	
1 U KINGDOM				13316	6249
55 GERMANY W		284		3365	
85 SWEDEN				452	

IMPORTS INTO CANADA FOR CONSUMPTION

Commodities and Countries from which Imported	MONTH OF OCTOBER 1960		TEN MONTHS ENDED OCTOBER 1960		Class Number
	Quantities	Values (\$)	Quantities	Values (\$)	
86 SWITZRLND				371	
990 U STATES		21798		343527	
WIRE NON FERROUS N O P		22082		361031	
1 U KINGDOM		5086		95799	6250
44 BELG LUX				2574	
54 FRANCE				703	
55 GERMANY W		438		24439	
73 NETHRLNDS		136		1209	
85 SWEDEN		909		21928	
990 U STATES		25152		353207	
NON FERROUS METALS AND PRODUCT		31721		499859	
1 U KINGDOM		39860		406214	6251
43 AUSTRIA		105		1036	
44 BELG LUX				568	
54 FRANCE				4206	
55 GERMANY W		1163		19623	
73 NETHRLNDS		225		16360	
85 SWEDEN				873	
516 HONG KONG				54	
559 JAPAN		139		11091	
758 COLOMBIA				1847	
990 U STATES		301009		5680850	
PARTS FOR MFR OF SHUTTLES		342501		6142722	
86 SWITZRLND		756		756	6252
990 U STATES		14215		104865	
HINGES FOR JEWELLERY BOXES		14971		105621	
990 U STATES		7176		58529	6253
MATERIALS FOR MFR MINING MACH		7176		58529	
990 U STATES		1226		10085	6254
RESIDUES NON FERROUS		1226		10085	
1 U KINGDOM	CWT		18386	175119	6257
TUNGSTEN CARBIDE INSERTS			18386	175119	
85 SWEDEN		29002		333419	6258
427 UN SO AFR		22090		336184	
990 U STATES		20917		505038	
TUNGSTEN CARBIDE TIPS BLANKS		72009		1174641	
1 U KINGDOM		253		630	6259
55 GERMANY W				729	
85 SWEDEN		2660		32671	
990 U STATES		10088		134618	
CIGARETTE LIGHTERS		13001		168648	
1 U KINGDOM	00Z	78	1337	255	4016
43 AUSTRIA		602	1870	19275	42870
54 FRANCE				28	379
55 GERMANY W		873	9678	11480	46924
76 NORWAY		16	215	34	482
85 SWEDEN				17	230
86 SWITZRLND				138	5551
516 HONG KONG		100	367	1120	1870
559 JAPAN		39468	81658	317950	736262
990 U STATES		676	8778	8843	60032
INCANDESCENT LAMPS LARGE		41813	103903	359140	898616
1 U KINGDOM	NO	58	370	27259	12816
43 AUSTRIA		20550	2085	33650	4118
44 BELG LUX		12418	1629	79822	11098
55 GERMANY W		400	169	27847	5640
64 IRELAND		121	961	145	1160
73 NETHRLNDS		30614	3752	322566	30169
262 HUNGARY		3800	224	18050	1611
559 JAPAN				70017	7649
990 U STATES		445724	146270	3805646	1393452
FLUORESCENT BULBS AND TUBES		513685	155460	4385002	1467713
1 U KINGDOM	NO	686	215	1704	959
67 ITALY				8280	3973
73 NETHRLNDS				42492	12607
990 U STATES		68394	82820	761998	855855
MERCURY VAPOUR LAMPS		69080	83035	814474	873394
1 U KINGDOM	NO			315	2205
73 NETHRLNDS		216	517	18181	27025
86 SWITZRLND		51	2314	3951	16040
990 U STATES		3616	32833	51188	410758
VAPOUR LAMPS N O P		3883	35664	73635	456028
1 U KINGDOM	NO			666	4138
73 NETHRLNDS				47863	11111
990 U STATES		38291	4677	619871	114472
SEALED BEAM LAMPS		38291	4677	668400	129721
990 U STATES	NO	84016	69525	1242206	959064
CHRISTMAS TREE LAMPS		84016	69525	1242206	959064
559 JAPAN	NO	3648000	71972	18601260	373615
990 U STATES		17240	1053	415860	17080
		3665240	73025	19017120	390695

IMPORTS INTO CANADA FOR CONSUMPTION

Commodities and Countries from which Imported	MONTH OF OCTOBER 1960		TEN MONTHS ENDED OCTOBER 1960		Class Number
	Quantities	Values (\$)	Quantities	Values (\$)	
MINIATURE LAMPS N O P	NO				6310
1 U KINGDOM			147650	8035	
55 GERMANY W			74600	10490	
73 NETHRLNDS	80100	1828	1192866	52440	
262 HUNGARY	800	90	20070	2575	
516 HONG KONG			647000	6207	
559 JAPAN	8000	203	75670	2367	
990 U STATES	176302	22040	2150039	254802	
	265202	24161	4307895	336916	
PHOTOFLASH LAMPS	NO				6311
73 NETHRLNDS			260000	5593	
559 JAPAN	808392	24289	3179562	85433	
990 U STATES	516278	32635	2583082	156186	
	1324670	56924	6022644	247212	
PHOTOGRAPHIC LAMPS N O P	NO				6312
73 NETHRLNDS	2000	903	4981	2616	
559 JAPAN	2500	1681	4526	3059	
990 U STATES	6507	9606	152880	207366	
	11007	12190	162387	213041	
LIGHTS HEAD SIDE TAIL N O P					6315
1 U KINGDOM		1462		22025	
55 GERMANY W		1359		24369	
516 HONG KONG				15788	
559 JAPAN		9841		28553	
990 U STATES		45523		378065	
		58185		468800	
FLASHLIGHTS AND PARTS	NO				6320
1 U KINGDOM			5664	6446	
55 GERMANY W	9432	15662	24751	45184	
516 HONG KONG	94574	29075	1493245	379085	
553 CHINA COM			6120	1056	
559 JAPAN	9876	4791	80823	36897	
990 U STATES	23423	26605	311341	404724	
	137375	76133	1921944	873462	
ELECTRIC LIGHT FIXTURES N O P					6325
1 U KINGDOM		3127		55401	
43 AUSTRIA		1282		16334	
44 BELG LUX				2673	
49 DENMARK		3140		34183	
54 FRANCE		10061		101833	
55 GERMANY W		16498		212816	
67 ITALY		7655		80521	
73 NETHRLNDS		4218		20586	
76 NORWAY		775		36152	
78 PORTUGAL				605	
82 SPAIN		1258		18603	
85 SWEDEN		611		19681	
86 SWITZRLND		68		1387	
246 CZECHOS		3363		29871	
258 GERMANY E				264	
288 YUGO SLAV		290		1103	
516 HONG KONG		193		7156	
519 INDIA				566	
553 CHINA COM				94	
559 JAPAN		11965		122810	
567 PHIL				2763	
815 BERMUDA				1308	
990 U STATES		561237		5343232	
		625741		6109942	

IMPORTS INTO CANADA FOR CONSUMPTION

Commodities and Countries from which Imported	MONTH OF OCTOBER 1960		TEN MONTHS ENDED OCTOBER 1960		Class Number
	Quantities	Values (\$)	Quantities	Values (\$)	
<u>GROUP 7</u>					
<u>NON METALLIC MINERALS</u>					
ASBESTOS PACKING	LB				7001
1 U KINGDOM	4439	3215	209744	114363	
55 GERMANY W			176	1912	
990 U STATES	11717	19848	128621	174418	
	16156	23063	338541	290693	
VEHICLE BRAKE LININGS ASBESTOS					7002
1 U KINGDOM		4715		74013	
55 GERMANY W		2516		19382	
990 U STATES		38018		432717	
		45249		526112	
ASBESTOS MANUFACTURES N O P					7003
1 U KINGDOM		71993		571988	
44 BELG LUX		36639		285503	
55 GERMANY W				207	
67 ITALY				169	
990 U STATES		139907		1461229	
		248539		2319096	
VEHICLE CLUTCH FACING ASBESTOS					7004
1 U KINGDOM		385		6512	
43 AUSTRIA				637	
55 GERMANY W				3694	
990 U STATES		21680		215033	
		22065		225876	
BRAKE LININGS AND FACINGS NOP					7005
1 U KINGDOM				27691	
990 U STATES		10999		349211	
		10999		376902	
CHINA CLAY GROUND	CWT				7011
1 U KINGDOM	127206	92073	704765	525711	
990 U STATES	174675	165564	1578062	1487090	
	301881	257637	2282827	2012801	
FIRE CLAY GROUND	CWT				7012
1 U KINGDOM			13313	10191	
990 U STATES	162777	36341	1043309	341005	
	162777	36341	1056622	351196	
PIPE CLAY GROUND	CWT				7013
990 U STATES	39600	5569	195696	19900	
	39600	5569	195696	19900	
CLAYS N O P GROUND					7014
1 U KINGDOM				1761	
990 U STATES		46348		433009	
		46348		434770	
ZIRCONIUM SILICATE					7015
1 U KINGDOM		4372		8331	
427 UN SO AFR				1159	
614 AUSTRALIA		434		5714	
990 U STATES		9628		122248	
		14434		137452	
ZIRCONIUM OXIDE					7016
990 U STATES		283		20766	
		283		20766	
SAGGARS FOR CERAMIC PRODUCTS					7017
1 U KINGDOM		77		2544	
990 U STATES		623		53434	
		700		55978	
ACTIVATED CLAY TO REFINE OILS					7018
1 U KINGDOM		33394		33394	
990 U STATES		83338		742325	
		116732		775719	
GROG FOR REFRACTORY MATERIALS	TON				7019
990 U STATES	911	28817	9009	298682	
	911	28817	9009	298682	
BRICK BUILDING	M				7021
44 BELG LUX	40	3465	56	3960	
990 U STATES	4572	271330	36387	2008605	
	4612	274795	36443	2012565	
BRICK FIRE CHROME					7022
990 U STATES		57575		563707	
		57575		563707	
BRICK FIRE MAGNESITE					7023
1 U KINGDOM		56013		155815	
55 GERMANY W		467		122246	
990 U STATES		65832		257736	
		122312		535797	
BRICK FIRE 90 PER CENT SILICA					7024
1 U KINGDOM				6709	
55 GERMANY W		846		1727	
990 U STATES		59107		846778	
		59953		855214	
BRICK FIRE 100 DOL THOUSAND					7025
1 U KINGDOM				307	
55 GERMANY W		2259		14000	
990 U STATES		80648		1030920	
		82947		1045227	
BRICK FIRE FURNACE OR KILN					7026
1 U KINGDOM		5321		82645	
49 DENMARK		24558		24558	
55 GERMANY W				2735	
990 U STATES		356453		4106771	
		386332		4216709	

IMPORTS INTO CANADA FOR CONSUMPTION

143

Commodities and Countries from which Imported	MONTH OF OCTOBER 1960		TEN MONTHS ENDED OCTOBER 1960		Class Number
	Quantities	Values (\$)	Quantities	Values (\$)	
BRICK FIRE N O P					7027
1 U KINGDOM		30186		297491	
49 DENMARK				19588	
55 GERMANY W				8386	
990 U STATES		282780		3086110	
		312966		3411575	
BRICK PAVING	M				7028
990 U STATES	33	2049	458	28788	
	33	2049	458	28788	
BUILDING BLOCKS BUILDING TILE					7029
1 U KINGDOM		8819		58591	
44 BELG LUX		203		5405	
67 ITALY		1144		3141	
874 MEXICO				136	
990 U STATES		103578		830827	
		113744		898100	
DRAIN PIPES SEWER PIPES N O P					7030
1 U KINGDOM		202		21911	
990 U STATES		8337		134451	
		8539		156362	
TILES FOR MOSAIC FLOORING					7032
1 U KINGDOM		1196		15188	
44 BELG LUX				1263	
54 FRANCE		2172		9673	
55 GERMANY W		6518		38924	
67 ITALY		5183		66540	
82 SPAIN		98		600	
85 SWEDEN				562	
246 CZECHO S		882		882	
559 JAPAN		34396		317976	
990 U STATES		7476		91360	
		57921		542968	
EARTHENWARE TILES FOR ROOFING					7033
990 U STATES				1155	
				1155	
TILES EARTHENWARE N O P					7034
1 U KINGDOM		77318		726394	
43 AUSTRIA				212	
44 BELG LUX				23526	
49 DENMARK				62	
54 FRANCE				422	
55 GERMANY W		8047		99747	
67 ITALY		724		28780	
73 NETHRLNDS		2738		2738	
82 SPAIN		4117		28088	
246 CZECHO S		8338		28515	
559 JAPAN		36329		317516	
990 U STATES		9379		108216	
		146990		1364216	
CHINA AND PORCELAIN WARE N O P					7043
1 U KINGDOM		4142		28427	
54 FRANCE				1163	
55 GERMANY W				789	
67 ITALY				114	
258 GERMANY E		119		276	
516 HONG KONG		64		232	
559 JAPAN		2020		12831	
990 U STATES		1720		15150	
		8065		58982	
DEMIJOHNS CHURNS CROCKS N O P					7045
1 U KINGDOM		509		3180	
55 GERMANY W				83	
559 JAPAN				533	
990 U STATES		4652		32823	
		5161		36619	
TABLEWARE OF CHINA PORCELAIN					7046
1 U KINGDOM		762419		9215788	
43 AUSTRIA				2621	
44 BELG LUX		89		2955	
49 DENMARK		992		22763	
53 FINLAND				317	
54 FRANCE		3790		32248	
55 GERMANY W		27360		210937	
64 IRELAND				136	
67 ITALY		4824		43661	
73 NETHRLNDS				4901	
76 NORWAY		192		2442	
78 PORTUGAL		245		1092	
82 SPAIN				101	
85 SWEDEN		277		2649	
86 SWITZRLND				1011	
246 CZECHO S		196		3626	
258 GERMANY E		753		7661	
262 HUNGARY				1237	
516 HONG KONG		1335		18741	
553 CHINA COM				279	
559 JAPAN		79732		787527	
614 AUSTRALIA		65		341	
990 U STATES		108121		1005770	
		990390		11368804	
STONEWARE EARTHENWARE N O P					7047
1 U KINGDOM		27169		351308	
43 AUSTRIA		1035		6721	
44 BELG LUX		242		5141	
49 DENMARK		1092		15179	
53 FINLAND		789		2205	

IMPORTS INTO CANADA FOR CONSUMPTION

Commodities and Countries from which Imported	MONTH OF OCTOBER 1960		TEN MONTHS ENDED OCTOBER 1960		Class Number
	Quantities	Values (\$)	Quantities	Values (\$)	
54 FRANCE		3 228		2 613 4	
55 GERMANY W		18 522		18 414 45	
59 GREECE				2 385	
64 IRELAND				10 35	
67 ITALY		12 042		10 018 7	
73 NETHRLNDS		3 048		19 178	
76 NORWAY		494		4 908	
78 PORTUGAL		992		8 807	
82 SPAIN				1 707	
85 SWEDEN		3 024		1 734 0	
86 SWITZRLND		72		3 741	
246 CZECHO S		99		1 74	
2558 GERMANY E		243		6 496	
2662 HUNGARY		215		1 398	
355 ISRAEL		249		4 25	
516 HONG KONG		480		8 776	
559 JAPAN		55 419		75 775 8	
752 BRAZIL				4 88	
874 MEXICO		88		1 206	
886 P RICO				1 14	
990 U STATES		95 078		67 288 4	
		223 620		219 984 0	
CHEMICAL STONEWARE ACID RESIST					7048
1 U KINGDOM		4 034		9 673	
54 FRANCE				1 39	
990 U STATES		12 502		18 917 4	
		16 536		19 898 6	
ARTIFICIAL TEETH NOT MOUNTED					7051
1 U KINGDDM		774		7 148	
43 AUSTRIA				309	
55 GERMANY W		6 298		6 723 5	
67 ITALY				1 172	
73 NETHRLNDS		209		6 79	
86 SWITZRLND		8 297		6 660 9	
355 ISRAEL				5 89	
559 JAPAN		213		9 92	
828 TRINIDAD		2 928		24 528	
990 U STATES		202 765		1 268 982	
		221 484		1 438 243	
BATHS BATHTUBS BASINS ETC NOP					7052
1 U KINGDOM		8 512 7		9 888 21	
53 FINLAND		2 211		6 596	
55 GERMANY W		1 061		8 725	
67 ITALY				5 189	
76 NORWAY		3 87		14 344	
85 SWEDEN				2 201	
288 YUGO SLAV				3 21	
559 JAPAN		8 766		17 242 7	
990 U STATES		156 372		1 775 980	
		253 924		2 974 604	
CRUCIBLES N O P AND COVERS					7053
1 U KINGDOM		155		2 109	
54 FRANCE				6 12	
55 GERMANY W		1 192		1 192	
427 UN SO AFR				1 117 5	
990 U STATES		8 720		6 128 9	
		10 067		7 637 7	
INSULATORS ELECTRIC PORCELAIN					7055
1 U KINGDOM		4 086		6 672 2	
54 FRANCE				945	
55 GERMANY W				2 992	
67 ITALY		293		293	
85 SWEDEN				164	
86 SWITZRLND		1 909		10 008	
246 CZECHO S		718		3 068	
559 JAPAN		8 945		7 956 3	
990 U STATES		26 879		28 216 5	
		42 830		44 592 0	
MANUFACTURES OF CLAY N O P					7056
1 U KINGDOM		6 326		3 947 8	
49 DENMARK				14 746	
54 FRANCE				1 762	
55 GERMANY W				600	
519 INDIA		800		8 089	
559 JAPAN				4 29	
990 U STATES		90 242		77 582 6	
		97 368		84 093 0	
BRIQUETTES OF COAL OR COKE	TON				7060
990 U STATES	1 690	24 259	1 126 7	15 241 0	
	1 690	24 259	1 126 7	15 241 0	
ANTHRACITE SCREENINGS	TON				7061
990 U STATES	6 167	29 078	6 355 2	35 321 2	
	6 167	29 078	6 355 2	35 321 2	
ANTHRACITE DOMESTIC SIZES	TON				7062
1 U KINGDOM	6 670	110 192	2 739 3	44 716 4	
990 U STATES	98 491	1 128 155	62 653 1	7 190 267	
	10 516 1	12 38 347	65 392 4	76 374 31	
ANTHRACITE SMALLER SIZES N O P	TON				7063
1 U KINGDOM	7 924	107 160	37 473	5 172 31	
990 U STATES	50 475	351 533	318 925	2 599 902	
	58 399	458 693	356 398	3 117 133	
COAL BITUMINOUS SUB BITUMINOUS	TON				7064
1 U KINGDOM			509	5 098	
990 U STATES	1 261 149	6 369 460	1 024 527 1	5 315 234 5	
	1 261 149	6 369 460	1 024 578 0	5 315 744 3	

IMPORTS INTO CANADA FOR CONSUMPTION

Commodities and Countries from which Imported	MONTH OF OCTOBER 1960		TEN MONTHS ENDED OCTOBER 1960		Class Number
	Quantities	Values (\$)	Quantities	Values (\$)	
COAL EXWAREHOUSED SHIPS STORES 990 U STATES	TON 29469	146030	249168	1223187	7066
COAL DUST AND COAL N O P 990 U STATES	TON 562	6911	12550	114133	7067
BENZOL	GAL 562	6911	12550	114133	7070
1 U KINGDOM			224	179	
82 SPAIN			157550	85528	
277 POLAND	286900	163611	286900	163611	
287 U S S R			970884	293435	
990 U STATES	72749	29249	4952344	1829648	
COAL TAR CRUDE	GAL 359649	192860	6367902	2372401	7071
1 U KINGDOM	7970	1074	154381	32261	
990 U STATES	48041	9964	256268	55301	
COAL PITCH	GAL 56011	11038	410649	87562	7072
1 U KINGDOM	75590	127701	615036	1141389	
990 U STATES	62853	136488	681476	1480612	
CARBOLIC OR HEAVY OIL	GAL 138443	264189	1296512	2622001	7073
1 U KINGDOM	4949	1490	2956526	705372	
559 JAPAN			207643	34570	
614 AUSTRALIA			6075	1455	
990 U STATES	28164	9051	294331	69919	
COKE PETROLEUM	TON 33113	10541	3464575	811316	7074
990 U STATES	51819	687421	326350	4613199	
COKE N O P	TON 51819	687421	326350	4613199	7077
1 U KINGDOM	24	685	94	2791	
990 U STATES	16457	321012	272531	4960212	
DECANTERS AND TUMBLERS			272625	4963003	7079
1 U KINGDOM		784		2488	
44 BELG LUX				955	
49 DENMARK		54		2116	
54 FRANCE		1038		24485	
55 GERMANY W		195		7401	
67 ITALY		101		2348	
73 NETHRLNDS		388		438	
85 SWEDEN		639		2211	
246 CZECHO S		62		608	
277 POLAND				104	
559 JAPAN		145		5322	
990 U STATES		51915		382734	
LAMP CHIMNEYS		55321		431210	7080
55 GERMANY W		266		1170	
246 CZECHO S				87	
990 U STATES		3884		42829	
GLASS PLATES FOR OPTICAL MFR		4150		44086	7081
1 U KINGDOM		196		3100	
55 GERMANY W		753		30297	
990 U STATES		26867		448033	
GLASS CARBOYS BOTTLES JARS		27816		481430	7082
1 U KINGDOM		32047		569155	
43 AUSTRIA		560		3323	
44 BELG LUX		55		2272	
49 DENMARK		212		517	
53 FINLAND				144	
54 FRANCE		3982		31121	
55 GERMANY W		2571		28299	
67 ITALY		1289		40624	
73 NETHRLNDS		1094		4200	
85 SWEDEN		193		2705	
246 CZECHO S		1298		32387	
262 HUNGARY				580	
277 POLAND				1100	
516 HONG KONG		308		2284	
559 JAPAN		4598		68826	
990 U STATES		594453		4700111	
GLASS TABLEWARE CUT GLASS NOP		642660		5487648	7083
1 U KINGDOM		50771		330384	
43 AUSTRIA		1648		7531	
44 BELG LUX		22395		162047	
49 DENMARK		1769		19834	
53 FINLAND		388		3746	
54 FRANCE		3582		105834	
55 GERMANY W		71272		743687	
64 IRELAND		449		5185	
67 ITALY		9428		59671	
73 NETHRLNDS		3944		21432	
78 PORTUGAL		901		6241	
85 SWEDEN		16088		98942	
246 CZECHO S		64492		480067	
258 GERMANY E		3131		48346	
262 HUNGARY		10852		51067	
277 POLAND		8318		38874	
355 ISRAEL		799		1437	
559 JAPAN		16717		98705	
614 AUSTRALIA				75	

IMPORTS INTO CANADA FOR CONSUMPTION

Commodities and Countries from which Imported	MONTH OF OCTOBER 1960		TEN MONTHS ENDED OCTOBER 1960		Class Number
	Quantities	Values (\$)	Quantities	Values (\$)	
874 MEXICO		83		143	
990 U STATES		286207		1733934	
LAMP BULBS AND TUBING FOR		573234		4017182	7084
1 U KINGDOM		53		487	
73 NETHRLNDS				413	
86 SWITZRLND		1271		3412	
990 U STATES		229073		2399914	
GLASS SHADES OR GLOBES		230397		2404226	7085
1 U KINGDOM		277		634	
43 AUSTRIA				254	
54 FRANCE				90	
55 GERMANY W		410		410	
67 ITALY				2186	
559 JAPAN				1430	
990 U STATES		12241		131837	
LENSES GLASS N O P		12928		136841	7086
1 U KINGDDM		376		6154	
43 AUSTRIA		1734		21604	
44 BELG LUX				921	
54 FRANCE				274	
55 GERMANY W		1276		17935	
73 NETHRLNDS				1304	
559 JAPAN				251	
990 U STATES		29617		341027	
FRESNEL TYPE LENSES GLOBES		33003		389470	7087
1 U KINGDOM				644	
55 GERMANY W				2198	
990 U STATES		18957		115707	
MOULDED SHAPES FOR ELECT FIXT		18957		118549	7088
1 U KINGDOM		1315		17382	
43 AUSTRIA		2009		20520	
49 DENMARK				270	
55 GERMANY W		14117		131957	
67 ITALY				1588	
73 NETHRLNDS		3260		45758	
85 SWEDEN		1063		3189	
246 CZECHO S		9013		62128	
516 HONG KONG		354		986	
559 JAPAN				73	
990 U STATES		174091		1721587	
HEAT RESISTING GLASSWARE		205222		2005438	7089
1 U KINGDOM		7810		113191	
43 AUSTRIA				2737	
44 BELG LUX				286	
49 DENMARK		268		335	
54 FRANCE		244		857	
55 GERMANY W		454		9637	
246 CZECHO S				141	
990 U STATES		636636		5311018	
SHEET GLASS OVER 34 OZ SQ FT		645412		5438202	7090
1 U KINGDOM	SQ FT	118099	33164	562367	143886
44 BELG LUX		1234909	284858	5137631	1306055
54 FRANCE		80639	17973	1026005	212855
55 GERMANY W		275310	65107	2053260	476933
67 ITALY				24678	5748
73 NETHRLNDS				3156	2194
82 SPAIN				60462	11473
246 CZECHO S	2400	333		67951	6989
258 GERMANY E	32800	3249		134900	14367
277 POLAND				11106	888
559 JAPAN	13000	1845		232440	31529
990 U STATES	65727	25770		845719	258318
SHEET GLASS TRANSPRT TO 34 OZ		1822884	432299	10159675	2471235
1 U KINGDOM	SQ FT	710854	60811	5758530	503372
44 BELG LUX		1521044	179865	14108702	1569452
54 FRANCE		346865	30506	3149827	302339
55 GERMANY W		946873	89723	6682405	619288
67 ITALY				41400	2826
73 NETHRLNDS				4426	458
82 SPAIN				43249	6306
85 SWEDEN				10800	745
246 CZECHO S	778191	31118		5872164	230650
258 GERMANY E	539600	25118		3489880	166432
277 POLAND	66000	1403		1193945	41921
287 U S S R	768500	43825		2431011	132640
516 HONG KONG				66000	1856
553 CHINA COM				346800	5079
559 JAPAN	129555	9396		1956505	110564
990 U STATES	2500	1173		618965	75762
PLATE GLASS NOT OVER 7 SQ FT		5809982	472938	45774609	3769690
1 U KINGDOM	SQ FT	4626	2441	146529	54800
44 BELG LUX		18007	6998	106882	41310
54 FRANCE		4825	2252	141510	51453
55 GERMANY W				11335	3597
73 NETHRLNDS				612	204
990 U STATES	8711	4290		137072	62342
	36169	15981		543940	213706

IMPORTS INTO CANADA FOR CONSUMPTION

Commodities and Countries from which Imported	MONTH OF OCTOBER 1960		TEN MONTHS ENDED OCTOBER 1960		Class Number
	Quantities	Values (\$)	Quantities	Values (\$)	
PLATE GLASS 7 TO 25 SQ FT	SQ FT				7094
1 U KINGDOM	289451	110791	3260167	1258075	
44 BELG LUX	38599	19596	368401	177458	
54 FRANCE	21862	10335	313158	148491	
55 GERMANY W	1728	1308	79677	40496	
73 NETHRLNDS			33903	17273	
990 U STATES	110383	59140	1526836	718570	
	462023	201170	5582142	2360363	
PLATE GLASS N O P	SQ FT				7095
1 U KINGDOM	96129	53900	1518667	786624	
44 BELG LUX	182057	94917	1772569	945505	
54 FRANCE	66174	29333	626444	292257	
55 GERMANY W	26788	14270	572206	299846	
73 NETHRLNDS	256	200	35427	18407	
990 U STATES	689462	329891	10420999	4770042	
	1060866	522511	14946312	7112681	
LAMINATED GLASS SHEETS	SQ FT				7097
1 U KINGDOM	19661	9985	250417	130657	
44 BELG LUX	7727	4172	16384	9186	
54 FRANCE			13898	7031	
55 GERMANY W	7431	2766	86875	45328	
246 CZECHO S	863	231	19479	7951	
990 U STATES	554	1654	12953	23275	
	36236	18808	400006	223428	
GLASS SHEETS WIRED	SQ FT				7099
1 U KINGDOM	21355	11069	368694	157360	
44 BELG LUX	7891	1398	172061	31936	
54 FRANCE	1040	218	45632	7462	
55 GERMANY W	4545	1230	30595	9986	
73 NETHRLNDS	53084	32615	416220	266893	
246 CZECHO S			40026	3604	
990 U STATES	12438	5640	72087	52205	
	100353	52170	1145315	529446	
GLASS CAST AND SHEET GLASS NOP	SQ FT				7100
1 U KINGDOM	21205	5701	168137	41434	
44 BELG LUX	17313	4732	73472	24373	
54 FRANCE			9572	2868	
55 GERMANY W			8106	1598	
246 CZECHO S			613	209	
990 U STATES	1831	949	48797	33855	
	40349	11382	308697	104337	
ORNAMENTAL COLOURED GLASS	SQ FT				7111
1 U KINGDOM	19582	19255	163013	67119	
44 BELG LUX	27960	5879	78177	18517	
54 FRANCE			166	119	
55 GERMANY W			24558	8606	
73 NETHRLNDS			462	707	
559 JAPAN	2000	150	2000	150	
990 U STATES	40147	19138	72995	43143	
	89689	44422	341371	138361	
PAINTED OBSCURED WHITE GLASS	SQ FT				7112
1 U KINGDOM	128862	21456	1083763	190636	
44 BELG LUX	138505	20093	1083736	153530	
54 FRANCE	77871	9425	306615	38221	
55 GERMANY W	14249	2930	181464	46951	
246 CZECHO S	28000	1304	52000	2403	
559 JAPAN			159487	14822	
990 U STATES	63832	19578	704673	254782	
	451319	74786	3571738	701345	
STAINED OR ORNAMENTAL WINDOWS					7113
1 U KINGDOM		4471		36827	
54 FRANCE		8234		109374	
55 GERMANY W				13821	
67 ITALY		155		372	
73 NETHRLNDS		1960		40128	
990 U STATES		6181		45522	
		21001		246044	
MIRRORS OF GLASS FRAMED OR NOT					7114
1 U KINGDOM		19389		127061	
43 AUSTRIA				605	
44 BELG LUX		39513		448197	
49 DENMARK				857	
54 FRANCE				3470	
55 GERMANY W		6844		85857	
67 ITALY		54		4121	
73 NETHRLNDS		316		8520	
82 SPAIN				1189	
85 SWEDEN		121		977	
246 CZECHO S				1113	
516 HONG KONG		89		1990	
553 CHINA COM				568	
559 JAPAN		6927		54075	
990 U STATES		85728		753180	
		158981		1491780	
INSULATING WINDOW UNITS	NO				7119
1 U KINGDOM	10	432	1945	21586	
44 BELG LUX	5097	106120	22152	498103	
55 GERMANY W	151	2205	1762	22236	
990 U STATES	449	7864	4670	91688	
	5707	116621	30529	633613	
GLASS BALLS FOR FIBRES OR YARN					7120
55 GERMANY W		14571		420	
990 U STATES		14571		438319	
				438739	
GLASS TO BE CUT OR MOUNTED					7121
1 U KINGDOM				1433	

IMPORTS INTO CANADA FOR CONSUMPTION

Commodities and Countries from which Imported	MONTH OF OCTOBER 1960		TEN MONTHS ENDED OCTOBER 1960		Class Number
	Quantities	Values (\$)	Quantities	Values (\$)	
44 BELG LUX		12706		67724	
54 FRANCE		2098		2098	
55 GERMANY W		8554		47278	
85 SWEDEN				1640	
246 CZECHO S		1639		9774	
262 HUNGARY				438	
277 POLAND				744	
990 U STATES		23416		193036	
GLASS BLANKS FOR REFLECTORS		48413		324165	
990 U STATES		17914		303398	7122
BEAOS FOR MFR IMITATION PEARLS		17914		303398	
43 AUSTRIA		917		10101	7123
55 GERMANY W		1414		5282	
559 JAPAN				2761	
990 U STATES				9851	
ARTIFICIAL EYES CONTACT LENSES		2331		27995	
1 U KINGDOM		1298		1492	7124
55 GERMANY W				191	
990 U STATES		6191		62731	
PHOTOGRAPHIC DRY PLATES		7489		64414	
1 U KINGDOM		10605		62861	7125
44 BELG LUX				2194	
67 ITALY				136	
990 U STATES		6995		107378	
SPECTACLES EYE GLASS LENSES		17600		172569	
1 U KINGDOM		245		16354	7126
43 AUSTRIA		4662		41592	
54 FRANCE		1858		100222	
55 GERMANY W		9485		39767	
67 ITALY		16394		236918	
73 NETHRLNDS				54	
82 SPAIN				510	
246 CZECHO S				3494	
516 HONG KONG				4134	
559 JAPAN		30309		194423	
990 U STATES		38029		536963	
MANUFACTURES OF GLASS N O P		100982		1174431	
1 U KINGDOM		5958		72607	7127
43 AUSTRIA		914		5964	
44 BELG LUX		4885		34671	
49 DENMARK		642		7820	
53 FINLAND				933	
54 FRANCE		9309		76816	
55 GERMANY W		7354		98800	
67 ITALY		26316		262338	
73 NETHRLNDS		754		12852	
78 PORTUGAL		120		263	
82 SPAIN				1178	
85 SWEDEN		5614		45905	
86 SWITZRLND		313		2199	
246 CZECHO S		9777		73788	
258 GERMANY E		729		6248	
262 HUNGARY		578		3883	
277 POLAND				516	
516 HONG KONG		74		10590	
559 JAPAN		6755		74339	
874 MEXICO				330	
990 U STATES		257460		2244890	
GLASS WOOL OR FIBRE GLASS	LB	337552		3036930	
1 U KINGDOM			4226	2222	7128
55 GERMANY W			11975	3600	
85 SWEDEN			5091	3937	
990 U STATES		105413	1981830	1002307	
GLASS BLOCKS		105413	2003122	1012066	
1 U KINGDOM				4031	7129
54 FRANCE				768	
246 CZECHO S		1588		10572	
874 MEXICO				8582	
990 U STATES		48525		393057	
PLUMBAGO NOT GROUND OR MFRD		50113		417010	
1 U KINGDOM				4653	7131
76 NORWAY				8233	
415 KENYA				219	
513 CEYLON				3047	
516 HONG KONG				1413	
874 MEXICO				38980	
990 U STATES		936		11489	
CRUCIBLES PLUMBAGO AND COVERS		936		68034	
1 U KINGDOM		2513		81135	7132
990 U STATES		5534		105753	
PLUMBAGO GROUND AND MFRS NOP		8047		186888	
1 U KINGDOM		3854		66255	7133
55 GERMANY W		4445		41606	
73 NETHRLNDS				146	
559 JAPAN				9672	

IMPORTS INTO CANADA FOR CONSUMPTION

Commodities and Countries from which Imported	MONTH OF OCTOBER 1960		TEN MONTHS ENDED OCTOBER 1960		Class Number
	Quantities	Values (\$)	Quantities	Values (\$)	
874 MEXICO				975	
990 U STATES		45408		640148	
MICA UNMANUFACTURED		53707		758802	7138
	CWT				
1 U KINGDOM			230	952	
519 INDIA			914	28383	
752 BRAZIL			51	1808	
990 U STATES	952	7768	15298	101798	
	952	7768	16493	132941	
MICA MANUFACTURES OF					7139
1 U KINGDOM				9168	
874 MEXICO				961	
990 U STATES		20793		275218	
		20793		285347	
ASPHALTUM OR ASPHALT					7141
	CWT				
1 U KINGDOM	168	795	480	1858	
55 GERMANY W			66	438	
785 VENEZUELA	66398	38392	125017	72112	
990 U STATES	31111	56925	190016	415199	
	97677	96112	315579	489607	
ASPHALTUM OIL FOR PAVING					7143
	GAL				
990 U STATES	158960	15427	1160660	120155	
	158960	15427	1160660	120155	
OIL FOR CONCENTRATION OF ORES					7151
	GAL				
990 U STATES	14883	25222	197874	293319	
	14883	25222	197874	293319	
CRUDE PETROLEUM					7153
	BBL				
319 KUWAIT	680741	1109101	11302569	18293524	
329 B M E NES	632224	1195900	3226807	6399723	
347 IRAN	1652846	3254390	12319132	24504342	
369 SAUD ARAB	1342594	3274017	12610199	30732726	
785 VENEZUELA	5105489	12193751	61482879	147924503	
828 TRINIDAD	484821	1140694	2177829	5106725	
990 U STATES	57242	144966	206835	513665	
	9955957	22312819	103326250	233475208	
	GAL				
PETROLEUM TOPS FOR REFINERS					7154
	GAL				
FUEL OIL EXWARE SHIPS STORES					7156
	GAL				
876 NETH ANT			300567	20601	
990 U STATES			113747	11298	
			414314	31899	
AVIATION GASOLINE					7161
	GAL				
876 NETH ANT	1517426	242177	3454188	557225	
990 U STATES	1713176	325481	40370886	6899085	
	3230602	567658	43825074	7456310	
KEROSENE N O P					7162
	GAL				
1 U KINGDOM			2955834	225247	
54 FRANCE			1469903	111944	
785 VENEZUELA	401059	35040	2372203	240821	
876 NETH ANT			3161994	268609	
990 U STATES	63604	10260	4189291	600472	
	464663	45300	14149225	1447093	
ENGINE DISTILLATE 8017 OR OVER					7163
	GAL				
990 U STATES			19620	3220	
			19620	3220	
GASOLINE UNDER 8236 SP G N O P					7164
	GAL				
876 NETH ANT			9262768	1145993	
990 U STATES	1289408	215631	13011963	2132163	
	1289408	215631	22274731	3278156	
CASINGHEAD GASOLINE BLENDING					7165
	GAL				
LUB OILS UNDER 25C PER GAL					7166
	GAL				
990 U STATES	763066	177566	15558092	3386306	
	763066	177566	15558092	3386306	
PETRO LUB OILS 25C GAL OR OVER					7167
	GAL				
1 U KINGDOM	272	1053	94761	71608	
44 BELG LUX	79	420	79	420	
54 FRANCE	2088	1748	2088	1748	
55 GERMANY W	20	62	1330	1736	
73 NETHRLNDS			34500	24706	
85 SWEDEN			552	447	
86 SWITZRLND			265	454	
990 U STATES	1227468	544016	15974340	6571250	
	1229927	547299	16107915	6672369	
OILS MINERAL N O P					7168
	GAL				
1 U KINGDOM	265	1082	11115	3910	
990 U STATES	60802	73372	623495	921108	
	61067	74454	634610	925018	
STOVE OIL NO 1 FUEL OIL					7171
	GAL				
785 VENEZUELA			12985165	1186115	
876 NETH ANT	13195188	1277363	53102867	5089106	
990 U STATES	303523	43944	10853089	1617876	
	13498711	1321307	76941121	7893097	
LIGHT FUEL OILS NOS 2 AND 3					7172
	GAL				
785 VENEZUELA	6023893	530768	46632189	4140445	
828 TRINIDAD			10633543	820358	
876 NETH ANT	23800275	1993071	115252875	9674558	
990 U STATES	3633877	385415	38498662	4048236	
	33458045	2909254	211017269	18683597	
HEAVY FUEL OILS NOS 4 5 AND 6					7173
	GAL				
1 U KINGDOM			19480	1558	
44 BELG LUX			34553	2764	
73 NETHRLNDS			1390836	73674	
319 KUWAIT			4494186	138060	
785 VENEZUELA	9021706	449942	84111097	4361648	
828 TRINIDAD	2781218	238016	13645746	978317	

IMPORTS INTO CANADA FOR CONSUMPTION

Commodities and Countries from which Imported	MONTH OF OCTOBER 1960		TEN MONTHS ENDED OCTOBER 1960		Class Number
	Quantities	Values (\$)	Quantities	Values (\$)	
874 MEXICO			3723644	149254	
876 NETH ANT	11185397	487053	140030231	6596694	
883 PANAMA			59067	4678	
990 U STATES	15381223	801809	122691503	6796014	
DIESEL FUEL	38369544	1976820	370200343	19102661	
	GAL				7174
785 VENEZUELA	5549742	446827	41847938	3434157	
876 NETH ANT	7930134	711840	18792941	1662825	
990 U STATES	580578	66756	14747349	1557016	
PETROL GREASE LUBRICATING NOP	14060454	1225423	75388228	6653998	
	LB				7181
1 U KINGDOM	3067	1413	74601	12892	
54 FRANCE	2000	353	2000	353	
55 GERMANY W	32	93	1000	1485	
990 U STATES	1143731	160464	13943946	1861691	
PETROL JELLIES TOILET MEDICINE	1148830	162323	14021547	1876421	
					7182
1 U KINGDOM		327		599	
55 GERMANY W				58	
990 U STATES		74216		679414	
PARAFFINE WAX		74543		680071	
	LB				7183
1 U KINGDOM			4480	835	
55 GERMANY W	600	177	802	272	
85 SWEDEN			614	366	
519 INDIA			420000	17457	
559 JAPAN			162329	8571	
990 U STATES	3152637	203761	33897863	2145825	
CANDLES PARAFFINE WAX	3153237	203938	34486088	2173326	
	LB				7184
1 U KINGDOM			200	54	
43 AUSTRIA	920	230	920	230	
49 DENMARK	7015	2707	14766	5895	
54 FRANCE	79	95	689	461	
55 GERMANY W	2853	1789	4619	3003	
76 NORWAY			3458	1602	
82 SPAIN	152	152	350	288	
85 SWEDEN	574	218	1145	372	
86 SWITZRLND	152	98	1279	898	
355 ISRAEL	4409	970	4409	970	
516 HONG KONG			732	202	
559 JAPAN	72236	17818	230590	58194	
990 U STATES	65665	20964	209739	67636	
PRODUCTS OF PETROLEUM N O P	154055	45041	472896	139805	
	GAL				7185
1 U KINGDOM			116	295	
990 U STATES	1256587	243166	26445246	4466787	
LIQUEFIED PETROLEUM GASES	1256587	243166	26445362	4467082	
	GAL				7186
54 FRANCE			531	1655	
990 U STATES	606097	173578	3775385	862217	
NAPHTHA INCL SOLVENT NAPHTHA	606097	173578	3775916	863872	
	GAL				7187
1 U KINGDOM			447	1153	
55 GERMANY W	125	512	1170	1470	
990 U STATES	365280	84893	10224768	1846500	
ARTIFICIAL ABRASIVE GRAINS	365405	85405	10226385	1849123	
					7191
1 U KINGDOM				5392	
54 FRANCE				6006	
55 GERMANY W				2276	
86 SWITZRLND		1400		5671	
990 U STATES		152795		1716526	
DIAMONDS BLACK BORT FOR BORERS		154195		1735871	
	CARAT				7192
1 U KINGDOM	15483	95352	154610	760675	
44 BELG LUX			2987	23115	
54 FRANCE			20000	114800	
73 NETHRLNDS	200	1040	702	3690	
86 SWITZRLND			600	1722	
427 UN SO AFR	7500	33171	104096	450165	
716 B GUIANA			160	1380	
752 BRAZIL	118	3965	118	3965	
774 PERU			1061	4550	
990 U STATES	33459	142925	466946	2376419	
DIATOMACEOUS EARTH	56760	276453	751280	3740481	
	CWT				7193
990 U STATES	58861	136610	492202	1061780	
EMERY IN BULK	58861	136610	492202	1061780	
					7194
73 NETHRLNDS				7142	
990 U STATES		8551		169579	
GRINDING WHEELS BONDED		8551		176721	
					7195
1 U KINGDOM		5427		65524	
43 AUSTRIA				354	
44 BELG LUX				11533	
49 DENMARK				96	
54 FRANCE		132		335	
55 GERMANY W		5252		57713	
67 ITALY		1229		10172	
76 NORWAY		1371		16649	
78 PORTUGAL				1001	
85 SWEDEN		798		11121	
86 SWITZRLND				336	
990 U STATES		121871		1464047	
		136080		1638881	

IMPORTS INTO CANADA FOR CONSUMPTION

151

Commodities and Countries from which Imported	MONTH OF OCTOBER 1960		TEN MONTHS ENDED OCTOBER 1960		Class Number	
	Quantities	Values (\$)	Quantities	Values (\$)		
GRINDING STONES BLOCKS BONOEO					7196	
1 U KINGDOM				4394		
44 BELG LUX				329		
49 DENMARK				253		
55 GERMANY W				9312		
67 ITALY				276		
85 SWEDEN				1702		
559 JAPAN				1902		
990 U STATES		41940		319614		
		41940		337782		
GRINDSTONES N O P					7199	
1 U KINGDOM	NO	120	171	352		1899
990 U STATES		113	8800	177		14542
		233	8971	529	16441	
PUMICE PUMICE STONE LAVA TUSA					7200	
67 ITALY				1858		
990 U STATES		15031		163174		
		15031		165032		
COATED ABRASIVE PAPER CLOTH					7202	
1 U KINGDOM		7878		29750		
49 DENMARK				3043		
55 GERMANY W		6159		59046		
67 ITALY				820		
76 NORWAY		2570		44201		
85 SWEDEN		318		318		
86 SWITZRLND				259		
277 POLANO				218		
553 CHINA COM				170		
990 U STATES		82771		782033		
		92696		919858		
MFRS OF ABRASIVES N O P					7203	
1 U KINGDOM		802		28677		
44 BELG LUX		57		17735		
55 GERMANY W		3113		13834		
67 ITALY		596		1845		
73 NETHRLNDS				815		
990 U STATES		37278		443288		
		41846		506194		
BUILDING STONE N O P					7210	
1 U KINGDOM	CWT		2036	3462		
15 GIBRALTAR			381	1651		
67 ITALY			432	1403		
990 U STATES		62865	73549	494476		596294
		62865	73549	497325	602810	
GRANITE ROUGH					7215	
49 DENMARK				849		
53 FINLAND		5519		20765		
76 NORWAY				4018		
85 SWEDEN		8403		104918		
752 BRAZIL				2449		
990 U STATES		12061		126500		
		25983		259499		
GRANITE SAWN					7216	
53 FINLAND		2346		5211		
55 GERMANY W				2363		
85 SWEDEN		1242		13825		
427 UN SO AFR				833		
990 U STATES		5090		63127		
		8678		85359		
GRANITE MANUFACTURES					7218	
44 BELG LUX				24615		
53 FINLAND				81700		
54 FRANCE				1260		
55 GERMANY W		1837		29652		
67 ITALY				1145		
73 NETHRLNDS				391		
76 NORWAY				504		
78 PORTUGAL				618		
85 SWEDEN		1686		57903		
559 JAPAN				629		
990 U STATES		11707		74229		
		15230		272646		
GYP SUM					7221	
1 U KINGDOM	TON		24	866		
874 MEXICO		8500	24301	56100		157610
990 U STATES		244	4569	1604	27967	
		8744	28870	57728	186443	
LIME					7223	
1 U KINGDOM	CWT	451	270	7650		4053
990 U STATES		56724	32778	562961		356508
		57175	33048	570611	360561	
PLASTER OF PARIS WALL PLASTER					7224	
1 U KINGDOM	CWT	1112	824	7046		6164
54 FRANCE				150		1553
55 GERMANY W				55		129
67 ITALY				98		293
990 U STATES		19680	33767	212257	338572	
		20792	34591	219606	346711	
CEMENT PORTLAND					7225	
1 U KINGDOM	CWT	3672	4400	117608		161509
44 BELG LUX				6440		9344
49 DENMARK		1764	2813	23458		37422
54 FRANCE		3683	5156	22262		28831
55 GERMANY W		5250	8770	48816		87597
990 U STATES		9605	17138	98592		190615
		23974	38277	317176		515318

IMPORTS INTO CANADA FOR CONSUMPTION

Commodities and Countries from which Imported	MONTH OF OCTOBER 1960		TEN MONTHS ENDED OCTOBER 1960		Class Number
	Quantities	Values (\$)	Quantities	Values (\$)	
CEMENT MANUFACTURES N O P					7226
1 U KINGDOM		81		4823	
54 FRANCE				21045	
55 GERMANY W				570	
67 ITALY				3167	
85 SWEDEN				139	
86 SWITZRLND				1743	
990 U STATES				296886	
		32929		296886	
		33010		328373	
WHITE PORTLAND CEMENT CLINKER	CWT				7227
49 DENMARK	29120	25616	232960	204799	
990 U STATES			93510	101626	
	29120	25616	326470	306425	
MARBLE ROUGH					7231
54 FRANCE				6960	
67 ITALY		14122		31367	
78 PORTUGAL		575		6116	
990 U STATES		2258		15264	
		16955		60407	
MARBLE SAWN					7232
44 BELG LUX		2280		35208	
67 ITALY		18819		261805	
78 PORTUGAL		1800		3753	
990 U STATES		59637		276672	
		82536		577438	
MARBLE FOR TOMBSTONES					7233
990 U STATES		1756		31520	
		1756		31520	
MARBLE MANUFACTURES N O P					7234
44 BELG LUX				5107	
54 FRANCE				719	
55 GERMANY W		595		14539	
67 ITALY		8307		116818	
78 PORTUGAL				663	
516 HONG KONG				551	
559 JAPAN				2347	
874 MEXICO		1142		2390	
990 U STATES		1252		23964	
		11296		167098	
MARBLE ORNAMENTAL FOR CHURCHES					7235
43 AUSTRIA				8484	
44 BELG LUX		1710		1710	
67 ITALY		7363		148807	
		9073		159001	
ROOFING SLATE	SQ				7241
1 U KINGDOM			242	5201	
990 U STATES			907	23694	
	171	5066	1149	28895	
	171	5066			
SLATE MANUFACTURES N O P					7243
1 U KINGDOM		365		1358	
55 GERMANY W				1073	
67 ITALY		160		2210	
78 PORTUGAL		274		6266	
990 U STATES		22172		51841	
		22971		62748	
CURLING STONES AND HANDLES	PAIR				7254
1 U KINGDOM	45	1678	2195	85611	
990 U STATES			8	382	
	45	1678	2203	85993	
FELDSPAR	CWT				7256
990 U STATES	2065	2013	24523	25148	
	2065	2013	24523	25148	
FLINT AND GROUND FLINT STONE	CWT				7257
49 DENMARK			2204	4668	
54 FRANCE	496	762	1003	1540	
990 U STATES	3929	3549	17471	13572	
	4425	4311	20678	19780	
FLUORSPAR	CWT				7258
1 U KINGDOM		92256	4543	8998	
427 UN SO AFR	71867		136518	175093	
874 MEXICO	155556	150107	665592	808338	
990 U STATES	1997	5005	16287	40091	
	229420	247368	822940	1032520	
MAG OX AND CARB FOR INSULATION	CWT				7261
1 U KINGDOM			603	3915	
990 U STATES	3216	16920	16906	81145	
	3216	16920	17509	85060	
PHOSPHATE ROCK	CWT				7263
44 BELG LUX	4000	10907	34533	87789	
559 JAPAN			17640	55562	
876 NETH ANT	3215	7233	26880	60480	
990 U STATES	1948533	796641	16038270	6681264	
	1955748	814781	16117323	6885095	
SILICA SAND	CWT				7264
44 BELG LUX			10388	3116	
76 NORWAY			1820	1606	
614 AUSTRALIA			673	862	
990 U STATES	1286546	224402	12301632	2019179	
	1286546	224402	12314513	2024763	
SAND AND GRAVEL N O P	TON				7265
990 U STATES	54935	50482	858400	414541	
	54935	50482	858400	414541	
SILEX OR CRYSTALLIZED QUARTZ	CWT				7266
67 ITALY			60	603	
752 BRAZIL	2	751	27	11366	
990 U STATES	14252	12902	190440	126818	
	14254	13653	190527	138787	

IMPORTS INTO CANADA FOR CONSUMPTION

Commodities and Countries from which Imported	MONTH OF OCTOBER 1960		TEN MONTHS ENDED OCTOBER 1960		Class Number
	Quantities	Values (\$)	Quantities	Values (\$)	
TALC OR SOAPSTONE	CWT				7268
67 ITALY	4807	10684	21390	47789	
990 U STATES	31008	62201	295471	593970	
	35815	72885	316861	641759	
WHITING GILDERS PARIS WHITE	CWT				7269
1 U KINGDOM	6940	5296	31429	25660	
54 FRANCE	2547	1418	22707	10885	
990 U STATES	6113	12881	73858	161311	
	15600	19595	127994	197856	
STONE AND MANUFACTURES N O P					7270
1 U KINGDOM		289		3799	
55 GERMANY W				1525	
67 ITALY		2082		12456	
73 NETHRLNDS		381		381	
516 HONG KONG				1620	
553 CHINA COM				2485	
559 JAPAN				582	
990 U STATES		22363		108581	
		25115		131429	
ROOFING GRANULES	CWT				7271
990 U STATES	143359	122362	1158281	1087597	
	143359	122362	1158281	1087597	
STONE CRUSHED	TON				7272
990 U STATES	124243	150818	791581	1109702	
	124243	150818	791581	1109702	
QUARTZ PIEZO ELECTRIC	LB				7273
1 U KINGDDM			3	83	
752 BRAZIL	245	930	921	9361	
990 U STATES	223	7003	1768	84108	
	468	7933	2692	93552	
MAGNESIA DEAD BURNED SINTERED	CWT				7274
1 U KINGDOM	2500	10061	4119	16808	
288 YUGO SLAV			66619	178291	
990 U STATES	16160	69239	337896	1288376	
	18660	79300	408634	1483475	
MAGNESIA CAUSTIC CALCINED	CWT				7275
1 U KINGDOM			40	251	
519 INDIA			246	1966	
990 U STATES	2708	9719	44565	152136	
	2708	9719	44851	154353	
ELECTRIC OR BLAST FURNACE SLAG	CWT				7280
990 U STATES	12202	1466	456779	65700	
	12202	1466	456779	65700	
BARYTES	CWT				7281
1 U KINGDOM			896	1241	
55 GERMANY W	2089	3148	5590	7598	
990 U STATES	2353	6557	29435	70842	
	4442	9705	35921	79681	
CARBONS 3 TO 35 INCHES CIRCUM					7282
1 U KINGDOM		347		144714	
54 FRANCE				14532	
55 GERMANY W				12358	
559 JAPAN		10287		19060	
990 U STATES		22598		526452	
		32232		717116	
CARBONS OVER 35 INCHES CIRCUM					7283
1 U KINGDOM		20795		293677	
54 FRANCE		19186		86501	
55 GERMANY W				4928	
67 ITALY				415	
559 JAPAN		64657		173395	
990 U STATES		14698		126252	
		119336		685168	
ELECTRIC LIGHT CARBONS N O P	LB				7284
1 U KINGDOM	1484	3132	1596	3304	
54 FRANCE			12803	18744	
55 GERMANY W			13476	17015	
559 JAPAN			4893	6650	
990 U STATES	226763	37610	498962	151404	
	228247	40742	531730	197117	
CRAYONS					7285
1 U KINGDOM		2154		14328	
43 AUSTRIA				1198	
54 FRANCE		737		11526	
55 GERMANY W		832		45737	
67 ITALY				189	
73 NETHRLNDS				1130	
246 CZECHO S				4053	
559 JAPAN		4302		27788	
990 U STATES		57052		354627	
		65077		460576	
DIAMONDS UNSET	CARAT				7286
1 U KINGDDM	243	188123	3132	835693	
44 BELG LUX	2306	318440	30351	4023309	
55 GERMANY W			81	5546	
73 NETHRLNDS	42	7189	1468	245383	
86 SWITZRLND			8	19911	
355 ISRAEL	906	96242	8668	880240	
427 UN SO AFR	85	20522	555	142546	
874 MEXICO			174	13820	
990 U STATES	524	80807	6330	941950	
	4106	711323	50767	7108398	
FOUNDRY FACINGS OF ALL KINDS					7288
1 U KINGDOM				84	
55 GERMANY W				3898	
990 U STATES		16899		157016	
		16899		160998	

IMPORTS INTO CANADA FOR CONSUMPTION

Commodities and Countries from which Imported	MONTH OF OCTOBER 1960		TEN MONTHS ENDED OCTOBER 1960		Class Number
	Quantities	Values (\$)	Quantities	Values (\$)	
FULLERS EARTH IN BULK ONLY					
1 U KINGDOM				629	7289
55 GERMANY W				5064	
990 U STATES		11207		134328	
		11207		140021	
GAS IMPORTED BY PIPE LINE	M C F				
990 U STATES	815334	239580	4914209	1442541	7290
	815334	239580	4914209	1442541	
INSULATORS ELECTRIC N O P					
1 U KINGDOM		5334		138420	7291
55 GERMANY W				2832	
86 SWITZRLND				1737	
246 CZECHO S				909	
990 U STATES		50253		433734	
		55587		577632	
MAGNESIA PIPE COVERING					
990 U STATES		195		26859	7292
		195		26859	
MINERAL WOOL	LB				
990 U STATES	389576	35931	2741335	285010	7295
	389576	35931	2741335	285010	
SALT TABLE	CWT				
1 U KINGDOM	100	91	829	2988	7296
990 U STATES	2063	7018	10268	38297	
	2163	7109	11097	41285	
SALT FOR FISHERIES	CWT				
1 U KINGDOM			448	688	7297
82 SPAIN			632421	125702	
813 BAHAMAS			496536	100261	
824 JAMAICA			59484	10004	
954 ST PIERRE	443	396	2833	2553	
990 U STATES			10000	4679	
	443	396	1201722	243887	
SALT IN BULK N O P	CWT				
874 MEXICO			1238270	73739	7298
990 U STATES	124959	40376	695101	191831	
	124959	40376	1933371	265570	
SALT IN BAGS BARRELS	CWT				
1 U KINGDOM	1445	586	5614	5167	7299
990 U STATES	15708	15851	160464	161468	
	17153	16437	166078	166635	
SULPHUR AND BRIMSTONE	CWT				
1 U KINGDOM			138	225	7300
54 FRANCE	300	1773	300	1773	
990 U STATES	1042874	1049595	5552699	5599152	
	1043174	1051368	5553137	5601150	
MINERAL SUBSTANCES N O P					
1 U KINGDOM		33013		256322	7301
43 AUSTRIA				435	
44 BELG LUX				5531	
49 DENMARK				58	
54 FRANCE				6290	
55 GERMANY W		1306		6942	
67 ITALY		7415		58352	
73 NETHRLNDS		118		189	
76 NORWAY		558		3883	
85 SWEDEN				4216	
86 SWITZRLND		1782		3126	
258 GERMANY E				560	
422 RHOD NYAS				214515	
427 UN SO AFR				483408	
516 HONG KONG		118		991	
519 INDIA				283	
553 CHINA COM		93		791	
559 JAPAN		326		4831	
874 MEXICO		682		3241	
990 U STATES		623994		6397597	
		669405		7451561	
VERMICULITE CRUDE					
427 UN SO AFR				32517	7302
990 U STATES		26404		265869	
		26404		298386	
ASPHALT TILE FOR FLOORING	SQ FT				
990 U STATES	40423	3708	482667	46171	7303
	40423	3708	482667	46171	
ANDALUSITE KYANITE MULLITE ETC	CWT				
519 INDIA			5070	11528	7304
990 U STATES	2685	6815	26780	90310	
	2685	6815	31850	101838	
DRILLING MUD	CWT				
990 U STATES	18990	29478	273943	434879	7305
	18990	29478	273943	434879	

IMPORTS INTO CANADA FOR CONSUMPTION

Commodities and Countries from which Imported	MONTH OF OCTOBER 1960		TEN MONTHS ENDED OCTOBER 1960		Class Number
	Quantities	Values (\$)	Quantities	Values (\$)	
<u>GROUP 8</u>					
<u>CHEMICALS AND ALLIED PRODUCTS</u>					
ACID BORACIC 25 LBS OR OVER	LB				8001
990 U STATES	201140	11993	3157796	183443	
	201140	11993	3157796	183443	
ACID HYDROFLUOSILICIC	LB				8002
990 U STATES	19216	1412	168944	11962	
	19216	1412	168944	11962	
ACID MURIATIC	LB				8003
990 U STATES	190740	2714	1510288	21486	
	190740	2714	1510288	21486	
ACETYSALICYLIC ACID	LB				8004
1 U KINGDOM	59857	33504	597086	329438	
54 FRANCE	7000	2847	19500	7226	
990 U STATES	22200	10784	156744	76023	
	89057	47135	773330	412687	
ACID NITRIC	LB				8005
990 U STATES	3120	910	224161	17387	
	3120	910	224161	17387	
ACID PHOSPHORIC	LB				8006
990 U STATES	2863	621	64127	6403	
	2863	621	64127	6403	
ACID SULPHURIC	LB				8008
1 U KINGDOM			168	56	
990 U STATES	1301531	7554	15816634	120612	
	1301531	7554	15816802	120668	
ACID LACTIC	LB				8009
1 U KINGDOM	17600	4643	228316	65323	
55 GERMANY W			8126	1921	
73 NETHRLNDS	7716	1587	98079	23137	
990 U STATES			34799	8605	
	25316	6230	369320	98986	
ACID NICOTINIC	LB				8010
1 U KINGDOM			5105	6812	
49 DENMARK	2205	2771	15718	19009	
54 FRANCE			9909	9942	
86 SWITZRLND	242	462	1013	1638	
990 U STATES	4768	5019	27854	45057	
	7215	8252	59599	82458	
SALICYLIC ACID	LB				8011
1 U KINGDOM			3360	1299	
54 FRANCE			1120	325	
990 U STATES	2750	1075	11650	4782	
	2750	1075	16130	6406	
ACID ACETIC AND PYROLIGNEOUS	GAL				8012
990 U STATES	80	731	799	2442	
	80	731	799	2442	
ACID CRESYLIC	LB				8015
1 U KINGDOM			106273	9929	
990 U STATES	475	110	424617	58573	
	475	110	530890	68502	
XANTHATES FOR ORES	LB				8016
55 GERMANY W	10000	2431	525199	108347	
990 U STATES	1098500	313413	3877366	1049739	
	1108500	315844	4402565	1158036	
ACID OXALIC	LB				8017
54 FRANCE	34722	4273	67791	8271	
55 GERMANY W	22046	2700	232794	28916	
73 NETHRLNDS	33036	3922	269885	32242	
990 U STATES	22800	4154	194329	32430	
	112604	15049	764799	101859	
ACID TANNIC	LB				8020
1 U KINGDOM			4512	4018	
44 BELG LUX			1900	2985	
54 FRANCE	3307	5085	5511	8380	
86 SWITZRLND			4408	2423	
990 U STATES	500	472	9380	13889	
	3807	5557	25711	31695	
TARTARIC ACID CRYSTAL OR POWD	LB				8021
1 U KINGDOM	4000	1475	596911	216563	
54 FRANCE			6600	1950	
55 GERMANY W			31083	9758	
67 ITALY			28078	8802	
990 U STATES			9505	3021	
	4000	1475	672177	240094	
ACIDS N O P	LB				8022
1 U KINGDOM	79256	17098	643390	176368	
49 DENMARK			182623	46676	
54 FRANCE	24908	5507	152917	37448	
55 GERMANY W	366570	59228	2180444	430280	
67 ITALY			52	1046	
73 NETHRLNDS			183385	45920	
85 SWEDEN			3964	6419	
86 SWITZRLND			33	117	
279 ROUMANIA			416	100	
559 JAPAN	3	82	116	3436	
758 COLDMBIA	40682	4408	264887	26760	
874 MEXICO	8	216	29	1308	
990 U STATES	533095	141916	5442172	1277540	
	1044522	228455	9054428	2053418	

IMPORTS INTO CANADA FOR CONSUMPTION

Commodities and Countries from which Imported	MONTH OF OCTOBER 1960		TEN MONTHS ENDED OCTOBER 1960		Class Number		
	Quantities	Values (\$)	Quantities	Values (\$)			
ACID ARSENIC	54 FRANCE 990 U STATES	LB	32804 374661 407465	1011 12336 13347	8023		
ASCORBIC ACID	49 DENMARK 55 GERMANY W 73 NETHRLNDS 86 SWITZRLND 559 JAPAN 990 U STATES		167 2841 39529 42537	11315 54990 2981 19393 5896 292521 387096	8024		
ACID FORMIC	55 GERMANY W 73 NETHRLNDS 990 U STATES	LB	123180 84036 708 207924	12244 7184 370 19798	658816 160796 7949 827561	66513 14269 3487 84269	8025
ACID CHROMIC	1 U KINGDOM 55 GERMANY W 990 U STATES	LB	24000 86015 110015	6489 22828 29317	202400 23149 746710 972259	55603 6426 201212 263241	8026
ACID CARBOLIC OR PHENOL	990 U STATES	LB	456300 456300	72053 72053	4056378 4056378	629620 629620	8027
AMYL ALCOHOL	990 U STATES	GAL	113 113	181 181	30419 30419	47662 47662	8032
BUTYL ALCOHOL	990 U STATES	LB	222045 222045	31258 31258	1009968 1009968	139466 139466	8034
METHYL ETHYL KETONE ETC	990 U STATES	LB	182182 182182	21733 21733	1995658 1995658	241493 241493	8035
ETHYL AND METHYL ALCOHOL	990 U STATES	GAL	1113 1113	1114 1114	44565 44565	27147 27147	8036
ISOPROPYL ALCOHOL	990 U STATES	GAL	117 117	257 257	14243 14243	8848 8848	8038
CELLULOSE ACETATE PHOTO FILM	990 U STATES			83733 83733		892423 892423	8046
CAFFEINE AND SALTS	1 U KINGDOM 49 DENMARK 54 FRANCE 55 GERMANY W 86 SWITZRLND 990 U STATES	LB	1455	2400	1232 1100 1144 81572 30800 3058 118906	2501 1797 1048 129710 56826 4832 196714	8052
COCAINE	1 U KINGDOM	OZ			665 665	7959 7959	8053
CODEINE AND SALTS	1 U KINGDOM 55 GERMANY W	OZ	6008 6008	30221 30221	97006 5748 102754	477843 26963 504806	8054
OPION AND DERIVATIVES N O P	1 U KINGDOM 54 FRANCE 55 GERMANY W 73 NETHRLNDS 990 U STATES	OZ	324 11 335	264 444 708	5999 132 124 571 731 7557	18678 1121 711 3253 4502 28265	8056
QUININE SALTS	1 U KINGDOM 55 GERMANY W 73 NETHRLNDS 990 U STATES	OZ	4000 4000	1294 1294	4000 3500 11500 27910 46910	1228 934 2406 8219 12787	8059
PREPARATIONS WEED KILLING	1 U KINGDOM 49 DENMARK 55 GERMANY W 86 SWITZRLND 990 U STATES			6278 17710 23988		268258 75685 15503 41114 4006441 4407001	8069
NICOTINE AND SALT FOR SPRAYING	1 U KINGDOM 990 U STATES	LB	5000	3765	40955 624 41579	33880 699 34579	8070
CHLOROPICRIN INSECTICIDES	559 JAPAN 990 U STATES			6797 6797		3299 65789 69088	8071
SPRAYS IN PKGS NOT OVER 3 LBS	1 U KINGDOM 73 NETHRLNDS 559 JAPAN 990 U STATES			1621 27146 28767		102957 2412 159 399124 504652	8072
DISINFECTANTS DIPS SPRAYS NOP	1 U KINGDOM 44 BELG LUX 54 FRANCE			18306		317973 2785 67345	8073

IMPORTS INTO CANADA FOR CONSUMPTION

157

Commodities and Countries from which Imported	MONTH OF OCTOBER 1960		TEN MONTHS ENDED OCTOBER 1960		Class Number
	Quantities	Values (\$)	Quantities	Values (\$)	
55 GERMANY W		2 584		19 790 00	8074
73 NETHRLNDS				2 730	
76 NORWAY				8 26	
85 SWEDEN				2 31 72	
86 SWITZRLND				7 65 61	
559 JAPAN				6 094	
774 PERU				5 777	
990 U STATES				8 48 08 09	
		4 630 54		9 18 19 72	
		4 83 944			
MEDICINAL PREPARATIONS DRY					8074
1 U KINGDOM		5 14 53		8 130 37	
43 AUSTRIA		1 32		1 32	
44 BELG LUX				6 259	
49 DENMARK		4 374		2 728 2	
54 FRANCE		14 203		18 197 2	
55 GERMANY W		39 338		25 362 6	
64 IRELAND		1 565		2 347	
67 ITALY		2 119		2 673 2	
73 NETHRLNDS		1 959		2 074 7	
76 NORWAY				1 12	
85 SWEDEN				10 118	
86 SWITZRLND		1 68 202		10 325 19	
246 CZECHO S				99	
355 ISRAEL				3 83	
516 HONG KONG		4 181		3 740 5	
559 JAPAN		5 49		3 307	
622 NEW ZEAL				3 40	
990 U STATES		3 86 366		4 00 10 29	
		6 74 441		6 41 7 44 6	
MEDICINAL PREPARATIONS LIQUID					8075
1 U KINGDOM		3 992		4 09 72	
49 DENMARK		6 88		2 101	
54 FRANCE		3 155		6 74 75	
55 GERMANY W		1 891		10 054	
64 IRELAND				64	
67 ITALY				1 138	
73 NETHRLNDS				6 81	
86 SWITZRLND				1 75 35	
516 HONG KONG		6 69		7 82 6	
553 CHINA COM				7 18	
614 AUSTRALIA				2 30	
744 ARGENTINA				1 552	
990 U STATES		1 50 864		1 46 7 29 7	
		1 61 259		1 61 7 64 3	
MEDICINAL PREPARATIONS OTHER					8076
1 U KINGDOM				1 889	
54 FRANCE		13 050		1 70 31	
55 GERMANY W		2 55		3 078	
86 SWITZRLND		1 87		4 51	
246 CZECHO S				1 83	
516 HONG KONG		7 17		2 864	
559 JAPAN		82		9 53	
990 U STATES		12 455		12 44 62	
		2 67 46		1 50 9 11	
MENTHOL NATURAL OR SYNTHETIC					8078
1 U KINGDOM				4 97 29	
55 GERMANY W				4 86 78	
73 NETHRLNDS				6 60 7	
82 SPAIN				1 125	
578 TAIWAN				1 38 02	
614 AUSTRALIA				9 780	
752 BRAZIL				4 65 89	
990 U STATES		10 062		40 389	
		10 062		2 16 69 9	
PAPAINE					8079
1 U KINGDOM				10 42	
454 FR EQ AFR		4 063		40 63	
513 CEYLON				1 100	
990 U STATES		92		5 40 42	
		4 155		6 02 47	
SPIRITS AND STRONG WATERS NOP	GAL				8081
1 U KINGDOM			1 66	1 925	
44 BELG LUX			4	2 137	
55 GERMANY W			61	9 18	
67 ITALY			22	1 62	
516 HONG KONG	840	3 557	5 656	2 33 51	
553 CHINA CDM			75	1 130	
559 JAPAN			2 18	1 092	
990 U STATES	170	3 239	2 159	3 82 41	
	1 010	6 796	8 361	6 89 56	
EXTRACT OF CASCARA SAGRADA					8082
990 U STATES		7 602		2 86 01	
		7 602		2 86 01	
PENICILLIN AND PRODUCTS					8083
1 U KINGDOM		6 487		40 467	
43 AUSTRIA				7 879	
49 DENMARK		1 040		7 59 15	
73 NETHRLNDS				6 099	
990 U STATES		6 26 41		8 61 630	
		7 01 68		9 9 19 90	
STREPTOMYCIN AND PRODUCTS					8084
1 U KINGDOM				3 42 82	
49 DENMARK		4 817		1 48 33	
73 NETHRLNDS				8 64	
990 U STATES		24 789		1 47 45 8	
		2 96 06		1 97 43 7	

IMPORTS INTO CANADA FOR CONSUMPTION

Commodities and Countries from which Imported	MONTH OF OCTOBER 1960		TEN MONTHS ENDED OCTOBER 1960		Class Number
	Quantities	Values (\$)	Quantities	Values (\$)	
SULPHA DRUGS					8085
1 U KINGDOM		1778		65284	
49 DENMARK		2279		55902	
55 GERMANY W				194	
67 ITALY				1913	
73 NETHRLNOS		1135		19557	
86 SWITZRLND		8711		40726	
990 U STATES		21073		153096	
		34976		336672	
ANTIBIOTICS N O P					8086
1 U KINGDOM		20172		196055	
49 DENMARK		7808		42092	
54 FRANCE		2043		14329	
55 GERMANY W				64476	
67 ITALY				58530	
73 NETHRLNOS				1066	
86 SWITZRLND		333		833	
990 U STATES		332781		2259172	
		363137		2636553	
ANILINE DYES 1 LB OR OVER	LB				8091
1 U KINGDOM	61138	77713	837371	943852	
44 BELG LUX	3086	2452	13612	9014	
54 FRANCE	11966	14501	186543	187260	
55 GERMANY W	69550	100445	734367	924306	
67 ITALY			92491	54789	
73 NETHRLNDS	2465	2940	62925	52515	
85 SWEDEN			900	382	
86 SWITZRLND	47682	84129	644400	1217650	
427 UN SO AFR			100	187	
829 JAPAN			250	500	
815 BERMUDA			676	341	
990 U STATES	443894	545509	3255367	3930595	
	639781	827689	5829002	7321391	
ANILINE AND COAL TAR DYES NOP	LB				8092
990 U STATES			27	12179	
			27	12179	
ANILINE OIL SALTS ALIZARIN	LB				8094
1 U KINGDOM	4100	3181	52774	20340	
86 SWITZRLND			275	619	
990 U STATES			8311	1930	
	4100	3181	61360	22889	
COAL TAR BASE OR SALT FOR DYES	LB				8095
1 U KINGDOM	25955	9771	95237	47716	
44 BELG LUX			5557	3204	
54 FRANCE			6728	2399	
55 GERMANY W	79720	31561	309717	156590	
67 ITALY	2000	1692	5550	3479	
73 NETHRLNOS			19411	7514	
86 SWITZRLND			6000	4257	
990 U STATES	41591	29906	467655	368951	
	149266	72930	915855	594110	
CHEM COMP FOR DYEING TANNING NOP	CWT				8104
1 U KINGDOM	604	11702	3474	85378	
43 AUSTRIA			72	1073	
44 BELG LUX			396	6010	
49 DENMARK			5	1785	
54 FRANCE			250	3167	
55 GERMANY W	684	16306	7815	138542	
76 NORWAY			330	1471	
86 SWITZRLND	64	3269	1101	29555	
990 U STATES	5949	69815	45060	573186	
	7301	101092	58503	840167	
BASIC CHROMIC SULPHATE	CWT				8105
1 U KINGDOM			405	4840	
49 DENMARK	220	2041	220	2041	
55 GERMANY W			898	7942	
990 U STATES	2599	27095	23570	240696	
	2819	29136	25093	255519	
INDIGO INDIGO PASTE OR EXTRACT	CWT				8106
990 U STATES			18	2203	
			18	2203	
LOGWOOD AND FUSTIC EXTRACT	CWT				8109
55 GERMANY W			22	755	
990 U STATES			306	12376	
			328	13131	
QUEBRACHO EXTRACT	CWT				8111
1 U KINGDOM			448	5080	
744 ARGENTINA	3588	22548	27719	205175	
769 PARAGUAY	578	5072	8156	66832	
990 U STATES	610	7068	9220	97213	
	4776	34688	45543	374300	
TERRA JAPONICA GAMBIE CUTCH	CWT				8113
1 U KINGDOM	56	471	715	7467	
524 MALAYA			135	1279	
829 B E I NES			924	6618	
990 U STATES			37	500	
	56	471	1811	15864	
TURMERIC	CWT				8114
519 INDIA	272	5604	1266	18697	
867 HAITI			193	3044	
990 U STATES	6	170	24	660	
	278	5774	1483	22401	
NON EDIBLE SEEDS BEANS NUTS	CWT				8115
1 U KINGDOM			75	1907	
990 U STATES	1	103	1077	4843	
	1	103	1152	6750	

IMPORTS INTO CANADA FOR CONSUMPTION

159

Commodities and Countries from which Imported	MONTH OF OCTOBER 1960		TEN MONTHS ENDED OCTOBER 1960		Class Number
	Quantities	Values (\$)	Quantities	Values (\$)	
CHESTNUT EXTRACT	CWT				8116
54 FRANCE	441	3841	3658	31733	
67 ITALY	331	2866	4895	43718	
990 U STATES			1653	15216	
	772	6707	10206	90667	
SPRUCE EXTRACT	CWT				8117
990 U STATES	120	473	170	667	
	120	473	170	667	
MYROBALAN EXTRACT	CWT				8118
1 U KINGDOM			347	2785	
			347	2785	
WATTLE EXTRACT	CWT				8119
1 U KINGDOM			953	8119	
415 KENYA			492	3834	
425 TANGANYKA			1733	12288	
427 UN SO AFR			8050	48512	
990 U STATES	87	917	1400	10971	
	87	917	12628	83724	
EXTRACTS N O P DYEING TANNING	CWT				8121
1 U KINGDOM			148	5094	
43 AUSTRIA			44	199	
55 GERMANY W	220	1395	364	10573	
73 NETHRLNDS			44	194	
246 CZECHO S			110	566	
990 U STATES	694	9152	7077	155244	
	914	10547	7787	171870	
BINITROTOLUOL FOR EXPLOSIVES	LB				8131
1 U KINGDOM			62384	6326	
990 U STATES	1109648	92864	4751109	379332	
	1109648	92864	4813493	385658	
NITRATE COMPOUNDS NOP FOR EXPL	LB				8132
1 U KINGDOM	11200	838	32400	3118	
990 U STATES	23750	2523	509450	57103	
	34950	3361	541850	60221	
BLASTING AND MINING POWDER	LB				8133
990 U STATES			82000	9740	
			82000	9740	
DYNAMITE AND NITRO GLYCERINE	LB				8134
990 U STATES	2700	1103	10850	4392	
	2700	1103	10850	4392	
FIREWORKS FIRECRACKERS					8135
1 U KINGDOM		2240		46997	
55 GERMANY W				8345	
73 NETHRLNDS				898	
516 HONG KONG		267		79672	
559 JAPAN		3125		5710	
990 U STATES		988		16191	
		6620		157813	
FUSE NON METALLIC					8136
990 U STATES		246		5962	
		246		5962	
GUN RIFLE SPORTING POWDER	LB				8137
1 U KINGDOM	3520	2789	14820	6303	
990 U STATES	47405	51632	337444	347333	
	50925	54421	352264	353636	
EXPLOSIVES N O P	LB				8138
1 U KINGDOM			4216	3800	
990 U STATES	512471	105117	3132272	741179	
	512471	105117	3136488	744979	
NITROGEN SOLUTION	CWT				8149
990 U STATES	53735	141896	273228	735442	
	53735	141896	273228	735442	
NITROGEN FERTILIZER N O P	CWT				8150
990 U STATES	4138	45958	11024	131680	
	4138	45958	11024	131680	
AMMONIUM SULPHATE	CWT				8151
1 U KINGDOM			2876	8395	
44 BELG LUX	68280	86423	93880	119959	
55 GERMANY W	882	1944	5419	12875	
990 U STATES	5295	9726	55403	102057	
	74457	98093	157578	243286	
BASIC SLAG	CWT				8152
POTASH MURIATE OF	CWT				8155
54 FRANCE	63760	82070	194494	239459	
55 GERMANY W			521201	663319	
82 SPAIN			119049	137113	
287 U S S R			111626	174597	
990 U STATES	54256	55857	1605460	1712758	
	118016	137927	2551830	2927246	
POTASH SULPHATE OF	CWT				8156
54 FRANCE			111178	184220	
55 GERMANY W			7210	12120	
990 U STATES	41848	73976	246084	422199	
	41848	73976	364472	618539	
SODA NITRATE OR CUBIC NITRE	CWT				8157
1 U KINGDOM			45	178	
755 CHILE	1600	4210	18600	46538	
990 U STATES	92128	198674	337760	739192	
	93728	202884	356405	785908	
TRIPLE SUPERPHOSPHATE	CWT				8161
990 U STATES	181989	448625	1186297	2790020	
	181989	448625	1186297	2790020	
SUPERPHOSPHATE N O P	CWT				8162
73 NETHRLNDS			46140	32924	
990 U STATES	376099	339808	1771963	1583607	
	376099	339808	1818103	1616531	

IMPORTS INTO CANADA FOR CONSUMPTION

Commodities and Countries from which Imported	MONTH OF OCTOBER 1960		TEN MONTHS ENDED OCTOBER 1960		Class Number
	Quantities	Values (\$)	Quantities	Values (\$)	
PHOSPHATE FERTILIZER N O P 487 TUNISIA 990 U STATES	CWT 5111 5111	 25403 25403	 87499 31345	 32356 169763	8163
SULPHATE OF POTASH MAGNESIA 55 GERMANY W 990 U STATES	CWT 4270 4270	 2982 2982	 4000 81056	 4473 54223	8164
FERTILIZER MIXED 1 U KINGDOM 44 BELG LUX 990 U STATES	CWT 10 10522 10532	 307 28212 28519	 210 350 75827	 9870 1490 434018	8166
FERTILIZER MATERIALS N O P 1 U KINGDOM 44 BELG LUX 85 SWEDEN 559 JAPAN 990 U STATES	CWT 786 2674 3460	 40830 9853 50683	 798 10022 24711 134145	 41345 42525 34606 87026 432180	8167
LITHARGE 1 U KINGDOM 990 U STATES	CWT 312 727 1039	 4103 12200 16303	 3459 6859 10318	 50431 103961 154392	8171
LEAD RED DRY ORANGE MINERAL 1 U KINGDOM 990 U STATES	LB 65050 800 65850	 8961 170 9131	 502770 18215 520985	 65701 3548 69249	8172
LEAD WHITE 1 U KINGDOM 990 U STATES	LB 40000 40000	 4680 4680	 4480 360000 364480	 646 42154 42800	8173
ANTIMONY OXIDE 1 U KINGDOM 990 U STATES	LB 42000 46000 88000	 9554 11328 20882	 253375 115000 368375	 56216 26456 82672	8179
LAMP BLACK 55 GERMANY W 990 U STATES	LB 18725 18725	 4045 4045	 11237 108321 119558	 1425 22709 24134	8180
TITANIUM OXIDE 1 U KINGDOM 44 BELG LUX 67 ITALY 246 CZECHO S 559 JAPAN 990 U STATES	LB 1504464 10000 25000 44092 2176975 3760531	 287593 2083 4291 6584 234886 535437	 14564978 240000 497998 153950 44092 28894920 44395938	 3050638 44374 104091 26187 6584 2899125 6130999	8181
CARBON BLACK 990 U STATES	LB 2370774 2370774	 177228 177228	 24407303 24407303	 1823873 1823873	8182
BONE BLACK AND IVORY BLACK 990 U STATES	LB 19000 19000	 3178 3178	 97115 97115	 16825 16825	8183
BLANC FIXE AND SATIN WHITE 1 U KINGDOM 55 GERMANY W 73 NETHRLNDS 990 U STATES	LB 44098 22000 82426 148524	 1512 798 3652 5962	 197830 338511 27500 1159886 1723727	 16719 12307 997 52170 82193	8184
BRONZE POWDER 1 U KINGDOM 55 GERMANY W 990 U STATES	LB 500 4361 4861	 372 4367 4739	 112 18985 17942 37039	 81 14141 18332 32554	8185
LITHOPONE 1 U KINGDOM 73 NETHRLNDS 990 U STATES	LB 352000 72800 5000 429800	 24781 6706 493 31980	 675760 566292 184394 1426446	 47323 35897 15630 98850	8186
OXIDE OF COBALT 1 U KINGDOM 990 U STATES	LB 2187 2187	 2295 2295	 11353 3000 14353	 12919 5245 18164	8187
OXIDE OF COPPER 1 U KINGDOM 990 U STATES	LB 24640 1100 25740	 9666 3188 12854	 134196 8310 142506	 52505 8580 61085	8188
OXIDES FILLERS COLOURS DRY NOP 1 U KINGDOM 43 AUSTRIA 44 BELG LUX 49 DENMARK 54 FRANCE 55 GERMANY W 73 NETHRLNDS 82 SPAIN 86 SWITZRLND 990 U STATES	LB 257980 1531 11019 1000 49798 2240 26665 589 691326 1042148	 45711 1488 9494 508 7457 720 540 1532 323558 391008	 1257742 1531 18849 79235 7194 844454 38845 286505 2640 5790792 8327787	 372063 1488 3767 54751 2885 96960 22262 6747 5734 2860685 3427342	8189
PARIS GREEN DRY 990 U STATES	LB 5000 5000			 1681 1681	8190
ULTRAMARINE BLUE DRY OR PULP 1 U KINGDOM 990 U STATES	LB 14300 9610 23910	 2858 2361 5219	 177016 120072 297088	 33361 28890 62251	8192

IMPORTS INTO CANADA FOR CONSUMPTION

Commodities and Countries from which Imported	MONTH OF OCTOBER 1960		TEN MONTHS ENDED OCTOBER 1960		Class Number
	Quantities	Values (\$)	Quantities	Values (\$)	
ZINC WHITE OXIDE	LB				8193
1 U KINGDOM			89755	10071	
73 NETHRLNDS		94	34000	3705	
990 U STATES	1000	4040	1128882	154802	
	27581	4134	1252637	168578	
OXIDE OF TIN	LB				8194
1 U KINGDOM			23965	22470	
990 U STATES			6774	9639	
			30739	32109	
OCHRES SIENNAS AND UMBERS	LB				8201
1 U KINGDOM			54330	2124	
85 SWEDEN			26400	664	
990 U STATES	58990	5555	1011453	54256	
	58990	5555	1092183	57044	
PUTTY	LB				8202
1 U KINGDOM			7786	2083	
44 BELG LUX			3000	121	
990 U STATES	29418	6997	532967	120361	
	29418	6997	543753	122565	
ARTISTS AND CHILDRENS COLOURS					8211
1 U KINGDOM		23649		345258	
44 BELG LUX				300	
54 FRANCE		1437		2404	
55 GERMANY W		2992		19213	
73 NETHRLNDS		1740		10821	
85 SWEDEN				170	
559 JAPAN		1377		6896	
990 U STATES		66221		498881	
		97416		883943	
LIQUID FILLERS AND PAINTS NOP	GAL				8213
1 U KINGDOM	1681	6553	12040	47186	
43 AUSTRIA			382	851	
49 DENMARK	702	675	1179	1742	
54 FRANCE			13	94	
55 GERMANY W	215	1278	2616	13561	
73 NETHRLNDS			129	517	
76 NORWAY	3245	1402	4038	4806	
85 SWEDEN			114	441	
86 SWITZRLND			90	161	
559 JAPAN			86	4511	
990 U STATES	53067	250669	617827	2695679	
	58910	260577	638514	2769549	
SPIRIT VARNISHES AND LACQUERS	GAL				8214
1 U KINGDOM			1067	10200	
55 GERMANY W	1059	6770	6860	43615	
73 NETHRLNDS			45	173	
86 SWITZRLND	93	1013	135	1587	
990 U STATES	11475	71370	102244	579672	
	12627	79153	110351	635247	
STAINS AND OXIOES	LB				8215
1 U KINGDOM	2375	2116	147935	46152	
55 GERMANY W			27	2390	
990 U STATES	21485	27216	261319	286987	
	23860	29332	409281	335529	
VARNISHES LACQUERS JAPANS NOP	GAL				8216
1 U KINGDOM	655	3214	4769	27218	
49 DENMARK			122	384	
54 FRANCE			37	164	
55 GERMANY W	32	215	1155	4497	
73 NETHRLNDS			560	2106	
85 SWEDEN			440	1696	
86 SWITZRLND			119	911	
990 U STATES	28340	99345	251114	905888	
	29027	102774	258316	942864	
ALCOHOLIC PERFUMES UNDER 4 OZ					8221
1 U KINGDOM		3847		25408	
54 FRANCE		50854		229710	
55 GERMANY W		9139		57574	
67 ITALY		287		7978	
73 NETHRLNDS		1558		10879	
82 SPAIN		509		1549	
85 SWEDEN				189	
86 SWITZRLND				402	
287 U S S R				5969	
990 U STATES		33573		177685	
		99767		517343	
ALCOHOLIC PERFUMES OVER 4 OZ	GAL				8222
1 U KINGDOM	57	6922	110	12117	
54 FRANCE	130	7145	823	34105	
55 GERMANY W	114	1698	668	9943	
67 ITALY			10	333	
516 HONG KONG			38	500	
990 U STATES	96	1447	670	11044	
	397	17212	2319	68042	
PERFUMERY TOILET PREPARATIONS					8224
1 U KINGDOM		15872		129372	
43 AUSTRIA				69	
44 BELG LUX				316	
49 DENMARK		476		1752	
54 FRANCE		24888		111999	
55 GERMANY W		19139		106483	
67 ITALY		1396		26809	
73 NETHRLNDS		51		1698	
85 SWEDEN				66	
86 SWITZRLND		2009		3257	
355 ISRAEL				258	

IMPORTS INTO CANADA FOR CONSUMPTION

Commodities and Countries from which Imported	MONTH OF OCTOBER 1960		TEN MONTHS ENDED OCTOBER 1960		Class Number
	Quantities	Values (\$)	Quantities	Values (\$)	
559 JAPAN		227		227	
848 CUBA				287	
990 U STATES		205544		1253918	
COMMON OR LAUNDRY SOAP		269602		1636524	
1 U KINGDOM	LB		2316	198	8232
73 NETHRLNDS			1801	183	
990 U STATES		59650	473305	74380	
		59650	477422	74761	
LIQUID SOAP	LB				8234
1 U KINGDOM		4693	8074	1321	
73 NETHRLNDS			231	94	
990 U STATES		139608	1552795	333938	
		144301	1561100	335353	
SOAP POWDERS AND FLAKES	LB				8235
1 U KINGDOM			4149	412	
55 GERMANY W		1000	1463	215	
73 NETHRLNDS			1032	516	
990 U STATES		522313	5537362	796171	
		523313	5544006	797314	
TOILET SOAP					8236
1 U KINGDOM		9767		100709	
43 AUSTRIA				107	
44 BELG LUX		100		1864	
49 DENMARK				774	
54 FRANCE		462		8230	
55 GERMANY W		1876		15830	
67 ITALY				1158	
73 NETHRLNDS		333		8058	
82 SPAIN		263		2663	
85 SWEDEN				183	
86 SWITZRLND		92		212	
262 HUNGARY				665	
990 U STATES		20662		309476	
		33555		449929	
SDAP N O P		400		12590	8238
1 U KINGDOM				1163	
54 FRANCE				1362	
55 GERMANY W				146992	
990 U STATES		9440		162107	
		9840			
ALUM IN BULK NOT CALCINED	CWT				8251
1 U KINGDOM		1823	5762	18395	
55 GERMANY W		110	1407	3854	
258 GERMANY E			540	1127	
990 U STATES		777	4910	19951	
		2710	12619	43327	
CHLORIDE OF ALUMINUM	CWT				8252
990 U STATES		726	24253	348087	
		726	24253	348087	
SULPHATE OF IRON COPPERAS	CWT				8253
1 U KINGDOM			1456	1727	
55 GERMANY W			4850	2813	
559 JAPAN			4400	2732	
990 U STATES		1344	18541	29111	
		1344	29247	36383	
SULPHATE OF ALUMINA ALUM CAKE	CWT				8254
1 U KINGDOM		20100	57566	95265	
54 FRANCE			496	840	
55 GERMANY W			1701	2792	
990 U STATES		7046	70641	143271	
		27146	130404	242168	
AMMONIA NITRATE	LB				8261
1 U KINGDOM			1155	135	
990 U STATES		1000	49682	3874	
		1000	50837	4009	
SAL AMMONIAC	LB				8262
1 U KINGDOM		27400	40680	2252	
55 GERMANY W			99436	4788	
990 U STATES			15917	2588	
		27400	156033	9628	
SAL AMMONIAC SKIMMINGS	LB				8263
1 U KINGDOM		50000	221824	14975	
44 BELG LUX			88405	6558	
55 GERMANY W		4004	65939	4562	
990 U STATES			220300	25177	
		54004	596468	51272	
AMMONIA COMPOUNDS N O P	LB				8264
1 U KINGDOM		38168	270723	51677	
55 GERMANY W		7717	193939	12924	
73 NETHRLNDS		5000	27703	6682	
990 U STATES		555780	5073020	438766	
		606665	5565385	510049	
AMMONIA ANHYDROUS	LB				8265
990 U STATES		778550	6176439	237041	
		778550	6176439	237041	
ANTIMONY SALTS TARTAR EMETIC	LB				8271
990 U STATES		120	28569	13618	
		120	28569	13618	
COPPER SULPHATE	LB				8275
1 U KINGDOM		82632	1133188	121217	
54 FRANCE			4425	1191	
55 GERMANY W			44092	4118	
990 U STATES		45117	650319	117623	
		127749	1832024	244149	

IMPORTS INTO CANADA FOR CONSUMPTION

Commodities and Countries from which Imported	MONTH OF OCTOBER 1960		TEN MONTHS ENDED OCTOBER 1960		Class Number
	Quantities	Values (\$)	Quantities	Values (\$)	
TIN BICHLORIDE TIN CRYSTALS	LB				8277
1 U KINGDOM			3510	2231	
990 U STATES			4930	5047	
			8440	7278	
ZINC CHLORIDE	LB				8278
1 U KINGDOM	13080	1194	96024	8764	
55 GERMANY W			10975	1157	
990 U STATES	1710	509	101252	9995	
	14790	1703	208251	19916	
ZINC SULPHATE	LB				8279
1 U KINGDOM	199936	7243	636528	23152	
44 BELG LUX	77023	2856	572259	21310	
55 GERMANY W			55998	3344	
990 U STATES	11000	1040	127790	11646	
	287959	11139	1392575	59452	
BISMUTH SALTS	LB				8291
1 U KINGDOM			5944	13900	
990 U STATES			1916	6897	
			7860	20797	
LEAD ACETATE NOT GROUND	LB				8292
1 U KINGDOM			45440	6721	
55 GERMANY W			4409	606	
990 U STATES			2200	567	
			52049	7894	
LEAD ARSENATE	LB				8293
54 FRANCE			8800	1295	
990 U STATES			56688	12487	
			65488	13782	
LEAD NITRATE NOT GROUND	LB				8294
1 U KINGDOM			114528	12848	
990 U STATES	400	127	36700	7831	
	400	127	151228	20679	
BROMINE	LB				8301
990 U STATES	5648	2307	57739	21707	
	5648	2307	57739	21707	
CHLORINE LIQUID CHLORINE GAS	LB				8303
990 U STATES	5880000	163218	44264054	1239942	
	5880000	163218	44264054	1239942	
IODINE CRUDE	LB				8304
55 GERMANY W			220	241	
559 JAPAN			14216	11525	
755 CHILE	6026	5610	39763	36506	
990 U STATES	1320	1229	17946	16679	
	7346	6839	72145	64951	
IODIZED SALTS FOR ANIMALS	LB				8305
1 U KINGDOM				1130	
990 U STATES				5079	
				6209	
CALCIUM ARSENATE	LB				8311
44 BELG LUX			66000	3193	
990 U STATES			2000	191	
			68000	3384	
CALCIUM CHLORIDE	CWT				8315
990 U STATES	21982	37991	387348	576306	
	21982	37991	387348	576306	
CHLORIDE OF LIME	CWT				8316
1 U KINGDOM	684	2757	17683	70558	
559 JAPAN	55	838	761	10628	
990 U STATES	350	6765	9176	210599	
	1089	10360	27620	291785	
CALCIUM MOLYBDATE	LB				8318
990 U STATES	104016	197973	212036	301921	
	104016	197973	212036	301921	
CALCIUM COMPDS NOP EXC CITRATE	LB				8319
1 U KINGDOM	23000	3234	195117	28855	
44 BELG LUX	11025	1616	22050	3214	
49 DENMARK			187	1848	
54 FRANCE			141429	20444	
55 GERMANY W			182	2254	
67 ITALY			220	400	
73 NETHRLNDS	64496	9221	187315	27265	
76 NORWAY			20000	540	
86 SWITZRLND			11450	20853	
559 JAPAN			5000	950	
990 U STATES	614213	611171	42252067	788530	
	712734	75242	42835017	895153	
CREAM OF TARTAR IN CRYSTALS	LB				8322
1 U KINGDOM	13700	4012	124280	34691	
67 ITALY	21126	5115	76734	20165	
82 SPAIN	3300	746	3300	746	
990 U STATES	172	306	843	1284	
	38298	10179	205157	56886	
POTASH AND PEARL ASH	LB				8323
54 FRANCE			32700	2363	
55 GERMANY W			28236	2387	
990 U STATES	21000	1985	635215	53017	
	21000	1985	696151	57767	
POTASH BICHROMATE	LB				8326
1 U KINGDOM			43000	7660	
55 GERMANY W	2204	334	4409	668	
990 U STATES	22400	3790	151110	26245	
	24604	4124	198519	34573	
POTASH CAUSTIC	LB				8327
1 U KINGDOM			210	58	
54 FRANCE	20243	1514	426791	32940	
55 GERMANY W	16050	1459	597834	53444	

IMPORTS INTO CANADA FOR CONSUMPTION

Commodities and Countries from which Imported	MONTH OF OCTOBER 1960		TEN MONTHS ENDED OCTOBER 1960		Class Number
	Quantities	Values (\$)	Quantities	Values (\$)	
85 SWEDEN			9000	1876	
990 U STATES	516910	19736	7163838	307513	
POTASH CHLORATE GROUND	553203	22709	8197673	395831	
LB					8329
86 SWITZRLND	22046	2700	66092	7431	
990 U STATES			12400	2479	
POTASH RED OR YELLOW PRUSSIATE	22046	2700	78492	9910	
LB					8330
1 U KINGDOM			1120	581	
55 GERMANY W	2196	777	10032	2778	
990 U STATES	100	72	4049	2156	
POTASH NITRATE OR SALT PETRE	2296	849	15201	5515	
LB					8331
1 U KINGDOM			30000	1634	
55 GERMANY W	203765	14296	1119762	80056	
990 U STATES			84853	6905	
POTASH COMPOUNDS N O P	203765	14296	1234615	88595	
LB					8332
1 U KINGDOM	14909	4402	320142	71029	
49 DENMARK			330	335	
54 FRANCE	2104	2371	15594	4438	
55 GERMANY W	5512	555	33466	6627	
67 ITALY			220	213	
73 NETHRLNDS			191373	24844	
990 U STATES	1339453	87260	8965867	780504	
CLEANING COMPOUNDS SODIUM BASE	1361978	94588	9526992	887990	
LB					8337
1 U KINGDOM			64510	5145	
990 U STATES	1535185	215425	18611610	2687730	
SODA BENZOATE	1535185	215425	18676120	2692875	
LB					8338
1 U KINGDOM			22400	7262	
73 NETHRLNDS	31409	8920	42648	11861	
990 U STATES	6000	468	66923	11732	
SODA BROMIDE	37409	9388	131971	30855	
LB					8339
1 U KINGDOM	4496	1353	29006	8631	
990 U STATES			12114	4187	
SODA CITRATE	4496	1353	41120	12818	
LB					8340
990 U STATES			524	375	
BORAX			524	375	
LB					8342
990 U STATES	1830608	62635	17028050	548919	
GLAUBER SALTS	1830608	62635	17028050	548919	
LB					8343
1 U KINGDOM			6271	534	
55 GERMANY W	264592	3257	1047015	12735	
990 U STATES	40000	763	474946	14884	
SODA ARSENIATE BINARSENIATE	304592	4020	1528232	28153	
LB					8344
1 U KINGDOM	11200	884	67200	5378	
990 U STATES	4075	2526	54553	30321	
SODA ASH OR BARILLA	15275	3410	121753	35699	
LB					8345
1 U KINGDOM	5177968	62616	26707936	350006	
990 U STATES	4395360	68649	44149782	691726	
SODA BICARBONATE	9573328	131265	70857718	1041732	
LB					8346
1 U KINGDOM	424500	8769	4055420	82265	
990 U STATES	1033500	26422	9416742	240525	
SODA BICHRIMATE	1458000	35191	13472162	322790	
LB					8347
1 U KINGDOM	47000	5855	988944	125671	
55 GERMANY W			91100	9861	
559 JAPAN			11265	1193	
990 U STATES	435748	45217	5292389	574668	
SODA BISULPHATE OR NITRE CAKE	482748	51072	6383698	711393	
LB					8348
990 U STATES	479860	9974	3544630	72140	
SODA BISULPHITE	479860	9974	3544630	72140	
LB					8349
1 U KINGDOM	51300	2189	660900	32156	
55 GERMANY W	46031	1532	229966	8483	
990 U STATES	110650	5384	619350	32852	
SODA CAUSTIC N O P	207981	9105	1510216	73491	
LB					8350
1 U KINGDOM			87360	3983	
55 GERMANY W			38500	2030	
85 SWEDEN			34200	5059	
990 U STATES	376315	19958	3862810	207663	
SODA CAUSTIC IN SOLUTION	376315	19958	4022870	218735	
LB					8352
990 U STATES	13579610	174601	127045069	1646073	
SODA CHLORATE	13579610	174601	127045069	1646073	
LB					8353
SODIUM CYANIDE					8354
LB					8354
1 U KINGDOM	840957	108826	4317313	570857	
54 FRANCE	22046	3812	67902	11105	
55 GERMANY W	84000	11613	954000	128554	
990 U STATES	1000	192	199025	34470	
SODIUM GLUTAMATE	948003	124443	5538240	744986	
LB					8355
44 BELG LUX			13204	10028	
54 FRANCE	27525	20926	132183	100265	

IMPORTS INTO CANADA FOR CONSUMPTION

Commodities and Countries from which Imported	MONTH OF OCTOBER 1960		TEN MONTHS ENDED OCTOBER 1960		Class Number
	Quantities	Values (\$)	Quantities	Values (\$)	
67 ITALY	29982	23399	573744	461572	
73 NETHRLNDS			130000	99584	
553 CHINA COM			11000	9852	
559 JAPAN			4487	4888	
990 U STATES	25338	34278	240573	261255	
SODA HYPOSULPHITE	82845	78603	1105191	947444	
1 U KINGDOM	LB				8356
990 U STATES	11200	461	155070	5656	
			23000	1399	
SODA NITRITE	34200	1860	334101	16001	
1 U KINGDOM	LB				8357
54 FRANCE	4480	177	507460	20222	
55 GERMANY W			110000	3700	
990 U STATES	57320	2049	347091	11562	
			107023	9277	
SODA PEROXIDE	61800	2226	1071574	44761	
1 U KINGDOM	LB				8358
990 U STATES	24000	3309	365350	50625	
			760	412	
SODA PHOSPHATE N O P	24760	3721	461434	20315	
1 U KINGDOM	LB				8359
55 GERMANY W			9624	6370	
614 AUSTRALIA			19435	3151	
990 U STATES	647978	74403	5903183	712148	
			134400	16647	
SODA PRUSSIAE	647978	74403	6066642	738316	
44 BELG LUX	LB				8360
55 GERMANY W	30000	3167	155994	16299	
990 U STATES	33000	3249	111396	10718	
	23000	3300	93200	13360	
			86000	9716	
SODA SAL			360590	40377	
1 U KINGDOM	LB				8361
990 U STATES			1027000	21488	
			11700	286	
SODA SILICATE			1038700	21774	
1 U KINGDOM	LB				8362
54 FRANCE	90960	2641	886282	27811	
990 U STATES	59524	1959	238196	7797	
	648219	29368	7194979	336570	
			798703	33968	
SODA SULPHATE CRUDE SALT CAKE			8319457	372178	
1 U KINGDOM	LB				8363
55 GERMANY W	10418800	112055	20838800	224247	
990 U STATES			33069	386	
	3629300	29613	27765560	236414	
			14048100	141668	
SODA SULPHIDE			48637429	461047	
1 U KINGDOM	LB				8364
55 GERMANY W	40320	1678	156948	7201	
990 U STATES			32973	1386	
	540600	32641	1757713	95414	
			580920	34319	
SODA SULPHITE			1947634	104001	
1 U KINGDOM	LB				8365
55 GERMANY W	881792	21693	2748692	64878	
990 U STATES			33099	1289	
	988800	22215	10073672	209807	
			1870592	43908	
SODIUM COMPOUNDS N O P			12855463	275974	
1 U KINGDOM	LB				8366
43 AUSTRIA	141243	36400	1951680	333268	
44 BELG LUX			33069	2874	
49 DENMARK	30000	1007	320	3200	
54 FRANCE			370771	14261	
55 GERMANY W	6609	6476	18951	15390	
67 ITALY	139833	40835	834790	183524	
73 NETHRLNDS			6700	3124	
82 SPAIN	23000	2052	212002	24404	
85 SWEDEN			132515	3990	
86 SWITZRLND	4409	1853	56260	19507	
559 JAPAN			46057	12726	
990 U STATES			23223	1546	
	1502137	144295	16919903	1682859	
			1847231	232918	
SODA PHOSPHATE TRISODIUM			20606241	2300673	
54 FRANCE	LB				8368
990 U STATES	79700	3694	259926	8934	
			1884378	124328	
SODA FLUORIDE	79700	3694	2144304	133262	
1 U KINGDOM	LB				8369
55 GERMANY W	67333	7056	400466	44372	
559 JAPAN			11000	1139	
990 U STATES	4480	475	13299	1448	
			1000	7618	
SODA ANTIMONATE	72813	7721	459265	54577	
990 U STATES	LB				8370
			120000	29596	
			120000	29596	
ACID PHOSPHATE NOT MEDICINAL					
1 U KINGDOM	LB				8371
990 U STATES			9998	1246	
	82675	7714	1385109	131937	
	82675	7714	1395107	133183	
HYDROGEN PEROXIDES IN SOLUTION	LB				8373
1 U KINGDOM			3480	725	
43 AUSTRIA	17195	1987	61913	7114	
55 GERMANY W	17196	1977	67020	8062	
990 U STATES	2808	1636	182238	60032	
	37199	5600	314651	75933	
MAGNESIUM CARBONATE	LB				8374
1 U KINGDOM	40000	3489	336758	26228	
990 U STATES	34903	2832	270410	25791	
	74903	6321	607168	52019	

IMPORTS INTO CANADA FOR CONSUMPTION

Commodities and Countries from which Imported	MONTH OF OCTOBER 1960		TEN MONTHS ENDED OCTOBER 1960		Class Number
	Quantities	Values (\$)	Quantities	Values (\$)	
MAGNESIUM SALTS COMPOUNDS NOP	LB				8375
1 U KINGDOM	24100	5394	198899	42897	
55 GERMANY W	15409	530	52847	1315	
990 U STATES	377387	31059	2019652	213589	
	416896	36983	2271398	257801	
MAGNESIUM SULPHATE EPSOM SALTS	LB				8376
1 U KINGDOM	15200	568	59621	3110	
55 GERMANY W	144046	1183	2231365	21014	
990 U STATES	40000	917	1163606	24172	
	199246	2668	3454592	48296	
MERCURY SALTS					8377
1 U KINGDOM		1120		5542	
990 U STATES				366	
		1120		5908	
PHOSPHORUS AND COMPOUNDS N O P	LB				8378
1 U KINGDOM	3000	1548	6500	3364	
990 U STATES	74498	9280	591900	78794	
	77498	10828	598400	82158	
RADIUM AND COMPOUNDS					8379
1 U KINGDOM		55440		130342	
990 U STATES		3981		148567	
		59421		278909	
MOLYBDENUM OXIDE	LB				8380
990 U STATES	7400	10211	173882	161428	
	7400	10211	173882	161428	
ETHYL CHLORIDE	LB				8388
990 U STATES	2085920	150275	17349122	1246922	
	2085920	150275	17349122	1246922	
ACETONE					8389
990 U STATES		1031		21791	
		1031		21791	
AMYL ACETATE					8391
1 U KINGDOM		135		675	
990 U STATES		682		3745	
		817		4420	
BLACKINGSHOE LEATHER DRESSING					8392
1 U KINGDOM		1857		101371	
55 GERMANY W		113		2059	
67 ITALY				100	
73 NETHRLNDS		19837		75147	
86 SWITZRLND				7337	
258 GERMANY E		429		429	
990 U STATES		95247		769479	
		117483		955922	
BLUEING LAUNDRY					8393
1 U KINGDOM		4031		27618	
990 U STATES		141		19828	
		4172		47446	
CAMPHOR NATURAL OR SYNTHETIC	LB				8394
55 GERMANY W	17000	7778	65800	29267	
516 HONG KONG			100	51	
559 JAPAN			1100	527	
990 U STATES	2010	1666	32507	19701	
	19010	9444	99507	49546	
CARBON BISULPHIDE N O P	LB				8395
990 U STATES	317089	16261	2444452	126147	
	317089	16261	2444452	126147	
CARBON TETRACHLORIDE	LB				8396
44 BELG LUX	76721	5536	76721	5536	
54 FRANCE			66314	4719	
55 GERMANY W			87588	7143	
67 ITALY			16500	1145	
990 U STATES	275	76	6477	1185	
	76996	5612	253600	19728	
CHLOROFORM	LB				8397
1 U KINGDOM			2005	739	
55 GERMANY W			3395	499	
990 U STATES	2110	627	53832	10732	
	2110	627	59232	11970	
CYANIDE OF POTASSIUM	LB				8398
1 U KINGDOM	34000	10424	59320	18197	
55 GERMANY W			29832	9491	
990 U STATES	1200	610	42182	16164	
	35200	11034	131334	43852	
ETHYLENE GLYCOL FOR ANTIFREEZE	LB				8399
990 U STATES	1261550	121396	7439368	720383	
	1261550	121396	7439368	720383	
ETHYLENE GLYCOL N O P	LB				8400
886 P RICO	2586639	310526	5133629	611612	
990 U STATES	3000	882	49371	9381	
	2589639	311408	5183000	620993	
FORMALDEHYDE	LB				8401
1 U KINGDOM	17920	651	48384	2054	
990 U STATES	303856	12195	9594414	349260	
	321776	12846	9642798	351314	
GLYCERINE CRUDE	LB				8402
824 JAMAICA			45726	7818	
990 U STATES	582620	111694	5909792	1195909	
	582620	111694	5955518	1203727	
GLYCERINE FOR EXPLOSIVES	LB				8403
990 U STATES	125760	34817	722480	200280	
	125760	34817	722480	200280	
GLYCERINE N O P	LB				8404
990 U STATES	16567	4775	373411	106012	
	16567	4775	373411	106012	

IMPORTS INTO CANADA FOR CONSUMPTION

Commodities and Countries from which Imported	MONTH OF OCTOBER 1960		TEN MONTHS ENDED OCTOBER 1960		Class Number
	Quantities	Values (\$)	Quantities	Values (\$)	
INK PRINTING	LB				8405
1 U KINGDOM	15125	7153	505946	240430	
43 AUSTRIA	1353	811	10012	3884	
44 BELG LUX			1811	1014	
49 DENMARK	278	217	8033	7181	
55 GERMANY W	18782	20279	127248	93092	
73 NETHRLNDS			985	760	
559 JAPAN			16421	9596	
990 U STATES	173248	98324	1551494	879062	
	208786	126784	2221950	1235019	
INK ROTOGRAVURE	LB				8406
990 U STATES	221831	47828	1242826	345282	
	221831	47828	1242826	345282	
INK WRITING					8407
1 U KINGDOM		378		3224	
44 BELG LUX		112		112	
55 GERMANY W		3281		9817	
67 ITALY				19238	
516 HONG KONG				155	
559 JAPAN		131		4616	
990 U STATES		11233		107996	
		15135		145158	
NAPHTHALENE SOLID	LB				8408
1 U KINGDOM			98448	5259	
44 BELG LUX	624594	90593	2417199	339826	
73 NETHRLNDS			418523	60640	
277 POLAND			60000	7766	
287 U S S R	1129128	152340	1129128	152340	
990 U STATES			1880	310	
	1753722	242933	4125178	566141	
CHEMICALS FOR SYNTHETIC RESINS	LB				8410
54 FRANCE		6073	90357	19166	
55 GERMANY W	22023		241955	62264	
990 U STATES	338630	144246	3850330	1692759	
	360653	150319	4182642	1774189	
SULPHURIC ETHER	LB				8411
990 U STATES	61416	13660	462382	90256	
	61416	13660	462382	90256	
THEOBROMINE DIMETHYL SULPHATE	LB				8412
POLISH KNIFE OR OTHER N O P					8413
1 U KINGDDM		487		23604	
55 GERMANY W		566		9247	
73 NETHRLNDS		436		5233	
76 NORWAY		2333		2861	
86 SWITZRLND		1152		3368	
614 AUSTRALIA				89	
990 U STATES		46840		589910	
		51814		634312	
VANILLIN	LB				8414
1 U KINGDOM			2600	9390	
55 GERMANY W			776	2972	
990 U STATES			104	831	
			3480	13193	
ALL OTHER DRUGS CHEMICALS NOP					8415
1 U KINGDOM		256605		4257212	
43 AUSTRIA		60		9333	
44 BELG LUX		1929		40961	
49 DENMARK		13275		132425	
54 FRANCE		111549		531738	
55 GERMANY W		143660		1276380	
67 ITALY		80856		296278	
73 NETHRLNDS		36573		295805	
76 NORWAY				2719	
82 SPAIN				5865	
85 SWEDEN		17086		121523	
86 SWITZRLND		47758		888354	
246 CZECHO S				2227	
355 ISRAEL				1075	
427 UN SO AFR		2489		2745	
473 MOROCCO				20406	
516 HONG KONG		5772		30263	
519 INDIA				176	
553 CHINA COM				3273	
559 JAPAN		2896		230134	
564 KOREA		3528		3528	
614 AUSTRALIA				7413	
622 NEW ZEAL		1464		11937	
752 BRAZIL		3294		11516	
774 PERU				20155	
815 BERMUDA		1198		17799	
874 MEXICO		391		29695	
883 PANAMA				39231	
990 U STATES		5413884		55953647	
		6144267		64243813	
PHTHALIC ANHYDRIDE	LB				8416
1 U KINGDOM			112200	18321	
44 BELG LUX	22050	6229	66150	17540	
54 FRANCE	88200	22287	1145948	214657	
55 GERMANY W	148006	26223	1491285	238171	
67 ITALY	66138	12833	693967	133309	
990 U STATES	84400	15405	2623208	489674	
	408794	82977	6132758	1111672	
LIGNOSULPHONATES	LB				8417
76 NORWAY			74250	3517	
990 U STATES	1008418	21240	10837239	307948	
	1008418	21240	10911489	311465	

IMPORTS INTO CANADA FOR CONSUMPTION

Commodities and Countries from which Imported	MONTH OF OCTOBER 1960		TEN MONTHS ENDED OCTOBER 1960		Class Number
	Quantities	Values (\$)	Quantities	Values (\$)	
MATERIALS NOP FOR PLASTICS					
1 U KINGDOM		1216		69487	8422
54 FRANCE				1486	
55 GERMANY W		1842		178021	
76 NORWAY				2393	
86 SWITZRLND				1366	
427 UN SO AFR				3681	
559 JAPAN		4326		36800	
990 U STATES		1403908		15010239	
		1411292		15303473	
CASINGS SYNTHETIC FOR MEATS	LB				8423
55 GERMANY W	438	752	14213	20863	
990 U STATES	37681	50162	313921	466471	
	38119	50914	328134	487334	
TUNGSTEN CARBIDE IN TUBES					8425
990 U STATES		14892		124642	
		14892		124642	
BUTADIENE					8428
990 U STATES		117625		2399275	
		117625		2399275	
ETHYL BENZENE	GAL				8429
GASOLINE ANTI OXIDANTS	LB				8430
1 U KINGDOM			9214	10202	
990 U STATES	12535	11909	307302	241975	
	12535	11909	316516	252177	
SYNTHETIC RESIN GLUE	LB				8431
1 U KINGDOM	1600	518	16584	9241	
55 GERMANY W	6294	2167	22654	9173	
559 JAPAN			3240	976	
990 U STATES	229618	74570	2529039	794302	
	237512	77255	2571517	813692	
RIBOFLAVIN					8432
49 DENMARK		800		1949	
55 GERMANY W				6175	
86 SWITZRLND				15140	
990 U STATES		49909		221792	
		50709		245056	
YEAST DEAD OR INACTIVE	LB				8433
990 U STATES	70314	28017	331840	117631	
	70314	28017	331840	117631	
CATALYSTS PETROLEUM REFINING					8434
1 U KINGDOM				1071	
990 U STATES		85726		1632421	
		85726		1633492	
FATTY ALCOHOLS					8435
1 U KINGDOM				1687	
55 GERMANY W		2757		87914	
73 NETHRLNDS				614	
559 JAPAN				1251	
990 U STATES		73055		1191592	
		75812		1283058	
FLUORESCENT COATING OR POWDER	LB				8437
1 U KINGDOM			50	453	
990 U STATES	28418	71243	180901	656912	
	28418	71243	180951	657365	
CELLULOSE ESTERS NO ADMIXTURE					8500
990 U STATES		226058		1747555	
		226058		1747555	
CELLULOSE COMPSD MOULDING ETC					8530
1 U KINGDOM				15399	
277 POLAND				683	
990 U STATES		135611		1238895	
		135611		1254977	
CELLULOSE PLASTICS FOAMD EXPND					8550
55 GERMANY W				1669	
990 U STATES		832		25499	
		832		27168	
CELLULOSE COMPOUNDS N O P					8570
990 U STATES		1717		37265	
		1717		37265	
CELLULOSE PLASTIC PRIM SHAPES					8600
1 U KINGDOM		4266		34991	
49 DENMARK				1471	
55 GERMANY W		4211		29086	
67 ITALY				1254	
86 SWITZRLND				823	
990 U STATES		203318		2149533	
		211795		2217158	
CELLUL PLAST SHAPES REINFORCED					8630
1 U KINGDDM				2802	
55 GERMANY W				4062	
85 SWEDEN				4001	
559 JAPAN		2478		2478	
990 U STATES		34399		332453	
		36877		345796	
LAMINATD MOULDED CELL PLASTICS					8650
1 U KINGDOM				6430	
990 U STATES		13259		126234	
		13259		132664	
CELL NITRATE ENGRAVING SHEETS					8670
1 U KINGDOM				1040	
55 GERMANY W		1178		14739	
73 NETHRLNDS		6470		58686	
86 SWITZRLND				483	
990 U STATES		5522		26831	
		13170		101779	

IMPORTS INTO CANADA FOR CONSUMPTION

169

Commodities and Countries from which Imported	MONTH OF OCTOBER 1960		TEN MONTHS ENDED OCTOBER 1960		Class Number
	Quantities	Values (\$)	Quantities	Values (\$)	
MFRS OF CELLULOSE PLASTICS NOP					8700
1 U KINGDOM		6759		74992	
43 AUSTRIA				189	
49 DENMARK		127		593	
53 FINLAND				144	
54 FRANCE		762		8683	
55 GERMANY W		1184		19299	
67 ITALY				8121	
73 NETHRLNDS		106		3614	
82 SPAIN				1545	
85 SWEDEN				5544	
86 SWITZRLND				1910	
516 HONG KONG				16560	
559 JAPAN		1188		11968	
874 MEXICO				56	
990 U STATES		139458		1441572	
		149584		1594790	
MFRS OF REGEN CELLULOSE NOP					8720
1 U KINGDOM		5822		152890	
43 AUSTRIA				867	
44 BELG LUX				255	
54 FRANCE		528		4567	
55 GERMANY W		821		5728	
67 ITALY		1425		1425	
73 NETHRLNDS				7276	
82 SPAIN				1639	
85 SWEDEN		1756		7895	
86 SWITZRLND		1116		26091	
516 HONG KONG				701	
559 JAPAN				818	
990 U STATES		160619		1815749	
		172087		2025901	
SYNTHETIC RESINS NO ADMIXTURE					8750
1 U KINGDOM		16883		280853	
54 FRANCE		4117		34724	
55 GERMANY W		24461		169790	
67 ITALY		127433		439390	
73 NETHRLNDS				6810	
76 NORWAY				14259	
86 SWITZRLND		1152		5015	
559 JAPAN		39358		454076	
990 U STATES		1833708		16466281	
		2047112		17871898	
SYNTHETIC RESINS IN SOLUTIONS					8770
1 U KINGDOM				7047	
43 AUSTRIA				201	
55 GERMANY W		14916		116250	
86 SWITZRLND		120		56514	
559 JAPAN		3884		84672	
990 U STATES		522279		4994274	
		541199		5258958	
SYNTH RESIN COMPODS MOULDNG ETC					8800
1 U KINGDOM		25380		196728	
55 GERMANY W		5159		297953	
73 NETHRLNDS				7001	
86 SWITZRLND		233		1295	
559 JAPAN				5694	
990 U STATES		545367		5704722	
		576139		6213393	
SYNTH RESINS FOAMED EXPANDED					8830
55 GERMANY W		9762		99278	
990 U STATES		91440		735060	
		101202		834338	
SYNTH RESIN COMPOSITIONS NOP					8850
1 U KINGDOM				384	
55 GERMANY W				6801	
990 U STATES		220984		2339088	
		220984		2346273	
SYNT OR PROT PLAST PRIM SHAPES					8870
1 U KINGDOM		58795		699594	
44 BELG LUX				330	
49 DENMARK		4534		8779	
54 FRANCE				2078	
55 GERMANY W		42169		521199	
67 ITALY				1524	
73 NETHRLNDS		1842		14115	
85 SWEDEN				1625	
86 SWITZRLND				686	
559 JAPAN		676		44006	
990 U STATES		998022		8668187	
		1106038		9962123	
SYNTH RESIN SHAPES REINFORCED					8900
1 U KINGDOM		13210		83903	
44 BELG LUX				12315	
54 FRANCE				73	
55 GERMANY W				10973	
85 SWEDEN				619	
559 JAPAN				10414	
990 U STATES		313863		2947071	
		327073		3065368	
LAMIN PLASTICS SYN RES BONDED					8930
1 U KINGDOM		986		59634	
44 BELG LUX				1279	
55 GERMANY W				349	
990 U STATES		106635		985844	
		107621		1047106	

IMPORTS INTO CANADA FOR CONSUMPTION

Commodities and Countries from which Imported	MONTH OF OCTOBER 1960		TEN MONTHS ENDED OCTOBER 1960		Class Number
	Quantities	Values (\$)	Quantities	Values (\$)	
MFRI OF SYNT RES OR PROT PLAST					8950
1 U KINGDOM		49 343		71 8630	
43 AUSTRIA		464		9340	
44 BELG LUX		8818		93545	
49 DENMARK		3175		22624	
54 FRANCE		6366		177965	
55 GERMANY W		40 428		397619	
64 IRELAND				2781	
67 ITALY		20108		205581	
73 NETHRLNOS		11304		60366	
78 NORWAY		112		15152	
82 SPAIN				2340	
85 SWE OEN		731		7626	
88 SWITZRLND		120		11720	
246 CZECHO S		223		1215	
258 GERMANY E				729	
277 POLANO				645	
355 ISRAEL		829		18572	
516 HONG KONG		22 774		547241	
519 INDIA				1760	
559 JAPAN		35 319		601805	
614 AUSTRALIA		54		343	
886 P RICO				3017	
990 U STATES		2192068		19862898	
		2392236		22763514	

IMPORTS INTO CANADA FOR CONSUMPTION

171

Commodities and Countries from which Imported	MONTH OF OCTOBER 1960		TEN MONTHS ENDED OCTOBER 1960		Class Number
	Quantities	Values (\$)	Quantities	Values (\$)	
<u>GROUP 9</u>					
<u>MISCELLANEOUS COMMODITIES</u>					
BAGATELLE OR OTHER GAME BOARDS					
1 U KINGDOM		12130		73010	9001
43 AUSTRIA		99		779	
54 FRANCE		77		3365	
55 GERMANY W		1321		3248	
64 IRELAND				20842	
67 ITALY		230		2637	
85 SWEDEN				555	
277 POLAND				553	
516 HONG KONG				5757	
559 JAPAN				6098	
990 U STATES		89346		562906	
		103203		679750	
BALLS CUES CUE RACKS CUE TIPS					
1 U KINGDOM		899		33448	9002
44 BELG LUX		286		1584	
54 FRANCE		118		5038	
55 GERMANY W		63		63	
67 ITALY		670		7776	
990 U STATES		7722		21337	
		9758		69246	
BALLS TENNIS	DOZ				
1 U KINGDOM			37722	87623	9004
85 SWEDEN			100	295	
246 CZECHO S			842	1173	
990 U STATES			80	472	
			38744	89563	
BALLS ALL KINDS NOP FOR SPORTS					
1 U KINGDOM		2734		49077	9005
44 BELG LUX		273		3356	
49 DENMARK				249	
54 FRANCE		2000		6201	
55 GERMANY W		112		8335	
67 ITALY		143		4250	
73 NETHRLNDS				6168	
85 SWEDEN		1301		1301	
262 HUNGARY				211	
516 HONG KONG				944	
519 INDIA		211		1204	
527 PAKISTAN		562		10250	
559 JAPAN		4291		37788	
614 AUSTRALIA				11096	
990 U STATES		43769		342031	
		55396		482461	
FILMS X RAY					
1 U KINGDOM		185341		1208195	9006
44 BELG LUX		7178		425092	
990 U STATES		193359		1644509	
		385878		3277796	
GUN COVERS GAME BAGS					
1 U KINGDOM				1759	9007
54 FRANCE				2050	
67 ITALY				61	
559 JAPAN		330		3279	
990 U STATES		2938		31147	
		3268		38296	
CRICKET BATS BALLS GLOVES					
1 U KINGDOM		208		13198	9008
614 AUSTRALIA				906	
		208		14104	
DOLLS					
1 U KINGDOM		199		36572	9009
43 AUSTRIA		83		260	
54 FRANCE		66		2884	
55 GERMANY W		4171		16678	
67 ITALY		8075		34723	
73 NETHRLNDS		69		469	
82 SPAIN				478	
85 SWEDEN				6469	
86 SWITZRLND				346	
258 GERMANY E		122		1597	
262 HUNGARY				692	
277 POLAND		235		7652	
287 U S S R				395	
516 HONG KONG		2050		43934	
553 CHINA COM				181	
559 JAPAN		30175		246454	
864 GUATEMALA				586	
874 MEXICO				726	
886 P RICO				531	
990 U STATES		31393		144131	
		76638		545758	
FILMS PHOTOGRAPHERS					
1 U KINGDOM		80809		440643	9010
44 BELG LUX		12492		166589	
54 FRANCE		210		3036	
55 GERMANY W		6421		72869	
67 ITALY		14482		131563	
559 JAPAN		123		922	

IMPORTS INTO CANADA FOR CONSUMPTION

Commodities and Countries from which Imported	MONTH OF OCTOBER 1960		TEN MONTHS ENDED OCTOBER 1960		Class Number
	Quantities	Values (\$)	Quantities	Values (\$)	
990 U STATES		361626		3645369	
FILMS CINEMATOGRAPH POSITIVES	FEET	476163		4460991	9011
1 U KINGDOM	696094	57449	3605216	298138	
43 AUSTRIA	580	66	67613	5478	
44 BELG LUX	31286	2634	136469	10807	
49 DENMARK			17821	1885	
53 FINLAND	6400	512	11712	937	
54 FRANCE	656755	53246	5807221	470778	
55 GERMANY W	20102	1630	289077	24720	
59 GREECE	45165	4770	133506	18166	
67 ITALY	24873	2084	743104	62682	
73 NETHRLNDS			8282	1559	
85 SWEDEN	600	90	4842	452	
86 SWITZRLND	2937	630	31997	4416	
245 BULGARIA	12650	1012	12650	1012	
246 CZECHO S			28383	2271	
262 HUNGARY			15514	606	
277 POLAND			37910	2429	
287 U S S R	7917	634	312562	25101	
427 UN SO AFR			553	107	
516 HONG KONG			1000	85	
519 INDIA			2257	181	
559 JAPAN			33309	3113	
614 AUSTRALIA	1000	80	41119	9641	
824 JAMAICA			1500	225	
874 MEXICO			9500	1444	
990 U STATES	4718125	360452	36642602	3270429	
FILMS FOR AERIAL PHOTOGRAPHY		485289	47995719	4216729	
990 U STATES		4694		71601	9012
FISHING RODS AND PARTS	NO	4694		71601	9013
1 U KINGDOM	10	285	880	18808	
55 GERMANY W			80	1762	
76 NORWAY			102	997	
85 SWEDEN			18	91	
559 JAPAN	7007	5403	57297	88250	
990 U STATES	1196	5017	65827	246436	
GOLF CLUBS AND FINISHED PARTS		10705	124204	356344	
1 U KINGDOM		3551		19568	9014
559 JAPAN				2717	
990 U STATES		21263		556905	
MECHANICAL TOYS OF METAL		24814		579190	
1 U KINGDOM		10016		221807	9016
54 FRANCE				52	
55 GERMANY W		24182		151248	
262 HUNGARY				161	
516 HONG KONG		1990		9643	
559 JAPAN		128470		1047666	
990 U STATES		201278		758001	
METAL JUVENILE CONSTR SETS		365936		2188578	
1 U KINGDOM		24156		139627	9017
559 JAPAN				21299	
990 U STATES		1179		10839	
TOYS OF ALL KINDS N O P		25335		171765	
1 U KINGDOM		164097		1090438	9018
43 AUSTRIA		463		4164	
44 BELG LUX				6723	
49 DENMARK		978		13596	
54 FRANCE		1297		14670	
55 GERMANY W		52329		395083	
67 ITALY		1865		13842	
73 NETHRLNDS		343		8393	
76 NORWAY				478	
82 SPAIN		1303		3178	
85 SWEDEN		1949		18516	
86 SWITZRLND		179		1537	
246 CZECHO S		2314		37819	
258 GERMANY E		3342		28944	
262 HUNGARY		1078		7314	
277 POLAND				2277	
287 U S S R				256	
516 HONG KONG		21054		356549	
553 CHINA COM		103		103	
559 JAPAN		231733		2178697	
614 AUSTRALIA		2266		15204	
874 MEXICO				2410	
990 U STATES		562785		2827332	
SPORTSMENS FISHING TACKLE NOP		1049478		7027523	
1 U KINGDOM		4821		187465	9019
49 DENMARK		59		1123	
54 FRANCE		2873		16000	
55 GERMANY W		934		62311	
64 IRELAND				135	
67 ITALY				3906	
76 NORWAY		2152		46516	
78 PORTUGAL				719	
82 SPAIN				6660	
85 SWEDEN		1489		32192	
86 SWITZRLND				4402	

IMPORTS INTO CANADA FOR CONSUMPTION

173

Commodities and Countries from which Imported	MONTH OF OCTOBER 1960		TEN MONTHS ENDED OCTOBER 1960		Class Number
	Quantities	Values (\$)	Quantities	Values (\$)	
246 CZECHO S				759	
516 HONG KONG		1941		18145	
559 JAPAN		27616		548842	
614 AUSTRALIA		61		6133	
990 U STATES		39264		2127032	
		81210		3206340	
FILMS CINEMATOGRAPH NEGATIVE					9020
44 BELG LUX		3759		52881	
67 ITALY		62		22774	
990 U STATES		38493		427657	
		42314		503312	
BRUSHES ARTISTS					9021
1 U KINGDOM		3126		47754	
54 FRANCE				1915	
55 GERMANY W		4368		35894	
73 NETHRLNDS				2503	
559 JAPAN		1462		8111	
990 U STATES		2096		38570	
		11052		134747	
BRUSHES PAINT AND VARNISH					9022
1 U KINGDOM		8085		81840	
55 GERMANY W		1677		11066	
73 NETHRLNDS				115	
246 CZECHO S				470	
262 HUNGARY		1470		3270	
516 HONG KONG				2565	
553 CHINA COM				17432	
559 JAPAN				79	
990 U STATES		721		11500	
		11953		128337	
BRUSHES TOOTH	002				9023
1 U KINGDOM	1246	982	12048	17168	
54 FRANCE			281	218	
55 GERMANY W	172	433	422	809	
67 ITALY			1270	1873	
516 HONG KONG			62540	10176	
990 U STATES	4522	4277	44288	39555	
	5940	5692	120849	69729	
BRUSHES TOILET N O P					9024
1 U KINGDOM		12732		102486	
43 AUSTRIA		529		749	
44 BELG LUX				1003	
49 DENMARK				54	
54 FRANCE		3030		24469	
55 GERMANY W		11363		66693	
67 ITALY				216	
73 NETHRLNDS		485		2490	
85 SWEDEN		1812		7315	
86 SWITZRLND		1577		5035	
355 ISRAEL				839	
516 HONG KONG		731		6637	
559 JAPAN				6492	
990 U STATES		51173		209301	
		83432		433779	
BRUSHES ALL OTHER N O P					9025
1 U KINGDOM		8488		123922	
43 AUSTRIA				90	
44 BELG LUX		345		1846	
49 DENMARK		502		1775	
54 FRANCE		1416		6415	
55 GERMANY W		4622		44328	
67 ITALY		281		1829	
73 NETHRLNDS		1606		20241	
76 NORWAY				218	
85 SWEDEN		280		280	
86 SWITZRLND				1209	
246 CZECHO S		848		2861	
262 HUNGARY		195		1954	
516 HONG KONG		89		3526	
559 JAPAN		2700		15833	
886 P RICO				331	
990 U STATES		67634		627620	
		89006		854278	
PACKAGES CONTAINING GOODS					9030
1 U KINGDOM		321693		3282237	
43 AUSTRIA		2543		22892	
44 BELG LUX		22595		154914	
49 DENMARK		13931		104381	
53 FINLAND		3060		30776	
54 FRANCE		38944		321213	
55 GERMANY W		113095		970962	
59 GREECE		360		3816	
63 ICELAND				28	
64 IRELAND		4152		14067	
67 ITALY		48500		332275	
73 NETHRLNDS		41080		396414	
76 NORWAY		1245		14298	
78 PORTUGAL		4027		24674	
82 SPAIN		5782		54577	
85 SWEDEN		22151		130772	
86 SWITZRLND		19521		121861	
242 ALBANIA				242	
246 CZECHO S		28712		185104	
258 GERMANY E		1494		15317	
262 HUNGARY		1993		11696	
277 POLAND		11207		48076	

IMPORTS INTO CANADA FOR CONSUMPTION

Commodities and Countries from which Imported	MONTH OF OCTOBER 1960		TEN MONTHS ENDED OCTOBER 1960		Class Number
	Quantities	Values (\$)	Quantities	Values (\$)	
279 ROUMANIA				28	
287 U S S R		2306		9915	
288 YUGO SLAV		3835		15956	
316 CYPRUS		100		1804	
355 ISRAEL		126		7397	
358 JORDAN		11		11	
363 LEBANON				21	
377 SUDAN		252		337	
385 UAR EGYPT				49	
415 KENYA				85	
422 RHOD NYAS				34	
427 UN SO AFR		4128		33352	
429 B AFR NES				207	
443 ALGERIA		367		2850	
449 BEL CONGO		1190		3049	
454 FR EQ AFR				1583	
473 MOROCCO		34		59	
513 CEYLON		960		8575	
516 HONG KONG		25361		350850	
519 INDIA		8791		44914	
524 MALAYA		429		15799	
527 PAKISTAN		75		1943	
553 CHINA COM		1381		69620	
556 INDONESIA				242	
559 JAPAN		189870		1900697	
567 PHIL		209		2816	
578 TAIWAN		2739		21594	
583 THAILAND		20		87	
614 AUSTRALIA		12026		80944	
617 FIJI		128		296	
622 NEW ZEAL		704		9071	
668 U S OCEA				16	
716 B GUIANA		601		14664	
744 ARGENTINA		2908		22224	
752 BRAZIL		1869		11473	
755 CHILE				5	
758 COLOMBIA		147		2856	
763 ECUADOR				132	
782 URUGUAY				6250	
813 SAHAMAS				70	
815 BERMUDA				272	
817 B HOND				64	
822 BARBADOS		1556		17647	
824 JAMAICA		2063		17945	
826 LEEW WIND				11	
828 TRINIDAD		3637		23538	
845 C RICA		52		476	
848 CUBA		1974		14948	
855 DOM REP				167	
864 GUATEMALA		44		282	
867 HAITI		88		326	
874 MEXICO		377		4445	
876 NETH ANT				29	
879 NICARAGUA				189	
883 PANAMA				160	
886 P RICO		2664		19652	
887 VIRGIN IS				1077	
990 U STATES		322697		3335982	
		1301804		12319677	
ORTHOPEdic APPLIANCES ETC					9050
1 U KINGDOM		1203		13278	
55 GERMANY W				333	
990 U STATES		23471		189023	
		24674		202634	
ARTIFICIAL LIMBS AND PARTS					9053
1 U KINGDOM		691		15907	
55 GERMANY W				269	
990 U STATES		15037		112470	
		15728		128646	
BEAD ORNAMENTS AND FANS					9055
1 U KINGDOM				986	
54 FRANCE				1945	
55 GERMANY W		91		2162	
67 ITALY				194	
516 HONG KONG		141		3748	
559 JAPAN		1164		5573	
990 U STATES		1953		22730	
		3349		37338	
BELTS N O P					9056
1 U KINGDOM		479		11987	
43 AUSTRIA				57	
44 BELG LUX				51	
54 FRANCE		2104		21305	
55 GERMANY W				2024	
67 ITALY		551		2621	
82 SPAIN				737	
86 SWITZRLND				97	
516 HONG KONG		2630		38028	
559 JAPAN				2479	
824 JAMAICA				544	
874 MEXICO				382	
990 U STATES		19477		169031	
		25241		249343	
WINDOW SHADES AND BLINDS					9057
49 DENMARK		179		468	
55 GERMANY W				2687	

IMPORTS INTO CANADA FOR CONSUMPTION

175

Commodities and Countries from which Imported	MONTH OF OCTOBER 1960		TEN MONTHS ENDED OCTOBER 1960		Class Number
	Quantities	Values (\$)	Quantities	Values (\$)	
559 JAPAN		14809		103031	9058
990 U STATES		2378		51762	
		17366		157948	
BOOT SHOE SHIRT STAY LACES					9058
1 U KINGDOM		305		3007	
54 FRANCE		318		318	
355 ISRAEL				3216	
559 JAPAN		2157		19376	
990 U STATES		4827		28235	
		7607		54152	
BOOTS SHOES AND SLIPPERS FELT	PAIR				9059
1 U KINGDOM	14673	10669	36947	29054	
44 BELG LUX	2433	1987	10537	5602	
53 FINLAND			75	487	
54 FRANCE	8940	3940	8940	3940	
73 NETHRLNDS			15372	12649	
990 U STATES			6408	4835	
	26046	16596	78279	56567	
BOOTS SHOES AND SLIPPERS N O P	PAIR				9060
1 U KINGDOM	27105	32226	210603	219704	
43 AUSTRIA			300	299	
44 BELG LUX	704	608	4442	3779	
53 FINLAND			107	299	
54 FRANCE	2646	2427	16699	15600	
55 GERMANY W	1317	1347	9111	10128	
67 ITALY	2937	6630	46181	84073	
73 NETHRLNDS	19414	21048	116355	115572	
76 NORWAY			252	236	
82 SPAIN			1056	511	
85 SWEDEN			363	796	
86 SWITZRLND			557	596	
246 CZECHO S			9960	5977	
516 HONG KONG	32970	15717	202087	65088	
519 INDIA			9047	4112	
553 CHINA COM	2000	514	3998	988	
559 JAPAN	276424	114300	3486149	1822552	
567 PHIL			200	198	
614 AUSTRALIA			398	1258	
774 PERU	69	100	4956	9206	
867 HAITI			3540	6898	
874 MEXICO			377	500	
990 U STATES	31614	26237	523721	359793	
	397200	221154	4650459	2728163	
BROOMS AND WHISKS					9061
1 U KINGDOM				625	
55 GERMANY W		77		462	
67 ITALY		5518		66035	
73 NETHRLNDS		163		384	
86 SWITZRLND				270	
262 HUNGARY		3274		28490	
277 POLAND		2228		23024	
559 JAPAN				759	
874 MEXICO				5136	
990 U STATES		679		25083	
		11939		150268	
BUTTONS SHOE N O P					9063
990 U STATES		1341		10883	
		1341		10883	
BUTTONS COLLAR AND CUFF	GROSS				9065
1 U KINGDOM	26	753	335	3426	
43 AUSTRIA	17	1417	21	1659	
44 BELG LUX			1	974	
49 DENMARK	3	1292	19	3103	
54 FRANCE	2	79	41	2234	
55 GERMANY W	62	3758	775	34551	
516 HONG KONG			2	115	
559 JAPAN	4	623	3298	3689	
583 THAILAND			1	92	
874 MEXICO	1	60	1	60	
990 U STATES	575	21168	11804	196446	
	690	29150	16298	246349	
BUTTONS N O P	GROSS				9066
1 U KINGDOM	1791	4980	12125	36189	
43 AUSTRIA			24	998	
49 DENMARK			960	8277	
54 FRANCE	3495	2227	7615	13367	
55 GERMANY W	1804	3764	24885	36232	
67 ITALY	6094	4201	64180	40197	
73 NETHRLNDS	140	695	8466	29556	
82 SPAIN			4133	2767	
86 SWITZRLND	1	214	432	2235	
246 CZECHO S	540	225	6613	5966	
559 JAPAN	82370	22331	1345617	320668	
824 JAMAICA	160	355	6176	16195	
990 U STATES	86683	66339	924752	656514	
	183078	105331	2405978	1169161	
CASES BDXES DESKS FANCY					9067
1 U KINGDOM		21223		115827	
43 AUSTRIA		325		3662	
44 BELG LUX				1256	
49 DENMARK				1361	
54 FRANCE		673		8566	
55 GERMANY W		14029		84102	
67 ITALY		4948		28630	
73 NETHRLNDS				14387	
82 SPAIN		904		2761	

IMPORTS INTO CANADA FOR CONSUMPTION

Commodities and Countries from which Imported	MONTH OF OCTOBER 1960		TEN MONTHS ENDED OCTOBER 1960		Class Number
	Quantities	Values (\$)	Quantities	Values (\$)	
85 SWEDEN		2303		17440	
86 SWITZRLND		6319		9346	
246 CZECHO S				253	
258 GERMANY E		257		389	
287 U S S R				108	
355 ISRAEL				201	
516 HONG KONG		469		4778	
519 INDIA				468	
553 CHINA COM				1094	
559 JAPAN		26872		287925	
614 AUSTRALIA				932	
848 CUBA				63	
874 MEXICO		374		1706	
886 P RICO				4902	
990 U STATES		131498		791907	
		210194		1382064	
COMBS TOILET DRESSING FANCY					9069
1 U KINGDOM		681		12063	
43 AUSTRIA		1776		11291	
44 BELG LUX				2622	
54 FRANCE		149		2564	
55 GERMANY W		510		19337	
67 ITALY		53		816	
85 SWEDEN		1162		2316	
86 SWITZRLND				271	
516 HONG KONG				1795	
559 JAPAN				5042	
990 U STATES		10141		77749	
		14472		135866	
APPLIANCES FOR THE DEAF PARTS					9070
1 U KINGDOM		11528		80100	
43 AUSTRIA		506		3399	
49 DENMARK		3956		15759	
54 FRANCE				948	
55 GERMANY W		4245		18655	
86 SWITZRLND		150		363	
559 JAPAN		425		5486	
990 U STATES		246577		2113213	
		267387		2237923	
INSOLES OF ALL KINDS					9072
1 U KINGDOM		768		9649	
55 GERMANY W		554		5594	
73 NETHRLNDS		562		1425	
76 NORWAY				132	
559 JAPAN				1846	
990 U STATES		2272		61493	
		4156		80139	
JEWELLERY N O P					9073
1 U KINGDOM		11628		162633	
43 AUSTRIA		37633		285749	
44 BELG LUX		208		5558	
49 DENMARK		2679		11455	
54 FRANCE		6589		112376	
55 GERMANY W		83715		891453	
59 GREECE				120	
67 ITALY		17091		162491	
73 NETHRLNDS		105		1855	
76 NORWAY		305		2804	
82 SPAIN		1894		18299	
85 SWEDEN				222	
86 SWITZRLND		6050		24705	
246 CZECHO S		18123		140046	
262 HUNGARY		250		250	
355 ISRAEL				1087	
358 JORDAN				129	
385 UAR EGYPT				106	
516 HONG KONG		671		42147	
519 INDIA		169		3088	
553 CHINA COM		1824		7271	
559 JAPAN		67963		484988	
583 THAILAND		2119		15232	
614 AUSTRALIA		467		1091	
752 BRAZIL				3376	
774 PERU				251	
785 VENEZUELA		920		920	
824 JAMAICA				58	
874 MEXICO		1451		10532	
990 U STATES		221825		1931495	
		483749		4321787	
MATTRESSES					9075
1 U KINGDOM		1379		363448	
54 FRANCE				942	
55 GERMANY W		361		37207	
73 NETHRLNDS				285	
85 SWEDEN				843	
246 CZECHO S				9855	
277 POLAND				4556	
559 JAPAN		699		136776	
990 U STATES		13429		108925	
		15938		662837	
PICTURE AND PHOTOGRAPH FRAMES					9076
1 U KINGDOM		1645		18424	
43 AUSTRIA				1097	
44 BELG LUX				2512	
49 DENMARK		4984		16315	
54 FRANCE		54		2740	

IMPORTS INTO CANADA FOR CONSUMPTION

Commodities and Countries from which Imported	MONTH OF OCTOBER 1960		TEN MONTHS ENDED OCTOBER 1960		Class Number
	Quantities	Values (\$)	Quantities	Values (\$)	
55 GERMANY W		830		14663	
67 ITALY		3101		24448	
73 NETHRLNDS		70		4551	
82 SPAIN		657		2267	
516 HONG KONG		167		3886	
553 CHINA COM				83	
559 JAPAN		1709		34578	
874 MEXICO				160	
990 U STATES		75807		479193	
		89024		604917	
POCKET BOOKS PORTFOLIOS PURSES					9077
1 U KINGDOM		84204		850144	
43 AUSTRIA		200		22293	
44 BELG LUX		7583		42504	
49 DENMARK		306		1133	
54 FRANCE		34515		227744	
55 GERMANY W		54075		449560	
59 GREECE				157	
64 IRELAND				4834	
67 ITALY		10157		222766	
73 NETHRLNDS		10774		132960	
76 NORWAY		55		1247	
82 SPAIN		7596		52095	
85 SWEDEN		8729		21320	
86 SWITZRLND		985		8039	
246 CZECHO S		520		15145	
258 GERMANY E				3356	
262 HUNGARY				10331	
277 POLAND				218	
287 U S S R				476	
288 YUGO SLAV				1962	
355 ISRAEL				244	
473 MOROCCO		1514		3912	
516 HONG KONG		3995		40326	
519 INOIA		126		578	
553 CHINA COM				153	
559 JAPAN		88318		1017344	
614 AUSTRALIA		272		1497	
622 NEW ZEAL				283	
744 ARGENTINA		358		465	
813 BAHAMAS		83		83	
824 JAMAICA		5883		17641	
848 CUBA				1214	
874 MEXICO		5672		67523	
886 P RICO				4528	
990 U STATES		511291		4444501	
		837211		7668576	
REFRIGERATORS ELECTRIC N O P	NO				9078
1 U KINGDOM	260	21978	2690	176255	
49 DENMARK			136	6943	
55 GERMANY W			27	1550	
990 U STATES	2273	467921	50936	9776559	
	2533	489899	53789	9961307	
REFRIGERATORS N O P	NO				9079
1 U KINGDOM	4	798	15	2854	
44 BELG LUX	41	10852	41	10852	
55 GERMANY W			24	3439	
85 SWEDEN			207	16916	
990 U STATES	58	17041	3201	209364	
	103	28691	3488	243425	
REGALIA AND BAGGES					9080
1 U KINGDOM		6669		58113	
54 FRANCE		2614		22362	
55 GERMANY W		639		4898	
67 ITALY		1437		10784	
86 SWITZRLND		255		777	
516 HONG KONG				857	
519 INOIA		1579		9065	
527 PAKISTAN		297		2723	
559 JAPAN		327		4774	
990 U STATES		6210		53154	
		20027		167507	
SHADES LAMP N O P SHADE HOLDERS					9081
1 U KINGDOM				279	
49 DENMARK		88		3027	
54 FRANCE		62		771	
67 ITALY		900		1408	
73 NETHRLNDS				398	
85 SWEDEN				410	
516 HONG KONG		1001		4417	
559 JAPAN		383		1099	
990 U STATES		17988		174336	
		20422		186145	
SPECTACLE FRAMES ANO PARTS N O P					9082
1 U KINGDOM		3861		18906	
43 AUSTRIA		1543		20585	
54 FRANCE		4353		60517	
55 GERMANY W		23219		188816	
67 ITALY		4697		20532	
73 NETHRLNDS				949	
86 SWITZRLND		2120		3620	
519 INDIA				248	
559 JAPAN		3238		37579	
874 MEXICO				56	
990 U STATES		281984		2463813	
		325015		2815621	

IMPORTS INTO CANADA FOR CONSUMPTION

Commodities and Countries from which Imported	MONTH OF OCTOBER 1960		TEN MONTHS ENDED OCTOBER 1960		Class Number
	Quantities	Values (\$)	Quantities	Values (\$)	
PARTS FOR SPECTACLE FRAMES 990 U STATES		39145		627171	9083
TOBACCO PIPES SMOKERS SETS		39145		627171	
1 U KINGDOM		25869		135995	9084
19 MALTA				888	
43 AUSTRIA		2109		5068	
44 BELG LUX		1474		5077	
49 DENMARK				55	
54 FRANCE		6332		68977	
55 GERMANY W		458		6830	
64 IRELAND				6293	
67 ITALY		13998		113566	
73 NETHRLNDS		67		137	
86 SWITZRLND				404	
246 CZECHO S				818	
516 HONG KONG				348	
559 JAPAN		409		1713	
99D U STATES		5134		58062	
		55850		404231	
TOBACCO POUCHES CIGARETTE CASE					9085
1 U KINGDOM		1715		27253	
43 AUSTRIA		142		288	
49 DENMARK				81	
54 FRANCE				378	
55 GERMANY W		799		3682	
67 ITALY				634	
73 NETHRLNDS				361	
82 SPAIN				1496	
246 CZECHO S		809		1899	
559 JAPAN		416		7287	
990 U STATES		649		4405	
		4530		47764	
TOILET AND MANICURE SETS					9086
1 U KINGDOM		5495		18250	
43 AUSTRIA		11504		46234	
54 FRANCE		427		685	
55 GERMANY W		21674		84082	
67 ITALY				2837	
86 SWITZRLND				567	
559 JAPAN		277		1664	
990 U STATES		2255		8168	
		41632		162487	
TRUNKS AND VALISES					9087
1 U KINGDOM		13822		239793	
43 AUSTRIA				559	
44 BELG LUX				1104	
54 FRANCE		239		2821	
55 GERMANY W		5711		40645	
67 ITALY				1239	
73 NETHRLNDS				6298	
76 NORWAY				135	
85 SWEDEN		494		5499	
86 SWITZRLND				1160	
246 CZECHO S		5625		30519	
516 HONG KONG				4433	
559 JAPAN		4567		118568	
614 AUSTRALIA				1136	
874 MEXICO				227	
990 U STATES		83213		1224473	
		113671		1678609	
UMBRELLAS PARASOLS SUNSHADES					9088
1 U KINGDOM		471		8982	
43 AUSTRIA				744	
54 FRANCE				1298	
55 GERMANY W		160		7318	
67 ITALY		123		5915	
73 NETHRLNDS				3643	
516 HONG KONG				10611	
559 JAPAN		4885		131921	
990 U STATES		143		85720	
		5782		256152	
WINDOW SHADE OR BLIND ROLLERS					9090
85 SWEDEN		2091		13560	
990 U STATES		2117		27545	
		4208		41105	
REFRIGERATOR PARTS					9091
1 U KINGDOM		183280		2152298	
44 BELG LUX				175	
49 DENMARK		811		4345	
55 GERMANY W				360	
990 U STATES		496357		9181043	
		680448		11338221	
HOME OR FARM FREEZERS ELECTRIC	NO				9092
990 U STATES		1628	24497	4100138	
		1628	24497	4100138	
MINERAL MEDICINAL AERATD WATER					9103
1 U KINGDOM		1954		3713	
54 FRANCE		36952		246678	
55 GERMANY W		155		1967	
67 ITALY				3911	
85 SWEDEN				141	
990 U STATES		8356		199077	
		47417		455487	
ACCORDIONS CONCRTNAS MELODEONS	NO				9110
1 U KINGDOM	1	221	11	974	

IMPORTS INTO CANADA FOR CONSUMPTION

Commodities and Countries from which Imported	MONTH OF OCTOBER 1960		TEN MONTHS ENDED OCTOBER 1960		Class Number
	Quantities	Values (\$)	Quantities	Values (\$)	
43 AUSTRIA			5	416	
55 GERMANY W	451	14747	7069	152263	
67 ITALY	641	30138	9963	479880	
73 NETHRLNDS			1	227	
76 NORWAY			2	525	
85 SWEDEN			37	3343	
86 SWITZRLND			422	9116	
246 CZECHO S			9	253	
258 GERMANY E	151	1416	858	8520	
516 HONG KONG			2	109	
559 JAPAN			6	146	
990 U STATES	41	4126	1345	89143	
	1285	50648	19730	744915	
BRASS BAND INSTRUMENTS					9111
1 U KINGDOM		13611		148101	
54 FRANCE				2850	
55 GERMANY W		3839		44745	
67 ITALY				3376	
73 NETHRLNDS		89		3577	
246 CZECHO S				6440	
258 GERMANY E				780	
382 TURKEY				688	
527 PAKISTAN		110		659	
559 JAPAN		165		5619	
874 MEXICO		1221		3632	
990 U STATES		19782		158270	
		38817		378737	
CABINET ORGANS					9114
990 U STATES	NO		3	584	
			3	584	
PIPE ORGANS					9115
55 GERMANY W	NO		1	71262	
73 NETHRLNDS			4	19580	
990 U STATES			1	2330	
			6	93172	
ORGAN PARTS N O P					9116
1 U KINGDOM		2834		59151	
55 GERMANY W		4183		26812	
67 ITALY		71		1979	
73 NETHRLNDS				4665	
258 GERMANY E				694	
990 U STATES		17181		154820	
		24262		248121	
PIANOS					9117
1 U KINGDOM	NO	18	155	45416	
49 DENMARK		1	1	353	
55 GERMANY W		5	23	24099	
73 NETHRLNDS		4	56	16637	
246 CZECHO S		1	6	1957	
277 POLAND			2	468	
553 CHINA COM			1	124	
559 JAPAN		18	86	22160	
990 U STATES		224	1043	395856	
		271	1373	507070	
PIANO PARTS N O P					9118
1 U KINGDOM		10475		116855	
55 GERMANY W				8728	
990 U STATES		19161		153770	
		29636		279353	
PHONOGRAPHS GRAMOPHONES NOP					9120
1 U KINGDOM		11872		177828	
49 DENMARK				341	
54 FRANCE		895		5641	
55 GERMANY W		3454		120979	
73 NETHRLNDS		1689		55674	
86 SWITZRLND		11387		29589	
516 HONG KONG				1007	
559 JAPAN		4038		84823	
990 U STATES		88624		800643	
		121959		1276525	
PHONOGRAPH RECORDS					9121
1 U KINGDOM	NO	11310	171144	193567	
43 AUSTRIA			400	168	
44 BELG LUX		68	302	312	
49 DENMARK		300	1124	1582	
53 FINLAND			5202	3990	
54 FRANCE		18182	121964	136678	
55 GERMANY W		3936	68895	90980	
59 GREECE		2950	17992	5229	
67 ITALY		2724	84509	35866	
73 NETHRLNDS		569	6932	8605	
85 SWEDEN		332	2171	2477	
86 SWITZRLND			2332	1392	
245 BULGARIA		55	55	69	
246 CZECHO S			455	697	
262 HUNGARY		2574	8307	4802	
277 POLAND			257	419	
287 U S S R			7263	6080	
288 YUGO SLAV		167	3054	2238	
355 ISRAEL			600	745	
516 HONG KONG		500	1860	2516	
519 INDIA			867	565	
553 CHINA COM		247	859	1002	
559 JAPAN			2552	2059	
614 AUSTRALIA		405	779	2957	
990 U STATES		286566	2170820	1259508	
		330885	251466	1764503	

IMPORTS INTO CANADA FOR CONSUMPTION

Commodities and Countries from which Imported	MONTH OF OCTOBER 1960		TEN MONTHS ENDED OCTOBER 1960		Class Number
	Quantities	Values (\$)	Quantities	Values (\$)	
OTHER MUSICAL INSTRUMENTS					9122
1 U KINGDOM		5795		47607	
43 AUSTRIA		378		3171	
44 BELG LUX				2637	
54 FRANCE		6937		81103	
55 GERMANY W		29877		233191	
67 ITALY		82270		426996	
73 NETHRLNDS		52		7987	
82 SPAIN		65		4334	
85 SWEDEN		3359		22819	
86 SWITZRLND		3693		34995	
246 CZECHO S		1894		15443	
258 GERMANY E		688		7289	
277 POLAND				478	
287 U S S R				584	
516 HONG KONG				976	
553 CHINA COM				434	
559 JAPAN		16372		117455	
874 MEXICO		2677		16875	
990 U STATES		432861		2899726	
		586918		3924100	
MUSICAL INSTRUMENT STRINGS					9123
1 U KINGDOM		678		2448	
43 AUSTRIA		366		4004	
49 DENMARK				291	
54 FRANCE				90	
55 GERMANY W		229		13181	
73 NETHRLNDS				153	
246 CZECHO S				1179	
990 U STATES		11984		70696	
		13257		92042	
PHONOGRAPHS COIN OPERATED	NO				9124
990 U STATES	54	33185	1109	619627	
	54	33185	1109	619627	
PHOTOGRAPHIC ACCESSORIES PARTS					9128
1 U KINGDOM		4604		60638	
43 AUSTRIA		270		4068	
44 BELG LUX		108		284	
49 DENMARK				775	
54 FRANCE				440	
55 GERMANY W		54173		476304	
67 ITALY		371		41327	
73 NETHRLNDS		1604		43837	
85 SWEDEN				7296	
86 SWITZRLND		5212		102044	
246 CZECHO S				6194	
258 GERMANY E				778	
559 JAPAN		45017		422389	
990 U STATES		492018		4031632	
		603377		5198006	
THERMOMETERS					9129
1 U KINGDOM		4257		60211	
43 AUSTRIA				286	
44 BELG LUX		322		1383	
49 DENMARK		229		1321	
54 FRANCE		1629		10272	
55 GERMANY W		3584		33625	
67 ITALY		52		857	
85 SWEDEN				3148	
86 SWITZRLND		109		1863	
258 GERMANY E		1743		17063	
355 ISRAEL				500	
559 JAPAN		4257		64081	
990 U STATES		102212		950591	
		118394		1145201	
APPARATUS X RAY					9130
1 U KINGDOM				157478	
49 DENMARK		6561		21359	
55 GERMANY W		12562		129502	
73 NETHRLNDS		34115		341516	
85 SWEDEN		7228		52351	
258 GERMANY E				364	
559 JAPAN				473	
990 U STATES		376310		3566673	
		436776		4269716	
BOTANICAL SPECIMENS					9132
1 U KINGDOM		245		2157	
55 GERMANY W		615		3619	
519 INDIA		252		2741	
559 JAPAN				873	
990 U STATES		9518		60938	
		10630		70328	
COLLECTION COINS MEDALS STAMPS					9133
1 U KINGDOM		912		58724	
43 AUSTRIA		159		288	
44 BELG LUX		194		194	
49 DENMARK				1110	
54 FRANCE		262		418	
55 GERMANY W		61		1309	
67 ITALY				767	
73 NETHRLNDS				466	
76 NORWAY				440	
86 SWITZRLND				1796	
262 HUNGARY				80	
614 AUSTRALIA				730	
886 P RICO				375	

IMPORTS INTO CANADA FOR CONSUMPTION

Commodities and Countries from which Imported	MONTH OF OCTOBER 1960		TEN MONTHS ENDED OCTOBER 1960		Class Number
	Quantities	Values (\$)	Quantities	Values (\$)	
990 U STATES		36965		224852	
CAMERAS AND CAMERA PARTS N O P		38553		291549	9134
1 U KINGDOM		453		13086	
43 AUSTRIA		28746		201193	
49 DENMARK		1162		1162	
54 FRANCE		59		13251	
55 GERMANY W		134885		898113	
67 ITALY				2609	
73 NETHRLNDS		91		3454	
85 SWEDEN		199		26079	
86 SWITZRLND		8626		163789	
246 CZECHO S		151		4494	
258 GERMANY E		2360		46525	
277 POLAND				200	
287 U S S R				229	
516 HONG KONG		55		12698	
559 JAPAN		249395		1853998	
874 MEXICO				860	
990 U STATES		489295		3116780	
CAMERA PARTS UNFINISHED		915477		6358520	9135
55 GERMANY W		11535		75674	
990 U STATES		4612		75300	
CAMERA LENSES AND SHUTTERS		16154		150974	9136
1 U KINGDOM		709		5600	
55 GERMANY W				20112	
86 SWITZRLND				3358	
559 JAPAN				435	
990 U STATES		34551		290525	
COLLECTIONS OF ANTIQUITIES		35260		320030	9137
1 U KINGDOM		85385		580945	
43 AUSTRIA		4395		6266	
44 BELG LUX				127	
49 DENMARK				393	
54 FRANCE		10082		36338	
55 GERMANY W		10081		15432	
59 GREECE				16830	
64 IRELAND		400		3284	
67 ITALY				24039	
73 NETHRLNDS		2006		20238	
76 NORWAY				50	
78 PORTUGAL				815	
82 SPAIN		229		3321	
86 SWITZRLND		890		6522	
246 CZECHO S		522		522	
355 ISRAEL				846	
385 UAR EGYPT				560	
516 HONG KONG		4467		53696	
524 MALAYA				80	
553 CHINA COM				5938	
559 JAPAN				11674	
578 TAIWAN				985	
583 THAILAND				715	
744 ARGENTINA				1995	
815 BERMUDA				525	
874 MEXICO				1829	
990 U STATES		48622		611951	
CYCLOMETERS AND SPEEDOMETERS		167079		1405916	9138
1 U KINGDOM		1079		21649	
54 FRANCE				1342	
55 GERMANY W		2573		22847	
73 NETHRLNDS				1541	
85 SWEDEN				372	
990 U STATES		3270		243222	
GLOBES GEOGRAPHICAL		6922		290973	9139
1 U KINGDOM		403		5888	
55 GERMANY W				246	
559 JAPAN				5932	
990 U STATES		21094		123038	
MODELS OF INVENTIONS		21497		135104	9140
1 U KINGDOM				5225	
44 BELG LUX				190	
67 ITALY				750	
73 NETHRLNDS				998	
990 U STATES		25447		629967	
APPARATUS FOR INSTITUTIONS		25447		637130	9141
1 U KINGDOM		46861		380492	
43 AUSTRIA		2113		7918	
44 BELG LUX		53		1392	
49 DENMARK		339		25631	
54 FRANCE		4250		17577	
55 GERMANY W		17351		107412	
67 ITALY				1052	
73 NETHRLNDS		630		15019	
76 NORWAY				3839	
85 SWEDEN		86		8756	
86 SWITZRLND		946		57519	
246 CZECHO S		103		1538	
258 GERMANY E				8071	

IMPORTS INTO CANADA FOR CONSUMPTION

Commodities and Countries from which Imported	MONTH OF OCTOBER 1960		TEN MONTHS ENDED OCTOBER 1960		Class Number
	Quantities	Values (\$)	Quantities	Values (\$)	
355 ISRAEL				480	
415 KENYA				82	
516 HONG KONG				4181	
559 JAPAN		341		3468	
614 AUSTRALIA				6000	
886 P R I C O		682		2534	
990 U STATES		718150		7191252	
		791905		7844213	
OPERATING ROOM EQUIPMENT					
1 U KINGDOM		1054		49272	9142
54 FRANCE				2127	
55 GERMANY W		8820		51546	
73 NETHRLNDS				7143	
86 SWITZRLND		864		864	
246 CZECHO S		5414		7838	
559 JAPAN		530		2113	
990 U STATES		471638		3753506	
		488320		3874409	
DENTAL INSTRUMENTS					
1 U KINGDOM		10321		85022	9143
54 FRANCE				541	
55 GERMANY W		16497		172227	
85 SWEDEN				501	
86 SWITZRLND		462		4099	
559 JAPAN		381		5618	
990 U STATES		200801		1991985	
		228462		2259993	
SURGICAL TRUSSES AND SUPPORTS					
1 U KINGDOM		139		561	9144
990 U STATES		96		7393	
		235		7954	
ARTICLES FOR THE BLIND					
1 U KINGDOM				4947	9145
54 FRANCE				281	
86 SWITZRLND		884		5454	
990 U STATES		1533		36152	
		2417		46834	
OPTICAL AND PHILOSOPHICAL INST					
1 U KINGDOM		17457		289792	9146
43 AUSTRIA		144		1138	
44 BELG LUX				1213	
49 DENMARK		599		3191	
53 FINLAND				1317	
54 FRANCE		3674		18350	
55 GERMANY W		74542		343122	
67 ITALY				2292	
73 NETHRLNDS		188		1824	
85 SWEDEN		1390		10654	
86 SWITZRLND		992		25075	
246 CZECHO S		3649		10531	
258 GERMANY E				1120	
516 HONG KONG		424		11506	
559 JAPAN		114432		951592	
990 U STATES		298323		2615617	
		515814		4288334	
MICROSCOPES AND PARTS					
NO					
1 U KINGDOM	65	11886	765	119198	9147
43 AUSTRIA			36	21324	
54 FRANCE	1	109	6	2160	
55 GERMANY W	83	20069	866	332154	
67 ITALY		671	42	10469	
73 NETHRLNDS	1	3655	2	6960	
86 SWITZRLND	5	2072	131	34777	
246 CZECHO S	52	4856	171	21459	
258 GERMANY E	1	1496	38	10729	
559 JAPAN	2268	14720	18699	146344	
990 U STATES	406	41448	2265	186364	
	2882	100982	23021	891938	
EDUCATIONAL FILMS					
1 U KINGDOM		6682		98532	9148
44 BELG LUX		60		340	
49 DENMARK		6008		11219	
53 FINLAND				768	
54 FRANCE		4127		11165	
55 GERMANY W		377		2457	
67 ITALY		205		406	
73 NETHRLNDS				444	
85 SWEDEN				3886	
86 SWITZRLND				484	
277 POLAND				982	
287 U S S R				1909	
427 UN SO AFR				50	
473 MOROCCO				330	
519 INDIA				310	
559 JAPAN				184	
614 AUSTRALIA				1465	
815 BERMUDA				191	
828 TRINIDAD				942	
874 MEXICO		100		560	
954 ST PIERRE				900	
990 U STATES		107784		1080783	
		125343		1218307	
CINEMATOGRAPH CAMERAS					
1 U KINGDOM				2255	9149
54 FRANCE				2166	
815 BERMUDA				17424	

IMPORTS INTO CANADA FOR CONSUMPTION

Commodities and Countries from which Imported	MONTH OF OCTOBER 1960		TEN MONTHS ENDED OCTOBER 1960		Class Number
	Quantities	Values (\$)	Quantities	Values (\$)	
990 U STATES		15234		207236	
SURGICAL INSTRUMENTS		15234		229081	9150
1 U KINGDOM		49047		431626	
43 AUSTRIA				884	
44 BELG LUX				3846	
49 DENMARK		201		4101	
54 FRANCE		58		6911	
55 GERMANY W		21912		276747	
67 ITALY		271		13311	
73 NETHRLNDS		292		11964	
85 SWEDEN		1998		54621	
86 SWITZRLND		1556		27937	
258 GERMANY E				2430	
527 PAKISTAN		1204		10404	
559 JAPAN		20169		164994	
874 MEXICO		7147		31521	
990 U STATES		596563		5963451	
BOATS OPEN PLEASURE	NO	700418		7004748	9152
1 U KINGDOM	8	3459	539	88517	
43 AUSTRIA			11	480	
49 DENMARK			22	11060	
53 FINLAND			2	322	
54 FRANCE			103	11433	
55 GERMANY W	24	1078	249	42837	
67 ITALY			1	390	
73 NETHRLNDS			42	30541	
76 NORWAY	1	4237	66	33376	
85 SWEDEN			5	572	
246 CZECHO S			1	91	
277 POLAND			136	4530	
516 HONG KONG			22	14832	
559 JAPAN		640	895	28977	
990 U STATES	175	59123	5565	1559867	
LAUNCHES PLEASURE MOTIVE POWER	209	68537	7659	1827825	9153
1 U KINGDOM	NO		17	44587	
54 FRANCE			1	1441	
55 GERMANY W			2	10293	
516 HONG KONG			3	20543	
559 JAPAN			2	14939	
990 U STATES	22	100444	350	1674113	
SHIPS AND VESSELS REPAIRS ON	22	100444	375	1765916	9155
67 ITALY				6186	
954 ST PIERRE		50		15844	
990 U STATES		357		67999	
SHIPS FOREIGN BUILT COASTAL		407		90029	9156
813 BAHAMAS	NO		1	861875	
990 U STATES			1	191000	
VESSELS FOREIGN BUILT N O P			2	1052875	9157
1 U KINGDOM		21819		249439	
49 DENMARK				2200	
54 FRANCE				2272	
55 GERMANY W				4433	
73 NETHRLNDS		201291		1504931	
76 NORWAY		4500		4500	
559 JAPAN				7612	
614 AUSTRALIA				250	
815 BERMUDA				357539	
990 U STATES		4092		932392	
TRUCK TRAILERS		231702		3065568	9160
1 U KINGDOM	NO		6	30059	
990 U STATES	23	107326	489	1886704	
MOBILE HOMES	23	107326	495	1916763	9161
1 U KINGDOM	NO		1	1087	
990 U STATES	77	185639	1732	3280334	
BUGGIES CUTTERS VEHICLES N O P	77	185639	1733	3281421	9162
1 U KINGDOM		761	65	5276	
55 GERMANY W				450	
67 ITALY			10	1540	
990 U STATES	315	27339	3997	316995	
CHILDRENS CARRIAGES AND PARTS	315	28100	4072	324261	9163
1 U KINGDOM	NO	101	2780	73498	
49 DENMARK			12	298	
54 FRANCE			26	726	
55 GERMANY W	4	114	30	961	
73 NETHRLNDS	100	2000	146	2948	
990 U STATES	133	1296	3898	36878	
CHILDRENS SLEDS VEHICLES N O P	338	6190	6850	115309	9164
1 U KINGDOM				13480	
54 FRANCE				419	
55 GERMANY W				2061	
67 ITALY				56	
559 JAPAN		524		2353	
744 ARGENTINA				646	
813 BAHAMAS				2800	
990 U STATES		39484		425422	
		40008		447237	

IMPORTS INTO CANADA FOR CONSUMPTION

Commodities and Countries from which Imported	MONTH OF OCTOBER 1960		TEN MONTHS ENDED OCTOBER 1960		Class Number
	Quantities	Values (\$)	Quantities	Values (\$)	
WAGONS AND SLEDS FARM AND PTS 1 U KINGDOM 990 U STATES	NO 27	1017 20096		2089 320088	9166
	27	21113	1532	322177	
WHEELBARROWS HAND TRUCKS CARTS 1 U KINGDOM 49 DENMARK 54 FRANCE 55 GERMANY W 64 IRELAND 73 NETHRLNDS 85 SWEDEN 559 JAPAN 990 U STATES	NO 72 2 2 6 4785 4867	1487 411 199 220 81677 83994	2717 98 10 90 3 34 267 1996 82707 87922	43169 12586 1253 7055 290 5880 45167 24293 1115874 1255567	9168
TRUCKS AND CARS M O P 1 U KINGDOM 54 FRANCE 55 GERMANY W 67 ITALY 73 NETHRLNDS 990 U STATES		4294 246 734 24370 29644		38969 5676 2585 1722 1715 802832 853499	9169
AIRCRAFT NOT OVER 1500 LB WT 1 U KINGDOM 54 FRANCE 990 U STATES	NO 16 16		2 1 352 355	5006 2460 1790162 1797628	9171
AIRCRAFT 1501 TO 3000 LB WT 990 U STATES	NO 5 5		132 132	1952354 1952354	9172
AIRCRAFT 3001 TO 7500 LB WT 990 U STATES	NO		19 19	886190 886190	9173
AIRCRAFT OVER 7500 LB WEIGHT 73 NETHRLNDS 990 U STATES	NO 2 2		1 12 13	296128 14153917 14450045	9174
AIRCRAFT PTS EXCLUDING ENG PTS 1 U KINGDOM 44 BELG LUX 54 FRANCE 55 GERMANY W 67 ITALY 73 NETHRLNDS 78 PORTUGAL 85 SWEDEN 246 CZECHO S 516 HONG KONG 559 JAPAN 614 AUSTRALIA 744 ARGENTINA 752 BRAZIL 782 URUGUAY 815 BERMUDA 848 CUBA 874 MEXICO 886 P RICO 990 U STATES		1005379 484 68 1078 73 225 1085 70 7594 6348301 7364357		7838410 59 47235 4926 586 18874 4548 5457 608 4573 10820 4619 8052 136 1527 3277 2129 19919 8164 51700312 59684231	9175
PAINTINGS UNDER 20 DOLLARS 1 U KINGDOM 43 AUSTRIA 44 BELG LUX 49 DENMARK 54 FRANCE 55 GERMANY W 67 ITALY 73 NETHRLNDS 82 SPAIN 262 HUNGARY 516 HONG KONG 559 JAPAN 874 MEXICO 990 U STATES	NO 148 14 20 100 155 98 535	997 141 161 272 507 469 2547	963 1304 758 1059 696 207 1487 3380 196 594 66 724 12 770 12216	7068 6639 1168 4972 3504 604 8090 12035 790 2867 209 390 229 4547 53112	9181
PAINTINGS 20 DOLLARS OR OVER 1 U KINGDOM 43 AUSTRIA 44 BELG LUX 49 DENMARK 54 FRANCE 55 GERMANY W 59 GREECE 64 IRELAND 67 ITALY 73 NETHRLNDS 76 NORWAY 82 SPAIN 85 SWEDEN 86 SWITZRLND 262 HUNGARY 277 POLAND 279 ROUMANIA 288 YUGO SLAV 355 ISRAEL		61878 2865 37774 827 1000 2375 79696 1774 6295		488794 52719 4420 11515 223177 32027 2945 1000 54647 118182 381 16406 2232 20636 5368 1270 1617 1910 33246	9182

IMPORTS INTO CANADA FOR CONSUMPTION

185

Commodities and Countries from which Imported	MONTH OF OCTOBER 1960		TEN MONTHS ENDED OCTOBER 1960		Class Number
	Quantities	Values (\$)	Quantities	Values (\$)	
427 UN SO AFR				100	
516 HONG KONG		1110		1110	
559 JAPAN				11847	
614 AUSTRALIA				689	
774 PERU				2100	
813 BAHAMAS				780	
824 JAMAICA				150	
848 CUBA				4805	
874 MEXICO				19412	
990 U STATES		63507		903238	
		259101		2016723	
STATUES AND STATUETTES N O P					9183
1 U KINGDOM		129		18595	
43 AUSTRIA		1962		9201	
44 BELG LUX				358	
49 DENMARK		1173		11925	
54 FRANCE		199		22374	
55 GERMANY W		2676		17886	
59 GREECE				213	
67 ITALY		4200		30818	
73 NETHRLNDS		300		1821	
76 NORWAY		325		3591	
82 SPAIN				54	
85 SWEDEN				1333	
86 SWITZRLND				657	
246 CZECHO S				926	
258 GERMANY E		578		2027	
262 HUNGARY				123	
355 ISRAEL				400	
415 KENYA				3132	
422 RHOD NYAS				239	
425 TANGANYKA				1172	
427 UN SO AFR		65		65	
513 CEYLON		88		1146	
516 HONG KONG		1239		11872	
519 INOIA				2226	
524 MALAYA		264		1054	
553 CHINA COM				3000	
556 INDONESIA				331	
559 JAPAN		3526		61936	
874 MEXICO				422	
990 U STATES		7277		72210	
		24001		281107	
PORCELAIN STATUES STATUETTES					9184
1 U KINGDOM		16145		353837	
43 AUSTRIA		58		2742	
44 BELG LUX				415	
49 DENMARK		265		9738	
54 FRANCE				2045	
55 GERMANY W		8950		99335	
67 ITALY		1929		18442	
73 NETHRLNDS				545	
78 PORTUGAL				107	
82 SPAIN				325	
85 SWEDEN				65	
246 CZECHO S				503	
258 GERMANY E		1419		11940	
287 U S S R		388		388	
516 HONG KONG		134		2454	
559 JAPAN		19138		256292	
755 CHILE				440	
874 MEXICO				60	
990 U STATES		1956		19811	
		50382		779484	
MATERIAL FOR HARD METAL COMPDS					9187
1 U KINGDOM		891		15834	
85 SWEDEN		99		77112	
990 U STATES		47263		505867	
		48253		598813	
ARTICLES FOR FERTILIZER MFR					9191
55 GERMANY W				100	
990 U STATES		46427		110326	
		46427		110426	
CANADIAN GOODS RETURNED					9195
1 U KINGDOM		143918		643876	
43 AUSTRIA		1000		3438	
44 BELG LUX		5885		143304	
49 DENMARK		4000		27579	
53 FINLAND				17438	
54 FRANCE		646		108357	
55 GERMANY W		7907		213554	
59 GREECE		1665		5519	
63 ICELAND				2000	
64 IRELAND		4035		16022	
67 ITALY		25800		36991	
73 NETHRLNDS		128240		198034	
76 NORWAY		73		1303	
78 PORTUGAL				317	
82 SPAIN				6151	
85 SWEDEN		96		195460	
86 SWITZRLND		2211		72217	
246 CZECHO S				3280	
277 POLAND		1000		3959	
287 U S S R		800		480	
288 YUGO SLAV				3000	
344 ETHIOPIA				1000	

IMPORTS INTO CANADA FOR CONSUMPTION

Commodities and Countries from which Imported	MONTH OF OCTOBER 1960		TEN MONTHS ENDED OCTOBER 1960		Class Number
	Quantities	Values (\$)	Quantities	Values (\$)	
347 IRAN				4100	
352 IRAQ				875	
355 ISRAEL				11043	
363 LEBANON				11150	
382 TURKEY				18065	
385 UAR EGYPT				1800	
414 GHANA				4220	
415 KENYA				70394	
418 NIGERIA				500	
422 RHOD NYAS				460	
426 UGANDA				3500	
427 UN SO AFR		16287		92039	
429 B AFR NES				800	
443 ALGERIA				9785	
449 BEL CONGO				3394	
468 LIBERIA		5045		7959	
473 MOROCCO				1040	
513 CEYLON				2075	
516 HONG KONG				2533	
519 INDIA		2300		88504	
524 MALAYA		2232		27195	
527 PAKISTAN		2052		19972	
548 CAMB LAOS				14690	
556 INDONESIA				1363	
559 JAPAN				10614	
583 THAILAND		1195		1195	
586 VIET NAM				425	
614 AUSTRALIA		4386		43647	
622 NEW ZEAL		1185		19978	
716 B GUIANA		221		25938	
744 ARGENTINA		1000		11127	
747 BOLIVIA				4432	
752 BRAZIL		4000		16175	
755 CHILE				13413	
758 COLOMBIA				60658	
763 ECUADOR		700		700	
774 PERU		50		5994	
777 SURINAM				750	
782 URUGUAY		900		13816	
785 VENEZUELA		100		74777	
813 BAHAMAS		19500		71815	
815 BERMUDA		3829		140027	
822 BARBADOS		1174		7044	
824 JAMAICA		33084		56028	
826 LEEW WIND				389	
828 TRINIDAD		839		25321	
845 C RICA		927		927	
848 CUBA		900		22255	
855 DOM REP				5817	
864 GUATEMALA		1504		1504	
867 HAITI				9294	
874 MEXICO		5400		99544	
876 NETH ANT				360	
883 PANAMA		200		200	
886 P RICO				208	
954 ST PIERRE				23884	
990 U STATES		1609370		16847311	
		2045656		19716702	
EXWAREHOUSED SHIPS STORES NOP					9197
1 U KINGDOM		8949		143173	
54 FRANCE		265		8727	
55 GERMANY W		304		848	
67 ITALY				55	
73 NETHRLNDS		1235		6496	
76 NORWAY				2061	
78 PORTUGAL		55		880	
716 B GUIANA		530		904	
822 BARBADOS				60	
828 TRINIDAD				222	
886 P RICO		184		7028	
990 U STATES		20335		155420	
		31857		325874	
BATTERY JARS GLASS OR RUBBER					9199
1 U KINGDOM		23083		44253	
55 GERMANY W		361		4618	
990 U STATES		83350		1029566	
		106794		1078437	
CORSET CLASPS STEELS WIRES					9202
1 U KINGDOM		906		15757	
990 U STATES		3002		13266	
		3908		29023	
FEATHERS FLOWERS ART FOR HATS					9204
1 U KINGDOM		424		5299	
43 AUSTRIA				313	
54 FRANCE		3139		66040	
55 GERMANY W		9690		66265	
67 ITALY				5072	
73 NETHRLNDS				650	
86 SWITZRLND				74	
246 CZECHO S		413		6746	
258 GERMANY E		14322		51852	
516 HONG KONG		1642		31211	
559 JAPAN		5100		186532	
886 P RICO				1552	
990 U STATES		40842		330743	
		75572		752349	

IMPORTS INTO CANADA FOR CONSUMPTION

Commodities and Countries from which Imported	MONTH OF OCTOBER 1960		TEN MONTHS ENDED OCTOBER 1960		Class Number
	Quantities	Values (\$)	Quantities	Values (\$)	
RESCUE APPARATUS					9207
1 U KINGDOM		1940		21213	
49 DENMARK				1345	
54 FRANCE		828		1540	
55 GERMANY W		933		15014	
73 NETHRLNDS				2680	
85 SWEDEN				3000	
559 JAPAN				812	
614 AUSTRALIA				548	
990 U STATES		189084		1987299	
		192785		2033451	
MATERIALS FOR TEXTILE PRINTING					9208
1 U KINGDOM		3231		11200	
990 U STATES		6864		72794	
		10095		83994	
SALTS OF THORIUM OR CERIUM					9209
990 U STATES		6468		18555	
		6468		18555	
VACCINE AND PLASMA CONTAINERS					9212
1 U KINGDOM		1705		9546	
427 UN SO AFR				518	
990 U STATES		65971		405717	
		67676		415781	
GOODS FREE BY ORDER IN COUNCIL					9213
1 U KINGDOM		650		1850	
990 U STATES		2087		21154	
		2737		23004	
SAFETY GLASS SHEET ADHESIVES					9215
990 U STATES		34808		693670	
		34808		693670	
CARTRIDGES SHOT GUN SHELLS					9237
43 AUSTRIA				6941	
54 FRANCE				71424	
55 GERMANY W		1186		2680	
67 ITALY		1733		2656	
990 U STATES		2301		96900	
		5220		180601	
DEXTROSE SOLUTIONS THERAPEUTIC					9238
427 UN SO AFR				1424	
990 U STATES		35483		665937	
		35483		667361	
METALLIC CARTRIDGES AMMUNITION					9239
1 U KINGDOM		11028		34702	
49 DENMARK				814	
53 FINLAND		81		2697	
54 FRANCE				19740	
55 GERMANY W				6161	
67 ITALY				837	
73 NETHRLNDS				27570	
85 SWEDEN		3750		25298	
990 U STATES		13104		128891	
		27963		246710	
BLACKBOARDS OF SLATE OR PAPER					9240
1 U KINGDOM				66	
49 DENMARK				1304	
67 ITALY		4791		38292	
78 PORTUGAL		751		2004	
990 U STATES		37532		360103	
		43074		401769	
BIOLOGICAL PRODUCTS N O P					9242
1 U KINGDOM		8939		114993	
43 AUSTRIA				4728	
49 DENMARK				310	
54 FRANCE				2604	
55 GERMANY W				368	
85 SWEDEN				5054	
614 AUSTRALIA				179	
990 U STATES		149885		1670173	
		158824		1798409	
BASKETS OF ALL KINDS N O P					9243
1 U KINGDOM		130		3404	
43 AUSTRIA				230	
44 BELG LUX		433		5224	
49 DENMARK				85	
54 FRANCE		140		6278	
55 GERMANY W		1531		8382	
67 ITALY		176		4250	
73 NETHRLNDS				181	
78 PORTUGAL		2950		13686	
82 SPAIN				2717	
85 SWEDEN				229	
246 CZECHO S		6912		22928	
258 GERMANY E				1091	
262 HUNGARY				4148	
277 POLAND		5530		49515	
288 YUGO SLAV		476		8095	
516 HONG KONG		6221		34088	
519 INDIA				64	
553 CHINA COM				1221	
559 JAPAN		26363		101298	
752 BRAZIL				1096	
874 MEXICO		71		9116	
990 U STATES		31075		214293	
		82008		491619	
COMMUNION SETS CHURCH ARTICLES					9244
1 U KINGDOM		1303		38555	

IMPORTS INTO CANADA FOR CONSUMPTION

Commodities and Countries from which Imported	MONTH OF OCTOBER 1960		TEN MONTHS ENDED OCTOBER 1960		Class Number
	Quantities	Values (\$)	Quantities	Values (\$)	
43 AUSTRIA				2544	
44 BELG LUX		1335		10000	
49 DENMARK				336	
54 FRANCE		4305		192099	
55 GERMANY W		16168		97944	
59 GREECE				407	
64 IRELAND		3348		9027	
67 ITALY		34665		487091	
73 NETHRLNDS		3355		11557	
78 PORTUGAL				558	
82 SPAIN		182		4497	
86 SWITZRLND				8360	
246 CZECHO S		2951		71991	
258 GERMANY E				384	
355 ISRAEL		968		3862	
358 JORDAN				234	
516 HONG KONG		3058		39657	
519 INDIA				584	
553 CHINA COM				667	
559 JAPAN		14579		139124	
874 MEXICO		452		2179	
990 U STATES		50985		478311	
		137654		1599968	
CARTRIDGE CASES GUN WADES CAPS					9246
1 U KINGDOM		3380		4147	
55 GERMANY W		6315		11284	
67 ITALY				1421	
85 SWEDEN				971	
559 JAPAN				613	
990 U STATES		1811		37860	
		11506		56296	
AMMUNITION N O P					9247
1 U KINGDOM		75242		172908	
55 GERMANY W		5384		26416	
85 SWEDEN				390	
86 SWITZRLND				2184	
990 U STATES		45949		1288990	
		126575		1490888	
ELECTRICAL ENERGY					9249
990 U STATES	MKWH				
	111	1844	114288	454228	
	111	1844	114288	454228	
INCUBATORS BROODERS AND PARTS					9252
990 U STATES	NO				
	263	36816	5377	323915	
	263	36816	5377	323915	
IRON SAND PRESSURE BLASTING					9253
1 U KINGDOM		8786		40849	
55 GERMANY W				636	
67 ITALY		1930		5115	
85 SWEDEN				2586	
990 U STATES		49491		501071	
		60207		550257	
BALL POINT PENS AND PARTS					9254
1 U KINGDOM		343		15843	
49 DENMARK				516	
54 FRANCE				2050	
55 GERMANY W		1593		18391	
67 ITALY		847		16413	
85 SWEDEN				796	
86 SWITZRLND		585		585	
355 ISRAEL				1271	
559 JAPAN				5848	
990 U STATES		217662		2077433	
		221030		2139146	
ALABASTER SPAR AMBER ORNAMENTS					9255
1 U KINGDOM		18945		201874	
43 AUSTRIA		3485		11622	
44 BELG LUX				593	
49 DENMARK		1736		5464	
54 FRANCE		2926		28471	
55 GERMANY W		31186		181781	
67 ITALY		7783		61412	
73 NETHRLNDS				324	
85 SWEDEN		798		2442	
86 SWITZRLND		269		558	
246 CZECHO S		95		2700	
258 GERMANY E		15643		88932	
262 HUNGARY				205	
277 POLAND		6188		70368	
516 HONG KONG		42194		393773	
519 INDIA		1008		1008	
553 CHINA COM		951		4873	
559 JAPAN		99407		470831	
874 MEXICO				466	
990 U STATES		54915		401004	
		287529		1928701	
MACHINE CARD CLOTHING					9256
1 U KINGDOM		19995		171849	
44 BELG LUX		1376		3514	
55 GERMANY W		1364		14021	
990 U STATES		12507		92229	
		35242		281613	
PENCILS BLACK LEAD N O P					9257
1 U KINGDOM	GROSS	306	1034	9272	25144
49 DENMARK				12	154
55 GERMANY W		120	608	11886	34602
246 CZECHO S		610	915	8452	10726

IMPORTS INTO CANADA FOR CONSUMPTION

139

Commodities and Countries from which Imported	MONTH OF OCTOBER 1960		TEN MONTHS ENDED OCTOBER 1960		Class Number	
	Quantities	Values (\$)	Quantities	Values (\$)		
553 CHINA COM	2000	959	3599	1681		
559 JAPAN	300	321	14934	11621		
990 U STATES	346	804	9287	26823		
PENCILS MECHANICAL	3682	4641	57442	110751		
1 U KINGDOM		96		4459	9258	
49 DENMARK		245		2152		
54 FRANCE		174		994		
55 GERMANY W		731		3235		
85 SWEDEN				364		
559 JAPAN		625		5552		
990 U STATES		6349		57012		
PENS FOUNTAIN EXPT BALL POINT		8220		73768		
1 U KINGDOM		336		7825	9259	
55 GERMANY W		50		3499		
67 ITALY		7501		89731		
73 NETHRLNDS		200		1233		
316 HONG KONG				1195		
553 CHINA COM				95		
559 JAPAN				3023		
990 U STATES		1843		31355		
PENS N O P PENHOLDERS RULERS		9930		137956		
1 U KINGDOM		208		33053	9260	
54 FRANCE				944		
55 GERMANY W		718		14942		
67 ITALY		1311		11047		
73 NETHRLNDS		1270		5990		
516 HONG KONG				1235		
559 JAPAN		2068		19809		
990 U STATES		29862		169436		
PRECIOUS STONES NOT MOUNTED		35437		256456		
1 U KINGDOM		35225		286390	9262	
43 AUSTRIA		30754		304299		
44 BELG LUX		3875		7390		
54 FRANCE		4040		60248		
55 GERMANY W		41352		294623		
67 ITALY		97		2061		
73 NETHRLNDS		1581		9053		
82 SPAIN				3630		
86 SWITZRLND		4434		29411		
246 CZECHO S		28100		128405		
516 HONG KONG		178		39462		
519 INDIA		147		16129		
545 BURMA				1976		
553 CHINA COM		164		2004		
559 JAPAN		36816		571922		
583 THAILAND		783		2963		
614 AUSTRALIA		1023		9870		
752 BRAZIL				1015		
758 COLOMBIA				12501		
874 MEXICO		833		10003		
990 U STATES		63348		591327		
PULLEYS BELT POWER TRANS NOP		252750		2384682		
1 U KINGDOM		3441		29140	9263	
55 GERMANY W		352		1708		
85 SWEDEN				77		
990 U STATES		62146		616819		
SHOW CASES AND METAL PARTS		65939		647744		
1 U KINGDOM				1505	9265	
55 GERMANY W				7561		
73 NETHRLNDS				950		
990 U STATES		30371		297498		
SIGNS LETTERS OTHER THAN PAPER		30371		307514		
1 U KINGDOM		2416		29644	9266	
44 BELG LUX				7950		
54 FRANCE		233		2071		
55 GERMANY W		481		4922		
73 NETHRLNDS				116		
85 SWEDEN		191		1977		
86 SWITZRLND				786		
559 JAPAN		286		1278		
990 U STATES		86473		799087		
MEASURING RULES AND TAPES		90080		847831		
1 U KINGDOM		8895		94757	9267	
49 DENMARK				158		
54 FRANCE				61		
55 GERMANY W		3737		29761		
73 NETHRLNDS		1139		4894		
86 SWITZRLND				2486		
516 HONG KONG				1135		
559 JAPAN		1193		12768		
990 U STATES		50934		407943		
WASTE AND JUNK N O P		65898		553963		
1 U KINGDOM	CWT	430	2189	3003	12194	9269
990 U STATES		148203	15297	3544732	171582	
		148633	17486	3547735	183776	
WAX VEGETABLE AND MINERAL NOP	LB	250	514	2585	2637	9270

IMPORTS INTO CANADA FOR CONSUMPTION

Commodities and Countries from which Imported	MONTH OF OCTOBER 1960		TEN MONTHS ENDED OCTOBER 1960		Class Number
	Quantities	Values (\$)	Quantities	Values (\$)	
55 GERMANY W			70151	35940	
258 GERMANY E	22000	2953	59535	7988	
752 BRAZIL	15866	8925	277554	205546	
874 MEXICO	4372	2265	17890	10130	
990 U STATES	104020	70761	1187716	816016	
	146508	85418	1615431	1078257	
WAX AND MANUFACTURES					9271
1 U KINGDOM		857		4553	
55 GERMANY W		13629		58302	
67 ITALY		108		596	
86 SWITZRLND				1457	
427 UN SO AFR				30683	
990 U STATES		28529		276893	
		43123		372484	
PREFAB BLDGS PANELS					9273
1 U KINGDOM		78810		851917	
55 GERMANY W				1736	
67 ITALY		276941		796069	
990 U STATES		368385		2862013	
		724136		4511735	
UNENUMERATED ARTICLES					9274
990 U STATES				180442	
				180442	
SHIPMENTS UNDER 50 DOLLARS					9275
1 U KINGDOM		109226		1090234	
19 MALTA				133	
43 AUSTRIA		4379		25954	
44 BELG LUX		3493		31344	
49 DENMARK		4560		38013	
53 FINLAND		781		3440	
54 FRANCE		18521		159448	
55 GERMANY W		46554		335470	
59 GREECE		65		7776	
63 ICELAND				81	
64 IRELAND		315		3927	
67 ITALY		11140		92703	
73 NETHRLNDS		8502		87341	
76 NORWAY		1469		12953	
78 PORTUGAL		765		7907	
82 SPAIN		1709		11825	
85 SWEDEN		4859		42112	
86 SWITZRLND		7282		58203	
245 BULGARIA				208	
246 CZECHOS		1243		8150	
258 GERMANY E		798		3424	
262 HUNGARY		1242		4998	
277 POLAND		497		5778	
279 ROUMANIA				854	
287 U S S R		268		1785	
288 YUGO SLAV		312		1680	
316 CYPRUS				4	
319 KUWAIT				15	
347 IRAN				69	
352 IRAQ				13	
355 ISRAEL		74		2991	
358 JORDAN		79		315	
363 LEBANON		70		1366	
366 LIBYA				150	
377 SUDAN				94	
382 TURKEY		61		129	
385 UAR EGYPT				1007	
386 UAR SYRIA				554	
414 GHANA				342	
415 KENYA		146		1563	
418 NIGERIA				100	
422 RHOD NYAS				133	
425 TANGANYKA		97		558	
427 UN SO AFR		632		6799	
429 B AFR NES				183	
443 ALGERIA		170		522	
446 ANGOLA				4	
449 BEL CONGO				130	
454 FR EQ AFR				104	
457 FR W AFR				120	
462 FR AF NES				173	
465 GUINEA				125	
473 MOROCCO		33		265	
513 CEYLON				375	
516 HONG KONG		10172		91388	
519 INDIA		1068		9106	
524 MALAYA		93		1292	
527 PAKISTAN		340		1419	
529 B E I NES				238	
545 BURMA		153		153	
548 CAMB LAOS				10	
553 CHINA COM		128		3330	
556 INDONESIA		121		181	
559 JAPAN		23839		242435	
564 KOREA				59	
567 PHIL		144		1914	
578 TAIWAN		156		1580	
583 THAILAND		28		948	
586 VIET NAM				58	
614 AUSTRALIA		894		10697	
617 FIJI		71		73	
622 NEW ZEAL		115		857	

IMPORTS INTO CANADA FOR CONSUMPTION

Commodities and Countries from which Imported	MONTH OF OCTOBER 1960		TEN MONTHS ENDED OCTOBER 1960		Class Number
	Quantities	Values (\$)	Quantities	Values (\$)	
716 B GUIANA		392		2623	
744 ARGENTINA		71		803	
752 BRAZIL				1304	
755 CHILE		80		4306	
758 COLOMBIA				595	
763 ECUADOR		146		896	
774 PERU		221		798	
782 URUGUAY		68		207	
785 VENEZUELA				164	
813 BAHAMAS		400		832	
815 BERMUDA		147		6041	
817 B HOND		206		1912	
822 BARBADOS		195		1294	
824 JAMAICA		95		3772	
826 LEEW WIND		52		149	
828 TRINIDAD		44		1222	
845 C RICA		10		73	
848 CUBA		345		3931	
855 DOM REP		29		166	
857 EL SALVD		3		93	
864 GUATEMALA		82		1981	
867 HAITI		172		829	
869 HONDURAS		456		1011	
874 MEXICD		582		16993	
879 NICARAGUA		1		1	
883 PANAMA				153	
886 P RICO		945		5195	
949 GREENLAND				18	
954 ST PIERRE		298		1441	
990 U STATES		4455994		42013130	
		4727698		44491615	

IMPORTS INTO CANADA FOR CONSUMPTION

Commodities and Countries from which Imported	MONTH OF OCTOBER 1960		TEN MONTHS ENDED OCTOBER 1960		Class Number
	Quantities	Values (\$)	Quantities	Values (\$)	
<u>GROUP 10</u>					
<u>SPECIAL TRANSACTIONS NON TRADE</u>					
GOLD UNREFINED	TR OZ				
990 U STATES			15516	363224	9905
			15516	363224	
GOLD REFINED	TR OZ				
1 U KINGDOM	6429	238973	6429	238973	9925
55 GERMANY W	32	1042	84	2878	
86 SWITZRLND	32	1130	1547	51149	
813 BAHAMAS	5372	185499	54688	1869056	
990 U STATES	285	10802	3158	119964	
	12150	437446	65906	2282020	
GOLD COIN					
1 U KINGDOM		26651		110925	9945
86 SWITZRLND		67944		133961	
990 U STATES				5262	
		94595		250148	
CURRENT COIN N O P					
1 U KINGDOM				498	9965
54 FRANCE				100	
86 SWITZRLND				1052	
519 INDIA				717	
874 MEXICO				1949	
990 U STATES		66313		670775	
		66313		675091	
IMPORTS FOR DIPLOMATS ETC					
1 U KINGDOM		512725		4311097	9980
43 AUSTRIA		4220		8985	
44 BELG LUX		78959		517309	
49 DENMARK		810		21108	
53 FINLAND		53		10737	
54 FRANCE		221218		2479114	
55 GERMANY W		346515		2682605	
59 GREECE		11224		49944	
63 ICELAND				6	
64 IRELAND				3485	
67 ITALY		4094		91120	
73 NETHRLNDS		12197		113139	
76 NORWAY		200		36383	
78 PORTUGAL				10118	
82 SPAIN		517		30390	
85 SWEDEN		566		11819	
86 SWITZRLND		1961		38464	
246 CZECHO S		2200		27513	
277 POLAND		144		5081	
287 U S S R		2434		21884	
288 YUGO SLAV		535		7460	
319 KUWAIT				6500	
347 IRAN				431	
355 ISRAEL				13704	
363 LEBANON				1705	
382 TURKEY				488	
385 UAR EGYPT				86287	
386 UAR SYRIA				2000	
414 GHANA				145	
427 UN SO AFR		2285		16601	
429 B AFR NES		4725		8120	
449 BEL CONGO		295		8430	
473 MOROCCO				2000	
513 CEYLON		800		4650	
516 HONG KONG		883		8632	
519 INDIA		1678		28010	
524 MALAYA				1730	
527 PAKISTAN				16657	
553 CHINA COM				185	
556 INDONESIA				8628	
559 JAPAN		34341		67008	
567 PHIL		200		8022	
586 VIET NAM		3676		10212	
614 AUSTRALIA		1117		15899	
622 NEW ZEAL				54601	
716 B GUIANA				7	
744 ARGENTINA		1000		13428	
752 BRAZIL				12577	
755 CHILE				789	
758 COLOMBIA		1221		1221	
763 ECUADOR				500	
774 PERU				4961	
785 VENEZUELA		82464		92397	
815 BERMUDA				188	
822 BARBADOS				798	
824 JAMAICA				7406	
828 TRINIDAD		500		2351	
848 CUBA		72		5129	
855 DOM REP				532	
867 HAITI		966		1956	
874 MEXICO		616		6583	
883 PANAMA				250	
886 P RICO				4579	
949 GREENLAND				835	
954 ST PIERRE				2421	

IMPORTS INTO CANADA FOR CONSUMPTION

Commodities and Countries from which imported	MONTH OF OCTOBER 1960		TEN MONTHS ENDED OCTOBER 1960		Class Number
	Quantities	Values (\$)	Quantities	Values (\$)	
990 U STATES		2553412		34507312	
SETTLERS EFFECTS		3890823		45514626	9982
1 U KINGDOM		225779		2132952	
19 MALTA		100		8205	
43 AUSTRIA		4460		61859	
44 BELG LUX		11027		164348	
49 DENMARK		16948		142218	
53 FINLAND		12510		59210	
54 FRANCE		39443		328442	
55 GERMANY W		111402		1373061	
59 GREECE		7390		29334	
63 ICELAND				200	
64 IRELAND				27427	
67 ITALY		35680		239703	
73 NETHRLNDS		66544		1757368	
76 NORWAY		3697		40663	
78 PORTUGAL		4321		34939	
82 SPAIN		260		5105	
85 SWEDEN		7800		157402	
86 SWITZRLND		5836		152038	
246 CZECHOS				4076	
262 HUNGARY		1300		29280	
277 POLAND		3975		55752	
279 ROUMANIA		200		3965	
287 U S S R				2575	
288 YUGO SLAV				11791	
329 B M E NES				425	
344 ETHIOPIA				2200	
347 IRAN				7760	
352 IRAQ				2380	
355 ISRAEL		3250		54885	
358 JORDAN				460	
363 LEBANON		35000		44995	
366 LIBYA				925	
369 SAUD ARAB				5400	
382 TURKEY		850		21803	
385 UAR EGYPT		100		5160	
414 GHANA				2330	
415 KENYA		405		8535	
418 NIGERIA				670	
422 RHOD NYAS				9094	
425 TANGANYKA				2000	
427 UN SO AFR		16221		106941	
429 B AFR NES				2267	
443 ALGERIA				6800	
449 BEL CONGO		2789		2789	
462 FR AF NES				100	
468 LIBERIA				450	
473 MOROCCO		2510		16543	
476 MOZAMBQUE				500	
479 PT AF NES				286	
513 CEYLON				4185	
516 HONG KONG		9875		84277	
519 INDIA		1350		62459	
524 MALAYA		1558		28971	
527 PAKISTAN		6111		41939	
529 BE I NES				2070	
545 BURMA		60		4588	
548 CAMB LAOS				2200	
553 CHINA COM		150		1300	
556 INDONESIA		5728		18702	
559 JAPAN		6369		43324	
567 PHIL		544		22608	
578 TAIWAN				800	
583 THAILAND				1315	
586 VIET NAM				826	
614 AUSTRALIA		17575		81882	
617 FIJI				580	
622 NEW ZEAL		7115		24878	
654 FR NE OCE				460	
716 B GUIANA				7527	
744 ARGENTINA		5730		37430	
747 BOLIVIA				1417	
752 BRAZIL		1650		79965	
755 CHILE		600		7750	
758 COLOMBIA		1085		27615	
763 ECUADOR				8650	
769 PARAGUAY				300	
774 PERU		1250		17962	
782 URUGUAY		1905		5605	
785 VENEZUEL A		24476		129768	
813 BAHAMAS		1200		12256	
815 BERMUDA		4300		32857	
817 B HOND				925	
822 BARBADOS		2350		5820	
824 JAMAICA		9190		44015	
826 LEEW WIND		845		6325	
828 TRINIDAD		650		25770	
845 C RICA				3110	
848 CUBA				4013	
855 DOM REP				8345	
864 GUATEMALA				3207	
867 HAITI		500		6890	
874 MEXICO				26104	
876 NETH ANT				12723	

IMPORTS INTO CANADA FOR CONSUMPTION

Commodities and Countries from which Imported	MONTH OF OCTOBER 1960		TEN MONTHS ENDED OCTOBER 1960		Class Number
	Quantities	Values (\$)	Quantities	Values (\$)	
879 NICARAGUA		2100		2300	
883 PANAMA				300	
886 P R I C O				747	
954 S T P I E R R E		945		2019	
990 U S T A T E S		1645702		18221350	
		2388735		26298040	
PRIVATE DONATIONS AND GIFTS					9984
1 U K I N G D O M		7834		112643	
43 A U S T R I A		150		3707	
44 B E L G I U M				2914	
49 D E N M A R K		645		3387	
53 F I N L A N D		450		712	
54 F R A N C E		200		12581	
55 G E R M A N Y W		2380		26570	
59 G R E E C E				131	
64 I R E L A N D				3522	
67 I T A L Y		500		2248	
73 N E T H E R L A N D S		4779		14759	
76 N O R W A Y		150		3110	
78 P O R T U G A L				110	
82 S P A I N				150	
85 S W E D E N		883		2105	
86 S W I T Z E R L A N D		57		2352	
246 C Z E C H O S L O V A K I A				393	
258 G E R M A N Y E				10	
262 H U N G A R Y				164	
277 P O L A N D				124	
287 U S S R		50		123	
288 Y U G O S L A V I A				57	
355 I S R A E L				56	
363 L E B A N O N				78	
382 T U R K E Y				25	
385 U A R E G Y P T		380		567	
414 G H A N A				20	
415 K E N Y A				54	
422 R H O D E S I A				930	
427 U N I T E D S O U T H A F R I C A				1530	
449 B E L G I U M				23	
473 M O R O C C O				10	
513 C E Y L O N				3	
516 H O N G K O N G				4069	
519 I N D I A				1313	
524 M A L A Y A				47	
527 P A K I S T A N				283	
553 C H I N A				5	
556 I N D O N E S I A				40	
559 J A P A N		200		1100	
564 K O R E A				40	
575 P H I L I P P I N E S				2	
578 T A I W A N				56	
586 V I E T N A M				166	
614 A U S T R A L I A				1017	
622 N E W Z E A L A N D				708	
716 B R I T I S H G U I A N A				311	
744 A R G E N T I N A				3016	
752 B R A Z I L				12	
755 C H I L E				10	
758 C O L O M B I A				15	
774 P E R U				39	
777 S U R I N A M				5	
785 V E N E Z U E L A				232	
813 B A H A M A S		500		6845	
815 B E R M U D A		808		4072	
822 B A R B A D O S				1046	
824 J A M A I C A				53	
826 L E E W A R D I S L A N D S				3	
828 T R I N I D A D				80	
848 C U B A				2	
874 M E X I C O				175	
886 P R I C O				12	
954 S T P I E R R E				22	
990 U S T A T E S		55834		680503	
		75800		900467	
TOURIST PURCHASES DUTY FREE					9986
1 U K I N G D O M		610736		3476984	
15 G I B R A L T A R		417		617	
19 M A L T A		710		1939	
43 A U S T R I A		14221		96460	
44 B E L G I U M		4694		36436	
49 D E N M A R K		14709		94238	
53 F I N L A N D		2501		16284	
54 F R A N C E		129953		669476	
55 G E R M A N Y W		96065		696552	
59 G R E E C E		3153		19127	
63 I C E L A N D		79		1995	
64 I R E L A N D		17367		111648	
67 I T A L Y		102520		600080	
73 N E T H E R L A N D S		35685		269659	
76 N O R W A Y		5499		38431	
78 P O R T U G A L		5754		38570	
82 S P A I N		9885		72528	
85 S W E D E N		6048		36590	
86 S W I T Z E R L A N D		40050		257323	
245 B U L G A R I A				287	
246 C Z E C H O S L O V A K I A		2611		21270	
262 H U N G A R Y		606		2543	

IMPORTS INTO CANADA FOR CONSUMPTION

123

Commodities and Countries from which Imported	MONTH OF OCTOBER 1960		TEN MONTHS ENDED OCTOBER 1960		Class Number
	Quantities	Values (\$)	Quantities	Values (\$)	
277 POLAND		1523		17679	
279 ROUMANIA		58		245	
287 U S S R		776		9722	
288 YUGO SLAV		912		3406	
329 B M E NES		30		450	
347 IRAN				1478	
352 IRAQ				30	
355 ISRAEL		5187		74397	
358 JORDAN				474	
363 LEBANON		748		5448	
366 LIBYA				185	
382 TURKEY		244		502	
385 UAR EGYPT		18780		88465	
386 UAR SYRIA				887	
414 GHANA		73		73	
415 KENYA				220	
418 NIGERIA		495		684	
422 RHOD NYAS				531	
429 B AFR NES		1350		16197	
443 ALGERIA				81	
468 LIBERIA				149	
473 MOROCCO				1452	
513 CEYLON				973	
516 HONG KONG		13018		192167	
519 INDIA		899		20451	
524 MALAYA				1007	
527 PAKISTAN		66		2114	
548 CAMB LAOS				165	
553 CHINA COM				445	
559 JAPAN		10102		256213	
564 KOREA				285	
578 TAIWAN				4862	
583 THAILAND		95		460	
586 VIET NAM		297		2992	
614 AUSTRALIA		2901		28877	
617 FIJI		300		1286	
622 NEW ZEAL		771		7351	
716 B GUIANA		80		1166	
744 ARGENTINA		502		10088	
747 BOLIVIA				1470	
752 BRAZIL		690		25977	
755 CHILE				1324	
758 COLOMBIA		754		1443	
763 ECUADOR				273	
774 PERU		1474		17235	
782 URUGUAY		77		446	
785 VENEZUELA		291		8066	
813 BAHAMAS		9009		154114	
815 BERMUDA		20314		322739	
822 BARBADOS		3085		62685	
824 JAMAICA		12407		233164	
826 LEEW WIND		39		5338	
828 TRINIDAD		625		15677	
845 C RICA				183	
848 CUBA		510		11904	
855 DOM REP				50	
862 FR WIND				50	
864 GUATEMALA				2039	
867 HAITI		971		26800	
874 MEXICO		22755		392859	
876 NETH ANT		97		24817	
879 NICARAGUA				320	
883 PANAMA		36		9345	
886 P RICO		772		26665	
887 VIRGIN IS		333		7043	
949 GREENLAND		776		11111	
954 ST PIERRE		10373		60474	
990 U STATES		6927242		60536292	
		8175100		69272604	
IMPORTS FOR EXHIB COMPETITION					9988
1 U KINGDOM		3000		1590902	
54 FRANCE		75000		91325	
55 GERMANY W				203200	
67 ITALY		31000		243760	
73 NETHRLNDS		7782773		7833363	
82 SPAIN				17000	
85 SWEDEN				2000	
86 SWITZRLND				85377	
245 BULGARIA				1000	
246 CZECHO S				60468	
287 U S S R				276150	
559 JAPAN				74448	
614 AUSTRALIA				3076	
752 BRAZIL				20000	
774 PERU				4800	
826 LEEW WIND				22256	
874 MEXICO				239	
990 U STATES		424936		8164920	
		8316709		18694284	
MOTION PICT FILM NOT SOLD EXP	FT				9990
1 U KINGDOM	22169	1748	289057	18427	
44 BELG LUX			73324	2645	
54 FRANCE	67820	6558	390658	26129	
55 GERMANY W			13055	1043	
73 NETHRLNDS			600	744	
85 SWEDEN			590	165	

IMPORTS INTO CANADA FOR CONSUMPTION

Commodities and Countries from which Imported	MONTH OF OCTOBER 1960		TEN MONTHS ENDED OCTOBER 1960		Class Number
	Quantities	Values (\$)	Quantities	Values (\$)	
385 UAR EGYPT	9 166	1 100	142 640	1 690 0	
559 JAPAN			5 000	3 20	
614 AUSTRALIA			14 975	1 164	
815 BERMUDA			3 700	240	
822 BARBADOS			1 300	327	
874 MEXICO			350	900	
954 ST PIERRE	19 091	1 800	113 497	1 331 4	
990 U STATES	114 977 5	160 513	856 451 7	123 700 9	
	126 802 1	171 719	961 326 3	131 932 7	
PHOTO FILM PLATES NOT SOLD EXP					9992
1 U KINGDOM				54 22	
54 FRANCE		758		890	
73 NETHRLNDS				385	
385 UAR EGYPT				2000	
815 BERMUDA				100	
828 TRINIDAD				1014	
990 U STATES		4033		59694	
		4791		69505	

Value, Price and Volume Indexes of Imports for Consumption

The following table gives index numbers of the declared (statistical) value of imports for consumption by months, and of the unit value (price) and volume of these imports. The value index expresses the value of imports in a given month as a percentage of the monthly average in the base year. The price index is of the fixed-weight aggregative (Laspeyres) type, and combines unit values calculated from the monthly import statistics with specified wholesale or other price quotations. These latter quotations are used where inadequate quantity reporting or insufficiently homogeneous items in the trade statistics prevent the obtaining of sufficiently representative unit value series. The volume index is derived by dividing the value index by the corresponding price index, and is, therefore, of the currently-weighted (Paasche) type. These indexes are computed with 1948 as an interim reference base pending conversion to the Bureau's official post-war reference base (1949).

In computing the price index certain adjustments were made to the regular grouping of commodities used in the trade statistics, and all three indexes are presented on the basis of these adjusted groups. The chief adjustments are as follows: the two groups "agricultural and vegetable products" and "animals and animal products" have been combined into one group now titled "agricultural and animal products"; the sub-group "rubber and its products" (1678-1732) and the item "advertising matter" (4291) have been transferred to the "miscellaneous products" group; three "ships" items (9155-57) have been transferred to the "iron and steel and their products" group; and a few other adjustments designed to improve group classification by component material have been made. Beginning with statistics for January, 1960, the trade totals used for the purpose of all three indexes are also adjusted for "Special Transactions - Non-Trade" as described in the blue pages of the January, 1960, issue of this report. It should be noted that the item "arms, etc., British or N.A.T.O. countries" (9196) was already being deducted for index purposes from the "miscellaneous products" group and from the grand total prior to January, 1960.

These indexes are currently computed from the original data for months, quarters and calendar years. Approximate indexes for other periods may be obtained by averaging the monthly values. Although such indexes will be less accurate than would result from a separate computation based on the original data, the margin of error is insufficient to necessitate a lengthy separate computation.

A complete record of these series by months for the post-war period is published in issues of Volume I of the annual report "Trade of Canada". Some additional commodity information appears in issues of the "Review of Foreign Trade". Details of the computation of the price indexes are given in D.B.S. Reference Paper, No. 8, 1950, titled "Export and Import Price Indexes by Months, July, 1945- June, 1950 (1948 = 100)".

MONTHLY INDEX NUMBERS OF DECLARED VALUES, PRICES AND PHYSICAL VOLUME OF IMPORTS FOR CONSUMPTION, BY GROUPS

Interim base, 1948 = 100

Month	Total			Agricultural and Animal Products			Fibres and Textiles			Wood Products and Paper			
	1958	1959	1960	1958	1959	1960	1958	1959	1960	1958	1959	1960	
INDEX OF DECLARED VALUES													
1	January	178.4	184.8	183.1	148.9	153.2	131.0	111.0	111.0	121.3	292.9	316.5	321.1
2	February	164.1	174.9	207.5	133.7	133.0	149.7	101.7	109.0	134.8	289.0	355.2	396.2
3	March	191.9	198.3	217.2	151.6	152.0	159.8	120.1	111.2	134.9	357.1	344.2	385.9
4	April	200.2	237.2	218.6	181.8	187.5	187.0	120.8	135.0	126.0	298.0	374.9	347.8
5	May	217.2	231.9	236.5	209.4	216.6	215.5	115.1	131.2	134.8	313.3	356.4	384.4
6	June	200.0	234.9	223.0	181.6	191.7	193.9	106.4	125.4	126.5	330.2	383.9	382.9
7	July	191.2	219.3	194.2	170.5	176.1	162.2	109.3	118.5	122.1	315.1	350.1	332.4
8	August	169.8	195.9	203.8	177.2	169.6	179.1	102.3	113.9	127.6	307.4	406.0	368.9
9	September	187.1	205.6	195.9	164.7	190.6	167.7	95.4	117.2	105.6	339.3	421.7	370.7
10	October	220.6	220.2	205.0	222.8	201.8	200.8	118.7	118.0	110.7	375.1	423.5	380.1
11	November	203.8	220.1		204.1	225.0		117.2	128.3		328.4	391.4	
12	December	190.5	201.8		186.4	198.3		107.7	119.2		313.7	353.6	
AI	Annual Index	192.9	210.4		177.7	182.9		110.5	119.8		321.6	373.1	
INDEX OF PRICES													
1	January	119.3	114.9	114.8	101.7	91.4	88.8	95.1	83.7	87.6	139.8	140.0	140.0
2	February	119.1	115.8	114.7	101.6	91.2	88.9	95.6	83.8	87.3	139.2	140.5	140.1
3	March	118.6	115.7	114.1	101.8	93.7	89.8	93.9	83.4	87.3	138.8	140.2	140.4
4	April	117.5	115.0	116.0	102.8	92.4	91.6	89.1	79.9	86.4	138.4	140.0	141.3
5	May	116.7	114.7	116.8	103.6	93.4	90.4	84.3	80.6	87.0	138.1	139.7	142.4
6	June	115.3	114.7	118.1	101.3	93.4	93.0	83.7	81.0	88.0	137.5	139.6	142.6
7	July	114.8	114.2	117.6	101.3	91.7	91.3	82.3	80.5	88.7	138.4	139.7	142.9
8	August	115.3	114.1	116.6	102.0	91.1	92.1	82.2	82.3	88.6	138.3	139.5	143.1
9	September	116.3	113.8	117.0 _r	101.2	92.5	92.9 _r	83.9	82.6	89.0	139.3	139.3	143.1
10	October	116.7	113.5	117.2	104.1	93.2	94.0	83.0	81.7	89.5	139.0	138.8	143.5
11	November	115.8	113.5		99.2	90.4		81.8	83.4		139.4	139.2	
12	December	114.8	114.2		93.7	89.1		83.0	85.5		138.4	139.4	
AI	Annual Index	116.5	114.4		100.3	91.3		86.6	82.3		138.7	139.7	
INDEX OF PHYSICAL VOLUME													
1	January	149.5	160.8	159.5	146.4	167.6	147.5	116.7	132.6	138.5	209.5	226.1	229.4
2	February	137.8	151.0	180.9	131.6	145.8	168.4	106.4	130.1	154.4	207.6	252.8	282.8
3	March	161.8	171.4	190.4	148.9	162.2	178.0	127.9	133.3	154.5	257.3	245.5	274.9
4	April	170.4	206.3	188.4	176.8	202.9	204.1	135.6	169.0	145.8	215.3	267.8	246.1
5	May	186.1	202.2	202.5	202.1	231.9	238.4	136.5	162.8	154.9	226.9	255.1	269.9
6	June	173.5	204.8	188.8	179.3	205.2	208.5	127.1	154.8	143.8	240.1	275.0	268.5
7	July	166.6	192.0	165.1	168.3	192.0	177.7	132.8	147.2	137.7	227.7	250.6	232.6
8	August	147.3	171.7	174.8	173.7	186.2	194.5	124.5	138.4	144.0	222.3	291.0	257.8
9	September	160.9	180.7	167.4 _r	162.7	206.1	180.5 _r	113.7	141.9	118.7	243.6	302.7	259.0
10	October	189.0	194.0	174.9	214.0	216.5	213.6	143.0	144.4	123.7	269.9	305.1	264.9
11	November	176.0	193.9		205.7	248.9		143.3	153.8		235.6	281.2	
12	December	165.9	176.7		198.9	222.6		129.8	139.4		226.7	253.7	
AI	Annual Index	165.6	183.9		177.2	200.3		127.6	145.6		231.9	267.1	

r - revised

MONTHLY INDEX NUMBERS OF DECLARED VALUES, PRICES AND PHYSICAL VOLUME OF IMPORTS FOR CONSUMPTION, BY GROUPS

Interim base, 1948 = 100

Iron and Steel and their Products			Non-Ferrous Metals and their Products			Non-Metallic Minerals and their Products			Chemicals and Fertilisers			Miscellaneous Products			
1958	1959	1960	1958	1959	1960	1958	1959	1960	1958	1959	1960	1958	1959	1960	
INDEX OF DECLARED VALUES															
223.5	238.0	249.6	259.5	249.2	264.5	101.1	104.8	93.6	210.1	225.1	230.1	348.8	346.8	309.3	1
203.3	220.7	281.5	251.2	245.5	299.8	94.5	94.9	91.8	195.9	240.6	253.7	311.9	333.6	418.5	2
253.0	264.7	300.3	279.6	287.7	323.2	90.3	100.3	97.3	238.1	280.8	284.5	375.7	367.8	391.3	3
268.1	331.1	296.2	281.2	326.9	295.1	87.7	102.0	89.9	263.3	297.6	299.1	375.5	490.1	458.6	4
274.7	313.7	312.5	314.6	285.3	330.6	116.2	115.3	111.8	284.5	304.4	322.2	406.3	398.7	422.9	5
248.8	325.2	289.9	313.2	340.5	302.9	111.7	112.5	115.1	269.2	308.2	322.3	354.8	411.1	396.1	6
226.1	298.4	239.8	281.0	300.7	270.5	127.9	122.4	113.2	236.0	260.6	256.7	341.8	390.8	365.3	7
181.1	217.3	221.8	249.7	374.2	338.9	111.9	121.3	131.3	227.5	255.6	287.1	304.1	331.1	383.7	8
220.5	233.7	219.0	285.7	315.6	317.1	125.5	131.9	126.8	241.6	264.2	288.2	337.0	358.1	382.3	9
253.6	260.6	237.1	317.7	339.4	310.5	138.9	132.8	114.6	277.6	310.0	294.1	414.6	377.2	394.4	10
241.1	249.1		309.8	326.2		119.9	131.3		266.4	313.4		348.2	382.2		11
231.5	242.8		253.8	288.3		119.0	119.0		230.3	248.5		331.8	343.5		12
235.4	266.3		283.1	306.6		112.1	115.7		245.0	275.7		354.2	377.6		AI
INDEX OF PRICES															
145.2	144.9	144.6	134.1	134.2	136.7	108.9	103.4	99.1	112.6	112.6	110.0	110.1	111.0	125.1	1
144.7	147.1	144.2	135.9	135.2	137.4	107.8	104.4	98.9	113.4	111.1	110.0	109.7	111.7	125.9	2
144.4	146.1	144.1	133.8	135.2	136.9	108.0	103.4	96.3	112.4	111.2	109.6	109.2	112.4	125.0	3
143.1	145.2	145.9	129.3	135.1	138.4	108.6	104.8	100.7	111.5	111.8	110.5	108.0	111.6	126.2	4
142.4	144.7	147.8	131.9	135.1	139.7	108.0	102.3	100.5	111.1	112.4	111.7	106.2	113.8	128.6	5
141.6	143.8	148.7	131.3	134.7	139.8	105.3	103.2	102.1	111.9	110.9	112.2	105.5	114.7	131.8	6
141.2	143.5	148.1	131.6	135.4	137.8	104.9	101.9	101.5	112.4	111.2	113.5	102.4	118.0	132.0	7
141.9	143.2	146.4	132.7	135.1	138.0	104.9	101.6	99.2	112.3	110.9	113.3	103.9	118.1	130.7	8
143.7	142.8	146.8r	133.8	134.5	137.6	105.4	99.6	100.8	114.2	111.4	112.8	105.5	118.8	127.0	9
143.6	142.4	147.5	133.9	134.9	140.2	106.3	98.6	99.1	113.3	109.6	113.4	105.3	119.6	126.3	10
143.3	143.4		131.9	135.3		106.8	98.2		111.7	110.0		107.7	120.2		11
142.9	143.6		132.8	135.6		105.7	99.7		110.5	109.9		109.2	122.5		12
143.1	144.2		132.8	135.1		106.5	101.8		112.7	110.9		106.9	116.3		AI
INDEX OF PHYSICAL VOLUME															
153.9	164.3	172.6	193.5	185.7	193.5	92.8	101.4	94.5	186.6	199.9	209.2	316.8	312.4	247.2	1
140.5	150.0	195.2	184.8	181.6	218.2	87.7	90.9	92.8	172.8	216.6	230.6	284.3	298.7	332.4	2
175.2	181.2	208.4	209.0	212.8	236.1	83.6	97.0	101.0	211.8	252.5	259.6	344.0	327.2	313.0	3
187.4	228.0	203.0	217.5	242.0	213.2	80.8	97.3	89.3	236.1	266.2	270.7	347.7	439.2	363.4	4
192.9	216.8	211.4	238.5	211.2	236.6	107.6	112.7	111.2	256.1	270.8	288.5	382.6	350.4	328.8	5
175.7	226.1	195.0	238.5	252.8	216.7	106.1	109.0	112.7	240.6	277.9	287.3	336.3	358.4	300.5	6
160.1	207.9	161.9	213.5	222.1	196.3	121.9	120.1	111.5	210.0	234.4	226.2	333.8	331.2	276.7	7
127.6	151.7	151.5	188.2	277.0	245.6	106.7	119.4	132.4	202.6	230.5	253.4	292.7	280.4	293.6	8
153.4	163.7	149.2r	213.5	234.6	230.5	119.1	132.4	125.8	211.6	237.2	255.5	319.4	301.4	301.0	9
176.6	183.0	160.7	237.3	251.6	221.5	130.7	134.7	115.6	245.0	282.8	259.3	393.7	315.4	312.3	10
168.2	173.7		234.9	241.1		112.3	133.7		238.5	284.9		323.3	318.0		11
162.0	169.1		191.1	212.6		112.6	119.4		208.4	226.1		303.8	280.4		12
164.5	184.7		213.2	226.9		105.3	113.7		217.4	248.6		331.3	324.7		AI

CATALOGUE No.

65-007

MONTHLY

MAR 14 1961



CANADA

TRADE OF CANADA

IMPORTS

NOVEMBER, 1960

AND

ELEVEN MONTHS ENDED NOVEMBER, 1960

DOMINION BUREAU OF STATISTICS

International Trade Division

External Trade Section



IMPORTS INTO CANADA FOR CONSUMPTION

1960

Import

Changes affecting Previous Reports

Cumulative Totals adjusted in November Report

List No. 9

MONTH OF APRIL, 1960

Class Number

9160 - Deduct from United States	2 no.	-
----------------------------------	-------	---

MONTH OF MAY, 1960

Class Number

9160 - Deduct from United States	4 no.	-
----------------------------------	-------	---

MONTH OF JUNE, 1960

Class Number

9160 - Deduct from United States	2 no.	-
----------------------------------	-------	---

MONTH OF AUGUST, 1960


Class Number

9160 - Deduct from United States	1 no.	\$ 891
9166 - Add to United States	1 no.	\$ 891

MONTH OF SEPTEMBER, 1960

Class Number

5391 - Deduct from Italy	1,002 cwt.	\$6,136
5394 - Add to Italy	1,002 cwt.	\$6,136
9160 - Deduct from United States	6 no.	\$6,250
5650 - Add to United States	-	\$6,250



DOMINION BUREAU OF STATISTICS

International Trade Division

External Trade Section

TRADE OF CANADA

IMPORTS

NOVEMBER, 1960

AND

ELEVEN MONTHS ENDED NOVEMBER, 1960

Published by Authority of

The Honourable George Hees, Minister of Trade and Commerce

7502-505--110

Price \$7.50 a year
Single copies 75 cents

Vol. 17, No. 11

TABLE OF CONTENTS

	Page
EXPLANATORY NOTES	2
KEY TO ABBREVIATIONS OF COUNTRIES	3
 SUMMARY TABLES:	
Imports into Canada for Consumption, by Countries	4
Imports into Canada for Consumption, by Main Groups	7
 DETAILED TABLES:	
Imports for Consumption, by Commodities and Countries:	
Agricultural and Vegetable Products (except Chemicals, Fibres and Wood):	Class Number
A — Mainly Food	1 to 390
B — Other than Food	1501 to 1846
Animals and Animal Products (except Chemicals and Fibres)	2012 to 2347
Fibres, Textiles and Textile Products	3001 to 3576
Wood, Wood Products and Paper	4002 to 4311
Iron and Its Products	5001 to 5894
Non-Ferrous Metals and Their Products (except Gold)	6001 to 6325
Non-Metallic Minerals and Their Products (except Chemicals)	7001 to 7305
Chemicals and Allied Products	8001 to 8950
Miscellaneous Commodities	9001 to 9275
Special Transactions — Non-Trade	9905 to 9992

VALUE, PRICE AND VOLUME INDEXES at end of report.

EXPLANATORY NOTES

1. **Source of Data.** Statistics of imports are based upon the declarations of importers (import entries) as subsequently checked by customs officials.

2. **Valuation.** The value of goods imported is usually the value as determined for customs duty purposes. In most cases this corresponds to the value shown on the invoice accompanying the goods, converted to Canadian dollars at authorized exchange rates (usually the commercial rate prevailing at the date on which the goods were actually despatched to Canada), and excluding such charges as freight, insurance, handling and taxes. In effect, therefore, import values are taken f.o.b. point of shipment in the country of export.

Effective with statistics for January, 1959, the statistical value of imports on which dumping duty has been collected is considered to be the value of the goods as declared by the importer (i.e. the value for duty less the amount of dumping duty). This change in procedure is to conform with the principle that trade statistics should show, whenever possible, the actual amount paid for imports. Previously the statistical value of such imports was considered to be the value for duty.

3. **Units of Quantity.** Weight, where shown, is the net weight of the goods, excluding the weight of such packing as is required for shipment, except in certain special cases otherwise defined in the Customs Tariff. The expression "ton" means 2,000 pounds, and "cwt." 100 pounds, avoirdupois. Where other units of quantity are used, Imperial standards apply.

In this report are statistical classes such as "lawn mowers, power, and parts" which show a quantity in "number" and a value. In these classes the "number" refers only to the number of substantially complete units imported, while the value includes also the value of any parts of the commodity imported. For such classes the average value per unit cannot be ascertained.

4. **Coverage.** Statistics of imports include substantially all goods which enter Canada and are cleared by customs officials for domestic sale or use. The series therefore includes goods which are cleared by customs immediately on entry into the country, and goods cleared out of customs warehouses; but excludes goods placed in customs warehouses on entering the country. The technical phrase "Imports entered for consumption" which is sometimes used to describe Canadian import statistics does not imply that all imports will actually be consumed in Canada, but only that they are free to be so consumed without further customs formalities.

5. **Exclusions.** Import statistics exclude gold, but include gold products where the value of the gold content is less than 80% of the value of the commodity. A small amount of gold scrap in the form of jewellers' sweepings is also included. Other important exclusions are goods for the use of United States forces stationed at treaty bases in Canada, ships of British construction and registry imported for use in Canada, ships purchased for use in foreign trade, bunker supplies and ships' stores purchased by Canadian vessels abroad, temporary imports for exhibition or competition, Canadian-owned military equipment returned to Canada, and, from January 1, 1960, goods imported for foreign armed forces or diplomats stationed in Canada, settlers' effects, private donations and gifts, and tourist purchases exempt from duty (see blue pages of the January, 1960, issue of this report).

6. **Countries Credited.** Imports are usually credited to the country from which the goods were consigned to Canada. The country of consignment is the country from which goods have come to Canada without interruption of transit except in the course of transfer from one means of conveyance to another.

An exception to this rule is made in the case of imports of goods originating in Central or South America (including the Antilles and Bermuda) which are consigned to Canada from the United States. These imports are credited to the country in which the goods originated.

7. **Time Periods.** Import statistics for any month include all goods declared on import entries received at the Bureau of Statistics during the calendar month in question.

8. **Abbreviations.** Many descriptions of countries and commodities used in this report are abbreviated or incomplete because of mechanical limitations. A key to abbreviations of countries appears in this report, and full descriptions of all commodities appear in Volume III of the annual report "Trade of Canada". The letters "N.O.P." mean "not otherwise provided for", "N.E.S.", "not elsewhere specified".

9. **Revisions.** All statistics in this report are subject to revision. Revisions to previous reports are published on the coloured pages at the beginning of each monthly report.

KEY TO ABBREVIATIONS OF COUNTRIES

Note: The classification of Countries with a statement of the territorial limits used for statistical purposes will be found in Volume I of the Annual Report of the Trade of Canada.

Afghan	Afghanistan	Israel	Israel
Albania	Albania	Italy	Italy
Algeria	Algeria	Jamaica	Jamaica
Angola	Angola	Japan	Japan
Argentina	Argentina	Jordan	Jordan
Australia	Australia	Kenya	Kenya
Austria	Austria	Korea	Korea
Bahamas	Bahamas	Kuwait	Kuwait
Bahrain	Bahrain	Lebanon	Lebanon
Barbados	Barbados	Leew Wind	Leeward and Windward Islands
Bel Congo	Belgian Congo	Liberia	Liberia
Belg Lux	Belgium and Luxembourg	Libya	Libya
Bermuda	Bermuda	Malaya	Malaya and Singapore
Bolivia	Bolivia	Malta	Malta and Gozo
Brazil	Brazil	Mauritius	Mauritius and Dependencies
B Afr nes	British Africa n.e.s.	Mexico	Mexico
B E I nes	British East Indies n.e.s.	Morocco	Morocco
B Guiana	British Guiana	Mozambique	Mozambique
B Hond	British Honduras	Nethrlnds	Netherlands
B M E nes	British Middle East n.e.s.	Neth Ant	Netherlands Antilles
B Oce nes	British Oceania n.e.s.	New Zeal	New Zealand
Bulgaria	Bulgaria	Nicaragua	Nicaragua
Burma	Burma	Nigeria	Nigeria
Camb Laos	Cambodia and Laos	Norway	Norway
Ceylon	Ceylon	Pakistan	Pakistan
Chile	Chile	Panama	Panama
China Com	China, Communist	Paraguay	Paraguay
Colombia	Colombia	Peru	Peru
C Rica	Costa Rica	Phil	Philippines
Cuba	Cuba	Poland	Poland
Cyprus	Cyprus	Portugal	Portugal
Czecho S	Czechoslovakia	Pt Af nes	Portuguese Africa n.e.s.
Denmark	Denmark	Pt As nes	Portuguese Asia n.e.s.
Dom Rep	Dominican Republic	Pt India	Portuguese India
Ecuador	Ecuador	P Rico	Puerto Rico
El Salvd	El Salvador	Rhod Nyas	Rhodesia and Nyasaland
Ethiopia	Ethiopia	Roumania	Roumania
Falkland	Falkland Islands	Saud Arab	Saudi Arabia
Fiji	Fiji	S Leone	Sierra Leone
Finland	Finland	Somalia	Somalia
France	France	Spain	Spain
Fr Af nes	French Africa n.e.s.	Span Afr	Spanish Africa
Fr Eq Afr	French Equatorial Africa	St Pierre	St. Pierre and Miquelon
Fr Guiana	French Guiana	Sudan	Sudan
Fr Ne Oce	French and Netherlands Oceania	Surinam	Surinam
Fr W Afr	French West Africa	Sweden	Sweden
Fr W Ind	French West Indies	Switzrlnd	Switzerland
Germany E	Germany, East	Taiwan	Taiwan (Republic of China)
Germany W	Germany, Federal Republic	Tanganyka	Tanganyika
Ghana	Ghana	Thailand	Thailand
Gibraltar	Gibraltar	Trinidad	Trinidad and Tobago
Greece	Greece	Tunisia	Tunisia
Greenland	Greenland	Turkey	Turkey
Guatemala	Guatemala	Uganda	Uganda
Guinea	Guinea	Un So Afr	Union of South Africa
Haiti	Haiti (Republic)	U S S R	Union of Soviet Socialist Republics
Honduras	Honduras	UAR Egypt	United Arab Republic-Egyptian Region
Hong Kong	Hong Kong	UAR Syria	United Arab Republic-Syrian Region
Hungary	Hungary	U Kingdom	United Kingdom
Iceland	Iceland	U States	United States
India	India	U S Ocea	United States Oceania
Indonesia	Indonesia	Virgin Is	United States Virgin Islands
Iran	Iran	Uruguay	Uruguay
Iraq	Iraq	Venezuela	Venezuela
Ireland	Ireland	Viet Nam	Viet-Nam
		Yugo Slav	Yugoslavia

IMPORTS INTO CANADA FOR CONSUMPTION, BY COUNTRIES (EXCLUDING GOLD)

Countries	Month of November		Eleven Months ended November	
	1959	1960	1959	1960
	\$	\$	\$	\$
WESTERN EUROPE:				
United Kingdom	56,866,000	58,676,608	542,170,798	541,873,821
Gibraltar	16	-	16	1,651
Malta and Gozo	101,579*	3,004	157,350*	21,805
Austria	622,686	720,214	5,251,006	6,198,077
Belgium and Luxembourg	4,664,090	4,648,684	41,340,032	38,551,812
Denmark	1,047,057	1,275,164	8,230,824	8,835,602
Finland	115,041	108,745	808,494	930,135
France	5,054,375	5,412,878	52,561,890	46,317,484
Germany, Federal Republic	12,783,574	14,159,596	114,429,259	117,789,480
Greece	43,078	38,870	277,367	446,228
Iceland	470	107	26,942	14,782
Ireland	181,534	287,104	1,897,940	2,025,214
Italy	4,573,983	5,325,871	34,327,892	38,826,087
Netherlands	3,550,756	3,468,123	27,458,935	29,065,274
Norway	817,386	623,078	3,885,454	3,908,761
Portugal	406,874	474,341	2,908,638	2,902,739
Spain	774,660	1,125,218	5,186,463	6,457,734
Sweden	1,816,019	1,985,108	16,715,148	18,445,787
Switzerland	2,496,674	2,917,646	22,631,576	22,283,766
Commonwealth Countries	56,967,595	58,679,612	542,328,164	541,897,277
Other Countries	38,948,257	42,570,747	337,937,860	342,998,962
Total, Western Europe	95,915,852	101,250,359	880,266,024	884,896,239
EASTERN EUROPE:				
Albania	-	-	-	242
Bulgaria	1,212	528	5,447	5,281
Czechoslovakia	790,225	836,173	5,959,310	6,018,537
Germany, East	84,706	111,081	854,623	786,551
Hungary	12,337	27,035	215,157	296,267
Poland	200,732	279,076	1,484,156	1,784,570
Roumania	125	271	35,047	82,735
Union of Soviet Socialist Republics	306,128	385,529	2,244,892	2,695,587
Yugoslavia	26,229	209,092	539,954	745,125
Total, Eastern Europe	1,421,694	1,848,785	11,338,586	12,414,895
MIDDLE EAST:				
Bahrain	*	-	*	-
Cyprus	*	51,268	*	177,149
Kuwait	*	2,367,756	*	20,799,355
British Middle East n.e.s.	351,274	746,525	399,751	7,198,012
Ethiopia	-	-	43,880	43,003
Iran	2,400,113	2,112,214	11,335,303	26,971,722
Iraq	-	133,328	665,073	142,817
Israel	163,917	176,128	2,308,263	2,240,204
Jordan	2	25	1,056	714
Lebanon	34	1,031	3,340	30,139
Libya	-	23	-	173
Saudi Arabia	5,240,408*	5,478,317	64,525,213*	36,211,043
Somalia	56	-	56	-
Sudan	9,011	4,584	432,750	82,673
Turkey	127,148	144,733	835,252	831,237
United Arab Republic-Egyptian Region	9,264	195,435	195,651	713,449
United Arab Republic-Syrian Region	3,976	10,796	158,934	81,959
Commonwealth Countries	351,274	3,165,549	399,751	28,174,516
Other Countries	7,953,929	8,256,614	80,504,771	67,349,133
Total, Middle East	8,305,203	11,422,163	80,904,522	95,523,649
OTHER AFRICA:				
Ghana	130,833	105,336	4,030,584	3,126,629
Kenya	459,646*	464,580	3,595,707*	2,218,090
Mauritius and Dependencies	1,672,583	-	7,532,118	2,099,608
Nigeria	652,515	391,463	3,083,667	4,357,823
Rhodesia and Nyasaland	22,517	261,901	895,998	830,656
Sierre Leone	-	-	1,318	4,652
Tanganyika	*	249,263	*	1,538,204
Uganda	*	248,333	*	1,176,144
Union of South Africa	644,946	1,597,030	5,616,027	10,367,301
British Africa n.e.s.	-	622	70	5,237

Note - For description of new Country Classification see blue pages of the January, 1960 report.

Countries	Month of November		Eleven Months ended November	
	1959	1960	1959	1960
	\$	\$	\$	\$
OTHER AFRICA - Concluded				
Algeria	*	12,908	*	146,674
Angola	*	104,763	*	207,417
Belgian Congo	171,149	145,842	1,981,171	1,762,795
French Equatorial Africa	*	40,240	*	183,948
French West Africa	*	16,179	*	166,281
French Africa n.e.s.	436,486*	105	2,011,087*	32,521
Guinea	*	370,901	*	2,656,482
Liberia	8,174	-	39,389	7,959
Morocco	15,603	25,672	204,496	211,108
Mozambique	10	-	17,935	500
Portuguese Africa n.e.s.	-*	-	-*	-
Spanish Africa	-	-	7,835	2,143
Tunisia	*	2,017	*	61,682
Commonwealth Countries	3,583,040	3,318,528	24,755,489	25,724,344
Other Countries	631,422	718,627	4,261,913	5,439,510
Total, Other Africa	4,214,462	4,037,155	29,017,402	31,163,854
OTHER ASIA:				
Ceylon	1,570,544	2,760,370	13,793,450	14,579,014
Hong Kong	1,495,014	929,376	11,924,340	14,282,811
India	3,821,248	3,794,643	27,383,606	27,087,974
Malaya and Singapore	3,696,029	3,673,968	25,433,695	26,955,335
Pakistan	106,083	104,794	906,776	936,542
British East Indies n.e.s.	32,566	41,072	320,992	230,437
Afghanistan	-	-	-	-
Burma	-	-	15,181	65,108
Cambodia and Laos	*	1,788	*	16,488
China, Communist	336,213	103,574	4,070,943	4,286,623
Indonesia	9,853	104,569	142,254	507,008
Japan	9,840,702	8,785,373	94,344,924	100,633,389
Korea	104,757	-	235,026	404,488
Philippines	94,548	99,355	1,358,572	1,741,964
Portuguese India	-	-	-	-
Portuguese Asia n.e.s.	-	-	78	-
Taiwan (Republic of China)	40,334	132,286	606,467	1,040,814
Thailand	63,528	72,138	607,967	771,800
Viet-Nam	-*	-	7,607*	4,569
Commonwealth Countries	10,721,484	11,304,223	79,762,859	84,072,113
Other Countries	10,489,935	9,299,083	101,389,019	109,472,251
Total, Other Asia	21,211,419	20,603,306	181,151,878	193,544,364
OCEANIA:				
Australia	4,259,387	7,764,265	38,791,531	32,733,315
Fiji	1,368,621	1,188	4,763,775	5,586,308
New Zealand	457,809	366,769	8,519,505	9,997,360
British Oceania n.e.s.	-	-	157,432	-
French and Netherlands Oceania	1,104	-	1,364	-
United States Oceania	-	-	6	21,163
Commonwealth Countries	6,085,817	8,132,222	52,232,243	48,316,983
Other Countries	1,104	-	1,370	21,163
Total, Oceania	6,086,921	8,132,222	52,233,613	48,338,146
SOUTH AMERICA:				
British Guiana	1,212,260	3,295,866	17,262,357	17,529,640
Falkland Islands	-	-	303	-
Argentina	363,973	124,990	3,036,827	2,697,248
Bolivia	566	3,730	162,521	443,297
Brazil	3,119,539	2,066,011	25,736,646	22,478,639
Chile	53,164	13,986	841,467	725,730
Colombia	1,418,282	1,425,892	13,929,544	11,703,072
Ecuador	1,001,410	792,995	6,971,855	10,330,249
French Guiana	-	-	-	-
Paraguay	88,056	12,776	526,342	623,300
Peru	547,761	217,077	3,484,703	2,917,827
Surinam	348,317	427,094	2,626,683	3,963,833
Uruguay	104,467	88,842	639,304	918,255
Venezuela	18,600,268	17,040,143	187,800,799	178,759,836
Commonwealth Countries	1,212,260	3,295,866	17,262,660	17,529,640
Other Countries	25,645,803	22,213,536	245,756,691	235,561,286
Total, South America	26,858,063	25,509,402	263,019,351	253,090,926

Note - For description of new Country Classification see blue pages of the January, 1960 report.

Countries	Month of November		Eleven Months ended November	
	1959	1960	1959	1960
	\$	\$	\$	\$
CENTRAL AMERICA AND ANTILLES:				
Bahamas.....	22,487	1,498,662	230,876	2,603,059
Bermuda.....	18,800	8,190	1,287,025	698,961
British Honduras.....	812	30,333	89,766	75,034
West Indies Federation.....	2,609,326	6,118,962	49,021,769	54,163,590
Barbados.....	829,416	874,035	4,690,501	2,714,883
Jamaica.....	1,296,780	2,575,860	29,768,397	36,702,029
Leeward and Windward Islands.....	31,006	51,267	1,978,327	1,041,596
Trinidad and Tobago.....	452,124	2,617,800	12,584,544	13,705,082
Costa Rica.....	225,924	443,676	4,465,734	3,954,324
Cuba.....	465,628	334,258	10,295,139	7,153,486
Dominican Republic.....	109,169	146,126	1,485,926	1,392,219
El Salvador.....	13,111	46,532	3,813,320	780,430
French West Indies.....	-	-	7,000	28,295
Guatemala.....	365,025	269,772	2,566,257	2,592,905
Haiti.....	173,633	154,268	963,665	899,764
Honduras.....	83,692	235,044	2,818,418	2,883,971
Mexico.....	1,685,854	1,482,213	32,277,747	18,718,872
Netherlands Antilles.....	5,400,298	4,388,630	38,701,752	29,467,035
Nicaragua.....	10,493	25,840	295,621	165,871
Panama.....	663,365	401,718	8,548,451	5,992,235
Puerto Rico.....	128,547	261,231	1,636,550	2,375,706
United States Virgin Islands.....	13,908	-	31,677	32,403
Commonwealth Countries.....	2,651,425	7,656,147	50,629,436	57,540,644
Other Countries.....	9,338,647	8,189,308	107,907,257	76,437,516
Total, Central America and Antilles.....	11,990,072	15,845,455	158,536,693	133,978,160
NORTH AMERICA:				
Greenland.....	-	-	52,804	18
St. Pierre and Miquelon.....	324	3,565	25,599	56,937
United States.....	304,215,513	324,782,337	3,411,937,728	3,409,326,294
Total, North America.....	304,215,837	324,785,902	3,412,016,131	3,409,383,249
TOTAL, COMMONWEALTH COUNTRIES...	81,572,895	95,552,147	767,370,602	803,255,517
TOTAL, OTHER COUNTRIES.....	398,646,628	417,882,602	4,301,113,598	4,259,077,965
GRAND TOTAL.....	480,219,523	513,434,749	5,068,484,200	5,062,333,482

*Prior to January 1, 1960, totals for:

Bahrain and Kuwait are included with Saudi Arabia.

Cyprus are included with Malta and Gozo.

French Africa n.e.s. include trade with Algeria, French Equatorial Africa, French West Africa, Guinea and Tunisia.

Kenya include trade with Tanganyika and Uganda.

Portuguese Africa n.e.s. include trade with Angola.

Viet-Nam include trade with Cambodia and Laos.

IMPORTS INTO CANADA FOR CONSUMPTION FROM ALL COUNTRIES, FROM THE UNITED KINGDOM
AND FROM THE UNITED STATES, BY MAIN GROUPS (EXCLUDING GOLD)

7

Main Groups	Month of November		Eleven Months ended November	
	1959	1960	1959	1960
	\$	\$	\$	\$
ALL COUNTRIES				
Agricultural and Vegetable Products (except Chemicals, Fibres and Wood)	69,073,598	76,793,541	621,024,516	619,443,587
Animals and Animal Products (except Chemicals and Fibres)	15,024,588	13,921,291	135,125,678	130,818,322
Fibres, Textiles and Textile Products	37,501,328	37,859,103	385,319,502	401,378,412
Wood, Wood Products and Paper	23,847,767	22,838,615	250,758,462	246,459,130
Iron and Its Products	163,037,591	173,200,423	1,933,239,665	1,902,747,532
Non-Ferrous Metals and Their Products	41,888,758	43,955,641	434,103,555	436,731,462
Non-Metallic Minerals and Their Products (except Chemicals)	67,055,392	66,083,392	645,513,497	618,601,089
Chemicals and Allied Products	30,635,781	32,070,610	302,119,230	312,039,308
Miscellaneous Commodities	32,154,720	46,712,133	361,280,095	394,114,640
Total	480,219,523	513,434,749	5,068,484,200	5,062,333,482
UNITED KINGDOM				
Agricultural and Vegetable Products (except Chemicals, Fibres and Wood)	5,683,489	6,573,208	37,241,738	35,798,823
Animals and Animal Products (except Chemicals and Fibres)	1,706,655	1,675,409	18,177,963	16,699,491
Fibres, Textiles and Textile Products	7,270,130	7,495,715	83,185,404	82,333,542
Wood, Wood Products and Paper	838,400	1,179,072	7,681,935	8,552,310
Iron and Its Products	26,946,598	24,947,403	232,932,024	253,022,247
Non-Ferrous Metals and Their Products	5,491,362	6,562,536	69,942,713	62,619,924
Non-Metallic Minerals and Their Products (except Chemicals)	2,800,936	2,866,670	29,273,234	27,304,939
Chemicals and Allied Products	3,017,323	3,781,558	24,397,528	22,871,815
Miscellaneous Commodities	3,111,107	3,595,037	39,338,259	32,670,730
Total	56,866,000	58,676,608	542,170,798	541,873,821
UNITED STATES				
Agricultural and Vegetable Products (except Chemicals, Fibres and Wood)	34,917,216	36,674,477	327,031,448	332,333,776
Animals and Animal Products (except Chemicals and Fibres)	8,521,066	8,286,705	75,138,035	75,326,311
Fibres, Textiles and Textile Products	18,456,133	19,563,696	172,802,561	201,834,257
Wood, Wood Products and Paper	19,954,728	18,375,569	217,873,518	212,051,739
Iron and Its Products	119,574,934	130,854,129	1,541,206,710	1,497,512,597
Non-Ferrous Metals and Their Products	25,870,188	26,189,479	276,496,001	274,426,169
Non-Metallic Minerals and Their Products (except Chemicals)	28,811,197	24,362,583	273,246,346	249,279,537
Chemicals and Allied Products	24,354,469	24,279,980	254,384,195	261,435,579
Miscellaneous Commodities	23,755,582	36,195,719	273,758,914	305,126,329
Total	304,215,513	324,782,337	3,411,937,728	3,409,326,294

IMPORTS INTO CANADA FOR CONSUMPTION

Commodities and Countries from which Imported	MONTH OF NOVEMBER 1960		ELEVEN MONTHS ENDED NOVEMBER 1960		Class Number
	Quantities	Values (\$)	Quantities	Values (\$)	
GROUP 1					
AGRICULTURAL PRODUCTS					
A MAINLY FOOD					
APPLES FRESH					
1 U KINGDOM	LB		6000	769	1
614 AUSTRALIA			65000	2534	
622 NEW ZEAL			1346550	120490	
990 U STATES			47414758	3160918	
		3909384	228868	48832308	
		228868		3284711	
QUINCES AND PASSION FRUIT					
990 U STATES	LB		11992	1788	2
			11992	1788	
BANANAS					
758 COLOMBIA	CWT		3656	28234	3
763 ECUADOR		114179	743663	1431133	9751730
817 B HOND		291	2244	2652	23120
845 C RICA		50322	334208	477938	3139707
848 CUBA			1506	11585	
855 DOM REP			80376	417835	
862 FR W IND			493	4271	
864 GUATEMALA		14462	84675	210186	1227860
869 HONDURAS		31992	199862	414859	2348999
874 MEXICO			443	3699	
883 PANAMA		59798	378854	922988	5822689
886 P RICO			50	585	
990 U STATES		113	1041	477	4447
		271157	1744547	3546757	22784761
CHERRIES FRESH					
744 ARGENTINA	LB		400	176	4
755 CHILE			1178	368	
990 U STATES			2312274	611220	
			2313852	611764	
CRANBERRIES FRESH					
990 U STATES	LB	697787	81759	2563568	341442
		697787	81759	2563568	341442
GRAPEFRUIT FRESH					
1 U KINGDOM	LB		3766	227	6
516 HONG KONG		5902	433	8532	693
824 JAMAICA			6695	562	
848 CUBA			104932	7293	
869 HONDURAS		33210	987	3000602	141421
990 U STATES		13532472	579479	118136330	5141107
		13571584	580899	121260857	5291303
GRAPES FRESH					
1 U KINGDOM	LB	6468	674	15028	1693
82 SPAIN		35825	3553	35825	3553
427 UN SO AFR				20602	2749
744 ARGENTINA				27415	3090
755 CHILE				1004483	183852
990 U STATES		21267072	1221785	158583504	10626987
		21309365	1226012	159686857	10821924
GUAVAS MANGOES PLANTAINS FRESH					
848 CUBA				171	
874 MEXICO				439	
990 U STATES		8523		9058	
			8523	91168	
LEMONS FRESH					
67 ITALY	LB		5302	609	9
990 U STATES		2293910	188289	29454331	2146083
		2293910	188289	29459633	2146692
LIMES FRESH					
990 U STATES	LB	9311	1607	375794	46093
		9311	1607	375794	46093
MUSKMELONS CANTALDUPES FRESH					
82 SPAIN	LB	99207	5287	218778	10574
355 ISRAEL				18500	818
755 CHILE				523248	38804
774 PERU				4040	289
874 MEXICO				6518349	483062
990 U STATES		238291	16973	30493493	1381999
		337498	22260	37776408	1915546
MELONS FRESH N O P					
82 SPAIN	NO	8438	2100	9348	2550
848 CUBA				443	668
874 MEXICO		1500	308	1182825	496947
990 U STATES		11605	4486	4888101	1476479
		21543	6894	6080717	1976644
ORANGES MANDARINES FRESH					
1 U KINGDOM	CU FT	6313	8783	20574	35595
67 ITALY				2000	2865
82 SPAIN				5610	12768
355 ISRAEL				189486	519871
427 UN SO AFR				794291	1358132
516 HONG KONG				167	465
559 JAPAN		59286	99216	59314	99275
824 JAMAICA				500	1880
874 MEXICO		86211	162819	306487	577716
990 U STATES		257217	844151	7561218	20595399
		409027	1114969	8939647	23203966

IMPORTS INTO CANADA FOR CONSUMPTION

Commodities and Countries from which Imported		MONTH OF NOVEMBER 1960		ELEVEN MONTHS ENDED NOVEMBER 1960		Class Number
		Quantities	Values (\$)	Quantities	Values (\$)	
PEACHES FRESH	755 CHILE	LB		26878	7085	14
	990 U STATES	7964	754	47230186	2576979	
			7964	47257064	2584064	
PEARS FRESH	622 NEW ZEAL	LB		12500	1500	15
	744 ARGENTINA			939569	133816	
	755 CHILE			63116	7614	
	990 U STATES	1065439	81486	25006952	2079974	
			1065439	26022137	2222904	
PINEAPPLES FRESH	755 CHILE	LB		1040	71	16
	848 CUBA	52735	4351	5518609	310008	
	867 HAITI			1760	127	
	874 MEXICO			87830	5491	
	886 P RICO	74674	6362	738374	49833	
	990 U STATES	32178	2168	1142047	68535	
			159587	7489660	434065	
BERRIES FRESH N O P	990 U STATES	LB				18
			3433	1442133	289966	
			3433	1442133	289966	
STRAWBERRIES FRESH	874 MEXICO	LB		6630	1691	19
	990 U STATES			18254063	3549318	
			204954	18260693	3551009	
FRESH FRUITS N O P	990 U STATES					20
			27877		222460	
			27877		222460	
APRICOTS	990 U STATES	LB		2203104	170117	21
				2203104	170117	
NECTARINES	755 CHILE	LB		78536	13970	26
	990 U STATES			1927402	186462	
				2005938	200432	
PRUNE PLUMS	990 U STATES	LB		2425149	242840	27
				2425149	242840	
PLUMS N O P	755 CHILE	LB		107263	22586	28
	874 MEXICO			350	91	
	990 U STATES		550	14724892	1727536	
			550	14832505	1750213	
APPLES DRIED	614 AUSTRALIA	LB		5600	1450	31
	990 U STATES		33198	1122550	209786	
			33198	1128150	211236	
APRICOTS NECTARINES DRIED	1 U KINGDOM	LB		61240	15486	32
	82 SPAIN		27558	6450	12210	
	427 UN SO AFR		40000	13975	144000	54143
	614 AUSTRALIA		2280	1120	249175	101176
	990 U STATES		46147	23650	425728	200616
			115985	45195	935776	383631
CURRENTS DRIED	1 U KINGDOM	LB		110432	14468	34
	614 AUSTRALIA		1817594	322729	4114136	730636
	990 U STATES		30425	5222	113354	19968
			1848019	327951	4337922	765072
DATES	1 U KINGDOM	LB		12500	1469	36
	54 FRANCE		1050	347	1050	347
	55 GERMANY W			1267970	146271	
	73 NETHRLNDS			155808	30468	
	347 IRAN		1594000	130413	2152960	174015
	352 IRAQ		1682897	133325	1726097	141926
	516 HONG KONG			9423	2515	
	553 CHINA COM			2205	230	
	990 U STATES		624261	118684	4579340	759481
			3914708	384238	11405824	1424476
FIGS DRIED AND FIG PASTE	59 GREECE	LB		65000	8245	37
	67 ITALY		12035	2051	12035	2051
	78 PORTUGAL		197829	18110	324082	30713
	382 TURKEY		137572	23540	265572	38079
	990 U STATES		231472	64710	2216327	432949
			643908	116656	3172254	547617
PEACHES DRIED	1 U KINGDOM	LB		350	64	38
	614 AUSTRALIA			12460	2790	
	990 U STATES		7219	2590	129717	40973
			7569	2654	142527	43827
PRUNE OR PLUMS DRIED UNPITTED	744 ARGENTINA	LB		13228	1873	39
	990 U STATES		1550978	390103	10220903	2490694
			1564206	391976	10286115	2500517
PEARS DRIED	990 U STATES	LB		366	175	40
			366	175	33258	14368
RAISINS	1 U KINGDOM	LB		1500	258	41
	82 SPAIN		1121	303	2499	528
	427 UN SO AFR		42000	7464	244400	43270
	614 AUSTRALIA		16855362	3130452	27579219	5121964
	990 U STATES		2715836	452048	17135159	2705185
			19615819	3590525	44968551	7872028

IMPORTS INTO CANADA FOR CONSUMPTION

Commodities and Countries from which Imported	MONTH OF NOVEMBER 1960		ELEVEN MONTHS ENDED NOVEMBER 1960		Class Number
	Quantities	Values (\$)	Quantities	Values (\$)	
FRUITS DRIED N O P	LB				42
516 HONG KONG	5495	3358	24329	11088	
990 U STATES	53589	26408	438396	170587	
	59084	29766	462725	181675	
RASPBERRIES FROZEN 1LB OR LESS	LB				43
RASPBERRIES FROZEN OVER 1 LB	LB				44
1 U KINGDOM			81380	6561	
73 NETHRLNDS	27569	3079	342183	43173	
990 U STATES	16400	4598	322214	67681	
	43969	7677	745777	117415	
STRAWBERRIES FROZN 1LB OR LESS	LB				45
990 U STATES	45000	11115	1088538	253676	
	45000	11115	1088538	253676	
STRAWBERRIES FROZEN OVER 1 LB	LB				46
73 NETHRLNDS	181875	28637	1157595	175597	
277 POLAND			69078	8643	
874 MEXICO			3255231	515030	
990 U STATES	38970	9978	1699630	333295	
	220845	38615	6181534	1032665	
FRUITS N O P FROZN 1LB OR LESS	LB				47
559 JAPAN			29250	5711	
990 U STATES	20580	3433	184883	44852	
	20580	3433	214133	50563	
FRUITS N O P FROZEN OVER 1 LB	LB				48
73 NETHRLNDS			1760	218	
277 POLAND	273683	32061	395848	44376	
990 U STATES	130320	23710	1760422	260154	
	404003	55771	2158030	304748	
APRICOTS CANNED	LB				49
1 U KINGDOM			1634	262	
82 SPAIN			33069	3225	
427 UN SO AFR	413914	45857	2301414	289212	
614 AUSTRALIA	39318	4530	565349	70922	
990 U STATES	282343	37802	2331891	304006	
	735575	88189	5233357	667627	
PEACHES CANNED	LB				50
427 UN SO AFR			30437	1996	
614 AUSTRALIA	78022	8762	334067	38981	
990 U STATES	4847852	497977	30240556	3185457	
	4925874	506739	30605060	3226434	
CHERRIES SULPHURED OR IN BRINE	LB				51
67 ITALY	1343923	195259	5950571	865953	
73 NETHRLNDS			3571	345	
82 SPAIN	132388	18145	184787	23759	
990 U STATES	6200	690	29679	4880	
	1482511	214094	6168608	894937	
OLIVES SULPHURED OR IN BRINE	LB				52
59 GREECE	20135	3568	271189	59660	
78 PORTUGAL	5300	1162	98668	21316	
82 SPAIN	1850310	314117	9561802	1594281	
443 ALGERIA			236731	30475	
473 MOROCCO			53689	6979	
755 CHILE			2200	870	
990 U STATES	271861	57647	1558740	355985	
	2147606	376494	11783019	2069566	
LEMON ORANGE GRAPEFRUIT RINDS					53
1 U KINGDOM		260		1026	
67 ITALY		8891		77013	
427 UN SO AFR				6514	
516 HONG KONG		498		7044	
848 CUBA				7489	
886 P RICO		1286		27407	
990 U STATES		8293		87160	
		19228		213653	
MARMALADES CANNED	LB				54
1 U KINGDOM	428028	79176	2277677	407852	
55 GERMANY W			840	157	
64 IRELAND	1500	270	4200	794	
78 PORTUGAL			996	336	
355 ISRAEL			2025	452	
427 UN SO AFR			2016	194	
824 JAMAICA			120036	11155	
990 U STATES	2070	596	14766	4520	
	431598	80042	2422556	425460	
PEARS IN CANS	LB				55
614 AUSTRALIA	56885	6897	284615	35366	
990 U STATES	748608	108405	5049631	703970	
	805493	115302	5334246	739336	
PINEAPPLE IN CANS	LB				56
427 UN SO AFR	930465	114799	2826756	332055	
516 HONG KONG			57495	5021	
524 MALAYA	2024697	175255	13304783	1075368	
578 TAIWAN	77000	6742	103625	9046	
614 AUSTRALIA	327624	45476	6853256	877680	
848 CUBA			42565	4694	
874 MEXICO	749512	72896	3847479	380516	
990 U STATES	1430226	219233	14443516	2183098	
	5539524	634401	41479475	4867478	
FRUITS IN CANS N O P	LB				57
1 U KINGDOM	127140	16521	199929	27498	
49 DENMARK			27354	4346	
53 FINLAND	3900	618	3900	618	
54 FRANCE	233	57	233	57	
55 GERMANY W	1323	256	2884	623	
67 ITALY			94544	9024	

IMPORTS INTO CANADA FOR CONSUMPTION

Commodities and Countries from which Imported	MONTH OF NOVEMBER 1960		ELEVEN MONTHS ENDED NOVEMBER 1960		Class Number
	Quantities	Values (\$)	Quantities	Values (\$)	
73 NETHRLNDS	259582	34499	1683653	254032	
85 SWEDEN	25909	5095	31241	6125	
355 ISRAEL			45063	4916	
427 UN SO AFR			4625	490	
516 HONG KONG	1440	464	181190	19113	
553 CHINA COM			60750	5451	
559 JAPAN	205311	27143	5982347	699689	
578 TAIWAN			1650	395	
614 AUSTRALIA	49560	10151	170358	34436	
848 CUBA			3083	626	
855 DOM REP			145080	27592	
990 U STATES	243628	37683	3819112	549372	
	918026	132487	12456996	1644403	
CHERRIES FROZEN	LB				59
73 NETHRLNDS			10500	1745	
990 U STATES	397650	64009	4698492	709993	
	397650	64009	4708992	711738	
FRUITS NUTS PICKLED PRESERVED	GAL				60
1 U KINGDOM	2062	5638	7614	19408	
54 FRANCE			3096	2635	
67 ITALY			10860	10166	
73 NETHRLNDS	880	611	14914	11129	
78 PORTUGAL	338	1113	573	1854	
277 POLAND	29451	24689	143216	121566	
473 MOROCCO			2438	3810	
516 HONG KONG	1219	2823	11603	24693	
519 INDIA	1564	3491	5132	12402	
559 JAPAN	139	366	518	1364	
578 TAIWAN			150	478	
822 BARBADOS			7500	4947	
826 LEEW WIND			589	501	
848 CUBA			133640	161935	
886 P RICO	4025	3010	4665	5570	
990 U STATES	19365	32286	71761	113585	
	59043	74027	418269	496043	
FRUIT PULP N D P	LB				61
1 U KINGDOM	173904	12023	1188468	85785	
49 DENMARK	401	60	22664	1604	
59 GREECE			110250	5582	
73 NETHRLNDS	181033	18078	1212391	90637	
82 SPAIN	41998	4091	273960	23021	
277 POLAND	42150	3610	510131	48804	
427 UN SO AFR	204240	19592	869576	83056	
516 HONG KONG			6148	1567	
524 MALAYA	22953	2086	58770	4678	
614 AUSTRALIA			171414	33918	
848 CUBA			77550	7934	
855 DOM REP			609000	81092	
874 MEXICO	170975	15759	901484	83347	
886 P RICO			18000	2996	
990 U STATES	325206	46339	3708442	546898	
	1162860	121638	9738248	1100919	
JELLIES JAMS	LB				62
1 U KINGDOM	441095	101856	2059255	435729	
44 BELG LUX	1464	343	5269	1416	
49 DENMARK	871	158	3762	842	
53 FINLAND			3867	1224	
54 FRANCE	1344	368	3866	1767	
55 GERMANY W	23429	4383	74578	13125	
64 IRELAND	6060	1185	12180	2323	
67 ITALY	8368	2384	22592	6739	
73 NETHRLNDS	14794	2812	77605	14934	
76 NORWAY			3944	715	
85 SWEDEN	4128	1327	4128	1327	
86 SWITZRLND	1512	438	16330	3248	
262 HUNGARY	635	142	6984	815	
277 POLAND	9938	1297	20498	2893	
427 UN SO AFR			35472	3803	
516 HONG KONG	1504	299	18844	3669	
614 AUSTRALIA			4752	862	
824 JAMAICA	6712	1413	24125	5081	
990 U STATES	77977	22000	330823	98243	
	599831	140405	2728674	598755	
GRAPEFRUIT ORANGE LEMON PULP	LB				63
1 U KINGDOM	294	58	172510	21059	
82 SPAIN	1984	178	73950	3781	
355 ISRAEL	4034	275	4034	275	
443 ALGERIA			22189	1693	
990 U STATES	22305	2101	333981	35161	
	28617	2612	606664	61969	
MIXED FRUITS IN CANS	LB				64
1 U KINGDOM			7582	1312	
355 ISRAEL			4900	648	
427 UN SO AFR			19700	2389	
516 HONG KONG			100	51	
559 JAPAN	31450	3962	187699	23230	
614 AUSTRALIA	45000	8237	588940	93925	
990 U STATES	6059723	815583	37123050	5061229	
	6136173	827782	37931971	5182784	
ORANGE JUICE CONCENTRATED FROZ	GAL				65
874 MEXICO	5726	16338	19586	56063	
990 U STATES	187375	659039	2600537	8701734	
	193101	675377	2620123	8757797	
FRUIT JUICE NDP CONCENTRD FROZ	GAL				66
73 NETHRLNDS	799	7760	813	7862	
874 MEXICO			716	1846	

IMPORTS INTO CANADA FOR CONSUMPTION

Commodities and Countries from which Imported	MONTH OF NOVEMBER 1960		ELEVEN MONTHS ENDED NOVEMBER 1960		Class Number
	Quantities	Values (\$)	Quantities	Values (\$)	
990 U STATES	7281	20713	204552	552711	67
LEMON JUICE CONCENTRATED FROZ	8080	28473	206081	562419	
990 U STATES	3716	14036	333008	617473	68
LEMON JUICE EXCEPT CONCENTRATED	3716	14036	333008	617473	
1 U KINGDOM	108	306	624	1406	69
990 U STATES	16699	29624	167163	336177	
ORANGE JUICE EXCEPT CONCENTRATED	16807	29930	167787	337583	70
355 ISRAEL			2413	2303	
828 TRINIDAD	9000	9892	11100	13422	71
990 U STATES	219756	215625	5928242	5534128	
PECTIN	228756	225517	5941755	5549853	72
1 U KINGDOM			174035	6209	
49 DENMARK	15000	13200	60000	53378	73
55 GERMANY W	6000	5880	7000	6860	
990 U STATES	37275	40331	206233	253222	74
LEMON JUICE CONCENTRATED FRESH	58275	59411	447268	319669	
49 DENMARK			347	2101	75
990 U STATES	2889	9763	79594	220822	
ORANGE JUICE CONCENTRATED FRESH	2889	9763	79941	222923	76
67 ITALY			62	307	
82 SPAIN			229	746	77
427 UN SO AFR			200	708	
824 JAMAICA			1081	4730	78
874 MEXICO			3187	10056	
990 U STATES	9767	41731	337618	1199168	79
GRAPE JUICE OVER 1 GALLON	9767	41731	342377	1215715	
54 FRANCE	9790	23168	9790	23168	80
316 CYPRUS	51343	37631	51343	37631	
990 U STATES	882	3920	34881	127249	81
LIME JUICE NOT REFINED	62015	64719	96014	188048	
824 JAMAICA			1737	967	82
826 LEEW WIND			26081	22015	
828 TRINIDAD			1171	1288	83
BLENDED FRUIT JUICES EXC CONC			28989	24270	
355 ISRAEL					84
990 U STATES	131629	105333	300	280	
FRUIT JUICE NOP EXCEPT CONCENT	131629	105333	2412231	1956662	85
1 U KINGDOM			2412531	1956949	
43 AUSTRIA	2287	3190	25066	38729	86
54 FRANCE	798	1412	1722	3000	
55 GERMANY W	641	1446	3988	4827	87
73 NETHRLNDS	557	1024	5947	8893	
76 NORWAY			1994	4387	88
824 JAMAICA			45	68	
886 P RICO			1011	1516	89
990 U STATES	35422	42803	126	201	
GRAPEFRUIT JUICE EXCEPT CONCENT	39705	49875	375896	522085	90
828 TRINIDAD			415795	583706	
990 U STATES	1500	1276	21600	20155	91
PINEAPPLE JUICE EXCEPT CONCENT	126438	85851	2340857	1665947	
427 UN SO AFR	127938	87127	2362457	1686102	92
524 MALAYA			4255	2256	
614 AUSTRALIA	900	660	10576	6736	93
874 MEXICO	2175	1530	14875	9934	
990 U STATES	309419	173902	14386	9203	94
FRUIT SYRUPS CONC	312494	176092	1512720	895481	
1 U KINGDOM			1556812	923610	95
43 AUSTRIA	1841	2604	27744	47223	
44 BELG LUX			6	70	96
54 FRANCE	479	1350	45	111	
55 GERMANY W	583	1282	21945	32137	97
67 ITALY	101	382	6618	18169	
73 NETHRLNDS	1040	4571	2376	7515	98
82 SPAIN			5323	17347	
86 SWITZRLND			437	1696	99
246 CZECHO S	496	670	41920	66859	
277 POLAND	259	550	496	670	100
427 UN SO AFR			1027	2254	
614 AUSTRALIA			100	265	101
874 MEXICO			716	3460	
990 U STATES	4385	20208	475	1905	102
COCOANUTS	9184	31617	290383	976437	
617 FIJI			3900	224	103
817 BHOND			16525	1606	
848 CUBA			2500	197	104
855 DOM REP	15000	1093	43750	2821	
869 HONDURAS	21750	1658	54375	4950	105
879 NICARAGUA	15000	1049	15000	1049	
886 P RICO	91650	6430	730740	49390	106
990 U STATES	16400	1423	105071	8254	
	159800	11653	971861	68491	

IMPORTS INTO CANADA FOR CONSUMPTION

Commodities and Countries from which Imported	MONTH OF NOVEMBER 1960		ELEVEN MONTHS ENDED NOVEMBER 1960		Class Number
	Quantities	Values (\$)	Quantities	Values (\$)	
COCOANUT DESICCATED	LB				83
1 U KINGDOM	19962	3416	86402	14548	
513 CEYLON	1770374	167812	6310126	677009	
519 INDIA			28400	3510	
567 PHIL	120000	16279	1338300	194507	
990 U STATES	249999	73906	2972367	833898	
	2160335	261413	10735595	1723472	
COPRA NOT PREPARED	LB				84
ALMONDS NOT SHELLED	LB				91
67 ITALY			119629	19880	
82 SPAIN	21517	4136	350908	60808	
990 U STATES	317765	24841	204877	219559	
	339282	98977	1375414	300247	
BRAZIL NUTS NOT SHELLED	LB				92
1 U KINGDOM	21280	5516	112310	29717	
752 BRAZIL	131040	32958	1613182	323304	
	152320	38474	1725492	353021	
FILBERTS HAZEL NOT SHELLED	LB				93
67 ITALY	771288	154861	1675719	321369	
990 U STATES	10742	2915	81792	21247	
	782030	157776	1757511	342616	
PEANUTS GREEN SHELLED OR NOT	LB				94
1 U KINGDOM			509131	77903	
73 NETHRLNDS	759034	92775	1527996	188285	
355 ISRAEL			627727	89217	
385 UAR EGYPT	1407600	174763	4589900	575177	
422 RHOD NYAS	1428674	171292	3071674	354753	
425 TANGANYKA	56000	7372	156063	17811	
427 UN SO AFR	3511790	414165	6051140	663229	
457 FR W AFR			1430100	145385	
519 INDIA			16444508	1662118	
553 CHINA COM			3244582	306682	
874 MEXICO	1264000	150546	17398805	1934307	
990 U STATES	2864670	315248	16948644	1799566	
	11291768	1326161	72000270	7814433	
PECANS NOT SHELLED	LB				95
990 U STATES	206756	85159	268146	111858	
	206756	85159	268146	111858	
WALNUTS NOT SHELLED	LB				96
67 ITALY	130727	28770	130727	28770	
990 U STATES	1412024	509764	1845399	649864	
	1542751	538534	1976126	678634	
OTHER NUTS NOT SHELLED	LB				97
67 ITALY	5168	729	8376	1410	
516 HONG KONG			11358	2646	
559 JAPAN	5390	1610	5910	1720	
990 U STATES	441241	74539	965958	219053	
	451799	76878	991602	224829	
ALMONDS SHELLED	LB				101
1 U KINGDOM	1053	775	14829	9564	
67 ITALY			18375	8938	
73 NETHRLNDS			22047	10019	
82 SPAIN	253968	125279	1615368	726314	
516 HONG KONG	200	332	660	766	
990 U STATES	201322	158765	915633	592710	
	456543	285151	2586912	1348311	
PEANUTS N O P	LB				102
1 U KINGDOM			1660	610	
73 NETHRLNDS			4961	964	
516 HONG KONG	1084	385	16596	5388	
524 MALAYA			3840	1078	
553 CHINA COM			50000	7159	
990 U STATES	8067	3679	57943	19797	
	9151	4064	135000	34996	
WALNUTS SHELLED	LB				103
1 U KINGDOM	1400	618	132677	68931	
67 ITALY			73622	37720	
279 ROUMANIA			142137	76079	
347 IRAN			465893	211828	
382 TURKEY			82626	46646	
516 HONG KONG			214830	83091	
519 INDIA			333575	154119	
553 CHINA COM			4622765	1664745	
990 U STATES	10020	8626	90755	57085	
	11420	9244	6158880	2400244	
OTHER NUTS SHELLED	LB				104
1 U KINGDOM			1200	828	
67 ITALY	3283	1686	13744	10904	
516 HONG KONG	100	58	7702	1950	
990 U STATES	49798	34370	217180	133646	
	53181	36114	239826	147328	
BRAZIL NUTS SHELLED	LB				105
1 U KINGDOM			28836	24834	
747 BOLIVIA	6270	3730	47058	30904	
752 BRAZIL	46260	26485	713758	355645	
774 PERU			8712	5820	
	52530	30215	798364	417203	
CASHEW NUTS SHELLED	LB				106
415 KENYA			25250	9930	
519 INDIA	580750	289752	3053212	1434629	
990 U STATES	17551	11258	175164	97109	
	598301	301010	3253626	1541668	
PECANS SHELLED	LB				107
990 U STATES	118865	133669	785833	953439	
	118865	133669	785833	953439	

IMPORTS INTO CANADA FOR CONSUMPTION

Commodities and Countries from which Imported	MONTH OF NOVEMBER 1960		ELEVEN MONTHS ENDED NOVEMBER 1960		Class Number
	Quantities	Values (\$)	Quantities	Values (\$)	
FILBERTS SHELLED	LB				108
1 U KINGDOM			59170	25562	
55 GERMANY W			85217	35491	
67 ITALY			12453	5326	
82 SPAIN	22046	10171	44799	20147	
86 SWITZRLND	21770	8957	32742	13687	
382 TURKEY	221327	96666	979463	431377	
553 CHINA COM			11023	2147	
990 U STATES			200086	76805	
	265143	115794	1424953	610542	
ASPARAGUS FRESH	LB				111
874 MEXICO			97548	21778	
990 U STATES	10825	2485	4847771	706291	
	10825	2485	4945319	728069	
BEANS GREEN FRESH	LB				112
874 MEXICO			61732	9264	
990 U STATES	1104797	114082	10439680	2222222	
	1104797	114082	10501412	1009263	
BEETS FRESH EXCEPT SUGAR BEETS	LB				114
990 U STATES	33488	1754	3876812	108243	
	33488	1754	3876812	108243	
CABBAGE FRESH	LB				115
874 MEXICO			617400	25603	
990 U STATES	303323	6783	69677960	2007287	
	303323	6783	70295360	2032890	
CARROTS FRESH	LB				116
990 U STATES	1112708	45538	84915879	2210280	
	1112708	45538	84915879	2210280	
CAULIFLOWER FRESH	LB				117
990 U STATES	1214916	105486	14251156	1196907	
	1214916	105486	14251156	1196907	
CELERY FRESH	LB				118
990 U STATES	5208069	164418	90975194	3319809	
	5208069	164418	90975194	3319809	
CUCUMBERS FRESH	LB				119
813 BAHAMAS			69200	6687	
848 CUBA			357418	38600	
874 MEXICO			171383	19787	
990 U STATES	2042865	143189	24898076	1403432	
	2042865	143189	25496077	1468506	
LETTUCE FRESH	LB				120
990 U STATES	15605504	733978	139702706	5639637	
	15605504	733978	139702706	5639637	
MUSHROOMS TRUFFLES FRESH	LB				121
54 FRANCE	300	953	629	1243	
55 GERMANY W			4465	7178	
67 ITALY	375	931	1144	2219	
246 CZECHO S			1497	3011	
277 POLAND			1804	776	
516 HONG KONG	90	313	1227	2822	
559 JAPAN	3050	4604	50993	98672	
990 U STATES	41378	15639	836340	307429	
	45193	22440	898099	423420	
ONIONS FRESH	LB				122
1 U KINGDOM			1400	70	
67 ITALY			227140	11854	
73 NETHRLNDS			359556	23672	
82 SPAIN	1212215	29339	5623796	126648	
385 UAR EGYPT			1321218	29583	
473 MOROCCO			43344	3650	
614 AUSTRALIA			5964	341	
622 NEW ZEAL			400	73	
755 CHILE			4085908	141708	
874 MEXICO			102970	6522	
990 U STATES	1625324	106252	55765270	1869158	
	2837539	135591	67536966	2213279	
PEAS GREEN FRESH	LB				123
874 MEXICO			392865	25627	
990 U STATES	21586	3982	2028410	156172	
	21586	3982	2421275	181799	
POTATOES SWEET AND YAMS FRESH	CWT				124
516 HONG KONG	32	458	309	4912	
990 U STATES	14767	62562	84252	455745	
	14799	63027	84561	460657	
POTATOES FRESH EXCEPT SEED	CWT				125
990 U STATES	22585	70564	3061827	8824144	
	22585	70564	3061827	8824144	
SPINACH FRESH	LB				126
874 MEXICO			81216	4892	
990 U STATES	746793	51278	7530487	480230	
	746793	51278	7611703	485122	
TOMATOES FRESH	LB				127
82 SPAIN	150997	13438	325879	29303	
813 BAHAMAS			76000	8185	
848 CUBA			1296245	169027	
874 MEXICO			66218284	4396497	
990 U STATES	9232466	641013	74669080	6370821	
	9383463	654451	142585488	10973833	
VEGETABLES FRESH	LB				128
M O P			120	52	
44 BELG LUX			558	68	
54 FRANCE	558	68			
67 ITALY	87347	7283	371575	32245	
516 HONG KONG	17692	2225	224022	39145	
559 JAPAN			3300	321	
755 CHILE			3025	578	
774 PERU			4193	745	

IMPORTS INTO CANADA FOR CONSUMPTION

Commodities and Countries from which Imported		MONTH OF NOVEMBER 1960		ELEVEN MONTHS ENDED NOVEMBER 1960		Class Number
		Quantities	Values (\$)	Quantities	Values (\$)	
848	CUBA			4 300	688	131
874	MEXICO			408 493	468 38	
990	U STATES	5 416 947	408 073	6 550 5787	4 478 708	
MUSTARD LIQUID		5 522 544	417 649	6 652 5373	4 599 388	
1	U KINGDOM				403	131
49	DENMARK				1433	
54	FRANCE		1049		16951	
55	GERMANY W		1875		8931	
73	NETHRLNDS		671		3696	
86	SWITZRLND				1355	
990	U STATES		578		14921	
PASTE HASH VEGETABLE			4173		47760	
MEAT FISH		LB				132
1	U KINGDOM	21040	6365	363537	102294	
49	DENMARK	456	144	3000	992	
54	FRANCE	390	96	15822	5887	
55	GERMANY W			6282	1413	
67	ITALY	7548	5248	23867	15396	
73	NETHRLNDS	3968	1236	10255	3000	
76	NORWAY	4362	686	16821	3136	
85	SWEDEN			503	504	
86	SWITZRLND			2026	490	
262	HUNGARY			5608	1418	
277	POLAND	7715	1539	17207	3321	
516	HONG KONG	114	59	6695	2715	
559	JAPAN			1281	455	
990	U STATES	62453	21763	1 683 328	525341	
POTATOES DRIED		108046	37136	2156232	666362	
LB						133
1	U KINGDOM			4500	685	
55	GERMANY W			1530	434	
990	U STATES	179560	47529	4036209	1169165	
VEGETABLES DRIED		179560	47529	4042239	1170284	
N O P		LB				134
1	U KINGDOM			9480	1798	
44	BELG LUX	1120	508	7655	3968	
54	FRANCE	3000	1029	30950	11048	
55	GERMANY W	10785	3317	23936	6585	
67	ITALY	100	72	28278	13077	
73	NETHRLNDS	5467	4021	58891	16668	
82	SPAIN	5811	1990	48681	8231	
245	BULGARIA			18806	3464	
385	UAR EGYPT	6600	1531	167156	37601	
516	HONG KONG	1529	1444	48149	24227	
559	JAPAN	750	824	4407	2382	
990	U STATES	380952	156238	2881674	1080639	
VEGETABLES FROZEN 1LB OR LESS		416114	170974	3328063	1209688	
LB						135 *
990	U STATES	1146154	212605	8061996	1567108	
VEGETABLES FROZEN OVER 1 LB		1146154	212605	8061996	1567108	
LB						136 **
990	U STATES	1791016	228446	7877081	1072370	
TOMATOES CANNED		1791016	228446	7877081	1072370	
LB						137
67	ITALY	4708562	330416	10610129	774204	
82	SPAIN	487945	27160	847679	48257	
874	MEXICO			109800	7236	
990	U STATES	643760	56922	10279494	851778	
TOMATO PASTE CANNED		5840267	414568	21847102	1681475	
LB						138
59	GREECE	20859	2733	36547	4809	
67	ITALY	2720357	323129	5780294	700818	
78	PORTUGAL	675263	69175	694244	71251	
82	SPAIN	155335	14718	334585	30674	
990	U STATES	1687605	261515	10396112	1556325	
TOMATO PULP AND PUREE CANNED		5259419	671270	17241782	2363877	
LB						139
990	U STATES	20964	1909	286001	22305	
TOMATO JUICE		20964	1909	286001	22305	
LB						140
990	U STATES	1130470	79705	13913302	935248	
ASPARAGUS IN CANS		1130470	79705	13913302	935248	
LB						141
54	FRANCE	8642	1217	16694	3653	
73	NETHRLNDS			270	73	
990	U STATES	178950	37030	1939703	356149	
CORN IN CANS		187592	38247	1956667	359875	
LB						143
990	U STATES	228285	31493	1915866	259285	
MUSHROOMS AND TRUFFLES IN CANS		228285	31493	1915866	259285	
LB						144
1	U KINGDOM			554	412	
49	DENMARK			508	533	
54	FRANCE	27668	8692	78337	30833	
55	GERMANY W	2401	1670	7578	4366	
67	ITALY			1636	3185	
82	SPAIN	6150	2089	34074	9753	
516	HONG KONG			584	435	
559	JAPAN			36205	13336	
578	TAIWAN			720	412	
990	U STATES	26567	9770	136134	58814	
		62786	22221	296330	122079	

* replacing former Class No. 129
 ** replacing former Class No. 430

IMPORTS INTO CANADA FOR CONSUMPTION

Commodities and Countries from which Imported	MONTH OF NOVEMBER 1960		ELEVEN MONTHS ENDED NOVEMBER 1960		Class Number
	Quantities	Values (\$)	Quantities	Values (\$)	
PEAS IN CANS	LB				145
1 U KINGDOM	2450	686	7330	1624	
44 BELG LUX	3375	828	16809	3824	
54 FRANCE	17229	2678	44653	8067	
73 NETHRLNDS	4916	589	12933	1533	
990 U STATES	44723	4898	596678	59153	
	72693	9679	678403	74201	
VEGETABLE JUICE N O P CANNED	LB				146
86 SWITZRLND	1620	451	9039	1973	
516 HONG KONG			600	75	
990 U STATES	16855	2335	192859	29884	
	18475	2786	202498	31932	
VEGETABLES N O P IN CANS	LB				147
1 U KINGDOM	39750	4464	65791	7611	
44 BELG LUX	30560	4528	77227	14081	
54 FRANCE	16389	3288	52787	11895	
55 GERMANY W	34140	4195	194015	24512	
59 GREECE	9987	620	85379	10344	
67 ITALY	48888	8710	65882	12140	
73 NETHRLNDS	102352	10090	350178	36876	
82 SPAIN	17964	2385	70750	10690	
262 HUNGARY			1499	209	
385 UAR EGYPT	6684	1420	19964	3681	
487 TUNISIA	4685	2017	10685	8040	
516 HONG KONG	34322	8859	199596	48465	
559 JAPAN	5028	1745	29658	8215	
578 TAIWAN	25850	3825	109626	16865	
752 BRAZIL			8475	1500	
824 JAMAICA	1350	513	4212	1152	
990 U STATES	545334	51584	5463833	533184	
	923283	108243	6809557	749460	
PIMENTOS IN CANS	LB				148
67 ITALY			11568	2458	
82 SPAIN	70950	8220	338434	45234	
559 JAPAN			10240	2616	
990 U STATES	1500	685	160433	42743	
	72450	8905	520675	93051	
BEANS GREEN OR WAX CANNED	LB				149
44 BELG LUX	8285	1528	10785	2037	
54 FRANCE	14409	3462	42241	9715	
59 GREECE			20765	1906	
67 ITALY			68798	10337	
73 NETHRLNDS	30065	2942	66411	7487	
443 ALGERIA			8000	1765	
990 U STATES	20010	2226	136181	17206	
	72769	10158	353181	50453	
BEANS BAKED CANNED	LB				150
1 U KINGDOM	3463	335	6853	649	
54 FRANCE	2112	201	15490	2148	
73 NETHRLNDS	24329	3176	52702	6735	
559 JAPAN			360	76	
990 U STATES	251610	23513	3769538	344361	
	281514	27225	3844943	353969	
PICKLES PACKAGED RETAIL SALE	GAL				151
1 U KINGDOM	14287	18529	37336	72636	
44 BELG LUX			44	178	
49 DENMARK	215	257	663	874	
54 FRANCE	50	93	118	231	
55 GERMANY W	1310	1927	11428	17737	
59 GREECE	230	245	230	245	
67 ITALY	1020	3107	6586	20741	
73 NETHRLNDS	1028	1225	1826	2490	
82 SPAIN			184	361	
246 CZECHO S	3980	2481	4880	3094	
277 POLAND	1216	1098	1216	1098	
516 HONG KONG	657	1182	8926	14572	
519 INDIA			653	2381	
559 JAPAN	394	1224	2119	5607	
752 BRAZIL			105	305	
824 JAMAICA			286	847	
990 U STATES	32150	40260	440035	578186	
	56537	71628	516635	721583	
PICKLES N O P	GAL				152
1 U KINGDOM	499	1322	6600	14958	
44 BELG LUX			290	190	
53 FINLAND			27	70	
54 FRANCE			450	386	
55 GERMANY W	126	101	3475	5077	
59 GREECE	960	686	3132	3343	
67 ITALY	14390	23015	81307	94002	
73 NETHRLNDS	71908	82956	227538	278850	
82 SPAIN	20405	11998	155525	105552	
355 ISRAEL			4000	1725	
516 HONG KONG	364	633	8577	15187	
559 JAPAN	258	592	4713	8423	
990 U STATES	75524	37521	622602	379183	
	184504	158824	1118236	906946	
SAUCES N O P	GAL				153
1 U KINGDOM	2783	3528	19148	43207	
49 DENMARK	25	96	174	477	
54 FRANCE	33	105	219	483	
55 GERMANY W	38	184	907	2319	
67 ITALY			1317	2520	
73 NETHRLNDS	496	4226	4691	23589	
86 SWITZRLND	92	375	523	1499	
516 HONG KONG	4641	4376	24630	54559	

IMPORTS INTO CANADA FOR CONSUMPTION

Commodities and Countries from which Imported		MONTH OF NOVEMBER 1960		ELEVEN MONTHS ENDED NOVEMBER 1960		Class Number
		Quantities	Values (\$)	Quantities	Values (\$)	
	519 INDIA			73	419	
	559 JAPAN	220	659	1789	3064	
	824 JAMAICA	39	133	90	367	
	990 U STATES	28211	58428	384680	826339	
SAUCES SOY		36578	72110	438241	958842	155
	GAL					
	516 HONG KONG	10013	7463	89799	64312	
	559 JAPAN	2230	3256	20292	25122	
	990 U STATES	4704	4804	41478	45494	
KETCHUP		16947	15523	151569	134928	156
	GAL					
	990 U STATES	35255	50257	443765	615550	
BUSH BARLEY BUCKWHEAT AND RYE		35255	50257	443765	615550	161
	BUSH					
				3017	6641	
BEANS SOYA				3017	6641	162
	BUSH					
	516 HONG KONG			242	2905	
	990 U STATES	3813512	8031930	12426026	26330738	
BEANS N O P		3813512	8031930	12426268	26333643	163
	LB					
	1 U KINGDOM	4000	420	10150	1205	
	44 BELG LUX	15700	1369	20705	1764	
	54 FRANCE	7165	557	7165	557	
	67 ITALY	119651	12705	477154	45140	
	73 NETHRLNDS	24896	3088	34781	4853	
	78 PORTUGAL			22220	2363	
	415 KENYA	55978	3312	55978	3312	
	425 TANGANYKA	111358	7164	111358	7164	
	473 MOROCCO			7600	984	
	476 MOZAMBOQUE			500	500	
	516 HONG KONG	1510	225	43405	4638	
	519 INDIA			22270	1844	
	559 JAPAN	3000	448	19132	2700	
	744 ARGENTINA	7951	590	7951	590	
	755 CHILE	137241	9549	232295	17424	
	774 PERU	130423	14754	629849	52310	
	990 U STATES	876402	79635	4845269	477467	
INDIAN CORN		1495275	133816	6548482	624815	167
	BUSH					
	990 U STATES	2706662	2977262	11631321	14043076	
OATS		2706662	2977262	11631321	14043076	168
	BUSH					
				2809	9086	
PEAS SPLIT				2809	9086	169
	LB					
	1 U KINGDOM	19600	2646	109819	16030	
	73 NETHRLNDS	2413	280	5756	486	
	363 LEBANON	5401	638	5401	638	
	755 CHILE			49541	8947	
	990 U STATES	75760	6196	738268	54290	
PEAS N O P		103174	9760	909485	80391	170
	LB					
	54 FRANCE	3858	309	35825	2473	
	67 ITALY	6614	533	73524	5729	
	73 NETHRLNDS	700	87	32412	2039	
	78 PORTUGAL			8267	877	
	422 RHOD NYAS			300	300	
	473 MOROCCO			8267	484	
	622 NEW ZEAL			22664	1447	
	874 MEXICO	110000	15079	216916	30358	
	990 U STATES	7305	1151	2732180	191765	
RICE UNCLEANNED UNHULLED PAODY		128477	17159	3130355	235472	171
	CWT					
	67 ITALY			107668	551081	
	73 NETHRLNDS			73193	528492	
	82 SPAIN			2349	10131	
	385 UAR EGYPT			1102	4750	
	614 AUSTRALIA	54865	430030	55429	434410	
	777 SURINAM	11023	59485	11023	59485	
	782 URUGUAY	12711	61761	114211	531640	
	874 MEXICO			76790	432488	
	990 U STATES	20231	105832	91189	495207	
RICE CLEANED		98830	657108	532954	3047684	172
	CWT					
	1 U KINGDOM	4	71	166	1351	
	44 BELG LUX	5856	22713	15411	57744	
	67 ITALY	3235	21733	19518	127480	
	73 NETHRLNDS	350	2529	3764	28108	
	82 SPAIN			4480	16723	
	516 HONG KONG	20	189	231	2020	
	545 BURMA			10942	26551	
	553 CHINA COM			44800	110605	
	559 JAPAN			100	1242	
	614 AUSTRALIA	85972	356383	85972	356383	
	744 ARGENTINA			22197	58481	
	782 URUGUAY	1099	4979	1099	4979	
	990 U STATES	14241	164553	194077	1960349	
WHEAT		110777	573150	402757	2752016	174
	BUSH					
				2550	6153	
ALFALFA OR GRASS MEAL DEHYD				2550	6153	180
	CWT					
	990 U STATES	1070	1741	17751	42329	
		1070	1741	17751	42329	

IMPORTS INTO CANADA FOR CONSUMPTION

Commodities and Countries from which Imported	MONTH OF NOVEMBER 1960		ELEVEN MONTHS ENDED NOVEMBER 1960		Class Number
	Quantities	Values (\$)	Quantities	Values (\$)	
BRAN AND MILL FEED	CWT				182
990 U STATES	1250	5999	24748	65062	
	1250	5999	24748	65062	
CORN MEAL	BBL				184
67 ITALY			48	578	
990 U STATES	6615	44195	74724	496063	
	6615	44195	74772	496641	
HOMINY CRACKED OR DRIED CORN	CWT				185
990 U STATES	9412	27341	143645	454225	
	9412	27341	143645	454225	
MALT FLOUR	LB				187
990 U STATES	9000	929	276000	22593	
	9000	929	276000	22593	
OATMEAL AND ROLLED OATS	LB				188
990 U STATES			750	60	
			750	60	
RICE STARCH FLOUR MEAL FEED	LB				189
54 FRANCE			1256	136	
55 GERMANY W	44000	3744	132000	11221	
73 NETHRLNDS	914	182	2710	507	
516 HONG KONG	8020	1148	54910	7474	
559 JAPAN	500	104	1335	296	
990 U STATES	102720	9037	1365845	122334	
	156154	14215	1558056	141968	
SAGO AND CASSAVA FLOUR	LB				192
1 U KINGDOM			58072	3031	
516 HONG KONG	3500	446	17980	2315	
524 MALAYA			8960	366	
583 THAILAND	288501	9434	2185608	72044	
752 BRAZIL	2000	146	362585	16778	
990 U STATES	94000	11243	1358073	104475	
	388001	21269	3991278	199009	
WHEAT FLOUR	CWT				194
1 U KINGDOM			40	200	
990 U STATES	50	985	1795	10712	
	50	985	1835	10912	
CEREALS MILLED N O P	CWT				195
1 U KINGDOM	6	145	58	1384	
73 NETHRLNDS			7	70	
990 U STATES	625	2705	6248	20689	
	631	2850	6313	22143	
BISCUITS AND BREAD OIETARY					201
1 U KINGDOM		1352		9256	
54 FRANCE		67		9246	
990 U STATES		2920		30488	
		4339		48990	
BISCUITS NOT SWEETENED N O P	LB				203
1 U KINGDOM	131837	43242	926653	291319	
44 BELG LUX	1386	741	2560	1142	
49 DENMARK	1819	366	28850	5655	
53 FINLAND	406	96	4028	812	
54 FRANCE	73084	15893	171595	34469	
55 GERMANY W	1629	563	19107	6236	
67 ITALY	343	200	343	200	
73 NETHRLNDS	28163	7880	176596	44376	
76 NORWAY	10783	1818	49478	8217	
85 SWEDEN	66829	11651	519895	93994	
516 HONG KONG	180	110	3968	2315	
559 JAPAN	6904	2713	27928	10712	
990 U STATES	412379	135377	2487415	778014	
	742742	220650	4418416	1277461	
BISCUITS SWEETENED N O P	LB				204
1 U KINGDOM	1552379	635373	9139393	3554559	
43 AUSTRIA	7149	2730	27205	10062	
44 BELG LUX	27174	11105	248689	99504	
49 DENMARK	6006	1454	53356	12287	
54 FRANCE	7416	2171	242186	58607	
55 GERMANY W	56967	23028	138653	54310	
64 IRELAND			6818	2529	
67 ITALY	2360	952	50142	17534	
73 NETHRLNDS	58061	13730	431210	106774	
85 SWEDEN	842	325	1640	824	
86 SWITZRLND	4321	1503	12334	4029	
246 CZECHO S			480	249	
516 HONG KONG	1326	820	15412	8900	
559 JAPAN	542	251	26874	9241	
990 U STATES	173854	42995	1928119	472699	
	1898397	736437	12322511	4412108	
BREAD PASSOVER MATZO PRODUCTS					205
1 U KINGDOM				629	
55 GERMANY W				1912	
355 ISRAEL		300		7390	
990 U STATES		7287		340964	
		7587		350895	
CEREAL FOODS 25 POUNDS OR LESS	LB				206
1 U KINGDOM	4540	1277	543107	61624	
55 GERMANY W	6767	1421	95302	18643	
64 IRELAND			10500	1322	
67 ITALY	1200	307	6545	2683	
73 NETHRLNDS	6724	967	47554	5374	
76 NORWAY	2400	523	6633	1131	
516 HONG KONG	500	180	7515	2534	
559 JAPAN	480	120	4670	1425	
990 U STATES	254278	57208	3074224	766146	
	276889	62003	3796050	860882	

IMPORTS INTO CANADA FOR CONSUMPTION

Commodities and Countries from which Imported	MONTH OF NOVEMBER 1960		ELEVEN MONTHS ENDED NOVEMBER 1960		Class Number
	Quantities	Values (\$)	Quantities	Values (\$)	
CEREAL FOODS PREPARED N O P					207
1 U KINGDOM		95		7597	
54 FRANCE		96		508	
55 GERMANY W				1581	
67 ITALY		1182		1359	
559 JAPAN		302		1549	
990 U STATES		10546		326485	
		12221		339079	
MACARONI AND VERMICELLI	LB				208
54 FRANCE	1190	227	1957	326	
67 ITALY	124743	15308	418019	50820	
73 NETHRLNDS	14037	1547	67326	7456	
516 HONG KONG	6400	1015	71144	15605	
559 JAPAN	1530	260	6940	1068	
990 U STATES	288364	44433	3438184	482081	
	436264	62790	4003570	557356	
MILK FOODS N O P	LB				209
1 U KINGDOM	4504	2482	22308	7238	
55 GERMANY W			6666	4772	
76 NORWAY	5382	2257	19687	8160	
85 SWEDEN	1334	422	5767	1829	
990 U STATES	41457	31866	607285	394772	
	52677	37027	661713	416771	
ARROWROOT	LB				221
614 AUSTRALIA	45185	5850	107711	13262	
826 LEEW WIND	160000	18223	450000	51201	
990 U STATES	23000	5075	24000	5480	
	228185	29148	581711	69943	
MALT WHOLE CRUSHED OR GROUND	LB				224
SAGO AND TAPIOCA	LB				225
524 MALAYA	43500	2759	126015	7864	
556 INDONESIA			148604	15762	
752 BRAZIL	45025	3624	135555	11051	
990 U STATES	75000	10682	916450	132239	
	163525	17065	1326624	166916	
ALL OTHER BREADSTUFFS N O P					226
1 U KINGDOM		5604		11648	
55 GERMANY W		171		390	
990 U STATES		78		29191	
		5853		41229	
CHOCOLATES IN RETAIL PACKAGES	LB				239
1 U KINGDOM	283785	135298	1682753	790691	
43 AUSTRIA			5630	3686	
44 BELG LUX	5831	1948	9878	3815	
49 DENMARK			1209	838	
53 FINLAND			910	338	
54 FRANCE			12222	4102	
55 GERMANY W	42654	25060	166656	84483	
64 IRELAND	110707	43844	695277	311357	
67 ITALY	4894	4846	15480	9202	
73 NETHRLNDS	30524	15487	106879	48212	
76 NORWAY	1540	576	1540	576	
85 SWEDEN	606	300	606	300	
86 SWITZRLND	8181	5632	75294	50457	
355 ISRAEL	1780	735	16308	10223	
990 U STATES	156611	71368	477857	207442	
	647113	305094	3268499	1525722	
CONFECTIONERY CHOCOLATE N O P	LB				240
1 U KINGDOM	893553	312388	4577612	1605751	
43 AUSTRIA	5702	1923	19812	10087	
44 BELG LUX	12514	5060	37037	16644	
49 DENMARK	29823	12284	45284	20795	
53 FINLAND	8259	3150	12170	4548	
54 FRANCE	77832	21054	197204	62537	
55 GERMANY W	109477	48412	524963	267288	
64 IRELAND	8899	3155	224551	101818	
67 ITALY	15571	9043	57688	36765	
73 NETHRLNDS	117323	47218	585185	223717	
76 NORWAY	1800	1099	8838	4801	
85 SWEDEN	10985	3464	35071	10615	
86 SWITZRLND	29343	15828	148026	84165	
246 CZECHOS	11911	2434	93126	30181	
277 POLAND	2474	709	2474	709	
355 ISRAEL	16386	6056	94111	26769	
559 JAPAN			886	362	
990 U STATES	280940	93396	2385102	826180	
	1632792	586673	9049140	3333732	
FRUIT PIES FROZEN	LB				241
990 U STATES	102397	24682	787893	176742	
	102397	24682	787893	176742	
CONFECTIONS SWEETENED N O P	LB				242
1 U KINGDOM	184893	54344	703293	180812	
44 BELG LUX	2934	574	15387	2945	
49 DENMARK			44200	13365	
54 FRANCE	1487	536	32051	9404	
55 GERMANY W	18556	8101	118229	45986	
64 IRELAND	8700	3353	74741	25516	
67 ITALY	15358	8816	35319	27562	
73 NETHRLNDS	27891	4511	276552	43018	
516 HONG KONG	6167	1654	26460	9306	
559 JAPAN			75	60	
886 P RICO			3600	2074	
990 U STATES	639703	221681	5834635	2106105	
	905689	303570	7164542	2466153	

IMPORTS INTO CANADA FOR CONSUMPTION

Commodities and Countries from which Imported	MONTH OF NOVEMBER 1960		ELEVEN MONTHS ENDED NOVEMBER 1960		Class Number
	Quantities	Values (\$)	Quantities	Values (\$)	
FRUITS PEELS CANDIED	LB				243
1 U KINGDOM	5670	1494	15270	4438	
54 FRANCE	131969	30649	1547083	357047	
67 ITALY	56549	12575	64209	14810	
73 NETHRLNDS			980	187	
82 SPAIN			4800	1775	
427 UN SO AFR	8100	938	23500	2691	
516 HONG KONG	175	56	3514	1353	
578 TAIWAN	17637	2525	17637	2525	
614 AUSTRALIA	7000	788	126424	19178	
990 U STATES	41739	12475	225913	60354	
	268839	61500	2029330	464358	
GINGER PRESERVED	LB				244
1 U KINGDOM	1084	683	1492	945	
516 HONG KONG	12899	3292	255386	39978	
559 JAPAN	750	176	2350	559	
	14733	4151	259228	41482	
SUGAR CANDY CONFECTIONERY NOP	LB				246
1 U KINGDOM	2106067	474919	15921970	3514939	
43 AUSTRIA	54249	11621	156223	37041	
44 BELG LUX	600	366	9623	5915	
49 DENMARK	10124	2745	287079	63934	
53 FINLAND	4772	1201	23792	5509	
54 FRANCE	125250	28097	333189	79967	
55 GERMANY W	31888	12144	327272	93013	
59 GREECE	297	62	5027	1431	
64 IRELAND	13590	3427	74575	20415	
67 ITALY	51680	26602	235315	94105	
73 NETHRLNDS	249612	45837	1497243	288863	
82 SPAIN	1200	782	1993	1390	
85 SWEDEN	3408	658	339581	57370	
86 SWITZRLND	3541	1789	9476	4526	
246 CZECHOS	24917	3087	169759	22069	
258 GERMANY E			18325	2377	
277 POLAND	27809	3679	111354	13581	
287 U S S R			2249	664	
316 CYPRUS			3136	537	
355 ISRAEL	41884	6930	133455	25615	
516 HONG KONG	3677	1565	87029	22289	
559 JAPAN	16746	4356	21804	6176	
614 AUSTRALIA			1400	154	
824 JAMAICA	9000	1118	14000	1849	
886 P RICO	11250	1940	11250	1940	
990 U STATES	389624	111337	4260191	1059728	
	3181185	744262	24056310	5425397	
BUBBLE GUM	LB				247
1 U KINGDOM	40273	8138	151177	37127	
49 DENMARK	5098	2157	122877	49306	
54 FRANCE	22046	4418	22046	4418	
55 GERMANY W			21037	4485	
64 IRELAND	76600	15219	210988	45621	
67 ITALY			3748	1467	
73 NETHRLNDS	3851	1008	70640	33024	
355 ISRAEL	3268	912	3268	912	
990 U STATES	18521	5733	875406	258240	
	169657	37585	1481187	434600	
CHEWING GUM N O P	LB				249
1 U KINGDOM	308	88	24421	6689	
49 DENMARK			39299	10892	
54 FRANCE	1102	996	1102	996	
55 GERMANY W			8407	2404	
73 NETHRLNDS	7728	1839	60035	18572	
990 U STATES	3880	1332	137454	41494	
	13018	4255	270718	81047	
GLUCOSE AND SYRUP CORN SYRUP	CWT				251
1 U KINGDOM	73	521	6186	36166	
55 GERMANY W	15	529	196	7513	
73 NETHRLNDS	58	618	342	3838	
427 UN SO AFR			894	3539	
990 U STATES	6652	48260	88952	678666	
	6798	49928	96570	729722	
MOLASSES OF CANE N O P	GAL				252
716 B GUIANA	1707360	127625	6351360	486885	
826 LEEW WIND			591463	46858	
828 TRINIDAD	1689920	126358	4816720	380992	
848 CUBA			1747178	192344	
855 DOM REP	488230	47368	1114833	107851	
862 FR W IND			248890	24024	
886 P RICO	528868	47164	528868	47164	
990 U STATES	204333	30802	1851450	253148	
	4618711	379317	17250762	1539266	
MOLASSES FOR HUMAN CONSUMPTION	GAL				255
822 BARBADOS	20614	15418	2141265	1088384	
848 CUBA			1160807	473470	
990 U STATES	3056	5386	26756	40654	
	23670	20804	3328828	1602508	
SYRUPS OF CANE OR BEET N O P	GAL				256
1 U KINGDOM	9777	13322	31853	42347	
990 U STATES	185	451	4086	9218	
	9962	13773	35939	51565	
SUGAR RAW IMPORTED BY REFINERS	CWT				262
417 MAURITIUS			579940	2099608	
427 UN SO AFR	22235	92509	416254	1643720	
614 AUSTRALIA	689920	2508541	3448592	11910353	
617 FIJI			1385656	5578703	
716 B GUIANA	423454	1671055	1770499	6947223	

IMPORTS INTO CANADA FOR CONSUMPTION

Commodities and Countries from which Imported			MONTH OF NOVEMBER 1960		ELEVEN MONTHS ENDED NOVEMBER 1960		Class Number
			Quantities	Values (\$)	Quantities	Values (\$)	
822	BARBADOS	211337	803190	351897	1315874		
824	JAMAICA	94094	383902	2140226	8449531		
826	LEEWIND			159316	588190		
828	TRINIDAD	137699	549162	980870	3730216		
848	CUBA	67688	269100	1102402	3529046		
SUGAR RAW N O P		1646427	6277459	12335652	45792464		
	CWT						263
716	B GUIANA	11427	48879	62235	253930		
848	CUBA			182219	647796		
SUGAR REFINED		11427	48879	244454	901726		
	CWT						264
1	U KINGDOM	18	278	92	1104		
73	NETHRLNDS	17	180	39	415		
516	HONG KONG			4408	22743		
990	U STATES	15	1203	1416	14337		
SUGAR AND SYRUP MAPLE		50	1661	5955	38599		
	LB						265
COCOA BEANS NDT ROASTED							
	CWT						271
1	U KINGDOM	2240	61353	13837	393368		
55	GERMANY W			350	10160		
73	NETHRLNDS			840	24766		
414	GHANA			79858	2110556		
418	NIGERIA	11198	283634	130701	3372125		
513	CEYLON			2016	56186		
614	AUSTRALIA			224	6166		
752	BRAZIL	3968	103920	17516	450374		
763	ECUADOR	879	22609	10860	292511		
785	VENEZUELA			3092	95841		
824	JAMAICA	2569	62268	14322	348363		
826	LEEWIND	200	6670	2200	56693		
828	TRINIDAD	294	8857	2436	82550		
855	DOM REP			1012	25729		
990	U STATES	574	16015	48305	1493036		
COCOA BUTTER		21922	565326	327569	8818424		
	LB						273
1	U KINGDOM	2029440	1140664	4654853	2687803		
54	FRANCE			43740	32810		
64	IRELAND			40320	25607		
67	ITALY	44092	22508	105645	57823		
73	NETHRLNDS	106883	57955	885841	492410		
82	SPAIN	55115	28818	220460	115274		
752	BRAZIL			1362398	722250		
824	JAMAICA	167074	90410	1021815	562051		
828	TRINIDAD			93814	48541		
855	DOM REP			1000	558		
990	U STATES	22803	11389	94618	64644		
COCOA PASTE NOT SWEETENED		2425407	1351744	8524504	4809771		
	LB						274
1	U KINGDOM	405120	147035	887171	305279		
54	FRANCE	44089	15847	374722	135616		
55	GERMANY W			154322	38036		
73	NETHRLNDS	179624	40040	785657	191334		
355	ISRAEL			576	391		
752	BRAZIL	55981	7344	563823	66215		
990	U STATES	300	156	29465	11183		
COCOA PASTE SWEETENED		685114	210422	2795736	748054		
	LB						275
1	U KINGDOM	280	55	39066	11721		
44	BELG LUX	882	393	882	393		
55	GERMANY W			441	241		
73	NETHRLNDS	3300	1110	8733	3037		
86	SWITZRLND			1261	581		
990	U STATES	17560	6912	143210	51512		
COCOA OR CHOCOLATE POWDER		22022	8470	193593	67485		
	LB						276
1	U KINGDOM	60110	18860	126278	35517		
54	FRANCE	5000	800	82497	14591		
55	GERMANY W	78657	13297	138513	24635		
67	ITALY	102	53	56318	9492		
73	NETHRLNDS	425562	92010	1956841	430962		
752	BRAZIL			11050	2667		
990	U STATES	188901	42890	1825136	481676		
COCOA AND CHOCOLATE PREPS NOP		758332	167910	4196633	999540		
	LB						277
1	U KINGDOM	502992	123091	2749764	697154		
44	BELG LUX			162	55		
54	FRANCE			1400	816		
55	GERMANY W	176	72	217239	38766		
64	IRELAND	513005	84564	3494205	597927		
67	ITALY			1102	255		
73	NETHRLNDS	118895	21756	1025521	166406		
752	BRAZIL	176649	23440	1086318	138972		
990	U STATES	165684	35676	1213234	290136		
CHICORY		1477401	288599	9788945	1930487		
	LB						282
44	BELG LUX	2480	227	80677	6377		
54	FRANCE	15792	1119	102192	6055		
73	NETHRLNDS	48387	3493	158578	12314		
427	UN SO AFR			350	399		
990	U STATES	5790	2238	74563	24388		
COFFEE GREEN		72449	7077	416360	49533		
	LB						283
1	U KINGDOM			194708	70653		
329	B M E NES	17600	7259	145863	59023		
344	ETHIOPIA			113494	39553		

IMPORTS INTO CANADA FOR CONSUMPTION

Commodities and Countries from which Imparted	MONTH OF NOVEMBER 1960		ELEVEN MONTHS ENDED NOVEMBER 1960		Class Number
	Quantities	Values (\$)	Quantities	Values (\$)	
415 KENYA	959640	382464	3630932	1412113	
418 NIGERIA			88571	30720	
425 TANGANYKA	460988	151825	3048478	1110383	
426 UGANDA	1294441	229378	4734372	992383	
446 ANGOLA	443934	104763	668947	154951	
449 BEL CONGO	174875	59194	1860396	680156	
524 MALAYA			11200	5081	
747 BOLIVIA			26335	9656	
752 BRAZIL	3663769	1220524	49748209	16912819	
758 COLOMBIA	3208961	1368377	26087337	11084235	
763 ECUADOR	70680	25251	749453	273129	
769 PARAGUAY	38016	12776	38016	12776	
774 PERU	32443	13036	373645	150811	
785 VENEZUELA	32411	13301	480352	193425	
824 JAMAICA	6600	2474	294520	111427	
828 TRINIDAD	11000	2955	286439	64728	
845 CRICA	180499	74224	1591420	661500	
855 DOM REP	268015	97102	1687260	621462	
857 EL SALVO	107654	43994	1869107	710400	
864 GUATEMALA	414211	168010	2504532	1004685	
867 HAITI			92347	30391	
869 HONDURAS	83449	32440	904340	348979	
874 MEXICO	302909	116229	7335869	2884352	
879 NICARAGUA			252124	95450	
883 PANAMA			58805	24242	
886 P RICO			175480	67496	
990 U STATES	750840	221297	10248848	3007297	
	12522935	4346873	119301399	42824276	
COFFEE ROASTED AND SUBSTITUTES	LB				286
1 U KINGDOM			2142	1337	
55 GERMANY W	3638	918	7243	1607	
73 NETHRLNDS			3341	1711	
824 JAMAICA			696	516	
990 U STATES	202282	141110	1679882	1121461	
	205920	142028	1693304	1126632	
COFFEE EXTRACT OF N O P	LB				287
1 U KINGDOM	28708	10029	92129	31762	
73 NETHRLNDS			2585	644	
990 U STATES	76767	33885	649367	280880	
	105475	43914	744081	313286	
INSTANT COFFEE POWDER	LB				288
54 FRANCE			3105	10986	
55 GERMANY W	441	688	1330	2066	
73 NETHRLNDS			4168	10346	
86 SWITZRLND			85	380	
427 UN SO AFR			3080	3491	
857 EL SALVO			68	222	
864 GUATEMALA	13760	16856	224390	267773	
990 U STATES	329614	531129	3853840	6456564	
	343815	548673	4090066	6751828	
CLOVES UNGROUND	LB				291
1 U KINGDOM			7432	1924	
415 KENYA	13440	4710	132800	40781	
990 U STATES	540	222	5660	2936	
	13980	4932	145892	45641	
GINGER UNGROUND	LB				292
1 U KINGDOM			36836	6255	
423 S LEONE			25760	4652	
516 HONG KONG	240	110	28360	3360	
519 INDIA			47040	11375	
578 TAIWAN			5000	624	
617 FIJI	9100	992	39700	5007	
824 JAMAICA	7307	1743	148368	41552	
848 CUBA			26851	2691	
886 P RICO			16885	2199	
990 U STATES	1680	358	31297	7205	
	18327	3203	406097	84920	
MUSTARD GROUND	LB				293
1 U KINGDOM	26456	13368	376648	192094	
990 U STATES	5390	1143	196139	55299	
	31846	14511	572787	247393	
NUTMEGS AND MACE	LB				294
73 NETHRLNDS			1250	1106	
513 CEYLON			44800	20163	
524 MALAYA	7840	10789	31040	39677	
826 LEEW WIND	21620	26374	214396	267689	
828 TRINIDAD			5612	6580	
990 U STATES	182	957	9487	18584	
	29642	38120	306585	353799	
PEPPER UNGROUND	LB				296
1 U KINGDOM			170552	144086	
82 SPAIN	770	220	770	220	
262 HUNGARY			6090	1112	
382 TURKEY			11023	1758	
418 NIGERIA			47830	10075	
426 UGANDA	9180	3126	9180	3126	
473 MOROCCO			16500	3300	
513 CEYLON			100800	43988	
519 INDIA	11536	6902	1622636	852236	
524 MALAYA	115360	74661	888862	504199	
529 B E I NES			21280	17220	
559 JAPAN	16700	4298	65300	15176	
752 BRAZIL			44446	28528	
824 JAMAICA			3360	1953	
990 U STATES	27443	9830	93159	39703	
	180989	99037	3101788	1666680	

IMPORTS INTO CANADA FOR CONSUMPTION

Commodities and Countries from which Imported	MONTH OF NOVEMBER 1960		ELEVEN MONTHS ENDED NOVEMBER 1960		Class Number
	Quantities	Values (\$)	Quantities	Values (\$)	
SPICES N O P UNGROUND	LB				297
1 U KINGDOM			30932	4705	
55 GERMANY W			420	210	
73 NETHRLNDS			19587	6768	
429 B AFR NES	6722	540	52085	3965	
513 CEYLON			7600	5129	
516 HONG KONG			44800	12104	
519 INDIA	4480	529	4480	529	
524 MALAYA	11239	3042	258159	58270	
556 INDONESIA	2205	474	157235	28294	
586 VIET NAM			11243	4086	
824 JAMAICA	40320	23750	112280	67129	
874 MEXICO			6623	3530	
886 P RICO			1300	201	
990 U STATES	14725	7082	61548	27052	
	79691	35417	768292	221972	
GINGER AND SPICES N O P GROUND	LB				298
1 U KINGDOM	4438	2688	40538	25692	
54 FRANCE	42	65	42	65	
55 GERMANY W	2280	1506	6404	5648	
67 ITALY			2428	1144	
73 NETHRLNDS	1600	1360	6349	4580	
82 SPAIN	65690	21918	498798	128803	
262 HUNGARY	11000	2249	53200	9556	
288 YUGO SLAV			60987	11482	
516 HONG KONG			300	128	
519 INDIA	672	121	28289	6683	
874 MEXICO			1920	659	
990 U STATES	42706	22247	405726	295173	
	128428	52154	1104981	489613	
VANILLA BEANS CRUDE	LB				300
1 U KINGDOM			3064	36786	
826 LEEWIND			423	4084	
874 MEXICO	1113	8884	6659	78361	
990 U STATES	3176	25945	30079	350549	
	4289	34829	40225	469780	
SEEDS AROMATIC CRUDE UNGROUND	LB				301
1 U KINGDOM	375	1434	17439	4942	
54 FRANCE	971	141	5937	1318	
55 GERMANY W	1102	151	10336	1426	
73 NETHRLNDS	23018	4023	186467	32079	
82 SPAIN	2204	447	15954	1936	
473 MOROCCO			237360	11986	
516 HONG KONG			2240	160	
519 INDIA			4830	3343	
864 GUATEMALA			1516	4499	
990 U STATES	2642	543	56221	19628	
	30312	6739	538300	81317	
TEA BLACK	LB				319
1 U KINGDOM	1050526	765223	5441583	3241635	
44 BELG LUX	12055	5602	37953	16674	
55 GERMANY W	10362	3848	32040	12980	
64 IRELAND	300	241	8410	6331	
73 NETHRLNDS	46611	21058	293190	131544	
415 KENYA	116757	60511	1188496	617661	
422 RHOD NYAS			25538	12589	
425 TANGANYKA	25805	12744	232648	117797	
426 UGANDA	30449	15819	362916	177125	
449 BEL CONGO			247607	125361	
513 CEYLON	2429355	1409224	17113971	8903196	
516 HONG KONG	5304	3833	85303	43853	
519 INDIA	1604092	958097	13390698	7357868	
524 MALAYA	4992	2460	12192	5983	
527 PAKISTAN			110640	49668	
553 CHINA COM	5000	2356	29427	9897	
556 INDONESIA	69246	28356	110767	46031	
559 JAPAN	32720	6805	214800	42085	
578 TAIWAN	20500	5183	92785	23630	
744 ARGENTINA	1144	242	2260	678	
990 U STATES	7637	7398	422923	258154	
	5472855	3309000	39456147	21200740	
TEA GREEN	LB				320
1 U KINGDOM			2076	2460	
516 HONG KONG	5708	3786	25252	16561	
553 CHINA COM			600	452	
559 JAPAN	83799	25024	342196	100191	
578 TAIWAN			780	555	
990 U STATES			600	220	
	89507	28810	371504	120509	
VINEGAR	GAL				341
1 U KINGDOM			69	233	
54 FRANCE	1027	1150	2791	3570	
55 GERMANY W			36	63	
67 ITALY	1440	2200	9252	10120	
73 NETHRLNDS			314	286	
78 PORTUGAL			467	150	
516 HONG KONG	108	87	942	780	
559 JAPAN	95	68	459	376	
990 U STATES	144	141	66173	29194	
	2814	3646	80503	44772	
YEAST IN CAKES AND PACKAGES	LB				352
1 U KINGDOM	22160	2259	311302	33247	
54 FRANCE	106	110	304	321	
73 NETHRLNDS	2217	1013	4317	2003	
990 U STATES	2825	2327	33592	26348	
	27308	5709	349515	61919	

IMPORTS INTO CANADA FOR CONSUMPTION

Commodities and Countries from which Imported	MONTH OF NOVEMBER 1960		ELEVEN MONTHS ENDED NOVEMBER 1960		Class Number
	Quantities	Values (\$)	Quantities	Values (\$)	
YEAST IN BULK	LB				353
990 U STATES	420	136	37507	6284	
	420	136	37507	6284	
HOPS	LB				362
55 GERMANY W			19566	20296	
288 YUGO SLAV	22240	14792	22240	14792	
990 U STATES	291431	176952	1161182	633688	
	313671	191744	1202988	668776	
LIQUORICE UNSWEETENED	LB				364
1 U KINGDOM			300	76	
382 TURKEY			109978	17546	
990 U STATES	2835	969	425867	101150	
	2835	969	536145	118772	
MALT SYRUP AND EXTRACTS	LB				365
1 U KINGDOM	45420	8017	387004	78095	
55 GERMANY W	600	200	960	279	
73 NETHRLNOS			37868	5542	
990 U STATES	26913	7254	864679	168261	
	72933	15471	1290511	252177	
ESSENCES EXTRACTS N O P	GAL				367
1 U KINGDOM	485	5444	1654	19305	
55 GERMANY W			92	4376	
67 ITALY	134	3760	382	11797	
73 NETHRLNDS			532	3313	
815 BERMUDA	8	562	82	4557	
990 U STATES	77	1403	834	18847	
	704	11169	3576	62195	
POTATOES FRENCH FRIED FROZEN	LB				380
990 U STATES	141915	19044	1556819	194377	
	141915	19044	1556819	194377	
POTATO CHIPS NOT FROZEN	LB				381
1 U KINGDOM			13370	4470	
990 U STATES	281989	112605	3003920	1267263	
	281989	112605	3017290	1271733	
VEGETABLE FOOD PRODUCTS N O P					390
1 U KINGDOM		51156		311024	
44 BELG LUX		2379		2379	
49 DENMARK				3172	
54 FRANCE				4335	
55 GERMANY W		6169		23599	
67 ITALY		501		1354	
73 NETHRLNOS		1527		59358	
78 PORTUGAL				552	
85 SWEDEN		1996		11710	
86 SWITZRLND				8382	
363 LEBANON				492	
516 HONG KONG		7044		63297	
519 INDIA				421	
559 JAPAN		1771		11316	
990 U STATES		176234		2199288	
		248777		2700679	

IMPORTS INTO CANADA FOR CONSUMPTION

Commodities and Countries from which Imported		MONTH OF NOVEMBER 1960		ELEVEN MONTHS ENDED NOVEMBER 1960		Class Number
		Quantities	Values (\$)	Quantities	Values (\$)	
<u>GROUP 1</u>						
<u>AGRICULTURAL PRODUCTS</u>						
<u>B OTHER THAN FOOD</u>						
ALE BEER PORTER AND STOUT	GAL					1501
1 U KINGDOM	27200	37211	265245	355106		
49 DENMARK	1788	2007	16721	20034		
55 GERMANY W	2710	3117	37033	42841		
73 NETHRLNDS	360	465	6941	8116		
559 JAPAN	728	2142	4083	13069		
990 U STATES			32	63		
	32786	44942	330055	439229		
BRANDY	P GAL					1511
1 U KINGDOM	53	338	838	7397		
54 FRANCE	34331	234956	243582	1854078		
55 GERMANY W	220	2827	738	9357		
59 GREECE	207	1790	1857	15651		
67 ITALY			566	3867		
73 NETHRLNDS			54	481		
78 PORTUGAL	2940	12312	20790	78795		
82 SPAIN	546	3333	4430	26467		
86 SWITZRLND	35	662	154	2859		
246 CZECHO S	35	247	133	938		
288 YUGO SLAV	405	2129	2471	13206		
316 CYPRUS	360	1447	2554	12679		
355 ISRAEL			461	6678		
427 UN SO AFR	19034	58041	117924	330802		
614 AUSTRALIA	6880	23052	57668	192181		
990 U STATES			76	643		
	65046	341134	454296	2556079		
CORDIALS AND LIQUEURS N O P	P GAL					1512
1 U KINGDOM	3353	48036	18584	262798		
49 DENMARK	871	12990	6615	97618		
54 FRANCE	5271	66235	37322	434811		
55 GERMANY W			60	295		
59 GREECE	135	831	730	5634		
64 IRELAND	35	450	98	1320		
67 ITALY	349	4069	2180	21034		
73 NETHRLNDS	3275	36212	18665	198471		
76 NORWAY	87	401	517	2966		
85 SWEDEN	101	624	401	1884		
262 HUNGARY	84	677	270	2186		
288 YUGO SLAV	136	688	731	3838		
614 AUSTRALIA	44	441	372	3740		
622 NEW ZEAL			7	71		
824 JAMAICA	870	9080	2298	25509		
828 TRINIDAD	5	84	987	19586		
848 CUBA			93	1912		
874 MEXICO			169	3650		
886 P RICO	265	1520	2170	12717		
990 U STATES			24	471		
	14881	182338	92293	1100511		
GIN	P GAL					1513
1 U KINGDOM	14881	71087	175989	785673		
55 GERMANY W	63	309	315	1658		
73 NETHRLNDS	3101	8303	14677	43129		
	18045	79699	190981	830460		
RUM	P GAL					1514
1 U KINGDOM	67507	196489	278473	949956		
54 FRANCE			565	4119		
716 B GUIANA	20663	30805	257621	341822		
822 BARBADOS	15580	51534	97960	275740		
824 JAMAICA	9260	35594	63086	208715		
828 TRINIDAD	9045	41169	91672	422355		
848 CUBA	678	8647	7672	80574		
867 HAITI			860	6146		
886 P RICO	14247	99682	77491	548894		
990 U STATES	219	294	981	1310		
	137199	464214	876381	2839631		
WHISKY	P GAL					1515
1 U KINGDOM	120969	862040	797526	5924585		
64 IRELAND			314	2371		
73 NETHRLNDS	32	247	140	1163		
887 VIRGIN IS			15399	31326		
990 U STATES	19966	47492	508530	965616		
	140967	909779	1321909	6925061		
ABSINTHE ALCOHOLIC LIQUORS NOP	P GAL					1516
277 POLAND	95	617	165	1031		
287 U S S R			106	540		
	95	617	271	1571		
WINES NON SPARKLING	GAL					1530
1 U KINGDOM	14563	83216	87998	464224		
43 AUSTRIA			1356	5077		
44 BELG LUX	150	964	572	2482		
49 DENMARK	1612	4921	9304	26564		
54 FRANCE	57168	207887	411177	1539676		
55 GERMANY W	8633	40513	53047	246131		
59 GREECE	883	2417	14180	21948		
64 IRELAND			2726	14559		

IMPORTS INTO CANADA FOR CONSUMPTION

Commodities and Countries from which Imported	MONTH OF NOVEMBER 1960		ELEVEN MONTHS ENDED NOVEMBER 1960		Class Number
	Quantities	Values (\$)	Quantities	Values (\$)	
67 ITALY	33432	103004	304061	938891	
73 NETHRLNDS			194	895	
78 PORTUGAL	36055	59920	237050	384054	
82 SPAIN	8730	33828	78630	245033	
86 SWITZRLND	411	1576	2545	10080	
262 HUNGARY	66	605	608	3307	
288 YUGO SLAV			100	366	
316 CYPRUS	2033	2875	10798	16025	
355 ISRAEL	1192	4459	8395	30978	
427 UN SO AFR	19021	37819	167447	336457	
443 ALGERIA	6344	11062	43379	69925	
516 HONG KONG		458	2247	14129	
614 AUSTRALIA	34577	84240	293522	657344	
990 U STATES	19295	49246	122901	323685	
	244623	730799	1852712	5351830	
WINES SPARKLING					1560
1 U KINGDOM	12	56	377	3877	
54 FRANCE	5513	66767	37709	455986	
55 GERMANY W	151	1123	1944	12507	
67 ITALY	958	4843	5470	27263	
82 SPAIN			12	51	
355 ISRAEL			222	1660	
427 UN SO AFR			20	72	
614 AUSTRALIA	20	166	198	1246	
990 U STATES			26	228	
	6654	72955	45978	502890	
GUMS AMBER AND ARABIC					1571
1 U KINGDOM	12274	2516	72453	15459	
377 SUDAN	30865	4584	507997	82242	
990 U STATES	34708	9945	369098	108025	
	77847	17045	949548	205726	
GUMS AUSTL COPAL DAMAR ETC					1572
524 MALAYA	168000	8005	194880	11004	
529 B E I NES	196000	7349	196000	7349	
990 U STATES		2486	143131	32289	
	372995	17840	534011	51642	
GUMS BARBERRY ELEMI GEDDA ETC					1573
1 U KINGDOM	791	771	6575	4691	
347 IRAN			450	662	
559 JAPAN	150	126	150	126	
990 U STATES	19111	9964	322625	168798	
	20052	10861	329800	174277	
CHICLE OR SAPPATO GUM CRUDE					1576
817 B HOND			10201	8561	
864 GUATEMALA			25970	24101	
990 U STATES		27480	622468	290901	
	59017	27480	658639	323563	
SHELLAC BLEACHED					1577
1 U KINGDOM	1120	476	13340	5393	
990 U STATES	4382	1804	35715	16847	
	5502	2280	49055	22240	
LAC CRUDE SEED STICK AND SHELL					1579
1 U KINGDOM	2294	611	50484	13673	
519 INDIA	144962	40746	615975	141472	
583 THAILAND	165653	24515	2112080	334275	
990 U STATES	3727	1924	152953	37818	
	316636	67796	2931492	527238	
RESIN OR ROSIN					1580
1 U KINGDOM	480	51	22307	2221	
59 GREECE			66414	9789	
990 U STATES	2457579	299628	26295913	2645210	
	2458059	299679	26384634	2657220	
ROSIN SIZING					1581
990 U STATES	1605749	226232	14778221	2026043	
	1605749	226232	14778221	2026043	
GUMS AND BLENDS N O P					1583
1 U KINGDOM	11083	7827	257612	95013	
67 ITALY	6825	1975	40495	11591	
73 NETHRLNDS	20016	5852	137372	36819	
76 NORWAY			351	302	
990 U STATES	338312	135929	3705341	1476406	
	376236	151583	4141171	1620131	
TALL OIL AND TALL OIL PITCH					1584
990 U STATES	949896	40255	12382775	529344	
	949896	40255	12382775	529344	
COTTON SEED CAKE AND MEAL					1591
990 U STATES			7749	22120	
			7749	22120	
LINSEED OIL CAKE AND MEAL					1592
990 U STATES	2100	5969	28002	84921	
	2100	5969	28002	84921	
SOYA BEAN OIL CAKE AND MEAL					1594
990 U STATES	521277	1282345	3582679	9623718	
	521277	1282345	3582679	9623718	
SOYA BEAN FLOUR					1595
55 GERMANY W			154	1663	
990 U STATES	3119	27694	35105	262511	
	3119	27694	35259	264174	
OIL CAKE AND MEAL N O P					1597
990 U STATES	1500	3940	5300	14334	
	1500	3940	5300	14334	
CASTOR OIL NOT EDIBLE					1601
1 U KINGDOM			158	2961	
73 NETHRLNDS			4480	77689	
446 ANGOLA			2517	39278	
519 INDIA			3486	70242	

IMPORTS INTO CANADA FOR CONSUMPTION

Commodities and Countries from which Imported	MONTH OF NOVEMBER 1960		ELEVEN MONTHS ENDED NOVEMBER 1960		Class Number	
	Quantities	Values (\$)	Quantities	Values (\$)		
752 BRAZIL	3706	44740	19826	313129	1602	
990 U STATES	115	3225	2965	58975		
CHINAWOOD OIL NOT EDIBLE	3821	47965	33432	562274		
1 U KINGDOM			224	4085	1603	
516 HONG KONG			3879	57836		
744 ARGENTINA			4	126		
769 PARAGUAY			8435	130782		
990 U STATES	1847	35360	17270	301984		
COCOANUT OIL CRUDE AND REFINED	1847	35360	29812	494813		
1 U KINGDOM	1218	19986	7164	127277	1605	
64 IRELAND			40	701		
73 NETHRLNDS	177	2484	1710	26753		
513 CEYLON	80333	847933	201509	2299176		
524 MALAYA	240	3074	37986	494967		
614 AUSTRALIA			85729	1285253		
990 U STATES	557	3741	2042	24080		
COTTONSEED OIL CRUDE REFINED	82525	877218	336180	4258207		
1 U KINGDOM			7490	95457		1606
990 U STATES	50541	499996	393376	3838108		
ESSENTIAL OIL N O P	50541	499996	400866	3933565		
1 U KINGDOM	4172	11135	153198	140756	1606	
44 BELG LUX			686	167369		
49 DENMARK			6600	3635		
54 FRANCE	78	2118	7366	75222		
55 GERMANY W	19260	12085	60625	40037		
67 ITALY			878	6672		
73 NETHRLNDS	17884	10920	45283	31445		
78 PORTUGAL			8283	3258		
82 SPAIN			5572	4160		
86 SWITZRLND	504	6762	5028	31927		
288 YUGO SLAV			1124	1914		
516 HONG KONG			17800	44572		
519 INDIA			1200	1958		
524 MALAYA	400	2672	400	2672		
553 CHINA COM	3307	1255	14329	4793		
614 AUSTRALIA			3412	3383		
752 BRAZIL			2322	874		
774 PERU	50	85	250	432		
815 BERMUDA			10422	96449		
824 JAMAICA			4004	12964		
826 LEE W WIND			525	3464		
828 TRINIDAD			2250	14595		
867 HAITI			1395	8732		
874 MEXICO			1705	9254		
990 U STATES	71199	214807	1170332	3035432		
FLAXSEED OR LINSEED OIL	116854	261839	1524989	3745969		
1 U KINGDOM			36	846	1608	
55 GERMANY W			1	54		
990 U STATES	18	651	3251	48457		
FOOTS OF COTTON SEED OR OLIVES	18	651	3288	49357		
990 U STATES	4	105	622	2849	1609	
OLIVE OIL CRUDE AND REFINED	4	105	622	2849		
54 FRANCE	191	3963	581	15643	1610	
59 GREECE	115	3582	1738	54843		
67 ITALY	2091	61888	14843	432834		
78 PORTUGAL	123	3299	952	23780		
82 SPAIN	3629	85552	12907	296150		
487 TUNISIA			795	21286		
990 U STATES	4	120	917	34875		
PALM AND PALM KERNEL OIL	6153	158404	32733	879411		
1 U KINGDOM	12165	155619	27089	393269		1611
73 NETHRLNDS			3200	62320		
85 SWEDEN			78	1096		
449 BEL CONGO			630	6272		
524 MALAYA	40012	369999	143670	1312781		
990 U STATES	300	4704	7178	88135		
PEANUT OIL CRUDE AND REFINED	52477	530322	181845	1863873		
1 U KINGDOM	5664	80892	16157	239852	1613	
54 FRANCE			35	715		
427 UN SO AFR	4625	67836	40194	576834		
516 HONG KONG	45	1010	1297	28183		
990 U STATES	341	8761	12560	211419		
PEPPERMINT OIL	10675	158499	70243	1057003		
1 U KINGDOM	497	3783	1222	7387	1614	
559 JAPAN			1200	5638		
990 U STATES	4975	25275	66575	322830		
RESIN OIL	5472	29058	68997	335855		
990 U STATES	480	7468	6865	48370	1617	
SOYA BEAN OIL CRUDE REFINED	480	7468	6865	48370		
1 U KINGDOM			562	6729	1619	
758 COLOMBIA			17	189		
990 U STATES	25085	273871	326201	3142204		
	25085	273871	326780	3149122		

IMPORTS INTO CANADA FOR CONSUMPTION

Commodities and Countries from which Imported	MONTH OF NOVEMBER 1960		ELEVEN MONTHS ENDED NOVEMBER 1960		Class Number
	Quantities	Values (\$)	Quantities	Values (\$)	
VEG OILS CRUDE AND REFINED NOP	CWT				1620
1 U KINGDOM	20791	242300	93743	1107724	
49 DENMARK	12	570	12	570	
55 GERMANY W			133	2851	
516 HONG KONG	29	1246	171	6199	
553 CHINA COM			403	4721	
559 JAPAN			26	1192	
990 U STATES	4541	75659	43731	661255	
	25373	319775	138219	1784512	
CASHEW NUT SHELL OIL	CWT				1622
990 U STATES	242	4530	1512	24710	
	242	4530	1512	24710	
OTICICA OIL	CWT				1623
752 BRAZIL			1314	17623	
			1314	17623	
SUNFLOWER SEED OIL	CWT				1624
VEGETABLE OILS FOR TEXTILES	CWT				1625
86 SWITZRLND			80	9505	
990 U STATES	2886	69392	21219	486152	
	2886	69392	21299	495657	
LEMON OIL AND ORANGE OIL	LB				1626
1 U KINGDOM	42	67	646	1295	
55 GERMANY W			547	1567	
67 ITALY			17947	79297	
73 NETHRLNOS			700	3107	
86 SWITZRLNO			194	3306	
355 ISRAEL	200	152	300	257	
422 RHOD NYAS			990	859	
817 8 HONO	2043	843	5372	5715	
824 JAMAICA	250	265	5374	4164	
990 U STATES	9202	21402	207581	319346	
	11737	22729	239651	418913	
SPEARMINT OIL	LB				1627
990 U STATES	1145	6121	35945	162601	
	1145	6121	35945	162601	
OILS HYDROGENATED BLOWN ETC	CWT				1628
1 U KINGDOM			45	989	
55 GERMANY W	10	205	236	5781	
73 NETHRLNDS			3618	63398	
990 U STATES	18849	232042	148610	1757766	
	18859	232247	152509	1827934	
ROSE BUSHES N O P	NO				1646
1 U KINGDOM			8953	4408	
44 BELG LUX	5175	979	103311	15198	
49 DENMARK			29002	7792	
54 FRANCE			1790	223	
55 GERMANY W			8798	2631	
73 NETHRLNOS	95803	22164	767143	160997	
85 SWEDEN			6797	1581	
990 U STATES	22840	1630	1121722	334175	
	123818	24773	2047516	527005	
BUSHES ROOTS AND VINES N O P	NO				1647
54 FRANCE			64324	8259	
73 NETHRLNOS	2445	403	15240	2242	
990 U STATES	26570	1626	1401871	57539	
	29015	2029	1481435	68040	
APPLE TREES N O P	NO				1651
73 NETHRLNDS			820	648	
990 U STATES	482	738	14394	10556	
	482	738	15214	11204	
PEACH TREES AND JUNE BUDS NOP	NO				1653
990 U STATES	406	311	56197	34936	
	406	311	56197	34936	
FRUIT TREES N O P	NO				1657
44 BELG LUX			90	70	
73 NETHRLNDS	100	50	400	213	
559 JAPAN			700	170	
990 U STATES	60	50	18171	13661	
	160	100	19361	14114	
AZALEAS RHODODENDRONS ETC					1662
1 U KINGDOM		91		7757	
44 BELG LUX		36382		249558	
49 DENMARK				3302	
54 FRANCE				7145	
55 GERMANY W				632	
67 ITALY				8242	
73 NETHRLNOS		16466		767750	
427 UN SO AFR		1172		2533	
516 HONG KONG		937		5184	
519 INDIA				207	
559 JAPAN		1071		10103	
614 AUSTRALIA				345	
864 GUATEMALA				335	
886 P RICO		110		8902	
990 U STATES		109313		994708	
		165542		2066703	
PALMS FERNS FICUS CANNAS ETC					1663
1 U KINGDOM		88		88	
44 BELG LUX				4996	
73 NETHRLNDS		1932		41537	
559 JAPAN				2811	
886 P RICO				85	
990 U STATES		3317		46360	
		5337		95877	

IMPORTS INTO CANADA FOR CONSUMPTION

Commodities and Countries from which Imported		MONTH OF NOVEMBER 1960		ELEVEN MONTHS ENDED NOVEMBER 1960		Class Number
		Quantities	Values (\$)	Quantities	Values (\$)	
TULIP BULBS						1664
44	BELG LUX				2321	
49	DENMARK				12508	
73	NETHRLNDS		1189		614030	
559	JAPAN				26872	
990	U STATES		208		9717	
			1397		665448	
GLADIOLI BULBS						1665
73	NETHRLNDS		191		94788	
559	JAPAN				539	
990	U STATES		69		31982	
			260		127309	
FLOWERS AND FOLIAGE CUT						1666
1	U KINGDOM				2006	
44	BELG LUX				1698	
49	DENMARK		675		3071	
54	FRANCE				522	
55	GERMANY W				2783	
67	ITALY				6543	
73	NETHRLNDS		365		4540	
427	UN SO AFR		75		155	
516	HONG KONG				552	
559	JAPAN				1396	
614	AUSTRALIA		643		4651	
815	BERMUDA				1775	
874	MEXICO		129		5031	
886	P RICO				96	
990	U STATES		122647		1716088	
			124534		1750907	
TREES SEEDLING STOCK						1668
1	U KINGDOM				2338	
44	BELG LUX				4476	
49	DENMARK				2201	
54	FRANCE				2185	
55	GERMANY W				202	
73	NETHRLNDS				18475	
990	U STATES		441		18796	
			441		48673	
FLORIST OR NURSERY STOCK N O P						1669
1	U KINGDOM				2024	
44	BELG LUX		17095		66174	
49	DENMARK		923		10193	
54	FRANCE				1127	
55	GERMANY W				3477	
73	NETHRLNDS		22625		774664	
559	JAPAN				2213	
886	P RICO		205		1922	
990	U STATES		43362		1057169	
			84210		1918963	
LATEX NATURAL						1678
1	U KINGDOM	LB		35230	14596	
524	MALAYA			73398	37415	
990	U STATES		539880	5495414	2339148	
			203605	5604042	2391159	
LATEX SYNTHETIC						1679
55	GERMANY W	LB		500	151	
990	U STATES		501704	8372334	2743216	
			169742	8372834	2743367	
RUBBER ALLIED GUMS N O P						1680
1	U KINGDOM	LB		333	987	
752	BRAZIL			8306	2627	
990	U STATES		3018	59257	147557	
			14341	67896	151171	
RUBBER CRUOE CAOUTCHOUC						1683
1	U KINGDOM	LB	6757	2342	471633	175717
418	N)GERIA		380800	107607	2658272	918378
513	CEYLON		1116770	330317	7767446	2550064
524	MALAYA		6619170	2002849	53724681	18830226
529	B E I NES		100835	33723	472841	178147
556	INDONESIA		280367	72492	1177054	385891
583	THAILAND				356243	119640
990	U STATES		286993	82937	1665262	592470
			8791692	2632267	68293432	23757533
RUBBER POWDERED WASTE OR JUNK						1687
1	U KINGDOM	LB	17230	5494	1279601	90773
54	FRANCE				274511	16198
55	GERMANY W				16126	2364
990	U STATES		204434	13457	3588069	192999
			221664	18951	5158307	302334
RUBBER RECOVERED						1688
1	U KINGDOM	LB	226000	19851	2179356	185746
990	U STATES		1714006	196282	18784286	2020681
			1940006	216133	20963642	2206427
RUBBER SUBSTITUTE OR SYNTHETIC						1689
1	U KINGDOM	LB			27589	6947
55	GERMANY W		471	139	28040	8337
73	NETHRLNDS				6448	847
990	U STATES		2187088	606059	29495533	7614744
			2187559	606198	29557610	7630875
RUBBER THREAD NOT COVERED						1690
1	U KINGDOM	LB	8323	8728	56300	67022
55	GERMANY W				112	283
886	P RICO				310	1099
990	U STATES		26379	66161	251735	473620
			34702	74889	308457	542024

IMPORTS INTO CANADA FOR CONSUMPTION

Commodities and Countries from which Imported	MONTH OF NOVEMBER 1960		ELEVEN MONTHS ENDED NOVEMBER 1960		Class Number
	Quantities	Values (\$)	Quantities	Values (\$)	
HARD RUBBER STRIP SHEET ROD	LB				1691
1 U KINGDOM			14 521	4925	
55 GERMANY W	295	217	1505	608	
990 U STATES	2168	4184	41738	94923	
	2463	4401	57764	100456	
FOAM RUBBER SHEETING					1697
55 GERMANY W				466	
990 U STATES		20136		170526	
		20136		170992	
RUBBER SHEETING N O P					1698
1 U KINGDOM		7279		40893	
55 GERMANY W				4852	
73 NETHRLNDS		626		1725	
524 MALAYA				196967	
990 U STATES		19375		193666	
		27280		438103	
CONVEYOR BELTING OF RUBBER					1699
1 U KINGDOM		26781		302605	
55 GERMANY W				214	
73 NETHRLNDS				2229	
76 NORWAY		586		1282	
559 JAPAN				6972	
990 U STATES		6278		114028	
		33645		427330	
BELTING RUBBER N O P					1701
1 U KINGDOM		5585		70385	
55 GERMANY W		182		1885	
67 ITALY				814	
85 SWEDEN				3152	
86 SWITZRLND		169		1093	
559 JAPAN		6763		17775	
990 U STATES		31798		413996	
		44497		509100	
CANVAS SHOES RUBBER SOLES	PAIR				1702
1 U KINGDOM	563	1870	9763	11875	
55 GERMANY W	135	286	2909	5242	
64 IRELAND			1038	3811	
67 ITALY	1347	2373	4317	8278	
73 NETHRLNDS	978	1117	8568	8226	
246 CZECHO S	71950	49314	134730	90805	
516 HONG KONG	8700	2823	1239846	568962	
519 INDIA	5095	3181	595987	264874	
553 CHINA COM			22632	19491	
559 JAPAN	3816	1965	2495174	1073349	
990 U STATES	4370	4337	29990	37810	
	96954	67266	4544954	2092723	
BOOTS AND SHOES RUBBER N O P	PAIR				1703
1 U KINGDOM	37537	67120	506921	830096	
43 AUSTRIA			15	60	
53 FINLAND	215	554	215	554	
54 FRANCE	1200	2220	1557	3459	
55 GERMANY W			5195	7060	
67 ITALY			2340	4406	
73 NETHRLNDS			1656	5440	
86 SWITZRLND	455	900	4455	8031	
246 CZECHO S	106877	119390	400140	484268	
277 POLAND	2400	2136	62448	54037	
516 HONG KONG	3444	4774	153993	181330	
519 INOIA			5040	1161	
524 MALAYA			1350	618	
559 JAPAN	234163	147633	2967979	2404888	
744 ARGENTINA			242	414	
990 U STATES	1205	3086	70227	75809	
	387496	347813	4183773	4061631	
CEMENT RUBBER					1704
1 U KINGDOM		115		4095	
55 GERMANY W		885		10732	
990 U STATES		58684		757953	
		59684		772780	
CLOTHING RUBBER N O P					1705
1 U KINGDOM		381		24011	
54 FRANCE				115	
55 GERMANY W				57	
67 ITALY				183	
76 NORWAY		2888		42682	
355 ISRAEL				30061	
516 HONG KONG				74911	
559 JAPAN		15032		535455	
990 U STATES		10357		90659	
		28658		798134	
GLOVES RUBBER	DZ PR				1706
1 U KINGDOM	3992	10351	32361	100467	
54 FRANCE	434	1244	1736	5140	
55 GERMANY W	200	397	485	1457	
73 NETHRLNDS			313	384	
246 CZECHO S	550	795	1150	2020	
559 JAPAN			990	1894	
614 AUSTRALIA	729	1861	7227	17701	
990 U STATES	13358	58448	105562	473838	
	19263	73096	149824	602901	
GOLF BALLS	DOZ				1707
1 U KINGDOM	488	1959	50554	160735	
559 JAPAN	1578	2708	46730	90199	
990 U STATES	1748	8052	62716	390851	
	3814	12719	160000	641785	

IMPORTS INTO CANADA FOR CONSUMPTION

Commodities and Countries from which Imported	MONTH OF NOVEMBER 1960		ELEVEN MONTHS ENDED NOVEMBER 1960		Class Number
	Quantities	Values (\$)	Quantities	Values (\$)	
HEELS RUBBER					
1 U KINGDOM	PAIR 3600	423	22776	3231	1708
516 HONG KONG			37050	4244	
990 U STATES	33917	7192	954218	118484	
	37517	7615	1014044	125959	
HOSE RUBBER OR RUBBER LINED					
1 U KINGDOM		45627		287037	1709
49 DENMARK				2811	
54 FRANCE		141		1650	
55 GERMANY W		2188		16796	
73 NETHRLNDS				1458	
76 NORWAY		4194		11255	
85 SWEON				4079	
559 JAPAN				57673	
990 U STATES		173594		1988623	
		225744		2371382	
WATER BOTTLES RUBBER					
1 U KINGDOM		12506		60186	1710
43 AUSTRIA				5007	
55 GERMANY W		1073		2505	
246 CZECHO S		2881		11311	
258 GERMANY E				468	
990 U STATES		844		5293	
		17304		84770	
MATERIALS FOR SEALING COMPOUND					
990 U STATES		15150		200557	1711
		15150		200557	
MATS AND MATTING RUBBER					
1 U KINGDOM		1597		13985	1712
54 FRANCE				100	
55 GERMANY W		149		4963	
67 ITALY				92	
73 NETHRLNDS		3318		13751	
85 SWEON				142	
246 CZECHO S		1552		10217	
990 U STATES		118605		1442171	
		125221		1485421	
PACKING RUBBER					
1 U KINGDOM		1947		25428	1713
55 GERMANY W		446		3304	
85 SWEDEN		352		3910	
990 U STATES		23364		265431	
		26109		298073	
RAINCOATS RUBBER					
1 U KINGDOM	NO		598	5233	1714
			598	5233	
TIRES BICYCLE AND MOTORCYCLE					
1 U KINGDOM	NO	1825	2169	44312	46535
44 BELG LUX		2210	1508	27251	15697
54 FRANCE				1316	1122
55 GERMANY W		6610	4533	109221	64137
67 ITALY		1422	1634	3090	4269
73 NETHRLNDS		24850	14522	241215	142721
85 SWEON		1250	4188	20486	23155
246 CZECHO S				6424	5402
559 JAPAN		12911	6768	32712	17212
990 U STATES		976	1319	8424	13844
		52054	36641	494451	334094
TIRE CASINGS N O P					
1 U KINGDOM	NO	2065	21792	24926	363112
43 AUSTRIA				954	19836
44 BELG LUX				165	3426
54 FRANCE		1374	46750	24611	945249
55 GERMANY W		2179	27295	8863	111267
67 ITALY		2035	32441	9151	101968
85 SWEDEN		8302	19494	37124	89827
86 SWITZRLND		190	2689	2515	23435
355 ISRAEL				52	2845
559 JAPAN		119	7411	3441	160332
874 MEXICO				100	1227
990 U STATES		5906	277293	103436	5416679
		22170	435165	215338	7239203
INNER TUBES RUBBER N O P					
1 U KINGDOM	NO	150	272	2980	6542
43 AUSTRIA				256	447
54 FRANCE		869	2527	18965	52045
55 GERMANY W		450	597	3135	3712
67 ITALY		460	844	3277	4595
76 NORWAY				100	80
85 SWEDEN		10600	6084	43580	24562
86 SWITZRLND				1300	2339
559 JAPAN		50	179	2410	9284
990 U STATES		2994	17774	48865	230165
		15573	28277	124868	333771
TIRES SOLID AUTOMOBILE					
990 U STATES	NO	95	3773	1179	32090
		95	3773	1179	32090
TIRES SOLID RUBBER N O P					
1 U KINGDOM			3992	78047	1719
990 U STATES			27945	335087	
			31937	413134	
MANUFACTURES OF RUBBER N D P					
1 U KINGDOM		25582		276806	1720
43 AUSTRIA				5643	
44 BELG LUX				7127	
49 DENMARK		163		646	

IMPORTS INTO CANADA FOR CONSUMPTION

Commodities and Countries from which Imported	MONTH OF NOVEMBER 1960		ELEVEN MONTHS ENDED NOVEMBER 1960		Class Number
	Quantities	Values (\$)	Quantities	Values (\$)	
54 FRANCE		201		34553	
55 GERMANY W		4828		85821	
67 ITALY		8734		55701	
73 NETHRLNDS		3224		15349	
85 SWEDEN		198		6873	
86 SWITZRLND				1389	
246 CZECHO S		225		3327	
262 HUNGARY				561	
355 ISRAEL				542	
516 HONG KONG				774	
559 JAPAN		9769		100466	
990 U STATES		477744		5796299	
BICYCLE INNER TUBES RUBBER	NO	530668		6391877	1721
1 U KINGDOM			33516	11838	
43 AUSTRIA			10000	2642	
44 BELG LUX	700	242	23999	7220	
54 FRANCE			65	68	
55 GERMANY W	3860	1021	204367	51638	
73 NETHRLNDS	30800	7696	236670	64536	
85 SWEDEN	750	450	17244	6103	
246 CZECHO S			1846	1186	
559 JAPAN	200	69	1400	823	
990 U STATES	600	351	1459	1071	
GASKETS AND WASHERS RUBBER	36910	9829	530566	147125	1722
1 U KINGDOM		5433		38619	
44 BELG LUX				17268	
55 GERMANY W		933		2760	
67 ITALY				3336	
85 SWEDEN				976	
86 SWITZRLND				298	
559 JAPAN				900	
990 U STATES		103669		1202029	
DRUGGISTS SUNDRIES RUBBER		110035		1266186	1723
1 U KINGDOM		12265		66755	
43 AUSTRIA				2945	
55 GERMANY W		1570		15852	
67 ITALY				904	
73 NETHRLNDS				2705	
86 SWITZRLND				96	
246 CZECHO S		862		3150	
427 UN SO AFR				411	
559 JAPAN		2303		8095	
990 U STATES		72863		731776	
TIRE REPAIR MATERIAL OF RUBBER		89863		832689	1724
1 U KINGDOM		71		7736	
54 FRANCE		5904		7723	
55 GERMANY W		14476		181112	
990 U STATES		55935		617081	
NURSING NIPPLES RUBBER	GRÖSS	76386		813652	1725
1 U KINGDOM			277	1296	
990 U STATES	729	10425	8762	110219	
FLOORING AND TILE OF RUBBER	SQ YD	729	9039	111515	1726
1 U KINGDDM			60	120	
54 FRANCE	1293	3246	4957	11844	
990 U STATES	10489	19666	188081	319246	
V BELTS CHIEFLY OF RUBBER	11782	22912	193098	331210	1727
1 U KINGDOM		20477		109994	
43 AUSTRIA				582	
55 GERMANY W		1543		26408	
67 ITALY				387	
73 NETHRLNDS		673		2056	
85 SWEDEN				6855	
559 JAPAN		428		15197	
990 U STATES		34026		459849	
SOLES SOLING MATERIALS RUBBER		57147		621328	1728
1 U KINGDDM		165		15151	
55 GERMANY W		278		1726	
67 ITALY				1801	
513 CEYLON				442	
516 HONG KONG				228	
524 MALAYA				2277	
990 U STATES		24014		350930	
AUTOMOTIVE PARTS OF RUBBER NOP		24457		372555	1729
1 U KINGDOM		3324		26222	
54 FRANCE		242		1589	
55 GERMANY W		1030		7237	
67 ITALY		517		7907	
85 SWEDEN				223	
559 JAPAN				477	
990 U STATES		243865		2154787	
WEATHERSTRIPPING OF RUBBER		248978		2198442	1730
1 U KINGDOM		179		6413	
54 FRANCE				822	
55 GERMANY W		1878		82548	
990 U STATES		101332		825621	
		103389		915404	

IMPORTS INTO CANADA FOR CONSUMPTION

Commodities and Countries from which Imported	MONTH OF NOVEMBER 1960		ELEVEN MONTHS ENDED NOVEMBER 1960		Class Number
	Quantities	Values (\$)	Quantities	Values (\$)	
TIRES PNEUM USED EXCEPT SCRAP	NO				1731
1 U KINGDOM	449	837	9438	20334	
44 BELG LUX	1502	4044	11869	21835	
54 FRANCE			740	7492	
73 NETHRLNDS	260	2742	2538	21335	
86 SWITZRLND	6816	23389	16254	70329	
990 U STATES	7898	26620	62545	291482	
	16925	57632	103384	432807	
TIRES TRACTOR AND IMPLEMENT	NO				1732
1 U KINGDOM	46	983	1402	54423	
67 ITALY			87	2586	
85 SWEDEN	2000	4400	6170	15297	
990 U STATES	3432	101864	49722	2220849	
	5478	107247	57381	2293155	
SUGAR BEET SEED	LB				1744
55 GERMANY W			864	754	
73 NETHRLNDS	300	90	2490	1616	
990 U STATES			87264	15802	
	300	90	90618	18172	
SEEDS FOR BLENDING	LB				1746
1 U KINGDOM			6512	885	
49 DENMARK			4409	642	
54 FRANCE			6563	2049	
55 GERMANY W			8007	802	
73 NETHRLNDS	4360	317	20749	1412	
82 SPAIN			17623	1426	
473 MOROCCO			527177	33534	
519 INDIA	7840	1069	66278	7679	
744 ARGENTINA			378758	21974	
990 U STATES	115428	4524	895382	40294	
	127628	5910	1931458	110697	
CLOVER SEED	LB				1750
1 U KINGDOM	32000	9109	816488	227135	
53 FINLAND			552	520	
54 FRANCE			201482	50572	
76 NORWAY			2000	1250	
85 SWEDEN			3919	3871	
262 HUNGARY			39677	14622	
622 NEW ZEAL			95200	46175	
990 U STATES	253500	122062	3476429	1542593	
	285500	131171	4635747	1886738	
FLAX SEED	BUSH				1751
73 NETHRLNDS			714	2625	
990 U STATES			9120	39183	
			9834	41808	
BENT GRASS SEED	LB				1753
622 NEW ZEAL	1170	782	33051	16697	
990 U STATES	30400	9886	355161	89807	
	31570	10668	388212	106504	
GRASS SEED TIMOTHY	LB				1754
73 NETHRLNDS			1506	461	
85 SWEDEN			494	238	
990 U STATES	34200	3016	1346633	172148	
	34200	3016	1348633	172847	
GRASS SEED N O P	LB				1755
1 U KINGDOM	26720	7044	54595	14998	
49 OENMARK	249511	58351	513356	148469	
73 NETHRLNDS	70021	21820	279436	89907	
85 SWEDEN			11718	4348	
622 NEW ZEAL			11075	3517	
990 U STATES	244884	37532	2791273	542892	
	591136	124747	3661453	804131	
MILLET AND RAPE SEED	LB				1756
1 U KINGDOM	11200	1122	14550	1474	
54 FRANCE	2756	448	80835	18567	
55 GERMANY W	11002	676	44121	2783	
67 ITALY			76928	11012	
73 NETHRLNDS	6600	455	26840	1907	
85 SWEDEN			3415	1004	
614 AUSTRALIA	112000	3068	282492	8323	
744 ARGENTINA			302912	8192	
990 U STATES	122800	4344	1466741	65385	
	266358	10113	2298834	118647	
MUSHROOM SPAWN					1757
1 U KINGDOM				70	
990 U STATES		7878		102435	
		7878		102505	
SEED BEANS AND SEED PEAS	LB				1758
1 U KINGDOM	5000	550	25878	3347	
85 SWEDEN			38600	4184	
415 KENYA			2000	309	
425 TANGANYKA	12900	1897	26056	3759	
990 U STATES	253942	29419	6285938	735005	
	271842	31866	6378472	746604	
SEED POTATOES	CWT				1759
990 U STATES	2140	5875	128529	323791	
	2140	5875	128529	323791	
SEEDS 5 DOLLARS OR J V ER PER LB					1762
1 U KINGDOM				417	
49 DENMARK		86		691	
54 FRANCE		409		1293	
55 GERMANY W				494	
73 NETHRLNDS		2407		7041	
559 JAPAN		234		3940	
990 U STATES		19998		104483	
		23134		118359	

IMPORTS INTO CANADA FOR CONSUMPTION

Commodities and Countries from which Imported	MONTH OF NOVEMBER 1960		ELEVEN MONTHS ENDED NOVEMBER 1960		Class Number	
	Quantities	Values (\$)	Quantities	Values (\$)		
GARDEN FIELD ROOT SEEDS N O P					1766	
1 U KINGDOM		978		15002		
44 BELG LUX				5726		
49 DENMARK		3202		10702		
54 FRANCE				1115		
55 GERMANY W		584		2094		
67 ITALY		3678		28636		
73 NETHRLNDS		17142		95291		
277 POLANO		6936		23057		
363 LEBANON				836		
427 UN SO AFR				1803		
443 ALGERIA		773		7152		
516 HONG KONG		3531		56879		
519 INDIA				4481		
559 JAPAN		432		4046		
752 BRAZIL				81		
755 CHILE				15373		
774 PERU				2885		
824 JAMAICA		482		13005		
857 EL SALVO				2006		
874 MEXICO		270		4091		
879 NICARAGUA		10108		28633		
990 U STATES		375729		1083372		
		423845		1406266		
TOBACCO TURKISH UNSTEMMED	LB				1776	
59 GREECE			35407	34360		
382 TURKEY	25587	19795	227427	169005		
990 U STATES			2516	2551		
	25587	19795	265350	205916		
TOBACCO FLUE CURED UNSTEMMED	LB				1778	
427 UN SO AFR			545345	348446		
			545345	348446		
CIGAR LEAF UNSTEMMED	LB				1779	
556 INOONESIA	407	247	3481	1723		
848 CUBA	5361	4242	87874	84761		
855 DOM REP	1449	563	229160	67243		
990 U STATES	78198	257062	652752	2179502		
	85415	262114	973267	2333229		
TOBACCO N O P UNSTEMMED	LB				1780	
386 UAR SYRIA	3327	1367	25412	10678		
990 U STATES			8066	4937		
	3327	1367	33478	15615		
CIGAR LEAF STEMMED	LB				1782	
567 PHIL			18340	10332		
848 CUBA	20175	31333	214939	316550		
990 U STATES	51825	45433	434674	405285		
	72000	76766	667953	732167		
TOBACCO N O P STEMMED	LB				1783	
990 U STATES	331	451	3106	4017		
	331	451	3106	4017		
CIGARS	LB				1784	
44 BELG LUX	26	110	106	747		
49 DENMARK			179	993		
55 GERMANY W	517	1267	3827	10243		
73 NETHRLNDS	4898	14916	34465	112569		
86 SWITZRLND	62	180	776	2434		
752 BRAZIL			40	73		
824 JAMAICA	164	1739	453	4649		
848 CUBA	1214	14570	9472	104021		
990 U STATES	2572	8875	25817	76182		
	9453	41657	75135	311911		
CIGARETTES	LB					1785
1 U KINGDOM	1154	2863	9323	25265		
54 FRANCE	476	655	3808	6062		
55 GERMANY W	54	63	54	63		
287 U S S R			68	59		
990 U STATES	39853	76779	425216	808213		
	41537	80360	438469	839662		
TOBACCO CUT	LB				1787	
1 U KINGDOM	11218	25399	102055	234385		
54 FRANCE			100	191		
73 NETHRLNDS	53618	46713	316481	276911		
516 HONG KONG			800	1113		
990 U STATES	7145	11099	222978	359751		
	71981	83211	642414	872351		
TOBACCO MANUFACTURED N O P	LB				1788	
1 U KINGDOM	1348	2660	11866	20780		
73 NETHRLNDS			1698	1234		
990 U STATES	7568	7856	46767	54398		
	8916	10516	60331	76412		
LOCUST BEANS LOCUST BEAN MEAL	LB				1811	
59 GREECE	6614	292	6614	292		
67 ITALY			1000	330		
78 PORTUGAL			5511	334		
990 U STATES	3100	360	16001	2262		
	9714	652	29126	3218		
BROOM CORN	CWT				1813	
67 ITALY	1504	20152	6874	98477		
262 HUNGARY			5727	46057		
288 YUGO SLAV			145	1574		
744 ARGENTINA	827	7400	893	7925		
990 U STATES	3878	68667	26219	407786		
	6209	96219	39858	561819		
CATTLE FOOD WITH MOLASSES					1815	
990 U STATES		15859		153631		
		15859		153631		

IMPORTS INTO CANADA FOR CONSUMPTION

Commodities and Countries from which Imported	MONTH OF NOVEMBER 1960		ELEVEN MONTHS ENDED NOVEMBER 1960		Class Number
	Quantities	Values (\$)	Quantities	Values (\$)	
DRUGS CRUDE BARKS FLOWERS					1816
1 U KINGDOM		1221		8789	
44 BELG LUX		82		2245	
54 FRANCE		843		5036	
55 GERMANY W		238		6109	
67 ITALY				1556	
82 SPAIN		238		348	
86 SWITZRLND				77	
246 CZECHO S				307	
262 HUNGARY				985	
288 YUGO SLAV				1041	
427 UN SO AFR		2380		8415	
513 CEYLON				1459	
516 HONG KONG		5332		56937	
519 INDIA		449		7779	
556 INDONESIA				969	
614 AUSTRALIA		1749		1749	
744 ARGENTINA				86	
755 CHILE				827	
774 PERU		138		940	
824 JAMAICA				75	
869 HONDURAS				342	
874 MEXICO				683	
990 U STATES		6732		108570	
		19402		215324	
HAY AND STRAW	TON				1818
990 U STATES	2119	64779	26800	878147	
	2119	64779	26800	878147	
MUCILAGE AND VEGETABLE GLUE	LB				1824
1 U KINGDOM	13484	2058	44082	7752	
55 GERMANY W			121	105	
86 SWITZRLND			528	208	
990 U STATES	16352	4954	942222	112115	
	29836	7012	986953	120180	
PALM LEAF UNMANUFACTURED					1825
990 U STATES				25563	
				25563	
ROOTS MEDICINAL ALKANET JALAP					1827
1 U KINGDOM				3791	
54 FRANCE		1093		4864	
55 GERMANY W				580	
288 YUGO SLAV				393	
516 HONG KONG		1090		7022	
990 U STATES		237		3283	
		2420		20633	
STARCH AND PREPARATIONS N O P	LB				1828
1 U KINGDOM			61882	3418	
44 BELG LUX			22400	1083	
55 GERMANY W	2880	402	394831	20692	
73 NETHRLNDS	108226	12409	884946	69647	
516 HONG KONG	5810	745	55842	6484	
553 CHINA COM			4409	110	
990 U STATES	973362	116294	1416777	1592050	
	1090278	129850	15592087	1693484	
STARCH POTATO POTATO FLOUR	LB				1829
1 U KINGDOM			78400	4215	
49 DENMARK			300000	15567	
54 FRANCE			95000	4564	
55 GERMANY W			661	129	
73 NETHRLNDS	318993	11726	961900	58680	
277 POLAND			654766	32201	
990 U STATES	435083	42014	3175460	281444	
	754076	53740	5266187	396800	
TAR PINE CRUDE IN BULK	GAL				1832
1 U KINGDOM			3494	2680	
990 U STATES	16446	7221	200556	92757	
	16446	7221	204050	95437	
TEASELS					1833
1 U KINGDOM				1959	
54 FRANCE		621		1259	
82 SPAIN				735	
990 U STATES		413		5655	
		1034		9608	
TURPENTINE SPIRITS OF	GAL				1835
1 U KINGDOM	45	135	145	680	
54 FRANCE	600	1633	600	1633	
553 CHINA COM			4681	11578	
874 MEXICO	12892	8800	56425	34581	
990 U STATES	74151	54787	985992	686977	
	87688	65355	1047843	735449	
VEGETABLE PRODUCTS N O P					1836
1 U KINGDOM		16025		64951	
54 FRANCE				684	
55 GERMANY W		653		5248	
67 ITALY				3111	
73 NETHRLNDS				5249	
76 NORWAY		8724		14583	
82 SPAIN				330	
86 SWITZRLND				99	
516 HONG KONG		824		11648	
519 INDIA		379		1410	
559 JAPAN				3433	
752 BRAZIL				4240	
874 MEXICO		496		801	
990 U STATES		21441		313697	
		48600		429484	

IMPORTS INTO CANADA FOR CONSUMPTION

Commodities and Countries from which Imported	MONTH OF NOVEMBER 1960		ELEVEN MONTHS ENDED NOVEMBER 1960		Class Number
	Quantities	Values (\$)	Quantities	Values (\$)	
VEGETABLE COLOURING					1839
1 U KINGDOM		683		1047	
67 ITALY				1400	
73 NETHRLNDS		64		64	
990 U STATES		26177		254279	
		26924		256790	
DEXTRINE STARCH MIXTURES N O P	LB				1840
1 U KINGDOM		412600		1239620	
73 NETHRLNDS		273577		92324	
990 U STATES		69440		99057	
		755617		106897	
		55013		298278	
DEXTRINE STARCH NOT A PASTE	LB				1841
55 GERMANY W				2756	
990 U STATES				163	
				3027	
				1329	
DISTILLERS SOLUBLES	CWT				1842
848 CUBA				453	
990 U STATES		5271		78839	
		17255		270321	
		5271		79292	
		17255		273910	
VEGETABLE FLOUR NOP NOT EDIBLE					1843
54 FRANCE		61		493	
516 HONG KONG				156	
990 U STATES		48677		706280	
		48738		706929	
VEGETABLE FLAVOURINGS					1845
1 U KINGDOM		7711		42015	
54 FRANCE		3104		26192	
55 GERMANY W				1434	
59 GREECE		1356		3422	
67 ITALY		6703		12029	
73 NETHRLNDS		2615		13365	
82 SPAIN		213		5180	
86 SWITZRLND		2261		5763	
288 YUGO SLAV		305		1732	
382 TURKEY		2421		3478	
874 MEXICO				770	
990 U STATES		92232		813618	
		118921		928998	
SIZING PREPARATIONS N O P	LB				1846
990 U STATES		138362		1904709	
		138362		20738	
		20738		1904709	
		20738		241646	
		20738		241646	

IMPORTS INTO CANADA FOR CONSUMPTION

Commodities and Countries from which Imported	MONTH OF NOVEMBER 1960		ELEVEN MONTHS ENDED NOVEMBER 1960		Class Number
	Quantities	Values (\$)	Quantities	Values (\$)	
<u>GROUP 2</u>					
<u>ANIMALS AND ANIMAL PRODUCTS</u>					
CATTLE PURE BRED	NO				2012
1 U KINGDOM	15	7219	95	66233	
990 U STATES	382	146912	1936	825895	
	397	154131	2031	892128	
BABY CHICKS AND TURKEY POULTS	NO				2013
990 U STATES	639891	142662	690052	1643455	
	639891	142662	690052	1643455	
DOGS PURE BRED	NO				2014
1 U KINGDOM	28	2093	286	29662	
55 GERMANY W			2	250	
64 IRELAND	7	481	31	1493	
73 NETHRLNDS			5	488	
85 SWEDEN			1	200	
262 HUNGARY	1	50	3	150	
614 AUSTRALIA			2	150	
815 BERMUOA			1	420	
828 TRINIDAD			1	100	
990 U STATES	33	3653	514	53333	
	69	6277	846	86246	
HORSES PURE BRED	NO				2018
1 U KINGDOM	2	1325	43	54933	
63 ICELAND			41	6220	
64 IRELAND			7	22967	
279 ROUMANIA			1	1000	
990 U STATES	105	86461	696	603399	
	107	87786	788	688519	
ANIMALS FOR IMP OF STOCK N O P	NO				2021
1 U KINGDOM	1	164	76	10476	
990 U STATES	18	734	127	5390	
	19	898	203	15866	
SHEEP	NO				2030
990 U STATES	1319	14905	26735	474412	
	1319	14905	26735	474412	
CATTLE N O P	NO				2032
990 U STATES	794	137480	6401	1303836	
	794	137480	6401	1303836	
HORSES N O P	NO				2035
1 U KINGDOM	6	1438	66	21378	
54 FRANCE			1	500	
55 GERMANY W			5	4377	
622 NEW ZEAL			4	2491	
990 U STATES	114	24353	1541	318592	
	120	25791	1617	347338	
LIVESTOCK N O P	NO				2037
990 U STATES			586	4143	
			586	4143	
BEES	PKGS				2041
990 U STATES			145980	553177	
			145980	553177	
TURTLES					2045
990 U STATES		4609		34422	
		4609		34422	
ALL OTHER ANIMALS LIVING N O P					2046
1 U KINGDOM		1299		10034	
44 BELG LUX		582		10062	
49 DENMARK				19900	
54 FRANCE		200		6560	
55 GERMANY W		2685		10969	
73 NETHRLNDS		12039		74234	
76 NORWAY				851	
78 PORTUGAL				120	
246 CZECHO S		6703		6953	
457 FR W AFR				455	
473 MOROCCO				466	
519 INDIA		14886		182106	
559 JAPAN				5241	
583 THAILAND				3763	
614 AUSTRALIA				50	
755 CHILE				1220	
758 COLOMBIA				287	
774 PERU				600	
990 U STATES		32716		306518	
		71110		640389	
MINK	NO				2047
990 U STATES	243	13854	1242	101949	
	243	13854	1242	101949	
BONES CRUDE	CWT				2051
78 PORTUGAL			4	265	
519 INDIA			20	695	
559 JAPAN	31	1667	214	7054	
990 U STATES	9	434	6507	34356	
	40	2101	6745	42370	
BONE OUST CHARRED BONE	CWT				2052
1 U KINGDOM	5075	21825	43480	137744	
614 AUSTRALIA			4714	16552	
990 U STATES	461	7348	5046	82260	
	5536	29173	53240	236556	
BONE PITCH CRUDE ONLY	CWT				2053
990 U STATES	1057	4112	3012	14968	
	1057	4112	3012	14968	

IMPORTS INTO CANADA FOR CONSUMPTION

Commodities and Countries from which Imported	MONTH OF NOVEMBER 1960		ELEVEN MONTHS ENDED NOVEMBER 1960		Class Number
	Quantities	Values (\$)	Quantities	Values (\$)	
CHARCOAL ANIMAL FOR SUGAR	CWT				
1 U KINGDOM	4529	43791	17905	171718	2054
73 NETHRLNDS			2212	13863	
385 UAR EGYPT	1223	7306	6634	37987	
	5752	51097	26751	223568	
SHELLS AND FOSSILS N O P					
1 U KINGDOM				362	2073
54 FRANCE				463	
55 GERMANY W				69	
67 ITALY		157		157	
73 NETHRLNDS				204	
559 JAPAN		1176		7053	
567 PHIL				2500	
990 U STATES		2561		19343	
		3894		30151	
OYSTER SHELLS CRUSHED OR NOT	CWT				
49 DENMARK	14000	8625	51416	31799	2075
990 U STATES	70361	55008	577087	432728	
	84361	63633	628503	464527	
FEATHERS NATURAL					
1 U KINGDOM				690	2081
44 BELG LUX				10078	
49 DENMARK				147	
54 FRANCE				588	
55 GERMANY W		2199		6379	
427 UN SO AFR		802		3360	
516 HONG KONG				54823	
553 CHINA COM				2612	
990 U STATES		15942		216174	
		18943		294851	
BADMINTON SHUTTLECOCKS BIRDS	GROSS				
1 U KINGDOM	396	3812	1703	20050	2083
49 DENMARK			413	11686	
55 GERMANY W			148	910	
519 INDIA			213	1189	
527 PAKISTAN			234	2376	
553 CHINA COM			83	311	
559 JAPAN	8	222	235	1745	
990 U STATES	215	7498	2255	53060	
	619	11532	5284	91327	
MANUFACTURES OF FEATHERS N O P					
1 U KINGDOM		366		5374	2084
54 FRANCE				39304	
55 GERMANY W				13490	
67 ITALY				1805	
246 CZECHO S				345	
258 GERMANY E				1381	
427 UN SO AFR				769	
516 HONG KONG		682		54211	
559 JAPAN		98		1923	
990 U STATES		1593		32890	
		2739		151492	
FEATHERBONE COILS					
990 U STATES		2110		6814	2085
		2110		6814	
QUILLS NATURAL OR UNPLUMED					
1 U KINGDOM				91	2086
49 DENMARK				596	
277 POLAND				1311	
427 UN SO AFR				521	
516 HONG KONG				3173	
553 CHINA COM				3027	
744 ARGENTINA				2628	
990 U STATES		665		28788	
		665		40135	
SHRIMPS PRAWNS FRESH OR FROZEN	LB				
516 HONG KONG	40050	18292	688914	263427	2090
559 JAPAN	150	129	1300	798	
744 ARGENTINA			5439	3944	
758 COLOMBIA	1000	911	7075	5675	
763 ECUADOR	600	331	5600	4145	
777 SURINAM			750	568	
857 EL SALVD			5000	2929	
874 MEXICO	106256	71531	538277	377873	
879 NICARAGUA			1250	774	
883 PANAMA	980	581	14980	11531	
990 U STATES	326810	244904	2011836	1488102	
	475846	336679	3280421	2159766	
COD HADDOCK POLLOCK FRESH	LB				
1 U KINGDOM			8934	1876	2091
49 DENMARK			29500	6762	
63 ICELAND			317315	6346	
990 U STATES	99233	18895	527167	92638	
	99233	18895	882916	107622	
HALIBUT FRESH	LB				
559 JAPAN			5000	902	2092
990 U STATES	190040	46395	1019358	241589	
	190040	46395	1024358	242491	
FISH LIVERS	LB				
78 PORTUGAL			2396	359	2093
990 U STATES	13252	1757	146662	25248	
	13252	1757	149058	25607	
HERRINGS FRESH	LB				
990 U STATES	1750	274	1069402	22462	2094
	1750	274	1069402	22462	

IMPORTS INTO CANADA FOR CONSUMPTION

Commodities and Countries from which Imported	MONTH OF NOVEMBER 1960		ELEVEN MONTHS ENDED NOVEMBER 1960		Class Number
	Quantities	Values (\$)	Quantities	Values (\$)	
LIVE FISH AND EGGS PROPAGATING 990 U STATES		1579		44615	2095
		1579		44615	
LOBSTERS FRESH OR BOILED	LB				2096
752 BRAZIL			1500	1844	
848 CUBA			11910	13983	
990 U STATES		81056	400645	194593	
		81056	414055	210420	
OYSTERS SEED AND BREEDING					2098
559 JAPAN				8075	
990 U STATES				988	
				9063	
OYSTERS FRESH OR FROZEN	GAL				2100
516 HONG KONG			34	489	
559 JAPAN		60	60	183	
990 U STATES		17043	71649	503098	
		17103	71743	503770	
SALMON FRESH	LB				2101
990 U STATES		136350	665135	361890	
		136350	665135	361890	
SQUID FRESH					2102
78 PORTUGAL				680	
516 HONG KONG		417		7295	
559 JAPAN				12944	
990 U STATES		1833		52225	
		2250		73144	
FISH ALL OTHER FRESH	LB				2103
1 U KINGDOM		700	13214	2177	
49 DENMARK		81240	459305	221876	
73 NETHRLNDS		5224	148894	59325	
76 NORWAY			7425	1692	
78 PORTUGAL		29550	240791	58430	
516 HONG KONG			12728	4612	
559 JAPAN		498612	3135692	489187	
990 U STATES		181602	2197859	399974	
		796928	6215908	1237273	
COD HADDOCK POLLOCK DRIED	LB				2111
1 U KINGDOM		4450	54374	13336	
76 NORWAY		16862	66863	23548	
990 U STATES		600	12215	1954	
		21912	133452	38838	
HERRINGS SALTED	LB				2115
1 U KINGDOM		9155	459063	64454	
55 GERMANY W			1891	241	
73 NETHRLNDS		272247	892639	221154	
76 NORWAY		538355	1162044	137651	
85 SWEDEN		16534	103484	16861	
990 U STATES			70683	9785	
		836291	2689804	450146	
FISH ORIED N O P	LB				2120
516 HONG KONG		1975	19349	12347	
559 JAPAN		1375	8385	4189	
990 U STATES			2379	1858	
		3350	30113	18394	
FISH ALL OTHER SALTED	LB				2121
1 U KINGDOM		7350	62330	7239	
76 NORWAY		4613	23585	6051	
78 PORTUGAL			900	299	
82 SPAIN		9640	70574	13144	
516 HONG KONG		3748	77461	45465	
990 U STATES		5068	98052	20144	
		30419	332902	92342	
FISH OTHER SMOKED OR BONELESS	LB				2122
1 U KINGDOM		48215	663083	124239	
73 NETHRLNDS		12564	33211	7407	
76 NORWAY		3425	13875	2076	
516 HONG KONG			520	209	
990 U STATES		829	19414	10599	
		65033	730103	144530	
SHRIMPS AND PRAWNS CANNED	LB NT				2130
1 U KINGDOM		330	330	394	
49 DENMARK		1168	2493	4292	
76 NORWAY		3923	39380	41232	
85 SWEDEN			803	1174	
516 HONG KONG			1816	1820	
519 INDIA		7350	25200	22783	
559 JAPAN			2634	3771	
874 MEXICO		20250	93061	96761	
990 U STATES		149778	1581381	1803219	
		182799	1747098	1975446	
CRABS CLAMS CANNED	LB NT				2131
1 U KINGDOM		790	2071	1854	
516 HONG KONG			1019	423	
559 JAPAN		116827	1935417	411911	
990 U STATES			651	360	
		117617	1939158	414548	
KIPPERED HERRINGS CANNED	LB NT				2132
1 U KINGDOM		21886	172405	49327	
55 GERMANY W			4152	1153	
76 NORWAY		45397	221965	74236	
		67283	398522	124716	
LOBSTERS CANNED PREPARED N O P	LB NT				2133
49 DENMARK		430	1322	1462	
559 JAPAN			158	196	
614 AUSTRALIA			1375	1754	
990 U STATES			13279	14911	
		430	16134	18323	

IMPORTS INTO CANADA FOR CONSUMPTION

Commodities and Countries from which Imported	MONTH OF NOVEMBER 1960		ELEVEN MONTHS ENDED NOVEMBER 1960		Class Number
	Quantities	Values (\$)	Quantities	Values (\$)	
OYSTERS PREPARED PRESERVE NOP 516 HONG KONG 559 JAPAN 990 U STATES	LB NT 36258 16103 52361	 17443 10225 27668	 17224 427880 537396	 18530 208547 294642	2137
SALMON CANNEO PREPARED N O P 1 U KINGDOM 55 GERMANY W 85 SWEDEN 559 JAPAN 990 U STATES	LB NT 315 209 299977 300501	 430 176 228185 228791	 315 1324 806 10308 929099	 430 726 1192 11278 663903 677529	2138
PILCHARD CANNED 1 U KINGDOM 427 UN SO AFR 990 U STATES	LB NT 210 4950 5160	 58 632 690	 4110 104850 139350 248310	 850 14447 17054 32351	2139
ANCHOVIES SARDINES CANNED 1 U KINGDOM 49 DENMARK 54 FRANCE 55 GERMANY W 67 ITALY 76 NORWAY 78 PORTUGAL 82 SPAIN 85 SWEDEN 277 POLAND 287 U S S R 473 MOROCCO 990 U STATES	LB NT 1065 4490 1596 1600 263957 139651 2400 3981 972 7793 252 427757	 365 2074 1085 476 148349 72313 840 2536 280 3325 179 231822	 21768 151046 4934 1977 24715 1083001 625298 58284 28615 18096 876 51128 3423 2073161	 9440 66309 2958 1050 4754 678588 316803 21757 14847 4861 670 22520 2220 1146777	2140
TUNA FISH CANNED 78 PORTUGAL 559 JAPAN 990 U STATES	LB NT 369886 369886	 141361 141361	 10223 3635209 1855 3647287	 5828 1380541 748 1387117	2143
FISH PRESERVED IN OIL N O P 49 DENMARK 54 FRANCE 55 GERMANY W 67 ITALY 76 NORWAY 78 PORTUGAL 277 POLAND 516 HONG KONG 519 INDIA 559 JAPAN 774 PERU 990 U STATES		 11315 1195 3317 268 384 4907 1148 45063 72 67669		 24814 5291 18662 9108 4851 17378 1253 20133 50 36262 273386 24963 436151	2144
FISH PREPAREO OR PRESERVED NOP 1 U KINGDOM 49 DENMARK 54 FRANCE 55 GERMANY W 67 ITALY 73 NETHRLNDS 76 NORWAY 78 PORTUGAL 85 SWEDEN 277 POLAND 516 HONG KONG 519 INDIA 559 JAPAN 874 MEXICO 990 U STATES		 5182 1128 2304 3351 686 556 2318 715 6533 8781 31554		 23358 11651 7209 12983 3151 3710 17422 644 1848 4002 14037 4278 38051 19347 129539 291230	2145
HERRINGS CANNED 1 U KINGDOM 53 FINLAND 55 GERMANY W 73 NETHRLNDS 76 NORWAY 85 SWEDEN 277 POLAND 516 HONG KONG 990 U STATES	LB NT 10921 52727 2684 12995 6550 85877	 2195 12048 575 5366 3716 23900	 98969 1189 390964 10576 41583 21972 1650 360 6735 573998	 20496 800 95944 2207 18875 12351 225 276 2787 153961	2146
FISH OFFAL OR REFUSE 559 JAPAN 990 U STATES	CWT 4254 4254	 9461 9461	 6399 43075 49474	 71727 105605 177332	2151
SPONGES OF MARINE PRODUCTION 1 U KINGDOM 54 FRANCE 59 GREECE 67 ITALY 848 CUBA 990 U STATES		 1154 1243 99 806 3302		 2487 1243 52161 1394 5231 13463 75979	2152
FISHERY PRODUCTS N O P 1 U KINGDOM 49 DENMARK 55 GERMANY W 73 NETHRLNDS		 1191 1028		 3461 10110 10023 157	2153

IMPORTS INTO CANADA FOR CONSUMPTION

Commodities and Countries from which Imported	MONTH OF NOVEMBER 1960		ELEVEN MONTHS ENDED NOVEMBER 1960		Class Number
	Quantities	Values (\$)	Quantities	Values (\$)	
76 NORWAY				2895	
78 PORTUGAL		4 476		16495	
85 SWEOPEN				879	
287 U S S R				5956	
516 HONG KONG		2755		28443	
519 INDIA				1358	
524 MALAYA		296		1805	
559 JAPAN		687		22747	
614 AUSTRALIA				49992	
617 FIJI				1809	
716 B GUIANA		435		2467	
752 BRAZIL				1724	
828 TRINIOAO				55	
845 C RICA				583	
848 CUBA				1463	
874 MEXICO		336		336	
990 U STATES		43992		556005	
		55196		718763	
FISH MEAL					2154
			CWT		
427 UN SO AFR			6600	43560	
774 PERU	2218	6565	34186	126142	
990 U STATES	28	168	388	4402	
	2246	6733	41174	174104	
FUR SKINS CHINA AND JAP MINK					2155
			NO		
1 U KINGDOM			103323	144734	
55 GERMANY W			17800	24052	
553 CHINA COM			674680	861161	
990 U STATES			144	165	
			795947	1030112	
FUR SKINS RACCOON UNDESSESO					2157
			NO		
287 U S S R			1000	4527	
990 U STATES			103880	394236	
			104880	398763	
FUR SKINS SHEEP LAMB UNDESSESO					2158
			NO		
614 AUSTRALIA			8000	6420	
744 ARGENTINA			79006	128124	
782 URUGUAY			17537	34782	
990 U STATES	16691	14262	148178	209452	
	16691	14262	252721	378778	
FUR SKINS FOX UNDESSESO					2162
			NO		
1 U KINGDOM	4472	73993	18829	353933	
55 GERMANY W			1051	19696	
76 NORWAY			1841	41356	
85 SWEOPEN	100	473	3930	65153	
258 GERMANY E			114	2162	
277 POLAND	86	1108	790	13652	
287 U S S R			10995	140211	
990 U STATES	493	6903	36269	268728	
	5151	82477	73819	904891	
FUR SKINS KOLINSKY UNDESSESO					2163
			NO		
1 U KINGDOM	19000	39299	50180	108054	
85 SWEOPEN			21400	59828	
287 U S S R			95480	217232	
553 CHINA COM			20000	55044	
	19000	39299	187060	440158	
FUR SKINS MINK UNDESSESO					2164
			NO		
1 U KINGDOM	994	8561	10436	126644	
49 DENMARK			9377	172062	
53 FINLAND			1969	28869	
55 GERMANY W	80	1200	210	2662	
76 NORWAY			8319	136688	
85 SWEDEN			2954	47560	
277 POLAND			1000	13000	
287 U S S R			7104	58680	
954 ST PIERRE			235	3204	
990 U STATES	5131	47051	250008	3522783	
	6205	56812	291612	4112152	
FUR SKINS MUSKRAT UNDESSESO					2165
			NO		
1 U KINGDOM			4000	3476	
287 U S S R			20000	12912	
990 U STATES	95579	94043	1801349	1953858	
	95579	94043	1825349	1970246	
FUR SKINS PERSIAN LAMB UNDESSESO					2166
			NO		
1 U KINGDOM	26699	131862	401740	2516841	
73 NETHRLNOS			7980	40457	
85 SWEOPEN			2968	26872	
287 U S S R	5540	27484	118212	660806	
427 UN SO AFR			2000	12782	
990 U STATES	13088	84866	401405	3250600	
	45327	244212	934305	6508358	
FUR SKINS RABBIT UNDESSESO					2167
			NO		
44 BELG LUX			1000	457	
54 FRANCE	8000	4537	123520	58152	
73 NETHRLNDS			1000	470	
559 JAPAN			10000	6958	
990 U STATES	3500	2230	25809	14183	
	11500	6767	161329	80220	
FUR SKINS SQUIRREL UNDESSESO					2168
			NO		
1 U KINGDOM			59300	49768	
53 FINLAND			3000	3364	
287 U S S R			18000	14411	
990 U STATES	9000	6581	41266	31164	
	9000	6581	121566	98707	
FUR SKINS UNDESSESO N O P					2169
			NO		
1 U KINGDOM	1187	3801	4840	52559	
53 FINLAND			1020	3179	

IMPORTS INTO CANADA FOR CONSUMPTION

Commodities and Countries from which Imported	MONTH OF NOVEMBER 1960		ELEVEN MONTHS ENDED NOVEMBER 1960		Class Number
	Quantities	Values (\$)	Quantities	Values (\$)	
76 NORWAY	1500	6192	2000	8253	
85 SWEDEN			200	4398	
287 U S S R			4995	41067	
752 BRAZIL	570	15200	8587	87080	
874 MEXICO			115	1334	
990 U STATES	4839	13110	145607	1041707	
RABBIT SKINS DRESSED	8096	38303	167364	1239577	2172
44 BELG LUX	150	1698	5896	18024	
54 FRANCE	300	2915	2153	22882	
82 SPAIN			1040	1351	
990 U STATES	241	1732	1278	14493	
FUR SKINS DRESSED	691	6345	10367	56750	2173
1 U KINGDOM		6721		187547	
54 FRANCE		56		56	
55 GERMANY W		1301		83741	
67 ITALY		2394		51569	
76 NORWAY		2518		3099	
85 SWEDEN				164	
262 HUNGARY				60	
287 U S S R		75		8720	
344 ETHIOPIA				2450	
744 ARGENTINA				3749	
747 BOLIVIA				258	
752 BRAZIL				6588	
782 URUGUAY				4252	
990 U STATES		257639		2360097	
HATTERS FURS NOT ON THE SKIN		270704		2712350	2174
1 U KINGDOM	300	2266	3345	17650	
44 BELG LUX	80	126	14580	30929	
54 FRANCE	9500	17650	38913	68447	
55 GERMANY W	7818	14208	41470	85000	
67 ITALY			1500	2550	
82 SPAIN	4550	7394	33390	54954	
614 AUSTRALIA			300	1211	
990 U STATES	7738	34515	64797	221187	
FUR SKINS SHEEP DRESSED	29986	76159	198295	481928	2175
1 U KINGDOM				817	
54 FRANCE				86	
990 U STATES		3336		67792	
MANUFACTURES OF FUR		3336		68695	2181
1 U KINGDOM		1237		34605	
43 AUSTRIA				740	
44 BELG LUX				5973	
49 DENMARK				2537	
54 FRANCE		331		6055	
55 GERMANY W		1424		2045	
59 GREECE		5979		28270	
67 ITALY				1342	
82 SPAIN				3206	
85 SWEDEN		54		4230	
86 SWITZRLND				1275	
287 U S S R		1575		16333	
553 CHINA COM				25237	
559 JAPAN		2380		29674	
614 AUSTRALIA		105		1596	
744 ARGENTINA		461		10054	
774 PERU				1385	
782 URUGUAY				645	
990 U STATES		52040		731039	
BRISTLES ANIMAL		65586		906241	2191
1 U KINGDOM	22181	96586	214244	799737	
55 GERMANY W	267	1680	9972	25862	
73 NETHRLNDS	7597	25090	29205	85933	
76 NORWAY			880	2536	
516 HONG KONG	440	4061	10899	32140	
553 CHINA COM			33080	54325	
990 U STATES	445	937	6747	28889	
HAIR UNMANUFACTURED	30930	128354	305027	1029422	2192
1 U KINGDOM	51	1517	1305	9984	
55 GERMANY W			11128	3446	
67 ITALY			122	1259	
990 U STATES	62144	7180	1146941	209782	
HORSE HAIR	62195	8697	1159496	224471	2193
1 U KINGDOM			30	171	
990 U STATES	40903	7730	102713	44397	
MANUFACTURES OF HAIR	40903	7730	102743	44568	2195
1 U KINGDOM		1556		15704	
54 FRANCE		140		2448	
55 GERMANY W		4024		20880	
516 HONG KONG				6151	
553 CHINA COM		2281		10415	
559 JAPAN		586		9038	
990 U STATES		2505		24405	
HORSE HIDES		11094		89041	2200
1 U KINGDOM			3791	43601	
44 BELG LUX			1000	10611	

IMPORTS INTO CANADA FOR CONSUMPTION

Commodities and Countries from which Imported	MONTH OF NOVEMBER 1960		ELEVEN MONTHS ENDED NOVEMBER 1960		Class Number
	Quantities	Values (\$)	Quantities	Values (\$)	
54 FRANCE 73 NETHRLNDS 990 U STATES			1770 1000 7067	26472 12977 60430	
CALF SKINS AND KIPS RAW			14628	154091	
54 FRANCE 55 GERMANY W 67 ITALY 886 P RICO 954 ST PIERRE 990 U STATES	NO 1500		25926 1000 13200 300 450	188666 8463 123538 527 657	2201
CATTLE HIDES RAW			469204	2450846	
67 ITALY 622 NEW ZEAL 752 BRAZIL 954 ST PIERRE 990 U STATES	NO 500 1000	8554 7675	500 5000 2000 75	8554 42494 12600 567	2202
SHEEP SKINS RAW			425680	3203242	
1 U KINGDOM 427 UN SO AFR 744 ARGENTINA 954 ST PIERRE 990 U STATES	NO		1480 360 46858 883	8463 538 73465 442	2203
OTHER HIDES AND SKINS RAW NOP			907518	1075528	
427 UN SO AFR 990 U STATES	NO		1000 19295	2723 35609	2204
GOAT SKINS AND KID SKINS RAW			20295	38332	
1 U KINGDOM 55 GERMANY W	NO		100 1000 1100	576 500 1076	2205
HIDE SECTIONS OR BELLIES					
55 GERMANY W 73 NETHRLNDS 954 ST PIERRE 990 U STATES	NO		700 300 276	15404 738 518	2206
LEATHER ORESSED KIO			357907	407911	
1 U KINGDOM 54 FRANCE 55 GERMANY W 82 SPAIN 519 INDIA 990 U STATES		107706		1070608	2210
BELTING LEATHER IN BUTTS			48168	589082	
1 U KINGDOM 54 FRANCE 55 GERMANY W 990 U STATES		3093		25755	
LEATHER TANNED N O P			158967	1694527	
1 U KINGDOM 44 BELG LUX 55 GERMANY W 67 ITALY 73 NETHRLNDS 519 INDIA 559 JAPAN 990 U STATES		7111		80166	2211
LEATHER DRESSED N O P			5878	69935	
1 U KINGDOM 44 BELG LUX 55 GERMANY W 67 ITALY 73 NETHRLNDS 519 INDIA 559 JAPAN 990 U STATES		659		3194	
LEATHER DRESSED N O P			13648	162230	
1 U KINGDOM 43 AUSTRIA 44 BELG LUX 54 FRANCE 55 GERMANY W 64 IRELAND 67 ITALY 73 NETHRLNDS 82 SPAIN 85 SWEDEN 86 SWITZRLNO 614 AUSTRALIA 744 ARGENTINA 752 BRAZIL 874 MEXICO 990 U STATES		15030		130130	2213
CHAMOIS SKIN			48168	589082	
1 U KINGDOM 64 IRELAND 622 NEW ZEAL 990 U STATES		73		14431	
PATENT AND UPHOLSTERY LEATHER			19604	31687	
1 U KINGDOM 55 GERMANY W 990 U STATES		19604		580	
SOLE LEATHER			20013	193930	
1 U KINGDOM 54 FRANCE	LB	1025 1481		975430 15289 4491 486629 39634 47240 4485 66335 1285 757 2612 4793 501 3559 7161	2215
			54720	372350	
			133432	1414316	
			275889	3074517	
			23691	327655	2216
			337	4015	
			24028	244	
				1708	
				333622	
				559	2217
				692	
				3168	
				37929	
					2218
				45546	
				19176	
				2660	

IMPORTS INTO CANADA FOR CONSUMPTION

Commodities and Countries from which Imported	MONTH OF NOVEMBER 1960		ELEVEN MONTHS ENDED NOVEMBER 1960		Class Number
	Quantities	Values (\$)	Quantities	Values (\$)	
990 U STATES	10115	3846	60686	32353	2219
SCRAP LEATHER	14018	6352	110711	54189	
1 U KINGDOM				871	2220
622 NEW ZEAL				251	
990 U STATES		1922		28036	
PIG MOROCCO ROLLER LEATHERS		1922		29158	2221
1 U KINGDOM		88585		594543	
559 JAPAN		2620		28743	
990 U STATES		55475		370339	
LEATHER FROM EAST INDIA KIP		146680		993625	2222
1 U KINGDOM		57418		760650	
64 IRELAND				1682	
990 U STATES				3219	2224
LEATHER FOR GLOVES OR CLOTHING		57418		765551	
1 U KINGDOM		64938		938714	2225
49 DENMARK				251	
54 FRANCE				9191	
55 GERMANY W				2026	
874 MEXICO				970	
990 U STATES		140402		1279549	
		205340		2230701	
LEATHER FOR UPHOLSTERY LEATHER		13535		108167	2226
1 U KINGDOM		1062		1062	
55 GERMANY W		1418		11117	
990 U STATES		16015		120346	2226
CRUST OIL LEATHER FOR CHAMOIS				2308	
1 U KINGDOM				1446	2232
64 IRELAND				3754	
BOOTS AND SHOES MENS LEATHER PAIR					2233
1 U KINGDOM	32138	175284	487470	2350768	
43 AUSTRIA	4022	32491	8725	90541	
49 DENMARK			148	493	
53 FINLAND			169	1373	
54 FRANCE	1905	9311	32652	100585	
55 GERMANY W	6655	63935	40450	257334	
64 IRELAND			5162	20844	
67 ITALY	29901	162262	217836	1027249	
73 NETHRLNDS			6595	22647	
76 NORWAY	8	66	65	571	
82 SPAIN			5655	20099	
85 SWEDEN			168	1305	
86 SWITZRLND	616	8588	1540	23897	
246 CZECHO S	195	460	17606	42430	
258 GERMANY E			156	731	
262 HUNGARY			215	1652	
288 YUGO SLAV	500	5165	591	5932	
355 ISRAEL			264	886	
516 HONG KONG	29	62	1655	2412	
519 INDIA			4280	7731	
559 JAPAN			7590	10789	
744 ARGENTINA			54	432	
874 MEXICO	134	1235	506	3268	
990 U STATES	4190	26822	69566	428870	
	80293	485681	909118	4422839	
BOOTS AND SHOES WOMENS LEATHER PAIR					2234
1 U KINGDOM	40852	197346	311520	1401106	
43 AUSTRIA	554	5627	5614	34781	
44 BELG LUX			1731	5072	
54 FRANCE	1138	4970	13254	84960	
55 GERMANY W	5763	35197	27021	134688	
64 IRELAND	1050	5963	10862	53581	
67 ITALY	11779	52073	254135	982658	
73 NETHRLNDS	784	2412	3768	10615	
82 SPAIN			440	1899	
85 SWEDEN			523	2872	
86 SWITZRLND	400	3322	6960	60527	
246 CZECHO S			910	1109	
258 GERMANY E			87	570	
288 YUGO SLAV			14	90	
355 ISRAEL			72	117	
473 MOROCCO			39	107	
516 HONG KONG			396	388	
519 INDIA			10190	9606	
559 JAPAN	15024	3313	84108	39617	
774 PERU			376	728	
867 HAITI			1207	5261	
874 MEXICO	23	93	580	1308	
990 U STATES	17617	66914	356838	1627524	
	94984	377230	1090645	4459184	
BOOTS SHOES CHILDRENS LEATHER PAIR					2234
1 U KINGDOM	2818	6123	170475	212065	
43 AUSTRIA	444	3587	888	6764	
54 FRANCE	24	106	855	1978	
55 GERMANY W	872	2594	9477	29864	
67 ITALY	7585	22326	38894	92769	
73 NETHRLNDS	361	751	1205	3072	
86 SWITZRLND			80	699	
519 INDIA			39628	35563	
559 JAPAN			45998	25558	
990 U STATES	1110	2113	55785	92765	
	13214	37600	363285	501097	

IMPORTS INTO CANADA FOR CONSUMPTION

Commodities and Countries from which Imported	MONTH OF NOVEMBER 1960		ELEVEN MONTHS ENDED NOVEMBER 1960		Class Number
	Quantities	Values (\$)	Quantities	Values (\$)	
GARMENTS LEATHER					2235
1 U KINGDOM		3099		23633	
54 FRANCE		50		4064	
55 GERMANY W				847	
67 ITALY				4081	
73 NETHRLNDS		1354		7024	
82 SPAIN		2039		5188	
86 SWITZRLND				621	
427 UN SO AFR				175	
874 MEXICO				176	
990 U STATES		1881		15198	
		8423		61007	
GLOVES MITTS LEATHER					2236
1 U KINGDOM		78576		560063	
43 AUSTRIA				119	
44 BELG LUX				192	
54 FRANCE		13881		155452	
55 GERMANY W		3551		40532	
67 ITALY		68302		320198	
73 NETHRLNDS		9165		56501	
76 NORWAY		165		832	
82 SPAIN		784		3477	
86 SWITZRLND		717		974	
246 CZECHO S				9573	
516 HONG KONG				6112	
519 INDIA				207	
527 PAKISTAN		5332		19264	
553 CHINA CDM				16100	
559 JAPAN		7255		454767	
824 JAMAICA		4322		43340	
990 U STATES		5108		104648	
		197158		1792351	
GLOVES OF KID WOMENS					2237
1 U KINGDOM		341		6030	
44 BELG LUX		1819		15029	
54 FRANCE		27835		290247	
55 GERMANY W		13620		219790	
67 ITALY		5034		18221	
246 CZECHO S				30548	
990 U STATES				8329	
		48649		588194	
HARNESS AND SADDLERY					2238
1 U KINGDOM		8480		98920	
55 GERMANY W		2867		21971	
67 ITALY				322	
385 UAR EGYPT		61		61	
519 INDIA				8167	
559 JAPAN		615		3055	
614 AUSTRALIA				102	
874 MEXICO		1145		7258	
990 U STATES		27061		363370	
		40229		503226	
LEATHER BELTING					2239
1 U KINGDOM		7067		41688	
43 AUSTRIA				4716	
49 DENMARK				1763	
54 FRANCE				243	
55 GERMANY W		10956		32927	
67 ITALY		6108		6108	
73 NETHRLNDS				267	
246 CZECHO S				291	
990 U STATES		4332		35035	
		28463		123038	
MFRS OF LEATHER OR RAWHIDE					2241
1 U KINGDOM		15754		158822	
43 AUSTRIA		859		1660	
44 BELG LUX				505	
54 FRANCE		3329		6925	
55 GERMANY W		5035		40781	
67 ITALY		2276		14333	
73 NETHRLNDS				886	
82 SPAIN		1009		5274	
85 SWEDEN				484	
86 SWITZRLND		78		4048	
246 CZECHO S				1694	
473 MOROCCO				1784	
516 HONG KONG				4873	
527 PAKISTAN		156		1353	
559 JAPAN		1264		19747	
744 ARGENTINA		66		66	
874 MEXICO				621	
990 U STATES		60103		515156	
		89929		779012	
SOLES AND HEELS LEATHER					2243
1 U KINGDOM		131		10189	
614 AUSTRALIA				346	
990 U STATES		7311		100140	
		7442		110675	
SHOE LIFTS AND WELTING LEATHER					2244
1 U KINGDOM		147		3436	
990 U STATES		7851		85788	
		7998		89224	
STRAPS LEATHER					2245
1 U KINGDOM		3418		39987	
54 FRANCE		265		1264	
55 GERMANY W		3216		40385	

IMPORTS INTO CANADA FOR CONSUMPTION

Commodities and Countries from which Imported	MONTH OF NOVEMBER 1960		ELEVEN MONTHS ENDED NOVEMBER 1960		Class Number
	Quantities	Values (\$)	Quantities	Values (\$)	
67 ITALY		296		2353	
73 NETHRLNDS				855	
86 SWITZRLND		393		15198	
516 HONG KONG		258		16051	
559 JAPAN		847		2605	
874 MEXICO				562	
990 U STATES		14118		91509	
		22811		210769	
BICYCLE SADDLES					2246
1 U KINGDOM			9472	6235	
55 GERMANY W	41126	21759	76392	41523	
67 ITALY			100	113	
73 NETHRLNDS	23762	18022	50394	39037	
559 JAPAN	1600	897	17731	10084	
990 U STATES	4459	2119	40966	16538	
	70947	42797	195055	113530	
BEEF AND VEAL FRESH					2251
64 IRELAND			29040	9998	
614 AUSTRALIA	107052	39127	2566520	893767	
622 NEW ZEAL	218617	53694	8265582	2295809	
990 U STATES	1024239	385572	5584137	2860275	
	1349908	478393	16445279	6059849	
MUTTON AND LAMB FRESH					2252
614 AUSTRALIA	1201421	282558	9089566	1769803	
622 NEW ZEAL	559483	100944	11426367	1930843	
990 U STATES	52719	33333	1007826	437912	
	1813623	416835	21523759	4138558	
PORK FRESH					2253
614 AUSTRALIA			45900	24869	
990 U STATES	3017000	976959	9417519	2848075	
	3017000	976959	9463419	2872944	
POULTRY NOP GAME PARTRIDGE					2254
990 U STATES					
	121305	39594	1268467	456259	
	121305	39594	1268467	456259	
MEATS FRESH N O P					2257
848 CUBA	540	263	8380	7133	
874 MEXICO			4047	3551	
990 U STATES	4800	3965	77052	58236	
	5340	4228	89479	68920	
EDIBLE OFFAL FRESH					2258
614 AUSTRALIA	84951	51105	499527	266264	
622 NEW ZEAL	40777	24080	333868	106673	
990 U STATES	410821	89319	3718578	662273	
	536549	164504	4551973	1035210	
CHICKENS AND FOWL N O P					2259
990 U STATES					
	1968773	526157	15410750	4212509	
	1968773	526157	15410750	4212509	
TURKEYS NOP					2260
990 U STATES					
	307215	116182	4444298	1709778	
	307215	116182	4444298	1709778	
PORK PREP OR PRESERVED N O P					2261
49 DENMARK			938	338	
990 U STATES	725102	163001	4783687	1137319	
	725102	163001	4784625	1137657	
BEEF PICKLED					2263
990 U STATES					
	1301559	367015	10695408	2729870	
	1301559	367015	10695408	2729870	
CANNED MEATS POULTRY					2264
1 U KINGDOM	107777	36669	637002	208670	
49 DENMARK	15818	10287	368034	210487	
54 FRANCE	32750	14939	98165	58793	
55 GERMANY W	2566	595	12643	5512	
73 NETHRLNDS	21798	5641	114086	29329	
76 NORWAY	2183	844	3409	1439	
85 SWEDEN			515	189	
262 HUNGARY			3212	1538	
277 POLAND	18372	9133	64835	30873	
516 HONG KONG	520	234	920	397	
559 JAPAN			391	556	
614 AUSTRALIA			185307	46187	
622 NEW ZEAL			13923	7247	
744 ARGENTINA			54000	14875	
990 U STATES	63147	21800	1827159	495905	
	264931	100142	3383601	1111997	
EXTRACTS OF MEAT FLUID BEEF					2265
1 U KINGDOM	21000	10752	171723	83454	
73 NETHRLNDS	794	705	6070	5379	
614 AUSTRALIA			64736	171568	
622 NEW ZEAL			33600	93248	
744 ARGENTINA	1344	2775	124539	90079	
752 BRAZIL			5600	11170	
769 PARAGUAY			11024	15902	
990 U STATES			18947	25823	
	23138	14232	436239	496623	
MEATS PREPARED NDT CANNED					2266
990 U STATES					
	69120	64109	1052952	943659	
	69120	64109	1052952	943659	
SAUSAGE NOT CANNED OR BOTTLED					2269
990 U STATES					
	9971	7704	111388	82945	
	9971	7704	111388	82945	
SOUPS SOUP PREPARATIONS N O P					2270
1 U KINGDOM		2532		9532	
49 DENMARK		156		1226	
54 FRANCE		1625		8807	
55 GERMANY W		753		11777	
73 NETHRLNDS		9071		69562	

IMPORTS INTO CANADA FOR CONSUMPTION

Commodities and Countries from which Imported			MONTH OF NOVEMBER 1960		ELEVEN MONTHS ENDED NOVEMBER 1960		Class Number
			Quantities	Values (\$)	Quantities	Values (\$)	
86	SWITZRLND		70623		245293		
277	POLAND		1280		3138		
355	ISRAEL		2870		8482		
559	JAPAN				853		
990	U STATES		31053		381608		
			119963		740278		
MEAT PIES FROZEN		LB					2271
990	U STATES		384321	123089	2798015	952586	
			384321	123089	2798015	952586	
COMPLETE DINNERS MEAT FROZEN		LB					2272
990	U STATES		122044	71219	2365416	1358087	
			122044	71219	2365416	1358087	
BEEF CANNED N O P		LB NT					2273
1	U KINGDOM				4306	2258	
49	DENMARK				490	353	
73	NETHRLNDS	698	187	698	187		
277	POLAND	72	56	9072	2666		
614	AUSTRALIA	67881	19060	982279	296981		
744	ARGENTINA	1800	643	75360	25459		
752	BRAZIL			13140	4529		
990	U STATES	1185	887	6539	4640		
			71636	20833	1091884	337073	
CORNEO BEEF CANNED		LB NT					2274
54	FRANCE	6750	3157	13525	6285		
614	AUSTRALIA	18000	7311	1741698	696379		
744	ARGENTINA	166749	53203	3395503	1162409		
752	BRAZIL			4500	1546		
769	PARAGUAY			1122652	397008		
782	URUGUAY			76613	19604		
990	U STATES			253	124		
			191499	63671	6354744	2283355	
MILK SKIM POWDERED		LB					2280
86	SWITZRLND				977	581	
990	U STATES				32538	4500	
					33515	5081	
MILK AND CREAM FRESH		GAL					2281
49	DENMARK	21150	52934	103741	261156		
990	U STATES	763	2537	6648	31242		
			21913	55471	110389	292398	
BUTTER		LB					2282
990	U STATES				6344	3988	
					6344	3988	
CASEIN		LB					2283
614	AUSTRALIA	20610	4162	746556	145577		
622	NEW ZEAL	9882	2066	87951	17620		
990	U STATES	11375	2983	103479	26431		
			41867	9211	937986	189628	
CHEESE		LB					2284
1	U KINGDOM	5701	4847	92556	50942		
43	AUSTRIA	20415	7118	54942	20631		
49	DENMARK	423183	168694	2908909	1141159		
53	FINLAND	11952	3455	60956	16824		
54	FRANCE	46982	32490	473579	279035		
55	GERMANY W	49283	25761	250030	140878		
59	GREECE	246	71	16083	5307		
67	ITALY	666574	381459	3018329	1609875		
73	NETHRLNDS	322844	134942	1742728	728408		
76	NORWAY	7340	3318	30096	13291		
85	SWEDEN	2651	737	8662	2869		
86	SWITZRLND	177279	94983	1762178	967575		
277	POLAND			9094	848		
288	YUGO SLAV			6645	3083		
622	NEW ZEAL	2200	833	4424	1543		
744	ARGENTINA	1413	433	133481	42774		
990	U STATES	181665	106110	1246460	817639		
			1919728	965251	11819152	5842681	
MILK WHOLE POWDERED		LB					2286
64	IRELAND			11200	2900		
622	NEW ZEAL			115360	25488		
990	U STATES	2696	659	62897	22324		
			2696	659	189457	50712	
MILK PROD CONDENSED ORIEO NOP		LB					2287
73	NETHRLNDS			3170	2318		
990	U STATES	110350	5577	1077336	49303		
			110350	5577	1080506	51621	
OLEIC ACID OR RED OIL		LB					2288
1	U KINGDOM			12820	1780		
990	U STATES	42535	5560	271253	46545		
			42535	5560	284073	48325	
STEARIC ACID		LB					2289
1	U KINGDOM			24000	3326		
614	AUSTRALIA	115500	12774	349720	38273		
990	U STATES	150676	19676	1009605	132866		
			266176	32450	1383325	174465	
ANIMAL OIL N O P		GAL					2293
1	U KINGDOM			6657	4636		
55	GERMANY W	221	668	611	1746		
614	AUSTRALIA			1336	1502		
990	U STATES	10099	10206	45534	53736		
			10320	10874	54138	61620	
COD LIVER OIL		GAL					2294
1	U KINGDOM	22405	28998	130308	173068		
76	NORWAY	4725	5270	12202	15014		
			27130	34268	142510	188082	
FISH MARINE ANIMAL OIL N O P		GAL					2295
76	NORWAY	22	789	2527	5092		

IMPORTS INTO CANADA FOR CONSUMPTION

Commodities and Countries from which Imported		MONTH OF NOVEMBER 1960		ELEVEN MONTHS ENDED NOVEMBER 1960		Class Number
		Quantities	Values (\$)	Quantities	Values (\$)	
559	JAPAN			3583	77240	
990	U STATES		176543	925369	554254	
		291816		931479	636586	
WHALE AND SPERMACE TI OIL	GAL					2297
1	U KINGDOM	1501	2376	29008	32101	
76	NORWAY	1244	1424	6932	7577	
990	U STATES	3793	4480	24309	31422	
		6538	8280	60249	71100	
FISH OIL CONCENTRATED						2299
54	FRANCE				15925	
990	U STATES		3883		6725	
			3883		22650	
FISH OIL FOR FORTIFYING						2300
1	U KINGDOM				3586	
73	NETHRLNDS		1282		1282	
559	JAPAN				20637	
990	U STATES		1022		16726	
			2304		42231	
BEESWAX	LB					2302
1	U KINGDOM			2130	1174	
519	INDIA			4480	1924	
744	ARGENTINA			11023	5293	
755	CHILE			49817	26528	
848	CUBA			95164	48967	
990	U STATES	15350	10254	99732	61806	
		15350	10254	262346	145692	
CANDLES N O P	LB					2303
1	U KINGDOM			147	88	
49	DENMARK	1250	473	9713	4190	
55	GERMANY W	931	337	4603	2183	
85	SWEDEN			1539	621	
559	JAPAN	1905	485	20329	6351	
990	U STATES	22354	10052	127868	49277	
		26440	11347	164199	62710	
GREASE AND DEGRAS	CWT					2304
1	U KINGDOM	293	3698	1895	24548	
55	GERMANY W			304	4397	
73	NETHRLNDS			155	809	
990	U STATES	31703	184579	163144	977367	
		31996	188277	165498	1007121	
LARD AND COMPOUNOS STEARINE	LB					2307
1	U KINGDOM	1960	299	36138	6296	
990	U STATES	3669781	355570	17909063	1686590	
		3671741	355869	17945201	1692886	
TALLOW	LB					2308
990	U STATES	502948	44748	3395483	272193	
		502948	44748	3395483	272193	
EGG ALBUMEN DRIEO POWOERED ETC	LB					2315
73	NETHRLNDS			396	465	
553	CHINA COM			7716	6472	
990	U STATES	4650	3438	66557	50011	
		4650	3438	74669	56948	
EGGS DRIED POWDERED N O P	LB					2317
73	NETHRLNDS			20000	16047	
553	CHINA COM	9480	5888	19180	12068	
744	ARGENTINA			5015	1172	
990	U STATES	5425	6397	67101	69434	
		14905	12285	111296	98721	
GELATINE INEOIBLE PHOTOGRAPHIC	LB					2320
990	U STATES	18800	31821	176142	270365	
		18800	31821	176142	270365	
ANIMAL GLANDS FOR MEDICINE						2321
990	U STATES				5354	
					5354	
EGGS IN THE SHELL	DOZ					2325
1	U KINGDOM			9	69	
516	HONG KONG	543	391	46981	26626	
990	U STATES	63335	118359	965211	1673984	
		63878	118750	1012201	1700679	
EGGS YOLK OR ALBUMEN FROZEN	LB					2326
990	U STATES	52650	17681	69380	27247	
		52650	17681	69380	27247	
GELATINE CAPSULES EMPTY						2328
1	U KINGDOM				818	
990	U STATES		42851		512992	
			42851		513810	
GELATINE EDIBLE	LB					2329
1	U KINGDOM	11170	4066	216493	68679	
44	BELG LUX	5152	2619	128039	45071	
54	FRANCE			13418	4027	
55	GERMANY W			591	892	
86	SWITZRLND	120	334	680	937	
614	AUSTRALIA			296950	147982	
990	U STATES	128140	75601	950384	584853	
		144582	82620	1606555	852441	
GELATINE N O P	LB					2331
1	U KINGDOM	12410	2988	134170	32923	
54	FRANCE			9859	2732	
55	GERMANY W	22623	4241	44775	8605	
990	U STATES	570	341	17213	8992	
		35603	7570	206017	53252	
GLUE ANIMAL POWDEREO OR SHEET	LB					2332
1	U KINGDOM	686400	107091	4008695	628859	
55	GERMANY W			105115	14253	
73	NETHRLNDS			12000	1542	
990	U STATES	145576	27515	947560	169700	
		831976	134606	5073370	814354	

IMPORTS INTO CANADA FOR CONSUMPTION

Commodities and Countries from which Imported	MONTH OF NOVEMBER 1960		ELEVEN MONTHS ENDED NOVEMBER 1960		Class Number
	Quantities	Values (\$)	Quantities	Values (\$)	
GLUE N O P					
990 U STATES	LB				2333
		6511	48179	23874	
		3607	23874		
GUT AND MANUFACTURES N O P					
1 U KINGDOM				10101	2336
54 FRANCE		375		1714	
614 AUSTRALIA		427		11105	
990 U STATES		524		8583	
		111		31503	
HONEY		1437			
1 U KINGDOM	LB				2337
49 OENMARK		1540	10580	6148	
55 GERMANY W		240	6240	2384	
59 GREECE			3579	1225	
64 IRELAND			5532	2196	
67 ITALY		180	180	77	
73 NETHRLNDS			495	235	
277 POLAND		3515	16997	5765	
288 YUGO SLAV			2700	645	
614 AUSTRALIA			3243	764	
744 ARGENTINA			540	150	
824 JAMAICA		124750	595269	59637	
990 U STATES		312	1308	453	
		77			
		220230	1932316	359155	
		350767	2578979	438834	
MANURES ANIMAL		44585			
990 U STATES	CWT		35810	61448	2338
			35810	61448	
MUSK IN POOS OR GRAINS					
516 HONG KONG	OZ		219	10919	2339
990 U STATES			5	414	
			224	11333	
RENNET RAW AND PREPARED					
990 U STATES	LB				2340
		22593	330469	398686	
		22593	330469	398686	
SAUSAGE CASINGS UNCLEANE					
622 NEW ZEAL	LB		32023	43328	2341
990 U STATES			537479	190082	
		83851	569502	233410	
		28321			
SAUSAGE CASINGS CLEANEO					
55 GERMANY W	LB		5223	6896	2342
614 AUSTRALIA		76905	496808	566737	
622 NEW ZEAL		131365	1948126	2762058	
990 U STATES		3018	67679	34490	
		211288	2517836	3370181	
TANKAGE		252945			
622 NEW ZEAL	CWT		448	3153	2343
990 U STATES		2035	96883	164420	
		2035	97331	167573	
ANIMAL PRODUCTS N O P					
1 U KINGDOM		12414		90400	2344
54 FRANCE				3783	
55 GERMANY W		1669		69519	
67 ITALY		1564		5024	
73 NETHRLNDS		4546		55855	
78 PORTUGAL				217	
86 SWITZRLNO		13575		13575	
516 HONG KONG		908		15581	
519 INDIA				1049	
559 JAPAN		1117		10432	
758 COLOMBIA		588		588	
874 MEXICO				1471	
990 U STATES		26080		476883	
		62461		744377	
HORSE MEAT ANO MEAT FOR FEE					
559 JAPAN	CWT		3760	36606	2345
990 U STATES		9758	107240	674893	
		9758	111000	711499	
OOG FOOD ANO PET STOCK FOOD					
1 U KINGDOM				5089	2347
44 BELG LUX				96	
49 OENMARK		326		480	
55 GERMANY W				1195	
73 NETHRLNDS				1361	
990 U STATES		21114		255786	
		21772		264007	

IMPORTS INTO CANADA FOR CONSUMPTION

Commodities and Countries from which Imported	MONTH OF NOVEMBER 1960		ELEVEN MONTHS ENDED NOVEMBER 1960		Class Number
	Quantities	Values (\$)	Quantities	Values (\$)	
<u>GROUP 3</u>					
<u>FIBRES TEXTILES AND PRODUCTS</u>					
RAW COTTON					
	CWT				3001
1 U KINGDOM			469	15446	
385 UAR EGYPT			180	8460	
527 PAKISTAN			1579	38190	
758 COLOMBIA			6895	223058	
774 PERU			898	36405	
874 MEXICO	7141	191010	65276	1654768	
990 U STATES	162715	4905864	1454186	42415717	
	169856	5096874	1529483	44392044	
COTTON LINTERS AND FIBRES NOP					
	LB				3002
1 U KINGDOM			118782	7008	
44 BELG LUX			49084	3806	
59 GREECE	33289	1277	97369	4752	
86 SWITZRLND			26576	1470	
363 LEBANON			534816	14761	
382 TURKEY	67366	2311	1684752	82921	
386 UAR SYRIA	275464	9429	2170500	70727	
527 PAKISTAN			38041	4415	
553 CHINA COM			1209866	30615	
752 BRAZIL	112757	10636	509296	42724	
774 PERU			121443	9924	
857 EL SALVD	55390	2538	1316620	61634	
864 GUATEMALA			67879	2765	
874 MEXICO			122763	8024	
879 NICARAGUA	158964	8759	663110	28936	
990 U STATES	733363	44824	1023982	662713	
	1436593	79774	18970879	1037195	
BATTS BATTING WADDING COTTON					
	LB				3004
1 U KINGDOM			250	252	
990 U STATES	46246	30916	717651	418015	
	46246	30916	717901	418267	
COT YARNS SINGLES NOT FINER 20					
	LB				3005*
1 U KINGDOM	21808	17686	138063	112399	
54 FRANCE	5546	2216	176143	101345	
55 GERMANY W			1632	1289	
67 ITALY	6238	4118	26381	21573	
73 NETHRLNDS	4975	3158	5956	3721	
78 PORTUGAL			2364	1122	
82 SPAIN	16047	7621	48187	23457	
355 ISRAEL	14621	5931	32940	13629	
519 INDIA			2000	1038	
752 BRAZIL			1980	982	
990 U STATES	84612	57798	439481	329678	
	153847	98528	875127	610233	
COTTON YARNS SINGLES 21 TO 39					
	LB				3006*
1 U KINGDOM	26600	25790	227737	218411	
54 FRANCE	50450	28959	672051	367868	
73 NETHRLNDS	2043	1354	10601	6206	
355 ISRAEL	18669	10257	77674	36891	
752 BRAZIL			3446	1842	
990 U STATES	54077	51923	629956	546032	
	151839	118283	1621465	1177250	
COT YARNS SINGLES 40 AND FINER					
	LB				3007*
1 U KINGDOM	50803	63146	455814	551183	
54 FRANCE	2686	2092	17414	13013	
55 GERMANY W			216	242	
67 ITALY	132	145	11573	10369	
73 NETHRLNDS			2863	1965	
355 ISRAEL			38878	22233	
752 BRAZIL	4990	4045	6676	5174	
990 U STATES	44019	51196	419880	474754	
	102630	120624	953314	1078933	
COTTON YARNS PLIED					
	LB				3008*
1 U KINGDOM	108282	156382	806444	1087166	
54 FRANCE	36282	18465	61559	39674	
67 ITALY	147	229	1013	1118	
82 SPAIN	9377	6060	58977	36251	
355 ISRAEL			496	528	
519 INDIA			10000	5324	
752 BRAZIL	110	86	2477	1659	
990 U STATES	263933	223691	1711427	1549455	
	418131	404913	2652393	2721175	
COTTON THREAD					
	LB				3009
1 U KINGDOM	1295	2701	7647	14658	
67 ITALY	4858	6235	8462	12153	
73 NETHRLNDS	48	89	2705	4944	
86 SWITZRLNO			1825	2667	
246 CZECHO S	4730	4713	28063	33981	
277 POLAND			6441	3931	
288 YUGO SLAV	1136	3060	1136	3060	
519 INDIA			1515	2702	
559 JAPAN			2296	3422	
990 U STATES	39047	71109	585300	987815	
	51114	87907	645390	1069333	
COTTON YARNS SINGLES N O P					
	LB				3011**
1 U KINGDOM			47913	39837	

* From April 1, 1960

** Discontinued after March 31, 1960

IMPORTS INTO CANADA FOR CONSUMPTION

Commodities and Countries from which Imported	MONTH OF NOVEMBER 1960		ELEVEN MONTHS ENDED NOVEMBER 1960		Class Number
	Quantities	Values (\$)	Quantities	Values (\$)	
527 PAKISTAN			10000	3560	
990 U STATES			143215	127676	
YARNS SINGLES FOR KNIT GOODS			201128	171073	
LB					3012**
1 U KINGDOM			860	855	
44 BELG LUX			960	429	
54 FRANCE			288774	162959	
55 GERMANY W			1118	746	
67 ITALY			12904	10076	
73 NETHRLNDS			23071	14134	
78 PORTUGAL			966	516	
355 ISRAEL			8936	4625	
385 UAR EGYPT			2205	947	
990 U STATES			205697	161486	
COTTON YARNS N O P			545491	356773	
LB					3013**
1 U KINGDOM			77971	44735	
67 ITALY			3972	2648	
990 U STATES			353507	259571	
CROCHET KNITTING COTTON N O P			435450	306954	
LB					3014
1 U KINGDOM	412	3286	15841	48091	
54 FRANCE	202	1126	12879	59100	
73 NETHRLNDS	298	296	553	554	
86 SWITZRLND			1388	2013	
990 U STATES	17350	24036	92019	141873	
CORDS AND TWINE COTTON N O P	18262	28744	122680	251631	
LB					3015
1 U KINGDOM	24738	10975	130292	60667	
990 U STATES	27430	26532	258109	256008	
COT YARNS NOP INCL TINSEL THRD	52168	37507	388401	316675	
LB					3016*
1 U KINGDOM			273	725	
990 U STATES	2345	3886	32792	49784	
COTTON YARNS TINSEL THREAD	2345	3886	33065	50509	
LB					3017**
990 U STATES			7053	17689	
MERCERIZED YARNS 40 AND FINER			7053	17689	
LB					3018**
1 U KINGDOM			36782	69122	
990 U STATES			8025	12597	
COTTON YARNS HANKS FOR THREAD			44807	81719	
LB					3019**
1 U KINGDOM			249400	311189	
86 SWITZRLND			1344	1663	
990 U STATES			148372	207990	
COTTON YARN 2 PLY 80 AND FINER			399116	520842	
LB					3020**
1 U KINGDOM			1463	7174	
COTTON YARN SINGLES FOR THREAD			1463	7174	
LB					3021**
1 U KINGDOM			194219	198090	
990 U STATES			59292	66092	
COTTON YARN TO BE MERCERIZED			253511	264182	
LB					3022**
1 U KINGDOM			3846	7074	
990 U STATES			6832	8994	
COTTON YARNS SINGLES 20 TO 40			10678	16068	
LB					3023**
1 U KINGDOM			108200	92390	
990 U STATES			10346	9572	
COLOURED COT FAB NOP OVER 80 C			118546	101962	
LB					3026
1 U KINGDOM	30638	77516	445667	938824	
43 AUSTRIA	995	1830	43732	116927	
44 BELG LUX	22926	23169	281442	304222	
49 DENMARK	2068	4050	14782	32733	
53 FINLAND			462	819	
54 FRANCE	13832	32692	50870	108935	
55 GERMANY W	88782	146133	629974	1029797	
67 ITALY	4159	9418	63551	155489	
73 NETHRLNDS	117910	163396	879052	1217657	
78 PORTUGAL	45428	41801	205828	257697	
82 SPAIN	19000	26135	43188	50292	
85 SWEDEN	795	2061	11663	26050	
86 SWITZRLND	3703	17643	74033	262971	
246 CZECHO S	25853	26125	335332	347816	
277 POLAND			45147	59734	
516 HONG KONG	3088	2980	9112	8969	
519 INDIA	40191	48660	110269	128579	
559 JAPAN	202573	285574	1835691	2328319	
578 TAIWAN			2201	2397	
752 BRAZIL			50707	52677	
867 HAITI			262	491	
874 MEXICO			50795	42619	
990 U STATES	1852729	2783375	23384990	34022610	
COLORED COT FAB NOP 50 TO 80 C	2474670	3692558	28568750	41496624	
LB					3027
1 U KINGDOM			16818	12171	
44 BELG LUX	29291	22598	260378	199254	
55 GERMANY W			18357	12383	
67 ITALY			11913	8090	
73 NETHRLNDS			16853	12493	

* From April 1, 1960

** Discontinued after March 31, 1960

IMPORTS INTO CANADA FOR CONSUMPTION

Commodities and Countries from which Imported	MONTH OF NOVEMBER 1960		ELEVEN MONTHS ENDED NOVEMBER 1960		Class Number
	Quantities	Values (\$)	Quantities	Values (\$)	
78 PORTUGAL			520	410	
82 SPAIN	4830	3354	55569	34793	
246 CZECHO S	20496	14016	165562	112826	
277 POLAND	39743	20775	118297	69094	
516 HONG KONG			860	440	
519 INDIA	103446	65130	1190078	693847	
559 JAPAN	6774	4461	222164	163230	
578 TAIWAN	27485	19856	27485	19856	
874 MEXICO			4555	3626	
990 U STATES	80015	56025	958545	681345	
	312080	206215	3067954	2023858	
COLORED COT FAB NOP UNDER 50 C	LB				3028
1 U KINGDOM	3299	1083	4507	1594	
44 BELG LUX			10162	3684	
519 INDIA	26530	12050	1198759	541020	
559 JAPAN	2000	962	6000	2920	
990 U STATES	10787	4192	56413	18408	
	42616	18287	1275841	567626	
COTTON DENIMS	LB				3029
519 INDIA	10500	8381	12456	9498	
990 U STATES	173216	122768	2238103	1569103	
	183716	131149	2250559	1578601	
HANDKERCHIEF COTTON BLEACHED	LB				3030
1 U KINGDOM			8091	13953	
559 JAPAN			2254	3362	
990 U STATES	2070	3417	4434	6802	
	2070	3417	14779	24117	
COTTON FABRIC NOT BLEACHED NOP	LB				3031
1 U KINGDOM	3606	3956	54432	52866	
43 AUSTRIA			4835	4092	
44 BELG LUX	8639	5427	102309	64247	
54 FRANCE			3397	2019	
73 NETHRLNDS	1850	2374	42836	29867	
78 PORTUGAL			4582	2222	
82 SPAIN	42723	20523	204062	96599	
246 CZECHO S	10532	8161	42205	33424	
355 ISRAEL			10300	4683	
516 HONG KONG			16998	7582	
519 INDIA	180355	90477	2737523	1200950	
527 PAKISTAN	11144	4367	227518	104287	
553 CHINA COM	16336	8803	114538	59349	
559 JAPAN	154745	99684	1957107	1237650	
752 BRAZIL			5163	5345	
990 U STATES	824633	612890	7507588	5236550	
	1254563	856662	13035393	8141732	
CANTON FLANNELS NOT COLOURED	LB				3032
1 U KINGDOM	2640	3291	22056	39020	
43 AUSTRIA	1053	3677	28474	95327	
44 BELG LUX			9957	7716	
55 GERMANY W	230	426	2451	4179	
73 NETHRLNDS			33330	37449	
78 PORTUGAL			7930	3894	
82 SPAIN	34591	18079	130447	68940	
86 SWITZRLND	814	2699	12112	41399	
246 CZECHO S	5856	3678	184220	132893	
277 POLAND	21689	13062	161552	121263	
516 HONG KONG	14993	15234	18912	18714	
519 INDIA	81290	58671	493578	335287	
559 JAPAN	134921	135252	1118171	1110495	
990 U STATES	48697	69733	562997	732820	
	346774	323802	2786187	2749396	
TOWELLING IN THE WEB	LB				3033
1 U KINGDOM	61	113	303	385	
44 BELG LUX			626	879	
246 CZECHO S			78004	52199	
516 HONG KONG			2715	1743	
519 INDIA			19777	13070	
990 U STATES	1411	1468	27881	27272	
	1472	1581	129306	95548	
VOILES SCRIMS NOT COLOURED	LB				3034
1 U KINGDOM	726	1987	3807	8711	
43 AUSTRIA	133	455	2576	9398	
54 FRANCE			139	497	
55 GERMANY W	737	2485	737	2485	
67 ITALY			406	1061	
73 NETHRLNDS	3086	2228	24789	17842	
86 SWITZRLND	299	1181	16132	69935	
246 CZECHO S			17411	13330	
277 POLAND			9963	13890	
519 INDIA	4428	3420	40224	26903	
559 JAPAN	18187	27347	43152	57936	
990 U STATES	51717	65378	403397	467388	
	79313	104481	562733	689376	
COTTON FABRICS BLEACHED N O P	LB				3035
1 U KINGDOM	5153	7943	67869	144681	
43 AUSTRIA	545	1177	10881	31579	
44 BELG LUX			9557	7540	
55 GERMANY W	370	512	16968	21946	
73 NETHRLNDS	6304	6558	49704	56905	
86 SWITZRLND	526	1844	6862	24839	
246 CZECHO S			1881	1532	
277 POLAND			9978	6926	
519 INDIA			18147	10962	
559 JAPAN			3047	4215	
990 U STATES	28104	38773	527040	565408	
	41002	56807	721934	876533	

IMPORTS INTO CANADA FOR CONSUMPTION

Commodities and Countries from which Imported	MONTH OF NOVEMBER 1960		ELEVEN MONTHS ENDED NOVEMBER 1960		Class Number
	Quantities	Values (\$)	Quantities	Values (\$)	
COTTON CHEESE CLOTH AND GAUZE	LB				3036
1 U KINGDOM	68	63	23840	22312	
519 INDIA			7175	4401	
527 PAKISTAN			1620	878	
990 U STATES			2645171	2367896	
	259206	218723	2677806	2395487	
POPLIN BLEACHED NOT COLOURED	LB				3037
1 U KINGDOM			8236	19906	
43 AUSTRIA			266	1596	
55 GERMANY W			1720	2827	
73 NETHRLNDS			1166	1975	
82 SPAIN	586	801	586	801	
86 SWITZRLND	90	223	1422	3690	
277 POLAND	2196	2313	2196	2313	
559 JAPAN	47297	51504	354967	381364	
990 U STATES	7655	9482	152199	183034	
	57824	64323	522758	597506	
COTTON FABRICS COUNT 100	LB				3039
1 U KINGDOM	26298	93591	409511	1342393	
559 JAPAN			2265	2366	
990 U STATES	2466	3975	20356	36961	
	28764	97566	432132	1381720	
COTTON FABRIC FOR TYPE RIBBON	LB				3041
1 U KINGDOM	15714	54341	91616	325167	
43 AUSTRIA	1819	6917	6360	22657	
73 NETHRLNDS	1369	4766	7955	25688	
990 U STATES	50	597	3685	34448	
	18952	66621	109616	407960	
COTTON FABRICS WITH CUT PILE	LB				3043
1 U KINGDOM	20914	16473	230804	244889	
44 BELG LUX			679	1344	
54 FRANCE	1990	4962	20626	26014	
55 GERMANY W	17795	36236	242530	443552	
67 ITALY	497	1071	7399	17903	
73 NETHRLNDS	14157	20507	170357	235700	
82 SPAIN	7276	5239	55276	43669	
86 SWITZRLND			111	501	
246 CZECHO S	7383	5818	70945	54192	
277 POLAND			426	333	
516 HONG KONG			1322	1885	
559 JAPAN	119467	126776	1362546	1594630	
990 U STATES	129891	152659	1018580	1408111	
	319370	369741	3181601	4072723	
COTTON FABRIC KNITTED	LB				3045
1 U KINGDOM	20288	28428	231488	238387	
86 SWITZRLND			152	380	
559 JAPAN			573	518	
990 U STATES	75361	130004	750812	1187017	
	95649	158432	983025	1426302	
COTTON GABARDINES	LB				3047
1 U KINGDOM	2825	10879	19245	70857	
44 BELG LUX			757	1520	
55 GERMANY W			938	2339	
990 U STATES	5027	6140	15816	20121	
	7852	17019	36756	94837	
COTTON FABRICS FOR BOOK COVERS	LB				3050
1 U KINGDOM	739	593	34744	35515	
246 CZECHO S			309	191	
990 U STATES	210	250	52591	61887	
	949	843	87644	97593	
LACE NOT COLOURED FOR CLOTHING	LB				3051
1 U KINGDOM	1209	3116	5782	16660	
43 AUSTRIA	14311	61290	164365	658066	
54 FRANCE	860	6480	6373	38526	
55 GERMANY W	195	868	1709	7386	
67 ITALY			104	711	
73 NETHRLNDS			527	2115	
82 SPAIN			580	1725	
86 SWITZRLND	1693	9941	64737	286553	
246 CZECHO S			22	206	
559 JAPAN	2251	2685	10724	15431	
990 U STATES	2581	14809	22654	142191	
	23100	92189	277577	1169570	
LACE COLOURED FOR CLOTHING	LB				3052
1 U KINGDOM	311	680	3453	8422	
43 AUSTRIA	902	3818	6716	25901	
44 BELG LUX			61	215	
54 FRANCE	77	735	1436	8202	
55 GERMANY W			641	3127	
67 ITALY			304	1632	
82 SPAIN			503	1344	
86 SWITZRLND	245	2108	7006	45772	
559 JAPAN			800	1089	
990 U STATES	1711	8086	18293	95170	
	3246	15427	39213	190874	
EMBROIDERIES COTTON N O P	LB				3053
1 U KINGDOM	23	367	2563	7191	
43 AUSTRIA	20	111	1743	10310	
44 BELG LUX			1148	2454	
54 FRANCE	18	123	303	1971	
55 GERMANY W			1174	1926	
67 ITALY			67	1335	
73 NETHRLNDS	44	57	234	829	
86 SWITZRLND	365	2640	5617	47597	
553 CHINA COM			825	1899	
990 U STATES	464	2382	6085	22819	
	934	5680	19759	98331	

IMPORTS INTO CANADA FOR CONSUMPTION

Commodities and Countries from which Imported	MONTH OF NOVEMBER 1960		ELEVEN MONTHS ENDED NOVEMBER 1960		Class Number
	Quantities	Values (\$)	Quantities	Values (\$)	
LACE BOBBINET NETS COTTON NOP	LB				3054
1 U KINGDOM	951	2206	21707	45888	
43 AUSTRIA	199	1435	973	6988	
44 BELG LUX			48	191	
54 FRANCE	573	978	1517	7556	
55 GERMANY W	56	242	458	1211	
73 NETHRLNDS	276	1185	497	1757	
86 SWITZRLND			366	4113	
246 CZECHO S	179	307	831	2223	
516 HONG KONG			451	2066	
519 INDIA	177	882	918	4773	
553 CHINA COM			901	4327	
559 JAPAN			635	387	
990 U STATES	1084	2029	14980	37443	
	3495	9264	44282	118923	
WHITE COTTON BOBBINET PLAIN	YD				3055
1 U KINGDOM	1334	558	40550	12959	
	1334	558	40550	12959	
STOCKINGS COTTON WOMENS CHILDS	DZ PR				3062
1 U KINGDOM	1464	5613	42597	131684	
54 FRANCE	25	129	121	1259	
55 GERMANY W			64	274	
73 NETHRLNDS			74	154	
82 SPAIN	1494	4286	10399	27011	
86 SWITZRLND			79	1140	
990 U STATES	2668	7867	46580	121206	
	5651	17895	99914	282728	
STOCKINGS COTTON MENS BOYS	DZ PR				3063
1 U KINGDOM	946	4105	7591	27098	
54 FRANCE			174	2184	
67 ITALY			44	425	
73 NETHRLNDS			323	832	
82 SPAIN			806	1155	
86 SWITZRLND			88	1004	
246 CZECHO S			1046	1421	
990 U STATES	5801	22097	75134	253797	
	6747	26202	85206	287916	
GLOVES COTTON	DZ PR				3064
1 U KINGDOM	178	1370	7642	61342	
19 MALTA	256	2531	2351	15357	
54 FRANCE	90	1582	2755	32546	
55 GERMANY W	384	3256	13148	98049	
67 ITALY	248	1759	2699	16926	
73 NETHRLNDS			120	308	
86 SWITZRLND			47	458	
246 CZECHO S	32	116	7445	24553	
516 HONG KONG	1537	7702	48908	121773	
553 CHINA COM			2383	3087	
559 JAPAN	4683	6781	76222	157912	
990 U STATES	2944	11471	40154	143092	
	10352	36568	203874	675403	
SHIRTS COTTON NOT KNITTED	LB				3066
1 U KINGDOM	601	3378	9102	45803	
43 AUSTRIA			285	1023	
44 BELG LUX			201	489	
54 FRANCE	543	1681	1538	4898	
55 GERMANY W	1420	3918	1954	7073	
67 ITALY	497	609	4306	19823	
73 NETHRLNDS			89	248	
85 SWEDEN	178	579	178	579	
86 SWITZRLND	475	3011	1766	11096	
277 POLAND	23622	13468	116089	76891	
516 HONG KONG	79344	77365	731694	737937	
519 INDIA	206	225	430	639	
553 CHINA COM	556	348	65006	62576	
559 JAPAN	132492	138241	1616191	1774230	
578 TAIWAN	8223	8875	97414	88038	
824 JAMAICA	31577	30523	75542	86542	
874 MEXICO			352	1900	
990 U STATES	14531	43177	309701	780647	
	294265	325398	3031838	3700432	
UNDERWEAR COTTON KNITTED	LB				3067
1 U KINGDOM	19766	41688	159019	341170	
54 FRANCE	40	85	716	2145	
55 GERMANY W	370	554	610	1226	
73 NETHRLNDS	4978	8530	25030	42627	
76 NORWAY	1580	3644	3874	8670	
82 SPAIN			5055	4281	
86 SWITZRLND			80	535	
516 HONG KONG	2812	1469	14357	16185	
559 JAPAN			3899	3956	
990 U STATES	10140	18969	60720	131445	
	39686	74939	273360	552240	
COTTON CLOTHING N O P WOVEN	LB				3068
1 U KINGDOM	4974	18567	45917	185448	
43 AUSTRIA	1075	2986	5006	22918	
44 BELG LUX	749	1708	4662	11323	
49 DENMARK	139	401	514	1860	
54 FRANCE	564	5037	6822	41288	
55 GERMANY W	1152	6100	27866	100576	
59 GREECE			173	481	
64 IRELAND			12	54	
67 ITALY	763	5988	12263	71980	
73 NETHRLNDS	1885	3057	6462	13699	
76 NORWAY	175	684	175	684	
78 PORTUGAL			378	1245	

IMPORTS INTO CANADA FOR CONSUMPTION

Commodities and Countries from which Imported	MONTH OF NOVEMBER 1960		ELEVEN MONTHS ENDED NOVEMBER 1960		Class Number
	Quantities	Values (\$)	Quantities	Values (\$)	
82 SPAIN	340	446	7511	12960	
85 SWEDEN	335	2100	4769	30844	
86 SWITZRLND	1105	6510	11328	76691	
246 CZECHO S			1479	2154	
262 HUNGARY			249	526	
279 ROUMANIA			19	96	
355 ISRAEL	132	689	6914	28308	
516 HONG KONG	149452	166062	3328102	3747725	
519 INDIA			2025	3086	
527 PAKISTAN			15	192	
553 CHINA COM			3621	5216	
559 JAPAN	107198	119173	2904536	3579829	
567 PHIL			3230	7009	
578 TAIWAN	40763	40913	362347	331546	
614 AUSTRALIA			47	52	
774 PERU			11	159	
815 BERMUDA			79	802	
864 GUATEMALA			141	378	
874 MEXICO	85	213	758	2301	
990 U STATES	72400	163670	843775	1941145	
	383286	544304	7591206	10222575	
DRESSES WVN COTT WOMENS CHLDNS	NO				3069
1 U KINGDOM	12	137	1751	16064	
43 AUSTRIA			24	295	
44 BELG LUX			86	1031	
54 FRANCE	161	2407	6410	56341	
55 GERMANY W	9	115	163	1888	
67 ITALY	845	3621	4173	27880	
82 SPAIN			363	493	
85 SWEDEN	11	110	733	5074	
86 SWITZRLND	9	51	1133	9423	
516 HONG KONG	60	185	4923	5583	
559 JAPAN	950	917	9254	11311	
578 TAIWAN	13840	9783	21051	16517	
668 U S OCEA			37440	21147	
990 U STATES	15456	55945	243042	945980	
	31353	73271	330546	1119027	
SMOCKS OVRALLS WVN COTT MENS	LB				3070
1 U KINGDOM			60	192	
73 NETHRLNDS	383	470	1269	1428	
277 POLAND	43822	25226	71521	40670	
516 HONG KONG	3900	3005	92536	85651	
553 CHINA COM			113373	82953	
559 JAPAN	9455	9240	54382	49907	
990 U STATES	10140	18329	233403	396216	
	67700	56270	566544	657017	
RAINCOATS WATERPROOFED COTT	NO				3071
1 U KINGDOM	435	4874	15381	148943	
43 AUSTRIA			63	712	
44 BELG LUX			897	8094	
49 DENMARK			109	2107	
54 FRANCE	110	1303	378	3527	
55 GERMANY W	310	4285	1834	24137	
67 ITALY	54	1009	246	4913	
76 NORWAY			678	3189	
85 SWEDEN			171	1980	
86 SWITZRLND	8	147	1576	11951	
355 ISRAEL			7	60	
516 HONG KONG	200	1129	11995	49294	
559 JAPAN	2190	5116	122037	313595	
990 U STATES	612	2749	11523	61790	
	3919	20612	166895	634292	
CLTHG NOP COTT KNIT INFTS CHLD	LB				3072
1 U KINGDOM	1906	5388	48858	134406	
44 BELG LUX	280	1016	4105	12808	
54 FRANCE			399	830	
55 GERMANY W	655	2500	7820	31517	
73 NETHRLNDS	1082	4539	11495	38236	
516 HONG KONG			52144	56367	
559 JAPAN	2591	3346	193867	235267	
990 U STATES	1912	5914	63706	164683	
	8426	22703	382394	674114	
CLTHG NOP COTT KNIT WOMNS GRLS	LB				3073
1 U KINGDOM	908	2509	25100	63119	
43 AUSTRIA			434	2216	
44 BELG LUX			1225	4102	
54 FRANCE	694	2764	2626	12317	
55 GERMANY W	12	116	2103	6366	
67 ITALY	284	1251	7593	41686	
73 NETHRLNDS			1243	4176	
85 SWEDEN			283	2566	
86 SWITZRLND	136	675	1376	7733	
516 HONG KONG	116	382	4369	4432	
559 JAPAN	1201	1235	12879	15851	
990 U STATES	3688	14233	54985	207133	
	7039	23165	114216	371697	
CLTHG NOP COTT KNIT MENS BOYS	LB				3074
1 U KINGDOM	1468	2425	72265	170080	
43 AUSTRIA			1072	4425	
44 BELG LUX	72	161	422	1301	
54 FRANCE	665	917	2677	6942	
55 GERMANY W	604	835	3161	7314	
64 IRELAND			2215	3891	
67 ITALY			2259	12501	
73 NETHRLNDS			1102	1746	
76 NORWAY			81	183	

IMPORTS INTO CANADA FOR CONSUMPTION

Commodities and Countries from which Imported	MONTH OF NOVEMBER 1960		ELEVEN MONTHS ENDED NOVEMBER 1960		Class Number
	Quantities	Values (\$)	Quantities	Values (\$)	
82 SPAIN			27283	13375	
86 SWITZRLND	32	304	2040	10046	
385 UAR EGYPT			1097	766	
516 HONG KONG	6254	5713	65017	68699	
519 INDIA			12763	14051	
527 PAKISTAN			38205	31525	
559 JAPAN	6152	6275	508369	549863	
990 U STATES	2997	9139	73374	203346	
BAGS COTTON	18244	25769	813402	1100054	
990 U STATES	LB 17903	12208	70411	67514	3082
BELTING OF COTTON	17903	12208	70411	67514	
1 U KINGDOM	LB 9281	9842	62378	65421	3083
55 GERMANY W			1085	1971	
990 U STATES	8770	18863	129475	280642	
BLANKETS OF COTTON	18051	28705	192938	348034	
1 U KINGDOM	LB 2870	4191	80369	83158	3084
44 BELG LUX	125015	110750	800690	663512	
54 FRANCE			264	193	
55 GERMANY W	3039	1760	83354	37224	
73 NETHRLNDS	1293	951	40496	15417	
78 PORTUGAL			1554	884	
246 CZECHO S	2163	1237	16086	9962	
277 POLAND	2802	1309	2802	1309	
559 JAPAN			19555	11419	
990 U STATES	2655	2548	98107	105912	
BRAIDED WICK FOR CANDLES	146837	129746	1143277	928990	
1 U KINGDOM		208		537	3086
55 GERMANY W		92		560	
82 SPAIN		1202		1202	
559 JAPAN				478	
990 U STATES		6127		30756	
CURTAINS COTTON N O P		7699		33533	
1 U KINGDOM	LB 20	50	2235	5310	3087
55 GERMANY W			231	555	
73 NETHRLNDS	220	232	336	530	
85 SWEDEN			1172	3157	
86 SWITZRLND			414	2447	
990 U STATES	5526	7331	73629	140327	
TABLE AND TRAY CLOTHS COTTON	5766	7613	78017	152326	
1 U KINGDOM	LB 17586	36262	116120	246165	3088
43 AUSTRIA	41	158	163	728	
44 BELG LUX			1426	2622	
49 DENMARK			252	597	
54 FRANCE	192	636	908	4162	
55 GERMANY W	156	250	6150	12818	
67 ITALY			525	966	
73 NETHRLNDS	4398	8205	20335	37307	
78 PORTUGAL			645	2276	
82 SPAIN	277	467	6672	11050	
86 SWITZRLND	74	718	1518	13484	
246 CZECHO S	277	190	1385	950	
516 HONG KONG	6427	13656	33067	82369	
519 INDIA			386	803	
527 PAKISTAN			250	3438	
553 CHINA COM	7852	14343	95456	98875	
559 JAPAN	460	502	42031	32442	
864 GUATEMALA			94	292	
990 U STATES	11933	18329	101912	162217	
HANDKERCHIEFS COTTON	49673	93716	429295	713561	
1 U KINGDOM	LB 10568	31279	117362	329236	3091
43 AUSTRIA	143	1640	10566	22252	
54 FRANCE	25	325	184	1762	
55 GERMANY W	32	167	2192	10571	
67 ITALY			28	530	
73 NETHRLNDS	125	261	725	1685	
82 SPAIN	154	820	354	1700	
86 SWITZRLND	1974	17496	22714	194874	
246 CZECHO S	1307	3113	11643	22862	
277 POLAND			253	598	
516 HONG KONG	104	740	3394	6865	
559 JAPAN	16713	20476	211750	243662	
990 U STATES	4184	11201	30761	82301	
LADDER TAPES FOR BLINDS	35329	87518	411926	918898	
1 U KINGDOM	LB 724	1355	2718	5045	3092
990 U STATES			7527	8581	
QUILTS COUNTERPANES COTTON	724	1355	10245	13626	
1 U KINGDOM	LB 20	52	14295	18219	3094
44 BELG LUX	2799	2208	5440	4864	
55 GERMANY W	70	168	184	384	
67 ITALY	269	222	3437	2351	
73 NETHRLNDS	522	258	9649	8825	
516 HONG KONG			2465	1968	
519 INDIA	5355	4478	16546	14723	
553 CHINA COM			145	316	
559 JAPAN			24693	11966	
990 U STATES	69302	96032	889397	1106888	
	78337	103418	966251	1170504	

IMPORTS INTO CANADA FOR CONSUMPTION

Commodities and Countries from which Imported		MONTH OF NOVEMBER 1960		ELEVEN MONTHS ENDED NOVEMBER 1960		Class Number
		Quantities	Values (\$)	Quantities	Values (\$)	
SHEETS COTTON		LB				3095
1	U KINGDOM	927	1732	6117	9730	
44	BELG LUX	3330	3248	44244	36099	
55	GERMANY W	20	101	921	1348	
73	NETHRLNDS	5550	5932	75605	47829	
78	PORTUGAL			1656	3829	
82	SPAIN			19757	12871	
277	POLAND	7465	5236	69402	57087	
516	HONG KONG			232	509	
519	INDIA			1508	862	
553	CHINA COM			2979	2914	
559	JAPAN	6795	5941	181428	129170	
990	U STATES	124545	175996	910632	1166620	
		148632	198186	1314481	1468868	
TOWELS COTTON		LB				3096
1	U KINGDOM	843	1505	12035	14075	
44	BELG LUX	3181	3893	5508	7557	
54	FRANCE			1576	2017	
55	GERMANY W	44	53	118	193	
67	ITALY			1870	2046	
73	NETHRLNDS	308	368	24084	31717	
82	SPAIN	63	83	1508	1571	
246	CZECHO S	5357	4212	63922	45473	
516	HONG KONG	2177	1524	114059	83990	
519	INDIA	13468	8019	105430	66054	
553	CHINA COM	1896	1001	82077	44734	
559	JAPAN	11539	8492	112431	83285	
990	U STATES	160233	189699	2005898	2264518	
		199109	218849	2530516	2647230	
COTTON MANUFACTURES N O P		LB				3097
1	U KINGDOM	5881	13918	72930	129508	
43	AUSTRIA	96	223	354	1388	
44	BELG LUX	569	637	24709	27846	
49	DNENMARK	35	462	1124	4685	
54	FRANCE	358	1451	3528	12794	
55	GERMANY W	6661	5693	39741	39556	
67	ITALY	2368	1159	68240	23459	
73	NETHRLNDS	2629	3660	24485	30292	
76	NORWAY			60	130	
78	PORTUGAL			389	814	
82	SPAIN	275	776	518	1600	
86	SWITZRLNO	97	663	1704	10396	
246	CZECHO S	48	61	1836	1546	
258	GERMANY E	114	194	170	301	
516	HONG KONG	271	557	6773	8299	
519	INDIA	708	710	4065	3403	
527	PAKISTAN			1284	1094	
553	CHINA COM			1712	2680	
559	JAPAN	52200	35601	468410	357589	
824	JAMAICA			248	470	
990	U STATES	143919	180694	1434347	1900524	
		216229	246459	2156627	2558374	
WASH CLOTHS BATH MATS COTTON		LB				3098
1	U KINGDOM	43	69	1278	2103	
44	BELG LUX	129	187	22893	11260	
55	GERMANY W			240	343	
73	NETHRLNDS			852	1153	
246	CZECHO S	2463	1911	5666	4256	
516	HONG KONG	2074	1952	41557	25453	
553	CHINA COM			10011	6798	
559	JAPAN			51248	34709	
990	U STATES	39108	53942	473399	591407	
		43817	58061	607144	677482	
PILLOW CASES COTTON		LB				3100
1	U KINGDOM	4602	8287	26796	41864	
44	BELG LUX			325	272	
55	GERMANY W	40	163	414	838	
73	NETHRLNDS	528	458	670	592	
78	PORTUGAL	44	149	1135	3877	
86	SWITZRLNO			41	306	
277	POLAND	4508	3510	26931	20828	
484	SPAN AFR			86	116	
516	HONG KONG	10957	16159	68604	86070	
553	CHINA COM	39880	39163	240980	256115	
559	JAPAN	25897	24419	320021	279982	
990	U STATES	14628	21623	146834	199790	
		101084	113931	832837	890650	
FLAX FIBRE AND TOW		CWT				3111
44	BELG LUX			7149	44356	
73	NETHRLNDS			336	8619	
990	U STATES			6	57	
				7491	53032	
HEMP DRESSED OR UNDRESSED		CWT				3112
288	YUGO SLAV			662	13221	
				662	13221	
JUTE AND JUTE BUTTS		CWT				3113
519	INDIA			2000	21831	
527	PAKISTAN	2968	23650	9568	107576	
990	U STATES	3290	30303	3878	37136	
		6258	53953	15446	166543	
OAKUM OF FLAX HEMP OR JUTE		CWT				3114
1	U KINGDOM			248	4102	
67	ITALY			1093	8210	
73	NETHRLNDS	1519	12877	5210	45626	
76	NORWAY			108	1602	
85	SWEDEEN			55	1071	

IMPORTS INTO CANADA FOR CONSUMPTION

Commodities and Countries from which Imported	MONTH OF NOVEMBER 1960		ELEVEN MONTHS ENDED NOVEMBER 1960		Class Number
	Quantities	Values (\$)	Quantities	Values (\$)	
990 U STATES	1309	24459	10705	205210	
BATTS WADDING VEGETABLE FIBRES	2828	37336	17419	265821	3115
44 BELG LUX	LB		3263	1600	
990 U STATES			5794	2225	
YARNS JUTE SINGLES N O P			9057	3825	
1 U KINGDOM	10360	1811	306775	55795	3121
519 INDIA			59755	10567	
990 U STATES			1741	719	
YARNS VEGETABLE FIBRE SINGLES	10360	1811	368271	67081	3122
1 U KINGDOM	245	209	14997	6958	
67 ITALY			30329	10026	
990 U STATES	566	748	2777	2390	
YARNS CORDS TWINE OF JUTE NOP	811	957	48103	19374	3123
1 U KINGDDM	14288	4780	149014	37860	
990 U STATES	1644	500	10829	3726	
YARNS CORDS TWINE VEG FIB NDP	15932	5280	159843	41586	3124
1 U KINGDOM	44757	13231	405898	137558	
49 DENMARK	1122	459	6324	2357	
55 GERMANY W			1586	895	
64 IRELAND	9956	2227	11290	2876	
67 ITALY			10688	4377	
73 NETHRLNDS			56168	11397	
78 PORTUGAL			84810	13962	
355 ISRAEL	27200	5505	59819	10853	
516 HONG KONG			1676	731	
874 MEXICO	168872	26552	956596	118879	
990 U STATES	3230	2587	62446	35601	
LINEN THREAD FOR SEWING	255137	50561	1657301	339486	3125
1 U KINGDOM	17921	36907	212314	407765	
43 AUSTRIA			334	429	
54 FRANCE	409	468	2994	3540	
55 GERMANY W			300	548	
64 IRELAND			1305	645	
73 NETHRLNDS			957	654	
85 SWEDEN			402	631	
86 SWITZRLND			741	1523	
990 U STATES	137	342	2463	3963	
YARNS VEG FIBRE FOR WEAVING	18467	37717	221810	419698	3126
1 U KINGDOM	200497	69815	1172308	386918	
44 BELG LUX	224	74	224	74	
49 DENMARK			5000	3875	
54 FRANCE	2982	1196	2982	1196	
64 IRELAND	287854	64594	1450703	302502	
519 INDIA	149039	29762	452793	88287	
990 U STATES	606	616	58228	22898	
FABRICS CHIEFLY FLAX OR HEMP	641202	166057	3142238	805750	3132
1 U KINGDOM	66457	73553	423929	557732	
44 BELG LUX	1092	1222	7618	14450	
49 DENMARK	1252	1910	5148	8104	
54 FRANCE			4657	10116	
55 GERMANY W			2672	4732	
67 ITALY	310	1179	5509	19013	
85 SWEDEN			3580	7642	
86 SWITZRLND	756	2377	4018	10474	
246 CZECHO S	5100	4107	21833	16239	
990 U STATES	10181	17304	56621	129561	
FABRICS JUTE UNBLEACHED N O P	85148	101652	535585	778063	3134
1 U KINGDOM	336212	202536	1530547	744197	
43 AUSTRIA			69006	8318	
44 BELG LUX	63459	19042	974918	190978	
54 FRANCE	100231	13551	597243	85457	
55 GERMANY W	12076	11754	80147	68542	
73 NETHRLNDS	49975	14793	221706	60162	
519 INDIA	18690953	1692237	109235004	9371496	
527 PAKISTAN	650000	56239	5017500	417687	
990 U STATES	88236	29474	973922	187507	
FABRICS OF JUTE N O P	19991142	2039626	118699993	11134344	3135
1 U KINGDOM	1654	1112	56719	29765	
44 BELG LUX			22438	3602	
990 U STATES	3349	1095	35239	14528	
FABRIC JUTE 12INS WIDE OR LESS	5003	2207	114396	47895	3136
1 U KINGDOM			19595	5443	
44 BELG LUX			330	251	
519 INDIA	42451	12907	330390	68280	
990 U STATES			343	186	
FAB VEG FIB 12INS WIDE OR LESS	42451	12907	350658	74160	3137
1 U KINGDDM	18531	24783	167664	219335	
43 AUSTRIA			72	272	
54 FRANCE	194	852	1408	5200	
55 GERMANY W	32	200	3770	14621	
73 NETHRLNDS	4242	4549	9402	10284	
246 CZECHO S			199	718	
277 POLAND			1899	1155	
559 JAPAN	1104	1042	60972	68589	

IMPORTS INTO CANADA FOR CONSUMPTION

Commodities and Countries from which Imported	MONTH OF NOVEMBER 1960		ELEVEN MONTHS ENDED NOVEMBER 1960		Class Number
	Quantities	Values (\$)	Quantities	Values (\$)	
990 U STATES	21085	29080	258201	381021	
FABRICS VEGETABLE FIBRE N O P	45188	60506	503587	701195	3138
1 U KINGDOM	9581	3743	121530	53397	
44 BELG LUX			18024	8580	
54 FRANCE			2526	9995	
82 SPAIN			955	2618	
86 SWITZRLND			648	1063	
567 PHIL			2710	1250	
874 MEXICO			27293	7600	
990 U STATES	710	961	30735	30052	
TOWELLING TABLE CLOTHS IN WEB	10291	4704	204421	114555	3139
1 U KINGDOM	4532	5301	68627	85176	
44 BELG LUX			1538	2686	
54 FRANCE			44	149	
55 GERMANY W			99	161	
64 IRELAND			326	414	
67 ITALY			326	1344	
86 SWITZRLND			370	1027	
246 CZECHO S	18613	12195	67618	48852	
262 HUNGARY			1578	1136	
277 POLAND	17010	10064	75825	48109	
287 U S S R			3938	1633	
553 CHINA COM			93	246	
990 U STATES	173	453	9834	14535	
CLOTHING VEGETABLE FIBRES NOP	40328	28013	230216	205468	3162
1 U KINGDOM	891	10639	5711	42210	
43 AUSTRIA	60	271	1010	4820	
44 BELG LUX			4	95	
54 FRANCE	64	492	1409	7949	
55 GERMANY W	1246	5506	8830	41927	
64 IRELAND			216	2711	
67 ITALY	10	54	2380	5537	
73 NETHRLNDS			18	313	
85 SWEDEN	333	696	1215	5523	
86 SWITZRLND	3	158	137	1410	
287 U S S R			32	158	
516 HONG KONG	60	168	3718	6274	
559 JAPAN	3098	2070	86754	111841	
614 AUSTRALIA			80	579	
874 MEXICO			57	172	
990 U STATES	4769	12145	52452	187595	
BAGS OF HEMP LINEN JUTE SISAL	10534	32199	164023	419114	3171
1 U KINGDOM	2422	251	30360	4263	
44 BELG LUX			252575	44378	
519 INDIA	299709	48339	589603	95262	
990 U STATES	37413	13397	193434	62088	
CARPETING RUGS HEMP JUTE SISAL	339544	61987	1065972	205991	3172
1 U KINGDOM		10252		139407	
44 BELG LUX		32284		257543	
54 FRANCE				8663	
55 GERMANY W			77	11787	
64 IRELAND		11390		25950	
67 ITALY				6575	
73 NETHRLNDS		11732		145264	
246 CZECHO S		4071		50827	
415 KENYA				11698	
516 HONG KONG				385	
519 INDIA		263		2457	
559 JAPAN				10220	
867 HAITI		3923		7490	
990 U STATES		4140		32003	
QUILTS BATH MATS VEG FIBRE NOP		78132		710269	3173
1 U KINGDOM	60	95	160	363	
44 BELG LUX	40	110	587	453	
55 GERMANY W			111	193	
67 ITALY	33550	27643	268680	219058	
73 NETHRLNDS			1510	1461	
559 JAPAN	79319	39017	599109	291990	
990 U STATES	52135	62729	400396	509408	
FIRE HOSE LINEN	165104	136594	1270553	1022926	3174
1 U KINGDOM		3800		75479	
55 GERMANY W				330	
73 NETHRLNDS				959	
559 JAPAN				3459	
990 U STATES				8470	
HANDKERCHIEFS FLAX OR HEMP		3800		88697	3175
1 U KINGDOM	12480	50821	89063	380054	
43 AUSTRIA	18	195	168	2202	
54 FRANCE	20	254	133	1374	
78 PORTUGAL			103	1453	
86 SWITZRLND	30	718	852	12208	
516 HONG KONG	537	7608	5843	59149	
553 CHINA COM	79	640	325	4121	
990 U STATES			97	974	
SAILS FOR BOATS AND SHIPS	13164	60236	96584	461535	3176
1 U KINGDOM		454		58811	
49 DENMARK				1132	

IMPORTS INTO CANADA FOR CONSUMPTION

Commodities and Countries from which Imported	MONTH OF NOVEMBER 1960		ELEVEN MONTHS ENDED NOVEMBER 1960		Class Number
	Quantities	Values (\$)	Quantities	Values (\$)	
55 GERMANY W				2346	
73 NETHRLNDS				4134	
76 NORWAY				92	
559 JAPAN				488	
990 U STATES		2171		50214	
		2625		117917	
TOWELS GLASS CLOTHS CRASH HUCK	LB				3177
1 U KINGDOM	12484	15748	101180	128418	
64 IRELAND	201	381	494	777	
78 PORTUGAL	6	60	40	347	
246 CZECHO S	38802	28479	260936	197334	
277 POLAND	7809	5790	65844	47505	
516 HONG KONG	65	426	1734	10851	
990 U STATES	1117	2146	6172	14830	
	60484	53030	436400	400062	
SHEETS TABLECLOTHS TOWELS FLAX	LB				3178
1 U KINGDOM	38433	88858	320364	734218	
44 BELG LUX	87	234	2552	10123	
49 DENMARK			1431	2253	
54 FRANCE	23	65	461	2236	
55 GERMANY W			1155	1993	
64 IRELAND			692	1537	
67 ITALY	4252	5829	9257	15105	
73 NETHRLNDS			3728	4796	
78 PORTUGAL	827	5818	7558	42078	
85 SWEDEN			1914	3043	
86 SWITZRLND			1571	4133	
246 CZECHO S	5084	4900	47495	40831	
277 POLAND	1211	929	11621	7790	
484 SPAN AFR			437	2027	
516 HONG KONG	1051	5192	22899	108496	
553 CHINA COM	3327	8043	28157	75527	
559 JAPAN	18220	10696	166957	110315	
990 U STATES	4835	7360	47621	73303	
	77350	137924	675870	1239804	
JUTE MANUFACTURES N O P	LB				3179
1 U KINGDOM	5072	4244	16914	18231	
73 NETHRLNDS			3331	1399	
990 U STATES	786	371	39749	18802	
	5858	4615	59994	38432	
VEGETABLE FIBRE MFRS N O P	LB				3180
1 U KINGDOM	28418	28671	280088	240176	
43 AUSTRIA			237	668	
44 BELG LUX	780	1572	9473	11644	
49 DENMARK	32	133	272	734	
53 FINLAND			4917	1291	
54 FRANCE	168	302	31465	37818	
55 GERMANY W	3609	3547	20407	34819	
67 ITALY	19032	12060	99875	65827	
73 NETHRLNDS	4777	3812	25460	25393	
76 NORWAY	90	426	2701	3792	
78 PORTUGAL			531	2279	
85 SWEDEN	675	988	3179	3639	
86 SWITZRLND	100	232	2049	4636	
246 CZECHO S	586	423	2363	2044	
258 GERMANY E	17	68	93	286	
516 HONG KONG	552	922	4927	5432	
519 INDIA			76	141	
527 PAKISTAN			3208	2507	
553 CHINA COM			598	1477	
559 JAPAN	68452	59288	551866	446736	
752 BRAZIL			617	1098	
874 MEXICO			40	68	
990 U STATES	158216	186389	2023680	2306539	
	285504	298833	3068122	3199044	
RAW SILK AND COCOONS	LB				3201
990 U STATES	3990	17976	34591	154288	
	3990	17976	34591	154288	
GARNETTED SILK WASTES	LB				3202
990 U STATES			2520	2139	
			2520	2139	
THREADS CORDS OR TWIST SILK	LB				3213
1 U KINGDOM	48	532	250	2933	
990 U STATES	123	1768	2562	21148	
	171	2300	2812	24081	
YARNS SILK	LB				3216
67 ITALY			45	421	
559 JAPAN			1060	1584	
990 U STATES	91	881	1328	9446	
	91	881	2433	11451	
FABRICS SILK N O P	YD				3224
1 U KINGDOM	2164	5667	45310	88571	
44 BELG LUX			546	1137	
54 FRANCE	3138	6312	59515	103134	
55 GERMANY W	1030	2163	25019	39341	
67 ITALY	4799	12559	81961	206880	
82 SPAIN			30	90	
86 SWITZRLND	6350	15206	102629	196661	
277 POLAND			323	927	
516 HONG KONG	14336	8169	78349	48027	
519 INDIA	6321	14554	18404	40055	
553 CHINA COM	389	195	13855	6425	
559 JAPAN	267536	170232	3084466	1747303	
583 THAILAND			2241	4494	
990 U STATES	91537	137669	1187169	1432627	
	397600	372726	4699817	3915672	

IMPORTS INTO CANADA FOR CONSUMPTION

Commodities and Countries from which Imported	MONTH OF NOVEMBER 1960		ELEVEN MONTHS ENDED NOVEMBER 1960		Class Number
	Quantities	Values (\$)	Quantities	Values (\$)	
RIBBONS SILK UNDER 12 INCHES	LB				3228
1 U KINGDOM			54	784	
54 FRANCE			26	383	
559 JAPAN			976	9468	
990 U STATES	28	486	3465	56212	
	28	486	4521	67547	
FABRICS SILK FOR NECKWEAR	YD				3229
1 U KINGDOM	1910	3398	23511	31958	
43 AUSTRIA	4007	5522	29634	38623	
44 BELG LUX			747	744	
54 FRANCE	8383	8338	56728	58151	
55 GERMANY W	34962	42786	324252	326804	
67 ITALY	8060	14254	68768	112308	
86 SWITZRLND	13646	23560	117464	201699	
559 JAPAN	11521	8128	128378	107467	
828 TRINIDAD	1589	614	6429	5984	
990 U STATES	110590	126925	927426	1122681	
	194668	233525	1683337	2006419	
UMBRELLA COVERING FABRICS	YD				3230
1 U KINGDOM			656	646	
54 FRANCE	995	300	39699	10135	
55 GERMANY W	2207	924	183624	44666	
67 ITALY	574	144	7063	4289	
990 U STATES	37733	15352	243109	107835	
	41509	16720	474151	167571	
FABRICS PILE SILK OR SYNTHETIC	YD				3232
1 U KINGDOM			637	2938	
43 AUSTRIA			1561	1066	
44 BELG LUX			492	2623	
54 FRANCE	6596	6605	81240	82794	
55 GERMANY W	3526	5997	42395	79305	
67 ITALY	230	579	1688	4823	
86 SWITZRLND			950	1484	
277 POLAND			3002	2311	
559 JAPAN			5823	4080	
990 U STATES	34017	79496	453468	1145532	
	44369	92677	591256	1326956	
SOCKS AND STOCKINGS SILK	DZ PR				3244
1 U KINGDOM	75	2465	340	10351	
67 ITALY			20	423	
277 POLAND			200	1113	
990 U STATES	219	13652	2105	115404	
	294	16117	2665	127291	
CLOTHING SILK N O P	OZ				3246
1 U KINGDOM	13457	15847	74764	110853	
43 AUSTRIA	1090	1384	8828	9569	
54 FRANCE	658	1259	11024	17895	
55 GERMANY W	752	216	4224	4091	
64 IRELAND			89	117	
67 ITALY	17622	19749	103708	113403	
86 SWITZRLND	2307	1960	25578	27448	
516 HONG KONG	176	84	12622	4845	
519 INDIA			1076	282	
553 CHINA COM	168	117	1817	799	
559 JAPAN	688	261	101878	22406	
990 U STATES	16130	12585	73185	65451	
	53048	53462	418793	377159	
DRESSES SILK WOMENS CHILDRENS	NO				3247
1 U KINGDOM	9	697	575	25403	
44 BELG LUX			143	5258	
54 FRANCE	23	866	1102	82177	
55 GERMANY W			49	1875	
59 GREECE			1	50	
67 ITALY	118	3476	1900	45711	
73 NETHRLNDS			9	279	
85 SWEDEN			37	2249	
86 SWITZRLND	17	993	701	47175	
516 HONG KONG	288	2985	1240	13938	
559 JAPAN			3	334	
990 U STATES	2082	58368	23024	623391	
	2537	67385	28784	847840	
CLOTHING SILK WOMENS CHILDRENS	OZ				3248
1 U KINGDOM	1399	3990	37070	77300	
43 AUSTRIA			4203	6834	
44 BELG LUX	704	550	4550	1651	
54 FRANCE	7348	7110	51192	73423	
55 GERMANY W	368	413	4808	6224	
67 ITALY	20878	19684	113488	128239	
82 SPAIN	148	226	1164	721	
85 SWEDEN			437	614	
86 SWITZRLND	437	1176	30189	44970	
516 HONG KONG	21596	5376	122871	46307	
519 INDIA	917	620	4610	4225	
553 CHINA COM			24918	11011	
559 JAPAN	35084	10848	1063342	344251	
990 U STATES	11524	10519	95129	85734	
	100403	60512	1557971	831504	
HANDKERCHIEFS SILK	OZ				3251
1 U KINGDOM	328	670	1667	1837	
67 ITALY	412	883	912	1408	
86 SWITZRLND			348	617	
559 JAPAN			16560	5504	
990 U STATES	30	63	3910	2850	
	770	1616	23397	12216	
SILK MANUFACTURES N O P	OZ				3252
1 U KINGDOM	118	98	6917	6529	

IMPORTS INTO CANADA FOR CONSUMPTION

Commodities and Countries from which Imported	MONTH OF NOVEMBER 1960		ELEVEN MONTHS ENDED NOVEMBER 1960		Class Number
	Quantities	Values (\$)	Quantities	Values (\$)	
54 FRANCE			1760	1449	
55 GERMANY W			906	405	
67 ITALY	427	265	3466	2558	
86 SWITZRLND			2151	2119	
516 HONG KONG	400	176	1450	696	
559 JAPAN			39062	6970	
990 U STATES	6205	2378	65894	27910	
WOOL IN THE GREASE	7150	2917	121606	48636	
1 U KINGDOM	93646	60979	726119	479281	3261
64 IRELAND	36006	20926	109597	67466	
427 UN SO AFR			36969	23504	
519 INDIA			61226	41038	
527 PAKISTAN			32632	18427	
614 AUSTRALIA			1222051	505315	
622 NEW ZEAL	14420	7595	2743032	1627431	
744 ARGENTINA			154539	87463	
782 URUGUAY			2002	1829	
990 U STATES	130698	99944	1428960	959664	
WOOL WASHED OR SCOURED	274770	189444	6517127	3811418	
1 U KINGDOM	107135	91063	914127	762944	3262
44 BELG LUX			9009	7788	
54 FRANCE			9956	7439	
55 GERMANY W	10086	5338	10086	5338	
64 IRELAND	5197	3512	81419	56956	
73 NETHRLNDS			25064	18963	
382 TURKEY			22046	16314	
427 UN SO AFR	26132	18188	501910	313901	
614 AUSTRALIA	238833	159105	5462884	3691306	
622 NEW ZEAL	13048	9517	878275	613232	
744 ARGENTINA	502	600	489016	366712	
774 PERU			1143	2434	
782 URUGUAY	10031	4719	170117	104762	
874 MEXICO			572	587	
990 U STATES	91878	79956	947429	843608	
WOOL PULLED OR SLIPED	502842	371998	9523053	6812284	
1 U KINGDOM	15304	11910	93666	70299	3263
427 UN SO AFR			4089	2272	
622 NEW ZEAL	6333	4399	290188	171894	
990 U STATES	18014	12563	50079	34413	
HAIR OF CAMEL ALPACA	39651	28872	438022	278878	
1 U KINGDOM	11753	29220	47223	142031	3264
44 BELG LUX		1469	14659	62003	
54 FRANCE	1672	8109	10290	49092	
55 GERMANY W			16230	4122	
614 AUSTRALIA			600	2434	
774 PERU			28701	48626	
990 U STATES	44973	61590	515659	783630	
NOILS WOOL	58618	100388	633362	1091938	
1 U KINGDOM	30438	29285	252026	220831	3265
55 GERMANY W	9932	5256	49549	22538	
614 AUSTRALIA			10727	8794	
744 ARGENTINA			19334	9070	
752 BRAZIL			197423	108066	
755 CHILE			4149	2029	
774 PERU			989	504	
782 URUGUAY	28157	16756	360074	176418	
990 U STATES	12781	16427	120554	123937	
GARNETTED WOOL WASTE	81308	67724	1014825	672187	
1 U KINGDOM			27534	29759	3267
990 U STATES			41473	25412	
WOOL TOPS DRY COMBED			69007	55171	
1 U KINGDOM	345535	392338	3487416	4159869	3268
427 UN SO AFR			6150	6920	
990 U STATES	10	59	2973	6229	
WOOL TOPS OIL COMBED	345545	392397	3496539	4173018	
1 U KINGDOM	670333	726654	7068875	7958885	3269
427 UN SO AFR			13488	14712	
614 AUSTRALIA			39914	51002	
990 U STATES			1344	3908	
HAIR TOPS	670333	726654	7123621	8028507	
1 U KINGDOM			6828	15178	3270
990 U STATES	19011	35974	192034	441778	
YARNS OR WARPS HAIR FOR MFRERS	19011	35974	198862	456956	
1 U KINGDOM	18758	15768	355700	323287	3273
990 U STATES			16823	23226	
YARN MOHAIR FOR PILE FABRICS	18758	15768	372523	346513	
1 U KINGDOM	7946	21245	85343	200140	3274
54 FRANCE			591	3710	
990 U STATES			553	3017	
YARNS WOOL FOR 6 OZ FABRICS	7946	21245	86487	206867	
1 U KINGDOM	81610	155533	744638	1350278	3275
54 FRANCE			378	870	
67 ITALY			205	670	
519 INDIA			1003	1773	

IMPORTS INTO CANADA FOR CONSUMPTION

Commodities and Countries from which Imported	MONTH OF NOVEMBER 1960		ELEVEN MONTHS ENDED NOVEMBER 1960		Class Number
	Quantities	Values (\$)	Quantities	Values (\$)	
990 U STATES			3292	7570	
WOOLLEN SPUN YARN	81610	155533	749516	1361161	3276
1 U KINGDOM	25938	50179	449381	790083	
44 BELG LUX	21581	74598	47563	166282	
54 FRANCE	4170	13453	44243	162173	
55 GERMANY W	2956	6893	14935	32717	
67 ITALY	22	54	1880	3439	
73 NETHRLNDS			567	1107	
86 SWITZRLND			985	1474	
990 U STATES	3059	7977	13803	46302	
WORSTED SPUN YARN	57726	153154	573357	1203577	3277
1 U KINGDOM	60975	99263	1067575	1746836	
44 BELG LUX			4980	17492	
49 DENMARK			390	1124	
53 FINLAND			494	1206	
54 FRANCE	7968	19261	661666	177726	
55 GERMANY W	40	109	37071	85886	
64 IRELAND			662	983	
67 ITALY	2714	4930	25651	48514	
73 NETHRLNDS	5903	12065	21276	42428	
86 SWITZRLND	508	1645	3106	10014	
355 ISRAEL			152	319	
559 JAPAN			2311	3961	
990 U STATES	1403	4022	13134	46523	
WOOL FAB IN GRAY OVR 4 TO 6 OZ	79511	141295	1242968	2183012	3281
1 U KINGDOM	28	118	2772	5756	
67 ITALY			256	530	
WOOL FAB IN GRAY 4 OZ OR LESS	28	118	3028	6286	3282
1 U KINGDOM	4597	13441	103940	295675	
54 FRANCE	12	50	96	545	
KNITTED FABRICS WOOL N O P	4609	13491	104036	296220	3283
1 U KINGDOM	25407	82107	107318	357935	
43 AUSTRIA	273	926	586	3155	
44 BELG LUX	419	1144	1547	4687	
54 FRANCE	3786	6217	6865	14165	
55 GERMANY W	48	235	1533	4562	
64 IRELAND	797	2512	5136	15722	
67 ITALY	1157	3664	6364	19695	
73 NETHRLNDS	7100	21773	23427	70594	
86 SWITZRLND	96	344	3845	11838	
614 AUSTRALIA	153	569	1032	3635	
990 U STATES	8752	26234	101789	310385	
FLANNELS	47968	145725	259442	816373	3284
1 U KINGDOM	65739	205247	878450	2344260	
44 BELG LUX			1012	3952	
54 FRANCE	682	2803	13459	56830	
55 GERMANY W			746	5467	
67 ITALY	260	195	133982	167439	
73 NETHRLNDS			207	764	
86 SWITZRLNO	642	2897	8545	34528	
277 POLAND	1127	2433	1127	2433	
355 ISRAEL			1199	3920	
559 JAPAN			1723	3459	
990 U STATES	106	341	6440	17874	
OVERCOATINGS	68556	213916	1046890	2640926	3286
1 U KINGDOM	74495	162011	1250088	2746551	
43 AUSTRIA			1011	3133	
44 BELG LUX			4627	10135	
54 FRANCE	135	371	5011	18212	
55 GERMANY W			2265	6279	
64 IRELAND	211	467	211	467	
67 ITALY	18287	26544	654426	744679	
73 NETHRLNDS	606	2552	18709	54088	
82 SPAIN	119	187	119	187	
86 SWITZRLNO	22	56	5274	15848	
246 CZECHO S			6185	14253	
559 JAPAN	1813	2756	14865	42358	
990 U STATES	109	380	3792	13605	
TWEEDS	95797	195324	1966590	3669795	3287
1 U KINGDOM	69516	152665	1084820	2434250	
44 BELG LUX	386	1244	946	1834	
49 DENMARK			110	455	
54 FRANCE	213	804	5759	23153	
55 GERMANY W			872	5508	
64 IRELAND			470	1144	
67 ITALY	41264	48851	647665	680525	
73 NETHRLNDS			8074	15505	
82 SPAIN			476	1442	
86 SWITZRLNO	72	218	230	754	
559 JAPAN			475	1612	
990 U STATES	231	1434	9633	26812	
WORSTEDS AND SERGES	111682	205216	1759530	3192994	3288
1 U KINGDOM	386399	1346377	4698562	16197727	
43 AUSTRIA	921	5156	6516	28062	
44 BELG LUX	288	1029	24108	87114	
49 DENMARK	120	572	1713	5862	
54 FRANCE	8490	37484	224979	910717	

IMPORTS INTO CANADA FOR CONSUMPTION

Commodities and Countries from which Imported	MONTH OF NOVEMBER 1960		ELEVEN MONTHS ENDED NOVEMBER 1960		Class Number
	Quantities	Values (\$)	Quantities	Values (\$)	
55 GERMANY W	1446	7506	34299	133269	
64 IRELAND	411	1094	1901	5662	
67 ITALY	55769	128125	635745	1285426	
73 NETHRLNDS	211	226	80431	167550	
78 PORTUGAL			557	1968	
82 SPAIN			2463	7248	
85 SWEDEN	64	379	1237	6966	
86 SWITZRLND	1426	6627	36633	188211	
246 CZECHO S	1743	4376	33347	77253	
258 GERMANY E			821	872	
277 POLAND			4505	10374	
355 ISRAEL	259	2262	679	5123	
519 INDIA			840	2051	
559 JAPAN	18008	55792	208465	657508	
614 AUSTRALIA			3644	15814	
782 URUGUAY	175	627	1488	5551	
813 BAHAMAS			768	4331	
990 U STATES	8177	42083	114891	491172	
	483907	1639715	6118592	20295831	
WOVEN FABRICS N O P WOOL	LB				3289
1 U KINGDOM	51904	97126	509703	1017833	
43 AUSTRIA	422	1932	1867	7927	
44 BELG LUX	150	185	7937	23738	
49 DENMARK	1288	5262	10443	32203	
54 FRANCE	2637	12643	31271	146824	
55 GERMANY W	1113	5118	20316	78901	
64 IRELAND			114	353	
67 ITALY	12110	17391	203723	282970	
73 NETHRLNDS	179	446	10842	25174	
76 NORWAY	112	268	1053	2542	
78 PORTUGAL			13	64	
85 SWEDEN	28	69	2185	6960	
86 SWITZRLND	539	2505	5969	37263	
258 GERMANY E			2267	2395	
519 INDIA			11629	27828	
559 JAPAN	827	1538	8170	21900	
874 MEXICO			130	416	
990 U STATES	8777	20109	115110	304056	
	80086	164592	942742	2019347	
WOOL FAB 12 INS WIDE OR LESS	LB				3291
1 U KINGDOM	25	94	852	4052	
54 FRANCE	242	1244	1279	6975	
55 GERMANY W	68	319	522	2636	
86 SWITZRLND	24	168	191	1139	
990 U STATES	205	961	904	4188	
	564	2786	3748	18990	
WOOL FABRICS CUT PILE PLUSH	LB				3292
1 U KINGDOM	508	1960	11962	34185	
55 GERMANY W	505	982	18135	44163	
73 NETHRLNDS			1521	3395	
990 U STATES	74	271	3659	14971	
	1087	3213	35277	96714	
BILLIARD CLOTH OF WOOL FABRIC	LB				3293
1 U KINGDOM	3038	11087	36992	135080	
990 U STATES			462	1429	
	3038	11087	37454	136509	
CARPETS AXMINSTER IN ROLLS	SQ FT				3301
1 U KINGDOM	42318	22953	706372	337060	
44 BELG LUX	8682	3583	195878	86102	
54 FRANCE	3393	1578	70490	32419	
55 GERMANY W	17853	7856	237281	84728	
67 ITALY			16718	6923	
990 U STATES	1340	1044	47374	28523	
	73586	37014	1274113	575755	
CARPETS AXMINSTER SQUARES	SQ FT				3302
1 U KINGDOM	28919	13397	421893	200947	
44 BELG LUX			9837	2794	
49 DENMARK	459	249	5147	2922	
54 FRANCE	208	308	1838	1238	
55 GERMANY W	18207	6573	22707	9225	
67 ITALY			4667	3472	
73 NETHRLNDS			167	149	
85 SWEDEN	7951	4228	15942	8355	
990 U STATES	3362	4238	18584	22231	
	59106	28993	500782	251333	
CARPET BRUSSELS WILTON IN ROLL	SQ FT				3303
1 U KINGDOM	380108	220928	4750319	2630146	
44 BELG LUX	367987	181239	5225609	2447107	
49 DENMARK			3049	1526	
54 FRANCE	10576	5960	106861	50731	
55 GERMANY W	50912	17318	547088	221895	
67 ITALY	22453	13026	167848	97128	
73 NETHRLNDS			3906	2687	
85 SWEDEN			468	350	
246 CZECHO S	320	398	698	616	
473 MOROCCO			250	199	
519 INDIA	2361	2224	12663	11673	
559 JAPAN	666	286	199765	79426	
990 U STATES	30111	17452	301656	181910	
	865494	458831	11320180	5725394	
CARPET BRUSSELS WILTON SQUARES	SQ FT				3304
1 U KINGDOM	9961	6329	162937	96339	
44 BELG LUX	7378	3720	273882	115320	
49 DENMARK			6951	4555	
54 FRANCE	4248	2491	68713	37929	
55 GERMANY W	2058	1985	29652	24544	

IMPORTS INTO CANADA FOR CONSUMPTION

Commodities and Countries from which Imported		MONTH OF NOVEMBER 1960		ELEVEN MONTHS ENDED NOVEMBER 1960		Class Number
		Quantities	Values (\$)	Quantities	Values (\$)	
59	GREECE	2460	1730	2460	1730	
67	ITALY	7160	4957	74590	45785	
73	NETHRLNDS	304	189	6835	3347	
76	NORWAY	793	404	793	404	
85	SWEDEN	1167	1150	3250	3133	
86	SWITZRLND			753	317	
277	POLAND			1160	835	
473	MOROCCO			3429	4772	
519	INDIA			2612	668	
559	JAPAN			52723	15207	
990	U STATES	8468	6057	103779	72061	
CARPETS INGRAIN IN ROLLS		43997	29012	794519	426746	
1	U KINGDOM	SQ FT 3195	1425	19131	5611	3305
44	BELG LUX			5404	1562	
990	U STATES			15144	12205	
CARPETS INGRAIN SQUARES		3195	1425	39679	19378	
1	U KINGDOM	SQ FT 428	153	1589	610	3306
44	BELG LUX			2772	1464	
49	DENMARK	1181	805	12991	5354	
516	HONG KONG			21974	5843	
519	INDIA			76494	15555	
553	CHINA CDM	6945	1721	154911	38098	
559	JAPAN	11187	3074	194591	38604	
990	U STATES			5600	4231	
CARPETS ORIENTAL		19741	5753	470922	109759	
1	U KINGDOM	SQ FT 504	326	17086	21334	3307
49	DENMARK	315	149	4044	3023	
53	FINLAND			288	660	
54	FRANCE	96	131	2948	6575	
55	GERMANY W			1349	2308	
59	GREECE			2371	1830	
64	IRELAND	168	540	168	540	
67	ITALY			1124	709	
73	NETHRLNDS	4004	4295	6057	6729	
78	PORTUGAL			432	552	
82	SPAIN			2471	3005	
85	SWEDEN	185	211	8059	5339	
86	SWITZRLND			106	414	
262	HUNGARY			1247	1386	
279	ROUMANIA			2017	2690	
347	IRAN	7028	12668	48059	107573	
385	UAR EGYPT			432	302	
443	ALGERIA	209	310	19141	21744	
473	MOROCCO			7834	11347	
516	HONG KONG			9022	18559	
519	INDIA	200052	210548	1022490	1045247	
527	PAKISTAN			775	3015	
553	CHINA COM			11776	28521	
559	JAPAN	2455	3655	102370	70106	
874	MEXICO			5185	5644	
886	P RICO			429	899	
990	U STATES	2381	6093	24578	34600	
CARPETS TAPESTRY IN ROLLS		217397	238926	1301858	1404651	
1	U KINGDOM	SQ FT		1427	969	3308
44	BELG LUX			1170	507	
54	FRANCE	30084	14767	219708	98896	
55	GERMANY W	1837	895	68944	35137	
990	U STATES			20441	13960	
CARPETS TAPESTRY SQUARES		31921	15662	311690	149469	
54	FRANCE	SQ FT 2130	1111	7608	4518	3309
55	GERMANY W			1041	577	
990	U STATES			666	525	
MATS HEARTH RUGS AND RUNNERS		2130	1111	9315	5620	
1	U KINGDOM	SQ FT 6245	2987	68788	25769	3310
44	BELG LUX			7821	2300	
49	DENMARK			108	55	
54	FRANCE	126	78	4655	2557	
55	GERMANY W			2161	743	
73	NETHRLNDS	465	106	13119	3447	
519	INDIA			8456	1790	
559	JAPAN	7236	953	73429	10995	
990	U STATES	1253	214	22353	10895	
GLOVES MITTS AND MITTENS WOOL		15325	4338	207890	58551	
1	U KINGDOM	DZ PR 814	7342	2987	29940	3320
43	AUSTRIA			68	1201	
44	BELG LUX			115	868	
49	DENMARK			14	368	
54	FRANCE	50	197	339	3396	
55	GERMANY W	56	504	1019	7888	
67	ITALY	3959	19584	12856	68430	
73	NETHRLNDS			48	330	
76	NORWAY	8	119	23	359	
86	SWITZRLND	182	2255	956	11312	
516	HONG KONG	4500	17689	114959	366576	
553	CHINA COM			300	1337	
559	JAPAN	1502	8283	134503	558580	
990	U STATES	3186	18190	12776	62690	
		14257	74163	280963	1120275	

IMPORTS INTO CANADA FOR CONSUMPTION

Commodities and Countries from which Imported	MONTH OF NOVEMBER 1960		ELEVEN MONTHS ENDED NOVEMBER 1960		Class Number
	Quantities	Values (\$)	Quantities	Values (\$)	
SHAWLS WOOL KNITTED OR WOVEN	LB				3321
1 U KINGDOM	752	2524	9696	30947	
43 AUSTRIA			13	85	
44 BELG LUX	14	66	973	2890	
55 GERMANY W			14	113	
67 ITALY			26	92	
86 SWITZRLND			69	700	
559 JAPAN	58	160	902	3364	
990 U STATES			100	334	
	824	2750	11793	38525	
SOCKS AND STOCKINGS WOOL	DZ PR				3322
1 U KINGDOM	21758	130125	248343	1410067	
43 AUSTRIA			6	51	
53 FINLAND			11	116	
54 FRANCE			163	1047	
55 GERMANY W			159	1098	
64 IRELAND			70	335	
67 ITALY	141	932	184	1324	
73 NETHRLNDS	95	328	357	1394	
76 NORWAY	201	1372	1537	10351	
86 SWITZRLND			129	1245	
559 JAPAN			285	1925	
990 U STATES			1521	10614	
	209	1234	1521	10614	
	22404	133991	252765	1439567	
UNDERWEAR WOOL KNITTED	LB				3323
1 U KINGDOM	3658	14016	51108	169289	
54 FRANCE			92	551	
55 GERMANY W			121	299	
67 ITALY	34	1279	34	1279	
73 NETHRLNDS	70	127	70	127	
86 SWITZRLND	194	610	678	4518	
990 U STATES	86	465	2653	8171	
	4042	16497	54756	184234	
CLTHNG WVN WOOL WOMENS CHLDRNS	LB				3324
1 U KINGDOM	4468	34529	127904	988858	
43 AUSTRIA	1551	11954	4546	29686	
44 BELG LUX	1600	8558	16784	72776	
49 DENMARK			132	1564	
53 FINLAND	39	431	39	431	
54 FRANCE	730	6789	15626	224224	
55 GERMANY W	1802	17161	12717	86390	
59 GREECE			28	93	
64 IRELAND			1519	17976	
67 ITALY	1700	10457	90374	222395	
73 NETHRLNDS	974	4565	16696	88127	
76 NORWAY	13	50	852	3680	
82 SPAIN			205	541	
85 SWEDEN	147	1889	2750	27791	
86 SWITZRLND	1923	17026	14706	144993	
246 CZECHO S			3856	17772	
355 ISRAEL			908	4015	
516 HONG KONG	360	911	3574	5432	
519 INDIA	12	176	20	351	
559 JAPAN	4992	18729	141629	403444	
614 AUSTRALIA			135	2383	
874 MEXICO	240	1506	1794	12081	
990 U STATES	10525	68975	84245	659649	
	31076	203706	541039	3014652	
CLOTHING NOP WOVEN WOOL FABRIC	LB				3325
1 U KINGDOM	7100	42835	45747	280859	
43 AUSTRIA	7	94	125	1148	
44 BELG LUX	165	531	6917	28891	
54 FRANCE	586	2844	3123	16128	
55 GERMANY W	2693	12348	19871	90010	
64 IRELAND	6	119	102	1654	
67 ITALY	153	633	1740	8360	
73 NETHRLNDS	9	50	180	955	
85 SWEDEN			8	191	
86 SWITZRLND			297	1793	
246 CZECHO S			645	2974	
355 ISRAEL			252	1240	
516 HONG KONG			36	187	
559 JAPAN	2496	7250	20388	44449	
990 U STATES	17058	8617	94479	68689	
	30273	75321	193910	547528	
CLTHG WVN WOOL OUTER MENS BOYS	LB				3326
1 U KINGDOM	13181	111416	112146	923726	
43 AUSTRIA	2566	14188	4743	31292	
44 BELG LUX			1108	4001	
49 DENMARK	188	1105	1053	5951	
54 FRANCE	799	4062	3452	25865	
55 GERMANY W	2553	24743	69509	250034	
64 IRELAND			10	82	
67 ITALY	1167	11442	7982	59538	
73 NETHRLNDS			1440	7541	
76 NDRWAY			65	169	
82 SPAIN			3669	10376	
85 SWEDEN	24	157	775	3968	
86 SWITZRLND	86	818	1265	10068	
516 HONG KONG			1918	8928	
559 JAPAN	3634	10151	74572	232398	
990 U STATES	14240	11365	75985	129699	
	38438	189447	359692	1703636	
CLTHG NOP WOOL KNIT INFTS CHLD	LB				3327
1 U KINGDOM	3017	14022	43141	206575	
43 AUSTRIA			460	2124	

IMPORTS INTO CANADA FOR CONSUMPTION

Commodities and Countries from which Imported	MONTH OF NOVEMBER 1960		ELEVEN MONTHS ENDED NOVEMBER 1960		Class Number
	Quantities	Values (\$)	Quantities	Values (\$)	
44 BELG LUX	1752	8128	17097	86958	
49 DENMARK			8	79	
54 FRANCE	60	490	2264	10714	
55 GERMANY W	173	634	2874	13534	
67 ITALY	303	2077	4092	21132	
73 NETHRLNDS	415	1673	2909	13176	
76 NORWAY			34	151	
82 SPAIN	22	168	693	4093	
86 SWITZRLND			1303	9328	
355 ISRAEL	27	448	27	448	
516 HDNG KONG	47	145	187	460	
559 JAPAN	2155	2667	8110	22042	
990 U STATES	410	2513	6213	22678	
	8381	32965	89412	420492	
CLTHG NOP WOOL KNIT WOMNS GRLS	LB				3328
1 U KINGDOM	36351	299417	410223	3295787	
43 AUSTRIA	4897	49516	43196	361587	
44 BELG LUX	603	3060	7305	33553	
49 DENMARK	311	2550	1976	19548	
53 FINLAND			794	3573	
54 FRANCE	5954	38989	41783	271994	
55 GERMANY W	1935	15520	15356	110114	
64 IRELAND	147	796	466	3020	
67 ITALY	17547	112795	157932	1078498	
73 NETHRLNDS	351	1083	1409	5691	
76 NORWAY	413	2321	4801	22472	
78 PORTUGAL			11	103	
82 SPAIN	140	732	222	1488	
85 SWEDEN	118	895	828	6568	
86 SWITZRLND	2614	30197	28194	300120	
277 POLAND			81	530	
355 ISRAEL	1935	12773	6381	60166	
516 HONG KONG	1868	6190	8106	26213	
559 JAPAN	4523	12384	129126	438177	
614 AUSTRALIA			53	252	
990 U STATES	5132	40591	44482	325661	
	85039	629809	902725	6365115	
CLTHG NOP WOOL KNIT MENS BOYS	LB				3329
1 U KINGDOM	23692	146968	178521	997752	
43 AUSTRIA	828	4540	6036	37646	
44 BELG LUX	55	384	336	1229	
49 DENMARK	157	1029	2172	5837	
53 FINLAND			441	1882	
54 FRANCE	1105	3388	7180	31051	
55 GERMANY W	967	4787	6567	41399	
64 IRELAND	40	87	85	423	
67 ITALY	20686	36521	117918	234523	
73 NETHRLNDS	30	73	262	1099	
76 NORWAY	1308	2715	5602	15468	
82 SPAIN	300	793	941	2514	
85 SWEDEN	94	595	230	1259	
86 SWITZRLND	350	3084	4393	30826	
288 YUGO SLAV			1133	2051	
355 ISRAEL	678	4534	15555	62274	
516 HONG KONG	5	70	5	70	
559 JAPAN	1221	2923	11935	30930	
990 U STATES	5691	23375	18255	79750	
	57207	235866	377567	1577983	
BLANKETS N O P WOOL	LB				3342
1 U KINGDOM	22458	36946	366100	579596	
43 AUSTRIA			47	168	
44 BELG LUX	134	440	57635	48385	
49 DENMARK			587	562	
54 FRANCE			745	1028	
55 GERMANY W			779	1380	
67 ITALY	3667	1988	15581	11512	
73 NETHRLNDS	806	784	14392	17265	
85 SWEDEN			1802	2810	
246 CZECHO S			750	293	
559 JAPAN			501	272	
874 MEXICO			41	57	
990 U STATES	8160	13892	85266	145412	
	35225	54050	544226	808740	
FELT PRESSED	LB				3343
1 U KINGDOM	867	2297	9722	23625	
44 BELG LUX			606	1085	
55 GERMANY W	924	1111	16967	23013	
246 CZECHO S			518	731	
990 U STATES	4099	7926	44532	68651	
	5890	11334	72345	117105	
RUGS RAILWAY STEAMER AND AUTO	LB				3344
1 U KINGDOM	6605	9268	40577	75146	
43 AUSTRIA			332	1514	
53 FINLAND			55	254	
55 GERMANY W			4629	4233	
67 ITALY	30066	18316	238535	147542	
85 SWEDEN			297	507	
990 U STATES	98	856	1591	2830	
	36769	28440	286016	232026	
WOOL MANUFACTURES N O P	LB				3345
1 U KINGDOM	2540	4968	68455	56178	
43 AUSTRIA			480	1114	
44 BELG LUX	101	341	2117	4305	
49 DENMARK			110	290	
54 FRANCE	116	534	2363	5655	
55 GERMANY W	1257	3463	11793	26707	

IMPORTS INTO CANADA FOR CONSUMPTION

Commodities and Countries from which Imported	MONTH OF NOVEMBER 1960		ELEVEN MONTHS ENDED NOVEMBER 1960		Class Number
	Quantities	Values (\$)	Quantities	Values (\$)	
64 IRELAND			519	916	
67 ITALY			1105	981	
73 NETHRLNDS	346	1271	995	2442	
76 NORWAY			18	62	
86 SWITZRLND			24	228	
559 JAPAN	77	239	1820	4770	
874 MEXICO			1387	2128	
990 U STATES	24099	30700	189822	328195	
YARN SYNTHETIC ACETATE SINGLES	28536	41516	281008	433971	
1 U KINGDOM	LB		3021	3566	3360
55 GERMANY W			35819	33761	
990 U STATES	22267	21070	111987	106943	
YARNS SYNTHETIC SINGLES N O P	22267	21070	150827	144270	
1 U KINGDOM	LB				3361
55 GERMANY W	143	347	19557	15776	
67 ITALY	944	1294	23904	21728	
73 NETHRLNDS	10012	6708	32895	45757	
86 SWITZRLND	815	1234	85759	57284	
559 JAPAN	44200	22073	4818	5471	
990 U STATES	16087	16384	633700	293718	
YARNS THREADS SYNTHETIC N O P	72201	48040	314362	266469	
1 U KINGDOM	LB		1114995	706203	3362
44 BELG LUX	4856	7675	50074	54712	
54 FRANCE	100	140	485	378	
55 GERMANY W	2000	2023	5516	8818	
67 ITALY	7929	9602	61081	72384	
73 NETHRLNDS			30357	42553	
85 SWEDEN			27249	22068	
86 SWITZRLND	976	1156	2411	1619	
559 JAPAN	1490	1722	24761	30805	
990 U STATES	111996	123414	30380	18424	
YARNS SYNTHETIC ACETATE TWIST	129347	145732	1309415	1383098	
1 U KINGDOM	LB		1541729	1634859	3364
55 GERMANY W	471	938	2942	4684	
990 U STATES	16596	19342	18	58	
STAPLE FIBRES SYNTHETIC	17067	20280	199806	217891	
1 U KINGDOM	LB		202766	222633	3365
43 AUSTRIA	146306	108870	777722	482816	
54 FRANCE	28907	7935	422862	109893	
55 GERMANY W	64	53	5064	2131	
67 ITALY	485	147	160512	66128	
73 NETHRLNDS			134909	36715	
85 SWEDEN			3194	830	
86 SWITZRLND	23361	6081	44749	11602	
559 JAPAN	68175	13382	207	256	
848 CUBA			666775	135323	
990 U STATES	535989	315790	366495	139240	
TOPS OF SYNTHETIC FIBRES	815843	458381	5707976	3499401	
1 U KINGDOM	LB		8290465	4484335	3366
55 GERMANY W	17938	8200	184926	95182	
64 IRELAND	835	436	194088	99074	
990 U STATES	19008	14778	5487	5502	
WASTE SHORT FIBRE SYNTHETIC	37781	23414	158783	136912	
1 U KINGDOM	LB		543284	336670	3367
990 U STATES	23587	10551	604	335	
YARNS FROM POLYAMIDES NYLON	23587	10551	365350	194111	
1 U KINGDOM	LB		365954	194446	3368
44 BELG LUX	1612	4158	7938	22339	
54 FRANCE	9986	28458	38665	110534	
55 GERMANY W	6	76	983	3977	
67 ITALY	39100	65679	35385	75494	
73 NETHRLNDS			242224	467985	
86 SWITZRLND	1088	2037	724	1167	
559 JAPAN			12460	23472	
990 U STATES	62349	128499	5625	10453	
YARN SYNTHETIC FOR TIRE FABRIC	114141	228907	1128177	1865671	
73 NETHRLNDS	LB		1472181	2581092	3369
990 U STATES	227399	109036	251480	147966	
KNITTED FABRIC SYNTHETIC FIBRE	227399	109036	1933744	944951	
1 U KINGDOM	LB		2185224	1092917	3371
43 AUSTRIA	4293	8948	57997	76863	
54 FRANCE	1035	3612	4024	16027	
55 GERMANY W	736	1323	1472	4656	
67 ITALY	273	725	1049	2602	
86 SWITZRLND	168	603	2380	6583	
990 U STATES	73849	204610	2872	11921	
FABRICS SYNTHETIC FIBRE N O P	80354	219821	799293	2068809	
1 U KINGDOM	LB		869087	2187461	3372
43 AUSTRIA	55770	86836	506952	845533	
44 BELG LUX	1983	6107	61491	101466	
49 DENMARK	11315	14342	62395	71961	
54 FRANCE	95	223	1021	2280	
55 GERMANY W	4956	22089	58330	256040	
	43102	72824	660931	1036364	

IMPORTS INTO CANADA FOR CONSUMPTION

Commodities and Countries from which Imported	MONTH OF NOVEMBER 1960		ELEVEN MONTHS ENDED NOVEMBER 1960		Class Number
	Quantities	Values (\$)	Quantities	Values (\$)	
64 IRELAND	499	521	499	521	
67 ITALY	68656	79592	621433	833477	
73 NETHRLNDS	6724	10506	146538	239857	
78 PORTUGAL			260	694	
82 SPAIN	5837	17337	29088	70723	
85 SWEDEN			1149	2175	
86 SWITZRLND	3776	16148	33864	152528	
246 CZECHO S			3061	2396	
355 ISRAEL	2691	5907	15463	33376	
516 HONG KONG	151	613	3357	7946	
519 INDIA	128	473	128	473	
553 CHINA COM			505	1324	
559 JAPAN	95596	184119	987107	1567105	
990 U STATES	635856	1523051	7282846	16676721	
	937135	2040688	10476418	21902960	
RIBBONS OF SYNTHETIC FIBRES					3373
1 U KINGDOM	LB 699	2277	11784	31568	
44 BELG LUX			57	402	
49 DENMARK	225	394	303	512	
54 FRANCE	894	3726	9273	37234	
55 GERMANY W	279	2390	1888	10981	
67 ITALY			8	68	
86 SWITZRLND	2997	9198	30273	89964	
246 CZECHO S	15	60	243	540	
559 JAPAN	18982	18014	139890	129288	
990 U STATES	48714	94462	417532	841278	
	72805	130521	611251	1141835	
STOCKINGS NYLON WOMENS					3376
1 U KINGDOM	DZ PR 4054	19078	86330	383237	
53 FINLAND	9	90	9	90	
54 FRANCE	307	2064	4294	26263	
55 GERMANY W	62	295	2178	11511	
67 ITALY			611	2654	
73 NETHRLNDS	115	629	1316	7236	
82 SPAIN	50	244	650	2688	
246 CZECHO S			5800	18656	
559 JAPAN	2873	9905	29540	94172	
990 U STATES	8887	58649	119473	758788	
	16357	90954	250201	1305295	
STOCKINGS SYNTHETIC MENS					3378
1 U KINGDOM	DZ PR 2488	10576	27309	130056	
54 FRANCE	771	3195	6007	33085	
55 GERMANY W	27	152	654	3057	
67 ITALY	15	105	2230	8478	
76 NORWAY	3	57	95	705	
82 SPAIN			281	999	
86 SWITZRLND	342	2918	1478	12614	
246 CZECHO S			6850	22156	
516 HONG KONG			1460	3263	
559 JAPAN	1596	4219	15949	38116	
990 U STATES	2454	38588	98207	406358	
	14696	59810	160520	658887	
STOCKINGS SYNTHETIC FIBRE NOP					3379
1 U KINGDOM	DZ PR 927	3622	31166	83810	
54 FRANCE			683	3759	
55 GERMANY W	130	643	2248	11002	
559 JAPAN	1266	4197	2746	8536	
990 U STATES	2587	10732	65378	262577	
	4910	19194	102221	369684	
GLOVES OF SYNTHETIC FIBRES					3380
1 U KINGDOM	DZ PR 332	3848	2240	22249	
19 MALTA	69	473	741	5427	
43 AUSTRIA	33	255	2109	15691	
54 FRANCE	7	122	779	12539	
55 GERMANY W	2704	18659	43817	249715	
67 ITALY	862	2979	23677	92086	
246 CZECHO S	774	3646	5692	21919	
355 ISRAEL			300	1158	
516 HONG KONG	3739	11728	152848	492976	
553 CHINA COM			4755	12743	
559 JAPAN	11264	39146	308189	961506	
990 U STATES	838	7150	13946	97763	
	20622	88006	559093	1985772	
CLOTHING NOP WOVEN SYNTH FIBRE					3383
1 U KINGDOM	DZ 22961	7481	223864	82243	
43 AUSTRIA	5197	2566	29162	14652	
44 BELG LUX	2064	809	6324	2647	
49 DENMARK			1328	949	
53 FINLAND			760	430	
54 FRANCE	18733	10396	302384	119290	
55 GERMANY W	115421	21044	427474	76386	
67 ITALY	9981	7569	178070	77218	
73 NETHRLNDS	192	61	4220	1622	
76 NORWAY			225	161	
78 PORTUGAL			768	376	
82 SPAIN			2748	2768	
85 SWEDEN	5456	1462	15323	5578	
86 SWITZRLNO	9696	3453	36856	23407	
355 ISRAEL	3536	2254	32928	18486	
516 HONG KONG	471625	32508	13547198	880545	
553 CHINA COM			10809	1621	
559 JAPAN	3282219	249591	68990275	5346228	
567 PHIL			18728	5421	
578 TAIWAN			11500	862	
614 AUSTRALIA	108	238	944	871	
813 BAHAMAS			1040	292	

IMPORTS INTO CANADA FOR CONSUMPTION

Commodities and Countries from which Imported	MONTH OF NOVEMBER 1960		ELEVEN MONTHS ENDED NOVEMBER 1960		Class Number
	Quantities	Values (\$)	Quantities	Values (\$)	
828 TRINIDAD	392	99	712	228	
876 NETH ANT			34400	1925	
990 U STATES			6443995	1864132	
	4581596	517459	90322035	8528338	
DRESSES WVN SYNT WOMENS CHLDNS					3384
1 U KINGDOM	176	7178	2025	60417	
43 AUSTRIA			61	756	
44 BELG LUX			94	2450	
54 FRANCE	32	1897	2252	60559	
55 GERMANY W	15	403	388	7285	
59 GREECE			1	50	
67 ITALY	36	831	267	5283	
73 NETHRLNDS			3	76	
85 SWEDEN			45	790	
86 SWITZRLND	32	1246	835	34204	
516 HONG KONG	53	185	928	4297	
559 JAPAN	1044	852	117975	109266	
813 BAHAMAS			9	627	
990 U STATES	18469	125418	239923	1398071	
	19857	138010	364806	1684131	
UNDERWEAR KNITTED SYNTHETIC					3385
1 U KINGDOM	669	1652	24896	70372	
53 FINLAND			73	215	
54 FRANCE	37	139	1145	6804	
55 GERMANY W	163	151	363	900	
73 NETHRLNDS			559	1566	
86 SWITZRLND			33	185	
516 HONG KONG			1612	2069	
559 JAPAN	264	1568	12130	21140	
990 U STATES	3675	18499	30492	143171	
	4808	22009	71303	246422	
CLTHG SYNT FIB KNIT INFTS CHLD					3386
1 U KINGDOM	396	2571	6168	24418	
43 AUSTRIA	24	131	190	954	
44 BELG LUX	1027	4239	5675	24814	
54 FRANCE			185	2356	
55 GERMANY W	145	1060	145	1060	
73 NETHRLNDS			105	649	
516 HONG KONG	1144	2563	2744	7141	
559 JAPAN	5413	15378	75298	129023	
990 U STATES	11394	51224	42898	195657	
	19543	77166	133408	386072	
CLTHG SYNT FIB KNIT WOMNS GRLS					3387
1 U KINGDOM	11	219	6945	41623	
43 AUSTRIA	518	3802	1997	16865	
44 BELG LUX			253	1819	
54 FRANCE	1180	4966	6141	40937	
55 GERMANY W	572	1681	2264	9628	
67 ITALY	65	517	3313	21805	
73 NETHRLNDS	601	1363	2125	5404	
86 SWITZRLND	3	54	425	5996	
516 HONG KONG	1100	2983	14772	38365	
559 JAPAN	26098	71967	204389	509270	
614 AUSTRALIA			68	329	
813 BAHAMAS			20	349	
990 U STATES	29477	124668	204633	872234	
	59625	212220	447345	1564624	
CLTHG SYNTH FIB KNIT MENS BOYS					3388
1 U KINGDOM	556	1529	6789	15463	
43 AUSTRIA			192	1131	
54 FRANCE	21	563	133	1308	
55 GERMANY W	305	1262	1047	4970	
67 ITALY			3437	8999	
86 SWITZRLND			430	3718	
559 JAPAN	3908	3444	115079	104440	
990 U STATES	5106	14299	54931	162967	
	9896	21097	182038	302996	
CURTAINS OF SYNTHETIC FIBRE					3390
1 U KINGDOM	5280	661	95052	15565	
54 FRANCE	6652	3873	21028	10590	
990 U STATES	323591	49388	4640138	779658	
	335523	53922	4756218	805813	
HANDKERCHIEFS SYNTHETIC FIBRE					3391
1 U KINGDOM			64	111	
86 SWITZRLND	886	649	8780	7177	
559 JAPAN			79677	9344	
990 U STATES	1233	429	7361	2454	
	2119	1078	95882	19086	
SYNTHETIC FIBRE MANUFACTRS NOP					3392
1 U KINGDOM	171793	26235	2139424	271996	
43 AUSTRIA	1504	222	2904	581	
44 BELG LUX			192	165	
49 DENMARK			3808	323	
54 FRANCE	88106	12697	215258	49411	
55 GERMANY W	25114	6558	369709	69449	
67 ITALY	416866	23444	2844644	177263	
73 NETHRLNDS	33968	2363	96648	7499	
82 SPAIN	978	194	2170	1027	
85 SWEDEN	784	353	8604	3221	
86 SWITZRLND	6367	3139	102040	46682	
516 HONG KONG	2432	565	51216	8574	
527 PAKISTAN			300	99	
559 JAPAN	882068	49915	12013085	626497	
867 HAITI	1496	332	23669	8522	
990 U STATES	4011845	500181	43276619	5155289	
	5643321	626198	61150290	6426598	

IMPORTS INTO CANADA FOR CONSUMPTION

Commodities and Countries from which Imported	MONTH OF NOVEMBER 1960		ELEVEN MONTHS ENDED NOVEMBER 1960		Class Number
	Quantities	Values (\$)	Quantities	Values (\$)	
SYNTH FIBRE FOR ELEC APPARATUS	02				3393
1 U KINGDOM			20116	3969	
990 U STATES	6656	798	545037	86248	
	6656	798	565153	90217	
HAIR CLOTH					3401
1 U KINGDOM		8254		115170	
990 U STATES		221		8731	
		8475		123901	
KAPOK	CWT				3411
527 PAKISTAN			21	369	
556 INDONESIA			450	6635	
583 THAILAND	617	9070	3948	59333	
990 U STATES	425	8214	1445	26828	
	1042	17284	5864	93165	
MANILA FIBRE	CWT				3412
1 U KINGDOM			630	13650	
567 PHIL	1704	41385	19239	465854	
845 C RICA	1350	34874	5482	150688	
864 GUATEMALA			1551	44665	
883 PANAMA			2271	65820	
990 U STATES	283	8871	18759	528569	
	3337	85130	47932	1269246	
SISAL ISTLE TAMPICO FIBRE	CWT				3413
415 KENYA	912	8541	3926	35551	
425 TANGANYKA	6806	65446	27197	262901	
446 ANGOLA			1609	13184	
519 INDIA			7044	59587	
556 INDONESIA			2241	13304	
752 BRAZIL	5522	60526	51709	520198	
867 HAITI	13058	127412	72240	688327	
874 MEXICO	9008	83946	67354	648423	
990 U STATES	19480	220540	290243	3142808	
	54786	566411	523563	5384283	
VEGETABLE FIBRE N O P	CWT				3414
1 U KINGDOM	42	948	120	2226	
86 SWITZRLND	2	301	3	425	
462 FR AF NES			385	10454	
473 MOROCCO			220	1068	
519 INDIA			60	708	
752 BRAZIL	22	502	22	502	
874 MEXICO			944	4996	
990 U STATES	84	1841	2180	29842	
	150	3592	3934	50221	
BALER TWINE	CWT				3420
1 U KINGDOM			38834	496298	
44 BELG LUX			13574	172599	
49 DENMARK			47116	675408	
73 NETHRLNDS			19344	272046	
78 PORTUGAL			14964	197625	
848 CUBA			43364	517992	
855 DOM REP			2800	33492	
867 HAITI	1449	21257	7369	101898	
874 MEXICO			9579	135497	
990 U STATES			919	13303	
	1449	21257	197863	2616158	
GRASSES SEAWEED MOSSES BAGASSE					3421
1 U KINGDOM		9673		49809	
54 FRANCE				1269	
55 GERMANY W				651	
67 ITALY				2271	
73 NETHRLNDS				100	
76 NORWAY		737		4252	
516 HONG KONG		72		1937	
519 INDIA				1332	
559 JAPAN		884		15981	
867 HAITI				12408	
874 MEXICO				15535	
990 U STATES		10585		78576	
		21951		184121	
BINDER TWINE	CWT				3422
1 U KINGDOM			6120	90373	
44 BELG LUX			2400	32500	
49 DENMARK			17875	255945	
73 NETHRLNDS			7624	110429	
78 PORTUGAL			507	7242	
848 CUBA			1025	15224	
874 MEXICO			940	12284	
990 U STATES			423	6505	
			36914	530502	
COIR AND COIR YARN	CWT				3423
1 U KINGDOM	45	717	159	2425	
519 INDIA	370	3540	4117	36825	
	415	4257	4276	39250	
MATS RUGS N O P OF COCOA FIBRE	SQ YD				3424
1 U KINGDOM			634	913	
55 GERMANY W			838	1483	
73 NETHRLNDS	581	717	10080	13044	
519 INDIA	44676	20146	143687	66511	
990 U STATES			1065	249	
	45257	20863	156304	82200	
STRAW OR PAPER CARPETING RUGS					3425
1 U KINGDOM				10064	
67 ITALY				171	
516 HONG KONG		434		5692	
559 JAPAN		593		33992	
578 TAIWAN				537	

IMPORTS INTO CANADA FOR CONSUMPTION

Commodities and Countries from which Imported	MONTH OF NOVEMBER 1960		ELEVEN MONTHS ENDED NOVEMBER 1960		Class Number
	Quantities	Values (\$)	Quantities	Values (\$)	
990 U STATES		11869		56036	
VEGETABLE FIBRES FOR BRUSHES		12896		106492	
1 U KINGDOM	CWT		865	18511	3428
44 BELG LUX		5784	1032	22118	
73 NETHRLNDS		5530	635	8662	
516 HONG KONG			53	1929	
519 INDIA	175	1427	934	7131	
744 ARGENTINA			6	1051	
874 MEXICO	50	2337	2962	149950	
990 U STATES	285	18085	3319	187162	
	1085	33163	9806	396514	
MATS CUT PILE OF COCOA FIBRE	SQ FT		9417	1625	3429
73 NETHRLNDS			944980	150688	
519 INDIA	132177	22195		670	
559 JAPAN	2567	670			
	134744	22865	956964	152983	
WASTE FOR FURTHER PREPARATION	CWT				3451
1 U KINGDOM	841	9457	11272	201820	
44 BELG LUX	1236	13872	10737	67861	
54 FRANCE	112	1642	1080	8477	
55 GERMANY W			2574	23457	
67 ITALY			168	1434	
73 NETHRLNDS	919	14669	4808	45256	
82 SPAIN			13	318	
85 SWEDEN			479	7531	
287 U S S R	789	2359	9680	26301	
382 TURKEY			1129	5231	
516 HONG KONG	206	1907	1735	14514	
519 INDIA	211	1392	8334	54650	
527 PAKISTAN			3557	22426	
553 CHINA COM			2016	4469	
559 JAPAN	1180	15843	5862	47130	
622 NEW ZEAL			64	4041	
744 ARGENTINA	51	1496	378	3060	
752 BRAZIL	454	3497	2538	14458	
782 URUGUAY			252	11993	
857 EL SALVD			1899	3146	
886 P RICO			989	10895	
990 U STATES	36013	382502	321651	3314602	
	42012	448636	391215	3893070	
WASTE FOR WIPING RAGS N O P	CWT				3452
1 U KINGDOM	389	7826	6737	86883	
44 BELG LUX			1730	21253	
54 FRANCE			842	9343	
55 GERMANY W			430	2625	
73 NETHRLNDS			896	11169	
85 SWEDEN			529	12338	
527 PAKISTAN	112	799	112	799	
559 JAPAN	200	2172	2329	24727	
990 U STATES	9755	103035	132755	1269666	
	10456	113832	146360	1438803	
WASTE GARNETTED READY FOR USE	LB				3453
1 U KINGDOM			26647	5353	
73 NETHRLNDS			10031	5039	
559 JAPAN	31200	3507	137200	15792	
990 U STATES	266259	37557	1871734	291720	
	297459	41064	2045612	317904	
BATTS BATTING WADDING N O P	LB				3454
990 U STATES	20844	13643	195425	117325	
	20844	13643	195425	117325	
FISH NETS NETTINGS COMMERCIAL	LB				3460
1 U KINGDOM	33555	46298	574678	900003	
49 DENMARK	847	3113	8110	18139	
54 FRANCE			12208	20029	
55 GERMANY W	254	1819	4028	13008	
73 NETHRLNDS	1852	7116	49952	102004	
76 NORWAY			162	460	
553 CHINA COM			581	1331	
559 JAPAN	8699	16391	385228	796879	
990 U STATES	11555	41023	157094	408976	
	56762	115760	1192041	2260829	
FISHING LINES COMMERCIAL	LB				3461
1 U KINGDOM	85317	58782	596599	439049	
49 DENMARK			5016	2776	
55 GERMANY W			11991	22603	
73 NETHRLNDS	396	885	90440	32949	
76 NORWAY	97	199	32495	22566	
559 JAPAN	634	549	47935	68875	
990 U STATES	15303	26458	230551	322108	
	101747	86873	1015027	910926	
CORDAGE MANILA OVER 1 IN CIRC	LB				3463
1 U KINGDOM	157439	44177	1582880	483464	
49 DENMARK			21208	5200	
64 IRELAND			340	106	
73 NETHRLNDS			3019	611	
78 PORTUGAL	1294	186	13830	2071	
567 PHIL			21996	4377	
874 MEXICO	2095	233	138701	16655	
990 U STATES	615	601	17234	9642	
	161443	45197	1799208	522126	
CORDAGE COMMERCIAL FISH NET	LB				3464
1 U KINGDOM	45827	13256	1642584	420182	
44 BELG LUX	42753	12646	228558	57558	
49 DENMARK			206683	54624	
55 GERMANY W			6343	1556	

IMPORTS INTO CANADA FOR CONSUMPTION

Commodities and Countries from which Imported	MONTH OF NOVEMBER 1960		ELEVEN MONTHS ENDED NOVEMBER 1960		Class Number
	Quantities	Values (\$)	Quantities	Values (\$)	
64 IRELAND	28501	7116	122088	27706	
73 NETHRLNDS	19679	5915	379774	87471	
559 JAPAN			25544	20574	
567 PHIL			25328	5631	
874 MEXICO			84712	10707	
990 U STATES			10059	4344	
	136760	38933	2731673	690353	
CORDAGE OVER 1 INCH NOP	LB				3465
1 U KINGDOM	44160	8807	390443	111396	
49 DENMARK			1087	1433	
55 GERMANY W			30	63	
73 NETHRLNDS			9344	8322	
76 NORWAY			1173	241	
559 JAPAN			107	145	
990 U STATES	16562	4002	101720	36852	
	60722	12809	503904	158452	
COTTON FABRIC RUBBERIZED	LB				3472
1 U KINGDOM	899	502	11972	11333	
990 U STATES	24022	19096	422455	354628	
	24921	19598	434427	365961	
COTTON WINDOW SHADE CLOTH	LB				3473
1 U KINGDOM	422	374	5829	4217	
990 U STATES	150	157	18547	25051	
	572	531	24376	29268	
COTTON FABRICS COATED N O P	LB				3474
1 U KINGDOM	44054	36065	271774	275438	
44 BELG LUX			198	481	
54 FRANCE	759	767	6368	7515	
55 GERMANY W	1330	1331	35026	32405	
73 NETHRLNDS			2523	2797	
85 SWEDEN			2736	2161	
86 SWITZRLND	1013	2809	8615	20912	
559 JAPAN			6966	4354	
990 U STATES	397776	403118	4610076	4577765	
	444932	444090	4944282	4923828	
ARTISTS CANVAS COATED PREPARED					3475
1 U KINGDOM				1478	
44 BELG LUX				1068	
73 NETHRLNDS				335	
990 U STATES		366		30429	
		366		33310	
CANVAS FLAX FOR TENTS AWNINGS	LB				3476
1 U KINGDOM	15866	9358	62808	36048	
990 U STATES			544	935	
	15866	9358	63352	36983	
FABRICS JUTE COATED	LB				347B
1 U KINGDOM	800	303	6808	3213	
990 U STATES	32370	11613	361256	102861	
	33170	11916	368064	106074	
FABRICS VEG FIBRE COATED	LB				3479
1 U KINGDOM	79274	24292	488390	124529	
54 FRANCE			423	376	
85 SWEDEN			790	547	
559 JAPAN	245769	46998	1105248	193757	
990 U STATES	59173	44880	377066	406856	
	384216	116170	1971917	726065	
FABRICS FOR BRATTICE CLOTH	LB				3480
1 U KINGDOM	6546	1565	92417	20121	
990 U STATES			6231	2215	
	6546	1565	98648	22336	
FABRICS SILK COATED	LB				3481
990 U STATES	456	2072	5003	24610	
	456	2072	5003	24610	
FABRICS WOOL COATED	LB				3483
1 U KINGDOM			809	2276	
43 AUSTRIA			278	854	
44 BELG LUX	135	414	5673	10427	
55 GERMANY W	1153	4259	24466	69883	
990 U STATES	9606	7444	31453	34774	
	10894	12117	62679	118214	
FABRICS SYNTHETIC FIBRE COATED	LB				3484
1 U KINGDOM	2900	1747	10468	9330	
43 AUSTRIA			131	1539	
44 BELG LUX	43518	43826	491299	479183	
54 FRANCE	55	57	180	513	
55 GERMANY W			203	363	
64 IRELAND			824	618	
73 NETHRLNDS	994	888	5741	6203	
559 JAPAN	2132	544	19090	7619	
990 U STATES	302152	449059	2680021	4024785	
	351751	496121	3207957	4530153	
OILCLOTH FLOOR LINOLEUM	LB				3485
1 U KINGDOM	2821611	394272	28966245	3936021	
54 FRANCE			26044	10264	
55 GERMANY W			30388	6011	
73 NETHRLNDS	24835	4039	330058	55816	
990 U STATES	976603	222059	10862935	2545444	
	3823049	620370	40215670	6553556	
OILCLOTH CARRIAGE SHELF TABLE	LB				3486
1 U KINGDOM	1301	916	36934	26241	
990 U STATES	6744	3338	60437	32424	
	8045	4254	97371	58665	
TYPEWRITER RIBBONS	LB				3487
1 U KINGDOM	260	865	2516	6239	
43 AUSTRIA			75	200	
55 GERMANY W			15	422	

IMPORTS INTO CANADA FOR CONSUMPTION

Commodities and Countries from which Imported		MONTH OF NOVEMBER 1960		ELEVEN MONTHS ENDED NOVEMBER 1960		Class Number
		Quantities	Values (\$)	Quantities	Values (\$)	
246	CZECHOS	58	148	782	1857	
990	U STATES	2176	4443	8638	37400	
FABRICS COTTON TO COVER RUBBER		2494	5456	12026	46118	
	1 U KINGDOM	LB 8103	11316	58174	73316	3488
	990 U STATES			5345	7003	
CORD TIRE FABRICS SYNTH FIBRE		8103	11316	63519	80319	
	990 U STATES	LB 41406	51667	1533049	1462724	3489
LACE EMBROIDERIES BOBBINET NOP		41406	51667	1533049	1462724	
	1 U KINGDOM	LB 3033	15464	53393	253287	3501
	43 AUSTRIA	355	2937	6245	37370	
	44 BELG LUX			835	1843	
	49 DENMARK	125	551	125	551	
	54 FRANCE	2664	31628	48566	448105	
	55 GERMANY W	175	2128	6652	26477	
	67 ITALY	3388	10022	32684	92873	
	73 NETHRLNDS			155	804	
	78 PORTUGAL			24	358	
	82 SPAIN			29	478	
	86 SWITZRLND	113	2095	11637	87261	
	516 HONG KONG	114	2127	289	3018	
	519 INDIA	121	377	1353	2872	
	559 JAPAN	7510	29072	78965	243366	
	578 TAIWAN	390	12658	889	21030	
	990 U STATES	56973	219202	524041	1954196	
CORSETS GIRDLES BRASSIERES		74961	328261	765882	3173889	
	1 U KINGDOM		472		6939	3510
	49 DENMARK				731	
	54 FRANCE		820		12406	
	55 GERMANY W		653		133494	
	67 ITALY				170	
	73 NETHRLNDS				6983	
	355 ISRAEL				94	
	516 HONG KONG		6378		51425	
	559 JAPAN		26018		247946	
	824 JAMAICA		5903		23369	
	828 TRINIDAD		1491		32358	
	990 U STATES		94273		839375	
BRACES OR SUSPENDERS AND PARTS			136008		1352290	
	1 U KINGDOM		364		11228	3511
	54 FRANCE				542	
	55 GERMANY W		5795		111831	
	67 ITALY				3654	
	73 NETHRLNDS				3250	
	559 JAPAN				395	
	990 U STATES		4239		1013229	
CHURCH VESTMENTS ANY MATERIAL			10398		232229	
	1 U KINGDOM		774		17784	3512
	44 BELG LUX				2910	
	54 FRANCE		6796		65682	
	55 GERMANY W				2536	
	64 IRELAND				420	
	67 ITALY				1237	
	73 NETHRLNDS		701		3490	
	86 SWITZRLND		2101		5901	
	258 GERMANY E				992	
	355 ISRAEL				1289	
	559 JAPAN		858		5913	
	990 U STATES		5579		86667	
GARMENTS KNITTED N O P			16809		194821	
	1 U KINGDOM	LB 104	884	1158	11795	3514
	54 FRANCE			376	1866	
	55 GERMANY W			79	641	
	67 ITALY	62	1662	2019	23146	
	86 SWITZRLND			6	75	
	559 JAPAN			1359	4285	
	990 U STATES	315	2281	3708	13744	
GLOVES MITTS AND MITTENS N O P		481	4827	8705	55552	
	1 U KINGDOM	DZ PR 407	5445	6032	32765	3515
	54 FRANCE			79	638	
	55 GERMANY W	76	1111	392	2709	
	67 ITALY	111	2294	361	4809	
	73 NETHRLNDS			50	150	
	86 SWITZRLND			5	79	
	516 HONG KONG	2932	16384	24762	106116	
	553 CHINA COM			100	1406	
	559 JAPAN	2274	5991	73686	280688	
	990 U STATES	13439	30511	99088	240280	
BERETS OF WOOL KNITTED FULLED		19239	61736	204555	669640	
	1 U KINGDOM	DZ 126	538	5734	34600	3516
	54 FRANCE			882	4563	
	67 ITALY			1101	9867	
	559 JAPAN			600	2420	
	990 U STATES			31	162	
CAPS BONNETS BERETS N O P		126	538	8348	51612	
	1 U KINGDOM	DZ 2578	19636	36069	228773	3517
	43 AUSTRIA	274	3055	822	8890	

IMPORTS INTO CANADA FOR CONSUMPTION

Commodities and Countries from which Imported	MONTH OF NOVEMBER 1960		ELEVEN MONTHS ENDED NOVEMBER 1960		Class Number
	Quantities	Values (\$)	Quantities	Values (\$)	
44 BELG LUX	24	196	329	2511	
49 DENMARK	9	348	100	1149	
54 FRANCE	133	1191	2508	14417	
55 GERMANY W	3221	14839	17237	68751	
67 ITALY	560	6778	4040	40980	
73 NETHRLNDS			16	272	
76 NORWAY	37	322	366	3490	
82 SPAIN	19	73	83	328	
86 SWITZRLND	206	2201	1426	15261	
288 YUGO SLAV	361	1010	471	1606	
516 HONG KONG	159	444	2821	8918	
559 JAPAN	19001	19831	231936	352309	
774 PERU			102	1249	
990 U STATES	10899	34006	167450	494824	
	37481	103930	465776	1243728	
HATS OF FUR FELT MENS	DOZ				3518
1 U KINGDOM	31	1722	1390	73626	
43 AUSTRIA	3	91	26	1337	
44 BELG LUX			55	3028	
54 FRANCE			2	257	
55 GERMANY W			2	59	
67 ITALY	72	4844	207	14409	
990 U STATES	22	1253	324	19705	
	128	7910	2006	112421	
HATS OF WOOL FELT	DOZ				3519
1 U KINGDOM	27	544	499	10341	
43 AUSTRIA	2	105	8	392	
55 GERMANY W			142	1398	
67 ITALY			41	630	
516 HONG KONG			400	1356	
990 U STATES	736	14055	4370	78420	
	765	14704	5460	92537	
HATS OF FUR FELT WOMENS	DOZ				3520
1 U KINGDOM	8	219	517	19998	
43 AUSTRIA			64	3741	
54 FRANCE	25	933	344	17416	
55 GERMANY W			29	854	
67 ITALY	41	1436	327	10513	
86 SWITZRLND			168	10359	
990 U STATES	136	5385	1416	61756	
	210	7973	2865	124637	
HATS N O P	DOZ				3521
1 U KINGDOM	206	3180	4271	64485	
43 AUSTRIA	6	307	44	2466	
44 BELG LUX	4	260	14	952	
49 DENMARK			32	1137	
54 FRANCE	55	2018	1842	49822	
55 GERMANY W	632	7928	3171	49096	
67 ITALY	1482	10057	12573	91184	
73 NETHRLNDS			20	1882	
76 NORWAY			122	1289	
86 SWITZRLND	84	2146	736	19639	
516 HONG KONG			1330	3431	
559 JAPAN	1936	3187	23054	48486	
824 JAMAICA			156	1564	
874 MEXICO	25	51	4569	6310	
990 U STATES	5471	120275	59239	1269168	
	9901	149409	111173	1610911	
FIREMENS AND OTHER HELMETS					3522
1 U KINGDOM		145		4918	
55 GERMANY W		7178		71123	
67 ITALY		1203		1696	
559 JAPAN				6009	
614 AUSTRALIA				2434	
990 U STATES		47528		547591	
		56054		633771	
KNITTED GOODS N O P	LB				3524
1 U KINGDOM	911	1882	7062	15408	
43 AUSTRIA			256	1363	
54 FRANCE	180	591	1937	6177	
55 GERMANY W	1507	3409	5627	11719	
67 ITALY	70	149	1474	4117	
73 NETHRLNDS			836	1901	
86 SWITZRLND	142	536	574	2060	
516 HONG KONG			16	87	
559 JAPAN	485	1119	6836	7035	
990 U STATES	45676	72431	433476	763235	
	48971	80117	458094	813102	
CHEMILLE YARNS AND CORDS	LB				3548
559 JAPAN			1259	1219	
990 U STATES			4142	5857	
			5401	7076	
USED BAGS OF VEGETABLE FIBRE					3550
1 U KINGDOM				1354	
990 U STATES		1299		14202	
		1299		16256	
BELTING N O P	LB				3551
1 U KINGDOM	1527	1710	14655	19663	
54 FRANCE	46	684	46	684	
55 GERMANY W	71	698	433	3260	
67 ITALY	45	360	45	360	
73 NETHRLNDS			883	4864	
86 SWITZRLND			1586	8136	
990 U STATES	5839	12360	72405	151269	
	7528	15812	90053	188236	

IMPORTS INTO CANADA FOR CONSUMPTION

Commodities and Countries from which Imported	MONTH OF NOVEMBER 1960		ELEVEN MONTHS ENDED NOVEMBER 1960		Class Number	
	Quantities	Values (\$)	Quantities	Values (\$)		
BLANKETS FOR PRINTING PRESSES					3552	
1 U KINGDOM		5 487		4 3458		
55 GERMANY W				902		
886 P RICO				1 6177		
990 U STATES		6 9959		5 41073		
		7 5446		6 01610		
BRAIDS CORDS FRINGES					3553	
1 U KINGDOM		9 873		2 8093		
43 AUSTRIA		326		412		
54 FRANCE		1 418		1 4023		
55 GERMANY W		4 465		2 9549		
67 ITALY		113		2 027		
73 NETHRLNDS				2 477		
85 SWEDEN				3 11		
86 SWITZRLND		415		5 973		
246 CZECHO S		522		7 884		
559 JAPAN		130		1 9710		
886 P RICO		3 240		3 240		
990 U STATES		3 9615		5 12527		
		6 0117		6 26226		
CARPETS N O P	SQ FT				3554	
1 U KINGDOM	3 4553	6 918	4 14607	1 06690		
44 BELG LUX	2 7515	4 535	8 12401	1 46234		
49 DENMARK	2 223	883	1 2841	5 683		
54 FRANCE	9 642	2 345	1 2919	3 866		
55 GERMANY W	4 42	274	6 019	2 571		
67 ITALY			1 00940	2 5098		
73 NETHRLNDS	132	69	9 818	3 061		
85 SWEDEN			1 0997	4 062		
516 HONG KONG			6 111	3 76		
519 INDIA	1 926	533	1 2621	1 768		
559 JAPAN	6 5945	7 847	1 287598	1 93087		
614 AUSTRALIA	1 668	750	9 1296	3 1388		
867 HAITI	742	350	6 040	4 279		
990 U STATES	2 01933	7 8732	1 406651	5 43958		
	3 46721	1 03236	4 190859	1 072121		
CURTAINS N O P						3557
1 U KINGDOM				4 924		
67 ITALY		1 348		2 067		
85 SWEDEN				1 066		
559 JAPAN				1 591		
990 U STATES		1 2033		1 16368		
		1 3381		1 26016		
HAT BRAIDS NOT OVER 6 INCHES					3559	
67 ITALY		2 718		1 5245		
86 SWITZRLND		3 6374		2 31317		
559 JAPAN				7 671		
990 U STATES		7 330		4 5450		
		4 6422		2 99683		
HAT SWEATS CAP PEAKS AND BANDS					3560	
1 U KINGDOM		1 775		1 0737		
44 BELG LUX		1 558		5 821		
67 ITALY		3 81		1 517		
516 HONG KONG				1 861		
559 JAPAN				1 8283		
990 U STATES		3 5083		4 32519		
		3 8797		4 70738		
HOODS AND SHAPES OF FUR FELT	DOZ				3561	
1 U KINGDOM	215	5 766	5 260	1 31392		
43 AUSTRIA			313	1 2439		
54 FRANCE	287	5 446	3 465	7 4232		
55 GERMANY W			112	1 679		
67 ITALY	386	6 135	1 7725	2 95132		
86 SWITZRLND			289	6 773		
246 CZECHO S	1 879	3 0228	1 8683	2 73854		
990 U STATES	3	85	1 460	2 5045		
	2 770	4 7660	4 7307	8 20546		
HOODS AND SHAPES KNITTED	DOZ				3563	
54 FRANCE	502	3 061	1 558	1 1468		
67 ITALY	2 036	1 5037	1 2000	7 7078		
86 SWITZRLND	637	9 653	2 908	4 4918		
246 CZECHO S			276	4 214		
516 HONG KONG	225	1 415	5 874	4 1268		
553 CHINA COM			5 742	4 4375		
556 INDONESIA			1 0200	2 782		
559 JAPAN	2 277	7 466	1 8330	6 6007		
578 TAIWAN	250	8 58	3 821	2 5566		
614 AUSTRALIA			700	8 796		
763 ECUADOR	50	3 59	6 48	5 071		
874 MEXICO	576	1 229	4 871	7 383		
990 U STATES	1 811	1 4633	1 6374	1 29532		
	8 364	5 3711	8 3302	4 68458		
HOODS AND SHAPES N D P	DOZ				3564	
1 U KINGDOM			57	936		
54 FRANCE	110	1 153	121	1 442		
67 ITALY	270	2 913	3 106	3 1641		
86 SWITZRLND	434	7 587	1 669	2 5092		
246 CZECHO S			837	1 4700		
559 JAPAN			578	2 515		
874 MEXICO			1 300	1 014		
990 U STATES	1 162	5 973	1 1157	9 3511		
	1 976	1 7626	1 8825	1 70851		
SURGICAL DRESSINGS					3566	
1 U KINGDOM		5 1185		4 49008		
44 BELG LUX		1 289		2 545		
49 DENMARK				3 24		

IMPORTS INTO CANADA FOR CONSUMPTION

Commodities and Countries from which Imported	MONTH OF NOVEMBER 1960		ELEVEN MONTHS ENDED NOVEMBER 1960		Class Number
	Quantities	Values (\$)	Quantities	Values (\$)	
55 GERMANY W		3977		42577	
73 NETHRLNDS		307		307	
559 JAPAN				72	
990 U STATES		89241		648676	
ELASTIC WEBBING WOVEN FOR MFRS		145999		1143509	
1 U KINGDOM	LB				3567
43 AUSTRIA	2118	1323	5339	7745	
54 FRANCE	60	133	109	234	
55 GERMANY W			1215	4548	
67 ITALY	103	281	1706	4408	
73 NETHRLNDS	460	1319	3540	7405	
559 JAPAN			610	1021	
990 U STATES	22837	17801	138286	108812	
	3865	10463	56984	130104	
	29443	31320	207789	264277	
ELASTIC WEBBING WOVEN N O P	LB				3568
1 U KINGDOM	7041	5049	21927	23134	
43 AUSTRIA			123	308	
44 BELG LUX			1669	2522	
55 GERMANY W	1064	2066	7948	15506	
67 ITALY	1374	3115	22638	41763	
73 NETHRLNDS			1305	2780	
559 JAPAN	1894	2154	179093	136581	
990 U STATES	20647	48716	144006	338149	
	32020	61100	378709	560743	
CORDED RIBBONS FOR MENS HATS	LB				3570
55 GERMANY W			24	176	
559 JAPAN			120	525	
990 U STATES	2904	14074	22425	114306	
	2904	14074	22569	115007	
FIBRE OR TEXTILE PRODUCTS NOP					3573
1 U KINGDOM		459		4218	
67 ITALY		151		15111	
86 SWITZRLND		114		502	
516 HONG KONG				69	
559 JAPAN				2059	
990 U STATES		11855		119646	
		12579		141605	
BRAIDED CORD 1 IN CIRC OR LESS	LB				3574
1 U KINGDOM	478	215	5016	3801	
85 SWEDEN			576	272	
990 U STATES	8045	7162	58205	47527	
	8523	7377	63797	51600	
ELASTIC WEBBING BRAIDED	LB				3576
1 U KINGDOM	82	244	3705	7338	
54 FRANCE			400	1556	
55 GERMANY W	552	1466	3731	7601	
67 ITALY			4372	7693	
73 NETHRLNDS			1105	2476	
355 ISRAEL			1100	1843	
516 HONG KONG	3420	2758	3420	2758	
559 JAPAN	50537	39145	476979	353466	
990 U STATES	11544	24605	92199	203762	
	66135	68218	587011	588493	

IMPORTS INTO CANADA FOR CONSUMPTION

Commodities and Countries from which Imported	MONTH OF NOVEMBER 1960		ELEVEN MONTHS ENDED NOVEMBER 1960		Class Number
	Quantities	Values (\$)	Quantities	Values (\$)	
<u>GROUP 4</u>					
<u>WOOD WOOD PRODUCTS AND PAPER</u>					
CANE REED OR RATTAN					4002
55 GERMANY W				5175	
73 NETHRLNDS				122	
516 HONG KONG		1508		7628	
519 INDIA		299		15720	
524 MALAYA		372		3992	
559 JAPAN				2989	
567 PHIL				591	
990 U STATES		255		10949	
		2434		47166	
OSIERS WILLOWS AND BAMBOOS					4003
516 HONG KONG				1102	
519 INDIA				2690	
545 BURMA				200	
559 JAPAN		51		7929	
744 ARGENTINA				3296	
990 U STATES				10352	
		51		25569	
CORKWOOD UNMANUFACTURED					4011
78 PORTUGAL		341		25948	
82 SPAIN				1106	
990 U STATES				10189	
		341		37243	
HICKORY BILLETS					4022
990 U STATES		1646		90347	
		1646		90347	
POLES TELEGRAPH AND PILING					4024
614 AUSTRALIA	NO		96	4372	
990 U STATES		3405	71005	1971934	
		3405	71101	1976306	
RAILWAY TIES					4025
990 U STATES	NO	2423	557439	2490754	
		2423	557439	2490754	
LOGS ROUND UNMANUFACTURED NOP					4026
990 U STATES	M FT	8328	157014	8596325	
		8328	157014	8596325	
HANDLE SHINGLE BOLTS FELDES					4032
990 U STATES		3088		5573	
		3088		5573	
HUB LAST WAGON OAR GUN BLOCKS					4033
53 FINLAND				4025	
990 U STATES		53825		612483	
		53825		616508	
TEAK AMARANTH TROPICAL WOODS					4041
1 U KINGDOM		1365		3966	
49 DENMARK				891	
55 GERMANY W				5317	
73 NETHRLNDS				34612	
414 GHANA		31066		53819	
454 FR EQ AFR				3132	
516 HONG KONG				16667	
524 MALAYA				32947	
529 B E I NES				5265	
545 BURMA				9862	
559 JAPAN				7885	
567 PHIL				5410	
583 THAILAND		8722		53847	
614 AUSTRALIA				20345	
716 B GUIANA				12764	
752 BRAZIL		7275		11566	
755 CHILE				1706	
763 ECUADOR		743		1896	
855 DOM REP				117	
864 GUATEMALA				10968	
879 NICARAGUA				4915	
990 U STATES		18356		206866	
		67527		504763	
ASH WHITE					4042
990 U STATES	M FT	150	1428	230436	
		150	1428	230436	
CEDAR					4043
817 B HOND	M FT	1	1	265	
990 U STATES		279	3670	462862	
		280	3671	463127	
FIR					4045
990 U STATES	M FT	4514	48819	4744403	
		4514	48819	4744403	
GUMWOOD					4046
990 U STATES	M FT	3	321	61820	
		3	321	61820	
HEMLOCK					4047
990 U STATES	M FT	643	6916	543673	
		643	6916	543673	
HICKORY					4048
990 U STATES	M FT	8	110	19710	
		8	110	19710	
MAHOGANY					4049
73 NETHRLNDS	M FT		59	28952	
414 GHANA		468	1050	144286	

IMPORTS INTO CANADA FOR CONSUMPTION

Commodities and Countries from which Imported		MONTH OF NOVEMBER 1960		ELEVEN MONTHS ENDED NOVEMBER 1960		Class Number
		Quantities	Values (\$)	Quantities	Values (\$)	
418	NIGERIA			110	23990	
457	FR W AFR	77	16179	102	20321	
462	FR AF NES			147	21789	
516	HONG KONG	14	3241	54	8554	
524	MALAYA			13	937	
529	B E I NES			127	15600	
559	JAPAN	539	84149	4026	710088	
567	PHIL	81	14411	1206	205232	
578	TAIWAN	20	2783	487	79217	
758	COLOMBIA	340	51718	1792	251291	
817	B HOND	91	25918	124	32728	
869	HONDURAS			126	38172	
883	PANAMA			4	1248	
990	U STATES	136	30630	1955	493991	
OAK		1766	302831	11382	2076396	4050
559	JAPAN			65	17285	
990	U STATES	4192	504219	42693	5312852	
PINE SOUTHERN YELLOW OR PITCH		4192	504219	42758	5330137	4051
879	NICARAGUA	29	5924	29	5924	
990	U STATES	254	48689	3649	659753	
PINE WHITE OR OTHER N O P		283	54613	3678	665677	4052
752	BRAZIL			500	78430	
990	U STATES	1626	163788	20632	1967479	
POPLAR		1626	163788	21132	2045909	4053
990	U STATES	127	16921	2889	330937	
REOWOOD		127	16921	2889	330937	4054
990	U STATES	1384	228812	16923	2779005	
WALNUT		1384	228812	16923	2779005	4055
414	GHANA			8	1575	
990	U STATES	619	175917	5022	1612964	
LUMBER AND TIMBER HARDWOOD NOP		619	175917	5030	1614539	4056
559	JAPAN			157	26169	
990	U STATES	1718	195394	21545	2468540	
LUMBER AND TIMBER N O P		1718	195394	21702	2494709	4057
85	SWEDEN			55	1375	
990	U STATES	126	8501	4599	497409	
HARDWOOD FLOORING		126	8501	4654	498784	4058
1	U KINGDOM	3	2360	4	2437	
559	JAPAN	50	6098	317	38008	
990	U STATES	847	111137	11101	1534877	
PINE PONDEROSA AND SUGAR		900	119595	11422	1575322	4059
990	U STATES	2786	261989	22728	2495717	
PLYWOOD HARDWOOD		2786	261989	22728	2495717	4067
1	U KINGDOM			436336	41093	
43	AUSTRIA			5671	607	
49	DENMARK			11902	2330	
53	FINLAND	330351	24337	2007164	135122	
54	FRANCE	182583	16604	985360	83105	
55	GERMANY W	9071	1707	1222083	105205	
67	ITALY	29167	2486	79606	7926	
73	NETHRLNDS	1800	183	734241	79411	
78	PORTUGAL			279043	21369	
82	SPAIN	35439	3123	88733	7322	
287	U S S R			2978444	115815	
288	YUGO SLAV	22144	3788	44480	7306	
355	ISRAEL			341859	29454	
414	GHANA	4656	468	4656	468	
418	NIGERIA			18074	1713	
454	FR EQ AFR	548886	38403	1922240	147108	
524	MALAYA			351118	28177	
553	CHINA COM			38134	2688	
559	JAPAN	3989915	278411	41156082	3246388	
567	PHIL			16000	1452	
578	TAIWAN	292262	15320	5519529	322797	
614	AUSTRALIA			16380	2767	
990	U STATES	348397	52428	2321256	434620	
PLYWOOD SOFTWOOD		5794671	437258	60578391	4824243	4069
55	GERMANY W			92598	3701	
67	ITALY			28800	2712	
85	SWEDEN			29894	1891	
277	POLAND	98612	4131	98612	4131	
578	TAIWAN			12800	1391	
990	U STATES	335909	30192	4569084	294481	
LATHS		434521	34323	4831788	308307	4071
990	U STATES			10	229	
SHINGLES OF WOOD				10	229	4074
990	U STATES	320	2959	10821	78151	
VENEERS OF ROSEWOOD ETC		320	2959	10821	78151	4075
1	U KINGDOM				307	
44	BELG LUX		429		12104	
54	FRANCE		62463		126415	

IMPORTS INTO CANADA FOR CONSUMPTION

Commodities and Countries from which Imported	MONTH OF NOVEMBER 1960		ELEVEN MONTHS ENDED NOVEMBER 1960		Class Number
	Quantities	Values (\$)	Quantities	Values (\$)	
55 GERMANY W				349081	
73 NETHRLNDS				6047	
85 SWE DEN				3182	
449 BEL CONGO		43401		113184	
559 JAPAN				16315	
567 PHIL		27183		73323	
752 BRAZIL				97	
990 U STATES		16841		248280	
VENEERS OF WOOD N O P		150317		948335	4076
1 U KINGDOM				2071	
49 DENMARK				1532	
54 FRANCE		248		8427	
55 GERMANY W		5908		20579	
67 ITALY				496	
86 SWITZRLND				653	
449 BEL CONGO		36939		120929	
454 FR EQ AFR				26121	
545 BURMA				26366	
559 JAPAN				3656	
990 U STATES		180851		1688370	
VENEERS OF WOOD TAPED JOINTED		223946		1899200	4077
49 DENMARK				989	
559 JAPAN				2427	
567 PHIL				2455	
583 THAILAND		3046		3046	
990 U STATES		3333		74600	
VENEERS AUSTRALIAN BLACKWOOD				63517	4078
1 U KINGDOM				429	
990 U STATES		951		61957	
PLYWOOD FACED WITH METAL				62386	4079
55 GERMANY W				8639	
990 U STATES		8956		54892	
PULPWOOD		8956		63531	4083
990 U STATES	CORO				
SAWDUST AND WOOD FLOUR	6011	93476	214844	3552783	4084
76 NORWAY	6011	93476	214844	3552783	
990 U STATES				2937	
WOOD UNMANUFACTURED N O P		37528		366515	4085
44 BELG LUX				8697	
990 U STATES		5641		54194	
BARRELS EMPTY		5641		62891	4091
54 FRANCE	N O		129	516	
990 U STATES		48142	141635	356168	1033200
STAVES OAK SAWN SPLIT OR CUT		48142	141635	356297	1033716
990 U STATES	M	328	75946	2635	708507
STAVES N O P		328	75946	2635	708507
1 U KINGDOM	M			5	247
990 U STATES		106	6725	1141	61904
HOOPS HEADS AND LINERS OF WOOD		106	6725	1146	62151
1 U KINGDOM				138	138
990 U STATES				26923	219036
CORK SLABS BOARDS TILES N O P				27061	219174
1 U KINGDOM				607	15390
49 DENMARK				2832	24035
55 GERMANY W					289
78 PORTUGAL				47029	177829
82 SPAIN				75908	320735
473 MOROCCO				9380	34660
990 U STATES				5565	88939
CORKS THREE FOURTHS IN OR LESS		141321		661877	4102
78 PORTUGAL	LB				
990 U STATES		112	167	2367	3975
CORKS OVER THREE FOURTHS INCH		587	641	2953	2697
1 U KINGDOM	LB				
78 PORTUGAL		699	808	5320	6672
82 SPAIN				780	656
990 U STATES		4492	5856	47776	54238
CORK SLABS BOARDS FOR MFRS				4486	10175
55 GERMANY W				2961	4650
78 PORTUGAL				56003	69719
82 SPAIN					1563
473 MOROCCO					829181
990 U STATES		67735			222463
MANUFACTURES OF CORKWOOD N O P					30260
1 U KINGDOM					589143
55 GERMANY W					136268
73 NETHRLNDS					1672610
78 PORTUGAL					
82 SPAIN					
990 U STATES					
1 U KINGDOM		524		40184	4105
55 GERMANY W				890	
73 NETHRLNDS		1866		40459	
78 PORTUGAL		2951		13309	
82 SPAIN		2842		6903	
990 U STATES		12878		105789	
		21061		207534	

IMPORTS INTO CANADA FOR CONSUMPTION

Commodities and Countries from which Imported	MONTH OF NOVEMBER 1960		ELEVEN MONTHS ENDED NOVEMBER 1960		Class Number
	Quantities	Values (\$)	Quantities	Values (\$)	
BILLETS OF WOOD FOR BATS 990 U STATES		9705		101531	4112
		9705		101531	
WOOD HANDLES FOR AGRIC IMPL 990 U STATES		102425		421745	4114
		102425		421745	
HANDLES OF WOOD N O P 1 U KINGDOM 49 DENMARK 54 FRANCE 55 GERMANY W 85 SWEDEN 559 JAPAN 990 U STATES		50 69 1932		3126 109 69 7297 2975 318	4118
		15723		211052	
		17774		224946	
SHAFTS OR HEADS FOR GOLF CLUBS 990 U STATES		5713		34895	4119
		5713		34895	
LASTS OF WOOD 55 GERMANY W 990 U STATES		111 2174		1471 33817	4120
		2285		35288	
WALKING STICKS AND CANES 1 U KINGDOM 55 GERMANY W 67 ITALY 559 JAPAN 990 U STATES		1463 277		18813 1428 305 2217 3761	4125
		807		3761	
		2547		26524	
SULPHITE PULP BL DISSOLVING 427 UN SO AFR 990 U STATES	CWT 34448 14256 48704	259220 126520 385740	52554 95620 148174	400443 838221 1238664	4130
SULPHITE PULP UNBLEACHED 85 SWEDEN 990 U STATES	CWT 1097 49721 50818	5713 303746 309459	1097 480745 481842	5713 2909831 2915544	4132
SULPHITE PULP BLEACHED N O P 990 U STATES	CWT 23121 23121	140256 140256	231863 231863	1455164 1455164	4133
SULPHATE OR KRAFT PULP 85 SWEDEN 990 U STATES	CWT 12235 18171 30406	59195 143780 202975	53985 265032 319017	255562 2131365 2386927	4134
WOOD PULP MECHANICAL 990 U STATES	CWT 407 407	1834 1834	2106 2106	6510 6510	4135
PULP OF STRAW OR VEG FIBRE NOP 1 U KINGDOM 990 U STATES	CWT 140 16990 17130	3435 147732 151167	245 150838 151083	6198 1234417 1240615	4136
BOBBINS SHUTTLES AND SPOOLS 1 U KINGDOM 55 GERMANY W 86 SWITZRLND 990 U STATES		1732		5697 3133 2336	4141
		21032		187694	
		22764		198860	
CASKETS COFFINS AND METAL PTS 990 U STATES		48254		495043	4142
		48254		495043	
CHARCOAL MADE FROM WOOD 1 U KINGDOM 990 U STATES	TON 101 36 137	21922 3099 25021	101 3607 3708	21922 330976 352898	4143
CHURNS N O P WASHBOARDS 1 U KINGDOM 49 DENMARK 55 GERMANY W 85 SWEDEN 288 YUGO SLAV 559 JAPAN 990 U STATES		345 397		1304 1552 2076 1582 1162 604	4144
		858		22447	
		1600		30727	
CLOTHES PINS AND PARTS 1 U KINGDOM 49 DENMARK 55 GERMANY W 73 NETHRLNDS 85 SWEDEN 246 CZECHO S 277 POLAND 516 HONG KONG 990 U STATES	GROSS 1000 3000 3600 1000 2500 1500 1000	435 912 2493 360 761 384 385	6907 50355 990 26100 23710 2000 2500 3125 2060	4234 17056 730 10679 7742 457 761 982 2113	4145
		13600	117747	44754	
CRUTCHES OR STAFFS 1 U KINGDOM 43 AUSTRIA 55 GERMANY W 990 U STATES		1633		52 165 693 33332	4146
		1633		34242	
DOORS WOOD 6 FT X 2 FT OR OVER 1 U KINGDOM 55 GERMANY W 578 TAIWAN 990 U STATES	NO 1675	6112	4941 770 4546 14556	20356 3614 22335 322862	4148
		1266		322862	
		2941	24813	369167	

IMPORTS INTO CANADA FOR CONSUMPTION

Commodities and Countries from which Imported	MONTH OF NOVEMBER 1960		ELEVEN MONTHS ENDED NOVEMBER 1960		Class Number
	Quantities	Values (\$)	Quantities	Values (\$)	
FIBRE AND MANUFACTURES N O P					4150
1 U KINGDOM		395		12808	
54 FRANCE		6764		92697	
55 GERMANY W		172		1691	
67 ITALY				4926	
85 SWEDEN				1448	
258 GERMANY E				3214	
559 JAPAN				2006	
990 U STATES		62669		801471	
		70000		920261	
FURNITURE MAINLY OF WOOD					4151
1 U KINGDOM		20542		204428	
43 AUSTRIA				14724	
44 BELG LUX		4753		22424	
49 DENMARK		154899		975101	
53 FINLAND		332		9146	
54 FRANCE		8083		61501	
55 GERMANY W		26589		227900	
67 ITALY		17577		140853	
73 NETHRLNDS		7388		58807	
76 NORWAY		14073		97449	
78 PORTUGAL		4520		15386	
82 SPAIN		3425		17374	
85 SWEDEN		18948		229154	
86 SWITZRLND		50		5670	
246 CZECHO S		6717		97266	
277 POLAND				27082	
288 YUGO SLAV		8705		89222	
363 LEBANON				482	
385 UAR EGYPT				200	
415 KENYA		332		614	
473 MOROCCO				219	
516 HONG KONG		5014		223300	
519 INDIA		659		3954	
524 MALAYA				60	
553 CHINA COM				1297	
559 JAPAN		15799		205157	
774 PERU				453	
824 JAMAICA				321	
874 MEXICO				2897	
990 U STATES		639159		7104124	
		957564		9836565	
MATCHES OF WOOD					4152
1 U KINGDOM				457	
53 FINLAND		936		2842	
55 GERMANY W				1445	
67 ITALY		218		2688	
76 NORWAY		327		963	
85 SWEDEN		3909		59134	
246 CZECHO S		2000		6914	
277 POLAND		1327		1789	
288 YUGO SLAV				1493	
559 JAPAN				1523	
990 U STATES		2191		49171	
		10908		128419	
MOULOINGS OF WOOD					4153
53 FINLAND				621	
55 GERMANY W		214		3153	
67 ITALY		319		4545	
73 NETHRLNDS		490		3294	
76 NORWAY				2208	
559 JAPAN		293		6791	
578 TAIWAN				57	
990 U STATES		9090		100929	
		10406		121598	
SKIS RACQUETS AND FRAMES BATS					4154
1 U KINGDOM		1642		34588	
43 AUSTRIA		90041		309201	
44 BELG LUX		1303		12163	
49 DENMARK				1491	
53 FINLAND				960	
54 FRANCE		306		112205	
55 GERMANY W		48337		219482	
67 ITALY		6768		44094	
73 NETHRLNDS		114		31808	
76 NORWAY		3432		20807	
85 SWEDEN		16825		63878	
86 SWITZRLND		8890		32283	
246 CZECHO S		762		762	
288 YUGO SLAV		32972		128102	
516 HONG KONG		404		1972	
519 INDIA				1510	
527 PAKISTAN		953		33476	
559 JAPAN		27008		347822	
614 AUSTRALIA				6014	
990 U STATES		65250		338145	
		305007		1740763	
WINDOW SASH OF WOOD					4155
990 U STATES		5555		110540	
		5555		110540	
WOOD BOXES CRATES AND SHOOKS					4156
1 U KINGDOM		34017		95242	
54 FRANCE		554		2318	
55 GERMANY W				1467	
59 GREECE				279	
67 ITALY		90		603	

IMPORTS INTO CANADA FOR CONSUMPTION

Commodities and Countries from which Imported	MONTH OF NOVEMBER 1960		ELEVEN MONTHS ENDED NOVEMBER 1960		Class Number
	Quantities	Values (\$)	Quantities	Values (\$)	
73 NETHRLNDS		3 329		3 329	4157
76 NORWAY				1 220	
82 SPAIN		8 22		3 379	
85 SWEDEN		4 22		2 242	
288 YUGO SLAV		1 257		1 1286	
559 JAPAN		4 35		8 013	
990 U STATES		5 6360		3 82292	
		9 7286		5 11670	
MANUFACTURES OF WOOD N O P					
1 U KINGDOM		2 4606		1 93832	
43 AUSTRIA				2 613	
44 BELG LUX		6 5		4 092	
49 DENMARK		3 468		2 5879	
53 FINLAND				2 18	
54 FRANCE		1 537		4 2562	
55 GERMANY W		1 8668		1 40315	
67 ITALY		9 153		5 9948	
73 NETHRLNDS		2 238		1 1027	
76 NORWAY				2 211	
82 SPAIN				8 72	
85 SWEDEN		1 803		3 0442	
86 SWITZRLND		5 28		1 987	
246 CZECHO S		1 140		8 771	
258 GERMANY E				6 78	
277 POLAND				3 828	
287 U S S R				2 187	
288 YUGO SLAV		1 523		3 2775	
355 ISRAEL				2 40	
415 KENYA				1 873	
425 TANGANYKA				1 556	
427 UN SO AFR				6 3	
516 HONG KONG		2 933		3 4018	
519 INDIA				2 864	
527 PAKISTAN		1 72		5 00	
553 CHINA COM		5 4		3 20	
559 JAPAN		3 9709		4 93077	
578 TAIWAN		4 05		1 1962	
614 AUSTRALIA				1 438	
777 SURINAM		5 00		4 3697	
848 CUBA				5 9	
867 HAITI				3 70	
874 MEXICO		8 54		3 152	
990 U STATES		3 18648		4 030766	
		4 28004		5 190192	
BOWLS TRAYS AND DISHES OF WOOD					
1 U KINGDOM		1 75		2 274	4158
43 AUSTRIA		2 02		3 40	
44 BELG LUX		1 79		1 79	
49 DENMARK		2 984		1 8380	
54 FRANCE		1 49		1 4233	
55 GERMANY W		1 193		8 330	
67 ITALY		1 159		5 547	
76 NORWAY				1 90	
85 SWEDEN		1 064		1 2113	
86 SWITZRLND		1 38		6 82	
246 CZECHO S				9 62	
288 YUGO SLAV				3 338	
516 HONG KONG		1 53		7 015	
519 INDIA				5 79	
553 CHINA COM				6 4	
559 JAPAN		1 6640		1 57202	
867 HAITI		4 26		4 095	
990 U STATES		1 1878		7 0435	
		3 6340		3 05958	
PLAYING CARD STOCK	LB				4159
990 U STATES			3 20174	7 2485	
			3 20174	7 2485	
CARD STOCK BRISTOL BOARD N O P	LB				4161
1 U KINGDOM	600	1 41	1 6156	2 637	
55 GERMANY W	8 44	4 01	9 7764	3 4431	
73 NETHRLNDS			2 1083	3 722	
990 U STATES	2 21582	4 9374	3 107667	6 55350	
	2 23026	4 9916	3 242670	6 96140	
CHIPBOARD NEWS BOARD	LB				4162
1 U KINGDOM			1 420	9 88	
44 BELG LUX			7 1024	5 799	
55 GERMANY W			5 25982	1 6899	
73 NETHRLNDS			1 9975	8 39	
990 U STATES	2 889476	2 52740	2 4545073	2 112841	
	2 889476	2 52740	2 5163474	2 137366	
LEATHER BOARD LEATHEROID MFRS	LB				4163
1 U KINGDOM	6 9576	1 9237	3 99809	8 1797	
54 FRANCE	1 94024	4 4333	7 02042	1 69752	
55 GERMANY W	1 9982	3 925	6 9611	1 6401	
67 ITALY			1 8469	6 994	
990 U STATES	2 194	1 191	6 2839	3 2288	
	2 85776	6 8686	1 252770	3 07232	
MILLBOARD AND BINDERS BOARD	LB				4164
1 U KINGDOM			3 0934	5 971	
990 U STATES	2 27744	1 9906	2 927993	2 72130	
	2 27744	1 9906	2 958927	2 78101	
PULPBOARD FOR MFR OF WALLBOARD	LB				4165
990 U STATES	3 612500	1 58415	2 5490212	1 175651	
	3 612500	1 58415	2 5490212	1 175651	
PULPBOARD TO WRAP ROLLS PAPER	LB				4166
990 U STATES	7 35936	5 3486	9 803483	6 79872	
	7 35936	5 3486	9 803483	6 79872	

IMPORTS INTO CANADA FOR CONSUMPTION

Commodities and Countries from which Imported	MONTH OF NOVEMBER 1960		ELEVEN MONTHS ENDED NOVEMBER 1960		Class Number
	Quantities	Values (\$)	Quantities	Values (\$)	
BUILDING AND INSULATING BOARD	LB				4169
1 U KINGDOM	903	209	87222	15023	
43 AUSTRIA			300707	5555	
53 FINLAND	686439	32946	8469796	353838	
54 FRANCE	16925	2417	142287	7561	
55 GERMANY W			22715	3705	
76 NORWAY	1126513	38650	3620807	131252	
82 SPAIN	70393	2590	70393	2590	
85 SWEDEN	1796444	75585	10617001	447633	
277 POLAND			76766	1269	
990 U STATES	2033416	230677	32342925	3557455	
	5731033	383074	55750619	4525881	
PULPBOARD OTHER FIBRE BOARD NOP	LB				4170
1 U KINGDOM	5582	1798	74314	15967	
44 BELG LUX			16665	1444	
49 DENMARK	1157	104	2541	259	
53 FINLAND			37196	2899	
55 GERMANY W			11553	2241	
67 ITALY			7191	759	
73 NETHRLNDS			20000	900	
85 SWEDEN	1430	685	39033	10005	
990 U STATES	752853	134779	9871831	1684110	
	761022	137366	10080324	1718584	
ELECTRIC INSULATING PRESSBOARD	LB				4171
1 U KINGDOM	1021	370	86949	21146	
85 SWEDEN			70423	12576	
86 SWITZRLND			43980	8798	
990 U STATES	116304	28377	952262	227091	
	117325	28747	1153614	269611	
ROOFING FELT NOT COATED	LB				4172
990 U STATES	2067918	65635	18026241	562881	
	2067918	65635	18026241	562881	
PRESSBOARD N O P	LB				4173
1 U KINGDOM	3048	702	11765	3250	
85 SWEDEN			37560	6441	
990 U STATES	437949	58511	3724359	534443	
	440997	59213	3773684	544134	
SHOEBOARDS	LB				4174
1 U KINGDOM	94076	19726	373552	68506	
44 BELG LUX	82401	15908	480712	94975	
54 FRANCE	5020	996	19814	4340	
55 GERMANY W	31149	6852	148514	29970	
67 ITALY	6701	1164	6701	1164	
990 U STATES	117001	36752	957765	297259	
	336348	81398	1987058	496214	
PAPERBOARD FOR SHOEBOARDS	LB				4175
990 U STATES	105647	16529	578997	91749	
	105647	16529	578997	91749	
GYP SUM BOARD LATH ROCK LATH	LB				4176
990 U STATES	5830	172	480843	12949	
	5830	172	480843	12949	
LINER BOARD	LB				4177
1 U KINGDOM			21544	1357	
44 BELG LUX			18384	1501	
990 U STATES	2031927	157514	17989385	1211114	
	2031927	157514	18029313	1213972	
CORRUGATING CONTAINR BOARD NOP	LB				4178
990 U STATES	2570884	142012	24390500	1350837	
	2570884	142012	24390500	1350837	
SOLID BLEACHED BOARD	LB				4180
990 U STATES	1474694	148313	18424258	1801120	
	1474694	148313	18424258	1801120	
BOOK PAPER FOR PERIODICALS	LB				4181
1 U KINGDOM			6775	1478	
990 U STATES	59332	9017	961041	114467	
	59332	9017	967816	115945	
BOOK PRINTING LITHO PAPER NOP	LB				4182
1 U KINGDOM	6648	1001	70229	17654	
67 ITALY	270	120	2791	1186	
73 NETHRLNDS			13495	3212	
990 U STATES	318344	82308	3244981	708856	
	325262	83429	3331496	730908	
BOOK PRINTING PAPER COATED NOP	LB				4183
1 U KINGDOM	340	121	8627	2753	
990 U STATES	443720	126137	4842466	1371483	
	444060	126258	4851093	1374236	
COATED PAPERS FOR PERIODICALS	LB				4184
85 SWEDEN			13807	2435	
990 U STATES	720767	101840	6104436	799458	
	720767	101840	6118243	801893	
CDVER PAPERS NOT PASTED COATED	LB				4185
1 U KINGDOM	20636	8543	84761	40741	
990 U STATES	40334	11609	526834	142258	
	60970	20152	611595	182999	
COVER PAPERS PASTED COATED	LB				4186
1 U KINGDOM	3178	2081	11407	6766	
990 U STATES	24359	8748	472079	154470	
	27537	10829	483486	161236	
SURFACE COATED PAPER N O P	LB				4187
1 U KINGDOM	124453	76196	881724	472603	
54 FRANCE	206	115	515	321	
55 GERMANY W	454	252	56576	33433	
73 NETHRLNDS			548	241	
76 NORWAY	207	1012	471	1392	
85 SWEDEN			400	223	
990 U STATES	300142	157256	2079130	1288756	
	425462	234831	3019364	1796969	

IMPORTS INTO CANADA FOR CONSUMPTION

Commodities and Countries from which Imported	MONTH OF NOVEMBER 1960		ELEVEN MONTHS ENDED NOVEMBER 1960		Class Number
	Quantities	Values (\$)	Quantities	Values (\$)	
CARBON PAPER	LB				4188
1 U KINGDOM	9139	8994	74191	83407	
43 AUSTRIA	3951	2109	20238	13624	
54 FRANCE			3252	1261	
990 U STATES	61369	42463	530924	328707	
	74459	53566	628605	426999	
WAXED PAPER FOR WRAPPING	LB				4190
1 U KINGDOM			7520	3690	
55 GERMANY W			1979	1194	
990 U STATES	47757	16593	931306	387151	
	47757	16593	940805	392035	
GREASEPROOF AND GLASSINE PAPER	LB				4191
990 U STATES	31813	10492	397172	116931	
	31813	10492	397172	116931	
TISSUE WRAPPING PAPER	LB				4192
43 AUSTRIA	3986	733	3986	733	
55 GERMANY W			639	250	
76 NORWAY			21592	3669	
990 U STATES	27534	5926	479256	104536	
	31520	6659	505473	109188	
VEGETABLE PARCHMENT PAPER	LB				4193
1 U KINGDOM			78403	16882	
990 U STATES	5450	2089	122708	42519	
	5450	2089	201111	59401	
WRAPPING PAPER KRAFT	LB				4195
990 U STATES	312534	37746	3732063	444358	
	312534	37746	3732063	444358	
WRAPPING PAPER OILED COATED	LB				4196
1 U KINGDOM			21010	3699	
85 SWEDEN			10841	1342	
990 U STATES	72271	28896	1294581	418786	
	72271	28896	1326432	423827	
WRAPPING PAPER ALL KINDS N O P	LB				4197
1 U KINGDOM			37634	7394	
53 FINLAND	122609	13090	707071	73623	
76 NORWAY	20075	2624	111495	14407	
85 SWEDEN	1563	217	1563	217	
990 U STATES	169362	47072	1595582	378832	
	313609	63003	2453345	474473	
DUPLEX BACKING PAPER	LB				4198
990 U STATES	57635	32695	660869	330340	
	57635	32695	660869	330340	
WRAPPER SHEETS AND HEADS	LB				4200
990 U STATES	79949	7942	2385940	289530	
	79949	7942	2385940	289530	
BOND AND LEDGER PAPERS UN CUT	LB				4201
1 U KINGDOM	744	422	16414	8706	
55 GERMANY W			735	904	
76 NORWAY			453	506	
85 SWEDEN			172	316	
559 JAPAN			579	619	
990 U STATES	89381	21618	3197382	512007	
	90125	22040	3215735	523058	
ENVELOPES	M				4202
1 U KINGDOM	262	925	415	3148	
44 BELG LUX			9	169	
55 GERMANY W	43	134	236	1684	
67 ITALY	10	107	75	682	
73 NETHRLNDS			428	1396	
76 NORWAY	250	371	450	628	
85 SWEDEN			1169	1840	
355 ISRAEL			214	945	
990 U STATES	4221	26978	57042	317154	
	4786	28515	60038	327646	
ONION SKIN AND MANIFOLD PAPER	LB				4203
1 U KINGDOM			11636	4962	
55 GERMANY W			4467	1944	
990 U STATES	51351	31599	941827	494093	
	51351	31599	957930	500999	
BOXED PAPER AND PAPETERIES	LB				4204
1 U KINGDOM	1371	519	13983	11938	
43 AUSTRIA	643	390	804	487	
54 FRANCE	1440	1353	10359	9059	
55 GERMANY W	424	280	2808	1985	
73 NETHRLNDS			1278	773	
85 SWEDEN			17801	6590	
86 SWITZRLND			6864	4812	
990 U STATES	26549	17808	242742	185068	
	30427	20350	303639	220712	
WASTE PAPER	CWT				4209
990 U STATES	44117	114187	488066	1078203	
	44117	114187	488066	1078203	
ELECTRIC CABLE INSULATG PAPER	LB				4210
1 U KINGDOM	10502	2218	56548	12609	
55 GERMANY W			9000	5910	
67 ITALY			26073	3727	
990 U STATES	255916	116633	2753326	1318535	
	266418	118851	2844947	1340781	
PHOTOGRAPHERS PAPERS					4211
1 U KINGDOM		21211		223236	
43 AUSTRIA		1430		4807	
44 BELG LUX		58326		637212	
54 FRANCE		10625		13942	
55 GERMANY W		39364		536985	
67 ITALY		3733		13927	
86 SWITZRLND		3538		11972	

IMPORTS INTO CANADA FOR CONSUMPTION

Commodities and Countries from which Imported	MONTH OF NOVEMBER 1960		ELEVEN MONTHS ENDED NOVEMBER 1960		Class Number
	Quantities	Values (\$)	Quantities	Values (\$)	
990 U STATES		310741		3278371	
BLOTTING PAPER NOT PRINTED	LB	448968		4720452	4212
1 U KINGDOM			6587	1507	
990 U STATES	9224	3216	191146	60008	
CIGARETTE PAPER UNGUMMED	9224	3216	197733	61515	4213
54 FRANCE	LB		31215	10321	
990 U STATES	334115	152931	2668697	1225293	
CIGARETTE PAPERS IN PACKETS	334115	152931	2699912	1235614	4215
1 U KINGDOM	M		71	1213	
54 FRANCE	700	14476	7700	139967	
990 U STATES	11	285	319	10141	
CREPE PAPER DECORATIVE ROLLS	711	14761	8090	151321	4216
990 U STATES	LB				
GUMMED PAPER	166	274	11686	3175	
1 U KINGDOM	166	274	11686	3175	4217
55 GERMANY W	LB				
990 U STATES	7412	3316	125409	37169	
HANGINGS OR WALL PAPER	198	74	198	74	
1 U KINGDOM	220768	107934	2194154	935089	
54 FRANCE	228378	111324	2319761	972332	4218
67 ITALY	LB				
516 HONG KONG	24060	5919	102222	26949	
559 JAPAN	1		300	590	
990 U STATES	54		1208	473	
PAPER FOR SHOT SHELLS GUN WADS	67		380	440	
990 U STATES	516	655	8031	10479	
PAPIERMACHE WARE N O P	559	966	407961	334534	
1 U KINGDOM	990	28037	520102	373465	4219
55 GERMANY W	LB				
67 ITALY	37109	9478	412526	112156	
559 JAPAN	37109	9478	412526	112156	4220
990 U STATES	LB				
PAPER DECALCOMANIA	1		2701	1150	
1 U KINGDOM	55		492	356	
55 GERMANY W	67		1249	841	
67 ITALY	559	774	9412	5429	
559 JAPAN	990	5832	317070	67410	
990 U STATES	27570	6606	330924	75186	4222
PAPER MATRIX FOR PRINTING	LB				
1 U KINGDOM	6566	2180	129933	43733	
73 NETHRLNDS	990	5728	88706	65032	
990 U STATES	12294	10617	218639	108765	4223
PAPER MATTING	LB				
559 JAPAN	2968	502	4118	1355	
990 U STATES	1		5716	1287	
PAPER PHOTO BARYTA COATED	73	54262	1231251	558168	
1 U KINGDOM	990	54764	1241085	560810	4224
990 U STATES	LB				
SHINGLES OF PAPER OR FELT	12157	4175	121775	53977	
990 U STATES	12157	4175	122205	54568	4225
ROOFING SHEATHING PAPER PREPRD	LB				
1 U KINGDDM	212540	97258	2524115	1016933	
990 U STATES	212540	97258	2526370	1019479	4226
TISSUE PAPER N O P	LB				
1 U KINGDOM	43780	1196	198139	9305	
990 U STATES	43780	1196	198139	9305	4227
TOILET PAPER	LB				
1 U KINGDOM	306146	23191	34797	2810	
990 U STATES	306146	23191	3276412	307522	4228
TOWELS AND NAPKINS PLAIN	LB				
49 DENMARK	3132	928	13056	5068	
990 U STATES	151953	26733	1287095	238933	
WAXED STENCIL PAPER	155085	27661	1300151	244001	4229
1 U KINGDOM	LB				
990 U STATES	210684	27241	2476745	298581	
ALL KINDS OF PAPER N O P	210684	27241	2484775	300351	4230
1 U KINGDOM	LB				
44 BELG LUX	97848	19173	1102	431	
54 FRANCE	97848	19173	1018914	206373	
55 GERMANY W	97848	19173	1020016	206804	4231
67 ITALY	LB				
73 NETHRLNDS	100552	82909	485544	396926	
76 NORWAY	43	8673	41609	21243	
559 JAPAN	49	900	5457	4028	
990 U STATES	55	3367	3367	3366	
ALL KINDS OF PAPER N O P	3972	4197	48565	54765	
1 U KINGDOM	123476	96679	584542	480328	4232
44 BELG LUX	LB				
54 FRANCE	22742	7252	420326	79963	
55 GERMANY W	1526	382	2300	621	
67 ITALY	1697	878	4196	1529	
73 NETHRLNDS	6697	1498	5917	2267	
76 NORWAY	4838	1061	483	242	
559 JAPAN	842446	268992	11941	2744	
578 TAIWAN	879946	280063	4838	1061	
990 U STATES			3688	3133	
			3856	1655	
			8123510	2909149	
			8581055	3002364	

IMPORTS INTO CANADA FOR CONSUMPTION

Commodities and Countries from which Imported	MONTH OF NOVEMBER 1960		ELEVEN MONTHS ENDED NOVEMBER 1960		Class Number
	Quantities	Values (\$)	Quantities	Values (\$)	
FACIAL TISSUES HANKERCHIEFS 990 U STATES	LB 368773	63975	4560643	811277	4234
PAPER NAPKINS N O P	LB 4196	1782	54615	24370	4235
1 U KINGDOM	325	158	3448	1569	
43 AUSTRIA	5043	2474	84806	37394	
49 DENMARK	19863	10341	95522	48802	
55 GERMANY W			1781	842	
73 NETHRLNDS			3307	1821	
85 SWEDEN	380	266	11845	9946	
559 JAPAN	37849	16097	538455	200318	
990 U STATES	67656	31118	793779	325062	
CARBONIZING TISSUE PAPER	LB 70459	49911	366414	243868	4236
1 U KINGDOM			27077	8819	
54 FRANCE	345638	74817	3255855	729427	
990 U STATES	416097	124728	3649346	982114	
CABLE INSULATING PAPER N O P	LB 73272	16185	253475	52436	4237
1 U KINGDOM			64549	9690	
67 ITALY			51204	5828	
85 SWEDEN	14393	5811	260509	83841	
990 U STATES	87665	21996	629737	151795	
CASH REGISTER PAPER	LB 3285	1078	133023	32389	4238
990 U STATES	3285	1078	133023	32389	
FILTER PAPER	LB 10080	4300	29134	14281	4239
1 U KINGDOM			424	476	
54 FRANCE	93090	91633	1255392	1094232	
55 GERMANY W	103170	95933	1285370	1109053	
990 U STATES					
TABULATING PAPER AND STOCK	LB 257655	26936	3032758	319018	4240
990 U STATES	257655	26936	3032758	319018	
BAGS AND SACKS OF PAPER	LB 600	80	5659	2232	4241
1 U KINGDOM			264	150	
54 FRANCE			882	587	
55 GERMANY W			2013	576	
67 ITALY			9990	1831	
73 NETHRLNDS			11030	2059	
85 SWEDEN	361789	91861	5660859	1262289	
559 JAPAN	362389	91941	5690697	1269724	
990 U STATES					
PAPER PROTECTORS FOR PLANTS				6274	4242
1 U KINGDOM		519		56702	
990 U STATES		519		62976	
CONTAINERS PAPERBOARD N O P	LB 9496	5320	245857	77359	4243
1 U KINGDOM			5856	2350	
44 BELG LUX			2166	862	
49 DENMARK			1121	1114	
54 FRANCE	280	237	387342	105582	
55 GERMANY W	945	419	10767	2618	
67 ITALY	134	182	2445	1398	
73 NETHRLNDS			1140	627	
85 SWEDEN	3014	635	16401	5732	
559 JAPAN	781994	272155	9894562	3087504	
990 U STATES	795863	278948	10567657	3285146	
MILK BOTTLE CAPS OF PAPER		356		5958	4244
990 U STATES		356		5958	
PAPER TUBES AND CONES FOR YARN	LB 141	54	5164	2165	4245
1 U KINGDOM			10122	10661	
55 GERMANY W	58892	16860	574645	189036	
990 U STATES	59033	16914	589931	201862	
PAPER PATTERNS BOOT AND SHOE		1745		10880	4246
990 U STATES		1745		10880	
TWINE OR YARN OF PAPER	LB 122139	17050	432954	58741	4248
85 SWEDEN	67376	13424	456864	97544	
990 U STATES	189515	30474	889818	156285	
MANUFACTURES OF PAPER N O P		27853		265420	4252
1 U KINGDOM		981		2524	
43 AUSTRIA		640		2051	
44 BELG LUX		1383		16748	
49 DENMARK		278		8285	
54 FRANCE		5928		55483	
55 GERMANY W		191		2217	
67 ITALY		1007		17451	
73 NETHRLNDS		282		3996	
85 SWEDEN		309		6182	
86 SWITZRLND				768	
246 CZECHO S				2152	
258 GERMANY E		319		2569	
516 HONG KONG		8975		85274	
559 JAPAN		631735		6462544	
990 U STATES		679881		6940664	
PAPER CORES	LB 276887	22320	1071	343	4253
1 U KINGDOM			2819348	216689	
990 U STATES	276887	22320	2820419	217032	

IMPORTS INTO CANADA FOR CONSUMPTION

Commodities and Countries from which Imported	MONTH OF NOVEMBER 1960		ELEVEN MONTHS ENDED NOVEMBER 1960		Class Number
	Quantities	Values (\$)	Quantities	Values (\$)	
PAPER CUPS DISHES TABLEWARE					4 25 4
1 U KINGDOM		75		71 64	
559 JAPAN				991	
990 U STATES		43 557		681 407	
		43 632		689 562	
PAPER DOILIES AND LACE PAPER	LB				4 25 5
1 U KINGDOM	17 240	7 688	11 251 8	5 741 7	
49 DENMARK			7 35	4 87	
55 GERMANY W			6 26	2 63	
990 U STATES	3 331 7	1 964 2	4 050 23	2 171 78	
	5 055 7	2 733 0	5 189 02	2 753 45	
PAPER NOVELTIES FLOWERS GAMES					4 25 6
1 U KINGDOM		23 684		131 971	
43 AUSTRIA				83	
49 DENMARK		6 095		98 14	
54 FRANCE				185	
55 GERMANY W				154 83	
67 ITALY				188 4	
73 NETHRLNDS				110	
86 SWITZRLND				118	
258 GERMANY E		134		164 98	
516 HONG KONG		924		278 6	
559 JAPAN		7 941		6 744 5	
990 U STATES		48 281		42 671 4	
		8 740 2		67 309 1	
PAPER PATTERNS N O P					4 25 7
1 U KINGDOM				135	
54 FRANCE				465	
990 U STATES		42 057		50 776 0	
		42 057		50 836 0	
SHIPPING CONTAINERS	LB				4 25 8
1 U KINGDOM	4 520	479	98 007	11 376	
55 GERMANY W			18 658	1 890	
73 NETHRLNDS			574	55	
990 U STATES	6 359 02	71 524	7 218 488	89 634 6	
	6 404 22	72 003	7 335 727	90 966 7	
TRAYS FOR PACKAGING APPLES	LB				4 25 9
990 U STATES	1 821 87	28 498	11 592 00	17 006 4	
	1 821 87	28 498	11 592 00	17 006 4	
PAPER MATCHES					4 26 0
1 U KINGDOM				764	
67 ITALY		2 571		15 253	
559 JAPAN				260	
990 U STATES		18 551		20 845 2	
		21 122		22 472 9	
ADMIRALTY CHARTS MANUSCRIPTS					4 26 2
1 U KINGDOM		222		125 16	
54 FRANCE		487		3100	
86 SWITZRLND		577		4495	
990 U STATES		7 405		5 810 9	
		8 691		7 822 0	
BLUEPRINTS NOP AND HYDRO PLANS					4 26 3
1 U KINGDOM		9 477		13 428 3	
44 BELG LUX				3596	
54 FRANCE		231		4784	
55 GERMANY W		293		3059	
73 NETHRLNDS		136		1600	
76 NORWAY				45 158 2	
85 SWEOEN		111		161	
86 SWITZRLND		280		1160	
990 U STATES		18 654 2		5 225 83 8	
		19 707 0		5 826 063	
MUSIC					4 26 5
1 U KINGDOM		3 270		2 444 5	
54 FRANCE		330		5140	
55 GERMANY W		55		1060	
67 ITALY		58		1405	
262 HUNGARY				110	
990 U STATES		30 298		29 111 2	
		34 011		32 327 2	
NEWSPAPER OR COMIC SECTIONS					4 26 6
990 U STATES		111 498		118 483 4	
		111 498		118 483 4	
MAGAZINES NEWSPAPERS UNBOUND					4 26 7
1 U KINGDOM		14 829		26 238 2	
44 BELG LUX		197		11 258	
54 FRANCE		1186		7 315 5	
55 GERMANY W		3 233		5 467 1	
59 GREECE				125	
67 ITALY		12 525		12 375 3	
73 NETHRLNDS		2 316		82 39	
82 SPAIN				400	
86 SWITZRLNO		680		16 785	
516 HONG KONG		2 470		22 890	
559 JAPAN		425		38 62	
614 AUSTRALIA				216	
744 ARGENTINA				2693	
990 U STATES		22 631 45		25 471 906	
		23 010 06		26 052 335	
PHOTOGRAPHS NEWS ILLUSTRATION					4 26 8
1 U KINGDOM		261		3 888	
54 FRANCE		368		4 248	
67 ITALY				6 007	
422 RHOO NYAS				424	
427 UN SO AFR				336	
519 INDIA				1416	

IMPORTS INTO CANADA FOR CONSUMPTION

Commodities and Countries from which Imported	MONTH OF NOVEMBER 1960		ELEVEN MONTHS ENDED NOVEMBER 1960		Class Number
	Quantities	Values (\$)	Quantities	Values (\$)	
559 JAPAN				800	
824 JAMAICA				384	
990 U STATES		1 365		1 568 7	
		1 994		3 319 0	
PHOTOGRAPHS CHROMOS N O P					4 269
1 U KINGDOM		24 989		140 967	
43 AUSTRIA				486	
44 BELG LUX		98		1 229	
49 DENMARK		50		1 807	
54 FRANCE		811		12 608	
55 GERMANY W		1 603		18 281	
67 ITALY		306		5 132	
73 NETHRLNDS		103		17 691	
82 SPAIN				129	
85 SWEDEN		361		3 300	
86 SWITZRLND		231		9 379	
258 GERMANY E				814	
262 HUNGARY				160	
288 YUGO SLAV				500	
427 UN SO AFR				454	
516 HONG KONG		288		19 53	
553 CHINA COM				77	
559 JAPAN		3 443		41 585	
614 AUSTRALIA				347	
874 MEXICO		450		12 49	
990 U STATES		334 907		2 472 983	
		367 640		2 731 131	
PHOTOGRAPHS FOR REPRODUCTION					4 271
1 U KINGDOM				2 619	
990 U STATES		9 489		11 256 6	
		9 489		11 518 5	
TRANSFERS OECALCOMANIA					4 272
1 U KINGDOM		1 480		9 582	
55 GERMANY W				58	
73 NETHRLNDS				137	
559 JAPAN				794	
990 U STATES		28 363		26 375 2	
		29 843		27 432 3	
PAPER FOR DUPLICATING MACHINES	LB				4 290
1 U KINGDOM		372	2855	2 419	
990 U STATES		109 158	1070 938	50 490 0	
		109 530	1073 793	50 731 9	
ADVERTISING AND PRINTED MATTER	LB				4 291
1 U KINGDOM		58 129	492 134	54 517 5	
43 AUSTRIA			1170	996	
44 BELG LUX		878	6105	3880	
49 DENMARK		265	4551	6407	
54 FRANCE		8683	45445	44 320	
55 GERMANY W		69403	385 909	282 474	
64 IRELAND			1634	1451	
67 ITALY		6830	33729	298 79	
73 NETHRLNDS		11100	63643	61 734	
76 NORWAY			250	470	
82 SPAIN		528	528	1119	
85 SWEDEN		3933	31388	319 79	
86 SWITZRLND		8113	48349	43 754	
246 CZECHO S			541	525	
258 GERMANY E			67	60	
277 POLAND		160	1118	967	
287 U S S R			664	685	
516 HONG KONG		565	3029	2369	
559 JAPAN		3811	23616	167 66	
614 AUSTRALIA			2897	4158	
874 MEXICO			318	326	
990 U STATES		738 633	7775 383	761 386 0	
		911 031	8922 468	869 335 4	
PRINTED MATTER N O P					4 292
1 U KINGDOM		25 353		19 661 8	
43 AUSTRIA				90	
44 BELG LUX				1038	
49 DENMARK				169	
54 FRANCE		160		5296	
55 GERMANY W		5192		21 608	
67 ITALY		312		2713	
73 NETHRLNDS		5013		13 150	
76 NORWAY		87		893	
85 SWEDEN				1093	
86 SWITZRLND		493		13061	
277 POLAND				358	
516 HONG KONG		466		670	
559 JAPAN		2876		10 235	
614 AUSTRALIA				135	
990 U STATES		341 658		341 894 4	
		381 610		377 807 1	
CARDS FOR PLAYING	PACK				4 293
1 U KINGDOM		962	13118	5552	
43 AUSTRIA		4696	57485	15153	
44 BELG LUX			15764	4078	
49 DENMARK			2113	523	
55 GERMANY W		300	2850	689	
67 ITALY		5200	15664	4207	
73 NETHRLNDS			800	200	
86 SWITZRLND			1152	449	
262 HUNGARY			1560	115	
559 JAPAN			5564	849	
990 U STATES		11178	10771 23	29 210 5	
		22336	11931 93	3239 20	

IMPORTS INTO CANADA FOR CONSUMPTION

Commodities and Countries from which Imported	MONTH OF NOVEMBER 1960		ELEVEN MONTHS ENDED NOVEMBER 1960		Class Number
	Quantities	Values (\$)	Quantities	Values (\$)	
HAND MADE DRAWINGS OR DESIGNS					
1 U KINGDOM		63		2207	4294
54 FRANCE				497	
55 GERMANY W				350	
990 U STATES				50863	
		2575		53917	
		2638			
LABELS TAGS TICKETS					
1 U KINGDOM		8057		70263	4295
44 BELG LUX				87	
49 DENMARK				827	
54 FRANCE		531		1820	
55 GERMANY W		903		4255	
67 ITALY				812	
73 NETHRLNDS				5158	
85 SWEDEN		233		292	
86 SWITZRLND				75	
559 JAPAN		1662		15546	
614 AUSTRALIA		73		679	
990 U STATES		114487		1249085	
		125946		1348899	
PICTORIAL POST CARDS FOLDERS	LB				
1 U KINGDOM	7798	10609	42325	35559	4296
43 AUSTRIA			29	73	
44 BELG LUX	50	56	2776	2911	
49 DENMARK	1303	1812	13040	12118	
54 FRANCE	557	838	4405	6032	
55 GERMANY W	3721	4077	28338	32200	
59 GREECE			76	76	
67 ITALY	2350	2236	6172	6222	
73 NETHRLNDS	371	353	2119	3516	
82 SPAIN			3159	2581	
85 SWEDEN			99	116	
86 SWITZRLND			1589	2707	
355 ISRAEL			2003	3752	
516 HONG KONG	1464	941	1760	1321	
559 JAPAN	50	63	5210	3116	
990 U STATES	160753	144112	1748672	1603681	
	178417	165097	1861772	1715981	
BIBLES PRAYER BOOKS HYMN BOOKS					
1 U KINGDOM		34817		407129	4301
43 AUSTRIA		59		1381	
44 BELG LUX		69902		350696	
49 DENMARK		327		1776	
54 FRANCE		13457		199365	
55 GERMANY W		5433		29423	
59 GREECE				385	
64 IRELAND		235		235	
67 ITALY		7944		76773	
73 NETHRLNDS		70		4977	
82 SPAIN		727		14283	
86 SWITZRLND				3215	
355 ISRAEL		84		5999	
516 HONG KONG				2636	
559 JAPAN		996		7754	
614 AUSTRALIA				143	
622 NEW ZEAL				2000	
874 MEXICO				100	
990 U STATES		346963		3141919	
		481014		4250189	
BLANK BOOKS RULED OR PLAIN					
1 U KINGDOM		7899		16426	4302
55 GERMANY W		144		1130	
73 NETHRLNDS				165	
559 JAPAN		161		7876	
990 U STATES		2544		37824	
		10748		63421	
BOOKS OVER 12 YEARS OLD					
1 U KINGDOM		2814		5489	4303
59 GREECE				50	
990 U STATES		1487		5760	
		4301		11299	
TEXT BOOKS FOR SCHOOLS COLLEGE					
1 U KINGDOM		16002		203016	4305
44 BELG LUX		1104		15394	
49 DENMARK				530	
54 FRANCE		9930		105934	
55 GERMANY W				1571	
59 GREECE				3619	
67 ITALY				2536	
73 NETHRLNDS		3711		17905	
85 SWEDEN				360	
86 SWITZRLND		260		2199	
355 ISRAEL				100	
559 JAPAN		75		834	
614 AUSTRALIA				1188	
990 U STATES		756580		11100841	
		787662		11456027	
BOOKS NOVELS FICTION					
1 U KINGDOM		8613		82589	4306
990 U STATES		7478		9901	
		16091		181590	
BOOKS SCIENCE FOR LIBRARIES					
1 U KINGDOM		81172		515191	4307
43 AUSTRIA				894	
44 BELG LUX		1431		13207	
49 DENMARK		822		3098	

IMPORTS INTO CANADA FOR CONSUMPTION

Commodities and Countries from which Imported	MONTH OF NOVEMBER 1960		ELEVEN MONTHS ENDED NOVEMBER 1960		Class Number
	Quantities	Values (\$)	Quantities	Values (\$)	
53 FINLAND				140	
54 FRANCE		7547		43668	
55 GERMANY W		4482		37019	
64 IRELAND				1055	
67 ITALY		1391		7200	
73 NETHRLNDS		1207		27430	
78 PORTUGAL				1360	
82 SPAIN		140		310	
85 SWEDEN		85		2957	
86 SWITZRLND		770		23282	
246 CZECHO S				320	
287 U S S R		50		798	
519 (NOIA				2995	
559 JAPAN		63		1575	
614 AUSTRALIA		500		657	
622 NEW ZEAL				1143	
990 U STATES		743535		8020293	
		843195		8704592	
BOOKS GOVERNMENT ASSOCIATION					4308
1 U KINGDOM		9341		87971	
43 AUSTRIA		383		3288	
44 BELG LUX		519		2658	
49 DENMARK		50		170	
54 FRANCE		1904		23585	
55 GERMANY W		2162		7014	
64 IRELAND				294	
67 ITALY		663		26246	
73 NETHRLNDS		567		12143	
82 SPAIN				465	
86 SWITZRLND		50		1776	
427 UN SO AFR				150	
513 CEYLON				800	
516 HONG KONG				1437	
519 INDIA		715		715	
556 INDONESIA				500	
559 JAPAN		1966		4176	
614 AUSTRALIA		137		137	
716 B GUIANA				500	
824 JAMAICA				289	
874 MEXICO				770	
990 U STATES		26164		367033	
		44621		542117	
FREIGHT RATES FOR RAILWAYS					4309
1 U KINGDOM		1205		8449	
54 FRANCE				2572	
55 GERMANY W				468	
67 ITALY		55		219	
73 NETHRLNDS				341	
82 SPAIN				130	
86 SWITZRLND				77	
614 AUSTRALIA				821	
990 U STATES		8793		78821	
		10053		91898	
BOOKS PRINTED PERIODICALS NOP					4310
1 U KINGDOM		325153		2353308	
43 AUSTRIA				213	
44 BELG LUX				775	
53 FINLAND		68		68	
54 FRANCE		900		37491	
55 GERMANY W		1046		8896	
67 ITALY		56		2690	
73 NETHRLNDS		368		5361	
85 SWEDEN		1408		6796	
86 SWITZRLND		312		2964	
246 CZECHO S		2029		2649	
262 HUNGARY				599	
277 POLAND		400		400	
287 U S S R		226		1405	
427 UN SO AFR				698	
559 JAPAN				5885	
614 AUSTRALIA		444		508	
990 U STATES		697014		8111735	
		1029424		10542441	
BOOKS EXCEPT ENGLISH LANGUAGE					4311
1 U KINGDOM		1802		53976	
43 AUSTRIA		100		1445	
44 BELG LUX		44403		346909	
49 DENMARK				149	
53 FINLAND		363		1634	
54 FRANCE		322121		3249175	
55 GERMANY W		20805		139978	
59 GREECE		50		791	
67 ITALY		1463		52022	
73 NETHRLNDS		231		66459	
76 NORWAY				113	
82 SPAIN				118	
85 SWEDEN		2744		8473	
86 SWITZRLND		5580		28728	
245 BULGARIA		381		381	
246 CZECHO S				255	
262 HUNGARY		1922		15423	
287 U S S R		1001		4457	
288 YUGO SLAV				83	
355 ISRAEL		324		1230	
516 HONG KONG				1415	
559 JAPAN				3762	
990 U STATES		47556		370824	
		450846		4347870	

IMPORTS INTO CANADA FOR CONSUMPTION

Commodities and Countries from which Imported		MONTH OF NOVEMBER 1960		ELEVEN MONTHS ENDED NOVEMBER 1960		Class Number
		Quantities	Values (\$)	Quantities	Values (\$)	
<u>GROUP 5</u>						
<u>IRON AND ITS PRODUCTS</u>						
IRON ORE		TON				5001
	1 U KINGDOM	11	872	11	872	
	752 BRAZIL	38675	333651	162332	1474381	
	990 U STATES	143458	1189670	4862476	46616439	
		182144	1524193	5024819	48091692	
FERRO TUNGSTEN		CWT				5010
	1 U KINGDOM	2170	128989	9717	537783	
	990 U STATES			47	2075	
		2170	128989	9764	539858	
PIG IRON FOR AGRIC IMPLEMENTS		TON				5011
PIG IRON N O P		TON				5012
	1 U KINGDOM			88	4681	
	82 SPAIN			4480	210930	
	614 AUSTRALIA			795	45987	
	990 U STATES			3218	255008	
				8581	516606	
FERRO MANG UNDER	1 PC SILICON	CWT				5013
	1 U KINGDOM	120	1247	1943	15938	
	54 FRANCE			36853	335063	
	427 UN SO AFR			112000	703994	
	559 JAPAN	2200	28475	18509	242598	
	990 U STATES	100	2938	47858	453171	
		2420	32660	217163	1750764	
SILICO MANG OVER	1 PC SILICON	CWT				5014
	76 NORWAY			2444	15900	
	559 JAPAN	3919	33270	11350	99037	
	755 CHILE			1020	10348	
	990 U STATES	1724	17491	27603	312947	
		5643	50761	42417	438132	
FERRO SILICON		CWT				5015
	54 FRANCE	2186	36790	38536	342437	
	55 GERMANY W	2205	18799	6064	52156	
	76 NORWAY	561	3947	1120	7748	
	86 SWITZRLND			7716	63885	
	427 UN SO AFR			2400	12725	
	990 U STATES	2315	47086	16606	283259	
		7267	106622	72442	762210	
ALLOYS N O P FOR MFR OF STEEL		CWT				5018
	1 U KINGDOM			852	37318	
	43 AUSTRIA			419	55252	
	54 FRANCE			5708	115936	
	55 GERMANY W			1438	104789	
	76 NORWAY	2811	43199	11138	155866	
	85 SWEDEN			700	10623	
	287 U S S R			2084	194175	
	422 RHOD NYAS	2926	56105	8127	156074	
	559 JAPAN	1636	26793	28514	500177	
	990 U STATES	10688	232494	122624	3044415	
		18061	358591	181604	4374625	
PRIMARY IRON N O P		TON				5019
	85 SWEDEN			55	5786	
	874 MEXICO			6	500	
	990 U STATES	4	887	472	94606	
		4	887	533	100892	
INGOTS CARBON STEEL		TON				5023
	990 U STATES			21138	1761214	
				21138	1761214	
INGOTS ALLOY STEEL		TON				5025
	990 U STATES	84	57953	2050	508083	
		84	57953	2050	508083	
BLOOMS BILLETS CARBON STEEL		TON				5027
	1 U KINGDOM			57	6107	
	990 U STATES	74	23552	5261	519391	
		74	23552	5318	525498	
BLOOMS BILLETS ALLDY STEEL		TON				5029
	1 U KINGDOM	30	19559	164	71656	
	43 AUSTRIA			21	9811	
	54 FRANCE	20	17598	134	110545	
	85 SWEDEN			1	433	
	990 U STATES	84	38631	1555	825842	
		134	75788	1875	1018287	
CAST SCRAP		TON				5031
	954 ST PIERRE			165	3362	
	990 U STATES	10546	295342	101795	2739242	
		10546	295342	101960	2742604	
WROUGHT SCRAP		TON				5032
	1 U KINGDOM			143	2749	
	990 U STATES	38912	900697	455697	15074926	
		38912	900697	455840	15077675	
TIN PLATE SCRAP		TON				5033
	990 U STATES	26	2897	514	17800	
		26	2897	514	17800	
AXLES FOR RAILWAY VEHICLES						5041
	990 U STATES		253		30063	
			253		30063	
AXLES FOR VEHICLES N O P						5042
	1 U KINGDOM				4366	
	55 GERMANY W				1643	

IMPORTS INTO CANADA FOR CONSUMPTION

Commodities and Countries from which Imported	MONTH OF NOVEMBER 1960		ELEVEN MONTHS ENDED NOVEMBER 1960		Class Number
	Quantities	Values (\$)	Quantities	Values (\$)	
990 U STATES		25016		356528	5043
AXLES N O P		25016		362537	
43 AUSTRIA		1052		2838	5044
990 U STATES		5116		90303	
CASTINGS FOR AGRIC IMPLEMENTS		6168		93141	5045
990 U STATES		20153		158757	
INGOT MOULDS FOR STEEL		20153		158757	5046
1 U KINGDOM		12266		199300	
990 U STATES		92226		901598	5047
MOULDS N O P		104492		1100898	
1 U KINGDOM		2374		8532	5048
44 BELG LUX				15147	
54 FRANCE				1133	5049
67 ITALY		228		228	
85 SWEDEN				20181	5050
990 U STATES		28362		424358	
CASTINGS MALLEABLE N O P ROUGH	CWT	30964		469579	5051
1 U KINGDOM			101	1286	
990 U STATES		1199	21964	575695	5052
CASTINGS NONMALLEABLE NOP RGH	CWT	33271	22065	576981	
1 U KINGDOM		1199			5053
990 U STATES		1389	25362	477061	
CASTINGS OF STEEL N O P ROUGH	CWT	1390	25363	477116	5054
1 U KINGDOM		487	628	16909	
44 BELG LUX			24	1937	5055
76 NORWAY			1099	36809	
86 SWITZRLND			255	17519	5056
990 U STATES		2072	53946	1314435	
FORGINGS N O P		2559	55952	1387609	5057
1 U KINGDOM					
43 AUSTRIA		423		143565	5058
54 FRANCE				2339	
55 GERMANY W		2204		7202	5059
85 SWEDEN		85		33897	
559 JAPAN		3014		7623	5060
990 U STATES		932		1509	
FORGINGS HOLLOW AND 20 TONS		96434		1085772	5061
1 U KINGDOM		103092		1281907	
55 GERMANY W					5062
67 ITALY		19349		242570	
990 U STATES				103542	5063
PISTON RING CASTINGS ROUGH		29876		59793	
1 U KINGDOM		2130		83188	5064
990 U STATES		51355		489093	
CASTINGS FOR RAILWAY VEHICLES					5065
TIRES STEEL ROUGH RAILWAY	CWT				
1 U KINGDOM		28	510	541	5066
990 U STATES		61	700	1845	
STEEL WHEELS FOR RAILWAYS		89	1210	2386	5067
1 U KINGDOM			6613	1125775	
990 U STATES			14424	196649	5068
FORGED GOLF CLUB HEADS	NO		21037	1322424	
990 U STATES		600	189	46197	5069
SEMI FINISHED PISTON CASTINGS		600	189	46197	
990 U STATES			1766	29272	5070
CONCRETE REINFORCING BARS	CWT		1766	29272	
1 U KINGDOM					5071
44 BELG LUX		13215	61776	321052	
54 FRANCE		9118	40519	99532	5072
55 GERMANY W		5005	22998	66094	
76 NORWAY				687	5073
559 JAPAN		4161	19344	135945	
990 U STATES		413	1605	1506	5074
BARS CARBON STEEL H R N O P	CWT	31912	146242	625819	
1 U KINGDOM		5379	43631	67602	5075
43 AUSTRIA				154	
44 BELG LUX		34147	162171	224088	5076
54 FRANCE		5267	23598	30367	
55 GERMANY W		6553	30308	17551	5077
85 SWEDEN		300	5919	6509	
559 JAPAN		440	1952	28560	5078
614 AUSTRALIA		7943	48164	7943	
990 U STATES		30073	232377	416990	5079
BARS ALLOY STEEL HOT ROLLED	CWT	90102	548120	799764	
1 U KINGDOM		1266	34039	17077	5080
43 AUSTRIA		48	1092	860	
55 GERMANY W		295	5242	529	5081
85 SWEDEN		305	12313	2427	

IMPORTS INTO CANADA FOR CONSUMPTION

Commodities and Countries from which Imported	MONTH OF NOVEMBER 1960		ELEVEN MONTHS ENDED NOVEMBER 1960		Class Number
	Quantities	Values (\$)	Quantities	Values (\$)	
990 U STATES	4244	115134	42027	1133734	
WIRE RODS STEEL HOT ROLLED	6158	167820	62920	1633793	5079
CWT					
1 U KINGDOM	1998	11043	36546	200468	
44 BELG LUX	15806	81403	39563	205950	
54 FRANCE	43167	242355	48637	275939	
55 GERMANY W	10992	56856	80045	409935	
559 JAPAN	11948	59953	36623	182850	
755 CHILE			5360	27727	
990 U STATES	2235	22653	9201	112818	
BARS CARBON STEEL COLD ROLLED	86146	474263	255975	1415687	5083
CWT					
1 U KINGDOM	9835	82624	71870	570506	
43 AUSTRIA	28	555	199	3464	
44 BELG LUX	690	4764	6659	46597	
54 FRANCE			44	265	
55 GERMANY W			58	1032	
559 JAPAN	300	1734	661	4316	
990 U STATES	2869	39504	34944	467863	
BARS ALLOY STEEL COLD ROLLED	13722	129181	114435	1094043	5087
CWT					
1 U KINGDOM	251	10737	2084	70056	
43 AUSTRIA			212	6104	
55 GERMANY W			145	4102	
990 U STATES	855	27378	6918	291375	
BARS OR RODS FABRICATED N O P	1106	38115	9359	371637	5091
CWT					
1 U KINGDOM	359	12179	4159	113986	
43 AUSTRIA	6	141	637	13775	
55 GERMANY W	1834	27348	2210	32808	
85 SWEDEN	24	1200	2124	72257	
614 AUSTRALIA			4091	24171	
990 U STATES	6133	59356	39886	484357	
PLATES 60 INCHES WIDE OR LESS	8356	100224	53107	741354	5101
CWT					
1 U KINGDOM	1057	9175	55264	415366	
43 AUSTRIA			228	1204	
44 BELG LUX	7929	39392	58992	310078	
54 FRANCE			3027	16274	
55 GERMANY W	653	3331	27627	150784	
73 NETHRLNDS			957	5144	
559 JAPAN	6562	32760	131766	657014	
990 U STATES	7020	70403	124922	1154410	
PLATES OV 60 IN TO 100 IN	23221	155061	402853	2710274	5102
CWT					
1 U KINGDOM	479	3134	74200	502435	
43 AUSTRIA			1345	7144	
44 BELG LUX	2409	13396	49310	279394	
54 FRANCE			3596	16768	
55 GERMANY W	451	2472	36926	201258	
73 NETHRLNDS			424	2258	
559 JAPAN	15414	76947	177066	919022	
990 U STATES	7504	65093	255725	2216549	
PLATES OVER 100 INCHES WIDE	26257	161042	598592	4144828	5103
CWT					
1 U KINGDOM			16739	125944	
55 GERMANY W			8821	56290	
990 U STATES	5595	43563	71684	558619	
FLOOR PLATE CARBON STEEL	5595	43563	97244	740853	5104
CWT					
1 U KINGDOM	4897	29206	48411	290473	
44 BELG LUX			3662	22508	
54 FRANCE			423	2320	
55 GERMANY W			489	3519	
559 JAPAN	235	1385	6447	33620	
990 U STATES	7782	52928	200836	1381412	
PLATES ALLOY STEEL	12914	83519	260268	1733852	5105
CWT					
1 U KINGDOM	733	30007	7111	338287	
54 FRANCE			8712	262858	
55 GERMANY W			11	296	
85 SWEDEN	184	11734	706	35212	
990 U STATES	4313	193675	47502	2132628	
PLATES FABRICATED COATED NOP	5230	235416	64042	2769281	5106
CWT					
1 U KINGDOM	180	3107	4202	46274	
55 GERMANY W			78	1989	
990 U STATES	172	2730	7956	184472	
PLATES FLANGED OR DISHED	352	5837	12236	232742	5107
CWT					
1 U KINGDOM			22	308	
990 U STATES	3891	82840	53108	1139791	
SHEETS NOT TEMPERED FOR SAWS	3891	82840	53130	1140099	5115
CWT					
1 U KINGDOM	126	2864	1251	27280	
54 FRANCE			210	29032	
55 GERMANY W	42	5963	604	71261	
85 SWEDEN	488	16802	3718	119984	
990 U STATES	1827	61354	30723	1028221	
SHEETS TEMPERED FOR SAWS	2483	86983	36506	1275778	5116
CWT					
1 U KINGDOM	36	1565	256	14410	
85 SWEDEN	235	14371	1719	110684	
990 U STATES	306	17538	2882	171212	
	577	33474	4857	296306	

IMPORTS INTO CANADA FOR CONSUMPTION

Commodities and Countries from which Imported	MONTH OF NOVEMBER 1960		ELEVEN MONTHS ENDED NOVEMBER 1960		Class Number
	Quantities	Values (\$)	Quantities	Values (\$)	
SKELP H R OV 15 3 EIGHTHS INS 1 U KINGDOM 54 FRANCE 55 GERMANY W 67 ITALY 73 NETHRLNDS 559 JAPAN 990 U STATES	CWT 14053 11997 26050	 74691 79945 154636	 4560 3066 16353 3315 3333 58449 175710 264786	 25961 16829 101225 18224 19489 330241 1125124 1637093	5121
SKELP H R NOT OV 15 3 EIGHTHS 1 U KINGDOM 990 U STATES	CWT 948 948	 5173 5173	 99617 266547 366164	 494127 1431142 1925269	5122
STEEL COLD ROLLED FOR PIPES 990 U STATES	CWT 414 414	 4981 4981	 1433 1433	 11489 11489	5123
SHEET CARBON H R UNDER 24 INS 1 U KINGDOM 44 BELG LUX 54 FRANCE 55 GERMANY W 85 SWEDEN 559 JAPAN 990 U STATES	CWT 3613 5912 1761 1309 5351 17946	 23278 30879 11226 6613 41070 113066	 11446 36855 8459 1511 426 1465 137111 197273	 75556 200951 46898 7749 5454 8963 1069037 1414608	5124
SHEET CARBON H R 24 TO 51 INS 1 U KINGDOM 44 BELG LUX 55 GERMANY W 559 JAPAN 614 AUSTRALIA 990 U STATES	CWT 135 562 1098 25 10667 12487	 944 2951 5809 244 70078 80026	 6160 3926 426 30483 25 121444 162464	 39629 21403 2365 165755 244 847735 1077131	5125
SHEET CARBON H R OVER 51 INS 1 U KINGDOM 44 BELG LUX 55 GERMANY W 559 JAPAN 990 U STATES	CWT 439 10060 10499	 2529 64415 66944	 2249 288357 297262	 12309 1882440 1939091	5126
SHEET CARBON C R UNDER 24 INS 1 U KINGDOM 44 BELG LUX 55 GERMANY W 85 SWEDEN 559 JAPAN 990 U STATES	CWT 68 252 1270 2561 4855 9006	 2707 2578 11329 101321 87385 205320	 8184 1992 4174 6921 110 88490 109871	 96658 19407 43525 272651 951 1283848 1717040	5127
SHEET CARBON C R 24 TO 51 INS 1 U KINGDOM 85 SWEDEN 559 JAPAN 614 AUSTRALIA 990 U STATES	CWT 1160 11961 13121	 15494 85676 101170	 100263 26 1433 2461 166029 270212	 617368 2571 10558 18014 1209629 1858140	5128
SHEET CARBON C R OVER 51 INS 1 U KINGDOM 990 U STATES	CWT 15237 15237	 117474 117474	 1154 243466 244620	 8434 1854484 1862918	5129
SHEET FOR PORCELAIN ENAMELLING 1 U KINGDOM 990 U STATES	CWT 526 8536 9062	 3955 71130 75085	 14789 220384 235173	 112399 1727439 1839838	5131
SHEET AND STRIP TINPLATE 1 U KINGDOM 614 AUSTRALIA 990 U STATES	CWT 1501 2200 3701	 25082 21576 46658	 94672 818 30307 125797	 832797 7516 239490 1079803	5132
SHEET AND STRIP GALVANIZED 1 U KINGDOM 44 BELG LUX 55 GERMANY W 559 JAPAN 990 U STATES	CWT 526 110 5619 6255	 5023 1119 82728 88870	 10962 136 185 627 111073 122983	 115794 1642 2097 5647 1422762 1547949	5133
SHEET AND STRIP TERNEPLATE 1 U KINGDOM 614 AUSTRALIA 990 U STATES	CWT 10105 10105	 93489 93489	 2421 448 153687 156556	 25220 4240 1458123 1487583	5134
SHEET COATED WITH METAL NOP 1 U KINGDOM 55 GERMANY W 990 U STATES	CWT 454 2925 3379	 10307 66415 76722	 110 2690 40000 42800	 1598 65108 664389 731095	5138
SHEET AND STRIP COATED NOP 1 U KINGDOM 55 GERMANY W 73 NETHRLNDS 990 U STATES	CWT 1860 60 19657 21577	 21057 945 237335 259337	 16482 2489 36 197622 216629	 185491 24297 674 2484030 2694492	5139
SHEET ALLOY STEEL N O P 1 U KINGDOM 43 AUSTRIA 54 FRANCE 85 SWEDEN	CWT 2854 192 314 1391	 160039 4903 11385 88044	 27963 232 5037 6354	 1438983 7108 177006 329004	5143

IMPORTS INTO CANADA FOR CONSUMPTION

Commodities and Countries from which Imported	MONTH OF NOVEMBER 1960		ELEVEN MONTHS ENDED NOVEMBER 1960		Class Number
	Quantities	Values (\$)	Quantities	Values (\$)	
559 JAPAN	653	28 404	7 146	29 689 1	
990 U STATES	2 0162	10 933 07	15 594 9	8 953 71 9	
	2 5566	13 860 82	20 268 1	11 202 71 1	
SHEET AND STRIP SILICON STEEL	CWT				5146
1 U KINGDOM			7 381	10 278 9	
990 U STATES	1 8983	3 680 66	2 891 21	5 664 25 4	
	1 8983	3 680 66	2 965 02	5 767 04 3	
SHEET AND STRIP FABRICATED NOP	CWT				5149
1 U KINGDOM	79	1 367	5 395	9 356 1	
44 BELG LUX			4 57	4 855	
55 GERMANY W			43	1 559	
990 U STATES	3 518	6 026 7	3 948 1	5 852 80	
	3 597	6 163 4	4 537 6	6 852 55 5	
BEAMS WIDE FLANGE CARBON NOP	CWT				5151
1 U KINGDOM	5 656 6	30 635 0	14 131 75	7 777 91 1	
44 BELG LUX	4 059 4	20 398 6	3 580 78	1 901 13 1	
54 FRANCE	605	2 665	5 054	2 213 5	
55 GERMANY W	4 220 3	19 842 5	11 750 3	5 688 4 9	
990 U STATES	2 691 8 6	16 349 2 6	3 971 92 4	23 693 98 1	
	4 091 5 4	23 463 5 2	5 865 73 4	33 964 00 7	
LARGER STRUCTURALS CARBON NOP	CWT				5155
1 U KINGDOM	1 827 8	10 732 5	11 730 3	6 910 3 8	
44 BELG LUX	4 126 7	19 650 6	4 894 5 4	2 387 45 2	
54 FRANCE	1 463 7	6 692 7	12 161 8	5 760 3 6	
55 GERMANY W	1 505	7 03 2	9 94 7	5 569 0	
76 NORWAY			27 7	1 26 2	
559 JAPAN			4 91 2	2 60 2 0	
990 U STATES	3 300 2	21 083 3	6 250 8 5	40 111 9 3	
	10 868 9	58 862 3	13 685 9 6	7 748 69 1	
BAR SIZE SHAPES CARBON NOP	CWT				5159
1 U KINGDOM	504	3 643	8 99 2	5 343 1	
44 BELG LUX	8 144 2	41 357 9	3 394 0 1	17 479 1 7	
54 FRANCE	9 15 6	40 42 9	4 214 0	20 611 9	
55 GERMANY W	4 01 9	18 86 4	2 520 9	12 066 5	
67 ITALY			2 42 1	11 606 6	
73 NETHRLNDS			10 7	7 65	
76 NORWAY			35 9	1 63 5	
559 JAPAN	440	2 17 8	9 20 4	4 609 2	
990 U STATES	8 65 6	6 601 2	8 406 1	6 231 1 3	
	10 421 7	54 470 5	51 189 4	28 113 4 3	
SHEET PILING CARBON STEEL	CWT				5161
1 U KINGDOM	3 122	16 13 8	16 781 9	8 366 0 8	
44 BELG LUX			1 982 5 9	10 730 6 0	
54 FRANCE			98 4	50 50	
55 GERMANY W	10 14 9	49 86 4	33 60 5	17 083 3	
559 JAPAN			90 1	4 72 9	
990 U STATES	2 02 9	14 44 4	15 584 1	11 059 1 1	
	15 300	80 44 6	55 740 9	31 961 9 1	
STRUCTURAL SHAPES ALLOY STEEL	CWT				5164
1 U KINGDOM	12	6 77	20 2	10 80 3	
85 SWEDEN			37 2	17 65 6	
990 U STATES	9 8	6 82 7	2 95 3	18 949 5	
	110	7 50 4	3 52 7	21 795 4	
STEEL MASTS SHAPES FOR SHIPS	CWT				5165
1 U KINGDOM	10 98 8	5 61 2 8	1 968 2 2	10 441 0 8	
44 BELG LUX			6 91 4	3 527 6	
54 FRANCE			4 5 9	2 39 9	
55 GERMANY W			14 77 7 4	7 835 3 8	
559 JAPAN	8 89 3	4 32 1 7	1 605 4 8	8 193 5 0	
990 U STATES	4 30 6	2 88 9 0	9 627 0	6 226 0 8	
	2 418 7	12 823 5	6 087 8 7	3 307 2 7 9	
SASH OR CASEMENT SECTIONS	CWT				5166
1 U KINGDOM	3 85	2 46 7	6 25 2	4 032 0	
44 BELG LUX			3 94 6	2 918 7	
990 U STATES	1 89 0	2 700 4	4 431 2	50 781 5	
	2 27 5	2 947 1	5 451 0	5 773 2 2	
STRUCTURALS FABRICATED NOP	CWT				5169
1 U KINGDOM	4 62 5	5 581 7	5 475 6	5 687 1 2	
44 BELG LUX			2 151 8	1 323 5 3	
55 GERMANY W	2 43 1	3 842 2	14 35 2	18 002 0	
67 ITALY			27 2	27 4 8	
73 NETHRLNDS			33	7 8 6	
76 NORWAY			4 28 5	4 672 6	
990 U STATES	8 65 5	15 509 1	7 889 0	11 365 9 9	
	15 71 1	24 933 0	17 410 6	20 679 4 4	
RAILWAY RAILS	CWT				5173
1 U KINGDOM			4 13 4	21 57 5	
44 BELG LUX			1 22 9	5 89 2	
55 GERMANY W	4 07 5	19 40 4	18 35 5	8 800 1	
73 NETHRLNDS			4 8 8	20 0 2	
990 U STATES	2 54 0	14 65 4	81 38 5	37 341 7	
	6 61 5	34 05 8	10 559 1	4 908 8 7	
FISH PLATES SPLICE BARS ETC	CWT				5175
1 U KINGDOM	6	3 7 7	2 783 3	1 734 5 0	
44 BELG LUX			2 6 8	1 61 6	
55 GERMANY W	1 86	9 9 5	5 06 1	2 996 2	
73 NETHRLNDS	2 13 7	13 01 4	2 18 5	1 327 6	
990 U STATES	2 2 8	5 46 1	9 570 5	7 283 2 7	
	3 25 7	1 984 7	13 105 2	9 466 3 1	
RAILWAY TRACK MATERIAL NOP	CWT				5177
1 U KINGDOM			2 6 9	3 14 3	
990 U STATES	2 2 9	13 55 0	8 53 2	25 311 8	
	2 2 9	13 55 0	8 80 1	25 626 1	
PIPES AND TUBES OF CAST IRON	CWT				5181
1 U KINGDOM	1 523 3	6 008 1	3 552 6 8	1 414 51 6	
990 U STATES	2 5 2	8 49 2	3 114 8	4 526 9 4	
	1 548 5	6 857 3	3 864 1 6	1 874 21 0	

IMPORTS INTO CANADA FOR CONSUMPTION

Commodities and Countries from which Imported	MONTH OF NOVEMBER 1960		ELEVEN MONTHS ENDED NOVEMBER 1960		Class Number
	Quantities	Values (\$)	Quantities	Values (\$)	
DRILL PIPE	CWT				5182
990 U STATES	4777	101149	59931	1320588	
	4777	101149	59931	1320588	
OIL COUNTRY GOODS STEEL NOP	CWT				5185
1 U KINGDOM	8122	85786	180910	1740494	
54 FRANCE			34541	341318	
55 GERMANY W	2639	24804	19383	198745	
67 ITALY			18658	174653	
559 JAPAN	26754	227533	323195	2805757	
990 U STATES	11862	181980	169351	2351730	
	49377	520103	746038	7612697	
TRANSMISSION PIPE AND FITTINGS	CWT				5188
1 U KINGDOM			428357	3182931	
990 U STATES	133	5588	30341	495110	
	133	5588	458698	3678041	
CORRUGATED METAL CULVERT PIPE	CWT				5189
990 U STATES	1298	18498	18490	228653	
	1298	18498	18490	228653	
PRESSURE PIPE FOR BOILERS ETC	CWT				5191
1 U KINGDOM	1288	18842	79412	1072674	
54 FRANCE			929	14424	
55 GERMANY W	432	4174	5842	55537	
67 ITALY			50	536	
85 SWEDEN			8	396	
86 SWITZRLND	1724	16858	24233	233768	
990 U STATES	5221	90777	46280	1305394	
	8735	130651	156754	2682729	
SEAMLESS TUBES FOR BEARINGS	CWT				5192
55 GERMANY W			3768	85628	
85 SWEDEN	1822	28388	18623	362656	
990 U STATES	5771	160274	69354	1874158	
	7593	188662	91745	2322442	
PIPE FOR PAPER MAKING ROLLS	CWT				5193
990 U STATES	88	1559	277	7645	
	88	1559	277	7645	
PIPE SEAMLESS COLD DRAWN NOP	CWT				5196
1 U KINGDOM	1355	47246	28153	941386	
44 BELG LUX			1957	30560	
54 FRANCE			922	70820	
55 GERMANY W	502	13932	2951	69117	
85 SWEDEN	942	26172	3489	154879	
86 SWITZRLND	732	6885	732	6885	
559 JAPAN			234	3679	
990 U STATES	7952	317885	129428	3715175	
	11483	412120	167866	4992501	
PIPES IRON OR STEEL N O P	CWT				5197
1 U KINGDOM	8526	77597	192795	1628988	
43 AUSTRIA			446	5654	
44 BELG LUX			9259	66499	
54 FRANCE	16137	99381	46475	301697	
55 GERMANY W	10864	77357	97668	768788	
67 ITALY			3475	48044	
73 NETHRLNDS	749	5118	6486	60336	
76 NORWAY			6841	25515	
85 SWEDEN	152	4608	877	21597	
86 SWITZRLND			20	434	
559 JAPAN	1652	11852	17312	135440	
990 U STATES	62125	734117	470871	6309387	
	100205	1010030	852525	9372379	
PIPE FITTINGS WELDING TYPE					5198
1 U KINGDOM		70688		671966	
54 FRANCE				108	
55 GERMANY W		181506		924735	
67 ITALY		15235		56241	
73 NETHRLNDS		10360		76368	
559 JAPAN		2060		19765	
990 U STATES		114271		1471290	
		394120		3220473	
PIPE FITTINGS COUPLINGS NOP					5199
1 U KINGDOM		97746		453715	
43 AUSTRIA				737	
54 FRANCE				15804	
55 GERMANY W		26476		255277	
67 ITALY		6110		31724	
73 NETHRLNDS		3441		26486	
85 SWEDEN		240		6891	
559 JAPAN		22210		239156	
990 U STATES		570233		6639732	
		726456		7669522	
WELDING RODS OF ALL KINDS	CWT				5200
1 U KINGDOM	2438	31302	14874	247961	
43 AUSTRIA			6	393	
44 BELG LUX	1	61	273	10181	
55 GERMANY W		85	143	7904	
67 ITALY			31	7069	
73 NETHRLNDS			4	148	
85 SWEDEN			4870	78343	
559 JAPAN	600	3688	7215	41744	
614 AUSTRALIA			47	3098	
990 U STATES	6273	253111	82500	3334595	
	9312	288247	109963	3731436	
WIRE BARBED FENCING	CWT				5201
1 U KINGDOM	706	5885	44974	362274	
43 AUSTRIA	4550	27940	21108	140011	
44 BELG LUX			11072	80468	
55 GERMANY W			9679	75266	

IMPORTS INTO CANADA FOR CONSUMPTION

Commodities and Countries from which Imported	MONTH OF NOVEMBER 1960		ELEVEN MONTHS ENDED NOVEMBER 1960		Class Number
	Quantities	Values (\$)	Quantities	Values (\$)	
73 NETHRLNDS			2083	14609	
559 JAPAN			48896	314786	
990 U STATES		414	539	4675	
	5276	34239	138351	992089	
WIRE FLAT QUARTER INCH OR LESS	CWT				5203
1 U KINGDOM	4	103	523	6141	
44 BELG LUX	11	174	1327	23472	
55 GERMANY W	18	304	24	487	
990 U STATES	102	6565	3746	129075	
	135	7146	5620	159175	
WIRE ZINC COATED	CWT				5204
1 U KINGDOM	3281	29940	56334	495044	
43 AUSTRIA	340	2015	2374	14061	
44 BELG LUX	2031	14432	11471	81881	
54 FRANCE	1600	12072	2721	20511	
55 GERMANY W	7590	51706	42267	315784	
73 NETHRLNDS			182	1257	
559 JAPAN	1225	9337	10063	72818	
990 U STATES	500	13420	6572	167975	
	16567	132922	131984	1169331	
WIRE COATED NOP OR COVERED	CWT				5205
1 U KINGDOM	52	1820	805	22198	
44 BELG LUX	114	1707	131	2321	
55 GERMANY W	96	2078	642	16801	
559 JAPAN	57	856	222	3132	
990 U STATES	602	24305	8442	258993	
	921	30766	10242	303445	
WIRE ROPE FOR RIGGING SHIPS	CWT				5206
1 U KINGDOM			70	1842	
44 BELG LUX			47	2456	
990 U STATES	4	160	39	1370	
	4	160	156	5668	
WIRE ROPE CABLE NOP IRON STEEL	CWT				5207
1 U KINGDOM	3561	80958	38446	808328	
43 AUSTRIA	65	1137	1325	18586	
44 BELG LUX	491	7450	2951	43367	
49 DENMARK			56	2601	
54 FRANCE	1785	19688	12308	142432	
55 GERMANY W	1698	30604	11076	189240	
73 NETHRLNDS	1643	27584	14313	241151	
76 NORWAY	113	1992	934	17810	
85 SWEDEN			327	6190	
86 SWITZRLND	48	2204	48	2204	
559 JAPAN	21	200	7344	86509	
990 U STATES	516	40491	6038	352893	
	9941	212308	95166	1911311	
WIRE STEEL FOR UPHOL SPRINGS	CWT				5208
559 JAPAN	470	3919	5295	44340	
990 U STATES	55	713	2282	23992	
	525	4632	7577	68332	
WIRE STEEL FOR CORSET STEELS	CWT				5209
1 U KINGDOM	60	2314	391	14815	
55 GERMANY W			224	5912	
990 U STATES	111	5019	1210	65159	
	171	7333	1825	85886	
WIRE STEEL FOR MFR WIRE ROPE	CWT				5210
1 U KINGDOM	23045	261477	271056	3155957	
55 GERMANY W	6908	78767	73755	830820	
559 JAPAN	6074	65944	24232	256019	
990 U STATES	107	3280	8489	162608	
	36134	409468	377532	4405404	
WIRE ROPE STEEL COMML FISHING					5211
1 U KINGDOM		37248		303864	
44 BELG LUX				830	
49 DENMARK		593		11241	
55 GERMANY W				4779	
73 NETHRLNDS		2215		11180	
76 NORWAY				581	
559 JAPAN				148	
990 U STATES		436		31707	
		40492		364330	
WIRE ROPE CABLE STEEL USED	CWT				5213
1 U KINGDOM			35	486	
55 GERMANY W			17	132	
990 U STATES	1553	5865	14156	54757	
	1553	5865	14208	55375	
WIRE OF IRON OR STEEL N O P	CWT				5214
1 U KINGDOM	3620	49292	45374	535658	
43 AUSTRIA	795	4272	11432	66294	
44 BELG LUX	2331	15074	19950	135213	
49 DENMARK			3425	19491	
54 FRANCE			6099	36751	
55 GERMANY W	3	118	2311	19086	
73 NETHRLNDS	400	2143	1495	9000	
85 SWEDEN	726	29517	4235	179487	
559 JAPAN	595	4393	14168	86643	
990 U STATES	1827	61411	35761	1025346	
	10367	166220	144250	2112969	
WIRE FENCING NOT LESS 080 INCH					5215
1 U KINGDOM		8627		123717	
55 GERMANY W				741	
73 NETHRLNDS				3921	
990 U STATES		1209		13569	
		9836		141948	
WIRE FENCING WOVEN N O P					5216
1 U KINGDOM		5181		27319	

IMPORTS INTO CANADA FOR CONSUMPTION

Commodities and Countries from which Imported	MONTH OF NOVEMBER 1960		ELEVEN MONTHS ENDED NOVEMBER 1960		Class Number	
	Quantities	Values (\$)	Quantities	Values (\$)		
43 AUSTRIA				16817		
44 BELG LUX				8059		
55 GERMANY W				1965		
73 NETHRLNDS		4435		11976		
990 U STATES		630		13843		
WIRE NETTING FOR FUR FARMS		10246		79979		
1 U KINGDOM				25374	5217	
44 BELG LUX		789		9083		
990 U STATES		276		7081		
WIRE SCREENS DOORS WINDOWS		1065		41538		
55 GERMANY W				431	5218	
990 U STATES		8519		107012		
WIRE MESH IN ACETATE FILM		8519		107443		
1 U KINGDOM		702		4593	5219	
614 AUSTRALIA		916		4606		
990 U STATES		2495		13959		
WIRE CLOTH OR SCREEN OF IRON		4113		23158		
1 U KINGDDM		4270		22763	5220	
44 BELG LUX				3742		
54 FRANCE				1601		
55 GERMANY W		6021		38940		
73 NETHRLNDS		3967		22198		
559 JAPAN				130395		
990 U STATES		16267		250612		
WIRE NETTING OF IRON OR STEEL		30525		470251		
1 U KINGDOM		9383		99796	5221	
43 AUSTRIA		807		42912		
44 BELG LUX				8950		
54 FRANCE				1680		
55 GERMANY W		15237		74761		
73 NETHRLNOS		3213		50504		
559 JAPAN				21760		
990 U STATES		9279		55391		
WIRE ROPE FOR WELL DRILLING		37919		355754		
1 U KINGDOM	CWT		157	2459	5223	
559 JAPAN		315	4117	5824		
WELDED WIRE FABRIC REINFORCING		315	4117	5981		
1 U KINGDOM	CWT	143	1483	213	2148	5224
43 AUSTRIA				1709	17815	
44 BELG LUX		3347	19305	25201	145550	
54 FRANCE				1190	6970	
55 GERMANY W				1332	8458	
67 ITALY				179	2710	
73 NETHRLNDS				1487	9636	
559 JAPAN		496	2929	1684	19512	
990 U STATES		121	2675	2035	40234	
WIRE ROPE FOR LOGGING		4107	26392	35030	253033	
1 U KINGDOM	CWT	29	655	3922	79097	5225
55 GERMANY W				138	2665	
73 NETHRLNDS		138	1947	2169	35541	
559 JAPAN		871	12645	10708	157803	
990 U STATES		129	793	11642	58330	
CABLE CHAIN FOR SHIPS		1167	16040	28579	333436	
1 U KINGDOM	CWT	4	90	7249	104597	5231
44 BELG LUX		95	1905	95	1905	
990 U STATES		5	53	4608	84706	
COIL CHAIN 9 EIGHTHS AND OVER		104	2048	11952	191208	
1 U KINGDOM	CWT	1305	8090	18929	125050	5232
43 AUSTRIA		180	4493	180	4493	
73 NETHRLNDS		32	996	127	2739	
76 NORWAY				284	1024	
990 U STATES		85	1816	1877	62766	
COIL CHAIN UNDER 9 EIGHTHS IN		1602	15395	21397	196072	
1 U KINGDOM	CWT	461	8903	4657	83385	5233
43 AUSTRIA		232	4751	4180	54434	
55 GERMANY W		763	8881	6080	76052	
67 ITALY				198	2439	
73 NETHRLNDS		128	1885	273	4706	
614 AUSTRALIA				2	66	
990 U STATES		249	7344	5186	130674	
SPROCKET CHAIN FOR AGRIC IMPL		1833	31764	20576	351756	
54 FRANCE			1360		2602	5234
55 GERMANY W			10507		120333	
559 JAPAN					19875	
990 U STATES			38710		766365	
SILENT CHAIN ROLLER CHAIN			50577		909175	
1 U KINGDOM			44185		695738	5235
43 AUSTRIA			1262		24809	
49 DENMARK					683	
55 GERMANY W			17655		305952	
67 ITALY					718	
85 SWEDEN					10831	
86 SWITZRLND					2047	

IMPORTS INTO CANADA FOR CONSUMPTION

Commodities and Countries from which Imported	MONTH OF NOVEMBER 1960		ELEVEN MONTHS ENDED NOVEMBER 1960		Class Number
	Quantities	Values (\$)	Quantities	Values (\$)	
246 CZECHO S				2341	
559 JAPAN		19967		146924	
990 U STATES		147742		1704979	
CHAINS N O P		230811		2895022	5236
1 U KINGDOM		14522		162107	
43 AUSTRIA				3942	
49 DENMARK				3110	
55 GERMANY W		1567		25390	
67 ITALY				1111	
73 NETHRLNDS				998	
76 NORWAY				9070	
85 SWEDEN				69	
86 SWITZRLND				929	
246 CZECHO S				65	
559 JAPAN		1791		10120	
990 U STATES		49259		584829	
DIESEL ENGINE PARTS N O P		67139		801740	5240
1 U KINGDOM		129550		1745400	
49 DENMARK		1381		10959	
54 FRANCE		278		9726	
55 GERMANY W		12016		92887	
67 ITALY		772		15943	
73 NETHRLNDS		9727		26462	
76 NORWAY				2349	
85 SWEDEN		2781		25983	
86 SWITZRLND		518		10636	
990 U STATES		726869		10621753	
AUTOMOBILE ENGINES AND PARTS	NO	883892		12562098	5242
1 U KINGDOM	2	46493	251	709975	
54 FRANCE			35	16901	
55 GERMANY W		22115	61	780968	
64 IRELAND				452	
67 ITALY			4	8326	
85 SWEDEN	1	94	1	15718	
559 JAPAN				1978	
614 AUSTRALIA				226	
990 U STATES		1635	9927	11595865	
ENGINES GAS MARINE AND PARTS	NO	1238391	10279	13130409	5244
1 U KINGDOM		2434	9	39905	
55 GERMANY W			10	7838	
85 SWEDEN			388	219982	
990 U STATES	32	51141	565	855384	
ENGINES MOTOR TRUCK AND PARTS	NO	53575	972	1123109	5245
1 U KINGDOM	11	14085	213	156833	
55 GERMANY W		2912	142	83866	
73 NETHRLNDS			1	494	
85 SWEDEN				371	
990 U STATES	841	1071466	9070	10642511	
ENGINES FISHING BOAT AND PARTS	NO	1088463	9426	10884075	5246
1 U KINGDOM	7	2928	7	3923	
85 SWEDEN		1297	1	7723	
990 U STATES	17	11762	186	203243	
PARTS OF AIRCRAFT ENGINES	24	15987	194	214889	5248
1 U KINGDOM		1521124		12173734	
44 BELG LUX				25819	
848 CUBA				4032	
874 MEXICO		475		750	
990 U STATES		1465668		13162576	
ENGINES UP TO 1 AND 1 HALF H P	NO	2987267		25366911	5251
1 U KINGDOM	1	82	1	481	
990 U STATES		2641	15	5806	
ENGINES GAS N O P AND PARTS	NO	2723	16	6287	5252
1 U KINGDOM	3	11834	78	71516	
43 AUSTRIA			1	63	
55 GERMANY W	99	6153	178	24311	
67 ITALY			3	1462	
85 SWEDEN		3428	32	14285	
86 SWITZRLND		1706		83128	
559 JAPAN				148	
990 U STATES	16942	852623	177993	15308339	
ENGINES STEAM N O P AND PARTS	NO	17044	178285	15503252	5253
1 U KINGDOM	2	244367	4	609041	
55 GERMANY W				1747	
73 NETHRLNDS				357	
85 SWEDEN				424	
86 SWITZRLND			1	35498	
990 U STATES	12	74140	156	1474873	
FIRE ENGINES MACHINES AND PTS	NO	318507	161	2121940	5254
1 U KINGDOM	2	22837	7	49303	
990 U STATES	15	15119	175	504489	
LOCOMOTIVES RAILWAY N O P	NO	37956	182	553792	5255
1 U KINGDOM			8	51971	
990 U STATES	6	194040	24	437120	
	6	194040	32	489091	

IMPORTS INTO CANADA FOR CONSUMPTION

Commodities and Countries from which Imported	MONTH OF NOVEMBER 1960		ELEVEN MONTHS ENDED NOVEMBER 1960		Class Number
	Quantities	Values (\$)	Quantities	Values (\$)	
LOCOMOTIVE CHASSIS TOPS WHEELS					
1 U KINGDOM		982		12396	5256
990 U STATES		72049		1392964	
		73031		1405360	
LOCOMOTIVES SAWMILL MINING PTS	NO				5257
1 U KINGDOM		8874	9	131311	
990 U STATES		38945	42	1316705	
		47819	51	1448016	
ENGINES AIRCRAFT UP TO 200 HP	NO				5258
1 U KINGDOM			1	1305	
990 U STATES	56	54359	484	534846	
		54359	485	536151	
ENGINES AIRCRAFT 201 TO 500 HP	NO				5259
1 U KINGDOM			1	5762	
990 U STATES	9	20323	217	631788	
		20323	218	637550	
ENGINES AIRCRAFT 501 TO 1000HP	NO				5260
990 U STATES	4	25739	33	178023	
		25739	33	178023	
ENGINES AIRCRAFT OVER 1000 HP	NO				5261
1 U KINGDOM	15	2039797	72	9867465	
73 NETHRLNDS			2	66850	
848 CUBA			2	165000	
874 MEXICO			2	29967	
990 U STATES	19	1594540	147	5663374	
	34	3634337	225	15792656	
ENGINES MARINE DIESEL	NO				5265
1 U KINGDOM	22	28884	377	574387	
49 DENMARK	1	281780	5	482983	
54 FRANCE			14	5803	
55 GERMANY W	4	14235	10	32397	
73 NETHRLNDS	4	10693	7	18390	
85 SWEDEN			67	112359	
990 U STATES	46	346875	538	1971303	
	77	682467	1018	3197622	
ENGINES MOTOR VEHICLE DIESEL	NO				5266
1 U KINGDOM	38	74661	432	1140914	
44 BELG LUX			1	1734	
55 GERMANY W			1	3014	
559 JAPAN			2	4850	
990 U STATES	28	82155	325	842607	
	66	156816	761	2000119	
ENGINES LOCOMOTIVE DIESEL	NO				5267
1 U KINGDOM			3	6408	
990 U STATES	8	73209	185	2253119	
	8	73209	188	2259527	
ENGINES DIESEL SEMI DIESEL NOP	NO				5268
1 U KINGDOM	83	165505	1889	2493463	
54 FRANCE	1	571	3	1661	
55 GERMANY W	27	65774	239	253390	
85 SWEDEN			1	1980	
559 JAPAN	5	1103	8	5953	
990 U STATES	253	436708	1663	4330966	
	369	669661	3803	7087413	
POWER BOILERS					5274
1 U KINGDDM				3633	
55 GERMANY W				243	
990 U STATES		81378		1103903	
		81378		1107779	
POWER BOILER PARTS					5275
1 U KINGDOM		2251		45662	
44 BELG LUX		429		22919	
55 GERMANY W				15970	
990 U STATES		111788		1506441	
		114468		1590992	
OUTBOARD MOTORS	NO				5280
1 U KINGDOM	2	165	874	64904	
55 GERMANY W			11	3391	
67 ITALY			200	20000	
990 U STATES	143	40720	5297	1428253	
	145	40885	6382	1516548	
OUTBOARD MOTOR PARTS					5283
1 U KINGDOM				3142	
44 BELG LUX				1076	
55 GERMANY W				1335	
524 MALAYA				1354	
990 U STATES		773080		7005607	
		773080		7012514	
CREAM SEPARATOR PARTS					5290
1 U KINGDOM				1112	
49 DENMARK		841		3866	
53 FINLAND		667		1495	
55 GERMANY W		196		1483	
85 SWEDEN		1436		22638	
990 U STATES		8040		84447	
		11180		115041	
CREAM SEPARATORS	NO				5292
49 DENMARK			4	7510	
53 FINLAND			2	4619	
55 GERMANY W	305	24120	1671	131816	
85 SWEDEN	337	37450	5316	524799	
990 U STATES	2	9423	55	142945	
	644	70993	7048	811689	
MILK CLARIFIERS AND PARTS					5293
49 DENMARK				4258	
85 SWEDEN				13214	

IMPORTS INTO CANADA FOR CONSUMPTION

Commodities and Countries from which Imported	MONTH OF NOVEMBER 1960		ELEVEN MONTHS ENDED NOVEMBER 1960		Class Number
	Quantities	Values (\$)	Quantities	Values (\$)	
990 U STATES				1 3558	
MILKING MACHINES AND PARTS				31030	5294
1 U KINGDOM				6260	
55 GERMANY W		8587		30893	
85 SWEDEN				30736	
990 U STATES		111616		2027655	
PASTEURIZERS DAIRY AND PARTS		120203		2095544	5295
1 U KINGDOM	NO		15	95657	
55 GERMANY W	9	19227		231	
85 SWEDEN		95		63898	
622 NEW ZEAL		537		537	
990 U STATES	45	6679	266	339996	
POWER DAIRY MACHINERY AND PTS	54	26538	281	500319	5296
1 U KINGDOM		6629		85731	
49 DENMARK		3973		6038	
55 GERMANY W				28679	
67 ITALY				395	
85 SWEDEN		62		9685	
86 SWITZRLND		6309		26349	
990 U STATES		134616		2167482	
FORKS PRONGED		151589		2324359	5301
1 U KINGDOM	DOZ	1188	64	1786	
55 GERMANY W	38	8410	5923	41674	
559 JAPAN	1309		1217	12540	
990 U STATES	27	444	620	13989	
HARVESTERS AND PARTS	1374	10042	7824	69989	5302
1 U KINGDOM	NO	76		2514	
49 DENMARK			48	19017	
990 U STATES	16	36899	1180	2581436	
HAY LOADERS AND PARTS	16	36975	1228	2602967	5303
990 U STATES	NO	151	177	68384	
MOWING MACHINES AND PARTS		151	177	68384	5305
1 U KINGDOM	NO		10	10867	
55 GERMANY W	2	1366	32	7490	
85 SWEDEN			352	100236	
990 U STATES	341	202126	6634	2909658	
POTATO DIGGERS PLANTERS PARTS	343	203492	7028	3028251	5306
1 U KINGDOM	NO		20	12484	
55 GERMANY W	1	1215	9	2626	
990 U STATES	31	22060	843	1027733	
HAY RAKES TEDDERS AND PARTS	32	23275	872	1042843	5307
1 U KINGDOM	NO		7	2757	
73 NETHRLNDS			695	164621	
990 U STATES	444	135141	9448	3058222	
RAKES N O P	444	135141	10150	3225600	5308
1 U KINGDOM	DOZ	561	752	4527	
55 GERMANY W	106	24353	11531	58455	
85 SWEDEN	4528		312	2151	
559 JAPAN	4166	3205	17085	38604	
990 U STATES	3815	19777	16388	111634	
SCYTHES	12615	47896	46068	215371	5310
1 U KINGDOM	DOZ		767	11035	
43 AUSTRIA			1412	25129	
55 GERMANY W			67	1341	
85 SWEDEN			431	7431	
990 U STATES	330	7412	2190	46095	
SICKLES OR REAPING HOOKS	330	7412	4867	91031	5311
1 U KINGDOM	DOZ		113	612	
559 JAPAN			11	76	
990 U STATES	96	701	1033	7689	
CULTIVATORS SCUFFLERS AND PTS	96	701	1157	8377	5321
1 U KINGDOM		23747		212635	
49 DENMARK				597	
54 FRANCE		3109		8790	
55 GERMANY W		3900		14697	
73 NETHRLNDS				60	
86 SWITZRLND				279	
559 JAPAN				3569	
990 U STATES		217344		6542915	
DRILLS SEED SEEDERS AND PARTS		248100		6783542	5322
1 U KINGDOM		96		1631	
55 GERMANY W				673	
614 AUSTRALIA				1286	
990 U STATES		112112		2271112	
HARROWS DISC AND PARTS		112208		2274702	5323
1 U KINGDOM				1893	
86 SWITZRLND				271	
990 U STATES		60614		1347470	
HARROWS AND PARTS N O P		60614		1349634	5324
1 U KINGDOM				48444	

IMPORTS INTO CANADA FOR CONSUMPTION

Commodities and Countries from which Imported		MONTH OF NOVEMBER 1960		ELEVEN MONTHS ENDED NOVEMBER 1960		Class Number
		Quantities	Values (\$)	Quantities	Values (\$)	
	86 SWITZRLND				2963	
	990 U STATES		42967		623626	
HOBES			42967		675033	
		DOZ				5325
	1 U KINGDOM			32	364	
	55 GERMANY W	100	441	674	3197	
	85 SWEDEN			15	576	
	559 JAPAN	36	133	2245	13477	
	990 U STATES	75	720	1983	20725	
		211	1294	4949	38339	
PLOUGHS DISC AND PARTS						5326
	1 U KINGDOM				12853	
	614 AUSTRALIA				1188	
	990 U STATES		32955		483025	
			32955		497066	
PLOUGHS AND PARTS N O P						5327
	1 U KINGDOM		14723		110655	
	54 FRANCE				1173	
	55 GERMANY W		137		215	
	990 U STATES		150432		2137149	
			165292		2249192	
ROLLERS FARM OR LAWN AND PARTS		NO				5328
	1 U KINGDOM			31	246	
	990 U STATES	3	2283	1474	93377	
		3	2283	1505	93623	
FANNING MILL PEAVINERS AND PTS		NO				5331
	990 U STATES	20	30787	367	774423	
		20	30787	367	774423	
HARVESTER COMBINES AND PARTS		NO				5332
	1 U KINGDOM		4774		38269	
	55 GERMANY W			22	61649	
	614 AUSTRALIA			1	1276	
	990 U STATES	16	549469	4425	24647160	
		16	554243	4448	24748354	
THRESHING MACHINE SEPARATORS		NO				5333
	990 U STATES			23	11897	
				23	11897	
THRESHING MACHINE PARTS						5334
	990 U STATES				45702	
					45702	
ELECT GENERATORS FARM AND PTS						5342
	990 U STATES		5698		43581	
			5698		43581	
FODDER FEED CUTTERS AND PARTS		NO				5343
	990 U STATES	6	1207	202	64265	
		6	1207	202	64265	
FRUIT VEGETABLE GRADING MACH						5344
	1 U KINGDOM				1085	
	55 GERMANY W				1554	
	73 NETHRLNOS				6497	
	86 SWITZRLND		2213		2213	
	990 U STATES		76075		824063	
			78288		835412	
GRAIN HAY GRINDERS AND PARTS		NO				5345
	85 SWEDEN				1403	
	874 MEXICO				6835	
	990 U STATES	197	74984	1365	537084	
		197	74984	1365	545322	
HAY PRESSES AND PARTS		NO				5346
	1 U KINGDOM		17275	15	133826	
	54 FRANCE			30	29960	
	55 GERMANY W			311	120384	
	73 NETHRLNOS			1	532	
	990 U STATES	922	1109636	7300	9973255	
		922	1126911	7657	10257957	
MANURE SPREADERS AND PARTS		NO				5350
	1 U KINGDOM				3483	
	990 U STATES	370	192862	5395	2453524	
		370	192862	5395	2457007	
POST HOLE DIGGERS AND PARTS		NO				5352
	990 U STATES	11	3097	3573	226843	
		11	3097	3573	226843	
SPADES AND SHOVELS N O P		DOZ				5353
	1 U KINGDOM	356	5500	9612	126504	
	49 DENMARK			25	459	
	55 GERMANY W			390	4255	
	73 NETHRLNOS			3	87	
	516 HONG KONG	33	67	78	273	
	559 JAPAN	17	175	3649	34055	
	614 AUSTRALIA			6	101	
	990 U STATES	287	2387	1801	25113	
		693	8129	15564	190847	
SPRAYING AND DUSTING MACHINES						5354
	1 U KINGDOM		105		23280	
	54 FRANCE				1604	
	55 GERMANY W		109		10979	
	67 ITALY				339	
	516 HONG KONG		55		1223	
	559 JAPAN				404	
	990 U STATES		82171		1999720	
			82440		2037549	
TRACTION DITCHING MACH AND PTS		NO				5356
	55 GERMANY W	1	312	2	2504	
	990 U STATES	4	24888	82	533993	
		5	25200	84	536497	

IMPORTS INTO CANADA FOR CONSUMPTION

Commodities and Countries from which Imported	MONTH OF NOVEMBER 1960		ELEVEN MONTHS ENDED NOVEMBER 1960		Class Number
	Quantities	Values (\$)	Quantities	Values (\$)	
TRACTORS	N O				5 3 5 7
1 U KINGDOM	683	1095845	6028	9291841	
54 FRANCE			130	217192	
55 GERMANY W	5	13092	70	160171	
67 ITALY	170	235944	470	702739	
85 SWEDEN			60	11061	
990 U STATES			20369	67951247	
	1160	4010979			
	2018	5355860	27127	78334251	
TRACTOR PARTS AND ACCESSORIES					5 3 5 8
1 U KINGDOM		229905		3031276	
54 FRANCE		97		11214	
55 GERMANY W		84961		341799	
67 ITALY		7055		84126	
73 NETHRLNDS				17587	
85 SWEDEN		1740		28169	
86 SWITZRLND		140		5139	
559 JAPAN				18503	
990 U STATES		3861724		41077566	
		4185622		44615379	
PRUNING HOOKS SHEARS DEHORNERS					5 3 6 2
1 U KINGDOM		992		6523	
44 BELG LUX		3131		3131	
49 OENMARK				321	
54 FRANCE				174	
55 GERMANY W		915		6385	
67 ITALY		10492		32536	
86 SWITZRLND				3357	
559 JAPAN				327	
990 U STATES		7146		112573	
		22676		165327	
AGRIC IMPLEMENTS NOP AND PARTS					5 3 6 3
1 U KINGDOM		42349		406127	
44 BELG LUX				623	
49 OENMARK		3793		21650	
54 FRANCE		760		7392	
55 GERMANY W		4057		120775	
67 ITALY				1414	
73 NETHRLNOS		45971		79739	
85 SWEDEN		219		2972	
86 SWITZRLND				121	
559 JAPAN		57		92601	
614 AUSTRALIA				2451	
990 U STATES		1233367		1856011	
		1330573		19295876	
KNIVES AND FORKS TABLE					5 3 7 1
1 U KINGDOM		21357		138919	
43 AUSTRIA		735		7123	
49 OENMARK		2530		20468	
53 FINLAND				1153	
54 FRANCE		77		8507	
55 GERMANY W		5062		73938	
67 ITALY		51		1073	
73 NETHRLNOS		1453		3941	
76 NORWAY				504	
85 SWEDEN		2854		9681	
86 SWITZRLND		134		262	
516 HONG KONG		378		508	
519 INDIA		331		2506	
559 JAPAN		59834		837422	
583 THAILAND		312		557	
990 U STATES		13128		137601	
		108236		1244163	
POCKET KNIVES					5 3 7 2
1 U KINGDOM		20053		116956	
49 DENMARK				210	
54 FRANCE		715		5962	
55 GERMANY W		23328		179880	
67 ITALY		1262		6208	
82 SPAIN				52	
85 SWEDEN				5162	
86 SWITZRLNO		681		6482	
516 HONG KONG				975	
559 JAPAN		2678		38601	
990 U STATES		11302		84770	
		60019		445258	
RAZORS N O P AND PARTS					5 3 7 3
1 U KINGDOM		23625		165501	
54 FRANCE		52		242	
55 GERMANY W		1840		18668	
85 SWEDEN				166	
559 JAPAN		4268		1334	
990 U STATES		29785		494936	
				680847	
SAFETY RAZOR BLADES	D O Z				5 3 7 4
1 U KINGDOM	188948	30696	1060977	161261	
49 DENMARK	4166	183	56248	2244	
55 GERMANY W	3243	200	193208	9521	
64 IRELAND	20833	936	130832	5365	
85 SWEDEN			6666	295	
355 ISRAEL			108333	4083	
990 U STATES	167621	12024	2674285	193504	
	384811	44039	4230549	376273	
SCISSORS AND SHEARS N O P					5 3 7 5
1 U KINGDOM		29655		162103	
43 AUSTRIA				402	
54 FRANCE		461		3313	

IMPORTS INTO CANADA FOR CONSUMPTION

Commodities and Countries from which Imported	MONTH OF NOVEMBER 1960		ELEVEN MONTHS ENDED NOVEMBER 1960		Class Number
	Quantities	Values (\$)	Quantities	Values (\$)	
55 GERMANY W		52861		364689	
67 ITALY		5345		57469	
73 NETHRLNDS		465		629	
86 SWITZRLND				84	
516 HONG KONG				307	
527 PAKISTAN		4687		12081	
559 JAPAN		4738		74230	
990 U STATES		37809		349319	
OTHER KNIVES N O P		136021		1024626	
1 U KINGDOM		4468		45576	5376
43 AUSTRIA		608		673	
49 DENMARK				1259	
53 FINLAND				225	
54 FRANCE		953		8772	
55 GERMANY W		12567		148139	
67 ITALY		84		2167	
85 SWEDEN		1183		12839	
86 SWITZRLND		67		4806	
516 HONG KONG		114		881	
519 INDIA				1019	
559 JAPAN		7011		61843	
990 U STATES		10808		94621	
SPOONS		37863		382820	
1 U KINGDOM		3850		22583	5377
43 AUSTRIA		366		2785	
49 DENMARK		873		8121	
53 FINLAND		149		793	
55 GERMANY W		1600		27186	
67 ITALY		131		1430	
73 NETHRLNDS		3114		9407	
76 NORWAY				122	
85 SWEDEN		2249		6357	
559 JAPAN		27013		276226	
990 U STATES		3514		29006	
KNIVES BUTCHER AND KITCHEN		42859		384016	
1 U KINGDOM		9923		136581	5378
43 AUSTRIA		212		4801	
49 DENMARK		152		597	
54 FRANCE		136		27781	
55 GERMANY W		10589		97615	
67 ITALY				137	
73 NETHRLNDS				1089	
85 SWEDEN		537		5401	
86 SWITZRLND		2344		10915	
516 HONG KONG				569	
559 JAPAN		13260		119421	
990 U STATES		16625		137294	
HINGES AND BUTTS		53778		542201	
1 U KINGDOM	LB	39670	6827	314849	5381
44 BELG LUX		3891	1435	21571	7459
55 GERMANY W		32485	8822	209627	54659
67 ITALY				4059	1157
73 NETHRLNDS				1572	431
85 SWEDEN		11767	3474	57595	19241
553 CHINA COM				4905	578
559 JAPAN		44807	6400	610031	114614
990 U STATES		63942	45974	769819	542951
CUT NAILS		196562	72932	1994028	814523
1 U KINGDOM	CWT			450	4696
43 AUSTRIA				200	1539
990 U STATES		143	5891	2023	80631
TACKS ALL KINDS N O P		143	5891	2673	86866
1 U KINGDOM	LB	5638	1331	20781	4855
55 GERMANY W		1779	613	14821	4783
559 JAPAN				1990	410
990 U STATES		3034	1485	38315	18129
WIRE NAILS DVER ONE INCH		10451	3429	75907	28177
1 U KINGDOM	CWT	305	2525	63969	487930
43 AUSTRIA		3760	24110	24460	155662
44 BELG LUX		510	4893	7870	59195
55 GERMANY W				13327	83101
67 ITALY		2000	11016	5750	34995
73 NETHRLNDS		3450	20519	15712	103613
85 SWEDEN				260	3745
246 CZECHO S		2550	12655	10335	50801
277 POLAND				15280	98996
516 HONG KONG				2464	13559
553 CHINA COM				1736	9468
559 JAPAN		2101	17045	71700	546832
990 U STATES		339	9550	8580	162947
NAILS BRADS AND SPIKES N O P		15015	102313	241443	1810844
1 U KINGDOM	LB	12004	1415	66291	15209
55 GERMANY W		5536	1893	17073	6325
559 JAPAN				16812	3621
990 U STATES		11353	5656	231930	80654
HAND SEWING NEEDLES		28893	8964	332106	105809
1 U KINGDOM			3189		54521

IMPORTS INTO CANADA FOR CONSUMPTION

Commodities and Countries from which Imported	MONTH OF NOVEMBER 1960		ELEVEN MONTHS ENDED NOVEMBER 1960		Class Number
	Quantities	Values (\$)	Quantities	Values (\$)	
55 GERMANY W		68		4 409	
246 CZECHO S				1 120	
516 HONG KONG				855	
559 JAPAN		129		2 195	
990 U STATES		800		4 210	
		4 186		6 7310	
SPRING BEARD AND LATCH NEEDLES	M				5 401
1 U KINGDOM	47	2 674	1 056	3 4972	
54 FRANCE	3	148	10	549	
55 GERMANY W	32	1 500	223	1 0543	
85 SWEDEN			5	388	
86 SWITZRLND	12	950	366	2 8720	
246 CZECHO S			10	350	
990 U STATES	558	3 2043	3 875	2 36721	
	652	3 7315	5 545	3 12243	
NEEDLES N O P					5 402
1 U KINGDOM		3 4774		28 2599	
44 BELG LUX		3 939		1 9906	
54 FRANCE				1 18	
55 GERMANY W		7 187		6 9586	
67 ITALY		279		1 2895	
73 NETHRLNDS				2275	
86 SWITZRLND		179		4216	
246 CZECHO S				4 879	
516 HONG KONG		493		1 217	
559 JAPAN		3 454		1 8013	
990 U STATES		2 2681		1 74737	
		7 2986		5 90441	
PINS N O P	LB				5 403
1 U KINGDOM	4 6123	4 3479	3 84595	3 26484	
54 FRANCE	1 894	836	2 006	1 750	
55 GERMANY W	2 469	2 170	2 6192	1 8726	
246 CZECHO S	2 094	1 112	2 9689	1 2450	
516 HONG KONG			300	82	
559 JAPAN	187	198	5 674	5 759	
990 U STATES	4 843	9 034	3 7308	7 0049	
	5 7610	5 6829	4 85764	4 35300	
PINS FOR MARKING SYSTEMS	LB				5 404
1 U KINGDOM			21	118	
990 U STATES	1 171	1 252	2 1482	3 7845	
	1 171	1 252	2 1503	3 7963	
NUTS AND BOLTS WASHERS RIVETS	LB				5 411
1 U KINGDOM	5 34613	9 3744	4 198102	8 43530	
43 AUSTRIA	9721	3 100	1 07564	2 4664	
44 BELG LUX	2 9771	3 556	5 39894	6 6220	
54 FRANCE	2 35101	3 0608	1 106597	1 45703	
55 GERMANY W	6 6341	1 7051	7 68142	1 96711	
67 ITALY	950	591	6 62297	1 7981	
73 NETHRLNDS	1 934	465	1 39883	2 6652	
85 SWEDEN	2 1856	4 851	7 50464	1 42370	
86 SWITZRLND	35	360	1 648	3 406	
288 YUGO SLAV	5 999	907	5 999	907	
355 ISRAEL			2 700	674	
516 HONG KONG			5 589	751	
559 JAPAN	2 3676	7 559	6 72530	1 06844	
990 U STATES	7 24099	3 77586	7 844920	3 955747	
	1 654096	5 40378	1 6210329	5 532160	
MACHINE AND OTHER SCREWS N O P					5 412
1 U KINGDOM		1 4314		2 17029	
43 AUSTRIA		200		3993	
44 BELG LUX		5 503		1 8196	
54 FRANCE		1 425		8458	
55 GERMANY W		3 595		4 8560	
67 ITALY				10 482	
73 NETHRLNDS		1 406		7276	
85 SWEDEN		399		3 5335	
86 SWITZRLND				983	
516 HONG KONG				749	
559 JAPAN		8 008		5 9128	
990 U STATES		2 17248		2 116320	
		2 52098		2 526509	
WOOD SCREWS OF IRON OR STEEL					5 413
1 U KINGDOM		2 216		2 2432	
43 AUSTRIA		1 373		3 0624	
44 BELG LUX		1 394		2 809	
55 GERMANY W		3 261		4 5719	
73 NETHRLNDS				434	
85 SWEDEN		5 366		3 3291	
246 CZECHO S				436	
355 ISRAEL				4 397	
516 HONG KONG				1 835	
559 JAPAN		11 482		9 7730	
886 P RICO				2 869	
990 U STATES		5 325		10 9285	
		30 417		35 1861	
FISH HOOKS COMMERCIAL					5 421
1 U KINGDOM				1 878	
76 NORWAY		6 257		5 1355	
559 JAPAN		328		1 191	
990 U STATES		2 039		1 7852	
		8 624		7 2276	
HARDWARE N O P					5 422
1 U KINGDOM		8 0641		5 13972	
43 AUSTRIA		1 549		4 644	
49 DENMARK				243	
54 FRANCE		476		810	

IMPORTS INTO CANADA FOR CONSUMPTION

Commodities and Countries from which Imported	MONTH OF NOVEMBER 1960		ELEVEN MONTHS ENDED NOVEMBER 1960		Class Number
	Quantities	Values (\$)	Quantities	Values (\$)	
55 GERMANY W		20357		116780	
67 ITALY				3244	
73 NETHRLNDS		412		54107	
76 NORWAY				240	
85 SWEDEN		658		56629	
246 CZECHO S				3435	
516 HONG KONG				3426	
559 JAPAN		11675		53703	
614 AUSTRALIA				347	
990 U STATES		406691		3866145	
		522459		4677725	
LOCKS OF IRON OR STEEL					5423
1 U KINGDOM		5500		39510	
43 AUSTRIA				3417	
49 DENMARK				194	
55 GERMANY W		792		34847	
67 ITALY		1373		5133	
85 SWEDEN				775	
86 SWITZRLND				1078	
246 CZECHO S		2099		2657	
262 HUNGARY				503	
516 HONG KONG				3950	
559 CHINA COM				318	
559 JAPAN				3433	
990 U STATES		56895		817738	
		66659		913553	
SKATES ICE AND PARTS	PAIR				5425
1 U KINGDOM	349	1695	30373	51813	
43 AUSTRIA			32	235	
85 SWEDEN			800	1592	
990 U STATES	1104	1598	2590	5105	
	1453	3293	33795	58745	
SKATES ROLLER AND PARTS	PAIR				5426
1 U KINGDOM			1391	2453	
516 HONG KONG			600	352	
559 JAPAN	1540	737	6232	3655	
990 U STATES	834	2313	15546	53795	
	2374	3050	23769	60255	
CARPET SWEEPERS	NO				5441
1 U KINGDOM			1988	8218	
85 SWEDEN			1000	1354	
886 P RICO	588	5145	2200	18752	
990 U STATES	889	4825	10124	57052	
	1477	9970	15312	85376	
CLEANERS ELECTRIC VACUUM	NO				5442
1 U KINGDOM	710	20526	8044	202316	
49 DENMARK	24	1909	314	11995	
55 GERMANY W			1025	32297	
67 ITALY			50	980	
73 NETHRLNDS	684	14140	7613	159013	
85 SWEDEN	100	6829	200	13604	
990 U STATES	6140	261605	86947	3189632	
	7658	305009	104193	3609837	
CLEANERS HAND VACUUM AND PARTS					5443
1 U KINGDOM		89534		547538	
49 DENMARK		169		469	
55 GERMANY W		1861		7358	
73 NETHRLNDS		56		3030	
85 SWEDEN				9680	
559 JAPAN		127		12034	
824 JAMAICA				72	
990 U STATES		155397		1910105	
		247144		2490286	
CLOTHES WRINGERS DOMESTIC					5444
990 U STATES		10411		124330	
		10411		124330	
SEWING MACHINES DOMESTIC	NO				5445
1 U KINGDOM	2000	31931	10404	206330	
53 FINLAND			2	188	
54 FRANCE	600	18503	3913	122731	
55 GERMANY W	24	1987	2163	195956	
67 ITALY	2	157	1349	68151	
73 NETHRLNDS	3	310	5	440	
82 SPAIN	200	3649	1050	22624	
85 SWEDEN			393	25076	
86 SWITZRLND	670	51974	5436	389244	
246 CZECHO S	355	11962	2386	83133	
519 INDIA			641	9462	
559 JAPAN	5715	109311	75587	1646881	
614 AUSTRALIA			1	60	
990 U STATES	1618	105314	28938	1940537	
	11187	335098	132268	4710813	
SEWING MACH ATTACHMNTS DOMESTIC					5446
1 U KINGDOM		30101		146808	
55 GERMANY W				410	
67 ITALY				122	
86 SWITZRLND		829		4986	
559 JAPAN				19644	
990 U STATES		11292		239844	
		42222		411814	
SEWING MACHINE PARTS DOMESTIC					5447
1 U KINGDOM		60390		486582	
49 DENMARK				88	
55 GERMANY W		2017		19992	
67 ITALY				1753	
85 SWEDEN		112		260	

IMPORTS INTO CANADA FOR CONSUMPTION

Commodities and Countries from which Imported	MONTH OF NOVEMBER 1960		ELEVEN MONTHS ENDED NOVEMBER 1960		Class Number
	Quantities	Values (\$)	Quantities	Values (\$)	
86 SWITZRLND		516		6299	
246 CZECHO S		434		1157	
258 GERMANY E				227	
288 YUGO SLAV		1715		2180	
559 JAPAN		279		13771	
990 U STATES		44791		480534	
		110254		1012843	
CLOTHES DRYERS DOMESTIC ELECTR	NO				5448
1 U KINGDOM	102	4664	1881	77763	
55 GERMANY W	28	1213	476	18857	
85 SWEDEN			2	74	
990 U STATES	4426	556942	21332	3380935	
	4556	562819	23691	3477629	
WATER PUMPS DOMESTIC	NO				5449
1 U KINGDOM	311	4329	2644	25509	
43 AUSTRIA	6	978	11	1856	
246 CZECHO S			504	2103	
990 U STATES	8	944	426	28976	
	325	6251	3585	58444	
WASHING MACHINES ELECTRIC	NO				5450
1 U KINGDOM	17	1887	175	15147	
54 FRANCE			5	476	
85 SWEDEN			2	296	
990 U STATES	4211	573056	36899	5201999	
	4228	574943	37081	5217918	
WASHING MACHINES N O P	NO				5451
990 U STATES			522	127376	
			522	127376	
WASHING MACHINE PARTS					5453
1 U KINGDOM		101		1936	
990 U STATES		467309		4784906	
		467410		4786842	
IRONERS DOMESTIC ELEC AND PTS	NO				5454
990 U STATES		53	531	20808	
		53	531	20808	
ARTICLES FOR SMELTING IRON					5461
1 U KINGDOM		97		86907	
55 GERMANY W		140167		719874	
76 NORWAY				103662	
85 SWEDEN				11617	
990 U STATES		126578		1191636	
		266842		2113696	
BLOWERS SMELTING APPARATUS					5462
44 BELG LUX				9717	
54 FRANCE				382	
67 ITALY				980	
86 SWITZRLND		26257		26257	
990 U STATES		35735		423128	
		61992		460464	
BUDDLES VANNERS SLIME TABLES					5463
990 U STATES		339		634182	
		339		634182	
CHDCK RELEASE APPARATUS					5465
1 U KINGDOM				8123	
				8123	
COAL HEADING MACHINES					5466
55 GERMANY W				12062	
67 ITALY				2625	
990 U STATES		8435		129173	
		8435		143860	
MINERS LAMPS AND ACCESSORIES					5467
1 U KINGDOM		899		26057	
55 GERMANY W				265	
85 SWEDEN				2332	
990 U STATES		22088		474898	
		22987		503552	
AMALGAM SAFES ORE SAMPLERS					5468
1 U KINGDOM		69		30297	
55 GERMANY W				3123	
990 U STATES		37909		665878	
		37978		699298	
SUNDRY METALLURGICAL APPARATUS					5469
1 U KINGDOM		52782		348996	
54 FRANCE		848		41019	
55 GERMANY W		220596		388626	
67 ITALY				36035	
76 NORWAY		9483		213594	
85 SWEDEN				3845	
86 SWITZRLND				2936	
990 U STATES		377210		4853529	
		660919		5888580	
DIAMOND DRILLS CORE DRILLS					5470
1 U KINGDOM		53995		294982	
55 GERMANY W				18036	
85 SWEDEN				561	
990 U STATES		14999		268907	
		68994		582486	
MINE LOADING MACH CONVEYORS					5471
1 U KINGDOM		6174		652903	
55 GERMANY W				23917	
85 SWEDEN		8588		84606	
990 U STATES		392321		8100963	
		407083		8862389	
MACHINERY ALLUVIAL MINING					5473
990 U STATES		928		200623	
		928		200623	

IMPORTS INTO CANADA FOR CONSUMPTION

Commodities and Countries from which Imported	MONTH OF NOVEMBER 1960		ELEVEN MONTHS ENDED NOVEMBER 1960		Class Number
	Quantities	Values (\$)	Quantities	Values (\$)	
MACHINERY ORE HANDLING 990 U STATES				16988	5474
				16988	
MACHINERY ORE CONCENTRATION 1 U KINGDOM 44 BELG LUX 55 GERMANY W 990 U STATES		6010		64806	5475
				3113	
		273		462	
		78559		984310	
		84842		1052691	
MACHINERY METAL REFINING 1 U KINGDOM 54 FRANCE 55 GERMANY W 67 ITALY 86 SWITZRLND 990 U STATES		52		10540	5476
				47238	
				78625	
				82206	
				2269	
		34841		454271	
		34893		675149	
ORE CRUSHERS GRINDING MILLS 1 U KINGDOM 44 BELG LUX 54 FRANCE 55 GERMANY W 67 ITALY 427 UN SO AFR 990 U STATES		37438		287907	5477
				3958	
				73065	
		34175		69293	
				2003	
				3036	
		161652		1873643	
		233265		2312905	
COAL CUTTERS AUGERS DRILLS 1 U KINGDOM 55 GERMANY W 990 U STATES		869		61045	5478
				1253	
		6751		81355	
		7620		143653	
PUMPS PREC METAL EXTRACTION 54 FRANCE 990 U STATES				2729	5480
		9269		173902	
		9269		176631	
ROCK DRILLS AND PARTS 1 U KINGDOM 53 FINLAND 85 SWEDEN 427 UN SO AFR 990 U STATES			NO		5481
		20581	251	286486	
	25	8045	30	13843	
	20	24096	214	240176	
		1840		41277	
	28	153604	356	1544945	
	73	208166	851	2126727	
WELL DRILLING MACHINERY 1 U KINGDOM 55 GERMANY W 67 ITALY 85 SWEDEN 559 JAPAN 990 U STATES		16672		440005	5482
				6958	
				3228	
				16122	
		667		1704	
		2726954		32899491	
		2744293		33367508	
ADDING MACHINES AND PARTS 1 U KINGDOM 54 FRANCE 55 GERMANY W 67 ITALY 76 NORWAY 85 SWEDEN 86 SWITZRLND 990 U STATES			NO		5500
	146	20132	1153	214459	
	120	17157	925	123707	
	142	13281	1653	180273	
	71	5346	3035	310903	
	15	576	1194	58732	
	161	20453	1880	132562	
		69		133	
	544	126559	5066	1239218	
	1199	203573	14906	2259987	
BOOKKEEPING MACHINES AND PARTS 1 U KINGDOM 49 DENMARK 54 FRANCE 55 GERMANY W 67 ITALY 73 NETHRLNDS 85 SWEDEN 86 SWITZRLND 258 GERMANY E 785 VENEZUELA 990 U STATES			NO		5501
	10	15462	519	579845	
			1046	27669	
			2	466	
	45	32959	845	451740	
	15	4854	4736	1244386	
	50	8110	153	33805	
	50	6203	852	148869	
	10	945	198	21190	
			12	6321	
				4854	
	384	1943896	3994	18917214	
	564	2012429	12357	21436359	
CASH REGISTERS 1 U KINGDOM 55 GERMANY W 76 NORWAY 85 SWEDEN 990 U STATES					5502
		1159		1159	
		8286		52184	
		4522		19858	
		72374		498235	
		40455		580323	
		126796		1151759	
CASH REGISTER PARTS 55 GERMANY W 85 SWEDEN 990 U STATES					5503
		1003		7603	
		2194		17704	
		125529		1748805	
		128726		1774112	
Dictating Machines AND PARTS 1 U KINGDOM 44 BELG LUX 49 DENMARK 54 FRANCE 55 GERMANY W 73 NETHRLNDS 86 SWITZRLND 990 U STATES					5504
		31825		266453	
				193	
		79		3606	
				384	
		84116		494366	
		29704		126860	
		229		1165	
		62612		949322	
		208565		1842349	

IMPORTS INTO CANADA FOR CONSUMPTION

Commodities and Countries from which Imported		MONTH OF NOVEMBER 1960		ELEVEN MONTHS ENDED NOVEMBER 1960		Class Number
		Quantities	Values (\$)	Quantities	Values (\$)	
TYPEWRITERS		NO				5505
1	U KINGDOM	4042	214033	18365	1218701	
54	FRANCE	6	219	208	6091	
55	GERMANY W	201	10554	6292	370074	
67	ITALY	200	8351	1676	116566	
73	NETHRLNDS	700	20684	5270	172668	
82	SPAIN	100	2500	310	7780	
85	SWEDEN			612	40964	
86	SWITZRLND	254	9884	2228	131787	
246	CZECHO S	262	7886	7096	144181	
258	GERMANY E	602	15550	2108	50275	
559	JAPAN	2	89	2	89	
990	U STATES	541	95130	7541	842517	
		6910	384880	51708	3101693	
TYPEWRITER PARTS						5506
1	U KINGDOM		8813		394300	
44	BELG LUX		102		1075	
54	FRANCE		630		3141	
55	GERMANY W		13850		70920	
67	ITALY		204		1637	
73	NETHRLNDS		453		943	
85	SWEDEN		62		182	
86	SWITZRLND		3896		19629	
246	CZECHO S		13948		134313	
990	U STATES		309030		3659007	
			350988		4285147	
ELECTRONIC COMPUTERS AND PARTS		NO				5510
1	U KINGDOM			1	241594	
990	U STATES	7	896856	55	2847094	
		7	896856	56	3088688	
MACHINERY 412A PAPER WORKING						5511
1	U KINGDOM		30391		578000	
44	BELG LUX				724	
49	DENMARK				10586	
54	FRANCE		13143		103383	
55	GERMANY W		47296		1095003	
67	ITALY		1747		34341	
73	NETHRLNDS		75		36295	
85	SWEDEN				31748	
86	SWITZRLND		1593		239862	
246	CZECHO S				3290	
258	GERMANY E		11978		28926	
559	JAPAN		53625		55122	
886	P RICO				25409	
990	U STATES		1092971		11686088	
			1252819		13928777	
MACHINERY 412A CELLULOSE						5512
1	U KINGDOM				42760	
55	GERMANY W				11051	
990	U STATES		71997		167175	
			71997		220986	
NEWSPAPER PRESSES AND PARTS		NO				5513
1	U KINGDOM		454867	1	642409	
55	GERMANY W			1	12305	
86	SWITZRLND				596	
990	U STATES	1	51900	15	759183	
		1	506767	17	1414493	
FLAT BED CYL PRESSES AND PARTS		NO				5514
1	U KINGDOM				444	
990	U STATES	2	13457	4	45109	
		2	13457	4	45553	
PRINTING PRESSES N O P AND PTS		NO				5515
1	U KINGDOM	773	137597	8129	1220667	
49	DENMARK		1459	761	54284	
54	FRANCE		301	4	31559	
55	GERMANY W	41	54053	595	1042670	
67	ITALY	37	25254	233	190939	
73	NETHRLNDS			163	9869	
85	SWEDEN	194	39636	297	174604	
86	SWITZRLND	1	493	5	12353	
246	CZECHO S	1	2000	10	13852	
559	JAPAN			2	29039	
990	U STATES	708	862077	8671	8532736	
		1755	1122870	18870	11312572	
TYPECASTING MACHINES AND PARTS						5516
1	U KINGDOM		2685		24689	
55	GERMANY W				860	
67	ITALY				1679	
85	SWEDEN				9000	
990	U STATES		299413		2436534	
			302098		2472762	
TYPEMAKING ACCESSORIES AND PTS						5517
1	U KINGDOM				5179	
55	GERMANY W				139	
990	U STATES		1053		49719	
			1053		55037	
SHOVELS PWR NOT MDE CANADA NOP		NO				5518
1	U KINGDOM	1	11775	8	73491	
55	GERMANY W			6	66687	
73	NETHRLNDS			1	5126	
990	U STATES	1	12444	134	2105004	
		2	24219	149	2250308	
SHOVELS POWER MADE CANADA NOP		NO				5519
1	U KINGDOM	1	16040	3	43114	
85	SWEDEN			3	85173	
990	U STATES	9	231559	89	1935678	
		10	247599	95	2063965	

IMPORTS INTO CANADA FOR CONSUMPTION

Commodities and Countries from which Imported	MONTH OF NOVEMBER 1960		ELEVEN MONTHS ENDED NOVEMBER 1960		Class Number
	Quantities	Values (\$)	Quantities	Values (\$)	
SHOVELS POWER PARTS OF N O P					5520
1 U KINGDOM		5966		54476	
54 FRANCE		2372		2372	
55 GERMANY W				10353	
67 ITALY				3417	
85 SWEDEN				2483	
990 U STATES		398676		6018474	
		407014		6091575	
AIR COMPRESSING MACH AND PARTS					5521
1 U KINGDOM		97416		1257756	
43 AUSTRIA				10162	
44 BELG LUX				60223	
49 DENMARK				1714	
54 FRANCE		3179		25421	
55 GERMANY W		778		125678	
67 ITALY		4905		10515	
85 SWEDEN		2183		88871	
86 SWITZRLND		12230		76758	
246 CZECHO S				1920	
874 MEXICO				3360	
990 U STATES		781079		9906980	
		901770		11569358	
BAKERY MACHINERY AND PARTS					5522
1 U KINGDOM		16409		94471	
43 AUSTRIA		170		10962	
49 DENMARK				13041	
54 FRANCE				1321	
55 GERMANY W		848		15960	
67 ITALY		78		79087	
73 NETHRLNDS		4753		35011	
85 SWEOEN		568		8339	
86 SWITZRLND				5165	
990 U STATES		181384		3268173	
		204210		3531530	
CHAIN SAWS AND PARTS					5523
55 GERMANY W	NO	1973	64	17345	
73 NETHRLNDS			1	243	
76 NORWAY			1	1921	
85 SWEDEN	150	22204	952	160771	
990 U STATES	848	382667	4422	3455688	
	998	413844	5440	3635968	
COAL CARBONIZING MACH AND PTS					5524
990 U STATES		384		95765	
		384		95765	
SEWING MACH INDUSTRIAL AND PTS					5525
1 U KINGDOM	NO				
44 BELG LUX	36	7118	757	120285	
49 DENMARK		1904		17164	
54 FRANCE	1	1215	13	15159	
55 GERMANY W	599	57790	1502	2389	
67 ITALY		503	45	176497	
85 SWEDEN			6	8112	
86 SWITZRLND	18	23691	112	614	
559 JAPAN		1064	523	30824	
990 U STATES	513	188508	4257	36852	
	1167	281793	7227	2108977	
				2516873	
CLAY PRODUCTS MACH AND PARTS					5526
1 U KINGDOM				1621	
55 GERMANY W				433	
86 SWITZRLND				155	
990 U STATES		4374		100956	
		4374		103165	
COAL COKE AND GAS MACH AND PTS					5527
1 U KINGDOM				8840	
990 U STATES		352491		1744715	
		352491		1753555	
WASTE RECOVERY MACH AND PARTS					5528
1 U KINGDDM		4173		57622	
55 GERMANY W				10765	
990 U STATES		10518		493342	
		14691		561729	
COAL HANDLING MACHINES AND PTS					5529
1 U KINGDOM				13253	
990 U STATES		11790		326174	
		11790		409427	
CONCRETE MIXING MACH AND PARTS					5530
1 U KINGDOM	NO				
49 DENMARK		685	23	43667	
55 GERMANY W		19655	7	93	
990 U STATES	5	37968	281	61332	
	5	58308	311	785481	
				890573	
ROCK DRILL BITS					5531
1 U KINGDOM	NO				
43 AUSTRIA	433	4798	3052	18201	
55 GERMANY W			240	1665	
85 SWEDEN			100	915	
427 UN SO AFR	2752	24377	27663	283520	
990 U STATES	2919	129632	12882	93699	
	6104	158807	34786	993244	
			78723	1391244	
DENTAL ENGINES ELECTRIC					5532
1 U KINGDOM	NO				
55 GERMANY W			4	531	
990 U STATES	12	1229	12	590	
	12	1229	167	24672	
			183	25793	
HAND FIRE EXTINGUISHERS					5534
1 U KINGDOM		1329		13354	

IMPORTS INTO CANADA FOR CONSUMPTION

Commodities and Countries from which Imported	MONTH OF NOVEMBER 1960		ELEVEN MONTHS ENDED NOVEMBER 1960		Class Number	
	Quantities	Values (\$)	Quantities	Values (\$)		
990 U STATES		89419		1273514	5535	
FERTILIZER MACHINERY AND PARTS		90748		1286868		
1 U KINGDOM		549		213192	5536	
49 DENMARK				709		
55 GERMANY W				263		
76 NORWAY				29290		
990 U STATES		779		33885		
FISH PREPARING MACH AND PARTS		1328		277339	5537	
1 U KINGDOM				6270		
49 DENMARK				15629	5538	
55 GERMANY W		1267		150518		
990 U STATES		464		96105		
		1731		268522		
REFRIGERATING MACH AND PARTS						
1 U KINGDOM		44117		257320	5539	
49 DENMARK				32824		
55 GERMANY W		3319		11115		
990 U STATES		746152		10716835		
		793588		11018094		
LAWN MOWERS POWER AND PARTS	NO				5540	
1 U KINGDOM	125	6119	2158	86678		
990 U STATES	2907	162022	79765	4407384		
LAWN MOWERS N O P		3032	168141	81923	4494062	5541
1 U KINGDOM	NO					
990 U STATES	10775	84666	47869	380992		
LEATHER MACHINERY AND PARTS		3	62	5785	76390	5542
1 U KINGDOM	10778	84728	53654	457382		
55 GERMANY W						
67 ITALY						
73 NETHRLNDS						
990 U STATES		12069		146238	5543	
		12635		167004		
LOGGING MCHY AND PARTS N O P					5544	
1 U KINGDOM				71254		
55 GERMANY W		171		18784		
73 NETHRLNDS				11357		
76 NORWAY				1000		
85 SWEDEN				9020		
86 SWITZRLND		1096		117346		
559 JAPAN		396		40341		
622 NEW ZEAL				400		
990 U STATES		408065		7936517		
METAL DRILLING MACH AND PARTS		409728		8206019		
1 U KINGDOM		45837		363955		5545
43 AUSTRIA		1225		1225		
44 BELG LUX		2455		23300		
49 DENMARK				108		
54 FRANCE				21747		
55 GERMANY W		965		37799		
67 ITALY				22423		
73 NETHRLNDS				9731		
85 SWEDEN				18315		
86 SWITZRLND		17414		62946		
246 CZECHO S		5466		41325		
277 POLAND				3550		
559 JAPAN				52		
990 U STATES		320839		2103387		
METAL GRINDING MACH AND PARTS		394201		2709863		
1 U KINGDOM		63255		441010	5546	
44 BELG LUX				4788		
49 DENMARK		20885		83551		
54 FRANCE		10675		13666		
55 GERMANY W		6082		266940		
67 ITALY		1898		7645		
73 NETHRLNDS		5078		45904		
85 SWEDEN		2568		34501		
86 SWITZRLND		1923		33720		
246 CZECHO S		2519		30190		
559 JAPAN				757		
990 U STATES		247136		4088007		
METALWORKING LATHES AND PARTS		362019		5050679		
1 U KINGDOM		104960		988563		5547
43 AUSTRIA		3186		25729		
44 BELG LUX				10143		
49 DENMARK				7544		
54 FRANCE		4782		23858		
55 GERMANY W		37131		388107		
67 ITALY		131		28535		
73 NETHRLNDS				1792		
85 SWEDEN				19436		
86 SWITZRLND		3253		17688		
246 CZECHO S		285		55291		
258 GERMANY E				329		
990 U STATES		310511		2793647		
METAL MILLING MACHINES AND PTS		464239		4360662		
1 U KINGDOM		35888		692223	5548	
44 BELG LUX				925		
49 DENMARK		11243		34201		

IMPORTS INTO CANADA FOR CONSUMPTION

Commodities and Countries from which Imported	MONTH OF NOVEMBER 1960		ELEVEN MONTHS ENDED NOVEMBER 1960		Class Number
	Quantities	Values (\$)	Quantities	Values (\$)	
54 FRANCE		11830		25165	
55 GERMANY W		18928		177833	
67 ITALY		8699		73780	
73 NETHRLNDS		5838		28684	
85 SWEQEN		1414		76094	
86 SWITZRLND		2617		35488	
246 CZECHO S		3167		25709	
277 POLAND				12919	
990 U STATES		121214		1482433	
		220838		2665454	
METALWORKING PLANERS AND PARTS					5546
1 U KINGDOM		1160		2886	
55 GERMANY W				10038	
990 U STATES		267		17349	
		1427		30273	
METALWORKING PRESSES AND PARTS					5547
1 U KINGDOM		12658		189244	
44 BELG LUX		5186		7317	
49 DENMARK				2225	
54 FRANCE				2213	
55 GERMANY W		11145		143299	
67 ITALY				12220	
73 NETHRLNDS				11053	
85 SWEDEN				1929	
86 SWITZRLND		2639		8178	
614 AUSTRALIA				13772	
990 U STATES		343339		4295192	
		374967		4686642	
METAL ROLLING MILL MCH AND PARTS					5548
1 U KINGDOM		47191		363419	
55 GERMANY W		110627		482138	
67 ITALY				18660	
85 SWEQEN				4349	
86 SWITZRLNO				334	
990 U STATES		186345		6193294	
		344163		7062194	
METAL SHAPERS SLOTTERS AND PARTS					5549
1 U KINGDOM		20937		99280	
55 GERMANY W				17528	
85 SWEQEN				8425	
86 SWITZRLND				5741	
246 CZECHO S				6363	
990 U STATES		22955		493609	
		43892		630946	
METALWORKING MCH AND PARTS					5550
1 U KINGDOM		87853		624061	
43 AUSTRIA				394	
44 BELG LUX				2245	
49 DENMARK				17721	
54 FRANCE		54261		59281	
55 GERMANY W		111495		557275	
67 ITALY		140		81325	
73 NETHRLNDS		1013		7441	
85 SWEDEN		5803		35430	
86 SWITZRLNO		283		48983	
559 JAPAN				4126	
614 AUSTRALIA				1338	
990 U STATES		536174		7403762	
		797022		8843382	
MOTION PICTURE PROJECTORS					5551
1 U KINGDOM		18481		67300	
43 AUSTRIA		10106		240462	
49 DENMARK				2389	
54 FRANCE		1477		9271	
55 GERMANY W		4780		47409	
67 ITALY		133		8804	
73 NETHRLNDS				4637	
86 SWITZRLND				19122	
258 GERMANY E		400		400	
559 JAPAN		26296		247060	
614 AUSTRALIA		484		971	
815 BERMUOA				12713	
990 U STATES		435605		3501622	
		497762		4162190	
CRANES ETC NOT MADE IN CANADA	NO				5552
1 U KINGDOM	9	757	120	115875	
55 GERMANY W	10	8251	22	59243	
64 IRELAND			1	24511	
73 NETHRLNDS			6	19172	
76 NORWAY			1	805	
85 SWEDEN	14	13597	133	118712	
990 U STATES	87	512576	890	3472172	
	120	535181	1173	3810490	
CRANES ETC KIND MADE IN CANADA	NO				5553
1 U KINGDOM	33	6010	586	99199	
54 FRANCE			10	3158	
55 GERMANY W	39	92539	295	240111	
67 ITALY			3	13564	
76 NORWAY	17	9330	145	86454	
85 SWEDEN			9	28575	
559 JAPAN			205	5795	
813 BAHAMAS			1	22000	
990 U STATES	150	216026	2083	2921476	
	239	323905	3337	3420332	
CRANES HOISTS ETC AND PARTS OF					5554
1 U KINGDOM		56099		283245	

IMPORTS INTO CANADA FOR CONSUMPTION

Commodities and Countries from which Imported	MONTH OF NOVEMBER 1960		ELEVEN MONTHS ENDED NOVEMBER 1960		Class Number
	Quantities	Values (\$)	Quantities	Values (\$)	
54 FRANCE				41304	
55 GERMANY W		19235		69676	
73 NETHRLNDS				90	
76 NORWAY		3354		6320	
85 SWEDEN				33043	
86 SWITZRLND				437	
990 U STATES		199507		2293156	
OZONE GENERATORS AND PARTS		278195		2727271	5555
54 FRANCE		19069		19148	
55 GERMANY W				1618	
86 SWITZRLND		1439		8644	
990 U STATES		1384		25559	
PAPER MILL MACHINES AND PARTS		21892		54969	5556
1 U KINGDOM		304977		2489270	
43 AUSTRIA		5382		26475	
54 FRANCE		957		20791	
55 GERMANY W		6898		205435	
85 SWEDEN		743		16802	
86 SWITZRLND				36756	
559 JAPAN				2057	
785 VENEZUELA		6000		6000	
990 U STATES		398554		4782622	
PULP MILL MACHINES AND PARTS		723511		7586285	5557
1 U KINGDOM		4838		96286	
55 GERMANY W				2098	
67 ITALY				2000	
76 NORWAY		23496		25742	
85 SWEDEN		20618		673667	
990 U STATES		95795		1248238	
POWER PUMPS N O P AND PARTS		144747		2048731	5558
1 U KINGDOM	208	106774	3166	767920	
44 BELG LUX			1	4386	
49 DENMARK				196	
54 FRANCE			1013	16973	
55 GERMANY W	6	3705	800	124327	
64 IRELAND				93	
67 ITALY	4	3468	9	11877	
73 NETHRLNDS	4	1313	364	11015	
76 NORWAY			1	134	
85 SWEDEN	38	32174	290	179164	
86 SWITZRLND	3	1382	63	14982	
427 UN SO AFR				155	
559 JAPAN			10	837	
990 U STATES	5009	868770	52347	9517722	
RIFLE MAKING MACHINERY	5272	1017586	58064	10649781	5559
990 U STATES				18299	
ROAD MAKING MACHINERY AND PTS				18299	5560
1 U KINGDOM		6579		350474	
990 U STATES		187718		5684241	
TRENCH AND DITCH MACH AND PTS		194297		6034715	5561
990 U STATES		5519		78716	
ROLLERS STREET ROAD AND PARTS		5519		78716	5562
1 U KINGDOM		2640	9	50211	
55 GERMANY W			5	12177	
85 SWEDEN			28	79400	
990 U STATES	2	27505	445	1578041	
ROLLS CAST FOR ROLLING STEEL	2	30145	487	1719829	5563
1 U KINGDOM		42722		305922	
55 GERMANY W				6227	
990 U STATES		135472		2136529	
SAWMILL MACHINERY AND PARTS		178194		2448678	5564
1 U KINGDOM				4837	
43 AUSTRIA				5604	
44 BELG LUX				4403	
55 GERMANY W		5832		202297	
85 SWEDEN		10083		45657	
990 U STATES		150290		1166109	
SCRAPERS RAILWAY OR ROAD		166205		1428907	5565
990 U STATES		249540		2968561	
SHOE MACHINERY AND PARTS		249540		2968561	5566
1 U KINGDOM		7947		49233	
44 BELG LUX				1481	
49 DENMARK		1321		30410	
54 FRANCE		2815		36991	
55 GERMANY W		3196		63358	
67 ITALY		1111		36167	
73 NETHRLNDS				3448	
85 SWEDEN				4385	
246 CZECHO S		90		7614	
990 U STATES		161831		1430970	
ROLLS CAST FOR ROLLING PAPER		178311		1664057	5567
1 U KINGDOM		24250		146825	
55 GERMANY W				101047	

IMPORTS INTO CANADA FOR CONSUMPTION

Commodities and Countries from which Imported	MONTH OF NOVEMBER 1960		ELEVEN MONTHS ENDED NOVEMBER 1960		Class Number
	Quantities	Values (\$)	Quantities	Values (\$)	
990 U STATES		31902		222098	
STREET CLEANING MACH AND PARTS		56152		469970	5569
1 U KINGDOM				61	
55 GERMANY W		18478		18478	
990 U STATES		182219		988125	
BEEET SUGAR MACHINERY AND PARTS		200697		1006664	5570
1 U KINGDOM				3510	
990 U STATES		4795		158147	
VENEER DRYING MACHINES AND PTS		4795		161657	5571
990 U STATES		1118		537509	
WATER METERS N O P AND PARTS	NO	1118		537509	5572
1 U KINGDOM	4	1932	43	14258	
990 U STATES	5	6188	97	41764	
WATER TURBINES AND PARTS	9	8120	140	56022	5573
1 U KINGDOM				46889	
54 FRANCE				60356	
67 ITALY				1809	
85 SWEDEN				44124	
86 SWITZRLND				3611	
990 U STATES		4471		574819	
WIRE STITCHER STAPLERS AND PTS		4471		731608	5574
1 U KINGDOM		3143		18224	
43 AUSTRIA				392	
54 FRANCE				1076	
55 GERMANY W		321		13907	
67 ITALY		1134		4861	
76 NORWAY				302	
85 SWEDEN				51231	
553 CHINA CDM				373	
559 JAPAN		1269		33202	
990 U STATES		96822		1037149	
YARN CORD FABRIC MACH AND PTS		102689		1160717	5575
1 U KINGDOM		345664		3434847	
43 AUSTRIA		21506		4666	
44 BELG LUX				119100	
49 DENMARK				3212	
54 FRANCE		2680		28087	
55 GERMANY W		45870		604691	
67 ITALY		80090		807880	
73 NETHRLNDS				15935	
85 SWEDEN				2079	
86 SWITZRLND		157718		633971	
246 CZECHO S				426	
258 GERMANY E		52		1607	
262 HUNGARY				352	
277 POLAND				14147	
355 ISRAEL				5617	
559 JAPAN		429		39684	
990 U STATES		1386272		12312912	
ALL MACHINERY N O P AND PARTS		2040281		18029213	5576
1 U KINGDOM		826087		9166445	
43 AUSTRIA		13586		211445	
44 BELG LUX		81909		181011	
49 DENMARK		29637		175691	
53 FINLAND				11396	
54 FRANCE		36102		387274	
55 GERMANY W		243042		3192127	
64 IRELAND				715	
67 ITALY		23387		449181	
73 NETHRLNDS		37465		189356	
76 NORWAY		61		41554	
78 PORTUGAL		6054		17507	
82 SPAIN				430	
85 SWEDEN		206581		1268015	
86 SWITZRLND		98529		764707	
246 CZECHO S		82		1620	
258 GERMANY E				1320	
277 POLAND				1173	
427 UN SO AFR				4636	
516 HONG KONG				627	
559 JAPAN		5224		106177	
614 AUSTRALIA		16791		56802	
622 NEW ZEAL				925	
785 VENEZUELA				882	
813 BAHAMAS				4841	
824 JAMAICA				350	
848 CUBA				6358	
874 MEXICO				8344	
886 P RICO		31940		312481	
990 U STATES		9930956		125241317	
CIGARETTE CIGAR MACH AND PARTS		11587433		141804707	5577
1 U KINGDOM		9209		1074986	
55 GERMANY W		20587		110717	
85 SWEDEN		69		34653	
990 U STATES		33532		430827	
		63397		1651183	

IMPORTS INTO CANADA FOR CONSUMPTION

Commoarties and Countries from which Imported	MONTH OF NOVEMBER 1960		ELEVEN MONTHS ENDED NOVEMBER 1960		Class Number
	Quantities	Values (\$)	Quantities	Values (\$)	
VENEER OR PLYWOOD MACH AND PTS					5578
1 U KINGDOM				485	
55 GERMANY W		2228		84868	
990 U STATES		13601		446896	
		15829		532249	
FORGED STEEL ROLLS					5580
1 U KINGDOM		86150		687035	
55 GERMANY W				5331	
990 U STATES		37510		1116817	
		123660		1809183	
FIXED METERS GAUGES FOR LIQUID					5581
1 U KINGDOM		6933		37144	
55 GERMANY W				10498	
76 NORWAY				2340	
990 U STATES		64412		712799	
		71345		762781	
AIR CONDITIONING APPARATUS NOP					5582
1 U KINGDOM		25064		342395	
54 FRANCE				10029	
55 GERMANY W		2696		42089	
67 ITALY		160		12555	
73 NETHRLNDS		3160		4337	
85 SWEODN		9625		27783	
86 SWITZRLNO		885		14677	
427 UN SO AFR		519		1014	
559 JAPAN				769	
990 U STATES		808499		10851993	
		850608		11307641	
DIES IN THE ROUGH					5583
1 U KINGDOM		1384		7374	
54 FRANCE		320		320	
73 NETHRLNDS				1116	
990 U STATES		3183		48983	
		4887		57793	
BOTTLING MACHINES AND PARTS					5584
1 U KINGDDM				5897	
44 BELG LUX				1145	
49 DENMARK				4987	
55 GERMANY W		12352		73936	
990 U STATES		509109		4269697	
		521461		4355662	
BULLDOZERS EARTHMOVERS AND PTS	NO				5585
1 U KINGDOM		38798	3	817095	
55 GERMANY W				3296	
85 SWEODN		2097		13330	
559 JAPAN				858	
990 U STATES	8	712851	169	11773427	
	8	753746	172	12608006	
CONVEYING EQUIPMENT ANO PARTS					5586
1 U KINGDOM		58936		719934	
43 AUSTRIA				2540	
44 BELG LUX				1425	
54 FRANCE		28973		135119	
55 GERMANY W		47153		105790	
67 ITALY				13888	
73 NETHRLNDS				1853	
76 NORWAY		10317		22360	
85 SWEDEN		804		69156	
86 SWITZRLNO		19579		85783	
559 JAPAN		3611		4937	
990 U STATES		301751		4843626	
		471124		6006411	
POWER JACKS ANO PARTS	NO				5587
1 U KINGDOM	118	15123	583	82418	
44 BELG LUX			1	683	
49 OENMARK			13	677	
54 FRANCE		2332	3	2951	
55 GERMANY W	10	1708	29	3071	
85 SWEDEN	270	2567	1489	19558	
990 U STATES	2192	95504	29133	1348819	
	2590	117234	31251	1458177	
STONE CRUSHING MACH AND PARTS					5588
1 U KINGDOM		2021		215655	
44 BELG LUX				1772	
54 FRANCE				2347	
990 U STATES		207786		3562829	
		209807		3782603	
WOODWORKING MACH AND PARTS NOP					5589
1 U KINGDOM		20533		287437	
43 AUSTRIA		2029		2029	
44 BELG LUX		18573		58365	
54 FRANCE				152	
55 GERMANY W		41760		267671	
67 ITALY		1623		31888	
73 NETHRLNDS		117		4142	
85 SWEDEN		8312		72858	
86 SWITZRLNO		430		14680	
246 CZECHO S				1188	
813 BAHAMAS				580	
990 U STATES		634500		6324804	
		727877		7065794	
AIR CONOITIONERS ROOM SIZE	NO				5590
1 U KINGDOM			40	1100	
990 U STATES		62099	40660	4561906	
		517	40700	4563006	

IMPORTS INTO CANADA FOR CONSUMPTION

Commodities and Countries from which Imported	MONTH OF NOVEMBER 1960		ELEVEN MONTHS ENDED NOVEMBER 1960		Class Number
	Quantities	Values (\$)	Quantities	Values (\$)	
FRONT END LOADERS SHOVELS PTS 1 U KINGDOM 55 GERMANY W 990 U STATES	N0 4 49 53	54677 1188688 1243365	19 534 553	225632 20268 13727854 13973754	5591
PASS ELEVATOR ESCALATR AND PTS 1 U KINGDOM 86 SWITZRLND 990 U STATES	N0 1 1	22901 75576 98477	1 28 29	224143 17532 1098997 1340672	5598
FREIGHT SIDEWLK ELEVTR AND PTS 1 U KINGDOM 54 FRANCE 86 SWITZRLND 990 U STATES	N0 2 2 3 3	39101 1171 2439 51444 51444	2 2 92 96	39101 1171 2439 648520 691231	5599
BATHS BATHTUBS IRON OR STEEL 1 U KINGDOM 55 GERMANY W 824 JAMAICA 990 U STATES	1 55 824 990	121 28735 28856		2599 33103 420 362219 405341	5600
BASINS CLOSETS SINKS 1 U KINGDOM 55 GERMANY W 73 NETHRLNDS 990 U STATES	1 55 73 990	12563 54166 66729		56072 11153 3387 838709 909321	5601
CONTAINERS TINPLATE FOR FOOD 990 U STATES		231273		2344452	5602
CONTAINERS TINPLATE N O P 1 U KINGDOM 44 BELG LUX 54 FRANCE 55 GERMANY W 73 NETHRLNDS 86 SWITZRLND 559 JAPAN 990 U STATES	1 44 54 55 73 86 559 990	3399 1247 627 274232 279505		49654 1447 1660 11948 2006 248 632 2991206 3058801	5603
HOLLOW WARE ENAMELLED IRON 1 U KINGDOM 43 AUSTRIA 44 BELG LUX 49 DENMARK 53 FINLAND 54 FRANCE 55 GERMANY W 64 IRELAND 67 ITALY 73 NETHRLNDS 76 NORWAY 559 JAPAN 874 MEXICO 990 U STATES	1 43 44 49 53 54 55 64 67 73 76 559 874 990	441 3210 1343 344 1022 1271 1065 328 5274 147 52 20492 34989		9667 155 30941 15902 672 11112 13369 1065 437 8485 1103 4587 168 219233 316896	5604
HOLLOW WARE IRON N O P 1 U KINGDOM 49 DENMARK 53 FINLAND 54 FRANCE 55 GERMANY W 67 ITALY 73 NETHRLNDS 76 NORWAY 85 SWEDEN 86 SWITZRLND 516 HONG KONG 559 JAPAN 990 U STATES	1 49 53 54 55 67 73 76 85 86 516 559 990	11649 3634 616 2984 68 63 206 2472 10036 283749 315477		92096 23983 206 9867 31224 2028 6044 2594 24997 797 1338 83417 2862750 3141341	5605
KITCHEN DAIRY HOLLOW WARE TIN 1 U KINGDOM 55 GERMANY W 85 SWEDEN 990 U STATES	1 55 85 990	183 6806 2219 9208		4939 76524 4349 43855 129667	5606
MFRS OF TIN AND TINPLATE N O P 1 U KINGDOM 44 BELG LUX 54 FRANCE 55 GERMANY W 67 ITALY 73 NETHRLNDS 76 NORWAY 85 SWEDEN 246 CZECHO S 516 HONG KONG 559 JAPAN 874 MEXICO 990 U STATES	1 44 54 55 67 73 76 85 246 516 559 874 990	13226 2629 2465 1725 2551 230250 252846		137306 176 3636 24708 3495 6890 892 240 1016 3117 19579 226 3124901 3326182	5607
ANVILS AND VISES 1 U KINGDOM 55 GERMANY W	1 55	17686 530		151847 8560	5621

IMPORTS INTO CANADA FOR CONSUMPTION

Commodities and Countries from which Imported	MONTH OF NOVEMBER 1960		ELEVEN MONTHS ENDED NOVEMBER 1960		Class Number
	Quantities	Values (\$)	Quantities	Values (\$)	
85 SWEDEN				56	
86 SWITZRLND				1319	
246 CZECHO S		399		883	
277 POLAND		223		1512	
559 JAPAN		1180		11369	
990 U STATES		11359		143358	
		31377		318904	
AUGERS BITS AND DRILLS					
1 U KINGDOM		93767		1049899	5622
43 AUSTRIA		2555		49669	
44 BELG LUX		1697		1697	
49 DENMARK		127		7392	
54 FRANCE		1091		19708	
55 GERMANY W		34051		189694	
67 ITALY		1656		24499	
73 NETHRLNDS		631		5022	
85 SWEDEN		5785		74027	
86 SWITZRLND		1811		7328	
355 ISRAEL				4319	
559 JAPAN		5186		39191	
614 AUSTRALIA		10102		105734	
990 U STATES		73622		815158	
		232081		2393337	
AXES	DOZ				5623
1 U KINGDOM	35	779	3098	33725	
55 GERMANY W	536	6513	3552	44421	
85 SWEDEN	23	245	5165	70063	
559 JAPAN			235	2487	
990 U STATES	123	2235	409	10492	
	717	9772	12459	161188	
FILES N O P AND RASPS	DOZ				5624
1 U KINGDOM	6010	21915	58768	197325	
55 GERMANY W	160	714	1396	5603	
67 ITALY			273	294	
78 PORTUGAL	5108	6502	16852	27050	
85 SWEDEN			11090	30705	
86 SWITZRLND	195	1488	1002	6280	
559 JAPAN			6960	13746	
990 U STATES	1752	14872	39170	301626	
	13225	45491	135511	582629	
HACK SAW BLADES					5625
1 U KINGDOM		8755		129392	
43 AUSTRIA		1145		2663	
55 GERMANY W		1566		16063	
67 ITALY		284		2306	
85 SWEDEN		696		9588	
86 SWITZRLND				2823	
355 ISRAEL				705	
559 JAPAN				2962	
990 U STATES		12515		105775	
		24961		272277	
SAWS N O P					5626
1 U KINGDDM		5595		79119	
43 AUSTRIA				380	
49 DENMARK		523		7995	
55 GERMANY W		8711		80669	
67 ITALY		808		1721	
76 NORWAY		6348		17940	
85 SWEDEN		14073		96967	
86 SWITZRLND		1866		4264	
246 CZECHO S		640		1111	
277 POLAND				293	
559 JAPAN		4137		36675	
990 U STATES		17551		173955	
		60252		501089	
WRENCHES					5627
1 U KINGDOM		8006		85775	
49 DENMARK				187	
54 FRANCE				866	
55 GERMANY W		43192		308716	
67 ITALY		2930		16692	
85 SWEDEN				8744	
86 SWITZRLND				173	
559 JAPAN		15180		106253	
614 AUSTRALIA				239	
990 U STATES		220725		2103691	
		290033		2631336	
ADZES CLEAVERS HATCHETS PLANES					5628
1 U KINGDOM		26818		225062	
43 AUSTRIA		83		959	
54 FRANCE				842	
55 GERMANY W		24048		262386	
67 ITALY		1260		13335	
73 NETHRLNDS				667	
85 SWEDEN		18603		103195	
86 SWITZRLND		223		2886	
246 CZECHO S		328		4096	
277 POLAND				1909	
516 HONG KONG		1220		4205	
559 JAPAN		29060		254835	
614 AUSTRALIA				856	
990 U STATES		88316		899302	
		189959		1774535	
ENGINEERS PRECISION TOOLS					5629
1 U KINGDOM		41519		336515	
43 AUSTRIA				786	

IMPORTS INTO CANADA FOR CONSUMPTION

Commodities and Countries from which Imported	MONTH OF NOVEMBER 1960		ELEVEN MONTHS ENDED NOVEMBER 1960		Class Number
	Quantities	Values (\$)	Quantities	Values (\$)	
44 BELG LUX		52		52	
49 DENMARK		737		6671	
53 FINLAND				357	
54 FRANCE		23010		64265	
55 GERMANY W		27889		387531	
67 ITALY		1636		9590	
73 NETHRLNDS				2284	
76 NORWAY		451		4244	
85 SWEDEN		2104		49012	
86 SWITZRLND		34008		271352	
246 CZECHO S		99		2887	
258 GERMANY E		189		836	
262 HUNGARY				616	
277 POLAND				1059	
527 PAKISTAN				1150	
559 JAPAN		9757		100412	
614 AUSTRALIA				591	
990 U STATES		379855		4139010	
		521306		5379220	
TOOLS N O P					5630
1 U KINGDOM		92565		895111	
43 AUSTRIA		956		6792	
44 BELG LUX				791	
49 DENMARK		50		3467	
54 FRANCE		1910		16982	
55 GERMANY W		30648		342125	
67 ITALY		7264		39710	
73 NETHRLNDS		1101		4708	
76 NORWAY		98		1129	
85 SWEDEN		1216		42300	
86 SWITZRLND		2388		25555	
246 CZECHO S		2547		19330	
277 POLAND		59		2008	
516 HONG KONG		75		2104	
559 JAPAN		42789		377727	
614 AUSTRALIA		9633		22449	
815 BERMUDA				644	
990 U STATES		577860		7374617	
		771159		9177549	
FILES MANICURE					5631
1 U KINGDDM		276		8696	
54 FRANCE				878	
55 GERMANY W		249		5564	
990 U STATES		2251		15753	
		2776		30891	
TOOLS FOR USE IN MACHINES					5632
1 U KINGDOM		72760		777969	
43 AUSTRIA		3028		14078	
44 BELG LUX				3195	
49 DENMARK				3322	
54 FRANCE		1252		6261	
55 GERMANY W		12128		117922	
67 ITALY		1295		25353	
73 NETHRLNDS		1628		15016	
85 SWEDEN		9336		126978	
86 SWITZRLND		5848		47641	
258 GERMANY E				200	
516 HONG KONG				278	
559 JAPAN		2631		9094	
614 AUSTRALIA				3214	
990 U STATES		652225		7575810	
		762131		8726331	
AUTOMOBILES FREIGHT NEW	NO				5641
1 U KINGDOM		395	430002	2724	2998821
54 FRANCE		33	33222	228	229022
55 GERMANY W		153	166368	2015	2210986
67 ITALY		9	11900	27	34112
85 SWEDEN				3	20272
559 JAPAN				5	3663
990 U STATES		364	1632746	2864	16053156
		954	2274238	7866	21550032
AUTOS PASS NEW UNDER 1200 DOL	NO				5642
1 U KINGDOM		5448	5266920	63886	65521808
54 FRANCE		833	727631	7276	6361453
55 GERMANY W		4375	3313879	31172	23933254
67 ITALY		2	2127	899	650478
73 NETHRLNDS				91	91222
85 SWEDEN		28	32303	96	110106
246 CZECHO S		66	49551	324	257727
559 JAPAN				12	11023
		10752	9392411	103756	96937071
AUTOS PASS NEW 1200 TO 2100DOL	NO				5643
1 U KINGDOM		2425	3170533	22779	30187243
54 FRANCE		183	228974	1843	2471222
55 GERMANY W		300	479079	3112	4914086
67 ITALY		1	1496	150	245303
85 SWEDEN		86	113303	936	1258010
86 SWITZRLND				1	1550
559 JAPAN				1	1233
990 U STATES		2719	4898685	15208	25482197
		5714	8892070	44030	64560844
AUTOS PASS NEW N O P	NO				5644
1 U KINGDOM		130	420620	1027	3190448
44 BELG LUX		1	2638	2	5771
54 FRANCE				4	15227
55 GERMANY W		116	272542	637	1566328

IMPORTS INTO CANADA FOR CONSUMPTION

Commodities and Countries from which Imported	MONTH OF NOVEMBER 1960		ELEVEN MONTHS ENDED NOVEMBER 1960		Class Number
	Quantities	Values (\$)	Quantities	Values (\$)	
67 ITALY			23	65743	
990 U STATES	1964	6264469	9844	31241601	
MOTOR OMNIBUSES NEW	2211	6960269	11537	36085118	
	NO				5645
1 U KINGDOM	10	14079	58	82391	
55 GERMANY W			158	311295	
990 U STATES	57	776117	413	5556601	
PARTS OF MOTOR BUS BODIES 4381	67	790196	629	5950287	
1 U KINGDOM		10399		43009	5646
55 GERMANY W		2381		60981	
559 JAPAN		358		688	
990 U STATES		601674		7768290	
AXLES BRAKES CLUTCHES TRUCK		614812		7873668	
1 U KINGDOM		12190		120066	5648
44 BELG LUX				300	
54 FRANCE				369	
55 GERMANY W		4447		70899	
990 U STATES		2442271		26123355	
AUTOMATIC TRANSMISSION AND PTS		2458908		26314989	
1 U KINGDOM		70		6790	5649
55 GERMANY W		71		16494	
614 AUSTRALIA				4489	
990 U STATES		2740077		25052155	
AUTOMOBILE PARTS N O P		2740218		25079928	
1 U KINGDOM		971591		6043810	5650
43 AUSTRIA				1404	
44 BELG LUX				2388	
49 DENMARK				519	
54 FRANCE		77792		529794	
55 GERMANY W		176379		3025098	
64 IRELAND				2586	
67 ITALY		6827		73246	
73 NETHRLNDS				26808	
85 SWEDEN		6710		99602	
246 CZECHO S		69		22816	
427 UN SO AFR				13545	
559 JAPAN		3956		56397	
614 AUSTRALIA		954		28542	
886 P RICO		354		55644	
990 U STATES		20752646		204040644	
BICYCLES N O P		21997278		214022843	
	NO				5651
1 U KINGDOM	9731	177675	130350	2217055	
44 BELG LUX			43	901	
54 FRANCE			27	1664	
55 GERMANY W	126	1524	3372	38646	
67 ITALY	514	8862	4104	73657	
73 NETHRLNDS	1567	20971	8717	119008	
246 CZECHO S			8504	85673	
262 HUNGARY			1200	11564	
277 POLAND	1100	9751	2659	22034	
559 JAPAN	130	1847	1544	21401	
990 U STATES	33	481	666	10371	
BICYCLE AND TRICYCLE PARTS	13201	221111	161186	2601974	
1 U KINGDOM		67266		286553	5652
55 GERMANY W		14816		54393	
67 ITALY		373		1811	
73 NETHRLNDS				2255	
85 SWEDEN		169		12858	
246 CZECHO S				2795	
277 POLAND		401		401	
516 HONG KONG				1112	
559 JAPAN		5201		32218	
990 U STATES		142		48085	
CARS RAILWAY BOX AND FLAT		88368		442481	
990 U STATES	NO				5653
			75	146467	
CARS RAILWAY PASSENGER			75	146467	
990 U STATES	NO				5654
			4	10768	
CARS RAILWAY TANK			4	10768	
990 U STATES	NO				5655
	8	92169	108	297162	
CARS RAILWAY N O P	8	92169	108	297162	
1 U KINGDOM	NO				5656
67 ITALY			341	131688	
990 U STATES	10	54516	26	4168	
	10	54516	104	385096	
CARS RAILWAY PARTS OF			471	520952	
1 U KINGDOM		69		5984	5657
55 GERMANY W				212186	
990 U STATES		111358		2442905	
MOTOR RAIL CARS AND PARTS		111427		2661075	
1 U KINGDOM	NO				5658
990 U STATES	1	3547	2	43125	
	1	25402	5	663968	
MOTOR CYCLES SIDE CARS AND PTS	1	28949	7	707093	
1 U KINGDOM	NO				5660
43 AUSTRIA	9	10847	1093	519908	
		801	769	92613	

IMPORTS INTO CANADA FOR CONSUMPTION

121

Commodities and Countries from which Imported	MONTH OF NOVEMBER 1960		ELEVEN MONTHS ENDED NOVEMBER 1960		Class Number
	Quantities	Values (\$)	Quantities	Values (\$)	
54 FRANCE		154	66	7115	
55 GERMANY W	2	1598	584	123624	
67 ITALY	8	2932	719	168497	
73 NETHRLNDS			21	2620	
246 CZECHO S	8	1967	283	41415	
559 JAPAN	5	2342	520	92686	
990 U STATES	8	21371	921	604367	
	40	42012	4976	1652845	
MOTOR VEHICLES N O P	NO				5661
1 U KINGDOM	15	38101	157	465557	
44 BELG LUX	1	686	6	6029	
49 DENMARK			6	5106	
54 FRANCE	11	10768	84	75268	
55 GERMANY W	15	13111	122	126091	
67 ITALY			16	16064	
73 NETHRLNDS			18	14881	
76 NORWAY			1	437	
85 SWEDEN			2	2848	
246 CZECHO S			1	671	
559 JAPAN			7	3169	
815 BERMUDA			1	504	
817 B HOND	1	878	1	878	
990 U STATES	157	201154	1949	3098553	
	200	264698	2371	3816056	
TRICYCLES N O P	NO				5664
1 U KINGDOM	1000	5302	1199	8506	
55 GERMANY W			280	2876	
67 ITALY	90	361	96	413	
559 JAPAN	378	1465	6735	23096	
990 U STATES	747	3108	18322	99790	
	2215	10236	26632	134681	
FACTORY WAREHOUSE TRUCKS MOTOR	NO				5672
1 U KINGDOM	6	14952	27	67563	
54 FRANCE			3	2394	
85 SWEDEN			71	13119	
990 U STATES	31	119112	251	1121932	
	37	134064	352	1205008	
FORK LIFT TRUCKS AND PARTS	NO				5674
1 U KINGDOM	21	68700	184	618053	
53 FINLAND			1	5386	
54 FRANCE			15	4150	
55 GERMANY W	1	2878	6	17091	
85 SWEDEN				2361	
246 CZECHO S			1	2333	
559 JAPAN		480	4	11082	
990 U STATES	129	865591	1453	9035771	
	151	937649	1664	9696227	
ROLLER BEARINGS AND PARTS NOP					5680
1 U KINGDOM		31206		317105	
43 AUSTRIA		2582		32317	
44 BELG LUX				95	
54 FRANCE		705		14262	
55 GERMANY W		27170		387869	
67 ITALY		2441		21226	
85 SWEDEN		66631		780798	
86 SWITZRLND		83		6887	
559 JAPAN		1976		7556	
990 U STATES		819507		7423312	
		954301		8991427	
ANCHORS FOR VESSELS	CWT				5681
1 U KINGDOM	109	1591	4549	81072	
76 NORWAY			20	525	
990 U STATES	71	1212	3643	69234	
	180	2803	8212	150831	
BALL AND ROLR BRNGS FOR AUTOS					5682
1 U KINGDOM		1659		253830	
54 FRANCE		204		2218	
55 GERMANY W		830		113872	
85 SWEDEN				4710	
559 JAPAN				5906	
990 U STATES		211739		1813181	
		214432		2193717	
BALLS ROLLERS FOR BEARINGS					5683
1 U KINGDOM				3831	
43 AUSTRIA				2110	
54 FRANCE				20010	
55 GERMANY W		22980		257736	
85 SWEDEN		39842		206361	
559 JAPAN		1185		9204	
990 U STATES		37524		535179	
		101601		1034431	
BALL BEARINGS AND PARTS N O P					5685
1 U KINGDOM		85960		824748	
43 AUSTRIA		11491		125351	
44 BELG LUX				4837	
54 FRANCE		307		23712	
55 GERMANY W		98979		1166716	
67 ITALY		2136		41131	
73 NETHRLNDS		427		20661	
85 SWEDEN		88612		544565	
86 SWITZRLND		6983		90260	
246 CZECHO S		274		606	
559 JAPAN				18696	
990 U STATES		480264		5905904	
		775433		8767187	

IMPORTS INTO CANADA FOR CONSUMPTION

Commodities and Countries from which Imported	MONTH OF NOVEMBER 1960		ELEVEN MONTHS ENDED NOVEMBER 1960		Class Number
	Quantities	Values (\$)	Quantities	Values (\$)	
BOTTLES STEEL FOR GAS					5686
1 U KINGDOM				142292	
85 SWEDEN				1851	
813 BAHAMAS				1940	
815 BERMUDA		1270		12010	
990 U STATES		71313		1084308	
		72583		1242401	
BAYONETS SWORDS FOILS MASKS					5687
1 U KINGDOM		1750		5403	
54 FRANCE		134		606	
55 GERMANY W				4897	
67 ITALY				577	
614 AUSTRALIA		1258		5921	
990 U STATES		50		5072	
		3192		22476	
GALVANIZED RANGE BOILERS	NO				5689
1 U KINGDOM	290	3014	1470	14501	
990 U STATES			825	9231	
	290	3014	2295	23732	
DRUMS CYLINDERS BARRELS TANKS					5690
1 U KINGDOM		106		57109	
55 GERMANY W				280	
67 ITALY				15209	
85 SWEDEN				1889	
815 BERMUDA				877	
990 U STATES		205877		2368019	
		205983		2443383	
FRAMES FOR PURSES RETICULES					5691
1 U KINGDOM		16688		242655	
43 AUSTRIA		451		2897	
44 BELG LUX		820		47267	
54 FRANCE				118	
55 GERMANY W		10559		198088	
67 ITALY		50		13823	
82 SPAIN		2311		39579	
990 U STATES		29709		213573	
		60588		758000	
FURNITURE OF METAL					5692
1 U KINGDOM		28870		258361	
43 AUSTRIA				315	
44 BELG LUX		1053		1910	
49 DENMARK		4661		26634	
53 FINLAND		64		64	
54 FRANCE		5244		39203	
55 GERMANY W		5621		108454	
67 ITALY		1605		7627	
73 NETHRLNDS		2615		18411	
76 NORWAY		776		6707	
78 PORTUGAL				160	
85 SWEDEN				16716	
86 SWITZRLND		154		5253	
246 CZECHO S		160		160	
288 YUGO SLAV				2965	
516 HONG KONG		193		8446	
519 INDIA		378		378	
559 JAPAN		126		11110	
614 AUSTRALIA				736	
990 U STATES		850208		8523937	
		901728		9037547	
MATERIALS FOR BUOYS					5693
1 U KINGDOM				3627	
54 FRANCE				634	
85 SWEDEN		201		873	
990 U STATES		933		39450	
		1134		44584	
GOLF SHAFTS OF SEAMLESS STEEL	NO				5694
1 U KINGDOM	65177	47321	375606	281370	
990 U STATES			1406	1489	
	65177	47321	377012	282859	
MATERIALS FOR RIFLES					5695
990 U STATES				82	
				2326	
METAL PARTS FOR SHOTGUNS					5696
				82	
				2326	
GUN BARRELS ROUGH BORED					5697
990 U STATES		2803		5564	
		2803		5564	
GUNS RIFLES AIR GUNS FIREARMS					5698
1 U KINGDOM		7635		65028	
43 AUSTRIA				315	
44 BELG LUX				17551	
53 FINLAND				927	
54 FRANCE		431		14242	
55 GERMANY W		4804		35497	
67 ITALY		712		6287	
82 SPAIN		211		12154	
86 SWITZRLND				723	
246 CZECHO S		351		7837	
262 HUNGARY				2157	
559 JAPAN				1221	
990 U STATES		22593		559617	
		36737		723556	
GUNS NOT MADE IN CANADA					5699
1 U KINGDOM		44735		652525	
43 AUSTRIA		3456		9357	
44 BELG LUX		8433		363571	

IMPORTS INTO CANADA FOR CONSUMPTION

123

Commodities and Countries from which Imported	MONTH OF NOVEMBER 1960		ELEVEN MONTHS ENDED NOVEMBER 1960		Class Number
	Quantities	Values (\$)	Quantities	Values (\$)	
49 DENMARK				10712	
53 FINLAND		152		6480	
54 FRANCE				13944	
55 GERMANY W		10825		77921	
67 ITALY		1147		112134	
82 SPAIN		6465		74613	
85 SWEDEN				49949	
86 SWITZRLND				466	
246 CZECHO S		4346		37205	
258 GERMANY E				1454	
262 HUNGARY				3552	
559 JAPAN		314		8771	
614 AUSTRALIA				61414	
990 U STATES		169030		2791007	
		248903		4275075	
KNIFE FORK SCISSORS BLANKS					5700
1 U KINGDOM		186		4612	
49 DENMARK				63	
55 GERMANY W				1358	
990 U STATES		13068		184747	
		13254		190780	
METAL PARTS LOOSELEAF BINDERS					5701
1 U KINGDOM		15166		130181	
43 AUSTRIA				1043	
54 FRANCE				1273	
85 SWEDEN				2484	
990 U STATES		43804		428590	
		58270		563571	
STILL FILM PROJECTORS SLIDES					5702
1 U KINGDOM		752		9930	
49 DENMARK				1241	
54 FRANCE		173		3313	
55 GERMANY W		3323		80578	
559 JAPAN		13296		48559	
990 U STATES		165836		1128950	
		183380		1272571	
PRESSED STEEL BELT PULLEYS					5703
1 U KINGDOM		1820		10542	
990 U STATES		12422		138678	
		14242		149220	
SAFES AND DOORS FOR VAULTS					5706
1 U KINGDOM		35285		468065	
55 GERMANY W				2728	
76 NORWAY		142		4679	
559 JAPAN				400	
990 U STATES		68642		969651	
		104062		1445523	
STEEL WOOL					5708
1 U KINGDOM		344		6765	
49 DENMARK				257	
55 GERMANY W				930	
990 U STATES		21716		130809	
		22060		138761	
LATH OF IRON OR STEEL	CWT				5709
1 U KINGDOM	190	2574	1487	16219	
990 U STATES	919	12930	10550	151995	
	1109	15504	12037	168214	
VALVES IRON OR STEEL N O P					5713
1 U KINGDOM		104391		1010613	
43 AUSTRIA				410	
49 DENMARK		277		5066	
54 FRANCE				147	
55 GERMANY W		3706		44929	
67 ITALY		2707		12372	
73 NETHRLNDS		12060		214053	
85 SWEDEN		3012		23838	
86 SWITZRLND				737	
427 UN SO AFR				1028	
559 JAPAN		608		1971	
990 U STATES		886379		9386928	
		1013140		10702092	
MANUFACTURES OF IRON STEEL N O P					5714
1 U KINGDOM		533311		3844299	
43 AUSTRIA		1333		71591	
44 BELG LUX		3257		49538	
49 DENMARK		2655		29922	
54 FRANCE		3957		80157	
55 GERMANY W		77233		1125499	
64 IRELAND				93	
67 ITALY		14380		322184	
73 NETHRLNDS		16533		75577	
76 NORWAY		211		7041	
82 SPAIN		1852		2645	
85 SWEDEN		42451		358054	
86 SWITZRLND		1672		136015	
246 CZECHO S		268		2500	
288 YUGO SLAV				2060	
427 UN SO AFR				595	
516 HONG KONG		1419		40270	
519 INDIA				466	
527 PAKISTAN				278	
553 CHINA COM				3315	
559 JAPAN		39809		457940	
614 AUSTRALIA		123		5425	
622 NEW ZEAL				9119	
815 BERMUDA				1355	

IMPORTS INTO CANADA FOR CONSUMPTION

Commodities and Countries from which Imported	MONTH OF NOVEMBER 1960		ELEVEN MONTHS ENDED NOVEMBER 1960		Class Number
	Quantities	Values (\$)	Quantities	Values (\$)	
874 MEXICO 990 U STATES		4387940		51614745	
		5128404		58240800	
COOKING STOVES COAL OR WOOD 1 U KINGDOM 990 U STATES	NO		1	207	5715
	1	75	436	22208	
	1	75	437	22415	
COOKING STOVES ELEC OVER 250DOL 1 U KINGDOM 76 NORWAY 990 U STATES	NO		1	918	5716
			1	230	
	65	10309	1424	165426	
	65	10309	1426	166574	
COOKING STOVES GAS OVER 10 DOL 1 U KINGDOM 990 U STATES	NO		10	389	5717
	1	82	10	389	
	1107	90456	14373	1248938	
	1108	90538	14383	1249327	
COOKING STOVES OIL OVER 10 DOL 1 U KINGDOM 990 U STATES	NO		3	516	5718
	23	1379	109	12106	
	23	1379	112	12622	
FURNACES DOMESTIC HOT WATER 990 U STATES		28327		348102	5719
		28327		348102	
OIL BURNERS 1 U KINGDOM 990 U STATES	NO		1	354	5721
	114	6896	988	73910	
	114	6896	989	74264	
RADIATORS CAST IRON 990 U STATES	SQ FT		375	189	5722
			375	189	
ELECTRIC COOKING APPARATUS NOP 1 U KINGDOM 43 AUSTRIA 54 FRANCE 55 GERMANY W 64 IRELAND 67 ITALY 73 NETHRLNDS 86 SWITZRLND 559 JAPAN 990 U STATES		15062		121958	5723
				95	
		855		855	
				15935	
				3546	
		1829		8035	
				3779	
				2424	
		103		8130	
		423724		3193449	
		441573		3358206	
HEATING COOKING APPARATUS NOP 1 U KINGDOM 43 AUSTRIA 49 DENMARK 54 FRANCE 55 GERMANY W 67 ITALY 73 NETHRLNDS 85 SWEDEN 86 SWITZRLND 246 CZECHO S 559 JAPAN 990 U STATES		15644		56038	5724
				777	
		5729		21724	
		1123		23671	
		428		4530	
		390		3080	
		1586		3824	
		595		23348	
				62	
		1466		1702	
		564601		4594	
		591562		5332057	
				5475407	
PARTS HEATING AND COOKING APP 1 U KINGDOM 49 DENMARK 55 GERMANY W 67 ITALY 73 NETHRLNDS 85 SWEDEN 559 JAPAN 990 U STATES		17904		42159	5725
				1857	
		172		18507	
		70		70	
		3587		18453	
		3553		8136	
		140		1568	
		1106125		12369250	
		1131551		12460000	
OVENS COMMERCIAL BAKERY 1 U KINGDOM 73 NETHRLNDS 990 U STATES		107		163545	5726
		44613		44613	
		72512		515943	
		117232		724101	
GAS STOVE THERMOSTATS LIGHTERS 43 AUSTRIA 990 U STATES		781		781	5727
		6169		63054	
		6950		63835	
HEATERS OIL 20 DOLLARS OR OVER 1 U KINGDOM 990 U STATES	NO		18	399	5728
	580	34733	11626	652541	
	580	34733	11644	652940	
METAL STAMPINGS FOR BATHTUBS 824 JAMAICA 990 U STATES	CWT		495	9474	5729
	8456	154730	81598	1426484	
	8456	154730	82093	1435958	
INDUSTRIAL FURNACES AND PARTS 1 U KINGDOM 55 GERMANY W 67 ITALY 85 SWEDEN 86 SWITZRLND 990 U STATES		17600		462895	5730
		835		27292	
		1050		3287	
				3656	
				4939	
		251600		2062010	
		271085		2564079	
RANGE OIL BURNERS 990 U STATES	NO				5731
	223	8125	1291	49422	
	223	8125	1291	49422	
WATER HEATER PARTS 1 U KINGDOM				1768	5733

IMPORTS INTO CANADA FOR CONSUMPTION

Commodities and Countries from which Imported	MONTH OF NOVEMBER 1960		ELEVEN MONTHS ENDED NOVEMBER 1960		Class Number
	Quantities	Values (\$)	Quantities	Values (\$)	
990 U STATES		75676		678803	
WATER HEATERS GAS		75676		680571	5734
1 U KINGDOM	NO				
55 GERMANY W	132	7505	540	24873	
990 U STATES	37	1130	267	10424	
	402	46183	7140	584690	
WATER HEATERS ELECTRIC	571	54818	7947	619987	5735
1 U KINGDOM	NO				
55 GERMANY W	224	1856	261	3920	
990 U STATES			1892	15285	
	674	41503	3598	204476	
WATER HEATERS N O P	898	43359	5751	223681	5736
1 U KINGDOM	NO				
990 U STATES			161	8073	
	171	13992	3218	245151	
HOUSEHOLD SCALES AND PTS	171	13992	3379	253224	5737
1 U KINGDOM	NO				
55 GERMANY W			504	1958	
67 ITALY	229	581	4894	10252	
85 SWEDEN			252	609	
559 JAPAN			62	1074	
990 U STATES	17932	66297	5364	1598	
	18161	66878	188518	624831	
SCALES BALANCES PARTS N O P			199594	640322	5738
1 U KINGDOM		47202		195839	
44 BELG LUX		105		27636	
49 DENMARK				828	
55 GERMANY W		23150		93291	
67 ITALY				56	
73 NETHRLNDS		3852		49370	
85 SWEDEN		841		9657	
86 SWITZRLND		108		123645	
553 CHINA COM				306	
559 JAPAN				888	
990 U STATES		233415		3027173	
		308673		3528689	
GAS FURNACES DOMESTIC WARM AIR	NO				5739
990 U STATES	696	70086	10544	1241481	
	696	70086	10544	1241481	
FURNACES DOMESTIC WARM AIR NOP	NO				5740
990 U STATES	314	40760	4082	563309	
	314	40760	4082	563309	
SPRINGS FOR RAILWAY VEHICLES				75	5892
1 U KINGDOM					
990 U STATES		758		78823	
		758		78828	
SPRINGS FOR OTHER VEHICLES					5893
990 U STATES		906		21103	
		906		21103	
SPRINGS FOR FURNITURE					5894
49 DENMARK				676	
990 U STATES		3287		53630	
		3287		54306	

IMPORTS INTO CANADA FOR CONSUMPTION

Commodities and Countries from which Imported	MONTH OF NOVEMBER 1960		ELEVEN MONTHS ENDED NOVEMBER 1960		Class Number
	Quantities	Values (\$)	Quantities	Values (\$)	
<u>GROUP 6</u>					
NONFERROUS METALS AND PRODUCTS					
ALUMINA AND BAUXITE N O P	CWT				6001
1 U KINGDOM	44	694	162	2706	
55 GERMANY W	64	984	64	984	
427 UN SO AFR	800	1923	1408	4791	
716 B GUIANA	212481	243583	1413482	1516339	
777 SURINAM	209138	241169	2546602	2680180	
990 U STATES	6511	39533	212037	1092742	
	429038	527886	4173755	5297742	
BAUXITE ALUMINA FOR REFINING	CWT				6002
54 FRANCE			168640	458653	
465 GUINEA	1434966	370901	9467775	2656357	
614 AUSTRALIA			116040	334533	
716 B GUIANA	5094327	1169767	31250938	7918484	
777 SURINAM	435209	125940	4136546	1179153	
824 JAMAICA	599760	1901563	8363646	26500248	
	7564262	3568171	53503585	39047428	
CRYOLITE OR KRYOLITE	CWT				6003
49 DENMARK			33334	260910	
67 ITALY	20409	177101	74489	652823	
990 U STATES	1040	12737	3842	46478	
	21449	189838	111665	960211	
ALUMINUM PIGS INGOTS BLOCKS	CWT				6004
1 U KINGDOM			180	5160	
990 U STATES	847	45174	9490	413942	
	847	45174	9670	419102	
ALUMINUM SCRAP	CWT				6005
990 U STATES	3382	33703	16622	178715	
	3382	33703	16622	178715	
ALUMINUM ANGLES CHANNELS BEAMS	CWT				6006
1 U KINGDOM	164	9162	1686	89472	
55 GERMANY W			12	398	
990 U STATES	762	41760	4534	313619	
	926	50922	6232	403489	
ALUMINUM BAR ROD AND WIRE RODS	CWT				6007
1 U KINGDOM	30	1212	3060	124633	
43 AUSTRIA			5	152	
44 BELG LUX	42	1671	124	4719	
86 SWITZRLND	171	6810	821	32584	
990 U STATES	1396	59844	7806	400865	
	1439	69537	11816	562953	
ALUMINUM LEAF OR FOIL					6009
1 U KINGDOM		42009		292767	
43 AUSTRIA		1471		6242	
55 GERMANY W				9318	
67 ITALY				2621	
73 NETHRLNDS		2316		3189	
86 SWITZRLND		6939		9826	
990 U STATES		108595		830536	
		161330		1154499	
ALUMINUM PIPES AND TUBES	CWT				6010
1 U KINGDOM	769	32475	4935	238671	
55 GERMANY W	15	1462	175	9471	
990 U STATES	204	17643	1843	164632	
	988	51580	6953	412774	
ALUMINUM PLATES SHEETS STRIPS	CWT				6011
1 U KINGDOM	5137	197694	41822	1690697	
43 AUSTRIA	143	4546	2839	92837	
44 BELG LUX	520	15479	3178	95932	
54 FRANCE			176	6776	
55 GERMANY W			32	1191	
73 NETHRLNDS	199	8934	12320	402984	
86 SWITZRLND	74	3080	714	28853	
559 JAPAN	5	126	305	11587	
990 U STATES	4138	238665	45887	2746591	
	10216	468524	107273	5077448	
ALUMINUM POWDER AND PASTE	LB				6012
1 U KINGDOM	3000	1409	148954	45641	
55 GERMANY W	4088	1870	18034	7757	
990 U STATES	9770	6071	107059	65462	
	16858	9350	274047	118860	
ALUMINUM WIRE AND CABLE	CWT				6013
1 U KINGDOM	10	558	76	4008	
990 U STATES	75	4425	3372	152346	
	85	4983	3448	156354	
ALUMINUM HOUSEHOLD HOLLOW WARE					6014
1 U KINGDOM		14543		71279	
44 BELG LUX		247		1303	
54 FRANCE				1234	
55 GERMANY W		586		11188	
67 ITALY		17701		127503	
73 NETHRLNDS				1519	
76 NORWAY				655	
86 SWITZRLND		195		3744	
355 ISRAEL		905		905	
516 HONG KONG		880		17649	
559 JAPAN		7533		129797	
990 U STATES		102819		1029495	
		145409		1396271	

IMPORTS INTO CANADA FOR CONSUMPTION

127

Commodities and Countries from which Imported	MONTH OF NOVEMBER 1960		ELEVEN MONTHS ENDED NOVEMBER 1960		Class Number
	Quantities	Values (\$)	Quantities	Values (\$)	
ALUMINUM MANUFACTURES N O P					6015
1 U KINGDOM		54369		694716	
43 AUSTRIA		513		2734	
44 BELG LUX		2023		4356	
49 DENMARK		105		913	
54 FRANCE		231		10372	
55 GERMANY W		6900		132665	
67 ITALY		9751		75449	
73 NETHRLNDS				13681	
76 NORWAY				1586	
85 SWEDEN		85		15614	
86 SWITZRLND		4347		23803	
288 YUGO SLAV				509	
355 ISRAEL				654	
516 HONG KONG				6308	
559 JAPAN		6728		132066	
990 U STATES		1161698		12651534	
		1246750		13766960	
BRASS SCRAP	CWT				6022
1 U KINGDOM			14	235	
990 U STATES	41	556	828	15967	
	41	556	842	16202	
BRASS INGOTS BARS RODS	CWT				6023
1 U KINGDOM	1242	33300	5770	171771	
55 GERMANY W	3	165	305	12109	
990 U STATES	36	3308	3021	174889	
	1281	36773	9096	358769	
BRASS IN STRIPS SHEETS PLATES	CWT				6024
1 U KINGDOM	1393	46368	12383	418486	
44 BELG LUX	176	5694	698	25531	
55 GERMANY W			42	1603	
85 SWEDEN			1	53	
559 JAPAN			21	854	
990 U STATES	91	7687	1666	124696	
	1660	59749	14811	571223	
BRASS TUBING	CWT				6025
1 U KINGDOM	739	39306	1784	88736	
55 GERMANY W	261	10161	1530	52573	
86 SWITZRLND	14	1122	14	1122	
990 U STATES	632	40771	6847	510241	
	1646	91360	10175	652672	
METAL CAPS FOR ELEC BATTERIES					6026
990 U STATES		4046		58835	
		4046		58835	
BRASS HAND PUMPS N O P					6030
1 U KINGDOM				605	
990 U STATES		1662		20339	
		1662		20944	
BRASS VALVES PLATED OR NOT					6031
1 U KINGDOM		19155		182811	
49 DENMARK		4106		63608	
55 GERMANY W		10613		104694	
67 ITALY		17138		128935	
73 NETHRLNDS		4504		17946	
85 SWEDEN		5563		46034	
559 JAPAN		144		72032	
990 U STATES		347411		3981511	
		408634		4597571	
BRASS METERS AND PARTS					6032
1 U KINGDOM		1148		42672	
990 U STATES		19817		289840	
		20965		332512	
BRASS WIRE N O P	LB				6033
1 U KINGDOM	15464	4372	194884	83508	
55 GERMANY W			21039	14142	
990 U STATES	13300	6928	207665	121402	
	28764	11300	423588	219052	
BRASS WIRE CLOTH OR WOVEN WIRE					6034
1 U KINGDOM		1055		6356	
54 FRANCE				283	
55 GERMANY W		419		3638	
73 NETHRLNDS		194		2666	
559 JAPAN				7527	
990 U STATES		11142		131119	
		12810		151589	
BRASS MANUFACTURES N O P					6035
1 U KINGDOM		70645		619636	
43 AUSTRIA		451		3128	
44 BELG LUX		497		3637	
49 DENMARK		716		29953	
53 FINLAND				196	
54 FRANCE		2800		20670	
55 GERMANY W		6748		104740	
64 IRELAND				2798	
67 ITALY		23212		137380	
73 NETHRLNDS		594		24070	
76 NORWAY				119	
82 SPAIN		87		1896	
85 SWEDEN		969		12882	
86 SWITZRLND		1053		7701	
246 CZECHO S				840	
355 ISRAEL		1297		14502	
385 UAR EGYPT				58	
516 HONG KONG		2638		55188	
519 INDIA		6673		54163	
553 CHINA COM				2421	

IMPORTS INTO CANADA FOR CONSUMPTION

Commodities and Countries from which Imported	MONTH OF NOVEMBER 1960		ELEVEN MONTHS ENDED NOVEMBER 1960		Class Number
	Quantities	Values (\$)	Quantities	Values (\$)	
559 JAPAN		10964		108046	
583 THAILAND				145	
755 CHILE				300	
874 MEXICO		970		3913	
990 U STATES		834555		9561245	
		964869		10769627	
PLUMBERS BRASS GOODS					6037
1 U KINGDOM		3301		42061	
44 BELG LUX				4414	
55 GERMANY W		7529		41513	
67 ITALY		54647		435374	
73 NETHRLNDS		17770		60831	
85 SWEDEN				4057	
86 SWITZRLND				397	
288 YUGO SLAV				35460	
359 JAPAN		20022		183537	
990 U STATES		373698		3707438	
		476967		4515082	
COPPER IN BLOCKS PIGS INGDTs	CWT		97	4493	6042
990 U STATES			97	4493	
COPPER SCRAP	CWT				6043
826 LEEW WIND			16	352	
990 U STATES	10443	277944	51825	1473342	
	10443	277944	51841	1473694	
COPPER BARS FOR ELECTRIC WIRES	CWT				6044
1 U KINGDOM			152	6337	
990 U STATES	1641	57576	24869	894043	
	1641	57576	25021	900380	
COPPER IN BARS OR RODS N O P	CWT				6046
1 U KINGDOM	55	2141	136	5568	
990 U STATES	596	17521	3792	121783	
	651	19662	3928	127351	
COPPER IN STRIPS SHEETS PLATES	CWT				6047
1 U KINGDOM	29	1237	2402	103444	
990 U STATES	30	2506	1527	89571	
	59	3743	3929	193015	
COPPER TUBING	CWT				6048
1 U KINGDOM	2502	96038	21000	876182	
54 FRANCE			1804	90120	
55 GERMANY W	385	17549	707	35539	
67 ITALY			894	40931	
755 CHILE			1134	43879	
990 U STATES	215	19143	2810	260695	
	3102	132730	28349	1347346	
COPPER ROLLERS FOR WALL PAPER					6049
1 U KINGDOM		19131		90391	
990 U STATES		156		9338	
		19287		99729	
COPPER WIRE N O P	LB				6050
1 U KINGDOM			1850	1495	
73 NETHRLNDS			105	143	
990 U STATES	4252	3132	38716	34266	
	4252	3132	40671	35904	
COPPER WIRE CLOTH WOVEN WIRE					6051
1 U KINGDOM				1732	
990 U STATES		905		1377	
		905		3109	
COPPER MANUFACTURES OF N O P					6052
1 U KINGDOM		2205		79448	
44 BELG LUX				1444	
49 DENMARK				2824	
54 FRANCE				1469	
55 GERMANY W		2975		14419	
67 ITALY		977		5338	
73 NETHRLNDS		83		14516	
85 SWEDEN				1162	
86 SWITZRLND		255		1282	
516 HONG KONG				352	
559 JAPAN		477		2277	
990 U STATES		171689		1350899	
		178661		1475430	
LEAD IN PIGS AND BLOCKS	LB				6061
1 U KINGDOM			13384	1217	
874 MEXICO			1200244	141563	
990 U STATES	298	73	22369	6603	
	298	73	1235997	149383	
LEAD OLD AND SCRAP	LB				6062
824 JAMAICA	67300	1440	218511	4804	
828 TRINIDAD	33402	1420	33402	1420	
867 HAITI			10840	268	
990 U STATES			38143	4479	
	100702	2860	300896	10971	
LEAD IN BARS AND SHEETS	LB				6063
1 U KINGDOM			81297	9774	
44 BELG LUX	3430	767	3430	767	
990 U STATES			3905	1105	
	3430	767	88632	11646	
LEAD CAPSULES FOR BOTTLES					6065
1 U KINGDOM		1261		14057	
54 FRANCE				1224	
55 GERMANY W				2504	
73 NETHRLNDS		4922		17207	
614 AUSTRALIA				100	
990 U STATES				1495	
		6183		36587	

IMPORTS INTO CANADA FOR CONSUMPTION

129

Commodities and Countries from which Imported	MONTH OF NOVEMBER 1960		ELEVEN MONTHS ENDED NOVEMBER 1960		Class Number
	Quantities	Values (\$)	Quantities	Values (\$)	
LEAD MANUFACTURES N O P					6068
1 U KINGDOM		15 447		58 697	
54 FRANCE		1 481		2 188	
55 GERMANY W		1 084		5 624	
67 ITALY		5 42		5 42	
73 NETHRLNDS		2 483		122 05	
76 NORWAY				75	
85 SWEDEN		3 97		3 986	
246 CZECHO S		1 55		1 55	
516 HONG KONG				903	
524 MALAYA				2 104	
559 JAPAN		1 02		6 083	
990 U STATES		12 366		16 5017	
		34 057		25 7579	
RODS 90 PC NICKEL FOR WIRE	LB				6070
990 U STATES	5 198	6 914	6 1921	8 2537	
	5 198	6 914	6 1921	8 2537	
NICKEL IN INGOTS BLOCKS SHOT	LB				6071
990 U STATES	2 000	1 620	1 3473	1 3451	
	2 000	1 620	1 3473	1 3451	
NICKEL BARS RODS STRIPS SHEETS	LB				6072
1 U KINGDOM			1 994	3 233	
76 NORWAY			9 2861	6 4977	
85 SWEDEN	4 81	804	6 607	10 967	
990 U STATES	28 0235	3 29840	29 81924	3 376829	
	28 0716	3 30644	30 83386	3 456006	
NICKEL SILVER IN INGOTS BLOCKS	LB				6073
1 U KINGDOM			8 884	4 396	
990 U STATES			5 704	8 180	
			14 588	12 576	
NICKEL CHROMIUM IN BARS RODS	LB				6074
1 U KINGDOM	1 140	1 680	4 305	6 461	
990 U STATES			3 6051	3 6748	
	1 140	1 680	4 0356	4 3209	
NICKEL MANUFACTURES NOT PLATED					6075
1 U KINGDOM		1 604		1 4651	
43 AUSTRIA				480	
67 ITALY				3 140	
73 NETHRLNDS				5 060	
990 U STATES		10 690		7 8536	
		12 294		10 1867	
NICKEL NICKEL PLATED WARE NOP					6077
1 U KINGDOM		16 477		15 7168	
43 AUSTRIA		647		5 560	
44 BELG LUX				921	
49 DENMARK				2 153	
54 FRANCE		205		10 489	
55 GERMANY W		38 080		18 3016	
67 ITALY		338		2 5776	
73 NETHRLNDS		1 276		12 485	
82 SPAIN				462	
85 SWEDEN				2 671	
86 SWITZRLND				1 028	
246 CZECHO S		2 621		3 109	
258 GERMANY E				1 650	
516 HONG KONG		244		5 269	
519 INDIA				1 116	
559 JAPAN		519		3 6647	
614 AUSTRALIA				3 50	
990 U STATES		10 9300		10 76890	
		16 9707		15 25760	
ELECTRO PLATED WARE GILT WARE					6082
1 U KINGDOM		11 9918		9 10770	
43 AUSTRIA		4 220		2 1284	
44 BELG LUX		407		1 7347	
49 DENMARK		2 009		9 816	
54 FRANCE		2 094		3 2451	
55 GERMANY W		6 9336		5 23693	
67 ITALY		1 9380		1 27138	
73 NETHRLNDS		9 407		6 0673	
76 NORWAY				3 79	
82 SPAIN		2 237		6 632	
85 SWEDEN		3 269		1 1065	
86 SWITZRLND		4 82		6 121	
246 CZECHO S				4 375	
277 POLAND				234	
355 ISRAEL		95		265	
427 UN SO AFR		483		1 140	
516 HONG KONG		1 194		3 6766	
559 JAPAN		4 1702		4 90892	
614 AUSTRALIA		1 208		6 760	
990 U STATES		10 19150		10 135042	
		12 96591		12 402843	
GOLD SILVER SWEEPS GOLD FRINGE					6084
1 U KINGDOM				83	
54 FRANCE		528		7 481	
55 GERMANY W				3 91	
990 U STATES		85		8093	
		613		1 6048	
GOLD SILVER DUTCH METAL LEAF					6085
1 U KINGDOM		6 806		4 8629	
55 GERMANY W		383		10 479	
67 ITALY				1 100	
990 U STATES		9042		12 2802	
		16 231		18 3010	

IMPORTS INTO CANADA FOR CONSUMPTION

Commodities and Countries from which Imported	MONTH OF NOVEMBER 1960		ELEVEN MONTHS ENDED NOVEMBER 1960		Class Number
	Quantities	Values (\$)	Quantities	Values (\$)	
GOLD MANUFACTURES N O P					6086
1 U KINGDOM		972		11814	
54 FRANCE				442	
55 GERMANY W		1205		6051	
67 ITALY				347	
86 SWITZRLNO				615	
990 U STATES		13907		138368	
		16084		157637	
PLATINUM PALLADIUM IRIIDIUM					6087
1 U KINGDOM		834722		11002251	
55 GERMANY W				375	
990 U STATES		11263		263834	
		845985		11266460	
PLATINUM CRUCIBLES					6088
1 U KINGDOM		2732		2732	
990 U STATES		165549		1847809	
		168281		1850541	
SILVER UNMANUFACTURED	TR OZ				6091
1 U KINGDOM			2127	1895	
774 PERU			200596	178530	
813 BAHAMAS	2580	2304	21512	18353	
874 MEXICO			300000	270000	
990 U STATES	1002893	907110	3323014	3002439	
	1005473	909414	3847249	3471217	
TOILET ARTICLES OF STERLING					6093
1 U KINGDOM		1526		13955	
55 GERMANY W				226	
990 U STATES		1669		20934	
		3195		35115	
SILVER MANUFACTURES N O P					6094
1 U KINGDOM		25836		344895	
43 AUSTRIA				274	
44 BELG LUX		113		1085	
49 DENMARK		2906		24146	
54 FRANCE		281		5580	
55 GERMANY W		2552		55588	
64 IRELAND				1558	
67 ITALY		956		7066	
73 NETHRLNOS		106		601	
76 NORWAY		80		702	
82 SPAIN		170		401	
85 SWEDEN		368		6647	
86 SWITZRLNO				268	
516 HONG KONG				171	
527 PAKISTAN				103	
559 JAPAN				694	
774 PERU				51	
815 BERMUDA				1725	
874 MEXICO		656		3862	
990 U STATES		22091		200547	
		56115		655964	
TIN BLOCKS PIGS OR BARS	CWT				6101
1 U KINGDOM			1911	187754	
44 BELG LUX	5040	496370	24640	2391129	
55 GERMANY W			2043	198853	
73 NETHRLNOS			448	42108	
524 MALAYA	10124	1015513	43035	4238897	
747 BOLIVIA			644	60777	
990 U STATES	24	3358	7968	773699	
	15188	1515241	80689	7893217	
TINFOIL	LB				6102
55 GERMANY W			440	375	
415 KENYA			208	229	
990 U STATES	2055	1880	19965	20588	
	2055	1880	20613	21192	
COLLAPSIBLE TUBES OF METAL					6103
1 U KINGDOM		2775		9611	
990 U STATES		23372		102650	
		26147		112261	
ZINC DROSS AND ZINC SCRAP	CWT				6110
990 U STATES	487	3075	493	3181	
	487	3075	493	3181	
ZINC PIGS SLABS BLOCKS ANODES	CWT				6112
55 GERMANY W			18	423	
990 U STATES			753	17421	
			771	17844	
ZINC BARS RODS PLATES SHEETS	CWT				6113
1 U KINGDOM	54	901	1806	31117	
44 BELG LUX	196	3593	2376	39932	
54 FRANCE			28	767	
55 GERMANY W	557	10194	1635	26536	
86 SWITZRLNO			38	725	
990 U STATES	882	29355	11676	355577	
	1689	44043	17559	454654	
ZINC DUST AND GRANULES	CWT				6115
1 U KINGDOM	300	5634	8760	141641	
44 BELG LUX	265	3508	707	9765	
990 U STATES	332	5918	5484	90571	
	897	15060	14951	241977	
ZINC MANUFACTURES N O P					6116
1 U KINGDOM		5123		36924	
44 BELG LUX		1469		4427	
49 DENMARK				57	
54 FRANCE		827		1712	
55 GERMANY W		232		17306	
67 ITALY				6613	

IMPORTS INTO CANADA FOR CONSUMPTION

131

Commodities and Countries from which Imported	MONTH OF NOVEMBER 1960		ELEVEN MONTHS ENDED NOVEMBER 1960		Class Number
	Quantities	Values (\$)	Quantities	Values (\$)	
73 NETHRLNOS				303	
86 SWITZRLND				217	
516 HONG KONG		4385		36053	
559 JAPAN		153		384	
614 AUSTRALIA				304	
990 U STATES		201160		1858577	
ZINC SLUGS DISCS AND SHELLS		213349		1962877	61117
1 U KINGDOM		15266		40089	
990 U STATES		4074		125559	
ALLOYS OF COPPER		19340		165648	61119
1 U KINGDOM		2126		31864	
55 GERMANY W				19993	
85 SWEDEN				1830	
990 U STATES		49086		338409	
ALLOYS OF MAGNESIUM		51212		392096	61120
1 U KINGDOM				137770	
990 U STATES		10568		187644	
BABBITT METAL IN BLOCKS BARS		10568		325414	61121
1 U KINGDOM	CWT		358	3953	
990 U STATES					
	24	1871	295	24565	
BRITANNIA METAL AND MFRS	24	1871	653	28518	61123
1 U KINGDOM		595		5372	
49 DENMARK		89		3445	
73 NETHRLNOS		4186		4327	
990 U STATES		1271		11414	
CHROMIUM TUNGSTEN FOR ALLOYS		6141		24558	61124
1 U KINGDOM	LB		55341	61685	
43 AUSTRIA			37	424	
55 GERMANY W	2000	3725	5470	9690	
85 SWEDEN			66	573	
990 U STATES	1049	7336	60555	100384	
ALLOY SLUGS CAST WITH DIAMONDS	3049	11061	121469	172756	61125
990 U STATES		3064		15319	
PHOSPHOR TIN PHOSPHOR BRONZE		3064		15319	61126
1 U KINGDOM	LB	69365	1008786	608136	
55 GERMANY W		33600	125667	78280	
990 U STATES		31466	186939	162473	
WATCHES OVER ONE JEWEL		134431	1321392	848889	61127
1 U KINGDOM				6329	
54 FRANCE		25683		212810	
55 GERMANY W		10404		105875	
67 ITALY				434	
73 NETHRLNOS				92	
86 SWITZRLND		161472		1108932	
287 U S S R				1857	
516 HONG KONG				111	
559 JAPAN				1248	
990 U STATES		2120		20034	
WATCHES ONE OR NO JEWEL		199679		1457722	61128
1 U KINGDOM				2402	
43 AUSTRIA		456		3036	
54 FRANCE				4891	
55 GERMANY W		1675		57691	
86 SWITZRLND		63143		425097	
990 U STATES		118		3335	
WATCH ACTIONS OVER ONE JEWEL		65392		496452	61129
1 U KINGDOM				8073	
54 FRANCE		13105		87080	
55 GERMANY W		18472		272370	
86 SWITZRLND		472936		2985320	
516 HONG KONG				343	
559 JAPAN		127		86630	
990 U STATES		42634		191495	
WATCH ACTIONS ONE OR NO JEWEL		547274		3631311	61130
1 U KINGDOM		29241		387990	
54 FRANCE				1058	
55 GERMANY W		5746		21144	
86 SWITZRLND		8615		116232	
990 U STATES				2630	
CLOCKS N O P		43602		529054	61131
1 U KINGDOM	NO	321	6548	6928	63942
49 DENMARK		25	115	27	227
54 FRANCE				2493	5425
55 GERMANY W	23352	60511	115416	419200	
67 ITALY			293	1781	
73 NETHRLNOS	31	1065	76	2554	
85 SWEDEN	2	84	176	2075	
86 SWITZRLND	241	3868	2693	32804	
559 JAPAN	550	850	22785	24370	
990 U STATES	12932	68625	115427	613850	
CLOCK MOVEMENTS AND CASES		37454	141666	266314	1166228
1 U KINGDOM				5270	61132

IMPORTS INTO CANADA FOR CONSUMPTION

Commodities and Countries from which Imported	MONTH OF NOVEMBER 1960		ELEVEN MONTHS ENDED NOVEMBER 1960		Class Number
	Quantities	Values (\$)	Quantities	Values (\$)	
54 FRANCE				46124	
55 GERMANY W		4181		36365	
86 SWITZRLND		2147		15904	
855 DOM REP				277	
990 U STATES		4102		127477	
PARTS OF CLOCK MOVEMENTS		10430		231417	
1 U KINGDOM		15586		76979	6133
54 FRANCE				21491	
55 GERMANY W		6661		68426	
73 NETHRLNDS				17699	
76 NORWAY		4974		12892	
86 SWITZRLND		57		6156	
990 U STATES		16594		172504	
TIME RECORDERS		43872		376147	
1 U KINGDOM		1527		15515	6134
44 BELG LUX				467	
54 FRANCE				955	
55 GERMANY W		2029		24028	
85 SWEDEN				1664	
86 SWITZRLND		1057		25318	
785 VENEZUELA				2330	
990 U STATES		16351		152954	
ALARM CLOCKS		20964		223231	
1 U KINGDOM	NO	1884	2525	17461	6135
43 AUSTRIA				34	127
54 FRANCE				3513	3994
55 GERMANY W	78124	124578	465462	696960	
67 ITALY	72	284	1622	1666	
86 SWITZRLND	1473	6704	9567	32057	
246 CZECHO S	4000	2368	19808	13633	
262 HUNGARY			1443	1037	
516 HONG KONG			200	255	
559 JAPAN	7860	8256	42800	45752	
990 U STATES	422	1492	13409	39540	
WATCH CASES AND PARTS		93835	146207	575319	862680
1 U KINGDOM			6162	152513	6136
54 FRANCE			1116	18345	
55 GERMANY W			7439	96282	
86 SWITZRLND			52294	302098	
516 HONG KONG			3229	21264	
559 JAPAN			628	8321	
990 U STATES		100852		699186	
PARTS OF WATCH MOVEMENTS			171720	1298009	
1 U KINGDOM			7584	122896	6138
54 FRANCE			896	28509	
55 GERMANY W			1648	14968	
86 SWITZRLND			22945	164109	
559 JAPAN				2167	
990 U STATES		12638		96357	
BATTERIES FLASHLIGHT AND PARTS			45711	429006	6139
55 GERMANY W				546	
516 HONG KONG			6704	78709	
559 JAPAN			4168	26711	
990 U STATES			4444	96757	
BATTERIES HEARING AID AND PTS			15316	202723	
55 GERMANY W				1091	6140
990 U STATES		51076		388517	
BATTERIES ELECTRIC PRIMARY NOP			51076	389608	
1 U KINGDOM			981	32268	6141
54 FRANCE			1001	1463	
55 GERMANY W			1741	13617	
516 HONG KONG			90	19582	
559 JAPAN			24814	129201	
990 U STATES			49504	768012	
BATTERIES STORAGE N O P PARTS			78131	964143	6142
1 U KINGDOM			58146	543540	
43 AUSTRIA				476	
54 FRANCE			112	26055	
55 GERMANY W			22328	39327	
67 ITALY				390	
85 SWEDEN				250	
990 U STATES		128765		1383647	
APPARATUS ELECTRIC HEATING NOP			209351	1993685	6143
1 U KINGDOM			11207	91593	
44 BELG LUX			906	6351	
54 FRANCE				270	
55 GERMANY W			3430	39824	
73 NETHRLNDS				367	
85 SWEDEN			1485	3109	
86 SWITZRLND				1361	
427 UN SO AFR				106	
559 JAPAN			72	1081	
990 U STATES		232038		1986508	
		249138		2130570	

IMPORTS INTO CANADA FOR CONSUMPTION

Commodities and Countries from which Imported	MONTH OF NOVEMBER 1960		ELEVEN MONTHS ENDED NOVEMBER 1960		Class Number
	Quantities	Values (\$)	Quantities	Values (\$)	
DYNAMOS GENERATORS AND PTS NOP					6144
1 U KINGDOM		442446		1814273	
43 AUSTRIA				801	
44 BELG LUX				830	
49 DENMARK		7078		7078	
54 FRANCE				4321	
55 GERMANY W		2773		49890	
73 NETHRLNDS		723		28509	
76 NORWAY				1280	
85 SWEDEN		134		50038	
86 SWITZRLND				358905	
559 JAPAN		1543		32823	
815 BERMUDA				1144	
990 U STATES		428288		6676830	
		882985		9026722	
FUSES FUSE PLUGS CUTOUTS PARTS					6145
1 U KINGDOM		14883		171382	
54 FRANCE		2056		11865	
55 GERMANY W		530		2723	
86 SWITZRLND				2243	
990 U STATES		65037		889803	
		82506		1078016	
MOTORS ELECTRIC PARTS OF N O P					6147
1 U KINGDOM		18740		135189	
54 FRANCE				181	
55 GERMANY W		2492		54329	
85 SWEDEN		69		2803	
86 SWITZRLND				7284	
559 JAPAN				897	
990 U STATES		255503		3330951	
		276804		3531634	
SEMI CONDUCTORS NOP AND PARTS					6149
1 U KINGDOM		280		44951	
54 FRANCE				1546	
55 GERMANY W				10991	
73 NETHRLNDS		4774		33708	
559 JAPAN				805	
990 U STATES		182024		1720553	
		187078		1812554	
TRANSISTORS					6150
1 U KINGDOM	NO 70	278	1049	3192	
55 GERMANY W			340	410	
73 NETHRLNDS	10900	6499	61060	35002	
559 JAPAN	661	365	64590	34062	
990 U STATES	20396	108255	557070	1310867	
	32027	115397	684109	1383533	
LIGHTNING ARRESTERS REACTORS					6151
1 U KINGDOM		3235		62964	
54 FRANCE				1017	
55 GERMANY W				4737	
76 NORWAY				189	
85 SWEDEN				36035	
86 SWITZRLND		377		9127	
990 U STATES		15252		190190	
		18864		304259	
MAGNETOS FOR GAS ENGINES					6152
1 U KINGDOM				353	
990 U STATES		728		41076	
		728		41429	
MOTORS ELECTRIC UNDER 30 DOL					6154
1 U KINGDOM	NO 2512	33161	15073	197166	
43 AUSTRIA			94	240	
44 BELG LUX	480	1035	520	2148	
49 DENMARK			35	886	
54 FRANCE			120	738	
55 GERMANY W	700	584	1550	5871	
67 ITALY			50	356	
73 NETHRLNDS	600	1617	2778	7697	
76 NORWAY			180	630	
85 SWEDEN	4	51	57	1198	
86 SWITZRLND	3	67	91	1574	
559 JAPAN	25	66	39671	6357	
990 U STATES	40243	190590	397715	1833719	
	44567	227171	457934	2058580	
MOTORS ELEC 30 DOL OR MORE NOP					6155
1 U KINGDOM	NO 2578	241841	21532	2190579	
44 BELG LUX			1	1637	
49 DENMARK			131	6492	
54 FRANCE	3	2982	6	3199	
55 GERMANY W	34	8153	406	71525	
67 ITALY			6	1165	
73 NETHRLNDS			7	1278	
76 NORWAY			13	1904	
85 SWEDEN	14	2937	73	24823	
86 SWITZRLND			33	7553	
559 JAPAN	3	103	3	103	
990 U STATES	2444	259020	27878	4854009	
	5076	515036	50069	7164267	
RHEOSTATS CONTROLLERS STARTERS					
1 U KINGDOM		61831		424473	
43 AUSTRIA				2821	
49 DENMARK		243		18452	
54 FRANCE				17323	
55 GERMANY W		12899		125162	
76 NORWAY		990		8955	
				1708	

IMPORTS INTO CANADA FOR CONSUMPTION

Commodities and Countries from which Imported	MONTH OF NOVEMBER 1960		ELEVEN MONTHS ENDED NOVEMBER 1960		Class Number
	Quantities	Values (\$)	Quantities	Values (\$)	
85 SWEDEN		4 752		7 446	
86 SWITZRLND		15 683		10 831 9	
516 HONG KONG				789	
559 JAPAN				10 15	
990 U STATES		9 497 14		11 166 583	
SAD IRONS ELECTRIC AND PARTS		10 461 12		11 883 046	
1 U KINGDOM		6 584		8 124 9	6157
55 GERMANY W		881		3 252	
559 JAPAN		264		10 611	
886 P RICO		27 491		220 765	
990 U STATES		60 924		43 620 9	
SELFCONTAINED LIGHTING OUTFITS		96 144		75 278 6	
990 U STATES		213		10 800	6158
SOCKETS OUTLETS RECEPTACLES		213		10 800	
1 U KINGDOM		53		15 355	6159
55 GERMANY W		494		3 801	
67 ITALY				2 774	
85 SWEDEN				273	
559 JAPAN		66		1 659	
990 U STATES		234 299		206 922 4	
SPARK PLUGS MAGNETOS IGNITION		234 912		209 308 6	
1 U KINGDOM		8 981		44 982	6160
55 GERMANY W		4 823		4 849 2	
559 JAPAN		696		2 618	
614 AUSTRALIA		6 682		15 750	
990 U STATES		11 885 8		13 040 35	
SWITCHES SWITCHBOARDS AND PTS		14 004 0		14 158 77	
1 U KINGDOM		50 479		76 548 7	6161
43 AUSTRIA		242		10 709	
54 FRANCE		9 710		24 897 7	
55 GERMANY W		4 539		4 661 5	
67 ITALY		246		1 127	
73 NETHRLNDS				1 137	
85 SWEDEN				1 473 9	
86 SWITZRLND		60 855		42 544 4	
559 JAPAN		140		5 446	
886 P RICO				677	
990 U STATES		777 185		929 372 2	
SWITCHGEAR FOR MINES		903 396		10 814 080	
1 U KINGDOM				4 531	6162
990 U STATES		606		3 204	
TELEGRAPH APPARATUS AND PARTS		606		77 35	
1 U KINGDOM		31 638		55 845 3	6163
43 AUSTRIA				1 800	
55 GERMANY W		5 678 5		66 544 6	
76 NORWAY				1 850	
85 SWEDEN				1 825	
86 SWITZRLND				28 790	
559 JAPAN				2 633	
990 U STATES		277 490		332 881 8	
TELEPHONE APPARATUS AND PARTS		365 913		458 961 5	
1 U KINGDOM		176 318		302 526 4	6164
43 AUSTRIA				11 719	
44 BELG LUX				12 313	
49 DENMARK		1 320		5 112	
54 FRANCE		74		13 758 5	
55 GERMANY W		14 235		4 589 7	
67 ITALY				2 656	
85 SWEDEN		7 289		14 382 7	
86 SWITZRLND		1 157		11 632	
246 CZECHO S				4 368	
559 JAPAN		1 148		23 401	
874 MEXICO				773	
990 U STATES		623 012		757 950 5	
TRANSFORMERS AND PARTS N O P		824 553		11 004 052	
1 U KINGDOM		116 352		95 507 9	6165
43 AUSTRIA				447	
44 BELG LUX		64		450	
49 DENMARK		114		2 887	
54 FRANCE		137		6 388	
55 GERMANY W		25 349		19 817 4	
67 ITALY				323	
73 NETHRLNDS		2176		220 77	
85 SWEDEN		450		61 766 1	
86 SWITZRLND		40 129		11 285 8	
559 JAPAN				3 508	
874 MEXICO				13 788	
886 P RICO				405	
990 U STATES		418 569		566 350 3	
RADIO AND TV RECEIVING TUBES		603 340		759 754 8	
1 U KINGDOM	NO	36 400	29 910	33 913 7	6166
54 FRANCE		4	3 960	8	7 982
55 GERMANY W		10 522	6 369	29 674	25 017
67 ITALY		1 301	670	18 338	66 33
73 NETHRLNDS		82 680	39 206	10 758 30	43 993 0
85 SWEDEN		870	6 282	1 654 1	81 928

IMPORTS INTO CANADA FOR CONSUMPTION

Commodities and Countries from which Imported	MONTH OF NOVEMBER 1960		ELEVEN MONTHS ENDED NOVEMBER 1960		Class Number
	Quantities	Values (\$)	Quantities	Values (\$)	
246 CZECHO S			3645	1617	
559 JAPAN	305975	106753	3821061	1188223	
990 U STATES	409669	456850	4346419	5213016	
	847421	650000	9650653	7276196	
RADIO APPARATUS N O P					6167
1 U KINGDOM		1085111		7856294	
43 AUSTRIA				1644	
44 BELG LUX				271	
49 DENMARK		6269		36586	
54 FRANCE		2614		28301	
55 GERMANY W		12991		317886	
67 ITALY		132		25798	
73 NETHRLNDS		62871		662576	
76 NORWAY		990		1187	
85 SWEDEN		2628		50441	
86 SWITZRLND				5003	
246 CZECHO S		2217		4380	
559 JAPAN		52305		349814	
874 MEXICO				710	
990 U STATES		2322274		24156849	
		3550402		33497740	
ELECTRIC RAZORS AND PARTS	NO				6168
43 AUSTRIA	500	3465	3036	22959	
54 FRANCE			8	65	
55 GERMANY W	500	1166	14473	48822	
73 NETHRLNDS	46848	243360	193900	826100	
86 SWITZRLND	1372	5644	4564	16649	
559 JAPAN	435	1192	14899	28229	
886 P RICO			11316	45141	
990 U STATES	36996	380231	216809	3353654	
		86651	635058	4341619	
ELECT STEAM GENERATORS AND PTS	NO				6169
1 U KINGDOM		1294170	3	12463810	
55 GERMANY W			1	844427	
85 SWEDEN				1022	
86 SWITZRLND		365	1	35467	
990 U STATES		87	1	85205	
		1294622	6	13429931	
ELECTRIC APPARATUS N O P					6170
1 U KINGDDM		63876		1100189	
43 AUSTRIA		505		14729	
44 BELG LUX		241		2763	
49 DENMARK				9830	
53 FINLAND				6993	
54 FRANCE		1718		41633	
55 GERMANY W		26379		203926	
67 ITALY		8943		45301	
73 NETHRLNDS		16786		187388	
76 NORWAY		1987		16633	
85 SWEDEN		1800		54686	
86 SWITZRLND		73726		482731	
246 CZECHO S				765	
516 HONG KONG		50		1691	
559 JAPAN		10601		104198	
614 AUSTRALIA				844	
824 JAMAICA				692	
886 P RICO		7949		142105	
990 U STATES		2608928		27560837	
		2823489		29977934	
ELECTRIC PRECISION INSTRUMENTS					6171
1 U KINGDOM		91434		876642	
43 AUSTRIA				125	
49 DENMARK		10959		106414	
53 FINLAND				8448	
54 FRANCE		1418		7688	
55 GERMANY W		25653		144597	
67 ITALY				1410	
73 NETHRLNDS		9263		82586	
76 NORWAY		1583		3554	
85 SWEDEN		285		9611	
86 SWITZRLND		3036		106352	
246 CZECHO S		479		6217	
427 UN SO AFR		14258		107922	
559 JAPAN		2887		23504	
828 TRINIDAD				4333	
886 P RICO				1803	
990 U STATES		1189324		12139729	
		1350579		13630935	
ELECTRIC DR GAS WELDING APP					6172
1 U KINGDOM		27845		230801	
49 DENMARK		317		1987	
54 FRANCE		185		22143	
55 GERMANY W		5448		93680	
67 ITALY		324		324	
73 NETHRLNDS		498		12239	
85 SWEDEN				4593	
86 SWITZRLND		12436		76678	
990 U STATES		465443		6329735	
		512496		6772180	
RADIO RECEIVING SETS	NO				6173
1 U KINGDOM	2210	49446	12709	326943	
43 AUSTRIA	45	1457	269	6786	
44 BELG LUX			519	7286	
49 DENMARK			3	366	
54 FRANCE	4	100	435	5479	
55 GERMANY W	7066	482936	51350	2665489	

IMPORTS INTO CANADA FOR CONSUMPTION

Commodities and Countries from which Imported		MONTH OF NOVEMBER 1960		ELEVEN MONTHS ENDED NOVEMBER 1960		Class Number
		Quantities	Values (\$)	Quantities	Values (\$)	
67	ITALY	35	812	535	12991	
73	NETHERLANDS	2688	45052	29035	446551	
76	NORWAY	78	2817	428	17004	
85	SWEDEN			5	682	
86	SWITZERLAND	540	9084	3187	57360	
246	CZECHOSLOVAKIA	1488	16989	9988	107204	
262	HUNGARY			16	393	
277	POLAND	3	60	7	208	
427	UNION OF SOUTH AFRICA			1	98	
516	HONG KONG	48	555	2402	26295	
553	CHINA COM			8	190	
559	JAPAN	90013	773335	462593	4949863	
990	U STATES	9336	228125	73281	2068147	
		113554	1610768	646771	10699335	
TELEVISION RECEIVING SETS		NO				6174
1	U KINGDOM			22	2594	
55	GERMANY W			11	2237	
990	U STATES	1580	229906	12944	1813545	
		1580	229906	12977	1818376	
RADIO SET PARTS						6175
1	U KINGDOM		266531		1928647	
49	DENMARK		453		3884	
54	FRANCE				2943	
55	GERMANY W		11179		107145	
67	ITALY		1397		3130	
73	NETHERLANDS		38951		116990	
85	SWEDEN				787	
86	SWITZERLAND		61		975	
559	JAPAN				3082	
990	U STATES		301976		3107887	
			620548		5275470	
RADIO TUBE PARTS						6176
1	U KINGDOM		5049		56840	
43	AUSTRIA		404		4089	
54	FRANCE				749	
55	GERMANY W				2830	
67	ITALY		1495		24746	
73	NETHERLANDS		8027		282129	
990	U STATES		615535		5885959	
			630510		6257342	
SOUND EQUIPMENT N O P						6177
1	U KINGDOM		22492		372203	
43	AUSTRIA				3900	
49	DENMARK		315		3857	
54	FRANCE				5857	
55	GERMANY W		12404		117841	
67	ITALY		483		2261	
73	NETHERLANDS		2476		39673	
76	NORWAY				172	
85	SWEDEN				6087	
559	JAPAN		10850		115551	
614	AUSTRALIA				671	
815	BERMUDA				12884	
990	U STATES		408180		3343819	
			457200		4024776	
TAPE RECORDERS AND PARTS		NO				6178
1	U KINGDOM	80	21841	750	85564	
43	AUSTRIA			5	527	
49	DENMARK			8	2402	
53	FINLAND			1	100	
55	GERMANY W	447	44629	3976	314911	
67	ITALY	2	116	102	3136	
73	NETHERLANDS	1445	107601	12444	820033	
76	NORWAY	1	69	78	10278	
85	SWEDEN			1	50	
86	SWITZERLAND			8	2974	
559	JAPAN	586	18354	3227	114428	
614	AUSTRALIA				87	
990	U STATES	1064	325768	7533	2812743	
		3625	518378	28133	4167233	
METERS ELECTRIC N O P		NO				6179
1	U KINGDOM	359	12520	4876	141221	
43	AUSTRIA			9	297	
49	DENMARK	5	739	5	739	
54	FRANCE			1	935	
55	GERMANY W	92	1282	361	10577	
67	ITALY			1	230	
73	NETHERLANDS			25	5399	
76	NORWAY			2	579	
85	SWEDEN			25	261	
86	SWITZERLAND	7	1773	168	10255	
246	CZECHOSLOVAKIA	279	3592	413	5429	
559	JAPAN	1261	3907	14006	42853	
990	U STATES	2999	104750	43718	1351662	
		5002	128563	63610	1570437	
METERS ELECTRIC N O P PARTS OF						6180
1	U KINGDOM		2411		20051	
55	GERMANY W				872	
73	NETHERLANDS				477	
86	SWITZERLAND				9206	
559	JAPAN		74		1701	
990	U STATES		84030		954934	
			86515		987241	
LIGHTING FIXTURES GAS COAL OIL						6181
1	U KINGDOM		3053		67063	
43	AUSTRIA		260		1570	

IMPORTS INTO CANADA FOR CONSUMPTION

Commodities and Countries from which Imported	MONTH OF NOVEMBER 1960		ELEVEN MONTHS ENDED NOVEMBER 1960		Class Number
	Quantities	Values (\$)	Quantities	Values (\$)	
54 FRANCE				1796	
55 GERMANY W				5613	
67 ITALY		372		2992	
73 NETHRLNDS		80		861	
85 SWEDEN		80		6813	
86 SWITZRLND				117	
246 CZECHO S				1719	
516 HONG KONG		1655		48859	
559 JAPAN		2259		21867	
990 U STATES		22478		222370	
		30237		383640	
GAS MANTLES GAS BURNERS					6182
1 U KINGDOM		837		15331	
73 NETHRLNDS				1627	
85 SWEDEN				1682	
990 U STATES		5567		40197	
		6404		58837	
GAS METERS AND PARTS					6183
1 U KINGDOM		52175		195566	
990 U STATES		128887		1547333	
		181062		1742899	
PLATES CYLINDERS ENGRAVERS					6191
1 U KINGDOM		1558		15436	
49 DENMARK				2908	
54 FRANCE				213	
55 GERMANY W				3398	
73 NETHRLNDS				6294	
86 SWITZRLND				147	
614 AUSTRALIA				718	
848 CUBA				59	
990 U STATES		135411		1255504	
		136969		1284677	
PLATES PRINTING 2 COLOURS					6192
1 U KINGDOM		361		5645	
55 GERMANY W				544	
73 NETHRLNDS				3377	
86 SWITZRLND				581	
990 U STATES		14469		176225	
		14830		186372	
PLATES FOR PRINTING MUSIC					6193
1 U KINGDOM		4499		4696	
73 NETHRLNDS				4750	
990 U STATES		1063		31574	
		5562		41020	
STEREOTYPES ELECTROTYPES NOP	SQ IN				6194
559 JAPAN	113	386	113	386	
990 U STATES	3621	1251	149264	26108	
	3734	1637	149377	26494	
MATRICES FOR STEREOTYPES 475A	SQ IN				6195
990 U STATES	55659	1933	486993	13600	
	55659	1933	486993	13600	
STEREOTYPES FOR BOOKS	SQ IN				6196
1 U KINGDOM	15375	876	58926	4488	
54 FRANCE			4484	638	
55 GERMANY W			5220	741	
73 NETHRLNDS	2591	874	2883	953	
990 U STATES	620606	22029	5154065	259775	
	638572	23779	5225578	266595	
STEREOTYPES FOR ADVERTISEMENTS	SQ IN				6197
1 U KINGDOM	78	55	21993	1030	
55 GERMANY W	5490	74	34962	1934	
73 NETHRLNDS			1792	2098	
86 SWITZRLND	1194	91	3690	785	
990 U STATES	81932	7336	2513195	100852	
	88694	7556	2575632	106699	
TYPE PRINTING CHASES QUOINS					6199
1 U KINGDOM		4924		16564	
55 GERMANY W		3113		20378	
67 ITALY				214	
516 HONG KONG				1914	
990 U STATES		15893		166125	
		23930		205195	
PRINTG PLATES FOR PUBLICATIONS					6200
1 U KINGDOM				1347	
55 GERMANY W		1347		5985	
73 NETHRLNDS		141		141	
86 SWITZRLND		193		523	
990 U STATES		26563		511522	
		28244		519518	
MOULDING MATERIAL ELECTROTYPE					6201
990 U STATES		458		22026	
		458		22026	
TUNGSTEN BEARING ORES	CWT				6208
564 KOREA			4540	400901	
583 THAILAND			1108	82385	
744 ARGENTINA			944	57777	
747 BOLIVIA			1077	68794	
752 BRAZIL			551	36694	
774 PERU			1349	101490	
990 U STATES	2000	214967	2000	214967	
	2000	214967	11569	963008	
CHROME ORE	CWT				6210
316 CYPRUS			56448	99154	
422 RHOD NYAS			43091	55772	
427 UN SO AFR			22642	12135	
567 PHIL			621440	728884	

IMPORTS INTO CANADA FOR CONSUMPTION

Commodities and Countries from which Imported	MONTH OF NOVEMBER 1960		ELEVEN MONTHS ENDED NOVEMBER 1960		Class Number
	Quantities	Values (\$)	Quantities	Values (\$)	
848 CUBA			13171	19692	
990 U STATES	46862	69930	222881	364780	
ANTIMONY OR REGULUS OF	46862	69930	979673	1280417	
1 U KINGDOM	LB 172484	34038	353869	65624	6211
44 BELG LUX	110233	24036	232195	50539	
287 U S S R			22074	3482	
553 CHINA COM	59200	8716	119412	17651	
990 U STATES	4014	1298	6014	1795	
BISMUTH METALLIC NATURAL	345931	68088	733564	139091	
73 NETHRLNDS	LB 2603	4979	6598	12723	6212
990 U STATES			1050	2319	
COBALT ORE	2603	4979	7648	15042	6215
MANGANESE ORE	CWT				
1 U KINGDOM	CWT 25	199	787	12072	6216
54 FRANCE			74	701	
414 GHANA			447982	811363	
427 UN SO AFR			109760	142331	
449 BEL CONGO			340638	704012	
559 JAPAN			88	1733	
752 BRAZIL	65856	125725	130435	253701	
874 MEXICO			10251	3918	
990 U STATES	11535	51251	80906	555435	
ORES OF METALS N O P	77416	177175	1120921	2485266	
1 U KINGDOM	CWT		285	2153	6217
55 GERMANY W			2218	7742	
567 PHIL			4480	19948	
614 AUSTRALIA	2240	18718	2464	19326	
747 BOLIVIA			61234	268476	
774 PERU	52344	123382	576441	1858644	
990 U STATES	4811	198765	34400	1027278	
MERCURY OR QUICKSILVER	59395	340865	681522	3203567	
1 U KINGDOM	LB 1544	3765	1610	4000	6218
67 ITALY			36666	88105	
82 SPAIN	15200	35100	121600	285114	
755 CHILE			17404	46271	
874 MEXICO			33382	79724	
990 U STATES	114	437	31799	88503	
ANDES NICKEL COPPER PRECIOUS	16858	39302	242461	591717	
1 U KINGDOM		385		385	6219
73 NETHRLNDS				886	
990 U STATES		27809		61665	
ARTICLES FOR AGRIC IMPLEMENTS		28194		62936	
1 U KINGDOM		2423		17834	6220
990 U STATES		20202		255153	
ARTICLES FOR STORAGE BATTERIES		22625		272987	
990 U STATES		1855		139005	6221
BELLS FOR CHURCHES		1855		139005	
1 U KINGDOM				26741	6222
54 FRANCE		3925		107308	
55 GERMANY W				393	
67 ITALY				1438	
73 NETHRLNDS				18532	
86 SWITZRLND		1159		2410	
990 U STATES		3202		139493	
BELLS AND GONGS N O P		8286		296315	
1 U KINGDOM		410		7868	6223
55 GERMANY W		2510		16106	
85 SWEDEN		1747		6430	
86 SWITZRLND				532	
519 INDIA				3963	
559 JAPAN		419		2573	
990 U STATES		34627		249631	
SLIDE OR ZIPPER FASTENERS		39713		287103	
1 U KINGDOM		360		8386	6225
55 GERMANY W				37691	
73 NETHRLNDS				82	
559 JAPAN		5173		7784	
990 U STATES		2614		57010	
BUCKLES CLASPS EYELETS HOOKS		8147		110953	
1 U KINGDOM		10651		92701	6226
43 AUSTRIA				897	
49 DENMARK				125	
54 FRANCE				292	
55 GERMANY W		3359		70840	
67 ITALY		1406		7022	
73 NETHRLNDS				931	
86 SWITZRLND				695	
246 CZECHO S				1722	
559 JAPAN		247		3399	
990 U STATES		167565		1513680	
CAGES ANIMAL OF WIRE AND PARTS		183228		1692304	
1 U KINGDOM		7726		25040	6227

IMPORTS INTO CANADA FOR CONSUMPTION

139

Commodities and Countries from which Imported	MONTH OF NOVEMBER 1960		ELEVEN MONTHS ENDED NOVEMBER 1960		Class Number
	Quantities	Values (\$)	Quantities	Values (\$)	
44 BELG LUX				4648	
55 GERMANY W		316		5600	
67 ITALY				1838	
559 JAPAN		1524		21349	
990 U STATES		14357		54008	
		23923		112483	
CHRONOMETERS COMPASSES SHIPS					6228
1 U KINGDOM		10126		85017	
55 GERMANY W				782	
73 NETHRLNDS				456	
85 SWEODEN				273	
559 JAPAN		4243		7685	
990 U STATES		1895		221088	
		16264		315301	
METAL ARTICLES FOR JEWELLERY					6229
1 U KINGDOM		859		5271	
55 GERMANY W		2386		10835	
67 ITALY				301	
246 CZECHO S				170	
559 JAPAN				2262	
990 U STATES		38355		335020	
		41600		353859	
ARTICLES FOR USE IN FISHERIES					6230
1 U KINGDOM		10487		65420	
49 DENMARK		305		11964	
54 FRANCE				198	
55 GERMANY W				360	
67 ITALY		129		129	
73 NETHRLNOS				5175	
76 NORWAY		2823		44746	
78 PORTUGAL		945		6585	
82 SPAIN				145	
559 JAPAN		1763		129624	
990 U STATES		8262		127144	
		24714		391490	
ARTICLES N O P FOR MFR SHIPS					6232
1 U KINGDOM		49996		1011285	
49 DENMARK				1790	
55 GERMANY W		13069		84974	
67 ITALY				1322	
73 NETHRLNDS		7406		23439	
76 NORWAY		6392		81170	
85 SWEODEN		620		4676	
559 JAPAN		530		15186	
874 MEXICO				490	
990 U STATES		94567		2576764	
		172580		3801096	
ELEMENTS FOR LAMP FILAMENTS					6233
1 U KINGDOM				1569	
43 AUSTRIA		2831		32225	
73 NETHRLNDS		8440		48588	
990 U STATES		56094		1052802	
		67365		1135184	
METAL PTS FOR COVERED BUTTONS					6234
990 U STATES		8859		77102	
		8859		77102	
NAILS TACKS BRASS OR COPPER					6235
1 U KINGDOM				592	
990 U STATES		588		6801	
		588		7393	
PATTERNS OF METAL NOT MODELS					6236
1 U KINGDOM				134	
990 U STATES		1383		54094	
		1383		54228	
UMBRELLA PARTS EXCEPT FABRIC					6237
1 U KINGDOM		430		1901	
43 AUSTRIA				186	
44 BELG LUX				516	
54 FRANCE				638	
55 GERMANY W		15777		91933	
67 ITALY		1027		14906	
559 JAPAN		3308		26975	
990 U STATES		18848		239744	
		39390		376799	
RIVETS BURRS BRASS OR COPPER					6238
1 U KINGDOM				922	
55 GERMANY W				232	
990 U STATES		5314		68550	
		5314		69704	
SCREWS OF METAL N O P					6240
1 U KINGDOM		774		31402	
44 BELG LUX		66		376	
55 GERMANY W		387		27942	
73 NETHRLNDS				1876	
85 SWEDEN		578		4172	
86 SWITZRLND				514	
516 HONG KONG				254	
559 JAPAN				5003	
990 U STATES		8338		79361	
		10143		150900	
SHOE AND CORSET EYELETS HOOKS					6241
54 FRANCE				273	
55 GERMANY W		1319		8668	
67 ITALY		1511		23911	
73 NETHRLNOS		240		240	
990 U STATES		16248		162392	
		20018		195484	

IMPORTS INTO CANADA FOR CONSUMPTION

Commodities and Countries from which Imported	MONTH OF NOVEMBER 1960		ELEVEN MONTHS ENDED NOVEMBER 1960		Class Number
	Quantities	Values (\$)	Quantities	Values (\$)	
WIRE NON FERROUS COVERED					
1 U KINGDOM		130264		2113305	6247
54 FRANCE				2545	
55 GERMANY W		113		301978	
67 ITALY				70	
73 NETHRLNDS				2708	
85 SWEDEN				448	
86 SWITZRLND				330	
559 JAPAN		1839		8071	
990 U STATES		371197		4244276	
		503413		6673731	
WIRE TINSEL FOR BRAIDS CORDS					
54 FRANCE		528		6495	6248
55 GERMANY W				43350	
990 U STATES				25544	
		528		75389	
WIRE STRANDED NON FERROUS					
1 U KINGDOM		293		13609	6249
55 GERMANY W				3365	
85 SWEDEN				452	
86 SWITZRLND				371	
990 U STATES		43310		386837	
		43603		404634	
WIRE NON FERROUS N O P					
1 U KINGDOM		16753		112552	6250
44 BELG LUX				2574	
54 FRANCE				703	
55 GERMANY W		252		24691	
73 NETHRLNDS				1209	
85 SWEDEN		2084		24012	
990 U STATES		31233		384440	
		50322		550181	
NON FERRDUS METALS AND PRODUCT					
1 U KINGDOM		76315		482529	6251
43 AUSTRIA				1036	
44 BELG LUX				568	
54 FRANCE		70		4276	
55 GERMANY W		3904		23527	
73 NETHRLNDS				16360	
85 SWEDEN		4984		5857	
516 HONG KONG				54	
559 JAPAN		657		11748	
758 COLOMBIA				1847	
990 U STATES		724794		6405644	
		810724		6953446	
PARTS FOR MFR OF SHUTTLES					
86 SWITZRLND				756	6252
990 U STATES		12111		116976	
		12111		117732	
HINGES FOR JEWELLERY BOXES					
990 U STATES		2897		61426	6253
		2897		61426	
MATERIALS FOR MFR MINING MACH					
990 U STATES		510		10595	6254
		510		10595	
RESIDUES NON FERROUS					
1 U KINGDOM	CWT	670	19056	176732	6257
		670	19056	176732	
TUNGSTEN CARBIDE INSERTS					
85 SWEDEN		15606		349025	6258
427 UN SO AFR		24786		360970	
990 U STATES		9966		515004	
		50358		1224999	
TUNGSTEN CARBIDE TIPS BLANKS					
1 U KINGDOM		125		755	6259
55 GERMANY W				729	
85 SWEDEN		3858		36529	
990 U STATES		17106		151724	
		21089		189737	
CIGARETTE LIGHTERS					
1 U KINGDOM	DOZ	1	256	4160	6260
43 AUSTRIA		2229	21504	48730	
54 FRANCE			28	379	
55 GERMANY W		1195	12675	62645	
76 NORWAY			34	482	
85 SWEDEN			17	230	
86 SWITZRLND		50	188	7303	
516 HONG KONG			1120	1870	
559 JAPAN		70648	388598	868470	
990 U STATES		1169	10012	72218	
		75292	434432	1066487	
INCANDESCENT LAMPS LARGE					
1 U KINGDOM	NO	1155	28414	14966	6302
43 AUSTRIA			33650	4118	
44 BELG LUX			79822	11098	
54 FRANCE		50	50	245	
55 GERMANY W		1300	202	29147	
64 IRELAND			145	1160	
73 NETHRLNDS		4842	327408	31099	
85 SWEDEN		150	150	361	
262 HUNGARY		3300	21350	2056	
559 JAPAN		1532	71549	9066	
990 U STATES		391736	4197382	1500561	
		404065	4789067	1580572	
FLUORESCENT BULBS AND TUBES					
1 U KINGDOM	NO	21	1725	1060	6303

IMPORTS INTO CANADA FOR CONSUMPTION

141

Commodities and Countries from which Imported	MONTH OF NOVEMBER 1960		ELEVEN MONTHS ENDED NOVEMBER 1960		Class Number
	Quantities	Values (\$)	Quantities	Values (\$)	
67 ITALY			8280	3973	
73 NETHRLNDS	10800	2849	53292	15456	
990 U STATES	74144	70442	836142	926297	
MERCURY VAPOUR LAMPS	84965	73392	899439	946786	
NO					6304
1 U KINGDOM			315	2205	
73 NETHRLNDS	561	1805	18742	28830	
86 SWITZRLND			3951	16040	
990 U STATES	2354	17433	53542	428191	
VAPOUR LAMPS N O P	2915	19238	76550	475266	
NO					6306
1 U KINGDOM	40	196	706	4334	
73 NETHRLNDS			47863	11111	
990 U STATES	37142	3598	657013	118070	
SEALED BEAM LAMPS	37182	3794	705582	133515	
NO					6307
990 U STATES	6340	6518	1248546	965582	
CHRISTMAS TREE LAMPS	6340	6518	1248546	965582	
NO					6309
559 JAPAN	2278500	55400	20879760	429015	
990 U STATES	29400	914	445260	17994	
MINIATURE LAMPS N O P	2307900	56314	21325020	447009	
NO					6310
1 U KINGDOM	2150	278	149800	8313	
55 GERMANY W			74600	10490	
73 NETHRLNDS	68000	2092	1260866	54532	
262 HUNGARY			20070	2575	
516 HONG KONG	118000	1196	765000	7403	
559 JAPAN			75670	2367	
990 U STATES	394506	35873	2544545	290675	
PHOTOFLASH LAMPS	582656	39439	4890551	376355	
NO					6311
73 NETHRLNDS			260000	5593	
559 JAPAN	459624	13047	3639186	98480	
990 U STATES	315532	18556	2898614	174742	
PHOTOGRAPHIC LAMPS N O P	775156	31603	6797800	278815	
NO					6312
73 NETHRLNDS	4906	2543	9887	5159	
559 JAPAN			4526	3059	
990 U STATES	34767	49053	187647	256419	
LIGHTS HEAD SIDE TAIL N O P	39673	51596	202060	264637	
NO					6315
1 U KINGDOM		4891		26916	
55 GERMANY W		1035		25404	
516 HONG KONG				15788	
559 JAPAN		1324		29877	
990 U STATES		51034		429099	
FLASHLIGHTS AND PARTS		58284		527084	
NO					6320
1 U KINGDOM			5664	6446	
55 GERMANY W	1000	1458	25751	46642	
516 HONG KONG	146353	34901	1639598	413986	
553 CHINA COM			6120	1056	
559 JAPAN	1720	1885	82543	38782	
990 U STATES	34333	37000	345674	441794	
ELECTRIC LIGHT FIXTURES N O P	183406	75244	2105350	948706	
NO					6325
1 U KINGDOM		13800		69201	
43 AUSTRIA		1907		18241	
44 BELG LUX		134		2807	
49 DENMARK		5685		39868	
54 FRANCE		5970		107803	
55 GERMANY W		25045		237861	
67 ITALY		9549		90070	
73 NETHRLNDS		8133		28719	
76 NORWAY		20732		56884	
78 PORTUGAL				605	
82 SPAIN		435		19038	
85 SWEDEN		4187		23868	
86 SWITZRLND		115		1502	
246 CZECHO S		3009		32880	
258 GERMANY E		97		361	
288 YUGO SLAV				1103	
516 HONG KONG		656		7812	
519 INDIA		270		836	
553 CHINA COM				94	
559 JAPAN		26427		149237	
567 PHIL				2763	
815 BERMUDA				1308	
990 U STATES		631154		5974386	
		757305		6867247	

IMPORTS INTO CANADA FOR CONSUMPTION

Commodities and Countries from which Imported	MONTH OF NOVEMBER 1960		ELEVEN MONTHS ENDED NOVEMBER 1960		Class Number
	Quantities	Values (\$)	Quantities	Values (\$)	
GROUP 7					
NON METALLIC MINERALS					
ASBESTOS PACKING	LB				
1 U KINGDOM	41260	24055	251004	138418	7001
55 GERMANY W			176	1912	
990 U STATES	24817	30048	153438	204466	
	66077	54103	404618	344796	
VEHICLE BRAKE LININGS ASBESTOS					7002
1 U KINGDOM		19099		93112	
55 GERMANY W		1021		20403	
990 U STATES		34784		467501	
		54904		581016	
ASBESTOS MANUFACTURES N O P					7003
1 U KINGDOM		92958		664946	
44 BELG LUX		31224		316727	
55 GERMANY W				207	
67 ITALY				169	
990 U STATES		124693		1585922	
		248875		2567971	
VEHICLE CLUTCH FACING ASBESTOS					7004
1 U KINGDOM		454		6966	
43 AUSTRIA				637	
55 GERMANY W				3694	
990 U STATES		35253		250286	
		35707		261583	
BRAKE LININGS AND FACINGS NOP					7005
1 U KINGDOM				27691	
990 U STATES		16762		365973	
		16762		393664	
CHINA CLAY GROUND	CWT				7011
1 U KINGDOM	54372	45506	759137	571217	
990 U STATES	158968	147493	1737030	1634583	
	213340	192999	2496167	2205800	
FIRE CLAY GROUND	CWT				7012
1 U KINGDOM	3430	1955	16743	12146	
990 U STATES	79108	35790	1122417	376795	
	82538	37745	1139160	388941	
PIPE CLAY GROUND	CWT				7013
990 U STATES	17412	2049	213108	21949	
	17412	2049	213108	21949	
CLAYS N O P GROUND					7014
1 U KINGDOM		404		2165	
990 U STATES		37865		470874	
		38269		473039	
ZIRCONIUM SILICATE					7015
1 U KINGDOM		526		8857	
427 UN SO AFR				1159	
614 AUSTRALIA				5714	
990 U STATES		19625		141873	
		20151		157603	
ZIRCONIUM OXIDE					7016
990 U STATES		2992		23758	
		2992		23758	
SAGGARS FOR CERAMIC PRODUCTS					7017
1 U KINGDOM		1566		4110	
990 U STATES		10785		64219	
		12351		68329	
ACTIVATED CLAY TO REFINE OILS					7018
1 U KINGDOM				33394	
990 U STATES		96428		838753	
		96428		872147	
GROG FOR REFRACTORY MATERIALS	TON				7019
990 U STATES	816	26709	9825	325391	
	816	26709	9825	325391	
BRICK BUILDING	M				7021
44 BELG LUX	23	2071	79	6031	
990 U STATES	4489	263323	40876	2271928	
	4512	265394	40955	2277959	
BRICK FIRE CHROME					7022
990 U STATES		58665		622372	
		58665		622372	
BRICK FIRE MAGNESITE					7023
1 U KINGDOM		3570		159385	
55 GERMANY W		57751		179997	
990 U STATES		14729		272465	
		76050		611847	
BRICK FIRE 90 PER CENT SILICA					7024
1 U KINGDOM				6709	
55 GERMANY W		7693		9420	
990 U STATES		44956		891734	
		52649		907863	
BRICK FIRE 100 DOL THOUSAND					7025
1 U KINGDOM		185		492	
55 GERMANY W				14000	
990 U STATES		76543		1107463	
		76728		1121955	
BRICK FIRE FURNACE OR KILN					7026
1 U KINGDOM		6013		88658	
49 DENMARK				24558	
55 GERMANY W		360		3095	
990 U STATES		458265		4565036	
		464638		4681347	

IMPORTS INTO CANADA FOR CONSUMPTION

143

Commodities and Countries from which Imported	MONTH OF NOVEMBER 1960		ELEVEN MONTHS ENDED NOVEMBER 1960		Class Number
	Quantities	Values (\$)	Quantities	Values (\$)	
BRICK FIRE N O P					7027
1 U KINGDOM		54 502		35 199 3	
49 DENMARK		8 34		20 422	
55 GERMANY W		7 28		9 114	
990 U STATES		291 924		337 803 4	
		347 988		375 956 3	
BRICK PAVING	M				7028
990 U STATES	36	2 567	49 4	31 355	
	36	2 567	49 4	31 355	
BUILDING BLOCKS BUILDING TILE					7029
1 U KINGDOM		4 450		630 41	
44 BELG LUX				5405	
67 ITALY		40 48		7 189	
874 MEXICO				1 36	
990 U STATES		116 853		947 680	
		125 351		1023 451	
DRAIN PIPES SEWER PIPES N O P					7030
1 U KINGDOM		1 934		2 384 5	
990 U STATES		3 699		13 815 0	
		5 633		16 199 5	
TILES FOR MOSAIC FLOORING					7032
1 U KINGDOM				15 188	
44 BELG LUX				12 663	
54 FRANCE		1 103		10 776	
55 GERMANY W		12 921		51 845	
67 ITALY		3 817		70 357	
82 SPAIN		147		747	
85 SWEDEN				5 62	
246 CZECHO S				882	
559 JAPAN		61 351		379 327	
990 U STATES		7 644		990 04	
		86 983		629 951	
EARTHENWARE TILES FOR ROOFING					7033
990 U STATES		134		1 289	
		134		1 289	
TILES EARTHENWARE N O P					7034
1 U KINGDOM		103 597		829 991	
43 AUSTRIA				212	
44 BELG LUX		301		2 382 7	
49 DENMARK				62	
54 FRANCE				422	
55 GERMANY W		18 894		11 864 1	
67 ITALY		2 990		31 770	
73 NETHRLNDS				27 38	
82 SPAIN		3 435		31 523	
246 CZECHO S		7 272		35 787	
559 JAPAN		51 645		369 161	
990 U STATES		23 850		132 066	
		211 984		157 620 0	
CHINA AND PORCELAIN WARE N O P					7043
1 U KINGDOM		3 972		32 399	
54 FRANCE		199		13 62	
55 GERMANY W		51		840	
67 ITALY				114	
258 GERMANY E				276	
516 HONG KONG				232	
559 JAPAN		17 13		14 544	
990 U STATES		2 523		17 673	
		8 458		67 440	
DEMIJOHNS CHURNS CROCKS N O P					7045
1 U KINGDOM				3 180	
55 GERMANY W		72		155	
67 ITALY		102		102	
559 JAPAN				533	
990 U STATES		1 011		3 383 4	
		1 185		3 780 4	
TABLEWARE OF CHINA PORCELAIN					7046
1 U KINGDOM		870 299		10 086 087	
43 AUSTRIA				2 621	
44 BELG LUX		1 064		4 019	
49 DENMARK		1 813		24 576	
53 FINLAND		1 638		19 55	
54 FRANCE		6 616		38 864	
55 GERMANY W		11 458		22 239 5	
64 IRELAND				136	
67 ITALY		7 515		51 176	
73 NETHRLNDS		779		5 680	
76 NORWAY				24 42	
78 PORTUGAL		1 569		26 61	
82 SPAIN				101	
85 SWEDEN		127		27 76	
86 SWITZRLND		53		1 064	
246 CZECHO S				3 626	
258 GERMANY E		1 229		8 890	
262 HUNGARY		83		1 320	
355 ISRAEL		155		155	
516 HONG KONG		2 142		20 883	
553 CHINA COM				279	
559 JAPAN		90 968		878 495	
614 AUSTRALIA				341	
990 U STATES		12 491 0		11 306 80	
		11 224 18		12 491 222	
STONEWARE EARTHENWARE N O P					7047
1 U KINGDOM		37 133		388 441	
43 AUSTRIA		1 204		7 925	
44 BELG LUX		74		5 215	

IMPORTS INTO CANADA FOR CONSUMPTION

Commodities and Countries from which Imported	MONTH OF NOVEMBER 1960		ELEVEN MONTHS ENDED NOVEMBER 1960		Class Number
	Quantities	Values (\$)	Quantities	Values (\$)	
49 DENMARK		4 657		1 983 36	
53 FINLAND		353		2 558	
54 FRANCE		1 514		2 764 8	
55 GERMANY W		42 420		22 655 65	
59 GREECE				2 385	
64 IRELAND		120		1 155	
67 ITALY		16 608		11 679 5	
73 NETHRLNDS		4 914		2 409 2	
76 NORWAY		1 082		5 990	
78 PORTUGAL		707		9 514	
82 SPAIN				1 707	
85 SWEDEN		2 217		19 557	
86 SWITZRLND				3 741	
246 CZECHO S				174	
258 GERMANY E		1 032		7 528	
262 HUNGARY		83		1 481	
355 ISRAEL				4 25	
516 HONG KONG		2 103		10 879	
559 JAPAN		88 053		84 581 1	
752 BRAZIL				488	
874 MEXICO				1 206	
886 P RICO				114	
990 U STATES		92 723		76 560 7	
CHEMICAL STONWARE ACID RESIST		296 997		2 496 837	7048
1 U KINGDOM		5 572		1 524 5	
54 FRANCE				139	
990 U STATES		15 030		20 420 4	
ARTIFICIAL TEETH NOT MOUNTED		20 602		21 958 8	
1 U KINGDOM		683		7 831	7051
43 AUSTRIA				309	
55 GERMANY W		6 026		7 326 1	
67 ITALY				11 72	
73 NETHRLNDS		362		10 41	
86 SWITZRLND		17 740		8 434 9	
355 ISRAEL		1 089		16 78	
559 JAPAN		365		13 57	
828 TRINIDAD		2 025		2 655 3	
990 U STATES		136 878		1 405 860	
BATHS BATHTUBS BASINS ETC NOP		165 168		1 603 411	7052
1 U KINGDOM		110 298		1 099 119	
53 FINLAND		83		66 79	
55 GERMANY W				8 725	
67 ITALY				5 189	
76 NORWAY		565		14 909	
85 SWEDEN				22 01	
288 YUGO SLAV		1 037		13 58	
559 JAPAN		22 935		19 536 2	
990 U STATES		164 298		1 940 278	
CRUCIBLES N O P AND COVERS		299 216		3 273 820	7053
1 U KINGDOM		713		2 822	
54 FRANCE				612	
55 GERMANY W				11 92	
427 UN SO AFR		4 091		1 526 6	
990 U STATES		10 546		7 183 5	
INSULATORS ELECTRIC PORCELAIN		15 350		91 727	7053
1 U KINGDOM		1 585		6 830 7	
54 FRANCE				945	
55 GERMANY W				2 992	
67 ITALY				293	
85 SWEDEN				164	
86 SWITZRLND		638		10 646	
246 CZECHO S				30 68	
559 JAPAN				7 956 3	
990 U STATES		27 611		30 977 6	
MANUFACTURES OF CLAY N O P		298 34		47 575 4	7053
1 U KINGDOM		6 950		4 642 8	
49 DENMARK				1 474 6	
54 FRANCE				1 762	
55 GERMANY W				600	
519 INDIA				8 089	
559 JAPAN		130		5 59	
990 U STATES		93 797		86 962 3	
BRIQUETTES OF COAL OR COKE	TON	100 877		94 180 7	7060
990 U STATES	2037	29 613	13 304	18 202 3	
ANTHRACITE SCREENINGS	2037	29 613	13 304	18 202 3	
990 U STATES	TON	3 158	6 671 0	36 940 9	7061
ANTHRACITE DOMESTIC SIZES	3 158	16 197	6 671 0	36 940 9	
1 U KINGDOM	TON		27 393	44 716 4	7063
990 U STATES	11 315 8	132 171 9	739 68 9	85 119 86	
ANTHRACITE SMALLER SIZES N O P	11 315 8	132 171 9	76 708 2	89 591 50	
1 U KINGDOM	TON		3 747 3	5 172 31	7063
990 U STATES	2 150 0	18 706 8	340 42 5	27 869 70	
COAL BITUMINOUS SUB BITUMINOUS	2 150 0	18 706 8	37 789 8	33 042 01	
1 U KINGDOM	TON		509	509 8	7064
990 U STATES	111 498 1	569 820 4	1 136 025 2	5 885 054 9	
	111 498 1	569 820 4	1 136 025 2	5 885 054 9	

IMPORTS INTO CANADA FOR CONSUMPTION

145

Commodities and Countries from which Imported	MONTH OF NOVEMBER 1960		ELEVEN MONTHS ENDED NOVEMBER 1960		Class Number
	Quantities	Values (\$)	Quantities	Values (\$)	
COAL EXWAREHOUSED SHIPS STORES 990 U STATES	TON 26964	133059	276132	1356246	7066
COAL DUST AND COAL N O P 990 U STATES	TON 3384	25716	15934	139849	7067
BENZOL	GAL 3384	25716	15934	139849	7070
1 U KINGDOM			224	179	
82 SPAIN			157550	85528	
277 POLAND			286900	163611	
287 U S S R	1080648	327684	2051532	621119	
990 U STATES	137203	58484	5089547	1888132	
	1217851	386168	7585753	2758569	
COAL TAR CRUDE	GAL 2750	605	157131	32866	7071
990 U STATES	2697	476	258965	55777	
	5447	1081	416096	88643	
COAL PITCH	CWT 85551	160322	700587	1301711	7072
990 U STATES	119656	269673	801132	1750285	
	205207	429995	1501719	3051996	
CARBOLIC OR HEAVY OIL	GAL 5933	3115	2962459	708487	7073
1 U KINGDOM			207643	34570	
559 JAPAN			8678	2155	
614 AUSTRALIA	2603	700	302864	72842	
990 U STATES	8533	2923	3481644	818054	
	17069	6738			
COKE PETROLEUM	TON 42126	595506	368476	5208705	7074
990 U STATES	42126	595506	368476	5208705	
COKE N O P	TON 12754	261804	94	2791	7077
990 U STATES	12754	261804	285285	5222016	
			285379	5224807	
OECANTERS AND TUMBLERS				2488	7079
1 U KINGDOM				955	
44 BELG LUX				2116	
49 DENMARK				34524	
54 FRANCE		10039		10778	
55 GERMANY W		3377		2624	
67 ITALY		276		584	
73 NETHRLNDS		146		4020	
85 SWEDEN		1809		608	
246 CZECHO S				104	
277 POLAND				5940	
559 JAPAN		618		439940	
990 U STATES		57206		504681	
		73471			
LAMP CHIMNEYS				1170	7080
55 GERMANY W				87	
246 CZECHO S				46460	
990 U STATES		3631		47717	
		3631			
GLASS PLATES FOR OPTICAL MFR				3100	7081
1 U KINGDOM				36602	
55 GERMANY W		6305		508722	
990 U STATES		60689		548424	
		66994			
GLASS CARBOYS BOTTLES JARS				621885	7082
1 U KINGDOM		52730		3770	
43 AUSTRIA		447		2272	
44 BELG LUX				679	
49 DENMARK		162		144	
53 FINLAND				33197	
54 FRANCE		2076		32345	
55 GERMANY W		4046		46258	
67 ITALY		5634		4356	
73 NETHRLNDS		156		2880	
85 SWEDEN		175		40218	
246 CZECHO S		7831		580	
262 HUNGARY				1100	
277 POLAND				2398	
516 HONG KONG		114		75469	
559 JAPAN		6643		5286332	
990 U STATES		586221		6153883	
		666235			
GLASS TABLEWARE CUT GLASS N O P				366132	7083
1 U KINGDOM		35748		10082	
43 AUSTRIA		2551		195565	
44 BELG LUX		33518		22084	
49 DENMARK		2250		3907	
53 FINLAND		161		131660	
54 FRANCE		25826		846506	
55 GERMANY W		102819		8160	
64 IRELAND		2975		70855	
67 ITALY		11184		29576	
73 NETHRLNDS		8144		21485	
78 PORTUGAL		15244		117303	
85 SWEDEN		18361		549812	
246 CZECHO S		69745		57023	
258 GERMANY E		8677		61813	
262 HUNGARY		10746		55362	
277 POLAND		16488		1437	
355 ISRAEL				117756	
559 JAPAN		19051		75	
614 AUSTRALIA					

IMPORTS INTO CANADA FOR CONSUMPTION

Commodities and Countries from which Imported	MONTH OF NOVEMBER 1960		ELEVEN MONTHS ENDED NOVEMBER 1960		Class Number	
	Quantities	Values (\$)	Quantities	Values (\$)		
874 MEXICO		80		223		
990 U STATES		341305		2075239		
LAMP BULBS AND TUBING FOR		724873		4742055	7084	
1 U KINGDOM		312		799		
54 FRANCE		2588		2588		
55 GERMANY W		3310		3310		
73 NETHRLNDS				413		
86 SWITZRLND		1362		4774		
990 U STATES		157300		2557214		
GLASS SHADES OR GLOBES		164872		2569098	7085	
1 U KINGDOM				634		
43 AUSTRIA				254		
54 FRANCE		141		231		
55 GERMANY W		356		766		
67 ITALY				2186		
559 JAPAN		227		1657		
990 U STATES		28906		160743		
LENSES GLASS N O P		29630		166471	7086	
1 U KINGDOM		603		6757		
43 AUSTRIA		2413		24017		
44 BELG LUX				921		
54 FRANCE		100		374		
55 GERMANY W		739		18674		
73 NETHRLNDS				1304		
559 JAPAN				251		
990 U STATES		36570		377597		
FRESNEL TYPE LENSES GLOBES		40425		429895	7087	
1 U KINGDOM		636		1280		
55 GERMANY W				2198		
990 U STATES		7200		122907		
MOULDED SHAPES FOR ELECT FIXT		7836		126385	7088	
1 U KINGDOM		2715		20097		
43 AUSTRIA		2721		23241		
49 DENMARK		85		355		
55 GERMANY W		17753		149710		
67 ITALY				1588		
73 NETHRLNDS		7962		53720		
85 SWEDEN		254		3443		
246 CZECHO S		11853		73981		
516 HONG KONG				986		
559 JAPAN		1027		1100		
990 U STATES		213791		1935378		
HEAT RESISTING GLASSWARE		258161		2263599	7089	
1 U KINGDOM		9272		122463		
43 AUSTRIA				2737		
44 BELG LUX				286		
49 DENMARK				335		
54 FRANCE				857		
55 GERMANY W		820		10457		
246 CZECHO S				141		
990 U STATES		477645		5788663		
SHEET GLASS OVER 34 OZ SQ FT	SQ FT	487737		5925939	7090	
1 U KINGDOM	5517	1485	567884	145371		
44 BELG LUX	601882	161666	5739513	1467721		
54 FRANCE	146667	28481	1172672	241336		
55 GERMANY W	262666	57355	2315926	534288		
67 ITALY			24678	5748		
73 NETHRLNDS			3156	2194		
82 SPAIN			60462	11473		
246 CZECHO S	136765	14157	204716	21146		
258 GERMANY E	18000	1825	152900	16192		
277 POLAND			11106	888		
355 ISRAEL	2500	488	2500	488		
559 JAPAN	60700	7929	293140	39458		
990 U STATES	93661	32356	939380	290674		
SHEET GLASS TRANSPRT TO 34 OZ	SQ FT	1328358	305742	11488033	2776977	7091
1 U KINGDOM	309503	23644	6068033	527016		
44 BELG LUX	1651378	194797	15760080	1764249		
54 FRANCE	265983	36042	3415810	338381		
55 GERMANY W	996719	83872	7679124	703160		
67 ITALY	54000	4526	95400	7352		
73 NETHRLNDS			4426	458		
82 SPAIN	15222	631	58471	6937		
85 SWEDEN			10800	745		
246 CZECHO S	1717600	73346	7589764	303996		
258 GERMANY E	252200	12309	3742080	178741		
277 POLAND	317940	11448	1511885	53369		
287 U S S R	359300	20500	2790311	153140		
516 HONG KONG			66000	1856		
553 CHINA COM			346800	5079		
559 JAPAN	82100	5029	2038605	115593		
990 U STATES	2162	200	621134	75962		
PLATE GLASS NOT OVER 7 SQ FT	SQ FT	6024114	466344	51798723	4236034	7093
1 U KINGDOM	7232	4505	153761	59305		
44 BELG LUX	23830	11290	130712	52600		
54 FRANCE	5267	2250	146777	53703		
55 GERMANY W	3113	1281	14448	4878		

IMPORTS INTO CANADA FOR CONSUMPTION

147

Commodities and Countries from which Imported	MONTH OF NOVEMBER 1960		ELEVEN MONTHS ENDED NOVEMBER 1960		Class Number
	Quantities	Values (\$)	Quantities	Values (\$)	
73 NETHRLNDS			612	204	
990 U STATES	9316	4722	146388	67064	
PLATE GLASS 7 TO 25 SQ FT	48758	24048	592698	237754	7094
1 U KINGDDM	313086	128843	3573253	1386918	
44 BELG LUX	126495	54974	494896	232432	
54 FRANCE	33537	17115	346695	165606	
55 GERMANY W	17270	8273	96947	48769	
73 NETHRLNDS			33903	17273	
990 U STATES	252022	116260	1778858	834830	
PLATE GLASS N O P	742410	325465	6324552	2685828	7095
1 U KINGDOM	63249	33798	1581916	820422	
44 BELG LUX	178444	94754	1951013	1040259	
54 FRANCE	74299	38126	700743	330383	
55 GERMANY W	113340	60510	685546	360356	
73 NETHRLNDS			35427	18407	
82 SPAIN	3277	1591	3277	1591	
990 U STATES	510688	243109	10931687	5013151	
LAMINATED GLASS SHEETS	943297	471888	15889609	7584569	7097
1 U KINGDOM	35521	19023	285938	149680	
44 BELG LUX	4206	2454	20590	11640	
54 FRANCE	8361	4144	22259	11175	
55 GERMANY W	2127	1055	89002	46383	
246 CZECHO S	3002	1254	22481	9205	
990 U STATES	884	1693	13837	24968	
GLASS SHEETS WIRED	54101	29623	454107	253051	7099
1 U KINGDOM	89108	39516	457802	196876	
44 BELG LUX	25251	5409	197312	37345	
54 FRANCE	30286	4867	75918	12329	
55 GERMANY W	6771	4483	37366	14469	
73 NETHRLNDS	68826	51614	485046	318507	
246 CZECHO S			40026	3604	
990 U STATES	1254	1021	73341	53226	
GLASS CAST AND SHEET GLASS N O P	221496	106910	1366811	636356	7100
1 U KINGDOM	3627	635	171764	42069	
44 BELG LUX	1797	1256	75269	25629	
54 FRANCE			9572	2868	
55 GERMANY W			8106	1598	
246 CZECHO S			613	209	
990 U STATES	7970	4127	56767	37982	
ORNAMENTAL COLOURED GLASS	13394	6018	322091	110355	7111
1 U KINGDOM	10373	3323	173386	70442	
44 BELG LUX	11865	3123	90042	21640	
54 FRANCE	1686	1778	1852	1897	
55 GERMANY W	8876	1835	33434	10441	
73 NETHRLNDS			462	707	
559 JAPAN	3125	491	5125	641	
990 U STATES	8861	5221	81656	48364	
PAINTED OBSCURED WHITE GLASS	44786	15771	386157	154132	7112
1 U KINGDOM	126930	22574	1210693	213210	
44 BELG LUX	167043	21900	1250779	175430	
54 FRANCE	105478	10966	412093	49187	
55 GERMANY W	11624	5327	193088	52278	
246 CZECHO S			52000	2403	
559 JAPAN	18900	1946	178387	16768	
990 U STATES	67825	28988	772568	283770	
STAINED OR ORNAMENTAL WINDOWS	497870	91701	4069608	793046	7113
1 U KINGDOM		3749		40576	
54 FRANCE				109374	
55 GERMANY W				13821	
67 ITALY				372	
73 NETHRLNDS		1403		41531	
990 U STATES		3303		48825	
MIRRORS OF GLASS FRAMED OR NOT		8455		254499	7114
1 U KINGDOM		32419		159480	
43 AUSTRIA				605	
44 BELG LUX		43073		491270	
49 DENMARK		303		1160	
54 FRANCE				3470	
55 GERMANY W		17704		103561	
67 ITALY		313		4434	
73 NETHRLNDS				8520	
82 SPAIN				1189	
85 SWEDEN				977	
246 CZECHO S				1113	
516 HONG KONG				1990	
553 CHINA COM				568	
559 JAPAN		7373		61448	
990 U STATES		74995		828175	
INSULATING WINDOW UNITS		176180		1667960	7119
1 U KINGDOM	NO	861	2806	26268	
44 BELG LUX		1346	23498	539563	
55 GERMANY W		6	1768	22296	
990 U STATES		264	4934	96807	
GLASS BALLS FOR FIBRES OR YARN		2477	33006	684934	7120
55 GERMANY W		51321		420	

IMPORTS INTO CANADA FOR CONSUMPTION

Commodities and Countries from which Imported	MONTH OF NOVEMBER 1960		ELEVEN MONTHS ENDED NOVEMBER 1960		Class Number
	Quantities	Values (\$)	Quantities	Values (\$)	
990 U STATES		23417		461736	
GLASS TO BE CUT OR MOUNTED		23417		462156	7121
1 U KINGDOM				1433	
44 BELG LUX		20489		88213	
54 FRANCE		12307		14405	
55 GERMANY W		6380		53658	
85 SWEDEN				1640	
246 CZECHO S		238		10012	
262 HUNGARY				438	
277 POLAND		232		976	
990 U STATES		18191		211227	
		57837		382002	
GLASS BLANKS FOR REFLECTORS					7122
990 U STATES		27267		330665	
		27267		330665	
BEADS FOR MFR IMITATION PEARLS					7123
43 AUSTRIA		1142		11243	
55 GERMANY W		2245		7527	
559 JAPAN		2273		5034	
990 U STATES		844		10695	
		6504		34499	
ARTIFICIAL EYES CONTACT LENSES					7124
1 U KINGDOM		434		1926	
55 GERMANY W				191	
990 U STATES		3610		66341	
		4044		68458	
PHOTOGRAPHIC DRY PLATES					7125
1 U KINGDOM		1545		64406	
44 BELG LUX				2194	
67 ITALY				136	
990 U STATES		10488		117866	
		12033		184602	
SPECTACLES EYE GLASS LENSES					7126
1 U KINGDOM		2217		18571	
43 AUSTRIA		213		41805	
54 FRANCE		7737		107959	
55 GERMANY W		701		40468	
67 ITALY		19179		256097	
73 NETHRLNDS				54	
82 SPAIN				510	
86 SWITZRLND		151		151	
246 CZECHO S				3494	
516 HONG KONG		2184		6318	
559 JAPAN		14881		209304	
990 U STATES		46417		583380	
		93680		1268111	
MANUFACTURES OF GLASS N O P					7127
1 U KINGDOM		5909		78516	
43 AUSTRIA		343		6307	
44 BELG LUX		2895		37566	
49 DENMARK		1213		9033	
53 FINLAND		58		991	
54 FRANCE		10358		87174	
55 GERMANY W		8146		106946	
67 ITALY		49665		312003	
73 NETHRLNDS		2930		15782	
78 PORTUGAL				263	
82 SPAIN				1178	
85 SWEDEN		10970		56875	
86 SWITZRLND		384		2583	
246 CZECHO S		18204		91992	
258 GERMANY E		788		7036	
262 HUNGARY		1860		5743	
277 POLAND		400		916	
516 HONG KONG				10590	
559 JAPAN		10551		84890	
874 MEXICO				330	
990 U STATES		251331		2496221	
		376005		3412935	
GLASS WOOL OR FIBRE GLASS	LB				7128
1 U KINGDOM	3334	1333	7560	3555	
55 GERMANY W			11975	3600	
85 SWEDEN			5091	3937	
990 U STATES	263667	113107	2245497	1115414	
	267001	114440	2270123	1126506	
GLASS BLOCKS					7129
1 U KINGDOM		273		4304	
54 FRANCE				768	
246 CZECHO S				10572	
874 MEXICO				8582	
990 U STATES		49145		442202	
		49418		466428	
PLUMBAGO NOT GROUND OR MFRD					7131
1 U KINGDOM				4653	
76 NORWAY				8233	
415 KENYA				219	
513 CEYLON				3047	
516 HONG KONG				1413	
874 MEXICO		4184		43164	
990 U STATES		390		11879	
		4574		72608	
CRUCIBLES PLUMBAGO AND COVERS					7132
1 U KINGDOM		13894		95029	
990 U STATES		10715		116468	
		24609		211497	

IMPORTS INTO CANADA FOR CONSUMPTION

Commodities and Countries from which Imported	MONTH OF NOVEMBER 1960		ELEVEN MONTHS ENDED NOVEMBER 1960		Class Number
	Quantities	Values (\$)	Quantities	Values (\$)	
PLUMBAGO GROUND AND MFRS NOP					7133
1 U KINGDOM		7303		73558	
55 GERMANY W		8400		50006	
73 NETHRLNOS				146	
559 JAPAN				9672	
874 MEXICO				975	
990 U STATES		61840		701988	
		77543		836345	
MICA UNMANUFACTURED	CWT				7138
1 U KINGDOM	202	823	432	1775	
519 INDIA	10	2888	924	31271	
752 BRAZIL	1	333	52	2141	
990 U STATES	1632	7351	16930	109149	
	1845	11395	18338	144336	
MICA MANUFACTURES OF					7139
1 U KINGDOM		1770		10938	
874 MEXICO				961	
990 U STATES		15168		290386	
		16938		302285	
ASPHALTUM OR ASPHALT	CWT				7141
1 U KINGDOM	914	1649	1394	3507	
55 GERMANY W			66	438	
785 VENEZUELA	67929	39077	192946	111189	
990 U STATES	23810	51785	213826	466984	
	92653	92511	408232	582118	
ASPHALTUM OIL FOR PAVING	GAL				7143
990 U STATES	130711	15272	1291371	135427	
	130711	15272	1291371	135427	
OIL FOR CONCENTRATION OF ORES	GAL				7151
990 U STATES	31634	41621	229508	334940	
	31634	41621	229508	334940	
CRUDE PETROLEUM	BBL				7153
319 KUWAIT	1495950	2367756	12798519	20661280	
329 B M E NES	386428	739266	3613235	7138989	
347 IRAN	1097650	1968272	13416782	26472614	
369 SAUD ARAB	2189945	5478317	14800144	36211043	
785 VENEZUELA	5760429	13728374	67243308	161652877	
828 TRINIDAO	500398	1136503	2678227	6243228	
990 U STATES	28128	71234	234963	584899	
	11458928	25489722	114785178	258964930	
PETROLEUM TOPS FOR REFINERS	GAL				7154
FUEL OIL EXWARE SHIPS STORES	GAL				7156
876 NETH ANT	44724	3867	345291	24468	
990 U STATES			113747	11298	
	44724	3867	459038	35766	
AVIATION GASOLINE	GAL				7161
876 NETH ANT	1150551	206767	4604739	763992	
990 U STATES	2113903	370676	42484789	7269761	
	3264454	577443	47089528	8033753	
KEROSENE N O P	GAL				7162
1 U KINGDOM	4395512	380305	7351346	605552	
54 FRANCE			1469903	111944	
785 VENEZUELA			2372203	240821	
876 NETH ANT	4822149	455305	7984143	723914	
990 U STATES	57032	8656	4246323	609128	
	9274693	844266	23423918	2291359	
ENGINE DISTILLATE 8017 OR OVER	GAL				7163
990 U STATES			19620	3220	
			19620	3220	
GASOLINE UNOER 8236 SP G N O P	GAL				7164
785 VENEZUELA	1863863	241534	1863863	241534	
876 NETH ANT	803971	100419	10066739	1246412	
990 U STATES	1095057	183543	14107020	2315706	
	3762891	525496	26037622	3803652	
CASINGHEAD GASOLINE BLENDING	GAL				7165
LUB OILS UNDER 25C PER GAL	GAL				7166
990 U STATES	4583332	1034868	20141424	4421174	
	4583332	1034868	20141424	4421174	
PETRO LUB OILS 25C GAL OR OVER	GAL				7167
1 U KINGDOM	1006	2374	95767	73982	
44 BELG LUX			79	420	
54 FRANCE			2088	1748	
55 GERMANY W			1330	1736	
73 NETHRLNDS	4830	3538	39330	28244	
85 SWEDEN			552	447	
86 SWITZRLNO	60	83	325	537	
990 U STATES	2823792	1025610	18798132	7596860	
	2829688	1031605	18937603	7703974	
OILS MINERAL N O P	GAL				7168
1 U KINGDOM			11115	3910	
990 U STATES	70621	69495	694116	990603	
	70621	69495	705231	994513	
STOVE OIL NO 1 FUEL OIL	GAL				7171
785 VENEZUELA	2048340	185429	15033505	1371544	
876 NETH ANT	25263363	2314999	78366230	7404105	
990 U STATES	248627	36463	11101716	1654339	
	27560330	2536891	104501451	10429988	
LIGHT FUEL OILS NOS 2 AND 3	GAL				7172
785 VENEZUELA	8198143	732747	54830332	4873192	
828 TRINIDAD	5099669	396126	15733212	1216484	
876 NETH ANT	2048291	165737	117301166	9840295	
990 U STATES	3229001	360976	41727663	4409212	
	18575104	1655586	229592373	20339183	

IMPORTS INTO CANADA FOR CONSUMPTION

Commodities and Countries from which Imported	MONTH OF NOVEMBER 1960		ELEVEN MONTHS ENDED NOVEMBER 1960		Class Number
	Quantities	Values (\$)	Quantities	Values (\$)	
HEAVY FUEL OILS NOS 4 5 AND 6	GAL				7173
1 U KINGDOM			19480	1558	
44 BELG LUX			34553	2764	
73 NETHRLNDS			1390836	73674	
319 KUWAIT			4494186	138060	
785 VENEZUELA	26671763	1248798	110782860	5610446	
828 TRINIDAD	5007955	335301	18653701	1313618	
874 MEXICO			3723644	149254	
876 NETH ANT	17886648	825537	157916879	7422231	
883 PANAMA			59067	4678	
990 U STATES	6110951	452554	128802454	7248568	
	55677317	2862190	425877660	21964851	
DIESEL FUEL	GAL				7174
785 VENEZUELA	10157670	843677	52005608	4277834	
876 NETH ANT	3387831	303442	22180772	1966267	
990 U STATES	657461	75544	15404810	1632560	
	14202962	1222663	89591190	7876661	
PETROL GREASE LUBRICATING NOP	LB				7181
1 U KINGDOM	112	57	74713	12949	
54 FRANCE			2000	353	
55 GERMANY W	467	64	1467	1549	
990 U STATES	1172777	147609	15116723	2009300	
	1173356	147730	15194903	2024151	
PETROL JELLIES TOILET MEDICINE					7182
1 U KINGDOM		127		726	
55 GERMANY W				58	
990 U STATES		62181		741595	
		62308		742379	
PARAFFINE WAX	LB				7183
1 U KINGDOM			4480	835	
55 GERMANY W	196	153	998	425	
85 SWEDEN	282	123	896	489	
519 INDIA	280000	11528	700000	28985	
559 JAPAN			162329	8571	
990 U STATES	3177898	196925	37075761	2342750	
	3458376	208729	37944464	2382055	
CANDLES PARAFFINE WAX	LB				7184
1 U KINGDOM			200	54	
43 AUSTRIA			920	230	
49 DENMARK	872	1030	15638	6925	
54 FRANCE			689	461	
55 GERMANY W	3291	1641	7910	4644	
76 NORWAY			3458	1602	
82 SPAIN	200	108	550	396	
85 SWEDEN	482	188	1627	560	
86 SWITZRLND	1251	442	2530	1340	
355 ISRAEL	6614	1428	11023	2398	
516 HONG KONG	841	243	1573	445	
559 JAPAN	18661	4191	249251	62385	
990 U STATES	66523	23416	276262	91052	
	98735	32687	571631	172492	
PRODUCTS OF PETROLEUM N O P	GAL				7185
1 U KINGDOM	83	270	199	565	
990 U STATES	4252652	732367	30697898	5199714	
	4252735	732637	30698097	5199719	
LIQUEFIED PETROLEUM GASES	GAL				7186
54 FRANCE	44	740	575	2395	
990 U STATES	959257	94315	4734642	956532	
	959301	95055	4735217	958927	
NAPHTHA INCL SOLVENT NAPHTHA	GAL				7187
1 U KINGDOM			447	1153	
55 GERMANY W	312	465	1482	1935	
990 U STATES	996170	170918	11220938	2017418	
	996482	171383	11222867	2020506	
ARTIFICIAL ABRASIVE GRAINS					7191
1 U KINGDOM				5392	
54 FRANCE				6006	
55 GERMANY W				2276	
86 SWITZRLND		5830		11501	
990 U STATES		167141		1883667	
		172971		1908842	
DIAMONDS BLACK BORT FOR BORERS	CARAT				7192
1 U KINGDOM	8097	52628	162707	813303	
44 BELG LUX			2987	23115	
54 FRANCE			20000	114800	
73 NETHRLNDS			702	3690	
86 SWITZRLND			600	1722	
427 UN SO AFR	12702	55210	116798	505375	
716 B GUIANA			160	1380	
752 BRAZIL	86	2480	204	6445	
774 PERU	85	1300	1146	5850	
990 U STATES	30320	136975	497266	2513394	
	51290	248593	802570	3989074	
DIATOMACEOUS EARTH	CWT				7193
990 U STATES	44026	93291	536228	1155071	
	44026	93291	536228	1155071	
EMERY IN BULK					7194
73 NETHRLNDS				7142	
990 U STATES		15918		185497	
		15918		192639	
GRINDING WHEELS BONDED					7195
1 U KINGDOM		8183		73707	
43 AUSTRIA				354	
44 BELG LUX		77		11610	
49 DENMARK		71		167	
54 FRANCE				335	

IMPORTS INTO CANADA FOR CONSUMPTION

Commodities and Countries from which Imported	MONTH OF NOVEMBER 1960		ELEVEN MONTHS ENDED NOVEMBER 1960		Class Number	
	Quantities	Values (\$)	Quantities	Values (\$)		
55 GERMANY W		4 246		6 1959		
67 ITALY				10 172		
76 NORWAY		1 032		17 681		
78 PORTUGAL				1 001		
85 SWEDEN		1 305		12 426		
86 SWITZRLND		64		400		
990 U STATES		1 447 25		1 608 772		
GRINDING STONES BLOCKS BONDED		1 597 03		1 798 584		
1 U KINGDOM		239		4 633	7 196	
44 BELG LUX				329		
49 DENMARK				253		
55 GERMANY W				9 312		
67 ITALY				276		
85 SWEDEN				1 702		
559 JAPAN		670		2572		
990 U STATES		2 557 9		3 451 93		
GRINDSTONES N O P		2 648 8		3 642 70		
1 U KINGDOM	NO		352	1 899	7 199	
990 U STATES			177	1 454 2		
PUMICE PUMICE STONE LAVA TUFFA			529	1 644 1		
55 GERMANY W		62		62	7 200	
67 ITALY		6 706		8 564		
990 U STATES		1 614 9		1 793 23		
COATED ABRASIVE PAPER CLOTH		2 291 7		1 879 49		
1 U KINGDOM		5 601		3 535 1	7 202	
49 DENMARK		370		341 3		
55 GERMANY W		3 052		6 209 8		
67 ITALY				820		
76 NORWAY		10 533		5 473 4		
85 SWEDEN				318		
86 SWITZRLND				259		
277 POLAND				218		
553 CHINA COM				170		
990 U STATES		9 197 0		8 740 03		
MFRS OF ABRASIVES N O P		11 152 6		10 313 84		
1 U KINGDOM		2 654		3 133 1	7 203	
44 BELG LUX		1 595		1 933 0		
55 GERMANY W		2 800		1 663 4		
67 ITALY				1 845		
73 NETHRLNDS				815		
990 U STATES		29 457		47 274 5		
BUILDING STONE N O P		36 506		54 270 0		
1 U KINGDOM	CWT	1956	21 270	3 992	2 473 2	7 210
15 GIBRALTAR				381	1 651	
67 ITALY				432	1 403	
990 U STATES		50 676	60 932	5 451 52	6 572 26	
GRANITE ROUGH		52 632	82 202	5 429 57	6 850 12	
49 DENMARK					849	7 215
53 FINLAND		1 475		2 224 0		
76 NORWAY		6 666		10 684		
85 SWEDEN		9 211		11 412 9		
752 BRAZIL				2 449		
990 U STATES		14 282		14 078 2		
GRANITE SAWN		31 634		29 113 3		
53 FINLAND		246		5 457	7 216	
55 GERMANY W		4 925		7 288		
85 SWEDEN		953		14 778		
427 UN SO AFR				833		
990 U STATES		3 945		6 707 2		
GRANITE MANUFACTURES		10 069		9 542 8		
44 BELG LUX				2 461 5	7 218	
53 FINLAND		7 682		8 938 2		
54 FRANCE				1 260		
55 GERMANY W				29 652		
67 ITALY		10 054		11 199		
73 NETHRLNDS				391		
76 NORWAY				504		
78 PORTUGAL		1 632		2 250		
85 SWEDEN		2 394		6 029 7		
559 JAPAN		192		821		
990 U STATES		3 999		7 822 8		
GYPSUM		25 953		29 859 9		
1 U KINGDOM	TON				7 221	
874 MEXICO		2 200	6 399	58 300	866	
990 U STATES		70	1 262	1 674	16 400 9	
LIME		2 270	7 661	59 998	2 922 9	
1 U KINGDOM	CWT			7 650	40 53	7 223
990 U STATES		51 240	33 868	61 420 1	39 037 6	
PLASTER OF PARIS WALL PLASTER		51 240	33 868	62 185 1	39 442 9	
1 U KINGDOM	CWT			7 046	61 64	7 224
54 FRANCE				150	1 553	
55 GERMANY W				55	1 29	
67 ITALY		44	137	142	430	
990 U STATES		1 738 1	28 594	22 963 8	3 671 66	
		1 742 5	28 731	23 703 1	3 754 42	

IMPORTS INTO CANADA FOR CONSUMPTION

Commodities and Countries from which Imported		MONTH OF NOVEMBER 1960		ELEVEN MONTHS ENDED NOVEMBER 1960		Class Number		
		Quantities	Values (\$)	Quantities	Values (\$)			
CEMENT PORTLAND	1 U KINGDOM	CWT	40600	60868	158208	222377	7225	
	44 BELG LUX				6440	9344		
	49 DENMARK		3968	6327	27426	43749		
	54 FRANCE		1750	2198	24012	31029		
	55 GERMANY W		21882	38052	70698	125649		
	990 U STATES		7237	14285	105829	204900		
			75437	121730	392613	637048		
CEMENT MANUFACTURES N O P	1 U KINGDOM					4823	7226	
	54 FRANCE					21045		
	55 GERMANY W			106		676		
	67 ITALY					3167		
	85 SWEDEN					139		
	86 SWITZRLND					1743		
990 U STATES			36089		332975			
				36195		364568		
WHITE PORTLAND CEMENT CLINKER	49 DENMARK	CWT	29120	25616	262080	230415	7227	
	990 U STATES				93510	101626		
			29120	25616	355590	332041		
MARBLE ROUGH	54 FRANCE					6960	7231	
	67 ITALY					31367		
	78 PORTUGAL					6116		
	990 U STATES					15264		
						60407		
MARBLE SAWN	44 BELG LUX			1956		37164	7232	
	59 GREECE			383		383		
	67 ITALY			60953		322758		
	78 PORTUGAL			566		4319		
	277 POLAND			1820		1820		
	355 ISRAEL			377		377		
	990 U STATES			38040		314712		
				104095		681533		
MARBLE FOR TOMBSTONES	990 U STATES			1270		32790	7233	
				1270		32790		
MARBLE MANUFACTURES N O P	1 U KINGDOM			125		125	7234	
	44 BELG LUX					5107		
	54 FRANCE					719		
	55 GERMANY W					14539		
	67 ITALY			12748		129566		
	78 PORTUGAL					663		
	516 HONG KONG					551		
	559 JAPAN			249		2596		
	874 MEXICO			475		2865		
	990 U STATES			3445		27409		
			17042		184140			
MARBLE ORNAMENTAL FOR CHURCHES	43 AUSTRIA					8484	7235	
	44 BELG LUX					1710		
	67 ITALY			13403		162210		
				13403		172404		
ROOFING SLATE	1 U KINGDOM	SQ			242	5201	7241	
	990 U STATES		42	1146	949	24840		
			42	1146	1191	30041		
SLATE MANUFACTURES N O P	1 U KINGDOM					1358	7243	
	55 GERMANY W			115		1188		
	67 ITALY			951		3161		
	78 PORTUGAL			1003		7269		
	990 U STATES			3576		55417		
				5645		68393		
CURLING STONES AND HANDLES	1 U KINGDOM	PAIR	466	15890	2661	101501	7254	
	990 U STATES				8	382		
			466	15890	2669	101883		
FELDSPAR	990 U STATES	CWT	20	50	24543	25198	7256	
			20	50	24543	25198		
FLINT AND GROUND FLINT STONE	49 DENMARK	CWT			2204	4668	7257	
	54 FRANCE				1003	1540		
	990 U STATES		3904	1495	21375	15067		
			3904	1495	24582	21275		
FLUDRSPAR	1 U KINGDOM	CWT			4543	8998	7258	
	427 UN SO AFR				136518	175093		
	874 MEXICO		330548	393503	996140	1201841		
	990 U STATES		300	1359	16587	41450		
			330848	394862	1153788	1427382		
MAG OX AND CARB FOR INSULATION	1 U KINGDOM	CWT			603	3915	7261	
	990 U STATES		675	2891	17581	84036		
			675	2891	18184	87951		
PHOSPHATE ROCK	44 BELG LUX	CWT	11727	29858	46260	117647	7263	
	559 JAPAN		4410	14404	22050	69966		
	876 NETH ANT		5625	12557	32505	73037		
	990 U STATES		2212296	1055736	18250566	7737000		
				2234058	1112555	18351381		7997650

IMPORTS INTO CANADA FOR CONSUMPTION

Commodities and Countries from which Imported	MONTH OF NOVEMBER 1960		ELEVEN MONTHS ENDED NOVEMBER 1960		Class Number
	Quantities	Values (\$)	Quantities	Values (\$)	
SILICA SAND					7264
44 BELG LUX	CWT		10388	3116	
76 NORWAY	2465	1983	4285	3589	
614 AUSTRALIA			673	862	
990 U STATES	1126451	196384	13428083	2215563	
	1128916	198367	13443429	2223130	
SAND AND GRAVEL N O P					7265
990 U STATES	TON		871086	431283	
	12686	16742	871086	431283	
SILEX OR CRYSTALLIZED QUARTZ					7266
67 ITALY	CWT		60	603	
752 BRAZIL	2	1770	29	13136	
990 U STATES	11277	10883	201717	137701	
	11279	12653	201806	151440	
TALC OR SOAPSTONE					7268
67 ITALY	CWT		25576	57215	
990 U STATES	4186	9426	323545	664298	
	28074	70328	349121	721513	
	32260	79754			
WHITING GILDERS PARIS WHITE					7269
1 U KINGDOM	CWT		47234	40816	
54 FRANCE	15805	15156	36307	15205	
990 U STATES	13600	4320	80163	177767	
	6305	16456	163704	233788	
	35710	35932			
STONE AND MANUFACTURES N O P					7270
1 U KINGDOM				3799	
55 GERMANY W				1525	
67 ITALY		1251		13707	
73 NETHRLNDS				381	
516 HONG KONG		387		2007	
553 CHINA COM				2485	
559 JAPAN				582	
990 U STATES		5288		113862	
		6926		138355	
ROOFING GRANULES					7271
990 U STATES	CWT		1237739	1158403	
	79458	70806	1237739	1158403	
	79458	70806			
STONE CRUSHED					7272
990 U STATES	TON		908958	1267580	
	117377	157878	908958	1267580	
	117377	157878			
QUARTZ PIEZO ELECTRIC					7273
1 U KINGDOM	LB		3	83	
752 BRAZIL	655	2248	1576	11609	
990 U STATES	230	11052	1998	95160	
	885	13300	3577	106852	
MAGNESIA DEAD BURNED SINTERED					7274
1 U KINGDOM	CWT		4199	17323	
288 YUGO SLAV	80	515	110619	299446	
990 U STATES	44000	121155	341788	1310826	
	3892	22520	456606	1627665	
	47972	144190			
MAGNESIA CAUSTIC CALCINED					7275
1 U KINGDOM	CWT		40	251	
519 INDIA			246	1966	
990 U STATES	6765	25099	51330	177235	
	6765	25099	51616	179452	
ELECTRIC OR BLAST FURNACE SLAG					7280
990 U STATES	CWT		579207	89781	
	122428	24081	579207	89781	
	122428	24081			
BARYTES					7281
1 U KINGDOM	CWT		896	1241	
55 GERMANY W	600	1021	6190	8619	
990 U STATES	1950	5639	31385	76481	
	2550	6660	38471	86341	
CARBONS 3 TO 35 INCHES CIRCUM					7282
1 U KINGDOM		108789		253503	
54 FRANCE		924		15456	
55 GERMANY W				12358	
559 JAPAN				19060	
990 U STATES		23296		542748	
		133009		850125	
CARBONS OVER 35 INCHES CIRCUM					7283
1 U KINGDOM		82965		376642	
54 FRANCE				86501	
55 GERMANY W				4928	
67 ITALY				415	
559 JAPAN		18821		192216	
990 U STATES		13502		139754	
		115288		800456	
ELECTRIC LIGHT CARBONS N O P					7284
1 U KINGDOM	LB		1845	4058	
54 FRANCE	249	754	19104	28062	
55 GERMANY W	6301	9318	13768	17447	
559 JAPAN	292	432	8126	10525	
990 U STATES	3233	3875	666694	188541	
	167732	37137	709537	248633	
	177807	51516			
CRAYONS					7285
1 U KINGDDM		2124		16452	
43 AUSTRIA				1198	
54 FRANCE		94		11620	
55 GERMANY W		4434		50171	
67 ITALY				189	
73 NETHRLNDS				1130	
246 CZECHO S				4053	
355 ISRAEL		2083		2083	
559 JAPAN		2472		30260	
990 U STATES		49217		403844	
		60424		521000	

IMPORTS INTO CANADA FOR CONSUMPTION

Commodities and Countries from which Imported	MONTH OF NOVEMBER 1960		ELEVEN MONTHS ENDED NOVEMBER 1960		Class Number
	Quantities	Values (\$)	Quantities	Values (\$)	
DRILLING MUD 990 U STATES	CWT				7305
	18086	21601	292029	456480	
	18086	21601	292029	456480	

IMPORTS INTO CANADA FOR CONSUMPTION

Commodities and Countries from which Imported	MONTH OF NOVEMBER 1960		ELEVEN MONTHS ENDED NOVEMBER 1960		Class Number	
	Quantities	Values (\$)	Quantities	Values (\$)		
<u>GROUP B</u>						
CHEMICALS AND ALLIED PRODUCTS						
ACIO BORACIC 25 LBS OR OVER 990 U STATES	LB	526512	27236	3684308	210679	8001
		526512	27236	3684308	210679	
ACIO HYDROFLUOSILICIC 990 U STATES	LB	4802	600	173746	12562	8002
		4802	600	173746	12562	
ACID MURIATIC 990 U STATES	LB	36908	947	1547196	22433	8003
		36908	947	1547196	22433	
ACETYSALICYLIC ACID 1 U KINGDOM 54 FRANCE 990 U STATES	LB	33862	19670	630948	349108	8004
				19500	7226	
		41800	20740	198544	96763	
		75662	40410	848992	453097	
ACID NITRIC 990 U STATES	LB	10110	1627	234271	19014	8005
		10110	1627	234271	19014	
ACID PHOSPHORIC 990 U STATES	LB	11710	1091	75837	7494	8006
		11710	1091	75837	7494	
ACID SULPHURIC 1 U KINGDOM 990 U STATES	LB			168	56	8008
		1604185	11686	17420819	132298	
		1604185	11686	17420987	132354	
ACIO LACTIC 1 U KINGDOM 54 FRANCE 55 GERMANY W 73 NETHRLNDS 990 U STATES	LB	145880	42606	374196	107929	8009
		2240	694	2240	694	
				8126	1921	
		22002	4576	120081	27713	
		6140	1009	40939	9614	
		176262	48885	545582	147871	
ACID NICOTINIC 1 U KINGDOM 49 DENMARK 54 FRANCE 86 SWITZRLND 990 U STATES	LB	246	282	5351	7094	8010
		2200	2842	17918	21851	
		2202	2643	12111	12585	
				1013	1638	
		5840	8747	33694	53804	
		10488	14514	70087	96972	
SALICYLIC ACID 1 U KINGDOM 54 FRANCE 990 U STATES	LB	2000	698	5360	1997	8011
				1120	325	
		900	369	12550	5151	
		2900	1067	19030	7473	
ACIO ACETIC AND PYROLIGNEOUS 990 U STATES	GAL	90	301	889	2743	8012
		90	301	889	2743	
ACIO CRESYLIC 1 U KINGDOM 990 U STATES	LB			106273	9929	8015
		41840	4690	466457	63263	
		41840	4690	572730	73192	
XANTHATES FOR ORES 55 GERMANY W 990 U STATES	LB	39500	8078	564699	116425	8016
		546000	158173	4423366	1207912	
		585500	166251	4988065	1324337	
ACID OXALIC 54 FRANCE 55 GERMANY W 73 NETHRLNDS 990 U STATES	LB	99204	13107	166995	21378	8017
		22046	2721	254840	31637	
		154412	18495	424297	50737	
		82600	14792	276929	47222	
		358262	49115	1123061	150974	
ACID TANNIC 1 U KINGDOM 44 BELG LUX 54 FRANCE 86 SWITZRLND 990 U STATES	LB	2002	1972	6514	5990	8020
		10000	10591	11900	13576	
				5511	8380	
				4408	2423	
		300	441	9680	14330	
		12302	13004	38013	44699	
TARTARIC ACID CRYSTAL OR POWO 1 U KINGDOM 54 FRANCE 55 GERMANY W 67 ITALY 990 U STATES	LB	159000	58598	755911	275161	8021
		4730	1397	11330	3347	
		29920	9325	61003	19083	
		12600	3915	40678	12717	
				9505	3021	
		206250	73235	878427	313329	
ACIDS N O P 1 U KINGDOM 49 DENMARK 54 FRANCE 55 GERMANY W 67 ITALY 73 NETHRLNDS 85 SWEODEN 86 SWITZRLND 279 ROUMANIA 559 JAPAN 758 COLOMBIA 874 MEXICO 990 U STATES	LB	99149	37324	742539	213692	8022
		16612	4433	199235	51109	
		110	575	153027	38023	
		380922	82763	2561366	513043	
				52	1046	
		52552	13138	235937	59058	
		1067	1281	5031	7700	
		10610	8100	10643	8217	
				416	100	
				116	3436	
		30738	3297	295625	30057	
		10	323	39	1631	
		542940	134597	5985112	1412137	
		1134710	285831	10189138	2339249	

IMPORTS INTO CANADA FOR CONSUMPTION

Commodities and Countries from which Imported	MONTH OF NOVEMBER 1960		ELEVEN MONTHS ENDED NOVEMBER 1960		Class Number
	Quantities	Values (\$)	Quantities	Values (\$)	
ACID ARSENIC					
54 FRANCE	LB		32804	1011	8023
990 U STATES			374661	12336	
			407465	13347	
ASCORBIC ACID					
49 DENMARK				11315	8024
55 GERMANY W		28356		83346	
73 NETHRLNDS				2981	
86 SWITZRLND		2876		22269	
559 JAPAN				5896	
990 U STATES		76890		369411	
		108122		495218	
ACID FORMIC					
55 GERMANY W	LB	9949	755729	76462	8025
73 NETHRLNDS		69397	230193	20842	
990 U STATES		30864	38813	6672	
		197174	1024735	103976	
ACID CHROMIC					
1 U KINGDOM	LB	24000	226400	62071	8026
55 GERMANY W		6614	29763	8284	
990 U STATES		54527	801237	216141	
		85141	1057400	286496	
ACID CARBOLIC OR PHENOL					
990 U STATES	LB	485960	4542338	707595	8027
		485960	4542338	707595	
AMYL ALCOHOL					
990 U STATES	GAL	497	30916	48261	8032
		497	30916	48261	
BUTYL ALCDHOL					
990 U STATES	LB	65140	1075108	148540	8034
		65140	1075108	148540	
METHYL ETHYL KETONE ETC					
55 GERMANY W	LB	2000	2000	516	8035
990 U STATES		110996	2106654	255307	
		112996	2108654	255823	
ETHYL AND METHYL ALCOHOL					
990 U STATES	GAL	4559	49124	30300	8036
		4559	49124	30300	
ISOPROPYL ALCOHOL					
990 U STATES	GAL	343	14586	9372	8038
		343	14586	9372	
CELLULOSE ACETATE PHOTO FILM					
990 U STATES				989282	8046
				989282	
CAFFEINE AND SALTS					
1 U KINGDOM	LB	2240	3472	7103	8052
49 DENMARK			1100	1797	
54 FRANCE			1144	1048	
55 GERMANY W			81572	129710	
86 SWITZRLND		8800	39600	73048	
990 U STATES			3058	4832	
		11040	20824	217538	
COCAINE					
1 U KINGDOM	OZ	510	1175	13838	8053
		510	1175	13838	
CODEINE AND SALTS					
1 U KINGDOM	OZ	27216	124222	606934	8054
55 GERMANY W			5748	26963	
519 INDIA		2400	2400	17255	
		29616	132370	651152	
OPIUM AND DERIVATIVES N O P					
1 U KINGDOM	OZ	690	6689	22553	8056
54 FRANCE			132	1121	
55 GERMANY W		71	195	1123	
73 NETHRLNDS		550	1121	5182	
990 U STATES		63	794	5218	
		1374	8931	35197	
QUININE SALTS					
1 U KINGDOM	OZ	3000	7000	1998	8059
55 GERMANY W		200	3700	1097	
73 NETHRLNDS		5000	16500	3580	
990 U STATES		2300	30210	8819	
		10500	57410	15494	
PREPARATIONS WEED KILLING					
1 U KINGDDM				270406	8069
49 DENMARK		2148		117503	
55 GERMANY W		41818		29098	
86 SWITZRLND		13595		41114	
990 U STATES				4029054	
		22613		4487175	
NICOTINE AND SALT FOR SPRAYING					
1 U KINGDOM	LB		40955	33880	8070
990 U STATES			624	699	
			41579	34579	
CHLOROPICRIN INSECTICIDES					
559 JAPAN				3299	8071
990 U STATES				73177	
		7388		76476	
SPRAYS IN PKGS NOT OVER 3 LBS					
1 U KINGDDM				107260	8072
73 NETHRLNDS		4303		4477	
559 JAPAN		2065		159	
990 U STATES				419141	
		20017		531037	
		26385			
DISINFECTANTS DIPS SPRAYS NOP					
1 U KINGDDM				344449	8073
		26476			

IMPORTS INTO CANADA FOR CONSUMPTION

Commodities and Countries from which Imported	MONTH OF NOVEMBER 1960		ELEVEN MONTHS ENDED NOVEMBER 1960		Class Number
	Quantities	Values (\$)	Quantities	Values (\$)	
44 BELG LUX				2785	
49 DENMARK		6127		6127	
54 FRANCE		15296		82641	
55 GERMANY W		84782		282682	
73 NETHRLNDS				2730	
76 NORWAY				826	
85 SWEDEN				23172	
86 SWITZRLND		1165		77726	
559 JAPAN				6094	
774 PERU		5704		11481	
990 U STATES		596566		9077375	
		736116		9918088	
MEDICINAL PREPARATIONS DRY					8074
1 U KINGDOM		166764		979801	
43 AUSTRIA				132	
44 BELG LUX				6259	
49 DENMARK		4164		31446	
54 FRANCE		21390		203362	
55 GERMANY W		18197		271823	
64 IRELAND				2347	
67 ITALY		1407		28139	
73 NETHRLNDS		1506		22253	
76 NORWAY				112	
85 SWEDEN				10118	
86 SWITZRLND		233934		1266453	
246 CZECHO S				99	
355 ISRAEL				383	
516 HONG KONG		4768		42173	
559 JAPAN		392		3699	
622 NEW ZEAL				340	
990 U STATES		374407		4375436	
		826929		7244375	
MEDICINAL PREPARATIONS LIQUID					8075
1 U KINGDOM		4879		45851	
49 DENMARK		3344		5445	
54 FRANCE		6863		74338	
55 GERMANY W		310		10364	
64 IRELAND				64	
67 ITALY				1138	
73 NETHRLNDS		1108		1789	
86 SWITZRLND		2966		20501	
516 HONG KONG		1012		8838	
553 CHINA COM				718	
614 AUSTRALIA		775		1005	
744 ARGENTINA		941		2493	
990 U STATES		117419		1584716	
		139617		1757260	
MEDICINAL PREPARATIONS OTHER					8076
1 U KINGDOM				1889	
54 FRANCE				17031	
55 GERMANY W				3078	
86 SWITZRLND				451	
246 CZECHO S				183	
516 HONG KONG		124		2988	
559 JAPAN				953	
990 U STATES		5471		129933	
		5595		156506	
MENTHOL NATURAL OR SYNTHETIC					8078
1 U KINGDOM		12500		62229	
55 GERMANY W		12679		61357	
73 NETHRLNDS				6607	
82 SPAIN				1125	
578 TAIWAN				13802	
614 AUSTRALIA				9780	
752 BRAZIL				46589	
990 U STATES		637		41026	
		25816		242515	
PAPAIN					8079
1 U KINGDOM				1042	
449 BEL CONGO		4061		4061	
454 FR EQ AFR				4063	
513 CEYLON				1100	
990 U STATES		3413		57455	
		7474		67721	
SPIRITS AND STRONG WATERS NOP					8081
1 U KINGDOM	GAL		166	1925	
44 BELG LUX			4	2137	
55 GERMANY W	7	146	68	1064	
67 ITALY			22	162	
516 HONG KONG	873	3455	6529	26806	
553 CHINA COM			75	1130	
559 JAPAN			218	1092	
990 U STATES					
		11089	121466	13248	159707
		11969	125067	20330	194023
EXTRACT OF CASCARA SAGRADA					8082
990 U STATES		3803		32404	
		3803		32404	
PENICILLIN AND PRODUCTS					8083
1 U KINGDOM		6322		46789	
43 AUSTRIA				7879	
49 DENMARK		3280		79195	
73 NETHRLNDS				6099	
990 U STATES		115424		977054	
		125026		1117016	
STREPTOMYCIN AND PRODUCTS					8084
1 U KINGDOM		12268		46550	

IMPORTS INTO CANADA FOR CONSUMPTION

Commodities and Countries from which Imported	MONTH OF NOVEMBER 1960		ELEVEN MONTHS ENDED NOVEMBER 1960		Class Number
	Quantities	Values (\$)	Quantities	Values (\$)	
49 DENMARK		2617		17450	
73 NETHRLNDS				864	
990 U STATES		20872		168330	
SULPHA DRUGS		35757		233194	8085
1 U KINGDOM		30077		95361	
49 DENMARK		12222		68124	
55 GERMANY W		1908		2102	
67 ITALY				1913	
73 NETHRLNDS		1135		20692	
86 SWITZRLND		6558		47284	
990 U STATES		32561		185657	
ANTIBIOTICS N O P		84461		421133	8086
1 U KINGDOM		8350		204405	
49 DENMARK		500		42592	
54 FRANCE		3309		17638	
55 GERMANY W		12660		77136	
67 ITALY		745		59275	
73 NETHRLNDS				1066	
86 SWITZRLND				833	
990 U STATES		240198		2499370	
		265762		2902315	
ANILINE DYES 1 LB OR OVER	LB				8091
1 U KINGDOM	108728	121819	946099	1065671	
44 BELG LUX	2200	1912	15812	10926	
54 FRANCE	18083	18498	204626	205758	
55 GERMANY W	36839	49518	771206	973824	
67 ITALY	18000	11122	110491	65911	
73 NETHRLNDS	5286	4255	68211	56770	
85 SWEDEN			900	382	
86 SWITZRLND	58793	113034	703193	1330684	
427 UN SO AFR			100	187	
559 JAPAN			250	500	
815 BERMUDA			676	341	
990 U STATES	330521	394515	3585888	4325110	
	578450	714673	6407452	8036064	
ANILINE AND COAL TAR DYES NOP	LB				8092
990 U STATES	2	1598	29	13777	
	2	1598	29	13777	
ANILINE OIL SALTS ALIZARIN	LB				8094
1 U KINGDOM			52774	20340	
55 GERMANY W	10080	1347	10080	1347	
86 SWITZRLND	110	247	385	866	
990 U STATES	4500	882	12811	2812	
	14690	2476	76050	25365	
COAL TAR BASE OR SALT FOR DYES	LB				8095
1 U KINGDOM	49585	21681	144822	69397	
44 BELG LUX			5557	3204	
54 FRANCE			6728	2399	
55 GERMANY W	62615	33184	372332	189774	
67 ITALY			5550	3479	
73 NETHRLNDS			19411	7514	
86 SWITZRLND			6000	4257	
990 U STATES	41443	38577	509098	407528	
	153643	93442	1069498	687552	
CHEM COMP FOR DYEING TANNING NOP	CWT				8104
1 U KINGDOM	3039	67253	6513	152631	
43 AUSTRIA			72	1073	
44 BELG LUX	110	1789	506	7799	
49 DENMARK	3	1365	8	3150	
54 FRANCE	331	6751	581	9918	
55 GERMANY W	2418	37184	10233	175726	
76 NORWAY			330	1471	
86 SWITZRLND	20	1633	1121	31188	
990 U STATES	7605	119901	52665	693087	
	13526	235876	72029	1076043	
BASIC CHROMIC SULPHATE	CWT				8105
1 U KINGDOM	400	5280	805	10120	
49 DENMARK			220	2041	
55 GERMANY W			898	7942	
990 U STATES	3704	38062	27274	278758	
	4104	43342	29197	298861	
INDIGO INDIGO PASTE OR EXTRACT	CWT				8106
990 U STATES	5	619	23	2822	
	5	619	23	2822	
LOGWOOD AND FUSTIC EXTRACT	CWT				8109
55 GERMANY W			22	755	
990 U STATES	69	2930	375	15306	
	69	2930	397	16061	
QUEBRACHO EXTRACT	CWT				8111
1 U KINGDOM			448	5080	
744 ARGENTINA	4683	28290	32402	233465	
769 PARAGUAY			8156	66832	
990 U STATES	650	7375	9870	104588	
	5333	35665	50876	409965	
TERRA JAPONICA GAMBIE CUTCH	CWT				8113
1 U KINGDOM			715	7467	
524 MALAYA			135	1279	
529 B E I NES			924	6618	
990 U STATES			37	500	
			1811	15864	
TURMERIC	CWT				8114
519 INDIA	293	6290	1559	24987	
867 HAITI			193	3044	
990 U STATES			24	660	
	293	6290	1776	28691	

IMPORTS INTO CANADA FOR CONSUMPTION

Commodities and Countries from which Imported	MONTH OF NOVEMBER 1960		ELEVEN MONTHS ENDED NOVEMBER 1960		Class Number	
	Quantities	Values (\$)	Quantities	Values (\$)		
NON EDIBLE SEEDS BEANS NUTS	CWT				8115	
1 U KINGDOM			75	1907		
990 U STATES	8	387	1085	5230		
CHESTNUT EXTRACT	CWT				8116	
54 FRANCE	661	5731	4319	37464		
67 ITALY	1051	8444	5946	52162		
990 U STATES	24	165	1677	15381		
SPRUCE EXTRACT	CWT	1736	14340	11942	105007	8117
990 U STATES			170	667		
MYROBALAN EXTRACT	CWT				667	8118
1 U KINGDOM	336	2480	683	5265		
WATTLE EXTRACT	CWT	336	2480	683	5265	8119
1 U KINGDOM					953	
415 KENYA	501	4227	993	8061		
425 TANGANYKA	403	2680	2136	14968		
427 UN SO AFR	222	1497	8272	50009		
990 U STATES	51	495	1451	11466		
EXTRACTS N O P DYEING TANNING	CWT	1177	8899	13805	92623	8121
1 U KINGDOM					148	
43 AUSTRIA			44	199		
55 GERMANY W	2	1405	366	11978		
73 NETHRLNDS			44	194		
246 CZECHOS			110	566		
990 U STATES	449	15599	7526	170843		
BINITROTOLUOL FOR EXPLOSIVES	LB	451	17004	8238	186874	8131
1 U KINGDOM					62384	
990 U STATES	52000	19578	4803109	398210		
NITRATE COMPOUNDS NOP FOR EXPL	LB	52000	19578	4865493	405236	8132
1 U KINGDOM					67680	
990 U STATES	35280	2654	533450	60859		
BLASTING AND MINING POWOER	LB	59280	6410	601130	66631	8133
990 U STATES					82000	
DYNAMITE AND NITRO GLYCERINE	LB				9740	8134
990 U STATES					82000	
FIREWORKS FIRECRACKERS	LB				10850	8135
1 U KINGDOM					4392	
55 GERMANY W		1353			48350	
73 NETHRLNDS		101			8446	
516 HONG KONG		16726			898	
559 JAPAN					96398	
990 U STATES		2646			5710	
FUSE NON METALLIC		20826			18837	8136
990 U STATES					178639	
GUN RIFLE SPORTING POWDER	LB				348	8137
1 U KINGDDM					6310	
990 U STATES	19500	6274	34320	12577		
EXPLOSIVES N O P	LB	9362	11718	346806	359051	8138
1 U KINGDOM					4216	
990 U STATES	28862	17992	381126	371628		
NITROGEN SOLUTION	CWT	267605	47077	3399877	788256	8149
990 U STATES	267605	47077	3404093	792056		
NITROGEN FERTILIZER N O P	CWT	81748	255166	354976	990608	8150
990 U STATES	81748	255166	354976	990608		
AMMONIUM SULPHATE	CWT	1000	12740	12024	144420	8151
1 U KINGDOM					4718	
44 BELG LUX	1842	5357	93880	119959		
55 GERMANY W	2313	5957	7732	18832		
990 U STATES	6632	12871	62035	114928		
BASIC SLAG	CWT	10787	24185	168365	267471	8152
44 BELG LUX					11200	
POTASH MURIATE OF	CWT	11200	14700	11200	14700	8155
54 FRANCE					95063	
55 GERMANY W		123938	289557	363397		
82 SPAIN			521201	663319		
287 U S S R			119049	137113		
990 U STATES			111626	174597		
POTASH SULPHATE OF	CWT	109359	117290	1714819	1830048	8156
54 FRANCE					204422	
55 GERMANY W		241228	2756252	3168474		
990 U STATES					111178	
SODA NITRATE OR CUBIC NITRE	CWT	86000	157030	93210	169150	8157
1 U KINGDOM					3664	
755 CHILE		6744	249748	428943		
990 U STATES	89664	163774	454136	782313		
					45	
					178	
					20000	
					49572	
					746719	
					4000	
					10561	
					360405	
					796469	

IMPORTS INTO CANADA FOR CONSUMPTION

Commodities and Countries from which Imported	MONTH OF NOVEMBER 1960		ELEVEN MONTHS ENDED NOVEMBER 1960		Class Number
	Quantities	Values (\$)	Quantities	Values (\$)	
TRIPLE SUPERPHOSPHATE 990 U STATES	CWT 458811	1091872	1645108	3881892	8161
SUPERPHOSPHATE N O P 73 NETHRLNDS 990 U STATES	CWT 401643 401643	373217 373217	46140 2173606 2219746	32924 1956824 1989748	8162
PHOSPHATE FERTILIZER N O P 487 TUNISIA 990 U STATES	CWT 2856 2856	17640 17640	87499 34201 121700	32356 187403 219759	8163
SULPHATE OF POTASH MAGNESIA 55 GERMANY W 990 U STATES	CWT 13070 13070	9156 9156	4000 94126 98126	4473 63379 67852	8164
FERTILIZER MIXED 1 U KINGDOM 44 BELG LUX 990 U STATES	CWT 55 4493 4548	871 18158 19029	265 350 80320 80935	10741 1490 452176 464407	8166
FERTILIZER MATERIALS N O P 1 U KINGDOM 44 BELG LUX 85 SWEDEN 559 JAPAN 990 U STATES	CWT 160 9940 10100	17313 25155 42468	798 10022 1082 24711 144085 180698	41345 42525 51919 87026 457335 680150	8167
LITHARGE 1 U KINGDOM 990 U STATES	CWT 1375 281 1656	18976 3767 22743	4834 7140 11974	69407 107728 177135	8171
LEAD RED DRY ORANGE MINERAL 1 U KINGDOM 990 U STATES	LB 165000 165000	26967 26967	667770 18215 685985	92668 3548 96216	8172
LEAD WHITE 1 U KINGDOM 990 U STATES	LB 41680 41680	5068 5068	4480 401680 406160	646 47222 47868	8173
ANTIMONY OXIDE 1 U KINGDOM 44 BELG LUX 990 U STATES	LB 44000 24051 68051	9221 4469 13690	253375 44000 139051 436426	56216 9221 30925 96362	8179
LAMP BLACK 55 GERMANY W 990 U STATES	LB 6262 6262	1262 1262	11237 114583 125820	1425 23971 25396	8180
TITANIUM OXIDE 1 U KINGDOM 44 BELG LUX 67 ITALY 246 CZECHO S 559 JAPAN 990 U STATES	LB 3426756 100000 58153 2586588 6171497	718054 18613 9785 302893 1049345	17991734 340000 497998 212103 44092 31481508 50567435	3768692 62987 104091 35972 6584 3202018 7180344	8181
CARBON BLACK 990 U STATES	LB 1847016 1847016	135245 135245	26254319 26254319	1959118 1959118	8182
BONE BLACK AND IVORY BLACK 990 U STATES	LB 1750 1750	362 362	98865 98865	17187 17187	8183
BLANC FIXE AND SATIN WHITE 1 U KINGDOM 44 BELG LUX 55 GERMANY W 73 NETHRLNDS 990 U STATES	LB 25660 62046 139112 22000 139780 388598	3619 2630 4811 798 5154 17012	223490 62046 477623 49500 1299666 2112325	20338 2630 17118 1795 57324 99205	8184
BRONZE POWDER 1 U KINGDOM 55 GERMANY W 990 U STATES	LB 3800 727 4527	2563 970 3533	112 22785 18669 41566	81 16704 19302 36087	8185
LITHOPONE 1 U KINGDOM 44 BELG LUX 55 GERMANY W 73 NETHRLNDS 990 U STATES	LB 104480 22046 63246 97108 286880	7277 1067 3161 5243 16748	780240 22046 63246 663400 1713326	54600 1067 3161 41140 115598	8186
OXIDE OF COBALT 1 U KINGDOM 990 U STATES	LB 5874 5874	6465 6465	17227 3000 20227	19384 5245 24629	8187
OXIDE OF COPPER 1 U KINGDOM 990 U STATES	LB 7822 650 8472	3618 206 3824	142018 8960 150978	56123 8786 64909	8188
OXIDES FILLERS COLOURS DRY NOP 1 U KINGDOM 43 AUSTRIA 44 BELG LUX 49 DENMARK 54 FRANCE 55 GERMANY W	LB 240630 43437 132912	56649 38906 15300	1498372 1531 18849 122672 7194 977366	428712 1488 3767 93657 2885 112260	8189

IMPORTS INTO CANADA FOR CONSUMPTION

Commodities and Countries from which Imported		MONTH OF NOVEMBER 1960		ELEVEN MONTHS ENDED NOVEMBER 1960		Class Number
		Quantities	Values (\$)	Quantities	Values (\$)	
73	NETHRLNDS	5560	1326	44405	23588	
82	SPAIN	22046	400	308551	7147	
86	SWITZRLND	275	575	2915	6309	
990	U STATES	474649	239101	6265441	3099786	
		919509	352257	9247296	3779599	
PARIS GREEN DRY		LB				8190
990	U STATES	1000	293	6000	1974	
		1000	293	6000	1974	
ULTRAMARINE BLUE DRY OR PULP		LB				8192
1	U KINGDOM	73828	14574	250844	47935	
990	U STATES	10376	3385	130448	32275	
		84204	17959	381292	80210	
ZINC WHITE OXIDE		LB				8193
1	U KINGDOM	62700	7352	152455	17423	
73	NETHRLNDS	40000	3818	74000	7523	
990	U STATES	70750	10081	1199632	164883	
		173450	21251	1426087	189829	
OXIDE OF TIN		LB				8194
1	U KINGDOM	6000	5433	29965	27903	
990	U STATES			6774	9639	
		6000	5433	36739	37542	
OCHRES SIENNAS AND UMBERS		LB				8201
1	U KINGDOM	5272	218	59602	2342	
85	SWEDEN			26400	664	
990	U STATES	15100	1608	1026553	55864	
		20372	1826	1112555	58870	
PUTTY		LB				8202
1	U KINGDOM	2400	220	10186	2303	
44	BELG LUX			3000	121	
990	U STATES	36130	7658	569097	128019	
		38530	7878	582283	130443	
ARTISTS AND CHILDRENS COLOURS						8211
1	U KINGDOM		46082		391340	
44	BELG LUX		137		437	
54	FRANCE		121		2525	
55	GERMANY W		2495		21708	
73	NETHRLNDS		2345		13166	
85	SWEDEN				170	
559	JAPAN		1067		7963	
990	U STATES		77287		576168	
			129534		1013477	
LIQUID FILLERS AND PAINTS NOP		GAL				8213
1	U KINGDOM	1661	6973	13701	54159	
43	AUSTRIA			382	851	
49	DENMARK	884	905	2063	2647	
54	FRANCE			13	94	
55	GERMANY W	47	150	2663	13711	
73	NETHRLNDS	34	111	163	628	
76	NORWAY	253	1163	4291	5969	
85	SWEDEN	17	302	131	743	
86	SWITZRLND			90	161	
559	JAPAN			86	4511	
990	U STATES	53315	257507	671142	2953186	
		56211	267111	694725	3036660	
SPIRIT VARNISHES AND LACQUERS		GAL				8214
1	U KINGDOM	378	2928	1445	13128	
55	GERMANY W	71	419	6931	44034	
73	NETHRLNDS			45	173	
85	SWEDEN	15	117	15	117	
86	SWITZRLND			135	1587	
990	U STATES	9637	53588	111881	633260	
		10101	57052	120452	692299	
STAINS AND OXIDES		LB				8215
1	U KINGDDM	24348	5922	172283	52074	
55	GERMANY W			27	2390	
990	U STATES	15557	30287	276876	317274	
		39905	36209	449186	371738	
VARNISHES LACQUERS JAPANS NOP		GAL				8216
1	U KINGDOM	214	2279	4983	29497	
49	DENMARK			122	384	
54	FRANCE			37	164	
55	GERMANY W	44	270	1199	4767	
73	NETHRLNDS			560	2106	
85	SWEDEN			440	1696	
86	SWITZRLND	44	374	163	1285	
990	U STATES	21257	89351	272371	995239	
		21559	92274	279875	1035138	
ALCOHOLIC PERFUMES UNDER 4 OZ						8221
1	U KINGDOM		4514		29922	
54	FRANCE		39756		269466	
55	GERMANY W		1423		58997	
67	ITALY		1425		9403	
73	NETHRLNDS		1764		12643	
82	SPAIN		242		1791	
85	SWEDEN				189	
86	SWITZRLND				402	
287	U S S R				5969	
990	U STATES		20984		198669	
			70108		587451	
ALCOHOLIC PERFUMES OVER 4 OZ		GAL				8222
1	U KINGDOM	7	206	117	12323	
54	FRANCE	93	3487	916	37592	
55	GERMANY W	4	50	672	9993	
67	ITALY			10	333	
516	HONG KONG			38	500	
990	U STATES	56	940	726	11984	
		160	4683	2479	72725	

IMPORTS INTO CANADA FOR CONSUMPTION

Commodities and Countries from which Imported	MONTH OF NOVEMBER 1960		ELEVEN MONTHS ENDED NOVEMBER 1960		Class Number
	Quantities	Values (\$)	Quantities	Values (\$)	
PERFUMERY TOILET PREPARATIONS					8224
1 U KINGDOM		16808		146180	
43 AUSTRIA				69	
44 BELG LUX				318	
49 DENMARK				1758	
54 FRANCE		11948		123947	
55 GERMANY W		26778		133266	
67 ITALY		4857		31666	
73 NETHRLNDS		368		2066	
85 SWEDEN				66	
86 SWITZRLND		1798		5055	
355 ISRAEL				258	
559 JAPAN		618		845	
848 CUBA				287	
990 U STATES		134341		1388259	
		197516		1834040	
COMMON DR LAUNDRY SOAP	LB				8232
1 U KINGDOM			2316	198	
73 NETHRLNDS	1200	123	3001	306	
990 U STATES	72100	11347	545405	85727	
	73300	11470	550722	86231	
LIQUID SOAP	LB				8234
1 U KINGDOM	1172	255	9246	1576	
73 NETHRLNDS			231	94	
990 U STATES	147884	34214	1700679	368152	
	149056	34469	1710156	369822	
SOAP POWDERS AND FLAKES	LB				8235
1 U KINGDOM	36023	2831	40172	3243	
55 GERMANY W			1463	215	
73 NETHRLNDS	496	169	1528	685	
990 U STATES	627901	104380	6165263	900551	
	664420	107380	6208426	904694	
TOILET SOAP					8236
1 U KINGDOM		18414		119123	
43 AUSTRIA				107	
44 BELG LUX				1864	
49 DENMARK		130		904	
54 FRANCE		585		8815	
55 GERMANY W		2482		18312	
67 ITALY				1158	
73 NETHRLNDS		2213		10271	
82 SPAIN		313		2976	
85 SWEDEN				183	
86 SWITZRLND				212	
262 HUNGARY				665	
355 ISRAEL		702		702	
990 U STATES		5717		315193	
		30556		480485	
SOAP N O P					8238
1 U KINGDOM		2027		14617	
54 FRANCE		475		1638	
55 GERMANY W				1362	
990 U STATES		13170		160162	
		15672		177779	
ALUM IN BULK NOT CALCINED	CWT				8251
1 U KINGDOM	4415	13931	10177	32326	
55 GERMANY W	792	1967	2199	5821	
258 GERMANY E			540	1127	
990 U STATES	1218	4661	6128	24612	
	6425	20559	19044	63886	
CHLORIDE OF ALUMINUM	CWT				8252
990 U STATES	20	378	24273	348465	
	20	378	24273	348465	
SULPHATE OF IRON COPPERAS	CWT				8253
1 U KINGDOM			1456	1727	
55 GERMANY W			4850	2813	
559 JAPAN			4400	2732	
990 U STATES	158	958	18699	30069	
	158	958	29405	37341	
SULPHATE OF ALUMINA ALUM CAKE	CWT				8254
1 U KINGDOM	36155	58998	93721	154263	
54 FRANCE	496	840	992	1680	
55 GERMANY W	1091	1777	2792	4569	
990 U STATES	4785	9454	75426	152725	
	42527	71069	172931	313237	
AMMONIA NITRATE	LB				8261
1 U KINGDOM			1155	135	
990 U STATES			49682	3874	
			50837	4009	
SAL AMMONIAC	LB				8262
1 U KINGDOM	19650	1639	60330	3891	
55 GERMANY W	22000	1071	121436	5859	
990 U STATES			15917	2588	
	41650	2710	197683	12338	
SAL AMMONIAC SKIMMINGS	LB				8263
1 U KINGDOM			221824	14975	
44 BELG LUX	30000	4943	118405	11501	
55 GERMANY W			65939	4562	
990 U STATES	46200	676	266500	25853	
	76200	5619	672668	56891	
AMMONIA COMPOUNDS N O P	LB				8264
1 U KINGDOM	80629	9266	351352	60943	
55 GERMANY W	79957	5954	273896	18878	
73 NETHRLNDS	1000	135	28703	6817	
990 U STATES	367642	72587	5440662	511353	
	529228	87942	6094613	597991	

IMPORTS INTO CANADA FOR CONSUMPTION

Commodities and Countries from which Imported	MONTH OF NOVEMBER 1960		ELEVEN MONTHS ENDED NOVEMBER 1960		Class Number
	Quantities	Values (\$)	Quantities	Values (\$)	
AMMONIA ANHYDROUS	LB				8265
990 U STATES	207150	7403	6383589	244444	
	207150	7403	6383589	244444	
ANTIMONY SALTS TARTAR EMETIC	LB				8271
990 U STATES	3500	1968	32069	15586	
	3500	1968	32069	15586	
COPPER SULPHATE	LB				8275
1 U KINGDOM	215220	20041	1348408	141258	
54 FRANCE			4425	1191	
55 GERMANY W			44092	4118	
990 U STATES	38635	4645	688954	122268	
	253855	24686	2085879	268835	
TIN BICHLORIDE TIN CRYSTALS	LB				8277
1 U KINGDOM	2000	1349	5510	3580	
990 U STATES	150	273	5080	5320	
	2150	1622	10590	8900	
ZINC CHLORIDE	LB				8278
1 U KINGDOM	30080	2912	126104	11676	
55 GERMANY W			10975	1157	
990 U STATES	22890	2053	124142	12048	
	52970	4965	261221	24881	
ZINC SULPHATE	LB				8279
1 U KINGDOM	133200	4677	769728	27829	
44 BELG LUX	70000	3024	642259	24334	
55 GERMANY W			55998	3344	
990 U STATES	30244	1306	158034	12952	
	233444	9007	1626019	68459	
BISMUTH SALTS	LB				8291
1 U KINGDOM			5944	13900	
990 U STATES			1916	6897	
			7860	20797	
LEAD ACETATE NOT GROUND	LB				8292
1 U KINGDOM	2400	356	47840	7077	
55 GERMANY W			4409	606	
990 U STATES			2200	567	
	2400	356	54449	8250	
LEAD ARSENATE	LB				8293
54 FRANCE			8800	1295	
990 U STATES			56688	12487	
			65488	13782	
LEAD NITRATE NOT GROUND	LB				8294
1 U KINGDOM	4480	514	119008	13362	
990 U STATES	4800	1012	41500	8843	
	9280	1526	160508	22205	
BROMINE	LB				8301
990 U STATES	11136	3492	68875	25199	
	11136	3492	68875	25199	
CHLORINE LIQUID CHLORINE GAS	LB				8303
990 U STATES	5145400	144726	49409454	1384668	
	5145400	144726	49409454	1384668	
IODINE CRUDE	LB				8304
55 GERMANY W			220	241	
559 JAPAN			14216	11525	
755 CHILE	1293	1393	41056	37899	
990 U STATES	2000	1975	19946	18654	
	3293	3368	75438	68319	
IODIZED SALTS FOR ANIMALS					8305
1 U KINGDOM		773		1903	
990 U STATES				5079	
		773		6982	
CALCIUM ARSENATE	LB				8311
44 BELG LUX			66000	3193	
990 U STATES			2000	191	
			68000	3384	
CALCIUM CHLORIDE	CWT				8315
990 U STATES	32837	52470	420185	628776	
	32837	52470	420185	628776	
CHLORIDE OF LIME	CWT				8316
1 U KINGDOM	4100	16553	21783	87111	
559 JAPAN	270	5935	1031	16563	
990 U STATES	1207	15314	10383	225913	
	5577	37802	33197	329587	
CALCIUM MOLYBDATE	LB				8318
990 U STATES	22000	25525	234036	327446	
	22000	25525	234036	327446	
CALCIUM COMPS NOP EXC CITRATE	LB				8319
1 U KINGDOM	98648	15212	293765	44067	
44 BELG LUX			22050	3214	
49 DENMARK			187	1848	
54 FRANCE	80329	11443	221758	31887	
55 GERMANY W			182	2254	
67 ITALY	551	991	771	1391	
73 NETHRLNDS	30825	4657	218140	31922	
76 NORWAY	40000	1108	60000	1648	
86 SWITZRLND	2976	4547	14426	25400	
559 JAPAN			5000	950	
990 U STATES	837324	69889	43089391	858419	
	1090653	107847	43925670	1003000	
CREAM OF TARTAR IN CRYSTALS	LB				8322
1 U KINGDOM	83000	23298	207280	57989	
67 ITALY	2200	520	78934	20685	
82 SPAIN	2200	498	5500	1244	
990 U STATES			843	1284	
	87400	24316	292557	81202	
POTASH AND PEARL ASH	LB				8323
54 FRANCE			32700	2363	

IMPORTS INTO CANADA FOR CONSUMPTION

Commodities and Countries from which Imported	MONTH OF NOVEMBER 1960		ELEVEN MONTHS ENDED NOVEMBER 1960		Class Number
	Quantities	Values (\$)	Quantities	Values (\$)	
55 GERMANY W			28236	2387	
990 U STATES	121947	11341	757162	64358	
POTASH BICHROMATE	121947	11341	818098	69108	8326
	LB				
1 U KINGDOM	32000	5016	75000	12676	
55 GERMANY W			4409	668	
990 U STATES	9000	2348	160110	28593	
POTASH CAUSTIC	41000	7364	239519	41937	8327
	LB				
1 U KINGDOM			210	58	
54 FRANCE	83822	6817	510613	39757	
55 GERMANY W	186110	16875	783944	70319	
85 SWEDEN	5400	966	14400	2842	
990 U STATES	56106	3673	7219944	311186	
POTASH CHLORATE GROUND	331438	28331	8529111	424162	8329
	LB				
86 SWITZRLND			66092	7431	
990 U STATES	1000	192	13400	2671	
POTASH RED OR YELLOW PRUSSIAE	1000	192	79492	10102	8330
	LB				
1 U KINGDOM			1120	581	
55 GERMANY W	4527	1122	14559	3900	
990 U STATES	600	268	4649	2424	
POTASH NITRATE OR SALT PETRE	5127	1390	20328	6905	8331
	LB				
1 U KINGDOM			30000	1634	
55 GERMANY W	214606	17599	1334368	97655	
990 U STATES			84853	6905	
POTASH COMPOUNDS N O P	214606	17599	1449221	106194	8332
	LB				
1 U KINGDOM	132978	27540	453120	98569	
49 DENMARK			330	335	
54 FRANCE	18500	1794	34094	6232	
55 GERMANY W	132008	21990	165474	28617	
67 ITALY			220	213	
73 NETHRLNDS	95988	12599	287361	37443	
990 U STATES	1266487	100836	10232354	881340	
CLEANING COMPOUNDS SODIUM BASE	1645961	164759	11172953	1052749	8337
	LB				
1 U KINGDOM	350	237	64860	5382	
990 U STATES	1957646	298653	20569256	2986383	
SODA BENZOATE	1957996	298890	20634116	2991765	8338
	LB				
1 U KINGDOM			22400	7262	
73 NETHRLNDS			42648	11861	
990 U STATES	8000	630	74923	12362	
SODA BROMIDE	8000	630	139971	31485	8339
	LB				
1 U KINGDOM	22033	6766	51039	15397	
990 U STATES	2500	852	14614	5039	
SODA CITRATE	24533	7618	65653	20436	8340
	LB				
1 U KINGDOM	1102	517	1102	517	
990 U STATES			524	375	
BORAX	1102	517	1626	892	8342
	LB				
990 U STATES	1379308	44228	18407358	593147	
GLAUBER SALTS	1379308	44228	18407358	593147	8343
	LB				
1 U KINGDOM			6271	534	
55 GERMANY W	694208	8674	1741223	21409	
990 U STATES	40000	760	514946	15644	
SODA ARSENIATE BINARSENIAE	734208	9434	2262440	37587	8344
	LB				
1 U KINGDOM			67200	5378	
990 U STATES	5260	3326	59813	33647	
SODA ASH OR BARILLA	5260	3326	127013	39025	8345
	LB				
1 U KINGDOM	4794160	56338	31502096	406344	
990 U STATES	3785580	59768	47935362	751494	
SODA BICARBONATE	8579740	116106	79437458	1157838	8346
	LB				
1 U KINGDOM	641000	12742	4696420	95007	
990 U STATES	937100	23263	10353842	263788	
SODA BICHROMATE	1578100	36005	15050262	358795	8347
	LB				
1 U KINGDOM	314100	39241	1303044	164912	
55 GERMANY W	30992	3363	122092	13224	
559 JAPAN			11265	1193	
990 U STATES	473933	46806	5766322	621474	
SODA BISULPHATE OR NITRE CAKE	819025	89410	7202723	800803	8348
	LB				
990 U STATES	371530	7409	3916160	79549	
SODA BISULPHITE	371530	7409	3916160	79549	8349
	LB				
1 U KINGDOM	105800	5323	766700	37479	
55 GERMANY W	298166	11183	528132	19666	
990 U STATES	6000	418	625350	33270	
SODA CAUSTIC N O P	409966	16924	1920182	90415	8350
	LB				
1 U KINGDOM			87360	3983	
55 GERMANY W			38500	2030	
85 SWEDEN	7200	1303	41400	6362	
990 U STATES	232743	13564	4095553	221227	
	239943	14867	4262813	233602	

IMPORTS INTO CANADA FOR CONSUMPTION

Commodities and Countries from which Imported	MONTH OF NOVEMBER 1960		ELEVEN MONTHS ENDED NOVEMBER 1960		Class Number
	Quantities	Values (\$)	Quantities	Values (\$)	
SODA CAUSTIC IN SOLUTION 990 U STATES	LB 8459607	108119	135504676	1754192	8352
SODA CHLORATE	LB 8459607	108119	135504676	1754192	8353
SODIUM CYANIDE	LB 1166761	153647	5484074	724504	8354
1 U KINGDOM	54 FRANCE	30000	5174	97902	
55 GERMANY W	147800	19278	1101800	147839	
990 U STATES	20434	3522	219459	37992	
SODIUM GLUTAMATE	LB 1364995	181621	6903235	926607	8355
44 BELG LUX	54 FRANCE	27511	21960	13204	10028
67 ITALY	11022	9684	159694	122225	
73 NETHRLNDS	34000	26039	584766	471256	
553 CHINA COM			164000	125623	
559 JAPAN	1248	1225	11000	9852	
990 U STATES	16428	18545	257001	6113	279800
SODA HYPOSULPHITE	LB 90209	77453	1195400	1024897	8356
1 U KINGDOM	45500	1428	200570	7084	
990 U STATES	2350	169	181381	10514	
SODA NITRITE	LB 47850	1597	381951	17598	8357
1 U KINGDOM	73914	3007	581374	23229	
54 FRANCE			110000	3700	
55 GERMANY W	319077	13242	666168	24804	
990 U STATES	5600	668	112623	9945	
SODA PEROXIDE	LB 398591	16917	1470165	61678	8358
1 U KINGDOM	4500	669	369850	51294	
990 U STATES	27603	5404	123687	25719	
SODA PHOSPHATE M O P	LB 32103	6073	493537	77013	8359
1 U KINGDOM	2400	1465	12024	7835	
55 GERMANY W			19435	3151	
614 AUSTRALIA			134400	16647	
990 U STATES	719820	78069	6623003	790217	
SODA PRUSSATE	LB 722220	79534	6788862	817850	8360
1 U KINGDOM	45024	6194	45024	6194	
44 BELG LUX	180000	18993	335994	35292	
55 GERMANY W			111396	10718	
990 U STATES	4000	537	97200	13897	
SODA SAL	LB 229024	25724	589614	66101	8361
1 U KINGDOM			1027000	21488	
990 U STATES			11700	286	
SODA SILICATE	LB 1038700			21774	8362
1 U KINGDOM	167496	5249	1053778	33060	
54 FRANCE	59524	1956	297720	9753	
990 U STATES	630675	35541	7825654	372111	
SODA SULPHATE CRUDE SALT CAKE	LB 857695	42746	9177152	414924	8363
1 U KINGDOM			20838800	224247	
55 GERMANY W			33069	386	
990 U STATES	369580	5792	28135140	242206	
SODA SULPHIDE	LB 369580	5792	49007009	466839	8364
1 U KINGDOM	11200	460	168148	7661	
55 GERMANY W	148572	6717	181545	8103	
990 U STATES	205140	11390	1962853	106804	
SODA SULPHITE	LB 364912	18567	2312546	122568	8365
1 U KINGDOM			2748692	64878	
55 GERMANY W	11000	401	44099	1690	
990 U STATES	657525	14419	10731197	224226	
SODIUM COMPOUNDS N O P	LB 668525	14820	13523988	290794	8366
1 U KINGDOM	621519	99807	2573199	433075	
43 AUSTRIA	33069	2869	66138	5743	
44 BELG LUX			320	3200	
49 DENMARK	40000	1332	410771	15593	
54 FRANCE			18951	15390	
55 GERMANY W	190733	26849	1025523	210373	
67 ITALY			6700	3124	
73 NETHRLNDS	76313	12675	288315	37079	
82 SPAIN	88185	2356	220700	6346	
85 SWEDEN	116050	25507	172310	45014	
86 SWITZRLND			46057	12726	
559 JAPAN			23223	1546	
990 U STATES	1938247	170220	18858150	1853079	
SODA PHOSPHATE TRISODIUM	LB 3104116	341615	23710357	2642288	8368
54 FRANCE	119048	4073	378974	13007	
990 U STATES	179210	12944	2063588	137272	
SODA FLUORIDE	LB 298258	17017	2442562	150279	8369
1 U KINGDOM	101318	11545	501784	55917	
55 GERMANY W	16500	1751	27500	2890	
559 JAPAN			13299	1448	
990 U STATES	6850	1379	41350	8997	
	124668	14675	583933	69252	

IMPORTS INTO CANADA FOR CONSUMPTION

Commodities and Countries from which Imported	MONTH OF NOVEMBER 1960		ELEVEN MONTHS ENDED NOVEMBER 1960		Class Number
	Quantities	Values (\$)	Quantities	Values (\$)	
SODA ANTIMONATE 990 U STATES	LB 10000	2194	130000	31790	8370
	10000	2194	130000	31790	
ACID PHOSPHATE NOT MEDICINAL 1 U KINGDOM 990 U STATES	LB 153046	14089	9998 1538155	1246 146026	8371
	153046	14089	1548153	147272	
HYDROGEN PEROXIDES IN SOLUTION 1 U KINGDOM 43 AUSTRIA 55 GERMANY W 990 U STATES	LB 14100 17195	3196 1997	17580 79108 67020	3921 9111 8062	8373
	3015	2164	185253	62196	
	34310	7357	348961	83290	
MAGNESIUM CARBONATE 1 U KINGDOM 990 U STATES	LB 125542	9528	462300	35756	8374
	31200	2808	301610	28599	
	156742	12336	763910	64355	
MAGNESIUM SALTS COMPOUNDS NOP 1 U KINGDOM 55 GERMANY W 990 U STATES	LB 60025	15057	258924	57954	8375
	11023	138	63870	1453	
	99679	18894	2119331	232483	
	170727	34089	2442125	291890	
MAGNESIUM SULPHATE EPSOM SALTS 1 U KINGDOM 55 GERMANY W 990 U STATES	LB 4480	260	64101	3370	8376
	640303	5820	2871668	26834	
	103000	2197	1266606	26362	
	747783	8277	4202375	56573	
MERCURY SALTS 1 U KINGDOM 990 U STATES		774 83		6316 449	8377
		857		6765	
PHOSPHORUS AND COMPOUNDS N O P 1 U KINGDOM 990 U STATES	LB 33133	4951	6500 625033	3364 83745	8378
	33133	4951	631533	87109	
RADIUM AND COMPOUNDS 1 U KINGDOM 990 U STATES		12188 4168		142530 152735	8379
		16356		295265	
MOLYBDENUM OXIDE 990 U STATES	LB 38800	27598	212682	189026	8380
	38800	27598	212682	189026	
ETHYL CHLORIDE 990 U STATES	LB 911589	68436	18260711	1315358	8388
	911589	68436	18260711	1315358	
ACETONE 990 U STATES		1575		23366	8389
		1575		23366	
AMYL ACETATE 1 U KINGDOM 990 U STATES		211		675 3956	8391
		211		4631	
BLACKING SHOE LEATHER DRESSING 1 U KINGDOM 55 GERMANY W 67 ITALY 73 NETHRLNDS 86 SWITZRLND 258 GERMANY E 990 U STATES		6236 540		107607 2599 100 78600 10223 429	8392
		90828		860307	
		103943		1059865	
BLUEING LAUNDRY 1 U KINGDOM 990 U STATES		7789 4760		35407 24588	8393
		12549		59995	
CAMPHOR NATURAL OR SYNTHETIC 1 U KINGDOM 55 GERMANY W 516 HONG KONG 559 JAPAN 990 U STATES	LB 5600	2444	5600	2444	8394
	20004	9151	85804	38418	
			100	51	
	1500	621	2600	1148	
	1765	1132	34272	20833	
	28869	13348	128376	62894	
CARBON BISULPHIDE N O P 990 U STATES	LB 209800	10664	2654252	136811	8395
	209800	10664	2654252	136811	
CARBON TETRACHLORIDE 44 BELG LUX 54 FRANCE 55 GERMANY W 67 ITALY 990 U STATES	LB 21826	1635	98547 66314	7171 4719	8396
			87588	7143	
			16500	1145	
	250	68	6727	1253	
	22076	1703	275676	21431	
CHLOROFORM 1 U KINGDOM 55 GERMANY W 990 U STATES	LB 135	206	2140 3395	945 499	8397
	302595	30109	356427	40841	
	302730	30315	361962	42285	
CYANIDE OF POTASSIUM 1 U KINGDOM 55 GERMANY W 990 U STATES	LB 3072	1232	59320	18197	8398
			29832	9491	
	3072	1232	45254	17396	
	3072	1232	134406	45084	
ETHYLENE GLYCOL FOR ANTIFREEZE 990 U STATES	LB 47620	5679	7486988	726062	8399
	47620	5679	7486988	726062	

IMPORTS INTO CANADA FOR CONSUMPTION

Commodities and Countries from which Imported	MONTH OF NOVEMBER 1960		ELEVEN MONTHS ENDED NOVEMBER 1960		Class Number
	Quantities	Values (\$)	Quantities	Values (\$)	
ETHYLENE GLYCOL N O P	LB				8400
886 P RICO			5133629	611612	
990 U STATES	8575	1914	57946	11295	
FORMALDEHYDE	LB		5191575	622907	8401
1 U KINGDOM			48384	2054	
990 U STATES	562231	23613	10156645	372873	
GLYCERINE CRUDE	LB		10205029	374927	8402
824 JAMAICA			91106	15425	
990 U STATES	286440	52961	6196232	1248870	
GLYCERINE FOR EXPLOSIVES	LB		6287338	1264295	8403
990 U STATES			722480	200280	
GLYCERINE N O P	LB		722480	200280	8404
990 U STATES	61912	17866	435323	123878	
INK PRINTING	LB		435323	123878	8405
1 U KINGDOM			612148	289779	
43 AUSTRIA	106202	49349	11665	4768	
44 BELG LUX	1653	884	3870	2105	
49 DENMARK	2059	1091	8033	7181	
55 GERMANY W	7379	5682	134627	98774	
73 NETHRLNDS			985	760	
559 JAPAN			16421	9596	
990 U STATES	127469	79608	1678963	958670	
INK ROTOGRAVURE	LB		2466712	1371633	8406
990 U STATES	164637	47198	1407463	392480	
INK WRITING	LB		1407463	392480	8407
1 U KINGDOM				3224	
44 BELG LUX				112	
55 GERMANY W		1380		11197	
67 ITALY		1136		20374	
516 HONG KONG				155	
559 JAPAN		303		4919	
990 U STATES		8624		116620	
NAPHTHALENE SOLID	LB			156601	8408
1 U KINGDOM			98448	5259	
44 BELG LUX			2417199	339826	
73 NETHRLNDS	242267	39024	660790	99664	
277 POLAND			60000	7766	
287 U S S R			1129128	152340	
990 U STATES	5348	445	7228	755	
CHEMICALS FOR SYNTHETIC RESINS	LB		4372793	605610	8410
54 FRANCE			90357	19166	
55 GERMANY W	44052	12143	286007	74407	
990 U STATES	165500	38350	4015830	1731109	
SULPHURIC ETHER	LB		4392194	1824682	8411
990 U STATES	70744	12593	533126	102849	
THEOBROMINE DIMETHYL SULPHATE	LB		533126	102849	8412
POLISH KNIFE OR OTHER N O P					8413
1 U KINGDOM		10223		33827	
55 GERMANY W		1314		10561	
73 NETHRLNDS		453		5686	
76 NORWAY		1144		4005	
86 SWITZRLND		182		3550	
614 AUSTRALIA				89	
990 U STATES		60588		650498	
VANILLIN	LB			708216	8414
1 U KINGDOM	1000	3603	3600	12993	
55 GERMANY W			776	2972	
990 U STATES			104	831	
ALL OTHER DRUGS CHEMICALS N O P			4480	16796	8415
1 U KINGDOM		870222		5127434	
43 AUSTRIA				9333	
44 BELG LUX		1750		42711	
49 DENMARK		13028		145453	
54 FRANCE		95315		627053	
55 GERMANY W		357464		1633844	
67 ITALY		95036		391314	
73 NETHRLNDS		87800		383605	
76 NORWAY		890		3609	
82 SPAIN				5865	
85 SWEDEN		15158		136681	
86 SWITZRLND		199907		1088261	
246 CZECHO S		120		2347	
355 ISRAEL				1075	
427 UN SO AFR				2745	
473 MOROCCO		12547		32953	
516 HONG KONG		1971		32234	
519 INDIA		1350		1526	
553 CHINA COM				3273	
559 JAPAN		4305		234439	
564 KOREA				3528	
614 AUSTRALIA				7413	
622 NEW ZEAL				11937	

IMPORTS INTO CANADA FOR CONSUMPTION

Commodities and Countries from which Imported	MONTH OF NOVEMBER 1960		ELEVEN MONTHS ENDED NOVEMBER 1960		Class Number
	Quantities	Values (\$)	Quantities	Values (\$)	
752 BRAZIL				11516	
774 PERU				20155	
815 BERMUDA		2992		20791	
874 MEXICO				29695	
883 PANAMA		9388		48619	
990 U STATES		5426698		61380345	
		7195941		71439754	
PTHALIC ANHYDRIDE	LB				8416
1 U KINGDOM	98800	16363	211000	34684	
44 BELG LUX	22050	6229	88200	23769	
54 FRANCE	220500	53083	1366448	267740	
55 GERMANY W	211583	39189	1702868	277360	
67 ITALY			693967	133309	
990 U STATES	187498	34966	2810706	524640	
	740431	149830	6873189	1261502	
LIGNOSULPHONATES	LB				8417
76 NORWAY	180180	7877	254430	11394	
990 U STATES	793919	21195	11631158	329143	
	974099	29072	11885588	340537	
MATERIALS NOP FOR PLASTICS					8422
1 U KINGDOM		16669		86156	
54 FRANCE		178		1664	
55 GERMANY W		22136		200157	
76 NORWAY				2393	
86 SWITZRLND		2725		4091	
427 UN SO AFR				3681	
559 JAPAN				36800	
990 U STATES		1468385		16478624	
		1510093		16813566	
CASINGS SYNTHETIC FOR MEATS	LB				8423
55 GERMANY W	539	4531	14752	25394	
990 U STATES	24260	35488	338181	501959	
	24799	40019	352933	527353	
TUNGSTEN CARBIDE IN TUBES					8425
990 U STATES		12745		137387	
		12745		137387	
BUTADIENE					8428
990 U STATES		196663		2595938	
		196663		2595938	
ETHYL BENZENE	GAL				8429
GASOLINE ANTI OXIDANTS	LB				8430
1 U KINGDOM	7218	9984	16432	20186	
990 U STATES	34614	29315	341916	271290	
	41832	39299	358348	291476	
SYNTHETIC RESIN GLUE	LB				8431
1 U KINGDOM	1000	277	17584	9518	
55 GERMANY W			22654	9173	
559 JAPAN			3240	976	
990 U STATES	173782	70270	2702821	864572	
	174782	70547	2746299	884239	
RIBOFLAVIN					8432
49 DENMARK				1949	
55 GERMANY W				6175	
86 SWITZRLND		4907		20047	
990 U STATES		36028		257820	
		40935		285991	
YEAST DEAD OR INACTIVE	LB				8433
990 U STATES	65280	11031	397120	128662	
	65280	11031	397120	128662	
CATALYSTS PETROLEUM REFINING					8434
1 U KINGDOM		7123		8194	
990 U STATES		197576		1829997	
		204699		1838191	
FATTY ALCOHOLS					8435
1 U KINGDOM				1687	
55 GERMANY W		47505		135419	
73 NETHRLNDS				614	
559 JAPAN				1251	
990 U STATES		118271		1309863	
		165776		1448834	
FLUORESCENT COATING OR POWDER	LB				8437
1 U KINGDOM			50	453	
990 U STATES	20637	69194	201538	726106	
	20637	69194	201588	726559	
CELLULOSE ESTERS NO ADMIXTURE					8500
990 U STATES		187876		1935431	
		187876		1935431	
CELLULOSE COMPDS MOULDING ETC					8530
1 U KINGDOM		4945		20344	
277 POLAND				683	
990 U STATES		96840		1335735	
		101785		1356762	
CELLULOSE PLASTICS FOAMD EXPND					8550
55 GERMANY W				1669	
990 U STATES		1463		26962	
		1463		28631	
CELLULOSE COMPOUNDS N O P					8570
990 U STATES		6459		43724	
		6459		43724	
CELLULOSE PLASTIC PRIM SHAPES					8600
1 U KINGDOM		7604		42595	
49 DENMARK				1471	
55 GERMANY W		1011		30097	
67 ITALY				1254	
86 SWITZRLND				823	

IMPORTS INTO CANADA FOR CONSUMPTION

Commodities and Countries from which Imported	MONTH OF NOVEMBER 1960		ELEVEN MONTHS ENDED NOVEMBER 1960		Class Number
	Quantities	Values (\$)	Quantities	Values (\$)	
990 U STATES		286978		2436511	
CELLUL PLAST SHAPES REINFORCED		295593		2512751	8630
1 U KINGDOM				2802	
55 GERMANY W		1268		5330	
85 SWEDEN				4001	
559 JAPAN				2478	
990 U STATES		20142		352595	
LAMINATD MOULDED CELL PLASTICS		21410		367206	8650
1 U KINGDOM				14303	
990 U STATES		7873		141296	
CELL NITRATE ENGRAVING SHEETS		15062		155599	8670
1 U KINGDOM				1234	
55 GERMANY W		194		14739	
73 NETHRLNDS		6503		65189	
86 SWITZRLND				483	
990 U STATES		4857		31688	
MFRS OF CELLULOSE PLASTICS NOP		11554		113333	8700
1 U KINGDOM				80105	
43 AUSTRIA		5113		189	
49 DENMARK				593	
53 FINLAND				144	
54 FRANCE		360		9043	
55 GERMANY W		2732		22031	
67 ITALY		1967		10088	
73 NETHRLNDS		52		3666	
82 SPAIN				1545	
85 SWEDEN				5544	
86 SWITZRLND				1910	
516 HONG KONG		1356		17916	
559 JAPAN		712		12680	
874 MEXICO				56	
990 U STATES		181343		1622915	
MFRS OF REGEN CELLULOSE NOP		193635		1788425	8720
1 U KINGDOM				173035	
43 AUSTRIA		20145		867	
44 BELG LUX				255	
54 FRANCE				4567	
55 GERMANY W				5728	
67 ITALY				1425	
73 NETHRLNDS		1685		8961	
82 SPAIN				1639	
85 SWEDEN				7895	
86 SWITZRLND		3416		29507	
516 HONG KONG				701	
559 JAPAN		456		1274	
990 U STATES		179444		1995193	
SYNTHETIC RESINS NO ADMIXTURE		205146		2231047	8750
1 U KINGDOM				342667	
54 FRANCE		61814		58424	
55 GERMANY W		23700		220589	
67 ITALY		50799		589617	
73 NETHRLNDS		150227		6810	
76 NORWAY		3614		17873	
86 SWITZRLND		143		5158	
559 JAPAN		96905		550981	
990 U STATES		2089491		18556472	
SYNTHETIC RESINS IN SOLUTIONS		2476693		20348591	8770
1 U KINGDOM				7047	
43 AUSTRIA				201	
55 GERMANY W		28770		145020	
86 SWITZRLND		19068		75582	
559 JAPAN				84672	
990 U STATES		483291		5477565	
SYNTH RESIN COMPS MOULDNG ETC		531129		5790087	8800
1 U KINGDOM				219738	
55 GERMANY W		23010		298453	
73 NETHRLNDS		500		7001	
86 SWITZRLND				1295	
559 JAPAN				5694	
990 U STATES		585712		6290434	
SYNTH RESINS FOAMED EXPANDED		609222		6822615	8830
1 U KINGDOM				74	
55 GERMANY W		74		107384	
990 U STATES		8106		817855	
SYNTH RESIN COMPOSITIONS NOP		82795		925313	8850
1 U KINGDOM				384	
55 GERMANY W				6801	
990 U STATES		197285		2536373	
SYNT OR PROT PLAST PRIM SHAPES		197285		2543558	8870
1 U KINGDOM				766129	
44 BELG LUX		66535		330	
49 DENMARK				8835	
54 FRANCE		56		2078	
55 GERMANY W		61624		582823	
67 ITALY				1524	

IMPORTS INTO CANADA FOR CONSUMPTION

Commodities and Countries from which Imported	MONTH OF NOVEMBER 1960		ELEVEN MONTHS ENDED NOVEMBER 1960		Class Number
	Quantities	Values (\$)	Quantities	Values (\$)	
73 NETHRLNDS				14115	
85 SWEDEN		6304		7929	
86 SWITZRLND		1526		2212	
559 JAPAN		10816		54822	
990 U STATES		777022		9445286	
		923960		10886083	
SYNTH RESIN SHAPES REINFORCED					8900
1 U KINGDOM		49046		132949	
44 BELG LUX		6981		19296	
54 FRANCE				73	
55 GERMANY W				10973	
85 SWEDEN				619	
559 JAPAN				10414	
990 U STATES		308429		3255500	
		364456		3429824	
LAMIN PLASTICS SYN RES BONDED					8930
1 U KINGDOM		16479		76113	
44 BELG LUX				1279	
55 GERMANY W				349	
990 U STATES		78645		1064482	
		95124		1142230	
MFRS OF SYNT RES OR PROT PLAST					8950
1 U KINGDOM		70920		789550	
43 AUSTRIA		357		9697	
44 BELG LUX		9002		102547	
49 DENMARK		2371		24995	
54 FRANCE		10092		188057	
55 GERMANY W		64007		461626	
64 IRELAND				2781	
67 ITALY		20836		226417	
73 NETHRLNDS		4971		65337	
76 NORWAY		149		15301	
82 SPAIN		1014		3354	
85 SWEDEN		1713		9339	
86 SWITZRLND		1034		12754	
246 CZECHOS		602		1817	
258 GERMANY E				729	
277 POLAND				645	
355 ISRAEL		6291		24863	
516 HONG KONG		59298		606539	
519 INDIA				1760	
559 JAPAN		59315		661120	
614 AUSTRALIA				343	
886 P RICO		6523		9540	
990 U STATES		2249508		22112406	
		2568003		25331517	

IMPORTS INTO CANADA FOR CONSUMPTION

Commodities and Countries from which Imported	MONTH OF NOVEMBER 1960		ELEVEN MONTHS ENDED NOVEMBER 1960		Class Number
	Quantities	Values (\$)	Quantities	Values (\$)	
<u>GROUP 9</u>					
<u>MISCELLANEOUS COMMODITIES</u>					
BAGATELLE OR OTHER GAME BOARDS					9001
1 U KINGDOM		11 102		84 112	
43 AUSTRIA		152		931	
54 FRANCE		736		4101	
55 GERMANY W		940		4188	
64 IRELAND				20842	
67 ITALY		965		3602	
85 SWEDEN		116		671	
277 POLAND				553	
516 HONG KONG		168		5925	
559 JAPAN		315		6413	
990 U STATES		112165		675071	
		126659		806409	
BALLS CUES CUE RACKS CUE TIPS					9002
1 U KINGDOM		10303		43751	
44 BELG LUX		719		2303	
54 FRANCE		105		5143	
55 GERMANY W				63	
67 ITALY				7776	
990 U STATES		5177		26514	
		16304		85550	
BALLS TENNIS	DOZ				9004
1 U KINGDOM	130	229	37852	87852	
85 SWEEDEN			100	295	
246 CZECHO S			842	1173	
990 U STATES			80	472	
	130	229	38874	89792	
BALLS ALL KINDS NOP FOR SPORTS					9005
1 U KINGDOM		7373		56450	
44 BELG LUX				3356	
49 DENMARK				249	
54 FRANCE				6201	
55 GERMANY W				8335	
67 ITALY		345		4595	
73 NETHRLNDS				6168	
85 SWEDEN		1259		2560	
262 HUNGARY				211	
516 HONG KONG		76		1020	
519 INDIA		167		1371	
527 PAKISTAN		1986		12236	
559 JAPAN		2460		40248	
614 AUSTRALIA		351		11447	
990 U STATES		28182		370213	
		42199		524660	
FILMS X RAY					9006
1 U KINGDOM		99264		1307459	
44 BELG LUX		11990		437082	
990 U STATES		186757		1831266	
		298011		3575807	
GUN COVERS GAME BAGS					9007
1 U KINGDOM				1759	
54 FRANCE				2050	
67 ITALY		211		272	
559 JAPAN				3279	
990 U STATES		2723		33870	
		2934		41230	
CRICKET BATS BALLS GLOVES					9008
1 U KINGDOM				13198	
614 AUSTRALIA				906	
				14104	
DOLLS					9009
1 U KINGDOM		5596		42168	
43 AUSTRIA				260	
54 FRANCE				2884	
55 GERMANY W		2870		19548	
67 ITALY		3081		37804	
73 NETHRLNDS				469	
82 SPAIN		83		561	
85 SWEDEN				6469	
86 SWITZRLNO				346	
258 GERMANY E				1597	
262 HUNGARY				692	
277 POLAND		1005		8657	
287 U S S R				395	
516 HONG KONG		925		44859	
553 CHINA COM				181	
559 JAPAN		25952		272406	
864 GUATEMALA				586	
874 MEXICO				726	
886 P RICO				531	
990 U STATES		27708		171839	
		67220		612978	
FILMS PHOTOGRAPHERS					9010
1 U KINGDOM		37006		477649	
44 BELG LUX		35719		202308	
54 FRANCE		16936		19972	
55 GERMANY W		10158		83027	
67 ITALY		28209		159772	
559 JAPAN		110		1032	

IMPORTS INTO CANADA FOR CONSUMPTION

Commodities and Countries from which Imported	MONTH OF NOVEMBER 1960		ELEVEN MONTHS ENDED NOVEMBER 1960		Class Number
	Quantities	Values (\$)	Quantities	Values (\$)	
990 U STATES		368492		4013861	
FILMS CINEMATOGRAPH POSITIVES		496630		4957621	
1 U KINGDOM	FEET				9011
43 AUSTRIA	499668	40517	4104884	338655	
44 BELG LUX			67613	5478	
49 DENMARK		52	137125	10859	
53 FINLAND		595	21561	2480	
54 FRANCE	822026	66233	11712	937	
55 GERMANY W			6629247	537011	
59 GREECE	12690	1718	289077	24720	
67 ITALY	115675	9453	146196	19884	
73 NETHRLNDS			858779	72135	
85 SWEDEN			8282	1559	
86 SWITZRLND	6200	1247	4842	452	
245 BULGARIA			38197	5663	
246 CZECHO S	1194	96	12650	1012	
262 HUNGARY			29577	2367	
277 POLAND			15514	606	
287 U S S R	48407	3871	37910	2429	
427 UN SO AFR			360969	28972	
516 HONG KONG			553	107	
519 INDIA			1000	85	
559 JAPAN	4820	707	2257	181	
614 AUSTRALIA	10744	926	38129	3820	
824 JAMAICA			51863	10567	
874 MEXICO			1500	225	
883 PANAMA			9500	1444	
990 U STATES	6100	488	6100	488	
FILMS FOR AERIAL PHOTOGRAPHY	5708258	475472	53703977	4692201	
990 U STATES		7883		79484	9012
FISHING RODS AND PARTS		7883		79484	
1 U KINGDOM	NO				9013
55 GERMANY W	8	283	888	19091	
76 NORWAY			80	1762	
85 SWEDEN			102	997	
559 JAPAN	16	58	34	149	
990 U STATES	3310	3983	60607	92233	
GOLF CLUBS AND FINISHED PARTS	7098	25918	72925	272354	
1 U KINGDOM	10432	30242	134636	386586	
559 JAPAN					9014
990 U STATES		4621		24189	
MECHANICAL TOYS OF METAL		163		2880	
1 U KINGDOM		23043		579948	
54 FRANCE		27827		607017	
55 GERMANY W					9016
67 ITALY		59831		281638	
262 HUNGARY		212		264	
516 HONG KONG		12394		163642	
559 JAPAN		134		134	
990 U STATES		6942		161	
METAL JUVENILE CONSTR SETS		83777		16585	
1 U KINGDOM		257656		1131443	
559 JAPAN		420946		2609524	
990 U STATES					9017
TOYS OF ALL KINDS N O P		32926		172553	
1 U KINGDOM					9018
43 AUSTRIA		32926		21299	
44 BELG LUX		1040		11879	
49 DENMARK		33966		205731	
54 FRANCE					
55 GERMANY W		261835		1352273	
67 ITALY		837		5001	
73 NETHRLNDS				6723	
76 NORWAY		808		14404	
82 SPAIN		24333		39003	
85 SWEDEN		32991		428074	
86 SWITZRLND		654		14496	
246 CZECHO S		2090		10483	
258 GERMANY E				478	
262 HUNGARY		5567		3178	
277 POLAND		55		24083	
287 U S S R		2399		1592	
516 HONG KONG		1193		40218	
553 CHINA COM		1250		30137	
559 JAPAN		2246		8564	
614 AUSTRALIA				4523	
874 MEXICO		23769		256	
886 P RICO		1888		380318	
990 U STATES		153256		1991	
SPORTSMENS FISHING TACKLE NOP		1319		2331953	
1 U KINGDOM		1984		16523	
49 DENMARK		5587		4394	
54 FRANCE		488442		5587	
55 GERMANY W		1012503		3315774	
64 IRELAND				8040026	
67 ITALY					9019
76 NORWAY		21419		208884	
78 PORTUGAL		236		1359	
		9445		169445	
		2566		64877	
		182		317	
				3906	
		10187		56703	
				719	

IMPORTS INTO CANADA FOR CONSUMPTION

Commodities and Countries from which Imported	MONTH OF NOVEMBER 1960		ELEVEN MONTHS ENDED NOVEMBER 1960		Class Number
	Quantities	Values (\$)	Quantities	Values (\$)	
82 SPAIN		1170		7830	
85 SWEDEN		3043		35235	
86 SWITZRLND				4402	
246 CZECHO S				759	
516 HONG KONG		1320		19465	
559 JAPAN		39432		588274	
614 AUSTRALIA				6133	
990 U STATES		69347		2196379	
		158347		3364687	
FILMS CINEMATOGRAPH NEGATIVE					9020
44 BELG LUX		1725		54606	
67 ITALY				22774	
990 U STATES		35429		463086	
		37154		540466	
BRUSHES ARTISTS					9021
1 U KINGDOM		8186		55940	
54 FRANCE				1915	
55 GERMANY W		6553		42447	
73 NETHRLNDS		98		2601	
559 JAPAN		185		8296	
990 U STATES		4575		43145	
		19597		154344	
BRUSHES PAINT AND VARNISH					9022
1 U KINGDOM		10444		92284	
55 GERMANY W		5465		16531	
73 NETHRLNDS		994		1109	
246 CZECHO S				470	
262 HUNGARY				3270	
516 HONG KONG		81		2646	
553 CHINA COM				17432	
559 JAPAN				79	
990 U STATES		594		12094	
		17578		145915	
BRUSHES TOOTH					9023
1 U KINGDOM	DOZ 1146	2031	13194	19199	
54 FRANCE			281	218	
55 GERMANY W	246	754	668	1563	
67 ITALY			1270	1873	
516 HONG KONG	8800	1353	71340	11529	
990 U STATES	2131	2458	46419	42013	
	12323	6596	133172	76395	
BRUSHES TOILET N O P					9024
1 U KINGDOM		15332		117818	
43 AUSTRIA				749	
44 BELG LUX				1003	
49 DENMARK				54	
54 FRANCE		2439		26908	
55 GERMANY W		4456		71149	
67 ITALY				216	
73 NETHRLNDS		391		2881	
85 SWEDEN		706		8021	
86 SWITZRLND		213		5248	
355 ISRAEL		461		1300	
516 HONG KONG		1339		7976	
559 JAPAN		2486		8978	
990 U STATES		36160		245461	
		63983		497762	
BRUSHES ALL OTHER N O P					9025
1 U KINGDOM		12000		135922	
43 AUSTRIA				90	
44 BELG LUX				1846	
49 DENMARK		404		2179	
54 FRANCE		262		6677	
55 GERMANY W		8543		52871	
67 ITALY		397		2226	
73 NETHRLNDS		4127		24368	
76 NORWAY				218	
85 SWEDEN				280	
86 SWITZRLND		438		1647	
246 CZECHO S		1530		4391	
262 HUNGARY				1954	
516 HONG KONG				3526	
559 JAPAN		4359		20192	
886 P RICO				331	
990 U STATES		78383		706003	
		110443		964721	
PACKAGES CONTAINING GOODS					9030
1 U KINGDOM		407037		3689274	
43 AUSTRIA		3011		25903	
44 BELG LUX		28301		183215	
49 DENMARK		14839		119220	
53 FINLAND		2815		33591	
54 FRANCE		49739		370952	
55 GERMANY W		133772		1104734	
59 GREECE		261		4077	
63 ICELAND				28	
64 IRELAND		1631		15698	
67 ITALY		61570		393845	
73 NETHRLNDS		46971		443385	
76 NORWAY		4281		18579	
78 PORTUGAL		4817		29491	
82 SPAIN		12501		67078	
85 SWEDEN		21756		152528	
86 SWITZRLND		18545		140406	
242 ALBANIA				242	
246 CZECHO S		37789		222893	

IMPORTS INTO CANADA FOR CONSUMPTION

Commodities and Countries from which imported	MONTH OF NOVEMBER 1960		ELEVEN MONTHS ENDED NOVEMBER 1960		Class Number
	Quantities	Values (\$)	Quantities	Values (\$)	
258 GERMANY E		2854		18171	
262 HUNGARY		1840		13536	
277 POLAND		13250		61326	
279 ROUMANIA				28	
287 U S S R				9915	
288 YUGO SLAV		4858		20814	
316 CYPRUS		9239		11043	
347 IRAN		110		110	
355 ISRAEL		384		7781	
358 JORDAN				11	
363 LEBANON				21	
377 SUDAN				337	
385 UAR EGYPT		19		68	
415 KENYA		40		125	
422 RHOD NYAS		43		77	
427 UN SO AFR		4648		38000	
429 B AFR NES				207	
443 ALGERIA		668		3518	
449 BEL CONGO		2185		5234	
454 FR EQ AFR		1837		3420	
473 MOROCCO				59	
513 CEYLDN		3038		11613	
516 HONG KONG		29567		380417	
519 INDIA		6459		51373	
524 MALAYA		101		15900	
527 PAKISTAN		193		2136	
553 CHINA COM		2293		71913	
556 INDONESIA				242	
559 JAPAN		227203		2127900	
567 PHIL		88		2904	
578 TAIWAN		1550		23144	
583 THAILAND				87	
614 AUSTRALIA		7168		88112	
617 FIJI		196		492	
622 NEW ZEAL				9071	
668 U S OCEA				16	
716 B GUIANA		1528		16192	
744 ARGENTINA		1663		23887	
752 BRAZIL		874		12347	
755 CHILE				5	
758 COLOMBIA		330		3186	
763 ECUADOR				132	
782 URUGUAY				6250	
813 BAHAMAS		120		190	
815 BERMUDA				272	
817 B HOND				64	
822 BARBADOS		3810		21457	
824 JAMAICA		2769		20714	
826 LEEW WIND				11	
828 TRINIDAD		2636		26174	
845 C RICA				476	
848 CUBA		405		15353	
855 DOM REP				167	
864 GUATEMALA		43		325	
867 HAITI		43		369	
874 MEXICO		552		4997	
876 NETH ANT				29	
879 NICARAGUA				189	
883 PANAMA				160	
886 P RICO		4578		24230	
887 VIRGIN IS				1077	
990 U STATES		277003		3612985	
		1465821		13785498	
ORTHOPEdic APPLIANCES ETC					9050
1 U KINGDOM		3116		16394	
55 GERMANY W		75		408	
990 U STATES		19638		208661	
		22829		225463	
ARTIFICIAL LIMBS AND PARTS					9053
1 U KINGDOM		734		16641	
55 GERMANY W		53		322	
990 U STATES		11452		123922	
		12239		140885	
BEAD ORNAMENTS AND FANS					9055
1 U KINGDOM				986	
49 DENMARK		306		306	
54 FRANCE				1945	
55 GERMANY W		1449		3611	
67 ITALY		252		446	
516 HONG KONG		115		3863	
559 JAPAN		1049		6622	
990 U STATES		2788		25518	
		5959		43297	
BELTS N O P					9056
1 U KINGDOM		559		12546	
43 AUSTRIA				57	
44 BELG LUX				51	
54 FRANCE		1279		22584	
55 GERMANY W		189		2213	
67 ITALY		343		2964	
82 SPAIN				737	
86 SWITZRLND				97	
516 HONG KONG		229		38257	
559 JAPAN		182		2661	
824 JAMAICA				544	
874 MEXICO		66		448	

IMPORTS INTO CANADA FOR CONSUMPTION

Commodities and Countries from which Imported	MONTH OF NOVEMBER 1960		ELEVEN MONTHS ENDED NOVEMBER 1960		Class Number
	Quantities	Values (\$)	Quantities	Values (\$)	
990 U STATES		15134		184165	
WINDOW SHADES AND BLINDS		17981		267324	9057
49 DENMARK		917		1385	
55 GERMANY W				2687	
559 JAPAN		10305		113336	
990 U STATES		4329		56091	
BOOT SHOE SHIRT STAY LACES		15551		173499	
1 U KINGDOM		601		3608	9058
54 FRANCE				318	
355 ISRAEL				3216	
559 JAPAN		5318		24694	
990 U STATES		5466		33701	
BOOTS SHOES AND SLIPPERS FELT PAIR		11385		65537	9059
1 U KINGDOM	1032	932	37979	29986	
44 BELG LUX			10537	5602	
53 FINLAND	304	382	379	869	
54 FRANCE	1850	956	10790	4896	
67 ITALY	146	390	146	390	
73 NETHRLNDS			15372	12649	
990 U STATES	108	137	6516	4972	
BOOTS SHOES AND SLIPPERS N O P PAIR	3440	2797	81719	59364	9060
1 U KINGDOM	17675	20067	228278	239771	
43 AUSTRIA			300	299	
44 BELG LUX			4442	3779	
53 FINLAND			107	299	
54 FRANCE	4568	4620	21267	20220	
55 GERMANY W	4482	5227	13593	15355	
67 ITALY	3335	7762	49516	91835	
73 NETHRLNDS	5292	4945	121647	120517	
76 NORWAY	670	610	922	846	
82 SPAIN			1056	511	
85 SWEDEN			363	796	
86 SWITZRLND	540	353	1097	949	
246 CZECHO S			9960	5977	
516 HONG KONG	32680	10307	234767	75395	
519 INDIA			9047	4112	
553 CHINA COM			3998	988	
559 JAPAN	340730	114452	3826879	1937004	
567 PHIL			200	198	
614 AUSTRALIA			398	1258	
774 PERU	490	1057	5446	10263	
867 HAITI	396	415	3936	7313	
874 MEXICO			377	500	
990 U STATES	43166	34816	566887	394609	
BROOMS AND WHISKS	454024	204631	5104483	2932794	9061
1 U KINGDOM				625	
55 GERMANY W		733		1195	
67 ITALY		716		66751	
73 NETHRLNDS				384	
86 SWITZRLND				270	
262 HUNGARY		3131		31621	
277 POLAND		10778		33802	
559 JAPAN				759	
874 MEXICO		18587		23723	
990 U STATES		3976		29059	
BUTTONS SHOE N D P		37921		188189	9063
990 U STATES		3787		14670	
BUTTONS COLLAR AND CUFF		3787		14670	9065
1 U KINGDOM	GROSS 10	1166	345	4592	
43 AUSTRIA	3	244	24	1903	
44 BELG LUX			1	974	
49 DENMARK			19	3103	
54 FRANCE	2	262	43	2496	
55 GERMANY W	125	7767	900	42318	
516 HONG KONG			2	115	
559 JAPAN	113	78	3411	3767	
583 THAILAND			1	92	
874 MEXICO			1	60	
990 U STATES	1678	27986	13482	224432	
BUTTONS N O P	1931	37503	18229	283852	9066
1 U KINGDOM	GROSS 1859	3581	13984	39770	
43 AUSTRIA			24	998	
49 DENMARK			960	8277	
54 FRANCE	3170	2436	10785	15803	
55 GERMANY W	862	1784	25747	38016	
67 ITALY	3953	2605	68133	42802	
73 NETHRLNDS	21	77	8487	29633	
82 SPAIN			4133	2767	
86 SWITZRLND			432	2235	
246 CZECHO S			6613	5966	
559 JAPAN	86060	26809	1431677	347477	
824 JAMAICA	184	646	6360	16841	
990 U STATES	77273	72914	1002025	729428	
CASES BOXES DESKS FANCY	173382	110852	2579360	1280013	9067
1 U KINGDOM		20426		136253	
43 AUSTRIA		399		4061	
44 BELG LUX				1256	

IMPORTS INTO CANADA FOR CONSUMPTION

Commodities and Countries from which Imported	MONTH OF NOVEMBER 1960		ELEVEN MONTHS ENDED NOVEMBER 1960		Class Number
	Quantities	Values (\$)	Quantities	Values (\$)	
49 DENMARK		204		1565	
53 FINLAND		551		551	
54 FRANCE		631		9197	
55 GERMANY W		12328		96430	
67 ITALY		3308		31938	
73 NETHRLNDS		207		14594	
82 SPAIN		2322		5083	
85 SWEDEN				17440	
86 SWITZRLND		3533		12879	
246 CZECHO S				253	
258 GERMANY E				389	
287 U S S R				108	
355 ISRAEL				201	
516 HONG KONG		339		5117	
519 INDIA		148		616	
553 CHINA COM				1094	
559 JAPAN		38869		326794	
614 AUSTRALIA				932	
848 CUBA				63	
874 MEXICO		1446		3152	
886 P RICO				4902	
990 U STATES		141086		932993	
		225797		1607861	
COMBS TOILET DRESSING FANCY					9069
1 U KINGDOM		4162		16225	
43 AUSTRIA		1639		12930	
44 BELG LUX				2622	
54 FRANCE				2564	
55 GERMANY W		4071		23408	
67 ITALY				816	
85 SWEDEN				2316	
86 SWITZRLND				271	
516 HONG KONG				1795	
559 JAPAN				5042	
990 U STATES		10086		87835	
		19958		155824	
APPLIANCES FOR THE DEAF PARTS					9070
1 U KINGDOM		17840		97940	
43 AUSTRIA		94		3493	
49 DENMARK		646		16405	
54 FRANCE				948	
55 GERMANY W		2890		21545	
73 NETHRLNDS		107		107	
86 SWITZRLND				363	
559 JAPAN		929		6415	
990 U STATES		328006		2441219	
		350512		2588435	
INSOLES OF ALL KINDS					9072
1 U KINGDOM		800		10449	
55 GERMANY W		884		6478	
73 NETHRLNDS		92		1517	
76 NORWAY				132	
559 JAPAN				1846	
990 U STATES		1381		62874	
		3157		83296	
JEWELLERY N O P					9073
1 U KINGDOM		8764		171397	
43 AUSTRIA		39458		325207	
44 BELG LUX				5558	
49 DENMARK		1890		13345	
54 FRANCE		18352		130728	
55 GERMANY W		89674		981127	
59 GREECE				120	
67 ITALY		16612		179103	
73 NETHRLNDS				1855	
76 NORWAY				2804	
82 SPAIN		2781		21080	
85 SWEDEN		66		288	
86 SWITZRLND		5456		30161	
246 CZECHO S		10628		150674	
262 HUNGARY				250	
288 YUGO SLAV		530		530	
355 ISRAEL				1087	
358 JORDAN				129	
363 LEBANON		383		383	
385 UAR EGYPT				106	
427 UN SO AFR		100		100	
516 HONG KONG		1870		44017	
519 INDIA		723		3811	
553 CHINA COM		3035		10306	
559 JAPAN		59116		544104	
583 THAILAND		3115		18347	
614 AUSTRALIA				1091	
752 BRAZIL				3376	
758 COLOMBIA		471		471	
774 PERU				251	
785 VENEZUELA				920	
824 JAMAICA				58	
874 MEXICO		2573		13105	
990 U STATES		248619		2180114	
		514216		4836003	
MATTRESSES					9075
1 U KINGDOM		17711		381159	
54 FRANCE				942	
55 GERMANY W		56		37263	
73 NETHRLNDS		65		350	

IMPORTS INTO CANADA FOR CONSUMPTION

Commodities and Countries from which Imported	MONTH OF NOVEMBER 1960		ELEVEN MONTHS ENDED NOVEMBER 1960		Class Number
	Quantities	Values (\$)	Quantities	Values (\$)	
85 SWEDEN				843	
246 CZECHO S				9855	
277 POLAND		699		5255	
559 JAPAN		1274		138050	
990 U STATES		4993		113918	
		24798		687635	
PICTURE AND PHOTOGRAPH FRAMES					9076
1 U KINGDOM		5890		24314	
43 AUSTRIA		417		1514	
44 BELG LUX		62		2574	
49 DENMARK		267		16582	
54 FRANCE		50		2790	
55 GERMANY W		95		14758	
67 ITALY		2120		26568	
73 NETHRLNDS		179		4730	
82 SPAIN		112		2379	
516 HONG KONG		298		4184	
553 CHINA COM				83	
559 JAPAN		762		35340	
874 MEXICO				160	
990 U STATES		89234		568427	
		99466		704403	
POCKET BOOKS PORTFOLIOS PURSES					9077
1 U KINGDOM		110311		960455	
43 AUSTRIA		2115		24408	
44 BELG LUX		5565		48069	
49 DENMARK		66		1199	
54 FRANCE		31892		259636	
55 GERMANY W		55333		504893	
59 GREECE				157	
64 IRELAND				4834	
67 ITALY		24641		247407	
73 NETHRLNDS		44952		177912	
76 NORWAY				1247	
78 PORTUGAL		209		209	
82 SPAIN		13494		65589	
85 SWEDEN		168		21488	
86 SWITZRLND		361		8400	
246 CZECHO S		2432		17577	
258 GERMANY E		170		3526	
262 HUNGARY				10331	
277 POLAND				218	
287 U S S R				476	
288 YUGO SLAV		64		2026	
355 ISRAEL				244	
473 MOROCCO		290		4202	
516 HONG KONG		12777		53103	
519 INDIA		100		678	
553 CHINA COM		106		259	
559 JAPAN		69469		1086813	
614 AUSTRALIA		128		1625	
622 NEW ZEAL				283	
744 ARGENTINA		494		959	
813 BAHAMAS		392		475	
824 JAMAICA				17641	
848 CUBA				1214	
874 MEXICO		11845		79368	
886 P RICO				4528	
990 U STATES		542061		4986562	
		929435		8598011	
REFRIGERATORS ELECTRIC NO P	NO				9078
1 U KINGDOM		183	12088	2873	188343
49 DENMARK				136	6943
55 GERMANY W				27	1550
67 ITALY		1	1065	1	1065
990 U STATES		2649	595722	53585	10372281
		2833	608875	56622	10570182
REFRIGERATORS N O P	NO				9079
1 U KINGDOM				15	2854
44 BELG LUX				41	10852
55 GERMANY W				24	3439
85 SWEDEN				207	16916
990 U STATES		79	20122	3280	229486
		79	20122	3567	263547
REGALIA AND BAOGES					9080
1 U KINGDOM		5652		63765	
54 FRANCE		3009		25371	
55 GERMANY W		933		5831	
67 ITALY		1387		12171	
86 SWITZRLND		393		1170	
516 HONG KONG				857	
519 INDIA		525		9590	
527 PAKISTAN		414		3137	
559 JAPAN		474		5248	
990 U STATES		6924		60078	
		19711		187218	
SHADES LAMP NOP SHADE HOLDERS					9081
1 U KINGDOM				279	
49 DENMARK		722		3749	
54 FRANCE		466		1237	
55 GERMANY W		502		502	
67 ITALY				1408	
73 NETHRLNDS		302		700	
85 SWEDEN				410	
516 HONG KONG		181		4598	
559 JAPAN				1099	

IMPORTS INTO CANADA FOR CONSUMPTION

179

Commodities and Countries from which Imported	MONTH OF NOVEMBER 1960		ELEVEN MONTHS ENDED NOVEMBER 1960		Class Number
	Quantities	Values (\$)	Quantities	Values (\$)	
990 U STATES		23350		197686	
SPECTACLE FRAMES AND PARTS NOP		25523		211668	9082
1 U KINGDOM		586		19492	
43 AUSTRIA				20585	
54 FRANCE		13386		73903	
55 GERMANY W		7159		195975	
67 ITALY		3203		23735	
73 NETHRLNDS				949	
86 SWITZRLND		536		4156	
519 INDIA				248	
559 JAPAN		3801		41380	
874 MEXICO				56	
990 U STATES		258365		2722178	
PARTS FOR SPECTACLE FRAMES		287036		3102657	9083
990 U STATES		61529		688700	
TOBACCO PIPES SMOKERS SETS		61529		688700	9084
1 U KINGDOM		13821		149816	
19 MALTA				888	
43 AUSTRIA		1276		6344	
44 BELG LUX		607		5684	
49 DENMARK				55	
54 FRANCE		4424		73401	
55 GERMANY W		331		7161	
64 IRELAND				6293	
67 ITALY		14438		128004	
73 NETHRLNDS				137	
85 SWEDEN		574		574	
86 SWITZRLND				404	
246 CZECHO S				818	
516 HONG KONG				348	
559 JAPAN				1713	
990 U STATES		4801		62863	
TOBACCO POUCHES CIGARETTE CASE		40272		444503	9085
1 U KINGDOM		7791		35044	
43 AUSTRIA				288	
49 DENMARK				81	
54 FRANCE		58		436	
55 GERMANY W		76		3758	
67 ITALY				634	
73 NETHRLNDS				361	
82 SPAIN		65		1561	
246 CZECHO S				1899	
559 JAPAN		1666		8953	
990 U STATES		1076		5481	
TOILET AND MANICURE SETS		10732		58496	9086
1 U KINGDOM		5186		23436	
43 AUSTRIA		1548		47782	
54 FRANCE				685	
55 GERMANY W		13441		97523	
67 ITALY		88		2925	
86 SWITZRLND				567	
559 JAPAN				1664	
990 U STATES		6677		14845	
TRUNKS AND VALISES		26940		189427	9087
1 U KINGDOM		40851		280644	
43 AUSTRIA				559	
44 BELG LUX				1104	
54 FRANCE				2821	
55 GERMANY W		7278		47923	
67 ITALY		1061		2300	
73 NETHRLNDS		1902		8200	
76 NORWAY				135	
85 SWEDEN				5499	
86 SWITZRLND				1160	
246 CZECHO S		1678		32197	
516 HONG KONG		110		4543	
559 JAPAN		9081		127649	
614 AUSTRALIA				1136	
874 MEXICO		57		284	
990 U STATES		85620		1310093	
UMBRELLAS PARASOLS SUNSHADES		147638		1826247	9088
1 U KINGDOM		906		9888	
43 AUSTRIA				744	
54 FRANCE		208		1506	
55 GERMANY W		711		8029	
67 ITALY		74		5989	
73 NETHRLNDS				3643	
516 HONG KONG		1001		11612	
559 JAPAN		9805		141726	
990 U STATES		1423		87143	
WINDOW SHADE OR BLIND ROLLERS		14128		270280	9090
85 SWEDEN		163		13723	
990 U STATES		2778		30323	
REFRIGERATOR PARTS		2941		44046	9091
1 U KINGDOM		199703		2352001	
44 BELG LUX				175	
49 DENMARK		1949		6294	

IMPORTS INTO CANADA FOR CONSUMPTION

Commodities and Countries from which Imported		MONTH OF NOVEMBER 1960		ELEVEN MONTHS ENDED NOVEMBER 1960		Class Number
		Quantities	Values (\$)	Quantities	Values (\$)	
55	GERMANY W				360	
990	U STATES		674951		9855994	
HOME OR FARM FREEZERS ELECTRIC		NO			12214824	9092
990	U STATES	1198	217001	25695	4317139	
MINERAL MEDICINAL AERATO WATER		1198	217001	25695	4317139	9103
1	U KINGDOM		1100		4813	
54	FRANCE		151724		398402	
55	GERMANY W				1967	
67	ITALY		250		4161	
85	SWEDEN				141	
288	YUGO SLAV		582		582	
990	U STATES		4161		203238	
ACCORDIONS CONCRTNAS MELODEONS		NO	157817		613304	9110
1	U KINGDDM			11	974	
43	AUSTRIA	1	170	6	586	
54	FRANCE	1	198	1	198	
55	GERMANY W	758	21237	7827	173500	
67	ITALY	778	46053	10741	525933	
73	NETHRLNDS			1	227	
76	NORWAY			2	525	
85	SWEDEN			37	3343	
86	SWITZRLND	36	351	458	9467	
246	CZECHO S			9	253	
258	GERMANY E	169	1757	1027	10277	
516	HONG KONG			2	109	
559	JAPAN			6	146	
990	U STATES	41	1876	1386	91019	
BRASS BAND INSTRUMENTS		1784	71642	21514	816557	9111
1	U KINGDOM		9812		157913	
54	FRANCE		297		3147	
55	GERMANY W		3488		48233	
67	ITALY				3376	
73	NETHRLNDS				3577	
246	CZECHO S				6440	
258	GERMANY E				780	
382	TURKEY				688	
527	PAKISTAN		290		949	
559	JAPAN		1279		6898	
874	MEXICO		290		3922	
990	U STATES		22719		180989	
CABINET ORGANS			38175		416912	9114
990	U STATES	NO		3	584	
PIPE ORGANS				3	584	9115
55	GERMANY W	NO		1	71262	
73	NETHRLNDS			4	19580	
990	U STATES			1	2330	
ORGAN PARTS N O P				6	93172	9116
1	U KINGDOM		3769		62920	
55	GERMANY W		3896		30708	
67	ITALY				1979	
73	NETHRLNDS		1365		6030	
258	GERMANY E		340		1034	
990	U STATES		18189		173009	
PIANOS			27559		275680	9117
1	U KINGDOM	NO	22	177	52829	
49	DENMARK		1	2	433	
55	GERMANY W		1	24	24479	
73	NETHRLNDS		16	72	21794	
246	CZECHO S			6	1957	
262	HUNGARY		2	2	374	
277	POLAND			2	468	
553	CHINA COM			1	124	
559	JAPAN		57	143	35916	
990	U STATES		162	1205	458069	
PIANO PARTS N O P			261	1634	596443	9118
1	U KINGDOM		18421		135276	
55	GERMANY W				8728	
990	U STATES		12770		166540	
PHONOGRAPHS GRAMOPHONES NOP			31191		310544	9120
1	U KINGDOM		14844		192672	
49	DENMARK				341	
54	FRANCE		120		5761	
55	GERMANY W		23831		144810	
73	NETHRLNDS		8344		64018	
86	SWITZRLND		5189		34778	
516	HONG KONG		59		1066	
559	JAPAN		8921		93744	
990	U STATES		94891		895534	
PHONOGRAPH RECORDS			156199		1432724	9121
1	U KINGDOM	NO	4800	175944	198205	
43	AUSTRIA			400	168	
44	BELG LUX			302	312	
49	DENMARK		76	1200	1657	
53	FINLAND		361	5563	4320	
54	FRANCE	10316	10079	132280	146757	

IMPORTS INTO CANADA FOR CONSUMPTION

Commodities and Countries from which Imported	MONTH OF NOVEMBER 1960		ELEVEN MONTHS ENDED NOVEMBER 1960		Class Number
	Quantities	Values (\$)	Quantities	Values (\$)	
55 GERMANY W	8402	10526	77297	101506	
59 GREECE	500	137	18492	5366	
67 ITALY	4744	1599	89253	37465	
73 NETHRLNDS	779	1262	7711	9867	
85 SWEDEN			2171	2477	
86 SWITZRLND			2332	1392	
245 BULGARIA			55	69	
246 CZECHO S			455	697	
262 HUNGARY			8307	4802	
277 POLAND	68	74	325	493	
287 U S S R			7263	6080	
288 YUGO SLAV	692	596	3746	2834	
355 ISRAEL			600	745	
516 HONG KONG	183	396	2043	2912	
519 INDIA			867	565	
553 CHINA COM	100	129	959	1131	
559 JAPAN	326	274	2878	2333	
614 AUSTRALIA	516	397	1295	3354	
990 U STATES	413479	176008	2584299	1435516	
	445342	206520	3126037	1971023	
OTHER MUSICAL INSTRUMENTS					9122
1 U KINGDOM		8760		56367	
43 AUSTRIA				3171	
44 BELG LUX				2637	
54 FRANCE		10866		91969	
55 GERMANY W		24785		257976	
67 ITALY		124554		551550	
73 NETHRLNDS		2488		10475	
82 SPAIN				4334	
85 SWEDEN		5102		27921	
86 SWITZRLND		1944		36939	
246 CZECHO S		4463		19906	
258 GERMANY E		469		7758	
277 POLAND				478	
287 U S S R				584	
516 HONG KONG				976	
553 CHINA COM		172		606	
559 JAPAN		19962		137417	
874 MEXICO		4939		21814	
990 U STATES		539094		3438820	
		747598		4671698	
MUSICAL INSTRUMENT STRINGS					9123
1 U KINGDOM				2448	
43 AUSTRIA		1237		5241	
49 DENMARK				291	
54 FRANCE				90	
55 GERMANY W		803		13984	
73 NETHRLNDS				153	
246 CZECHO S				1179	
990 U STATES		10366		81062	
		12406		104448	
PHONOGRAPHS COIN OPERATED	NO				9124
990 U STATES	70	43022	1179	662649	
	70	43022	1179	662649	
PHOTOGRAPHIC ACCESSORIES PARTS					9128
1 U KINGDOM		7931		68569	
43 AUSTRIA		428		4496	
44 BELG LUX				284	
49 DENMARK				775	
54 FRANCE		231		671	
55 GERMANY W		84973		561277	
67 ITALY				41327	
73 NETHRLNDS		4492		48329	
85 SWEDEN		926		8222	
86 SWITZRLND		152		102196	
246 CZECHO S		1082		7276	
258 GERMANY E		140		918	
559 JAPAN		56508		478897	
990 U STATES		600035		4631667	
		756898		5954904	
THERMOMETERS					9129
1 U KINGDOM		2753		62964	
43 AUSTRIA				286	
44 BELG LUX				1383	
49 DENMARK				1321	
54 FRANCE				10272	
55 GERMANY W		5223		38848	
67 ITALY		58		915	
85 SWEDEN				3148	
86 SWITZRLND		178		2041	
258 GERMANY E				17063	
355 ISRAEL				500	
559 JAPAN		9000		73081	
990 U STATES		128205		1078796	
		145417		1290618	
APPARATUS X RAY					9130
1 U KINGDOM		12791		170269	
49 DENMARK		4996		26355	
55 GERMANY W		4298		133800	
73 NETHRLNDS		11393		352909	
85 SWEDEN		3786		56137	
258 GERMANY E				364	
559 JAPAN				473	
990 U STATES		404278		3970951	
		441542		4711258	

IMPORTS INTO CANADA FOR CONSUMPTION

Commodities and Countries from which Imported	MONTH OF NOVEMBER 1960		ELEVEN MONTHS ENDED NOVEMBER 1960		Class Number
	Quantities	Values (\$)	Quantities	Values (\$)	
BOTANICAL SPECIMENS					9132
1 U KINGDOM		79		2236	
55 GERMANY W		2318		5937	
519 INDIA		50		2791	
559 JAPAN				873	
990 U STATES		8285		69223	
		10732		81060	
COLLECTION COINS MEDALS STAMPS					9133
1 U KINGDOM		1692		60416	
43 AUSTRIA				288	
44 BELG LUX		190		384	
49 DENMARK				1110	
54 FRANCE				418	
55 GERMANY W		50		1359	
67 ITALY				767	
73 NETHRLNDS				466	
76 NORWAY				440	
78 PORTUGAL		50		50	
86 SWITZRLND				1796	
262 HUNGARY				80	
355 ISRAEL		65		65	
614 AUSTRALIA				730	
886 P RICO				375	
990 U STATES		32705		257557	
		34752		326301	
CAMERAS AND CAMERA PARTS N O P					9134
1 U KINGDOM		12845		25931	
43 AUSTRIA				201193	
49 DENMARK				1162	
54 FRANCE		441		13692	
55 GERMANY W		105225		1003338	
67 ITALY				2609	
73 NETHRLNDS		363		3817	
85 SWEDEN		3512		29591	
86 SWITZRLND		3695		167484	
246 CZECHO S				4494	
258 GERMANY E		11284		57809	
277 POLAND				200	
287 U S S R				229	
516 HONG KONG		1755		14453	
559 JAPAN		291516		2145514	
874 MEXICO				860	
990 U STATES		457708		3574488	
		888344		7246864	
CAMERA PARTS UNFINISHED					9135
55 GERMANY W		1592		77266	
990 U STATES		3068		78368	
		4660		155634	
CAMERA LENSES AND SHUTTERS					9136
1 U KINGDOM				5600	
55 GERMANY W		7164		27276	
86 SWITZRLND				3358	
559 JAPAN				435	
990 U STATES		51468		341993	
		58632		378662	
COLLECTIONS OF ANTIQUITIES					9137
1 U KINGDOM		51702		632647	
43 AUSTRIA				6266	
44 BELG LUX				127	
49 DENMARK		544		937	
54 FRANCE		14888		51226	
55 GERMANY W		723		16155	
59 GREECE				16830	
64 IRELAND				3284	
67 ITALY		480		24519	
73 NETHRLNDS		104		20342	
76 NORWAY				50	
78 PORTUGAL				815	
82 SPAIN				3321	
85 SWEDEN		1641		1641	
86 SWITZRLND		1580		8102	
246 CZECHO S				522	
355 ISRAEL				846	
385 UAR EGYPT				560	
516 HONG KONG		4254		57950	
524 MALAYA				80	
553 CHINA COM				5938	
559 JAPAN		616		12290	
578 TAIWAN				985	
583 THAILAND				715	
744 ARGENTINA				1995	
815 BERMUDA				525	
874 MEXICO		476		2305	
990 U STATES		21870		633821	
		98878		1504794	
CYCLOMETERS AND SPEEDOMETERS					9138
1 U KINGDOM		1491		23140	
54 FRANCE				1342	
55 GERMANY W		1064		23911	
73 NETHRLNDS				1541	
85 SWEDEN				372	
990 U STATES		6603		249825	
		9158		300131	
GLOBES GEOGRAPHICAL					9139
1 U KINGDOM		3327		9215	
55 GERMANY W				246	

IMPORTS INTO CANADA FOR CONSUMPTION

Commodities and Countries from which Imported	MONTH OF NOVEMBER 1960		ELEVEN MONTHS ENDED NOVEMBER 1960		Class Number	
	Quantities	Values (\$)	Quantities	Values (\$)		
559 JAPAN				5932		
990 U STATES		32807		155845		
MODELS OF INVENTIONS		36134		171238		
1 U KINGDOM				5225	9140	
44 BELG LUX				190		
54 FRANCE		50		50		
67 ITALY		2150		2900		
73 NETHRLNDS				998		
990 U STATES		12675		642642		
APPARATUS FOR INSTITUTIONS		14875		652005		
1 U KINGDOM		35389		415881	9141	
43 AUSTRIA		159		8077		
44 BELG LUX		168		1560		
49 DENMARK		181		25812		
54 FRANCE		2185		19762		
55 GERMANY W		12373		119785		
67 ITALY				1052		
73 NETHRLNDS		5871		20890		
76 NORWAY		2613		6452		
85 SWEDEN		851		9607		
86 SWITZRLND		512		58031		
246 CZECHO S				1538		
258 GERMANY E				8071		
355 ISRAEL				480		
415 KENYA				82		
516 HONG KONG				4181		
559 JAPAN		400		3868		
614 AUSTRALIA				6000		
886 P RICO				2534		
990 U STATES		691449		7882761		
OPERATING ROOM EQUIPMENT		752151		8596364		
1 U KINGDOM		1261		50533	9142	
54 FRANCE				2127		
55 GERMANY W		3149		54695		
73 NETHRLNDS				7143		
86 SWITZRLND				864		
246 CZECHO S		157		7995		
559 JAPAN				2113		
990 U STATES		494524		4248030		
DENTAL INSTRUMENTS		499091		4373500		
1 U KINGDOM		7661		92683	9143	
54 FRANCE		270		811		
55 GERMANY W		20668		192895		
67 ITALY		4616		4616		
85 SWEDEN				501		
86 SWITZRLND		528		4627		
559 JAPAN		3322		8940		
990 U STATES		193417		2185402		
SURGICAL TRUSSES AND SUPPORTS		230482		2490475		
1 U KINGDOM		172		733	9144	
990 U STATES		732		8125		
ARTICLES FOR THE BLIND		904		8858		
1 U KINGDOM		69		5016	9145	
54 FRANCE				281		
86 SWITZRLND		168		5622		
990 U STATES		5168		41320		
OPTICAL AND PHILOSOPHICAL INST		5405		52239		
1 U KINGDOM		24847		314639	9146	
43 AUSTRIA		80		1218		
44 BELG LUX		69		1282		
49 DENMARK				3191		
53 FINLAND				1317		
54 FRANCE		1834		20184		
55 GERMANY W		50783		393905		
67 ITALY		1166		3458		
73 NETHRLNDS				1824		
85 SWEDEN		392		11046		
86 SWITZRLND		1103		26178		
246 CZECHO S				10531		
258 GERMANY E				1120		
516 HONG KONG		1224		12730		
559 JAPAN		98220		1049812		
990 U STATES		265852		2881469		
MICROSCOPES AND PARTS		445570		4733904		
1 U KINGDOM	NO	77	18943	842	138141	9147
43 AUSTRIA		43	11918	79	33242	
54 FRANCE				6	2160	
55 GERMANY W		123	16619	989	348773	
67 ITALY		14	1849	56	12318	
73 NETHRLNDS			186	2	7146	
86 SWITZRLND		47	7160	178	41937	
246 CZECHO S				171	21459	
258 GERMANY E		2	707	40	11436	
559 JAPAN		3366	15780	22065	162124	
990 U STATES		1336	17518	3601	203882	
EDUCATIONAL FILMS		5008	90680	28029	982618	
1 U KINGDOM			8035		106567	9148

IMPORTS INTO CANADA FOR CONSUMPTION

Commodities and Countries from which Imported	MONTH OF NOVEMBER 1960		ELEVEN MONTHS ENDED NOVEMBER 1960		Class Number
	Quantities	Values (\$)	Quantities	Values (\$)	
44 BELG LUX				340	
49 DENMARK				11219	
53 FINLAND				768	
54 FRANCE		370		11535	
55 GERMANY W		129		2586	
67 ITALY				406	
73 NETHRLNDS		56		500	
85 SWEDEN				3886	
86 SWITZRLND		123		607	
277 POLAND				982	
287 U S S R				1909	
427 UN SO AFR				50	
473 MOROCCO		100		430	
519 INDIA				310	
559 JAPAN				184	
614 AUSTRALIA				1465	
815 BERMUDA				191	
828 TRINIDAD				942	
874 MEXICO		75		635	
954 ST PIERRE				900	
990 U STATES		126727		1207510	
		135615		1353922	
CINEMATOGRAPH CAMERAS					9149
1 U KINGDOM				2255	
54 FRANCE				2166	
815 BERMUDA				17424	
990 U STATES		38180		245416	
		38180		267261	
SURGICAL INSTRUMENTS					9150
1 U KINGDOM		42380		474006	
43 AUSTRIA				884	
44 BELG LUX				3846	
49 DENMARK		111		4212	
54 FRANCE		1711		8622	
55 GERMANY W		33402		310149	
67 ITALY		1716		15027	
73 NETHRLNDS		3000		14964	
85 SWEDEN		7599		62220	
86 SWITZRLND		1057		28994	
258 GERMANY E				2430	
287 U S S R		660		660	
527 PAKISTAN		5178		15582	
559 JAPAN		17726		182720	
874 MEXICO		8797		40318	
990 U STATES		698158		6661609	
		821495		7826243	
BOATS OPEN PLEASURE	NO				9152
1 U KINGDOM	11	3388	550	91905	
43 AUSTRIA			11	480	
49 DENMARK			22	11060	
53 FINLAND			2	322	
54 FRANCE			103	11433	
55 GERMANY W			249	42837	
67 ITALY			1	390	
73 NETHRLNDS			42	30541	
76 NORWAY	31	8523	97	41899	
85 SWEDEN	1	98	6	670	
246 CZECHO S			1	91	
277 POLAND			136	4530	
516 HONG KONG			22	14832	
559 JAPAN	3	230	898	29207	
990 U STATES	157	54036	5722	1613903	
	203	66275	7862	1894100	
LAUNCHES PLEASURE MOTIVE POWER	NO				9153
1 U KINGDOM			17	44587	
54 FRANCE			1	1441	
55 GERMANY W			2	10293	
516 HONG KONG			3	20543	
559 JAPAN			2	14939	
990 U STATES	11	62938	361	1737051	
	11	62938	386	1828854	
SHIPS AND VESSELS REPAIRS ON					9155
67 ITALY				6186	
954 ST PIERRE		325		16169	
990 U STATES		2789		70788	
		3114		93143	
SHIPS FOREIGN BUILT COASTAL	NO				9156
813 BAHAMAS	1	1495650	2	2357525	
990 U STATES			1	191000	
	1	1495650	3	2548525	
VESSELS FOREIGN BUILT N O P					9157
1 U KINGDOM		52010		301449	
49 DENMARK				2200	
54 FRANCE				2272	
55 GERMANY W				4433	
73 NETHRLNDS		7071		1512002	
76 NORWAY				4500	
559 JAPAN				7612	
614 AUSTRALIA				250	
815 BERMUDA				357539	
990 U STATES		15207		947599	
		74288		3139856	
TRUCK TRAILERS	NO				9160
1 U KINGDOM	2	1224	8	31283	
990 U STATES	38	228823	512	2108386	
	40	230047	520	2139669	

IMPORTS INTO CANADA FOR CONSUMPTION

Commodities and Countries from which Imported	MONTH OF NOVEMBER 1960		ELEVEN MONTHS ENDED NOVEMBER 1960		Class Number
	Quantities	Values (\$)	Quantities	Values (\$)	
MOBILE HOMES					
1 U KINGDOM	NO		1	1087	9161
49 DENMARK	1	1422	1	1422	
73 NETHRLNDS	2	1320	2	1320	
990 U STATES	98	202041	1830	3482375	
	101	204783	1834	3486204	
BUGGIES CUTTERS VEHICLES N O P					
1 U KINGDOM	NO				9162
55 GERMANY W	22	1010	87	6286	
67 ITALY			10	450	
990 U STATES	352	29729	4349	1540	
	374	30739	4446	346724	
CHILDRENS CARRIAGES AND PARTS					
1 U KINGDOM	NO				9163
49 DENMARK	78	2155	2816	75653	
54 FRANCE			12	298	
55 GERMANY W			26	726	
67 ITALY	52	997	30	961	
73 NETHRLNDS	1	61	52	997	
990 U STATES	110	1131	147	3009	
	241	4344	4008	38009	
CHILDRENS SLEDS VEHICLES N O P					
1 U KINGDOM		2080		15560	9164
54 FRANCE				419	
55 GERMANY W				2061	
67 ITALY				56	
73 NETHRLNDS		873		873	
76 NORWAY		514		514	
559 JAPAN		1769		4122	
744 ARGENTINA				646	
813 BAHAMAS				2800	
990 U STATES		72070		497492	
		77306		524543	
WAGONS AND SLEDS FARM AND PTS					
1 U KINGDOM	NO			2089	9166
990 U STATES	33	20199	1566	341178	
	33	20199	1566	343267	
WHEELBARROWS HAND TRUCKS CARTS					
1 U KINGDOM	NO				9168
49 DENMARK	97	1732	2814	44901	
54 FRANCE	1	93	99	12679	
55 GERMANY W			10	1253	
64 IRELAND	20	433	110	7488	
73 NETHRLNDS	96	971	3	290	
85 SWEDEN	50	8008	130	6851	
559 JAPAN			317	53175	
990 U STATES	5615	82166	1996	24293	
	5879	93403	88322	1198040	
TRUCKS AND CARS N O P					
1 U KINGDOM		1389		40358	9169
54 FRANCE				5676	
55 GERMANY W				2585	
67 ITALY				1722	
73 NETHRLNDS				1715	
76 NORWAY		413		413	
990 U STATES		41659		844491	
		43461		896960	
AIRCRAFT NOT OVER 1500 LB WT					
1 U KINGDOM	NO		2	5006	9171
54 FRANCE			1	2460	
990 U STATES	47	197265	399	1987427	
	47	197265	402	1994893	
AIRCRAFT 1501 TO 3000 LB WT					
990 U STATES	NO				9172
	7	84433	139	2036787	
	7	84433	139	2036787	
AIRCRAFT 3001 TO 7500 LB WT					
990 U STATES	NO				9173
	1	11000	20	897190	
	1	11000	20	897190	
AIRCRAFT OVER 7500 LB WEIGHT					
73 NETHRLNDS	NO				9174
990 U STATES	8	7549631	1	296128	
	8	7549631	20	21703548	
AIRCRAFT PTS EXCLUDING ENG PTS					
1 U KINGDOM		949594		8788004	9175
44 BELG LUX				59	
54 FRANCE		306		47541	
55 GERMANY W		1287		6213	
67 ITALY				586	
73 NETHRLNDS		2733		21607	
78 PORTUGAL				4548	
85 SWEDEN				5457	
246 CZECHO S				608	
516 HONG KONG		1768		6341	
559 JAPAN		823		11643	
614 AUSTRALIA		1671		6290	
744 ARGENTINA		1290		9342	
752 BRAZIL				136	
782 URUGUAY				1527	
815 BERMUDA				3277	
848 CUBA				2129	
874 MEXICO		10954		30873	
886 P RICO				8164	
990 U STATES		7729143		59429455	
		8699569		68383800	
PAINTINGS UNDER 20 DOLLARS					
1 U KINGDOM	NO				9181
	67	678	1030	7746	

IMPORTS INTO CANADA FOR CONSUMPTION

Commodities and Countries from which Imported	MONTH OF NOVEMBER 1960		ELEVEN MONTHS ENDED NOVEMBER 1960		Class Number
	Quantities	Values (\$)	Quantities	Values (\$)	
43 AUSTRIA	15	150	1319	6789	
44 BELG LUX			758	1168	
49 DENMARK	364	2137	1423	7109	
54 FRANCE	9	69	705	3573	
55 GERMANY W			207	604	
67 ITALY	194	1022	1681	9112	
73 NETHRLNDS	173	1206	3553	13241	
82 SPAIN			196	790	
262 HUNGARY	26	133	620	3000	
516 HONG KONG			66	209	
559 JAPAN			724	390	
874 MEXICO			12	229	
990 U STATES	293	1729	1063	6276	
	1141	7124	13357	60236	
PAINTINGS 20 DOLLARS OR OVER					9182
1 U KINGDOM		56651		545445	
43 AUSTRIA		3234		55953	
44 BELG LUX		980		5400	
49 DENMARK		220		11735	
54 FRANCE		24296		247473	
55 GERMANY W		100		32127	
59 GREECE		200		3145	
64 IRELAND				1000	
67 ITALY		10438		65085	
73 NETHRLNDS		31148		149330	
76 NORWAY		200		581	
82 SPAIN		12049		28455	
85 SWEDEN				2232	
86 SWITZRLND		2500		23136	
262 HUNGARY		963		6331	
277 POLAND				1270	
279 ROUMANIA				1617	
288 YUGO SLAV				1910	
355 ISRAEL				33246	
427 UN SO AFR				100	
516 HONG KONG		200		1310	
559 JAPAN				11847	
614 AUSTRALIA				689	
774 PERU				2100	
813 BAHAMAS				780	
824 JAMAICA				150	
848 CUBA				4805	
867 HAITI		65		65	
874 MEXICO		5046		24458	
990 U STATES		152155		1055393	
		300445		2317168	
STATUES AND STATUETTES N O P					9183
1 U KINGDOM		1883		20478	
43 AUSTRIA		1292		10493	
44 BELG LUX				358	
49 DENMARK		938		12863	
54 FRANCE		707		23081	
55 GERMANY W		863		18749	
59 GREECE				213	
67 ITALY		2540		33358	
73 NETHRLNDS				1821	
76 NORWAY				3591	
82 SPAIN		264		318	
85 SWEDEN				1333	
86 SWITZRLND		101		758	
246 CZECHO S				926	
258 GERMANY E		2957		4984	
262 HUNGARY				123	
355 ISRAEL				400	
415 KENYA		55		3187	
422 RHOD NYAS				239	
423 TANGANYKA				1172	
427 UN SO AFR				65	
513 CEYLON				1146	
516 HONG KONG		367		12239	
519 INDIA		105		2331	
524 MALAYA				1054	
553 CHINA COM		175		3175	
556 INDONESIA				331	
559 JAPAN		7295		69231	
874 MEXICO		254		676	
990 U STATES		9951		82161	
		29747		310854	
PORCELAIN STATUES STATUETTES					9184
1 U KINGDOM		30897		384734	
43 AUSTRIA		109		2851	
44 BELG LUX				415	
49 DENMARK		1727		11465	
54 FRANCE				2045	
55 GERMANY W		5894		105229	
67 ITALY		1554		19996	
73 NETHRLNDS				545	
78 PORTUGAL				107	
82 SPAIN				325	
85 SWEDEN		411		476	
246 CZECHO S				503	
258 GERMANY E		3904		15844	
287 U S S R				388	
516 HONG KONG		143		2597	
559 JAPAN		26043		282335	
755 CHILE				440	

IMPORTS INTO CANADA FOR CONSUMPTION

187

Commodities and Countries from which Imported	MONTH OF NOVEMBER 1960		ELEVEN MONTHS ENDED NOVEMBER 1960		Class Number
	Quantities	Values (\$)	Quantities	Values (\$)	
874 MEXICO				60	
990 U STATES		2673		22484	
MATERIAL FOR HARD METAL COMPS		73355		852839	9187
1 U KINGDOM		1347		17181	
85 SWEDEN				77112	
990 U STATES		18220		524087	
ARTICLES FOR FERTILIZER MFR		19567		618380	
55 GERMANY W				100	9191
990 U STATES		34463		144789	
CANADIAN GOODS RETURNED		34463		144889	
1 U KINGDOM		142433		786309	9195
43 AUSTRIA		350		3788	
44 BELG LUX		2563		145867	
49 DENMARK		396		27975	
53 FINLAND		300		17738	
54 FRANCE		4999		113356	
55 GERMANY W		18082		231636	
59 GREECE				5519	
63 ICELAND				2000	
64 IRELAND				16022	
67 ITALY		8900		45891	
73 NETHRLNDS		22724		220758	
76 NORWAY		350		1653	
78 PORTUGAL				317	
82 SPAIN				6151	
85 SWEDEN				195460	
86 SWITZRLND		15362		87579	
246 CZECHO S				3280	
277 POLAND		100		4059	
287 U S S R				880	
288 YUGO SLAV		800		3800	
344 ETHIOPIA				1000	
347 IRAN		640		4740	
352 IRAQ				875	
355 ISRAEL		634		11677	
363 LEBANON				11150	
382 TURKEY				18065	
385 UAR EGYPT		10000		11800	
414 GHANA				4220	
415 KENYA				70394	
418 NIGERIA		195		695	
422 RHOD NYAS		1000		1460	
426 UGANDA				3500	
427 UN SO AFR		1000		93039	
429 B AFR NES				800	
443 ALGERIA				9785	
449 BEL CONGO				3394	
468 LIBERIA				7959	
473 MOROCCO				1040	
513 CEYLON		2000		4075	
516 HONG KONG		252		2785	
519 INDIA		22726		111230	
524 MALAYA				27195	
527 PAKISTAN				19972	
548 CAMB LAOS		1788		16478	
556 INDONESIA		3000		4363	
559 JAPAN		2800		13414	
583 THAILAND		13700		14895	
586 VIET NAM				425	
614 AUSTRALIA		2968		46615	
622 NEW ZEAL		1500		21478	
716 B GUIANA		1383		27321	
744 ARGENTINA		1000		12127	
747 BOLIVIA				4432	
752 BRAZIL		1000		17175	
755 CHILE				13413	
758 COLOMBIA		200		60858	
763 ECUADOR				700	
774 PERU		5970		11964	
777 SURINAM				750	
782 URUGUAY				13816	
785 VENEZUELA		1200		75977	
813 BAHAMAS				71815	
815 BERMUDA		2823		142850	
822 BARBADOS				7044	
824 JAMAICA		3571		59599	
826 LEEW WIND				389	
828 TRINIDAD		1000		26321	
845 C RICA				927	
848 CUBA		950		23205	
855 OOM REP				5817	
864 GUATEMALA				1504	
867 HAITI				9294	
874 MEXICO		10294		109838	
876 NETH ANT				360	
883 PANAMA		12176		12376	
886 P RICO				208	
954 ST PIERRE		3060		26944	
990 U STATES		1904052		18751363	
EXWAREHOUSED SHIPS STORES NOP		2230241		21946943	
1 U KINGDOM		10251		153424	9197
54 FRANCE		258		8985	

IMPORTS INTO CANADA FOR CONSUMPTION

Commodities and Countries from which Imported	MONTH OF NOVEMBER 1960		ELEVEN MONTHS ENDED NOVEMBER 1960		Class Number
	Quantities	Values (\$)	Quantities	Values (\$)	
55 GERMANY W		678		1526	
67 ITALY				55	
73 NETHRLNDS		926		7422	
76 NORWAY		955		3016	
78 PORTUGAL				880	
716 B GUIANA		471		1375	
822 BARBADOS				60	
828 TRINIDAD		680		902	
874 MEXICO		1717		1717	
886 P RICO		56		7084	
990 U STATES		25137		180557	
		41129		367003	
BATTERY JARS GLASS OR RUBBER					9199
1 U KINGDOM		6919		51172	
55 GERMANY W		1687		6305	
990 U STATES		106803		1136362	
		115409		1193846	
CORSET CLASPS STEELS WIRES					9202
1 U KINGDOM		839		16596	
990 U STATES		1876		15142	
		2715		31738	
FEATHERS FLOWERS ART FOR HATS					9204
1 U KINGDOM				5299	
43 AUSTRIA				313	
54 FRANCE		2203		68243	
55 GERMANY W		4017		70282	
67 ITALY				5072	
73 NETHRLNDS				650	
86 SWITZRLND				74	
246 CZECHO S		3954		10700	
258 GERMANY E		13361		65213	
516 HONG KONG		966		32177	
559 JAPAN		11385		197917	
886 P RICO				1552	
990 U STATES		50756		381499	
		86642		838991	
RESCUE APPARATUS					9207
1 U KINGDOM		495		21708	
49 DENMARK				1345	
54 FRANCE				1540	
55 GERMANY W		1566		16580	
73 NETHRLNDS		577		3257	
85 SWEDEN				3000	
559 JAPAN				812	
614 AUSTRALIA		484		1032	
990 U STATES		192925		2180224	
		196047		2229498	
MATERIALS FOR TEXTILE PRINTING					9208
1 U KINGDOM		1199		12399	
990 U STATES		8431		81225	
		9630		93624	
SALTS OF THORIUM OR CERIUM					9209
990 U STATES				18555	
				18555	
VACCINE AND PLASMA CONTAINERS					9212
1 U KINGDOM		1310		10856	
54 FRANCE		1889		1889	
427 UN SO AFR				518	
990 U STATES		31915		437632	
		35114		450895	
GOODS FREE BY ORDER IN COUNCIL					9213
1 U KINGDOM		229		2079	
990 U STATES		1231		22385	
		1460		24464	
SAFETY GLASS SHEET ADHESIVES					9215
990 U STATES		103730		797400	
		103730		797400	
CARTRIDGES SHOT GUN SHELLS					9237
43 AUSTRIA				6941	
54 FRANCE				71424	
55 GERMANY W				2680	
67 ITALY		890		3546	
990 U STATES		445		97345	
		1335		181936	
DEXTROSE SOLUTIONS THERAPEUTIC					9238
427 UN SO AFR				1424	
990 U STATES		51435		717372	
		51435		718796	
METALLIC CARTRIDGES AMMUNITION					9239
1 U KINGDOM		4697		39399	
49 DENMARK		326		1140	
53 FINLAND		734		3431	
54 FRANCE				19740	
55 GERMANY W		4018		10179	
67 ITALY				837	
73 NETHRLNDS				27570	
85 SWEDEN		954		26252	
990 U STATES		5996		134887	
		16725		263435	
BLACKBOARDS OF SLATE OR PAPER					9240
1 U KINGDOM				66	
49 DENMARK				1304	
67 ITALY		10612		48904	
78 PORTUGAL		345		2349	
990 U STATES		20429		380532	
		31386		433155	

IMPORTS INTO CANADA FOR CONSUMPTION

Commodities and Countries from which Imported	MONTH OF NOVEMBER 1960		ELEVEN MONTHS ENDED NOVEMBER 1960		Class Number
	Quantities	Values (\$)	Quantities	Values (\$)	
BIOLOGICAL PRODUCTS N O P					9 2 4 2
1 U KINGDOM		6 2 5 9		1 2 1 2 5 2	
43 AUSTRIA				4 7 2 8	
49 DENMARK				3 1 0	
54 FRANCE				2 6 0 4	
55 GERMANY W				3 6 8	
85 SWEDEN				5 0 5 4	
614 AUSTRALIA				1 7 9	
744 ARGENTINA		1 0 2 9 0		1 0 2 9 0	
990 U STATES		1 5 9 7 3 1		1 8 2 9 9 0 4	
		1 7 6 2 8 0		1 9 7 4 6 8 9	
BASKETS OF ALL KINDS N O P					9 2 4 3
1 U KINGDOM				3 4 0 4	
43 AUSTRIA				2 3 0	
44 BELG LUX		1 5 8		5 3 8 2	
49 DENMARK		1 0 2		1 8 7	
54 FRANCE		5 7 1		6 8 4 9	
55 GERMANY W		2 2 6 1		1 0 6 4 3	
67 ITALY		2 5 1		4 5 0 1	
73 NETHRLNDS		1 8 3		3 6 4	
78 PORTUGAL		2 4 1 5		1 6 1 0 1	
82 SPAIN				2 7 1 7	
85 SWEDEN				2 2 9	
246 CZECHO S		3 6 1 3		2 6 5 4 1	
258 GERMANY E				1 0 9 1	
262 HUNGARY				4 1 4 8	
277 POLAND		3 8 0 0		5 3 3 1 5	
288 YUGO SLAV		1 4 0 6		9 5 0 1	
516 HONG KONG		5 2 7 4		3 9 3 6 2	
519 INDIA				6 4	
553 CHINA COM				1 2 2 1	
559 JAPAN		1 3 2 2 9		1 1 4 5 2 7	
752 BRAZIL				1 0 9 6	
874 MEXICO		5 3		9 1 6 9	
990 U STATES		2 6 6 4 7		2 4 0 9 4 0	
		5 9 9 6 3		5 5 1 5 8 2	
COMMUNION SETS CHURCH ARTICLES					9 2 4 4
1 U KINGDOM		5 0 9 7		4 3 6 5 2	
43 AUSTRIA		5 5 0		3 0 9 4	
44 BELG LUX		7 4 0		1 0 7 4 0	
49 DENMARK				3 3 6	
54 FRANCE		1 8 0 2 6		2 1 0 1 2 5	
55 GERMANY W		1 9 7 1 4		1 1 7 6 5 8	
59 GREECE				4 0 7	
64 IRELAND		1 1 1 7		1 0 1 4 4	
67 ITALY		5 1 9 3 9		5 3 9 0 3 0	
73 NETHRLNDS		7 5 9		1 2 3 1 6	
78 PORTUGAL				5 5 8	
82 SPAIN		3 5 9		4 8 5 6	
86 SWITZRLND				8 3 6 0	
246 CZECHO S		1 1 1 7 9		8 3 1 7 0	
258 GERMANY E				3 8 4	
355 ISRAEL		3 4 7		4 2 0 9	
358 JORDAN				2 3 4	
516 HONG KONG		6 2 8 9		4 5 9 4 6	
519 INDIA				5 8 4	
553 CHINA COM				6 6 7	
559 JAPAN		9 7 1 7		1 4 8 8 4 1	
874 MEXICO		1 1 3		2 2 9 2	
990 U STATES		5 2 9 4 9		5 3 1 2 6 0	
		1 7 8 8 9 5		1 7 7 8 8 6 3	
CARTRIDGE CASES GUN WADS CAPS					9 2 4 6
1 U KINGDOM				4 1 4 7	
55 GERMANY W				1 1 2 8 4	
67 ITALY				1 4 2 1	
85 SWEDEN				9 7 1	
559 JAPAN				6 1 3	
990 U STATES		1 8 6 3		3 9 7 2 3	
		1 8 6 3		5 8 1 5 9	
AMMUNITION N O P					9 2 4 7
1 U KINGDOM		5 4 5 3		1 7 8 3 6 1	
55 GERMANY W		1 8 7 2		2 8 2 8 8	
85 SWEDEN				3 9 0	
86 SWITZRLND				2 1 8 4	
990 U STATES		1 9 5 6 9		1 3 0 8 5 5 9	
		2 6 8 9 4		1 5 1 7 7 8 2	
ELECTRICAL ENERGY					9 2 4 9
990 U STATES	MKWH				
		1 2 7 6	6 4 3 7	1 1 5 5 6 4	4 6 0 6 6 5
		1 2 7 6	6 4 3 7	1 1 5 5 6 4	4 6 0 6 6 5
INCUBATORS BROODERS AND PARTS					9 2 5 2
990 U STATES	NO				
		4 9 1	9 6 4 0 8	5 8 6 8	4 2 0 3 2 3
		4 9 1	9 6 4 0 8	5 8 6 8	4 2 0 3 2 3
IRON SAND PRESSURE BLASTING					9 2 5 3
1 U KINGDOM		3 9 1 2		4 4 7 6 1	
55 GERMANY W				6 3 6	
67 ITALY				5 1 1 5	
85 SWEDEN				2 5 8 6	
990 U STATES		4 1 2 0 2		5 4 2 2 7 3	
		4 5 1 1 4		5 9 5 3 7 1	
BALL POINT PENS AND PARTS					9 2 5 4
1 U KINGDOM		5 6		1 5 8 9 9	
49 DENMARK				5 1 6	
54 FRANCE		8 7 1		2 9 2 1	
55 GERMANY W		3 0 4 1		2 1 4 3 2	
67 ITALY		1 3 4		1 6 5 4 7	
85 SWEDEN				7 9 6	

IMPORTS INTO CANADA FOR CONSUMPTION

Commodities and Countries from which Imported	MONTH OF NOVEMBER 1960		ELEVEN MONTHS ENDED NOVEMBER 1960		Class Number
	Quantities	Values (\$)	Quantities	Values (\$)	
86 SWITZRLND		2046		2631	
355 ISRAEL				1271	
559 JAPAN		140		5988	
990 U STATES		206192		2283625	
		212480		2351626	
ALABASTER SPAR AMBER ORNAMENTS					9255
1 U KINGDOM		16913		218787	
43 AUSTRIA		2812		14434	
44 BELG LUX				593	
49 DENMARK		1154		6618	
54 FRANCE		2951		31422	
55 GERMANY W		11512		193293	
67 ITALY		8410		69822	
73 NETHRLNDS				324	
85 SWEDEN		354		2796	
86 SWITZRLND		64		642	
246 CZECHO S		1391		4091	
258 GERMANY E		17062		105994	
262 HUNGARY				205	
277 POLAND		3649		74017	
516 HONG KONG		46000		439773	
519 INDIA				1008	
553 CHINA COM				4873	
559 JAPAN		106234		577065	
874 MEXICO		88		554	
990 U STATES		53646		454650	
		272260		2200961	
MACHINE CARD CLOTHING					9256
1 U KINGDOM		8725		180574	
44 BELG LUX				3514	
55 GERMANY W				14021	
67 ITALY		421		421	
990 U STATES		10457		102686	
		19603		301216	
PENCILS BLACK LEAD N O P					9257
1 U KINGDOM	GROSS	1551	3390	10823	28534
49 DENMARK				12	154
55 GERMANY W				11886	34602
246 CZECHO S	1040	1358	9492	12084	
553 CHINA COM			3599	1681	
559 JAPAN	655	732	15589	12353	
990 U STATES	800	2283	10087	29106	
	4046	7763	61488	118514	
PENCILS MECHANICAL					9258
1 U KINGDOM		109		4568	
49 DENMARK		541		2693	
54 FRANCE				994	
55 GERMANY W		987		4222	
85 SWEDEN				364	
559 JAPAN		580		6132	
990 U STATES		6653		63665	
		8870		82638	
PENS FOUNTAIN EXCPT BALL POINT					9259
1 U KINGDOM		5285		13110	
55 GERMANY W		427		3926	
67 ITALY		18500		108231	
73 NETHRLNDS				1233	
516 HONG KONG				1195	
553 CHINA COM				95	
559 JAPAN				3023	
990 U STATES		991		32346	
		25203		163159	
PENS N O P PENHOLDERS RULERS					9260
1 U KINGDOM		1874		34927	
54 FRANCE		218		1162	
55 GERMANY W		3751		18693	
67 ITALY		456		11503	
73 NETHRLNDS				5990	
516 HONG KONG				1235	
559 JAPAN		881		20690	
990 U STATES		22944		192380	
		30124		286580	
PRECIOUS STONES NOT MOUNTED					9262
1 U KINGDOM		30065		316455	
43 AUSTRIA		54065		358364	
44 BELG LUX				7390	
54 FRANCE		2576		62824	
55 GERMANY W		46739		341362	
67 ITALY		385		2446	
73 NETHRLNDS		246		9299	
82 SPAIN				3630	
86 SWITZRLND		614		30025	
246 CZECHO S		8427		136832	
516 HONG KONG		5709		45171	
519 INDIA				16129	
545 BURMA				1976	
553 CHINA COM		513		2517	
559 JAPAN		56044		627966	
583 THAILAND		129		3092	
614 AUSTRALIA		222		10092	
752 BRAZIL		59		1074	
758 COLOMBIA				12501	
874 MEXICO		2050		12053	
990 U STATES		49547		640874	
		257390		2642072	

IMPORTS INTO CANADA FOR CONSUMPTION

191

Commodities and Countries from which Imported	MONTH OF NOVEMBER 1960		ELEVEN MONTHS ENDED NOVEMBER 1960		Class Number	
	Quantities	Values (\$)	Quantities	Values (\$)		
PULLEYS BELT POWER TRANS NOP 1 U KINGDOM 55 GERMANY W 85 SWEDEN 990 U STATES		1669		30809 1708 77 666741	9263	
		49922		699335		
		51591		699335		
SHOW CASES AND METAL PARTS 1 U KINGDOM 55 GERMANY W 73 NETHRLNDS 990 U STATES		66		1571 7561 950	9265	
		35265		332763		
		35331		342845		
SIGNS LETTERS OTHER THAN PAPER 1 U KINGDOM 44 BELG LUX 54 FRANCE 55 GERMANY W 73 NETHRLNDS 85 SWEDEN 86 SWITZRLND 559 JAPAN 990 U STATES		3961		33605 8764 2429 5024 116 1977 786 1278	9266	
		72164		871251		
		77399		925230		
MEASURING RULES AND TAPES 1 U KINGDOM 49 DENMARK 54 FRANCE 55 GERMANY W 73 NETHRLNDS 86 SWITZRLND 246 CZECHO S 516 HONG KONG 559 JAPAN 990 U STATES		7933		102690 158 368 31690 5276 2891 321 1135 14878	9267	
		41743		449686		
		55130		609093		
WASTE AND JUNK N O P 1 U KINGDOM 990 U STATES	CWT		3003	12194	9269	
		142290	16897	3687022	188479	
		142290	16897	3690025	200673	
WAX VEGETABLE AND MINERAL NOP 1 U KINGDOM 55 GERMANY W 258 GERMANY E 752 BRAZIL 874 MEXICO 990 U STATES	LB	4592 8249 45378	2572 3855 32820	7177 78400 59535 322932 17890 1282420	5209 39795 7988 238366 10130 878643	9270
		94704	62627	1768354	1180131	
		152923	101874	1768354	1180131	
WAX AND MANUFACTURES N O P 1 U KINGDOM 55 GERMANY W 67 ITALY 86 SWITZRLND 427 UN SO AFR 990 U STATES		387 20159		4940 78461 596 2119 50934	9271	
		18632		295525		
		60091		432575		
PREFAB BLDGS PANELS STRUCTURES 1 U KINGDOM 55 GERMANY W 67 ITALY 76 NORWAY 990 U STATES		251553		1103470 2571 928993	9273	
		132924		9712		
		9712		3176620		
		314607		5221366		
		709631				
UNENUMERATED ARTICLES 990 U STATES				180442	9274	
				180442		
SHIPMENTS UNDER 50 DOLLARS 1 U KINGDOM 19 MALTA 43 AUSTRIA 44 BELG LUX 49 DENMARK 53 FINLAND 54 FRANCE 55 GERMANY W 59 GREECE 63 ICELAND 64 IRELAND 67 ITALY 73 NETHRLNDS 76 NORWAY 78 PORTUGAL 82 SPAIN 85 SWEDEN 86 SWITZRLND 245 BULGARIA 246 CZECHO S 258 GERMANY E 262 HUNGARY 277 POLAND 279 ROUMANIA 287 U S S R 288 YUGO SLAV 316 CYPRUS 319 KUWAIT 347 IRAN 352 IRAQ		112644		1202878 133 28728 36696 41880 4289 175131 373801 8413 188 4259 104459 97544 15608 9443 13024 46774 66233 355 9632 3785 5480 6739 1125 1829 1728 80 15 180 16	9275	
		2774		28728		
		5352		36696		
		3867		41880		
		849		4289		
		15683		175131		
		38331		373801		
		637		8413		
		107		188		
		332		4259		
		11756		104459		
		10203		97544		
		2655		15608		
		1536		9443		
		1199		13024		
		4662		46774		
		8030		66233		
		147		355		
		1482		9632		
		361		3785		
		482		5480		
		961		6739		
		271		1125		
		44		1829		
		48		1728		
		76		80		
				15		
		111		180		
		3		16		

IMPORTS INTO CANADA FOR CONSUMPTION

Commodities and Countries from which Imported	MONTH OF NOVEMBER 1960		ELEVEN MONTHS ENDED NOVEMBER 1960		Class Number
	Quantities	Values (\$)	Quantities	Values (\$)	
355 ISRAEL		387		3378	
358 JORDAN		25		340	
363 LEBANON		10		1376	
366 LIBYA		23		173	
377 SUDAN				94	
382 TURKEY				129	
385 UAR EGYPT		335		1342	
386 UAR SYRIA				554	
414 GHANA				342	
415 KENYA		388		1951	
418 NIGERIA		27		127	
422 RHOD NYAS		118		251	
425 TANGANYKA		135		693	
426 UGANDA		10		10	
427 UN SO AFR		363		7162	
429 B AFR NES		82		265	
443 ALGERIA		95		617	
446 ANGOLA				4	
449 BEL CONGO		62		192	
454 FR EQ AFR				104	
457 FR W AFR				120	
462 FR AF NES		105		278	
465 GUINEA				125	
473 MOROCCO		30		295	
513 CEYLON		46		421	
516 HONG KONG		8424		99812	
519 INDIA		1162		10268	
524 MALAYA		35		1327	
527 PAKISTAN		378		1797	
529 B E I NES				238	
545 BURMA				153	
548 CAMB LADS				10	
553 CHINA COM		339		3669	
556 INDONESIA				181	
559 JAPAN		23587		266022	
564 KOREA				59	
567 PHIL		9		1923	
578 TAIWAN		1010		2590	
583 THAILAND		95		1043	
586 VIETNAM				58	
614 AUSTRALIA		1175		11872	
617 FIJI				73	
622 NEW ZEAL		212		1069	
716 B GUIANA		335		2958	
744 ARGENTINA		87		890	
752 BRAZIL		103		1407	
755 CHILE		10		4316	
758 COLOMBIA				595	
763 ECUADOR		39		935	
774 PERU		23		821	
782 URUGUAY				207	
785 VENEZUELA		6		170	
813 BAHAMAS		196		1028	
815 BERMUDA		543		6584	
817 B HOND		185		2097	
822 BARBADOS		83		1377	
824 JAMAICA		168		3940	
826 LEEW WIND				149	
828 TRINIDAD		152		1374	
845 C RICA		370		443	
848 CUBA		397		4328	
855 DOM REP				166	
857 EL SALVD				93	
864 GUATEMALA		188		2169	
867 HAITI		45		874	
869 HONDURAS		97		1108	
874 MEXICO		1587		18580	
879 NICARAGUA				1	
883 PANAMA		231		384	
886 P RICO		659		5854	
949 GREENLAND				18	
954 ST PIERRE		180		1621	
990 U STATES		4524058		46537188	
		4793012		49284627	

IMPORTS INTO CANADA FOR CONSUMPTION

Commodities and Countries from which Imported	MONTH OF NOVEMBER 1960		ELEVEN MONTHS ENDED NOVEMBER 1960		Class Number
	Quantities	Values (\$)	Quantities	Values (\$)	
<u>GROUP 10</u>					
SPECIAL TRANSACTIONS NON TRADE					
GOLD UNREFINED	TR 02				
990 U STATES			15516	363224	9905
GOLD REFINED	TR 02		15516	363224	9925
1 U KINGDOM	30308	1094516	36737	1333489	
54 FRANCE	3213	114615	3213	114615	
55 GERMANY W			84	2878	
86 SWITZRLND	16116	566990	17663	618139	
813 BAHAMAS	8047	286215	62735	2155271	
990 U STATES	1607	49198	4765	169162	
GOLD COIN	59291	2111534	125197	4393554	9945
1 U KINGDOM		97362		208287	
86 SWITZRLND		19662		153623	
990 U STATES				5262	
CURRENT COIN N O P		117024		367172	9965
1 U KINGDOM		99		597	
54 FRANCE				100	
86 SWITZRLND				1052	
519 INDIA				717	
874 MEXICO				1949	
990 U STATES		78962		749737	
IMPORTS FOR DIPLOMATS ETC		79061		754152	9980
1 U KINGDOM		2334618		6645715	
43 AUSTRIA		2000		10985	
44 BELG LUX		14941		532250	
49 DENMARK		3458		24566	
53 FINLAND		186		10923	
54 FRANCE		220846		2699960	
55 GERMANY W		614506		3297111	
59 GREECE		9000		58944	
63 ICELAND				6	
64 IRELAND				3485	
67 ITALY		13283		104403	
73 NETHRLNDS		11528		124667	
76 NORWAY		228		36611	
78 PORTUGAL		34550		44668	
82 SPAIN		2812		33202	
85 SWEDEN		1211		13030	
86 SWITZRLND		3186		41650	
246 CZECHO S		3898		31411	
277 POLAND		542		5623	
287 U S S R		2274		24158	
288 YUGO SLAV		250		7710	
319 KUWAIT				6500	
347 IRAN		113		544	
355 ISRAEL		3076		16780	
363 LEBANON		3267		4972	
382 TURKEY		450000		450488	
385 UAR EGYPT		5167		91454	
386 UAR SYRIA				2000	
414 GHANA				145	
427 UN SO AFR		400		17001	
429 B AFR NES		3750		11870	
449 BEL CONGO		2950		11380	
473 MOROCCO				2000	
513 CEYLON		1300		5950	
516 HONG KONG				8632	
519 INDIA		7779		35789	
524 MALAYA				1730	
527 PAKISTAN		3661		20318	
553 CHINA COM				185	
556 INDONESIA		7575		16203	
559 JAPAN		1338		68346	
567 PHIL		300		8322	
586 VIET NAM		920		11132	
614 AUSTRALIA				15899	
622 NEW ZEAL		339		54940	
716 B GUIANA				7	
744 ARGENTINA		184		13612	
752 BRAZIL		5858		18435	
755 CHILE				789	
758 COLOMBIA				1221	
763 ECUADOR				500	
774 PERU		6550		11511	
785 VENEZUELA		213441		305838	
815 BERMUDA				188	
822 BARBADOS				798	
824 JAMAICA		110		7516	
828 TRINIDAD		300		2651	
848 CUBA		1075		6204	
855 DOM REP		150		682	
867 HAITI				1956	
874 MEXICO		239		6822	
883 PANAMA				250	
886 P RICO		81		4660	
949 GREENLAND				835	

IMPORTS INTO CANADA FOR CONSUMPTION

Commodities and Countries from which Imported	MONTH OF NOVEMBER 1960		ELEVEN MONTHS ENDED NOVEMBER 1960		Class Number
	Quantities	Values (\$)	Quantities	Values (\$)	
954 ST PIERRE		3 000		5 421	
990 U STATES		2353555		36860867	
SETTLERS EFFECTS		6349795		51864421	9982
1 U KINGDOM		291811		2424763	
15 GIBRALTAR		300		300	
19 MALTA		200		8405	
43 AUSTRIA		5950		67809	
44 BELG LUX		23346		187694	
49 DENMARK		12415		154633	
53 FINLAND		7780		66990	
54 FRANCE		26783		355225	
55 GERMANY W		144551		1517612	
59 GREECE		4625		33959	
63 ICELAND				200	
64 IRELAND		400		27827	
67 ITALY		42237		281940	
73 NETHERLANDS		82014		1839382	
76 NORWAY		5760		46423	
78 PORTUGAL		1675		36614	
82 SPAIN		500		5605	
85 SWEDEN		1165		158567	
86 SWITZERLAND		17763		169801	
246 CZECHOSLOVAKIA		150		4226	
262 HUNGARY		5275		34555	
277 POLAND		5135		60887	
279 ROMANIA		500		4465	
287 U S S R		1000		3575	
288 YUGOSLAVIA		2035		13826	
316 CYPRUS		300		300	
329 BERMUDA				425	
344 ETHIOPIA				2200	
347 IRAN		3075		10835	
352 IRAQ		1500		3880	
355 ISRAEL		5105		59990	
358 JORDAN				460	
363 LEBANON		900		45895	
366 LIBYA				925	
369 SAUDI ARABIA				5400	
382 TURKEY		2450		24253	
385 UAR EGYPT		2000		7160	
414 GHANA		1500		3830	
415 KENYA		4320		12855	
418 NIGERIA				670	
422 RHODOS		300		9394	
425 TANGANYIKA		7800		9800	
427 UNION OF SOUTH AFRICA		9415		116356	
429 BAHAMAS		225		2492	
443 ALGERIA				6800	
449 BELGIUM		2031		4820	
462 FRANCE				100	
468 LIBERIA				450	
473 MOROCCO				16543	
476 MOZAMBIQUE				500	
479 PORTUGAL				286	
513 CEYLON				4185	
516 HONG KONG		2906		87183	
519 INDIA		4260		66719	
524 MALAYA		350		29321	
527 PAKISTAN		3602		45541	
529 BERMUDA				2070	
545 BURMA				4588	
548 CAMBODIA				2200	
553 CHINA				1300	
556 INDONESIA		2490		21192	
559 JAPAN		3160		46484	
567 PHILIPPINES				22608	
578 TAIWAN				800	
583 THAILAND				1315	
586 VIETNAM		140		966	
614 AUSTRALIA		13950		95832	
617 FIJI				580	
622 NEW ZEALAND		3250		28128	
654 FRANCE				460	
716 BAHAMAS		6533		14060	
744 ARGENTINA		625		38055	
747 BOLIVIA				1417	
752 BRAZIL		10270		90235	
755 CHILE		1000		8750	
758 COLOMBIA				27615	
763 ECUADOR				8650	
769 PARAGUAY				300	
774 PERU		200		18162	
782 URUGUAY		4478		10083	
785 VENEZUELA		7295		137063	
813 BAHAMAS		1000		13256	
815 BERMUDA		1827		34684	
817 BAHAMAS				925	
822 BARBADOS				5820	
824 JAMAICA		500		44515	
826 LEeward Islands		75		6400	
828 TRINIDAD		1200		26970	
845 CUBA				3110	
848 CUBA		4000		8013	
855 DOMINICAN REPUBLIC				8345	
864 GUATEMALA				3207	

IMPORTS INTO CANADA FOR CONSUMPTION

Commodities and Countries from which Imported	MONTH OF NOVEMBER 1960		ELEVEN MONTHS ENDED NOVEMBER 1960		Class Number
	Quantities	Values (\$)	Quantities	Values (\$)	
867 HAITI				6890	
874 MEXICO		15509		41613	
876 NETH ANT		1500		14223	
879 NICARAGUA				2300	
883 PANAMA				300	
886 P RICO				747	
954 ST PIERRE				2019	
990 U STATES		1561959		19783309	
		2376370		28674410	
PRIVATE DONATIONS AND GIFTS					9984
1 U KINGDOM		22332		134975	
43 AUSTRIA				3707	
44 BELG LUX		2850		5764	
49 DENMARK		485		3872	
53 FINLAND				712	
54 FRANCE				12581	
55 GERMANY W		6171		32741	
59 GREECE				131	
64 IRELAND				3522	
67 ITALY				2248	
73 NETHRLNDS		1410		16169	
76 NORWAY		1994		5104	
78 PORTUGAL				110	
82 SPAIN				150	
85 SWEDEN		50		2155	
86 SWITZRLND		200		2552	
246 CZECHO S				393	
258 GERMANY E				10	
262 HUNGARY				164	
277 POLAND				124	
287 U S S R				123	
288 YUGO SLAV				57	
355 ISRAEL				56	
363 LEBANON				78	
382 TURKEY				25	
385 UAR EGYPT				567	
414 GHANA				20	
415 KENYA				54	
422 RHOD NYAS				930	
427 UN SO AFR				1530	
449 BEL CONGO				23	
473 MOROCCO				10	
513 CEYLON				3	
516 HONG KONG				4069	
519 INDIA				1313	
524 MALAYA				47	
527 PAKISTAN		53		336	
553 CHINA COM				5	
556 INDONESIA				40	
559 JAPAN		1584		2684	
564 KOREA				40	
575 PT AS NES				2	
578 TAIWAN				56	
586 VIET NAM		75		241	
614 AUSTRALIA				1017	
622 NEW ZEAL		100		808	
716 B GUIANA		350		661	
744 ARGENTINA				3016	
752 BRAZIL				12	
755 CHILE				10	
758 COLOMBIA				15	
774 PERU				39	
777 SURINAM				5	
785 VENEZUELA				232	
813 BAHAMAS				6845	
815 BERMUDA		674		4746	
822 BARBADOS				1046	
824 JAMAICA				53	
826 LEEW WIND				3	
828 TRINIDAD				80	
848 CUBA				2	
874 MEXICO				175	
886 P RICO				12	
954 ST PIERRE				22	
990 U STATES		26089		706592	
		64417		964884	
TOURIST PURCHASES DUTY FREE					9986
1 U KINGDOM		464613		3941597	
15 GIBRALTAR				617	
19 MALTA		321		2260	
43 AUSTRIA		11826		108286	
44 BELG LUX		8189		44625	
49 DENMARK		19182		113420	
53 FINLAND		1610		17894	
54 FRANCE		100030		769506	
55 GERMANY W		106399		802951	
59 GREECE		3949		23076	
63 ICELAND		792		2787	
64 IRELAND		17873		129521	
67 ITALY		71327		671407	
73 NETHRLNDS		31818		301477	
76 NORWAY		5822		44253	
78 PORTUGAL		6678		45248	
82 SPAIN		11278		83806	
85 SWEDEN		7479		44069	
86 SWITZRLND		32228		289551	

IMPORTS INTO CANADA FOR CONSUMPTION

Commodities and Countries from which Imported	MONTH OF NOVEMBER 1960		ELEVEN MONTHS ENDED NOVEMBER 1960		Class Number
	Quantities	Values (\$)	Quantities	Values (\$)	
245 BULGARIA				287	
246 CZECHOS		641		21911	
262 HUNGARY		960		3503	
277 POLAND		2643		20322	
279 ROUMANIA		182		427	
287 U S S R		497		10219	
288 YUGO SLAV		354		3760	
329 B M E NES				450	
347 IRAN		686		2164	
352 IRAQ		283		313	
355 ISRAEL		9673		84070	
358 JORDAN		576		1050	
363 LEBANON		650		6098	
366 LIBYA		76		261	
382 TURKEY				502	
385 UAR EGYPT		7843		96308	
386 UAR SYRIA		283		1170	
414 GHANA		370		443	
415 KENYA		564		784	
418 NIGERIA		262		946	
422 RHOD NYAS		62		593	
427 UN SO AFR		1049		1049	
429 B AFR NES		1251		17448	
443 ALGERIA				81	
468 LIBERIA				149	
473 MOROCCO		676		2128	
513 CEYLON		27		1000	
516 HONG KONG		24046		216213	
519 INDIA		2093		22544	
524 MALAYA				1007	
527 PAKISTAN		901		3015	
548 CAMB LAOS				165	
553 CHINA COM				445	
559 JAPAN		21320		277533	
564 KOREA				285	
567 PHIL		277		277	
578 TAIWAN		777		5639	
583 THAILAND		568		1028	
586 VIET NAM		327		3319	
614 AUSTRALIA		3182		32059	
617 FIJI		77		1363	
622 NEW ZEAL		1570		8921	
654 FR NE OCE		126		126	
716 B GUIANA		116		1282	
744 ARGENTINA		691		10779	
747 BOLIVIA		585		2055	
752 BRAZIL		899		26876	
755 CHILE		276		1600	
758 COLOMBIA		837		2280	
763 ECUADOR		120		393	
774 PERU		598		17833	
777 SURINAM		50		50	
782 URUGUAY		339		785	
785 VENEZUELA		856		8922	
813 BAHAMAS		11441		165555	
815 BERMUDA		23214		345953	
822 BARBADOS		4813		67498	
824 JAMAICA		11656		244820	
826 LEEW WIND		98		5436	
828 TRINIDAO		949		16626	
845 C RICA				183	
848 CUBA		669		12573	
855 DOM REP		59		109	
862 FR WIND				50	
864 GUATEMALA		65		2104	
867 HAITI		1019		27819	
874 MEXICO		28298		421157	
876 NETH ANT		699		25516	
879 NICARAGUA				320	
883 PANAMA		375		9720	
886 P RICO		442		27107	
887 VIRGIN IS		1000		8043	
949 GREENLAND		251		11362	
954 ST PIERRE		1702		62176	
990 U STATES		5985979		66522278	
		7064382		76336986	
IMPORTS FOR EXHIB COMPETITION					9988
1 U KINGDOM		50907		1641809	
54 FRANCE				91325	
55 GERMANY W		4022		207222	
67 ITALY		1200		244960	
73 NETHRLNDS				7833363	
82 SPAIN				17000	
85 SWEDEN				2000	
86 SWITZRLND				85377	
245 BULGARIA				1000	
246 CZECHOS				60468	
287 U S S R				276150	
288 YUGO SLAV		35000		35000	
363 LEBANON		1200		1200	
427 UN SO AFR		30776		30776	
559 JAPAN				74448	
614 AUSTRALIA				3076	
752 BRAZIL				20000	
774 PERU				4800	
826 LEEW WIND				22256	

IMPORTS INTO CANADA FOR CONSUMPTION

197

Commodities and Countries from which Imported	MONTH OF NOVEMBER 1960		ELEVEN MONTHS ENDED NOVEMBER 1960		Class Number
	Quantities	Values (\$)	Quantities	Values (\$)	
874 MEXICO		376307		376546	
883 PANAMA		15000		15000	
990 U STATES		514231		8679151	
		1028643		19722927	
MOTION PICT FILM NOT SOLD EXP	FT				9990
1 U KINGDOM	24359	2484	313416	20911	
44 BELG LUX			73324	2645	
54 FRANCE	81175	4693	471833	30822	
55 GERMANY W	4472	591	17527	1634	
73 NETHRLNDS			600	744	
85 SWEDEN			590	165	
385 UAR EGYPT			142640	16900	
559 JAPAN			5000	320	
614 AUSTRALIA	7924	458	22899	1622	
815 BERMUDA			3700	240	
822 BARBADOS			1300	327	
874 MEXICO			350	900	
954 ST PIERRE	12921	900	126418	14214	
990 U STATES	1247181	128645	9811698	1365654	
	1378032	137771	10991295	1457098	
PHOTO FILM PLATES NOT SOLD EXP					9992
1 U KINGDOM		110		5532	
54 FRANCE				890	
73 NETHRLNDS				385	
385 UAR EGYPT				2000	
815 BERMUDA				100	
828 TRINIDAD				1014	
990 U STATES		2763		62457	
		2873		72376	

Value, Price and Volume Indexes of Imports for Consumption

The following table gives index numbers of the declared (statistical) value of imports for consumption by months, and of the unit value (price) and volume of these imports. The value index expresses the value of imports in a given month as a percentage of the monthly average in the base year. The price index is of the fixed-weight aggregative (Laspeyres) type, and combines unit values calculated from the monthly import statistics with specified wholesale or other price quotations. These latter quotations are used where inadequate quantity reporting or insufficiently homogeneous items in the trade statistics prevent the obtaining of sufficiently representative unit value series. The volume index is derived by dividing the value index by the corresponding price index, and is, therefore, of the currently-weighted (Paasche) type. These indexes are computed with 1948 as an interim reference base pending conversion to the Bureau's official post-war reference base (1949).

In computing the price index certain adjustments were made to the regular grouping of commodities used in the trade statistics, and all three indexes are presented on the basis of these adjusted groups. The chief adjustments are as follows: the two groups "agricultural and vegetable products" and "animals and animal products" have been combined into one group now titled "agricultural and animal products"; the sub-group "rubber and its products" (1678-1732) and the item "advertising matter" (4291) have been transferred to the "miscellaneous products" group; three "ships" items (9155-57) have been transferred to the "iron and steel and their products" group; and a few other adjustments designed to improve group classification by component material have been made. Beginning with statistics for January, 1960, the trade totals used for the purpose of all three indexes are also adjusted for "Special Transactions - Non-Trade" as described in the blue pages of the January, 1960, issue of this report. It should be noted that the item "arms, etc., British or N.A.T.O. countries" (9196) was already being deducted for index purposes from the "miscellaneous products" group and from the grand total prior to January, 1960.

These indexes are currently computed from the original data for months, quarters and calendar years. Approximate indexes for other periods may be obtained by averaging the monthly values. Although such indexes will be less accurate than would result from a separate computation based on the original data, the margin of error is insufficient to necessitate a lengthy separate computation.

A complete record of these series by months for the post-war period is published in issues of Volume I of the annual report "Trade of Canada". Some additional commodity information appears in issues of the "Review of Foreign Trade". Details of the computation of the price indexes are given in D.B.S. Reference Paper, No. 8, 1950, titled "Export and Import Price Indexes by Months, July, 1945- June, 1950 (1948 = 100)".

MONTHLY INDEX NUMBERS OF DECLARED VALUES, PRICES AND PHYSICAL VOLUME OF IMPORTS FOR CONSUMPTION, BY GROUPS

Interim base, 1948 = 100

Month	Total			Agricultural and Animal Products			Fibres and Textiles			Wood Products and Paper		
	1958	1959	1960	1958	1959	1960	1958	1959	1960	1958	1959	1960
INDEX OF DECLARED VALUES												
1	January	178.4	184.8	183.1	148.9	153.2	131.0	111.0	121.3	292.9	316.5	321.1
2	February	164.1	174.9	207.5	133.7	133.0	149.7	101.7	109.0	134.8	289.0	355.2
3	March	191.9	198.3	217.2	151.6	152.0	159.8	120.1	111.2	134.9	357.1	344.2
4	April	200.2	237.2	218.6	181.8	187.5	187.0	120.8	135.0	126.0	298.0	374.9
5	May	217.2	231.9	236.5	209.4	216.6	215.5	115.1	131.2	134.8	313.3	356.4
6	June	200.0	234.9	223.0	181.6	191.7	193.9	106.4	125.4	126.5	330.2	383.9
7	July	191.2	219.3	194.2	170.5	176.1	162.2	109.3	118.5	122.1	315.1	350.1
8	August	169.8	195.9	203.8	177.2	169.6	179.1	102.3	113.9	127.6	307.4	406.0
9	September	187.1	205.6	195.9	164.7	190.6	167.7	95.4	117.2	105.6	339.3	421.7
10	October	220.6	220.2	205.0	222.8	201.8	200.8	118.7	118.0	110.7	375.1	423.5
11	November	203.8	220.1	235.3	204.1	225.0	249.1	117.2	128.3	129.6	328.4	391.4
12	December	190.5	201.8		186.4	198.3		107.7	119.2		313.7	353.6
AI	Annual Index	192.9	210.4		177.7	182.9		110.5	119.8		321.6	373.1
INDEX OF PRICES												
1	January	119.3	114.9	114.8	101.7	91.4	88.8	95.1	83.7	87.6	139.8	140.0
2	February	119.1	115.8	114.7	101.6	91.2	88.9	95.6	83.8	87.3	139.2	140.5
3	March	118.6	115.7	114.1	101.8	93.7	89.8	93.9	83.4	87.3	138.8	140.2
4	April	117.5	115.0	116.0	102.8	92.4	91.6	89.1	79.9	86.4	138.4	140.0
5	May	116.7	114.7	116.8	103.6	93.4	90.4	84.3	80.6	87.0	138.1	139.7
6	June	115.3	114.7	118.1	101.3	93.4	93.0	83.7	81.0	88.0	137.5	139.6
7	July	114.8	114.2	117.6	101.3	91.7	91.3	82.3	80.5	88.7	138.4	139.7
8	August	115.3	114.1	116.6	102.0	91.1	92.1	82.2	82.3	88.6	138.3	139.5
9	September	116.3	113.8	117.0	101.2	92.5	92.9	83.9	82.6	89.0	139.3	139.3
10	October	116.7	113.5	116.7r	104.1	93.2	93.9r	83.0	81.7	89.4r	139.0	138.8
11	November	115.8	113.5	116.3	99.2	90.4	94.6	81.8	83.4	89.6	139.4	139.2
12	December	114.8	114.2		93.7	89.1		83.0	85.5		138.4	139.4
AI	Annual Index	116.5	114.4		100.3	91.3		86.6	82.3		138.7	139.7
INDEX OF PHYSICAL VOLUME												
1	January	149.5	160.8	159.5	146.4	167.6	147.5	116.7	132.6	138.5	209.5	226.1
2	February	137.8	151.0	180.9	131.6	145.8	168.4	106.4	130.1	154.4	207.6	252.8
3	March	161.8	171.4	190.4	148.9	162.2	178.0	127.9	133.3	154.5	257.3	245.5
4	April	170.4	206.3	188.4	176.8	202.9	204.1	135.6	169.0	145.8	215.3	267.8
5	May	186.1	202.2	202.5	202.1	231.9	238.4	136.5	162.8	154.9	226.9	255.1
6	June	173.5	204.8	188.8	179.3	205.2	208.5	127.1	154.8	143.8	240.1	275.0
7	July	166.6	192.0	165.1	168.3	192.0	177.7	132.8	147.2	137.7	227.7	250.6
8	August	147.3	171.7	174.8	173.7	186.2	194.5	124.5	138.4	144.0	222.3	291.0
9	September	160.9	180.7	167.4	162.7	206.1	180.5	113.7	141.9	118.7	243.6	302.7
10	October	189.0	194.0	175.7r	214.0	216.5	213.8r	143.0	144.4	123.8r	269.9	305.1
11	November	176.0	193.9	202.3	205.7	248.9	263.3	143.3	153.8	144.6	235.6	281.2
12	December	165.9	176.7		198.9	222.6		129.8	139.4		226.7	253.7
AI	Annual Index	165.6	183.9		177.2	200.3		127.6	145.6		231.9	267.1

r - revised

MONTHLY INDEX NUMBERS OF DECLARED VALUES, PRICES AND PHYSICAL VOLUME OF IMPORTS FOR CONSUMPTION, BY GROUPS

Interim base, 1948 = 100

Iron and Steel and their Products			Non-Ferrous Metals and their Products			Non-Metallic Minerals and their Products			Chemicals and Fertilizers			Miscellaneous Products			
1958	1959	1960	1958	1959	1960	1958	1959	1960	1958	1959	1960	1958	1959	1960	
INDEX OF DECLARED VALUES															
223.5	238.0	249.6	259.5	249.2	264.5	101.1	104.8	93.6	210.1	225.1	230.1	348.8	346.8	309.3	1
203.3	220.7	281.5	251.2	245.5	299.8	94.5	94.9	91.8	195.9	240.6	253.7	311.9	333.6	418.5	2
253.0	264.7	300.3	279.6	287.7	323.2	90.3	100.3	97.3	238.1	280.8	284.5	375.7	367.8	391.3	3
268.1	331.1	296.2	281.2	326.9	295.1	87.7	102.0	89.9	263.3	297.6	299.1	375.5	490.1	458.6	4
274.7	313.7	312.5	314.6	285.3	330.6	116.2	115.3	111.8	284.5	304.4	322.2	406.3	398.7	422.9	5
248.8	325.2	289.9	313.2	340.5	302.9	111.7	112.5	115.1	269.2	308.2	322.3	354.8	411.1	396.1	6
226.1	298.4	239.8	281.0	300.7	270.5	127.9	122.4	113.2	236.0	260.6	256.7	341.8	390.8	365.3	7
181.1	217.3	221.8	249.7	374.2	338.9	111.9	121.3	131.3	227.5	255.6	287.1	304.1	331.1	383.7	8
220.5	233.7	219.0	285.7	315.6	317.1	125.5	131.9	126.8	241.6	264.2	288.2	337.0	358.1	382.3	9
253.6	260.6	237.1	317.7	339.4	310.5	138.9	132.8	114.6	277.6	310.0	294.1	414.6	377.2	394.4	10
241.1	249.1	267.1	309.8	326.2	340.5	119.9	131.3	129.2	266.4	313.4	328.3	348.2	382.2	490.8	11
231.5	242.8		253.8	288.3		119.0	119.0		230.3	248.5		331.8	343.5		12
235.4	266.3		283.1	306.6		112.1	115.7		245.0	275.7		354.2	377.6		AI
INDEX OF PRICES															
145.2	144.9	144.6	134.1	134.2	136.7	108.9	103.4	99.1	112.6	112.6	110.0	110.1	111.0	125.1	1
144.7	147.1	144.2	135.9	135.2	137.4	107.8	104.4	98.9	113.4	111.1	110.0	109.7	111.7	125.9	2
144.4	146.1	144.1	133.8	135.2	136.9	108.0	103.4	96.3	112.4	111.2	109.6	109.2	112.4	125.0	3
143.1	145.2	145.9	129.3	135.1	138.4	108.6	104.8	100.7	111.5	111.8	110.5	108.0	111.6	126.2	4
142.4	144.7	147.8	131.9	135.1	139.7	108.0	102.3	100.5	111.1	112.4	111.7	106.2	113.8	128.6	5
141.6	143.8	148.7	131.3	134.7	139.8	105.3	103.2	102.1	111.9	110.9	112.2	105.5	114.7	131.8	6
141.2	143.5	148.1	131.6	135.4	137.8	104.9	101.9	101.5	112.4	111.2	113.5	102.4	118.0	132.0	7
141.9	143.2	146.4	132.7	135.1	138.0	104.9	101.6	99.2	112.3	110.9	113.3	103.9	118.1	130.7	8
143.7	142.8	146.8	133.8	134.5	137.6	105.4	99.6	100.8	114.2	111.4	112.8	105.5	118.8	127.0	9
143.6	142.4	147.5	133.9	134.9	139.5r	106.3	98.6	98.3r	113.3	109.6	113.4	105.3	119.6	121.3r	10
143.3	143.4	146.2	131.9	135.3	138.2	106.8	98.2	98.5	111.7	110.0	112.3	107.7	120.2	120.1	11
142.9	143.6		132.8	135.6		105.7	99.7		110.5	109.9		109.2	122.5		12
143.1	144.2		132.8	135.1		106.5	101.8		112.7	110.9		106.9	116.3		AI
INDEX OF PHYSICAL VOLUME															
153.9	164.3	172.6	193.5	185.7	193.5	92.8	101.4	94.5	186.6	199.9	209.2	316.8	312.4	247.2	1
140.5	150.0	195.2	184.8	181.6	218.2	87.7	90.9	92.8	172.8	216.6	230.6	284.3	298.7	332.4	2
175.2	181.2	208.4	209.0	212.8	236.1	83.6	97.0	101.0	211.8	252.5	259.6	344.0	327.2	313.0	3
187.4	228.0	203.0	217.5	242.0	213.2	80.8	97.3	89.3	236.1	266.2	270.7	347.7	439.2	363.4	4
192.9	216.8	211.4	238.5	211.2	236.6	107.6	112.7	111.2	256.1	270.8	288.5	382.6	350.4	328.8	5
175.7	226.1	195.0	238.5	252.8	216.7	106.1	109.0	112.7	240.6	277.9	287.3	336.3	358.4	300.5	6
160.1	207.9	161.9	213.5	222.1	196.3	121.9	120.1	111.5	210.0	234.4	226.2	333.8	331.2	276.7	7
127.6	151.7	151.5	188.2	277.0	245.6	106.7	119.4	132.4	202.6	230.5	253.4	292.7	280.4	293.6	8
153.4	163.7	149.2	213.5	234.6	230.5	119.1	132.4	125.8	211.6	237.2	255.5	319.4	301.4	301.0	9
176.6	183.0	160.7	237.3	251.6	222.6r	130.7	134.7	116.6r	245.0	282.8	259.3	393.7	315.4	325.1r	10
168.2	173.7	182.7	234.9	241.1	246.4	112.3	133.7	131.2	238.5	284.9	292.3	323.3	318.0	408.7	11
162.0	169.1		191.1	212.6		112.6	119.4		208.4	226.1		303.8	280.4		12
164.5	184.7		213.2	226.9		105.3	113.7		217.4	248.6		331.3	324.7		AI

CATALOGUE No.

65-007

MONTHLY



CANADA

APR - 7 1961

TRADE OF CANADA

IMPORTS

DECEMBER, 1960

AND

TWELVE MONTHS ENDED DECEMBER, 1960

DOMINION BUREAU OF STATISTICS

International Trade Division

External Trade Section



IMPORTS INTO CANADA FOR CONSUMPTION

1960

Import

Changes affecting Previous Reports

Cumulative Totals adjusted in December Report

List No. 10

MONTH OF MARCH, 1960

Class Number

2102 - Deduct from Japan	-	\$ 3,839
2151 - Add to Japan	400 cwt.	\$ 3,839

MONTH OF JUNE, 1960

Class Number

2102 - Deduct from Japan	-	\$ 8,159
2151 - Add to Japan	750 cwt.	\$ 8,159

MONTH OF JULY, 1960

Class Number

1709 - Deduct from Japan	-	\$ 15,100
3180 - Add to Japan	14,509 lb.	\$ 15,100
5515 - Deduct from Netherlands	103 no.	\$ 3,024

MONTH OF AUGUST, 1960

Class Number

1709 - Deduct from Japan	-	\$ 9,595
3180 - Add to Japan	8,365 lb.	\$ 9,595
2164 - Deduct from Union of Soviet Socialist Rep.	4,144 no.	\$ 18,514
2166 - Add to Union of Soviet Socialist Republics	4,144 no.	\$ 18,514
3516 - Deduct from Japan	600 doz.	\$ 2,420
3328 - Add to Japan	600 lb.	\$ 2,420
9157 - Deduct from Netherlands	-	\$111,214

DOMINION BUREAU OF STATISTICS

International Trade Division

External Trade Section

TRADE OF CANADA

IMPORTS

DECEMBER, 1960

AND

TWELVE MONTHS ENDED DECEMBER, 1960

Published by Authority of
The Honourable George Hees, Minister of Trade and Commerce

7502-505-120

Price \$7.50 a year
Single copies 75 cents

Vol. 17, No. 12




TABLE OF CONTENTS

	Page
EXPLANATORY NOTES	2
KEY TO ABBREVIATIONS OF COUNTRIES	3
 SUMMARY TABLES:	
Imports into Canada for Consumption, by Countries	4
Imports into Canada for Consumption, by Main Groups	7
 DETAILED TABLES:	
Imports for Consumption, by Commodities and Countries:	
Agricultural and Vegetable Products (except Chemicals, Fibres and Wood):	Class Number
A — Mainly Food	1 to 390
B — Other than Food	1501 to 1846
Animals and Animal Products (except Chemicals and Fibres)	2012 to 2347
Fibres, Textiles and Textile Products	3001 to 3576
Wood, Wood Products and Paper	4002 to 4311
Iron and Its Products	5001 to 5894
Non-Ferrous Metals and Their Products (except Gold)	6001 to 6325
Non-Metallic Minerals and Their Products (except Chemicals)	7001 to 7305
Chemicals and Allied Products	8001 to 8950
Miscellaneous Commodities	9001 to 9275
Special Transactions — Non-Trade	9905 to 9992

VALUE, PRICE AND VOLUME INDEXES at end of report.

EXPLANATORY NOTES

1. **Source of Data.** Statistics of imports are based upon the declarations of importers (import entries) as subsequently checked by customs officials.
2. **Valuation.** The value of goods imported is usually the value as determined for customs duty purposes. In most cases this corresponds to the value shown on the invoice accompanying the goods, converted to Canadian dollars at authorized exchange rates (usually the commercial rate prevailing at the date on which the goods were actually despatched to Canada), and excluding such charges as freight, insurance, handling and taxes. In effect, therefore, import values are taken f.o.b. point of shipment in the country of export.

Effective with statistics for January, 1959, the statistical value of imports on which dumping duty has been collected is considered to be the value of the goods as declared by the importer (i.e. the value for duty less the amount of dumping duty). This change in procedure is to conform with the principle that trade statistics should show, whenever possible, the actual amount paid for imports. Previously the statistical value of such imports was considered to be the value for duty.

3. **Units of Quantity.** Weight, where shown, is the net weight of the goods, excluding the weight of such packing as is required for shipment, except in certain special cases otherwise defined in the Customs Tariff. The expression "ton" means 2,000 pounds, and "cwt." 100 pounds, avoirdupois. Where other units of quantity are used, Imperial standards apply.

In this report are statistical classes such as "lawn mowers, power, and parts" which show a quantity in "number" and a value. In these classes the "number" refers only to the number of substantially complete units imported, while the value includes also the value of any parts of the commodity imported. For such classes the average value per unit cannot be ascertained.

4. **Coverage.** Statistics of imports include substantially all goods which enter Canada and are cleared by customs officials for domestic sale or use. The series therefore includes goods which are cleared by customs immediately on entry into the country, and goods cleared out of customs warehouses; but excludes goods placed in customs warehouses on entering the country. The technical phrase "Imports entered for consumption" which is sometimes used to describe Canadian import statistics does not imply that all imports will actually be consumed in Canada, but only that they are free to be so consumed without further customs formalities.
5. **Exclusions.** Import statistics exclude gold, but include gold products where the value of the gold content is less than 80% of the value of the commodity. A small amount of gold scrap in the form of jewellers' sweepings is also included. Other important exclusions are goods for the use of United States forces stationed at treaty bases in Canada, ships of British construction and registry imported for use in Canada, ships purchased for use in foreign trade, bunker supplies and ships' stores purchased by Canadian vessels abroad, temporary imports for exhibition or competition, Canadian-owned military equipment returned to Canada, and, from January 1, 1960, goods imported for foreign armed forces or diplomats stationed in Canada, settlers' effects, private donations and gifts, and tourist purchases exempt from duty (see blue pages of the January, 1960, issue of this report).

6. **Countries Credited.** Imports are usually credited to the country from which the goods were consigned to Canada. The country of consignment is the country from which goods have come to Canada without interruption of transit except in the course of transfer from one means of conveyance to another.

An exception to this rule is made in the case of imports of goods originating in Central or South America (including the Antilles and Bermuda) which are consigned to Canada from the United States. These imports are credited to the country in which the goods originated.

7. **Time Periods.** Import statistics for any month include all goods declared on import entries received at the Bureau of Statistics during the calendar month in question.
8. **Abbreviations.** Many descriptions of countries and commodities used in this report are abbreviated or incomplete because of mechanical limitations. A key to abbreviations of countries appears in this report, and full descriptions of all commodities appear in Volume III of the annual report "Trade of Canada". The letters "N.O.P." mean "not otherwise provided for", "N.E.S.", "not elsewhere specified".

9. **Revisions.** All statistics in this report are subject to revision. Revisions to previous reports are published on the coloured pages at the beginning of each monthly report.

KEY TO ABBREVIATIONS OF COUNTRIES

Note: The classification of Countries with a statement of the territorial limits used for statistical purposes will be found in Volume I of the Annual Report of the Trade of Canada.

Afghan	Afghanistan	Israel.....	Israel
Albania	Albania	Italy	Italy
Algeria.....	Algeria	Jamaica.....	Jamaica
Angola.....	Angola	Japan.....	Japan
Argentina.....	Argentina	Jordan	Jordan
Australia	Australia	Kenya	Kenya
Austria.....	Austria	Korea.....	Korea
Bahamas	Bahamas	Kuwait.....	Kuwait
Bahrain	Bahrain	Lebanon.....	Lebanon
Barbados	Barbados	Leew Wind	Leeward and Windward Islands
Bel Congo	Belgian Congo	Liberia	Liberia
Belg Lux	Belgium and Luxembourg	Libya.....	Libya
Bermuda.....	Bermuda	Malaya.....	Malaya and Singapore
Bolivia.....	Bolivia	Malta	Malta and Gozo
Brazil.....	Brazil	Mauritius.....	Mauritius and Dependencies
B Afr nes.....	British Africa n.e.s.	Mexico.....	Mexico
B E I nes.....	British East Indies n.e.s.	Morocco.....	Morocco
B Guiana	British Guiana	Mozambique	Mozambique
B Hond	British Honduras	Nethrlnds	Netherlands
B M E nes.....	British Middle East n.e.s.	Neth Ant	Netherlands Antilles
B Oce nes.....	British Oceania n.e.s.	New Zeal	New Zealand
Bulgaria.....	Bulgaria	Nicaragua	Nicaragua
Burma.....	Burma	Nigeria.....	Nigeria
Camb Laos	Cambodia and Laos	Norway.....	Norway
Ceylon	Ceylon	Pakistan.....	Pakistan
Chile	Chile	Panama.....	Panama
China Com.....	China, Communist	Paraguay.....	Paraguay
Colombia.....	Colombia	Peru.....	Peru
C Rica	Costa Rica	Phil.....	Philippines
Cuba.....	Cuba	Poland.....	Poland
Cyprus	Cyprus	Portugal	Portugal
Czecho S.....	Czechoslovakia	Pt Af nes	Portuguese Africa n.e.s.
Denmark.....	Denmark	Pt As nes	Portuguese Asia n.e.s.
Dom Rep	Dominican Republic	Pt India.....	Portuguese India
Ecuador	Ecuador	P Rico.....	Puerto Rico
El Salvd.....	El Salvador	Rhod Nyas	Rhodesia and Nyasaland
Ethiopia.....	Ethiopia	Roumania	Roumania
Falkland	Falkland Islands	Saud Arab	Saudi Arabia
Fiji.....	Fiji	S Leone.....	Sierra Leone
Finland	Finland	Somalia.....	Somalia
France	France	Spain	Spain
Fr Af nes.....	French Africa n.e.s.	Span Afr	Spanish Africa
Fr Eq Afr.....	French Equatorial Africa	St Pierre	St. Pierre and Miquelon
Fr Guiana	French Guiana	Sudan.....	Sudan
Fr Ne Oce	French and Netherlands Oceania	Surinam.....	Surinam
Fr W Afr.....	French West Africa	Sweden	Sweden
Fr W Ind.....	French West Indies	Switzrlnd	Switzerland
Germany E.....	Germany, East	Taiwan.....	Taiwan (Republic of China)
Germany W.....	Germany, Federal Republic	Tanganyka	Tanganyika
Ghana.....	Ghana	Thailand.....	Thailand
Gibraltar	Gibraltar	Trinidad	Trinidad and Tobago
Greece.....	Greece	Tunisia.....	Tunisia
Greenland	Greenland	Turkey.....	Turkey
Guatemala	Guatemala	Uganda.....	Uganda
Guinea.....	Guinea	Un So Afr	Union of South Africa
Haiti.....	Haiti (Republic)	U S S R	Union of Soviet Socialist Republics
Honduras	Honduras	UAR Egypt.....	United Arab Republic-Egyptian Region
Hong Kong.....	Hong Kong	UAR Syria.....	United Arab Republic-Syrian Region
Hungary	Hungary	U Kingdom.....	United Kingdom
Iceland.....	Iceland	U States	United States
India.....	India	U S Ocea.....	United States Oceania
Indonesia.....	Indonesia	Virgin Is	United States Virgin Islands
Iran.....	Iran	Uruguay.....	Uruguay
Iraq.....	Iraq	Venezuela.....	Venezuela
Ireland.....	Ireland	Viet Nam.....	Viet-Nam
		Yugo Slav.....	Yugoslavia

IMPORTS INTO CANADA FOR CONSUMPTION, BY COUNTRIES (EXCLUDING GOLD)

Countries	Month of December		Twelve Months ended December	
	1959	1960	1959	1960
	\$	\$	\$	\$
WESTERN EUROPE:				
United Kingdom	46,402,257	47,055,909	588,573,055	588,929,730
Gibraltar	-	-	16	1,651
Malta and Gozo	17,040*	560	174,390*	22,365
Austria	455,752	406,846	5,706,758	6,604,923
Belgium and Luxembourg	3,446,387	2,849,110	44,786,419	41,400,922
Denmark	996,209	1,126,244	9,227,033	9,961,846
Finland	66,466	123,325	874,960	1,053,460
France	4,378,302	3,803,944	56,940,192	50,121,428
Germany, Federal Republic	9,475,428	9,198,542	123,904,687	126,988,022
Greece	32,593	91,682	309,960	537,910
Iceland	12,850	162	39,792	14,944
Ireland	102,990	72,443	2,000,930	2,097,657
Italy	3,328,169	4,016,511	37,656,061	42,842,598
Netherlands	1,694,736	2,505,312	29,153,671	31,456,348
Norway	177,564	339,342	4,063,018	4,248,103
Portugal	207,352	305,567	3,115,990	3,208,306
Spain	440,284	489,527	5,626,747	6,947,261
Sweden	1,361,457	1,953,224	18,076,605	20,399,011
Switzerland	1,882,218	2,059,023	24,513,794	24,342,789
Commonwealth Countries	46,419,297	47,056,469	588,747,461	588,953,746
Other Countries	28,058,757	29,340,804	365,996,617	372,225,528
Total, Western Europe	74,478,054	76,397,273	954,744,078	961,179,274
EASTERN EUROPE:				
Albania	-	-	-	242
Bulgaria	474	784	5,921	6,065
Czechoslovakia	480,559	635,931	6,439,869	6,654,468
Germany, East	46,287	90,414	900,910	876,965
Hungary	21,442	41,278	236,599	337,545
Poland	158,897	86,065	1,643,053	1,870,635
Roumania	-	1,210	35,047	83,945
Union of Soviet Socialist Republics	32,763	514,097	2,277,655	3,209,684
Yugoslavia	11,008	59,124	550,962	804,249
Total, Eastern Europe	751,430	1,428,903	12,090,016	13,843,798
MIDDLE EAST:				
Bahrain	*	-	*	-
Cyprus	*	2,519	*	179,668
Kuwait	*	1,503,259	*	22,302,614
British Middle East n.e.s.	-	1,295,040	399,751	8,493,052
Ethiopia	-	-	43,880	43,003
Iran	612,635	4,497,715	11,947,938	31,469,437
Iraq	442,413	579,479	1,107,486	722,296
Israel	40,685	131,310	2,348,948	2,371,514
Jordan	309	366	1,365	1,080
Lebanon	990	2,699	4,330	32,838
Libya	-	-	-	173
Saudi Arabia	6,200,095*	3,563,012	70,725,308*	39,774,055
Somalia	82	-	138	-
Sudan	5,547	-	438,297	82,673
Turkey	50,773	24,222	886,025	855,459
United Arab Republic-Egyptian Region	4,452	132,868	200,103	846,317
United Arab Republic-Syrian Region	23,801	45,039	182,735	126,998
Commonwealth Countries	-	2,800,818	399,751	30,975,334
Other Countries	7,381,782	8,976,710	87,886,553	76,325,843
Total, Middle East	7,381,782	11,777,528	88,286,304	107,301,177
OTHER AFRICA:				
Ghana	72,552	-	4,103,136	3,126,629
Kenya	665,018*	342,529	4,260,725*	2,560,619
Mauritius and Dependencies	52,073	-	7,584,191	2,099,608
Nigeria	-	-	3,083,667	4,357,823
Rhodesia and Nyasaland	69,922	150,796	965,920	981,452
Sierre Leone	-	-	1,318	4,652
Tanganyika	*	295,586	*	1,833,790
Uganda	*	100,862	*	1,277,006
Union of South Africa	947,728	1,114,375	6,563,755	11,481,676
British Africa n.e.s.	-	30	70	5,207

Note - For description of new Country Classification see third pages of the January, 1960 report.

Countries	Month of December		Twelve Months ended December	
	1959	1960	1959	1960
	\$	\$	\$	\$
OTHER AFRICA - Concluded				
Algeria	*	14,409	*	161,083
Angola	*	1,533	*	208,950
Belgian Congo	276,938	17,879	2,258,109	1,780,674
French Equatorial Africa	*	1,358	*	185,306
French West Africa	*	104,163	*	270,444
French Africa n.e.s.	171,605*	-	2,182,692*	32,521
Guinea	*	137,512	*	2,793,994
Liberia	-	-	39,389	7,959
Morocco	4,584	11,226	209,080	222,334
Mozambique	-	-	17,935	500
Portuguese Africa n.e.s.	-*	-	-*	-
Spanish Africa	-	-	7,835	2,143
Tunisia	-	62	*	61,744
Commonwealth Countries	1,807,293	2,004,178	26,562,782	27,728,522
Other Countries	453,127	288,142	4,715,040	5,727,652
Total, Other Africa	2,260,420	2,292,320	31,277,822	33,456,174
OTHER ASIA:				
Ceylon	1,339,194	976,717	15,132,644	15,555,731
Hong Kong	1,044,998	1,251,244	12,969,338	15,534,055
India	1,837,083	2,263,696	29,220,689	29,351,670
Malaya and Singapore	3,210,684	1,164,428	28,644,379	28,119,763
Pakistan	154,383	48,790	1,061,159	985,332
British East Indies n.e.s.	68,666	30,096	389,658	260,533
Afghanistan	-	-	-	-
Burma	8,436	20,093	23,617	85,201
Cambodia and Laos	*	230	*	16,718
China, Communist	769,434	1,351,557	4,840,377	5,638,180
Indonesia	5,237	22,410	147,491	529,418
Japan	8,324,442	9,749,109	102,669,366	110,382,498
Korea	-	11	235,026	404,499
Philippines	81,114	224,167	1,439,686	1,966,131
Portuguese India	-	-	-	-
Portuguese Asia n.e.s.	-	-	78	-
Taiwan (Republic of China)	109,345	109,408	715,812	1,150,222
Thailand	40,827	70,666	648,794	842,466
Viet-Nam	30*	244	7,637*	4,813
Commonwealth Countries	7,655,008	5,734,971	87,417,867	89,807,084
Other Countries	9,338,865	11,547,895	110,727,884	121,020,146
Total, Other Asia	16,993,873	17,282,866	198,145,751	210,827,230
OCEANIA:				
Australia	2,288,126	2,774,506	41,079,657	35,507,821
Fiji	510	894,745	4,764,285	6,481,053
New Zealand	74,268	101,183	8,593,773	10,098,543
British Oceania n.e.s.	-	-	157,432	-
French and Netherlands Oceania	-	-	1,364	-
United States Oceania	-	-	6	21,163
Commonwealth Countries	2,362,904	3,770,434	54,595,147	52,087,417
Other Countries	-	-	1,370	21,163
Total, Oceania	2,362,904	3,770,434	54,596,517	52,108,580
SOUTH AMERICA:				
British Guiana	770,872	1,391,351	18,033,229	18,920,991
Falkland Islands	-	8,000	303	8,000
Argentina	343,178	914,171	3,380,005	3,611,419
Bolivia	3,133	-	165,654	443,297
Brazil	2,742,572	2,404,172	28,479,218	24,882,811
Chile	28,506	21,071	869,973	746,801
Colombia	1,897,628	1,080,715	15,827,172	12,783,787
Ecuador	650,701	687,969	7,622,556	11,018,218
French Guiana	-	-	-	-
Paraguay	219,654	136,482	745,996	759,782
Peru	493,025	118,730	3,977,728	3,036,557
Surinam	245,080	191,801	2,871,763	4,155,634
Uruguay	17,985	69,241	657,289	987,496
Venezuela	16,781,477	16,429,596	204,582,276	195,189,432
Commonwealth Countries	770,872	1,399,351	18,033,532	18,928,991
Other Countries	23,422,939	22,053,948	269,179,630	257,615,234
Total, South America	24,193,811	23,453,299	287,213,162	276,544,225

Note - For description of new Country Classification see blue pages of the January, 1960 report.

Countries	Month of December		Twelve Months ended December	
	1959	1960	1959	1960
	\$	\$	\$	\$
CENTRAL AMERICA AND ANTILLES:				
Bahamas.....	2,470	11,179	233,346	2,614,238
Bermuda.....	4,039	1,791	1,291,064	700,752
British Honduras.....	1,923	15,549	91,689	90,583
West Indies Federation.....	1,418,823	1,948,550	50,440,592	56,112,140
Barbados.....	18,956	139,021	4,709,457	2,853,904
Jamaica.....	1,243,152	986,009	31,011,549	37,688,038
Leeward and Windward Islands.....	10,651	17,090	1,988,978	1,058,686
Trinidad and Tobago.....	146,064	806,430	12,730,608	14,511,512
Costa Rica.....	343,770	390,414	4,809,504	4,344,738
Cuba.....	1,716,198	89,606	12,011,337	7,243,092
Dominican Republic.....	147,779	193,846	1,633,705	1,586,065
El Salvador.....	85,963	48,280	3,899,283	828,710
French West Indies.....	-	-	7,000	28,295
Guatemala.....	151,474	662,699	2,717,731	3,255,604
Haiti.....	89,767	82,231	1,053,432	981,995
Honduras.....	86,581	468,470	2,904,999	3,352,441
Mexico.....	1,923,003	2,288,343	34,200,750	21,007,215
Netherlands Antilles.....	8,418,403	3,053,808	47,120,155	32,520,843
Nicaragua.....	10,756	4,099	306,377	169,970
Panama.....	340,546	73,891	8,888,997	6,066,126
Puerto Rico.....	143,904	528,322	1,780,454	2,904,028
United States Virgin Islands.....	-	-	31,677	32,403
Commonwealth Countries.....	1,427,255	1,977,069	52,056,691	59,517,713
Other Countries.....	13,458,144	7,884,009	121,365,401	84,321,525
Total, Central America and Antilles.....	14,885,399	9,861,078	173,422,092	143,839,238
NORTH AMERICA:				
Greenland.....	43	-	52,847	18
St. Pierre and Miquelon.....	1,880	2,727	27,479	59,664
United States.....	297,127,041	283,862,221	3,709,064,769	3,693,188,515
Total, North America.....	297,128,964	283,864,948	3,709,145,095	3,693,248,197
TOTAL, COMMONWEALTH COUNTRIES.....	60,442,629	64,743,290	827,813,231	867,998,807
TOTAL, OTHER COUNTRIES.....	379,994,008	365,385,359	4,681,107,606	4,624,349,086
GRAND TOTAL.....	440,436,637	430,128,649	5,508,920,837	5,492,347,893

*Prior to January 1, 1960, totals for:

Bahrain and Kuwait are included with Saudi Arabia.

Cyprus are included with Malta and Gozo.

French Africa n.e.s. include trade with Algeria, French Equatorial Africa, French West Africa, Guinea and Tunisia.

Kenya include trade with Tanganyika and Uganda.

Portuguese Africa n.e.s. include trade with Angola.

Viet-Nam include trade with Cambodia and Laos.

IMPORTS INTO CANADA FOR CONSUMPTION FROM ALL COUNTRIES, FROM THE UNITED KINGDOM
AND FROM THE UNITED STATES, BY MAIN GROUPS (EXCLUDING GOLD)

7

Main Groups	Month of December		Twelve Months ended December	
	1959	1960	1959	1960
	\$	\$	\$	\$
ALL COUNTRIES				
Agricultural and Vegetable Products (except Chemicals, Fibres and Wood)	63,001,629	61,846,271	684,026,145	681,265,163
Animals and Animal Products (except Chemicals and Fibres)	11,509,706	12,874,970	146,635,384	143,693,292
Fibres, Textiles and Textile Products	34,832,641	32,145,431	420,152,143	433,548,538
Wood, Wood Products and Paper	21,515,687	19,664,237	272,274,149	266,123,367
Iron and Its Products	158,853,380	143,562,631	2,092,093,045	2,046,307,139
Non-Ferrous Metals and Their Products	37,149,060	34,388,805	471,252,615	471,120,267
Non-Metallic Minerals and Their Products (except Chemicals)	60,092,816	53,569,038	705,606,313	672,170,127
Chemicals and Allied Products	24,867,311	26,612,787	326,986,541	338,652,095
Miscellaneous Commodities	28,614,407	45,464,479	389,894,502	439,467,905
Total	440,436,637	430,128,649	5,508,920,837	5,492,347,893
UNITED KINGDOM				
Agricultural and Vegetable Products (except Chemicals, Fibres and Wood)	3,143,148	2,950,859	40,384,886	38,749,682
Animals and Animal Products (except Chemicals and Fibres)	2,217,535	2,043,548	20,395,498	18,743,039
Fibres, Textiles and Textile Products	6,951,978	5,392,160	90,137,382	87,725,702
Wood, Wood Products and Paper	629,762	666,848	8,311,697	9,219,158
Iron and Its Products	21,178,276	18,253,739	254,110,300	271,275,986
Non-Ferrous Metals and Their Products	6,306,228	7,079,505	76,248,941	69,699,429
Non-Metallic Minerals and Their Products (except Chemicals)	1,877,587	1,943,483	31,150,821	29,248,422
Chemicals and Allied Products	1,848,318	2,036,911	26,245,846	24,908,726
Miscellaneous Commodities	2,249,425	6,688,856	41,587,684	39,359,586
Total	46,402,257	47,055,909	588,573,055	588,929,730
UNITED STATES				
Agricultural and Vegetable Products (except Chemicals, Fibres and Wood)	35,244,620	33,160,865	362,276,068	365,494,641
Animals and Animal Products (except Chemicals and Fibres)	6,734,462	7,142,171	81,872,497	82,468,482
Fibres, Textiles and Textile Products	20,272,649	18,434,555	193,075,210	220,268,812
Wood, Wood Products and Paper	18,386,993	16,537,010	236,260,511	228,588,749
Iron and Its Products	125,149,631	112,700,644	1,666,356,341	1,610,213,241
Non-Ferrous Metals and Their Products	24,144,089	21,627,761	300,640,090	296,053,930
Non-Metallic Minerals and Their Products (except Chemicals)	23,593,569	18,866,392	296,839,915	268,145,929
Chemicals and Allied Products	20,741,145	21,287,421	275,125,340	282,723,000
Miscellaneous Commodities	22,859,883	34,105,402	296,618,797	339,231,731
Total	297,127,041	283,842,221	3,709,064,769	3,693,188,515

IMPORTS INTO CANADA FOR CONSUMPTION

Commodities and Countries from which Imported	MONTH OF DECEMBER 1960		TWELVE MONTHS ENDED DECEMBER 1960		Class Number
	Quantities	Values (\$)	Quantities	Values (\$)	
<u>GROUP 1</u>					
<u>AGRICULTURAL PRODUCTS</u>					
<u>A MAINLY FOOD</u>					
APPLES FRESH					
1 U KINGDOM	LB		6000	769	1
614 AUSTRALIA			65000	2534	
622 NEW ZEAL			1346550	120490	
990 U STATES			50353891	3349350	
		2939133	188432	51771441	3473143
QUINCES AND PASSION FRUIT					
990 U STATES	LB		11992	1788	2
			11992	1788	
BANANAS					
758 COLOMBIA	CWT		3656	28234	3
763 ECUADOR		94683	653383	1525816	10405113
817 B HOND		46	464	2698	23584
845 C RICA		43209	290477	521147	3430184
848 CUBA				1506	11585
855 DOM REP				80376	417835
862 FR W IND				493	4271
864 GUATEMALA		39972	273239	250158	1501099
869 HONDURAS		52924	393555	467783	2742554
874 MEXICO				443	3699
883 PANAMA		6933	50316	929921	5873005
886 P RICO				50	585
990 U STATES				534	4998
		237824	1661985	3784581	24446746
CHERRIES FRESH					
744 ARGENTINA	LB	590	273	990	449
755 CHILE		1040	285	2218	653
990 U STATES				2312274	611220
		1630	558	2315482	612322
CRANBERRIES FRESH					
990 U STATES	LB				
		1527608	189604	4091176	531046
		1527608	189604	4091176	531046
GRAPEFRUIT FRESH					
1 U KINGDOM	LB				
516 HONG KONG		14074	1681	3766	227
824 JAMAICA				22606	2374
848 CUBA				6695	562
869 HONDURAS				104932	7293
990 U STATES				3000602	141421
		11381251	459856	139517581	5600963
		11395325	461537	132656182	5752840
GRAPES FRESH					
1 U KINGDOM	LB				
82 SPAIN				15028	1693
427 UN SO AFR				35825	3553
744 ARGENTINA				20602	2749
755 CHILE				27415	3090
990 U STATES				1004483	183852
		12569604	824985	171153108	11451972
		12569604	824985	172256461	11646909
GUAVAS MANGOES PLANTAINS FRESH					
848 CUBA					171
874 MEXICO					439
990 U STATES					90980
			422		91590
LEMONS FRESH					
67 ITALY	LB				
990 U STATES				5302	609
		2621676	219917	32076007	2366000
		2621676	219917	32081309	2366609
LIMES FRESH					
990 U STATES	LB				
		21230	3105	397024	49198
		21230	3105	397024	49198
MUSKMELONS CANTALOUPE FRESH					
82 SPAIN	LB				
355 ISRAEL				218778	10574
755 CHILE				18500	818
774 PERU				523248	38804
874 MEXICO				4040	289
990 U STATES				6518349	483062
		88123	8046	30581616	1390045
		88123	8046	37864531	1923592
MELONS FRESH N O P					
82 SPAIN	NO				
848 CUBA		302	464	9348	2550
874 MEXICO				745	1132
990 U STATES				1182825	496947
		6753	4806	4894854	1481285
		7055	5270	6087772	1981914
ORANGES MANDARINES FRESH					
1 U KINGDOM	CU FT				
67 ITALY		1300	2243	21874	37838
82 SPAIN		80	113	2000	2865
355 ISRAEL				5690	12881
427 UN SO AFR		957	1454	189486	519871
516 HONG KONG				795248	1359586
559 JAPAN				167	465
824 JAMAICA		1054581	2197873	1113895	2297148
874 MEXICO				500	1880
990 U STATES				509500	993893
		736155	2537674	8297373	23133073
		1992086	5155534	10935733	28359500

IMPORTS INTO CANADA FOR CONSUMPTION

Commodities and Countries from which Imported	MONTH OF DECEMBER 1960		TWELVE MONTHS ENDED DECEMBER 1960		Class Number	
	Quantities	Values (\$)	Quantities	Values (\$)		
PEACHES FRESH						
755 CHILE	LB		26878	7085	14	
990 U STATES			47230186	2576979		
			47257064	2584064		
PEARS FRESH						
622 NEW ZEAL	LB		12500	1500	15	
744 ARGENTINA			939569	133816		
755 CHILE			63116	7614		
990 U STATES		779472	63432	25786424	2143406	
		779472	63432	26801609	2286336	
PINEAPPLES FRESH						
755 CHILE	LB		1040	71	16	
848 CUBA		102153	6466	5620762	316474	
867 HAITI			1760	127		
874 MEXICO		4440	283	92270	5774	
886 P RICO		180677	12757	919051	62590	
990 U STATES		32666	2105	1174713	70640	
		319936	21611	7809596	455676	
BERRIES FRESH N O P						
990 U STATES	LB		1442133	289966	18	
			1442133	289966		
STRAWBERRIES FRESH						
874 MEXICO	LB		6630	1691	19	
990 U STATES		2161	564	18236224	354982	
		2161	564	18262854	3551573	
FRESH FRUITS N O P						
990 U STATES			30756	253216	20	
			30756	253216		
APRICOTS						
990 U STATES	LB		2203104	170117	21	
			2203104	170117		
NECTARINES						
755 CHILE	LB		78536	13970	26	
990 U STATES			1927402	186462		
			2005938	200432		
PRUNE PLUMS						
990 U STATES	LB		2425149	242840	27	
			2425149	242840		
PLUMS N O P						
755 CHILE	LB		107263	22586	28	
874 MEXICO			350	91		
990 U STATES			14724892	1727536		
			14832505	1750213		
APPLES DRIED						
614 AUSTRALIA	LB		5600	1450	31	
990 U STATES		59621	25534	1182171	235320	
		59621	25534	1187771	236770	
APRICOTS NECTARINES DRIED						
1 U KINGDOM	LB	3500	932	64740	16418	32
82 SPAIN				55633	12210	
427 UN SO AFR		76250	27553	220250	81696	
614 AUSTRALIA				249175	101176	
990 U STATES		31868	14899	457596	215515	
		111618	43384	1047394	427015	
CURRENTS DRIED						
1 U KINGDOM	LB		110432	14468	34	
614 AUSTRALIA		193480	34100	4307616	764736	
990 U STATES		11545	2070	124899	22038	
		205025	36170	4542947	601242	
DATES						
1 U KINGDOM	LB	1350	154	1512321	169377	36
54 FRANCE				1050	347	
55 GERMANY W				1267970	146271	
73 NETHRLNDS		109932	20362	265740	50830	
347 IRAN		3551000	295342	5703960	469357	
352 IRAQ		7710710	579479	9436807	721405	
316 HONG KONG		500	116	9923	2631	
553 CHINA COM				2205	230	
990 U STATES		1730084	249192	6309424	1008673	
		13103576	1144645	24509400	2569121	
FIGS DRIED AND FIG PASTE						
59 GREECE	LB	15500	1849	369738	45674	37
67 ITALY				12035	2051	
78 PORTUGAL				324082	30713	
382 TURKEY				265572	38079	
990 U STATES		138759	35700	2355086	468649	
		154259	37549	3326513	585166	
PEACHES DRIED						
1 U KINGDOM	LB			350	64	38
614 AUSTRALIA				12460	2790	
990 U STATES		9295	3280	139012	44253	
		9295	3280	151822	47107	
PRUNES OR PLUMS DRIED UNPITTED						
744 ARGENTINA	LB	93782	12707	158994	22530	39
990 U STATES		977270	254456	11198173	2745150	
		1071052	267163	11357167	2767680	
PEARS DRIED						
990 U STATES	LB			37583	16278	40
		4325	1910	37583	16278	
RAISINS						
1 U KINGDOM	LB			7274	1081	41
82 SPAIN				2499	528	
407 UN SO AFR				244400	43270	
214 AUSTRALIA		2792058	514693	30371277	5636657	
990 U STATES		948859	155066	18084018	2860251	
		3740917	669759	48709468	8641787	

IMPORTS INTO CANADA FOR CONSUMPTION

Commodities and Countries from which Imported	MONTH OF DECEMBER 1960		TWELVE MONTHS ENDED DECEMBER 1960		Class Number
	Quantities	Values (\$)	Quantities	Values (\$)	
FRUITS DRIED N O P	LB				42
516 HONG KONG	6725	4902	31054	15990	
990 U STATES	57689	25951	496085	196538	
	64414	30853	527139	212528	
RASPBERRIES FROZEN 1LB OR LESS	LB				43
RASPBERRIES FROZEN OVER 1 LB	LB				44
1 U KINGDOM			81380	6561	
73 NETHRLNDS	144505	17482	486688	60655	
990 U STATES			322214	67681	
	144505	17482	890282	134897	
STRAWBERRIES FROZN 1LB OR LESS	LB				45
990 U STATES	161220	42041	1249758	295717	
	161220	42041	1249758	295717	
STRAWBERRIES FROZEN OVER 1 LB	LB				46
73 NETHRLNDS	225000	33805	1382595	209402	
277 POLAND			69078	8643	
874 MEXICO			3255231	515030	
990 U STATES	57965	13660	1757595	347055	
	282965	47465	6464499	1080130	
FRUITS N O P FROZN 1LB OR LESS	LB				47
559 JAPAN	9000	1793	38250	7504	
990 U STATES	9500	2625	194383	47477	
	18500	4418	232633	54981	
FRUITS N O P FROZEN OVER 1 LB	LB				48
73 NETHRLNDS			1760	218	
277 POLAND			395848	44376	
990 U STATES	83220	11741	1843642	271895	
	83220	11741	2241250	316489	
APRICOTS CANNED	LB				49
1 U KINGDOM			1634	262	
82 SPAIN			33069	3225	
427 UN SO AFR	41618	6308	2343032	295520	
614 AUSTRALIA	8378	941	573727	71863	
990 U STATES	238160	27514	2570051	331520	
	288156	34763	5521513	702390	
PEACHES CANNED	LB				50
427 UN SO AFR			30437	1996	
614 AUSTRALIA	17594	2074	351661	41055	
990 U STATES	1536038	160003	31776594	3345460	
	1553632	162077	32158692	3388511	
CHERRIES SULPHURED OR IN BRINE	LB				51
67 ITALY	282125	43529	6232696	909482	
73 NETHRLNDS	25402	2741	28973	3086	
82 SPAIN			184787	23759	
990 U STATES			29679	4880	
	307527	46270	6476135	941207	
OLIVES SULPHURED OR IN BRINE	LB				52
59 GREECE	144870	28354	416059	88014	
78 PORTUGAL	58200	11466	156868	32782	
82 SPAIN	904575	113783	10466377	1708064	
443 ALGERIA			236731	30475	
473 MOROCCO			53689	6979	
755 CHILE			2200	870	
990 U STATES	141303	37410	1700043	393395	
	1248948	191013	13031967	2260579	
LEMON ORANGE GRAPEFRUIT RINDS	LB				53
1 U KINGDOM				1026	
67 ITALY				77013	
427 UN SO AFR				6514	
516 HONG KONG		1022		8066	
848 CUBA				7489	
886 P RICO		2559		29966	
990 U STATES		6253		93413	
		9834		223487	
MARMALADES CANNED	LB				54
1 U KINGDOM	177641	32676	2455318	440528	
55 GERMANY W			840	157	
64 IRELAND			4200	794	
78 PORTUGAL			996	336	
355 ISRAEL	2400	325	4425	777	
427 UN SO AFR			2016	194	
824 JAMAICA			120036	11155	
990 U STATES	3642	1233	18408	5753	
	183683	34234	2606239	459694	
PEARS IN CANS	LB				55
614 AUSTRALIA			284615	35366	
990 U STATES	235641	35750	5285272	739720	
	235641	35750	5569887	775086	
PINEAPPLE IN CANS	LB				56
427 UN SO AFR	3313	411	2830069	332466	
516 HONG KONG			57495	5021	
524 MALAYA	187025	18072	13491808	1093440	
578 TAIWAN			103625	9046	
614 AUSTRALIA	945469	129967	7798725	1007647	
848 CUBA			42565	4694	
874 MEXICO	730152	74020	4577631	454536	
990 U STATES	310530	45549	14754046	2228647	
	2176489	268019	43655964	5135497	
FRUITS IN CANS N O P	LB				57
1 U KINGDOM			199929	27498	
49 DENMARK			27354	4346	
53 FINLAND	900	193	4800	811	
54 FRANCE			233	57	
55 GERMANY W			2884	623	
62 ITALY			94544	9024	

IMPORTS INTO CANADA FOR CONSUMPTION

Commodities and Countries from which Imported	MONTH OF DECEMBER 1960		TWELVE MONTHS ENDED DECEMBER 1960		Class Number	
	Quantities	Values (\$)	Quantities	Values (\$)		
73 NETHRLNDS	107341	13508	1790994	267540		
85 SWEDEN	2213	696	33454	6821		
355 ISRAEL			45063	4916		
427 UN SO AFR			4625	490		
516 HONG KONG	3672	719	184862	19832		
553 CHINA COM			60750	5451		
559 JAPAN	408164	43873	6390511	743562		
578 TAIWAN			1650	395		
614 AUSTRALIA	45495	7317	215853	41753		
848 CUBA			3083	626		
855 DOM REP			145080	27592		
990 U STATES	285959	38598	4105071	587970		
	853744	104904	13310740	1749307		
CHERRIES FROZEN	LB				59	
73 NETHRLNDS	16020	2580	26520	4325		
990 U STATES	239400	45399	4937892	755392		
	255420	47979	4964412	759717		
FRUITS NUTS PICKLED PRESERVED	GAL				60	
1 U KINGDOM	1110	4956	8724	24364		
54 FRANCE	24	99	3120	2734		
59 GREECE	254	604	254	604		
67 ITALY			10860	10166		
73 NETHRLNDS	619	840	15533	11969		
78 PORTUGAL	315	2023	888	3877		
277 POLAND			143216	121566		
473 MOROCCO			2438	3810		
516 HONG KONG	1311	3565	12914	28258		
519 INDIA	274	652	5406	13054		
559 JAPAN	150	377	668	1741		
578 TAIWAN			150	478		
822 BARBADOS			7500	4947		
826 LEEW WIND			589	501		
848 CUBA	480	2352	134120	164287		
886 P RICO	4095	2593	8760	8163		
990 U STATES	12267	27206	84028	140791		
	20899	45267	439168	541310		
FRUIT PULP IN O P	LB				61	
1 U KINGDOM			1188468	85785		
49 DENMARK	13692	374	36356	1978		
59 GREECE			110250	5582		
73 NETHRLNDS	44325	3540	1256716	94177		
82 SPAIN	33069	3260	307029	26281		
277 POLAND			510131	48804		
427 UN SO AFR			869576	83056		
516 HONG KONG	382	153	6530	1720		
524 MALAYA			58770	4678		
614 AUSTRALIA	83700	16200	255114	50118		
848 CUBA	12000	1441	89550	9375		
855 DOM REP	43500	6860	652500	87952		
874 MEXICO	364107	34932	1265591	118279		
886 P RICO			18000	2996		
990 U STATES	100051	15331	3808493	562229		
	694826	82091	10433074	1183010		
JELLIES JAMS	LB					62
1 U KINGDOM	178090	41683	2237345	477412		
44 BELG LUX	1941	533	7210	1949		
49 DENMARK	480	143	4242	985		
83 FINLAND	1552	414	5419	1638		
84 FRANCE	238	69	4104	1836		
55 GERMANY W	6851	1308	81429	14433		
54 IRELAND			12180	2323		
67 ITALY			22592	6739		
73 NETHRLNDS	8476	1541	86081	16475		
78 NORWAY			3944	715		
85 SWEDEN	1800	459	5928	1786		
88 SWITZRLND	1213	386	17543	3634		
262 HUNGARY			6984	815		
277 POLAND			20498	2893		
427 UN SO AFR			35472	3803		
516 HONG KONG	2188	459	21032	4128		
614 AUSTRALIA			4752	862		
824 JAMAICA			24125	5081		
990 U STATES	53493	16108	384316	114351		
	256322	63103	2985196	661858		
GRAPEFRUIT ORANGE LEMON PULP	LB				63	
1 U KINGDOM			172510	21059		
82 SPAIN	46144	2338	120094	6119		
355 ISRAEL			4034	275		
443 ALGERIA			22189	1693		
990 U STATES	1271	159	335252	35320		
	47415	2497	654079	64466		
MIXED FRUITS IN CANS	LB				64	
1 U KINGDOM			7582	1312		
355 ISRAEL			4900	648		
427 UN SO AFR			19700	2389		
516 HONG KONG			100	51		
559 JAPAN			187699	23230		
514 AUSTRALIA	136057	24280	724997	118205		
990 U STATES	1781886	247527	38904936	5308756		
	1917943	271807	39849914	5454591		
ORANGE JUICE CONCENTRATED FROZ	GAL				65	
674 MEXICO			19586	56063		
990 U STATES	191242	719205	2791779	9420939		
	191242	719205	2811365	9477002		
FRUIT JUICE NOT CONCENTRD FROZ	GAL				66	
73 NETHRLNDS			813	7862		

IMPORTS INTO CANADA FOR CONSUMPTION

Commodities and Countries from which Imported	MONTH OF DECEMBER 1960		TWELVE MONTHS ENDED DECEMBER 1960		Class Number
	Quantities	Values (\$)	Quantities	Values (\$)	
874 MEXICO			716	1846	
990 U STATES	10855	29343	215407	582054	
LEMON JUICE CONCENTRATED FROZ	10855	29343	216936	591762	
990 U STATES	GAL				67
8279	13843	341287	631316		
LEMON JUICE EXCEPT CONCENTRATED	8279	13843	341287	631316	
1 U KINGDOM	GAL				68
990 U STATES	624	1406	177102	361610	
9939	25433	177726	363016		
ORANGE JUICE EXCEPT CONCENTRATED	9939	25433	177726	363016	
355 ISRAEL	GAL		2413	2303	69
828 TRINIDAD	14700	17788	25800	31210	
990 U STATES	490330	496543	6418572	6030671	
PECTIN	505030	514331	6446785	6064184	
1 U KINGDOM	LB				70
49 DENMARK	19710	17989	174035	6209	
55 GERMANY W	79710	71367	7000	6860	
990 U STATES	10648	12286	216881	265508	
30358	30275	477626	349944		
LEMON JUICE CONCENTRATED FRESH	GAL		347	2101	71
49 DENMARK	921	3129	80515	223951	
990 U STATES	921	3129	80862	226052	
ORANGE JUICE CONCENTRATED FRESH	GAL				72
67 ITALY			62	307	
82 SPAIN			229	746	
427 UN SO AFR			200	708	
824 JAMAICA			1081	4730	
874 MEXICO			3187	10056	
990 U STATES	18209	74657	355827	1273825	
18209	74657	360586	1290372		
GRAPE JUICE OVER 1 GALLON	GAL				73
54 FRANCE			9790	23168	
316 CYPRUS			51343	37631	
443 ALGERIA	4465	7434	4465	7434	
990 U STATES	1957	10910	36838	138159	
6422	18344	102436	206392		
LIME JUICE NOT REFINED	GAL				74
824 JAMAICA	209	167	1946	1134	
826 LEEW WIND			26081	22015	
828 TRINIDAD			1171	1288	
209	167	29198	24437		
BLENDED FRUIT JUICES EXC CONC	GAL				76
355 ISRAEL			300	280	
990 U STATES	208081	167478	2620312	2124147	
208081	167478	2620612	2124427		
FRUIT JUICE NOT EXCEPT CONCENTRATED	GAL				77
1 U KINGDOM	1600	2144	26666	40873	
43 AUSTRIA			1722	3000	
54 FRANCE			3988	4827	
55 GERMANY W	700	790	6647	9683	
73 NETHRLNDS	260	606	2254	4993	
76 NORWAY			45	68	
824 JAMAICA			1011	1516	
886 P RICO			126	201	
990 U STATES	22786	26143	398682	548228	
25346	29683	441141	613389		
GRAPEFRUIT JUICE EXCEPT CONCENTRATED	GAL				78
828 TRINIDAD	23325	22041	44925	42196	
990 U STATES	165261	118750	2506118	1784697	
188586	140791	2551043	1826893		
PINEAPPLE JUICE EXCEPT CONCENTRATED	GAL				79
427 UN SO AFR			4255	2256	
524 MALAYA			10576	6736	
614 AUSTRALIA	405	297	15280	10231	
874 MEXICO	2100	1350	16486	10553	
990 U STATES	23379	14089	1536099	909570	
25884	15736	1582696	939346		
FRUIT SYRUPS CONC JUICES NOT EXCEPT	GAL				80
1 U KINGDOM	1693	3652	29437	50875	
43 AUSTRIA			6	70	
44 BELG LUX	60	112	105	223	
54 FRANCE	53697	71700	75642	103837	
55 GERMANY W	299	1087	6917	19256	
67 ITALY			2376	7515	
73 NETHRLNDS	335	986	5658	18333	
82 SPAIN			437	1696	
86 SWITZRLND			41920	66859	
246 CZECHO S	33	70	529	740	
277 POLAND			1027	2254	
427 UN SO AFR			100	265	
614 AUSTRALIA			716	3460	
874 MEXICO			475	1905	
990 U STATES	10426	33419	300809	1009856	
66543	111026	466154	1287144		
COCOANUTS	NO				81
617 FIJI			3900	224	
817 BHOND			16525	1606	
848 CUBA	6450	539	8950	736	
855 DOM REP	2500	176	46250	2997	
869 HONDURAS	2950	158	57325	5108	
879 NICARAGUA			15000	1049	
886 P RICO	59675	3596	790415	52986	
990 U STATES	3800	369	108871	8623	
75173	4828	1647236	73329		

IMPORTS INTO CANADA FOR CONSUMPTION

Commodities and Countries from which Imported	MONTH OF DECEMBER 1960		TWELVE MONTHS ENDED DECEMBER 1960		Class Number
	Quantities	Values (\$)	Quantities	Values (\$)	
COCOANUT DESICCATED	LB				83
1 U KINGDOM			86402	14548	
513 CEYLON	492850	45757	6802976	722766	
519 INDIA			28400	3510	
567 PHIL	146900	18813	1485200	213320	
990 U STATES	415266	105478	3387633	932376	
	1055016	170048	11790611	1893520	
COPRA NOT PREPARED	LB				84
ALMONDS NOT SHELLED	LB				91
67 ITALY			119629	19880	
82 SPAIN			350908	60808	
990 U STATES	4700	1572	909577	221131	
	4700	1572	1380114	301819	
BRAZIL NUTS NOT SHELLED	LB				92
1 U KINGDOM			112310	29717	
752 BRAZIL			1613182	323304	
			1725492	353021	
FILBERTS HAZEL NOT SHELLED	LB				93
67 ITALY	16203	3644	1691922	325013	
990 U STATES	47818	13190	129610	34437	
	64021	16834	1821532	359450	
PEANUTS GREEN SHELLED OR NOT	LB				94
1 U KINGDOM			509131	77903	
73 NETHRLNDS			1527996	188285	
355 ISRAEL			627727	89217	
385 UAR EGYPT	972500	119099	5562400	694276	
422 RHOD NYAS	319872	41130	3391546	395883	
425 TANGANYKA			156063	17811	
427 UN SO AFR	544550	64272	6595690	727501	
457 FR W AFR	1029300	104163	2459400	249548	
519 INDIA			16444508	1662118	
553 CHINA COM			3244582	306682	
874 MEXICO	2048000	256903	19446805	2191210	
990 U STATES	3677054	378248	20625698	2177814	
	8591276	963815	80591546	8778248	
PECANS NOT SHELLED	LB				95
990 U STATES	88154	33513	356300	145371	
	88154	33513	356300	145371	
WALNUTS NOT SHELLED	LB				96
67 ITALY	113468	26353	244195	55123	
519 INDIA	22500	4366	22500	4366	
990 U STATES	69545	24455	1914944	674319	
	205513	55174	2181639	733808	
OTHER NUTS NOT SHELLED	LB				97
67 ITALY	1270	255	9646	1665	
516 HONG KONG	4618	1587	15976	4233	
559 JAPAN			5910	1720	
990 U STATES	263012	60552	1228977	279605	
	268907	62394	1260509	287223	
ALMONDS SHELLED	LB				101
1 U KINGDOM			14829	9564	
67 ITALY			18375	8938	
73 NETHRLNDS			22047	10019	
82 SPAIN	58943	31022	1674311	757336	
516 HONG KONG			660	766	
990 U STATES	6656	4920	922289	597630	
	65599	35942	2652511	1384253	
PEANUTS N O P	LB				102
1 U KINGDOM			1660	610	
73 NETHRLNDS			4961	964	
516 HONG KONG	648	168	17244	5556	
524 MALAYA	980	305	4820	1383	
553 CHINA COM			50000	7159	
990 U STATES	13450	4659	71393	24456	
	15078	5132	150078	40128	
WALNUTS SHELLED	LB				103
1 U KINGDOM			132677	68931	
67 ITALY	7425	3375	81047	41095	
279 ROUMANIA			142137	76079	
347 IRAN			465893	211828	
382 TURKEY			82626	46646	
516 HONG KONG			214830	83091	
519 INDIA	215480	104697	549055	258816	
553 CHINA COM	2856696	1048130	7479461	2712875	
990 U STATES	14487	12006	105242	69091	
	3094088	1168208	9252968	3568452	
OTHER NUTS SHELLED	LB				104
1 U KINGDOM			1200	828	
67 ITALY	2750	2262	16494	13166	
516 HONG KONG	1684	555	9386	2505	
990 U STATES	123617	73999	340797	207645	
	128051	76816	367877	224144	
BRAZIL NUTS SHELLED	LB				105
1 U KINGDOM	5936	4152	34772	28986	
747 BOLIVIA			47058	30904	
752 BRAZIL	29630	17549	743388	373194	
774 PERU			8712	5820	
990 U STATES	3684	2055	3684	2055	
	39250	23756	837614	440959	
CASHEW NUTS SHELLED	LB				106
415 KENYA			25250	9930	
519 INDIA	43000	19486	3096212	1454115	
990 U STATES	106181	51503	281345	148412	
	149181	70989	3408807	1612657	

IMPORTS INTO CANADA FOR CONSUMPTION

Commodities and Countries from which Imported		MONTH OF DECEMBER 1960		TWELVE MONTHS ENDED DECEMBER 1960		Class Number
		Quantities	Values (\$)	Quantities	Values (\$)	
PECANS SHELLED		LB				107
	990 U STATES	123409	140458	909242	1093897	
		123409	140458	909242	1093897	
FILBERTS SHELLED		LB				108
	1 U KINGDOM			59170	25562	
	55 GERMANY W			85217	35491	
	67 ITALY			12453	5326	
	82 SPAIN			44799	20147	
	86 SWITZRLND			32742	13687	
	382 TURKEY	16711	8567	996174	439944	
	553 CHINA COM			11023	2147	
	990 U STATES	3200	1000	203286	77805	
		19911	9567	1444864	620109	
ASPARAGUS FRESH		LB				111
	874 MEXICO			97548	21778	
	990 U STATES	4035	929	4851806	707220	
		4035	929	4949354	728998	
BEANS GREEN FRESH		LB				112
	874 MEXICO	12180	2325	73912	11589	
	990 U STATES	1306536	119874	11746216	1119873	
		1318716	122199	11820128	1131462	
BEETS FRESH EXCEPT SUGAR BEETS		LB				114
	990 U STATES	207384	9367	4084196	117610	
		207384	9367	4084196	117610	
CABBAGE FRESH		LB				115
	874 MEXICO			617400	25603	
	990 U STATES	2324003	57964	72001963	2065251	
		2324003	57964	72619363	2090854	
CARROTS FRESH		LB				116
	990 U STATES	1297084	61082	86212963	2271362	
		1297084	61082	86212963	2271362	
CAULIFLOWER FRESH		LB				117
	990 U STATES	1852622	160241	16103778	1357148	
		1852622	160241	16103778	1357148	
CELERY FRESH		LB				118
	990 U STATES	13561874	362550	104537068	3682359	
		13561874	362550	104537068	3682359	
CUCUMBERS FRESH		LB				119
	813 BAHAMAS			69200	6687	
	848 CUBA	10000	729	367418	39329	
	874 MEXICO	17787	1496	189170	21283	
	990 U STATES	2610880	128459	27508956	1531891	
		2638667	130684	28134744	1599190	
LETTUCE FRESH		LB				120
	990 U STATES	15965545	578795	155668251	6218432	
		15965545	578795	155668251	6218432	
MUSHROOMS TRUFFLES FRESH		LB				121
	54 FRANCE			629	1243	
	55 GERMANY W	745	1069	5210	8247	
	67 ITALY			1144	2219	
	246 CZECHO S			1497	3011	
	277 POLAND			1804	776	
	516 HONG KONG	465	1010	1692	3832	
	559 JAPAN	2143	3420	53136	102092	
	990 U STATES	35436	11080	871776	318579	
		38789	16579	936888	439999	
ONIONS FRESH		LB				122
	1 U KINGDOM			1400	70	
	67 ITALY			227140	11854	
	73 NETHRLNDS	12345	1016	371901	24688	
	82 SPAIN	608522	15901	6232318	142549	
	385 UAR EGYPT			1321218	29583	
	473 MOROCCO			43344	3650	
	614 AUSTRALIA			5964	341	
	622 NEW ZEAL			400	73	
	755 CHILE			4085908	141708	
	874 MEXICO			102970	6522	
	990 U STATES	2242870	132169	58008140	2001327	
		2863737	149086	70400703	2362365	
PEAS GREEN FRESH		LB				123
	874 MEXICO			392865	25627	
	990 U STATES	15020	2830	2043430	159002	
		15020	2830	2436295	184629	
POTATOES SWEET AND YAMS FRESH		CWT				124
	516 HONG KONG	106	2278	415	7190	
	990 U STATES	12563	92612	96815	548357	
		12669	94890	97230	555547	
POTATOES FRESH EXCEPT SEED		CWT				125
	990 U STATES	19581	63206	3081408	8887350	
		19581	63206	3081408	8887350	
SPINACH FRESH		LB				126
	874 MEXICO	13392	719	94608	5611	
	990 U STATES	907286	63328	8437773	543558	
		920678	64047	8532381	549169	
TOMATOES FRESH		LB				127
	82 SPAIN	94271	8335	420150	37638	
	813 BAHAMAS			76000	8185	
	848 CUBA	107966	5297	1404211	174324	
	874 MEXICO	9678757	619115	75897041	5015612	
	990 U STATES	3424911	457977	78093991	6828798	
		13305905	1090724	155891393	12064557	
VEGETABLES FRESH	N O P	LB				128
	44 BELG LUX			120	52	
	54 FRANCE			558	68	
	67 ITALY	26436	2512	398011	34757	
	516 HONG KONG	58600	7856	292622	47001	

IMPORTS INTO CANADA FOR CONSUMPTION

Commodities and Countries from which Imported		MONTH OF DECEMBER 1960		TWELVE MONTHS ENDED DECEMBER 1960		Class Number
		Quantities	Values (\$)	Quantities	Values (\$)	
559	JAPAN			3300	321	
755	CHILE			3025	578	
774	PERU			4193	745	
848	CUBA	4584	426	8884	1114	
874	MEXICO	267341	25366	675834	72204	
990	U STATES	7490143	559192	72995930	5037900	
		7857104	595352	74382477	5194740	
MUSTARD LIQUID						131
1	U KINGDOM				403	
49	DENMARK				1433	
54	FRANCE		4035		20986	
55	GERMANY W		326		9257	
73	NETHRLNDS		1682		5378	
86	SWITZRLND				1355	
516	HONG KONG		58		58	
990	U STATES		601		15592	
			6702		54462	
PASTE HARD VEGETABLE MEAT FISH		LB				132
1	U KINGDOM			363537	102294	
49	DENMARK			3000	992	
54	FRANCE			15822	5887	
55	GERMANY W			6282	1413	
67	ITALY	1966	1093	25833	16489	
73	NETHRLNDS			10255	3000	
76	NORWAY			16821	3136	
85	SWEDEN			503	504	
86	SWITZRLND			2026	490	
262	HUNGARY	490	86	6098	1504	
277	POLAND			17207	3321	
516	HONG KONG	828	336	7523	3051	
559	JAPAN			1281	455	
990	U STATES			1771246	555752	
		87918	30411	2247434	698288	
		91202	31926			
POTATOES DRIED		LB				133
1	U KINGDOM			4500	685	
55	GERMANY W			1530	434	
990	U STATES	408371	98392	4444580	1267557	
		408371	98392	4450610	1268676	
VEGETABLES DRIED		LB				134
1	U KINGDOM			9480	1798	
44	BELG LUX	2229	1213	9884	5181	
54	FRANCE			30950	11048	
55	GERMANY W	1133	272	25069	6857	
67	ITALY	6000	385	34278	13462	
73	NETHRLNDS	11153	2886	70044	19554	
82	SPAIN	1960	604	50641	8835	
245	BULGARIA			18806	3464	
262	HUNGARY	6614	1217	6614	1217	
363	LEBANON	154	87	154	87	
385	UAR EGYPT	34317	6777	201473	44378	
516	HONG KONG	8967	4283	57116	28510	
559	JAPAN			4407	2382	
990	U STATES	305069	115869	3186743	1196508	
		377596	133593	3705659	1343281	
VEGETABLES FROZEN 1LB OR LESS		LB				135
990	U STATES	562588	119076	8624584	1686184	
		562588	119076	8624584	1686184	
VEGETABLES FROZEN OVER 1 LB		LB				136
73	NETHRLNDS	16500	1974	16500	1974	
990	U STATES	549395	70555	8426476	1142925	
		565895	72529	8442976	1144899	
TOMATOES CANNED		LB				137
67	ITALY	775468	56015	11385597	830219	
82	SPAIN	39300	2986	886979	51243	
874	MEXICO			109800	7236	
990	U STATES	182298	16026	10461792	867804	
		997066	75027	22844168	1756502	
TOMATO PASTE CANNED		LB				138
59	GREECE	19590	2841	56137	7650	
67	ITALY	2782686	341899	8562980	1042717	
78	PORTUGAL			694244	71251	
82	SPAIN			334585	30674	
990	U STATES	663432	109512	11059544	1665837	
		3465708	454252	20707490	2818129	
TOMATO PULP AND PUREE CANNED		LB				139
990	U STATES	5146	413	291147	22718	
		5146	413	291147	22718	
TOMATO JUICE		LB				140
990	U STATES	541953	35832	14455255	971080	
		541953	35832	14455255	971080	
ASPARAGUS IN CANS		LB				141
54	FRANCE			16694	3653	
73	NETHRLNDS			270	73	
990	U STATES	169931	34635	2109634	390784	
		169931	34635	2126598	394510	
CORN IN CANS		LB				143
990	U STATES			1915866	259285	
				1915866	259285	
MUSHROOMS AND TRUFFLES IN CANS		LB				144
1	U KINGDOM			554	412	
49	DENMARK			508	533	
54	FRANCE			78337	30833	
55	GERMANY W	2291	1885	9869	6251	
67	ITALY			1636	3185	

IMPORTS INTO CANADA FOR CONSUMPTION

Commodities and Countries from which Imported	MONTH OF DECEMBER 1960		TWELVE MONTHS ENDED DECEMBER 1960		Class Number	
	Quantities	Values (\$)	Quantities	Values (\$)		
82 SPAIN	13875	3020	47949	12773	145	
516 HONG KONG			584	435		
559 JAPAN	402	414	36607	13750		
578 TAIWAN			720	412		
990 U STATES	17087	8000	153221	66814		
PEAS IN CANS	33655	13319	329985	135398		
1 U KINGDOM	LB		7330	1624	146	
44 BELG LUX			16809	3824		
54 FRANCE	285	65	44938	8132		
73 NETHRLNDS	1574	196	14507	1729		
990 U STATES	60000	6570	656678	65723		
VEGETABLE JUICE N O P CANNED	61859	6831	740262	81032		
86 SWITZRLND	LB		9039	1973	147	
516 HONG KONG	400	71	1000	146		
990 U STATES	10188	1294	203047	31178		
VEGETABLES N O P IN CANS	10588	1365	213086	33297		
1 U KINGDOM	LB		65791	7611	148	
44 BELG LUX	10920	2148	88147	16229		
54 FRANCE	9064	1192	61851	13087		
55 GERMANY W	81070	5467	275085	29979		
59 GREECE	26086	3801	111465	14145		
67 ITALY	9000	2243	74882	14383		
73 NETHRLNDS	68299	6284	418477	43160		
82 SPAIN	8945	1690	79695	12380		
262 HUNGARY			1499	209		
385 UAR EGYPT			19964	3681		
487 TUNISIA			10685	8040		
516 HONG KONG	14314	4039	213910	52504		
559 JAPAN	1829	586	31487	8801		
578 TAIWAN	21390	3164	131016	20029		
752 BRAZIL			8475	1500		
824 JAMAICA			4212	1152		
990 U STATES	525477	54305	5989310	587489		
PIMENTOS IN CANS	776394	84919	7585951	834379		
67 ITALY	LB		11568	2458		149
82 SPAIN	42500	5757	380934	50991		
559 JAPAN	4200	1340	14440	3956		
990 U STATES	510	244	160943	42987		
BEANS GREEN OR WAX CANNED	47210	7341	567885	100392		
44 BELG LUX	LB		10785	2037	150	
54 FRANCE			42241	9715		
59 GREECE	2925	263	23690	2169		
67 ITALY	4120	658	72918	10995		
73 NETHRLNDS	609	79	67020	7566		
443 ALGERIA			8000	1765		
990 U STATES	35640	5327	171821	22533		
BEANS BAKED CANNED	43294	6327	396475	56780		
1 U KINGDOM	LB	5650	521	12503		151
54 FRANCE	5661	1159	21151	3307		
73 NETHRLNDS	31910	3613	84612	10348		
559 JAPAN			360	76		
990 U STATES	155129	14999	3924667	359360		
PICKLES PACKAGED RETAIL SALE	198350	20292	4043293	374261		
1 U KINGDOM	GAL	1378	6011	38714	152	
44 BELG LUX			44	178		
49 DENMARK			663	874		
54 FRANCE	50	275	168	506		
55 GERMANY W	1968	3356	13396	21093		
59 GREECE			230	245		
67 ITALY	1140	1774	7726	22515		
73 NETHRLNDS			1826	2490		
82 SPAIN	300	625	484	986		
246 CZECHO S			4880	3094		
277 POLAND			1216	1098		
516 HONG KONG	737	1348	9663	15920		
519 INDIA			653	2381		
559 JAPAN	60	157	2179	5764		
752 BRAZIL			105	305		
824 JAMAICA			286	847		
990 U STATES	19802	27229	459877	605415		
PICKLES N O P	25435	40775	542070	762358		
1 U KINGDOM	GAL	480	527	7080		153
44 BELG LUX			290	190		
53 FINLAND			27	70		
54 FRANCE			450	386		
55 GERMANY W	440	283	3915	5360		
59 GREECE	271	323	3403	3666		
67 ITALY	21720	41847	103027	135849		
73 NETHRLNDS	43671	46691	271209	325541		
82 SPAIN	27316	18639	182841	124191		
355 ISRAEL			4000	1725		
516 HONG KONG	1424	2681	10001	17868		
519 INDIA	25	74	25	74		
559 JAPAN	1019	2340	5732	10763		
990 U STATES	49084	34937	671686	414120		
SAUCES N O P	145450	148342	1263686	1055288		
1 U KINGDOM	GAL	465	1647	19613		

IMPORTS INTO CANADA FOR CONSUMPTION

Commodities and Countries from which Imported		MONTH OF DECEMBER 1960		TWELVE MONTHS ENDED DECEMBER 1960		Class Number
		Quantities	Values (\$)	Quantities	Values (\$)	
49	DENMARK			174	477	
54	FRANCE			219	483	
55	GERMANY W			907	2319	
67	ITALY			1317	2520	
73	NETHRLNDS	101	309	4792	23898	
86	SWITZRLND			523	1499	
516	HONG KONG	4084	8688	28714	63247	
519	INDIA			73	419	
559	JAPAN	38	107	1827	3171	
824	JAMAICA			90	367	
990	U STATES	32256	70509	416936	896848	
SAUCES SOY		36944	81260	475185	1040102	
		GAL				155
516	HONG KONG	20072	15375	109871	79687	
559	JAPAN	1801	1754	22093	26876	
990	U STATES	5868	6894	47346	52388	
		27741	24023	179310	158951	
KETCHUP		GAL				156
990	U STATES	18205	25928	461970	641478	
		18205	25928	461970	641478	
BUSH BARLEY BUCK WHEAT AND RYE		BUSH				161
990	U STATES			3017	6641	
				3017	6641	
BEANS SOYA		BUSH				162
516	HONG KONG			242	2905	
990	U STATES	2782310	5869874	15208336	32200612	
		2782310	5869874	15208578	32203517	
BEANS N O P		LB				163
1	U KINGDOM			10150	1205	
44	BELG LUX	800	81	21505	1845	
54	FRANCE			7165	557	
67	ITALY	82628	9015	559782	54155	
73	NETHRLNDS	929	242	35710	5095	
78	PORTUGAL	12125	1024	34345	3387	
415	KENYA	33530	2554	89508	5866	
425	TANGANYKA			111358	7164	
473	MOROCCO			7600	984	
476	MOZAMBQUE			500	500	
516	HONG KONG	2450	263	45855	4901	
519	INDIA			22270	1844	
559	JAPAN	1000	150	20132	2850	
744	ARGENTINA			7951	590	
755	CHILE			232295	17424	
774	PERU	47712	5415	677561	57725	
990	U STATES	687816	61640	5533785	539107	
		868990	80384	7417472	705199	
INDIAN CORN		BUSH				167
990	U STATES	3315322	3565672	14946643	17608748	
		3315322	3565672	14946643	17608748	
OATS		BUSH				168
990	U STATES			2809	9086	
				2809	9086	
PEAS SPLIT		LB				169
1	U KINGDOM	33040	4276	142859	20306	
73	NETHRLNDS			5756	486	
363	LEBANON			5401	638	
755	CHILE			49541	8947	
990	U STATES	94030	8139	832998	62429	
		127070	12415	1036555	92806	
PEAS N O P		LB				170
54	FRANCE			35825	2473	
67	ITALY			73524	5729	
73	NETHRLNDS			32412	2039	
78	PORTUGAL	19149	1937	27416	2814	
422	RHDD NYAS			300	300	
473	MOROCCO			8267	484	
622	NEW ZEAL	50000	3283	72664	4730	
874	MEXICO	24192	3610	241108	33968	
990	U STATES	43423	4103	2775603	195868	
		136764	12933	3267119	248405	
RICE UNCLEANNED UNHULLED PADDY		CWT				171
67	ITALY	51211	259992	158879	811073	
73	NETHRLNDS	40135	267388	113328	795880	
82	SPAIN			2349	10131	
385	UAR EGYPT			1102	4750	
614	AUSTRALIA			55429	434410	
777	SURINAM			11023	59485	
782	URUGUAY			114211	531640	
874	MEXICO			76790	432488	
990	U STATES	3116	18315	94305	513522	
		94462	545695	627416	3593379	
RICE CLEANED		CWT				172
1	U KINGDOM	100	579	266	1930	
44	BELG LUX	475	3719	15886	61463	
67	ITALY	352	2854	19870	130334	
73	NETHRLNDS	550	4421	4314	32529	
82	SPAIN			4480	16723	
516	HONG KONG	60	522	291	2542	
545	BURMA			10942	26551	
553	CHINA COM			44800	110605	
559	JAPAN			100	1242	
614	AUSTRALIA			85972	356383	
744	ARGENTINA	6901	19502	29098	77983	
782	URUGUAY			1099	4979	
990	U STATES	20771	205830	214848	2166179	
		29209	237427	431966	2989443	

IMPORTS INTO CANADA FOR CONSUMPTION

Commodities and Countries from which Imported	MONTH OF DECEMBER 1960		TWELVE MONTHS ENDED DECEMBER 1960		Class Number
	Quantities	Values (\$)	Quantities	Values (\$)	
WHEAT					
990 U STATES	BUSH		2550	6153	174
			2550	6153	
ALFALFA OR GRASS MEAL DEHYD					
990 U STATES	CWT		17751	42329	180
			17751	42329	
BRAN AND MILL FEED					
990 U STATES	CWT		25208	69723	182
	460	4661	25208	69723	
CORN MEAL					
67 ITALY	BBL		48	578	184
990 U STATES			80540	535214	
	5816	39151	80588	535792	
HOMINY CRACKED OR DRIED CORN					
990 U STATES	CWT		155141	487420	185
	11496	33195	155141	487420	
MALT FLOUR					
990 U STATES	LB		281000	23105	187
	5000	512	281000	23105	
OATMEAL AND ROLLED OATS					
1 U KINGDOM	LB		500	69	188
990 U STATES			1823	218	
	1073	158	1823	218	
	1573	227	2323	287	
RICE STARCH FLOUR MEAL FEED					
54 FRANCE	LB		1256	136	189
55 GERMANY W			132000	11221	
73 NETHRLNDS			2710	507	
516 HONG KONG		2146	68960	9620	
559 JAPAN			1335	296	
990 U STATES		655	1370325	122989	
	18530	2801	1576586	144769	
SAGO AND CASSAVA FLOUR					
1 U KINGDOM	LB		58072	3031	192
516 HONG KONG		657	22380	2972	
524 MALAYA			8960	366	
583 THAILAND		10433	2529138	82477	
752 BRAZIL		147	364585	16925	
990 U STATES		748	1367168	105223	
	359025	11985	4350303	210994	
WHEAT FLOUR					
1 U KINGDOM	CWT		40	200	194
990 U STATES			1819	10818	
	24	106	1859	11018	
CEREALS MILLED N O P					
1 U KINGDOM	CWT		64	1529	195
73 NETHRLNDS		145	7	70	
990 U STATES		6881	7848	27570	
	1600	7026	7919	29169	
BISCUITS AND BREAD DIETARY					
1 U KINGDOM		969		10225	201
54 FRANCE				9246	
990 U STATES		68		30556	
		1037		50027	
BISCUITS NOT SWEETENED N O P					
1 U KINGDOM	LB		1005363	320043	203
44 BELG LUX			2560	1142	
49 DENMARK		1401	36122	7056	
53 FINLAND		489	6372	1301	
54 FRANCE		11464	234293	45933	
55 GERMANY W		264	19895	6500	
67 ITALY		2082	6206	2282	
73 NETHRLNDS		6944	207805	51320	
76 NORWAY		2865	66295	11102	
85 SWEEN		9390	575165	103384	
516 HONG KONG		780	5369	3095	
559 JAPAN		2517	35138	13229	
990 U STATES		78437	2768144	856451	
	550311	145377	4968727	1422836	
BISCUITS SWEETENED N O P					
1 U KINGDOM	LB		9975346	3867447	204
43 AUSTRIA		5414	43000	15476	
44 BELG LUX		13967	294649	113471	
49 DENMARK		3108	67350	15395	
54 FRANCE		9681	283132	68288	
55 GERMANY W		8386	156676	62696	
64 IRELAND		589	7718	3112	
67 ITALY		602	55469	18136	
73 NETHRLNDS		13562	492665	120336	
85 SWEDEN			1640	824	
86 SWITZRLND		1852	17481	5881	
246 CZECHO S			480	242	
516 HONG KONG		1481	18186	10381	
559 JAPAN		1085	29997	10322	
990 U STATES		42025	2085572	514724	
	157453	414640	13529361	4826745	
BREAD PASSOVER MATZO PRODUCTS					
1 U KINGDOM		390		1019	205
55 GERMANY W		118		2030	
355 ISRAEL				739	
990 U STATES		8581		34954	
		9089		359984	
CEREAL FOODS 25 POUNDS OR LESS					
1 U KINGDOM	LB		551135	63492	206
55 GERMANY W		1868	105928	20400	
64 IRELAND		1757	10500	1322	
67 ITALY			6545	2683	
	8028				
	10626				

IMPORTS INTO CANADA FOR CONSUMPTION

Commodities and Countries from which Imported	MONTH OF DECEMBER 1960		TWELVE MONTHS ENDED DECEMBER 1960		Class Number
	Quantities	Values (\$)	Quantities	Values (\$)	
73 NETHRLNDS	12346	1112	59900	6486	207
76 NORWAY			6633	1131	
516 HONG KONG	700	240	8215	2774	
559 JAPAN			4670	1425	
990 U STATES	345174	79462	3419398	845608	
CEREAL FOODS PREPARED N O P	376874	84439	4172924	945321	
1 U KINGDOM		189		7786	208
54 FRANCE				508	
55 GERMANY W		80		1661	
67 ITALY				1359	
559 JAPAN		96		1645	
990 U STATES		22963		349448	
MACARONI AND VERMICELLI		23328		362407	
54 FRANCE	LB 569	75	2526	401	209
67 ITALY	177773	16904	595792	67724	
73 NETHRLNDS		2668	93123	10124	
516 HONG KONG	10380	1891	81524	17496	
559 JAPAN			6940	1068	
990 U STATES	146732	23310	3584916	505391	
MILK FOODS N O P	361251	44848	4364821	602204	
1 U KINGDOM	LB 561	122	22869	7360	221
55 GERMANY W			6666	4772	
73 NETHRLNDS	2508	1061	2508	1061	
76 NORWAY	2726	1132	22413	9292	
85 SWEDEN	1455	462	7222	2291	
990 U STATES	49816	34417	657101	429189	
ARROWROOT	57066	37194	718779	453965	
614 AUSTRALIA	LB 35721	4738	143432	18000	222
826 LEEW WIND			450000	51201	
990 U STATES	23000	5049	47000	10529	
MALT WHOLE CRUSHED OR GROUND	58721	9787	640432	79730	224
SAGO AND TAPIOCA	LB				225
524 MALAYA			126015	7864	226
556 INDONESIA	17066	1995	165670	17757	
752 BRAZIL			135555	11051	
990 U STATES	106400	15127	1022850	147366	
ALL OTHER BREADSTUFFS N O P	123466	17122	1450090	184038	
1 U KINGDOM		1470		13118	239
55 GERMANY W		549		939	
516 HONG KONG		2485		2485	
990 U STATES		2189		31380	
CHOCOLATES IN RETAIL PACKAGES	LB				
1 U KINGDOM	359034	120491	2041787	911182	239
43 AUSTRIA			5630	3686	
44 BELG LUX	9299	4630	19177	8445	
49 DENMARK			1209	838	
53 FINLAND			910	338	
54 FRANCE	4090	2044	16312	6146	
55 GERMANY W	8218	3871	174874	88354	
64 IRELAND	33917	14763	729194	326120	
67 ITALY	4818	6752	20298	15954	
73 NETHRLNDS	15673	6570	122552	54782	
76 NORWAY			1540	576	
85 SWEDEN			606	300	
86 SWITZRLND			75294	50457	
246 CZECHO S	8399	3340	8399	3340	
355 ISRAEL	6348	4124	22656	14347	
990 U STATES	47409	25833	525266	233275	
CONFECTIONERY CHOCOLATE N O P	497205	192418	3765704	1718140	
1 U KINGDOM	LB 382172	133465	4959784	1739216	240
43 AUSTRIA	5751	1976	25563	12063	
44 BELG LUX	30266	11535	67303	28179	
49 DENMARK	1049	404	46333	21199	
53 FINLAND			12170	4548	
54 FRANCE	34146	9084	231350	71621	
55 GERMANY W	73602	36210	598565	303498	
59 GREECE	4160	1140	4160	1140	
64 IRELAND	224	57	224775	101875	
67 ITALY	4394	2464	62082	39229	
73 NETHRLNDS	131564	46112	716749	269829	
76 NORWAY			8838	4801	
85 SWEDEN			35071	10615	
86 SWITZRLND	24868	11642	172894	95807	
246 CZECHO S	30576	11066	123702	41247	
277 POLAND	2448	290	4922	999	
355 ISRAEL	39748	14626	133859	41395	
559 JAPAN			886	362	
990 U STATES	178090	68611	2563192	894791	
FRUIT PIES FROZEN	943058	348682	9992198	3682414	
990 U STATES	LB 137441	27086	925334	203828	241
	137441	27086	925334	203828	
CONFECTIONS SWEETENED N O P	LB				242
1 U KINGDOM	162452	34561	865745	215373	242
44 BELG LUX	3068	430	18455	3375	
49 DENMARK	18242	6439	62442	19804	
54 FRANCE	13679	2459	45730	11863	

IMPORTS INTO CANADA FOR CONSUMPTION

Commodities and Countries from which Imported	MONTH OF DECEMBER 1960		TWELVE MONTHS ENDED DECEMBER 1960		Class Number
	Quantities	Values (\$)	Quantities	Values (\$)	
55 GERMANY W	25185	9861	143414	55847	
64 IRELAND			74741	25516	
67 ITALY	13014	6476	48333	34038	
73 NETHRLNDS	70832	10668	347384	53686	
86 SWITZRLND	104	495	104	495	
516 HONG KONG	2025	611	28485	9917	
559 JAPAN			75	60	
886 P RICO			3600	2074	
990 U STATES	369184	147540	6203819	2253645	
FRUITS PEELS CANDIED	677785	219540	7842327	2685693	
1 U KINGDOM	LB		15270	4438	243
54 FRANCE	48132	11453	1595215	368500	
67 ITALY	450	198	64659	15008	
73 NETHRLNDS			980	187	
82 SPAIN			4800	1775	
427 UN SO AFR			23500	2691	
516 HONG KONG	512	347	4026	1700	
578 TAIWAN			17637	2525	
614 AUSTRALIA			126424	19178	
990 U STATES	7147	5531	233060	65885	
GINGER PRESERVED	56241	17529	2085571	481887	
1 U KINGDOM	LB		2077	1407	244
516 HONG KONG	20045	7626	275431	47604	
559 JAPAN	875	173	3225	732	
SUGAR CANDY CONFECTIONERY N O P	21505	8261	280733	49743	
1 U KINGDOM	LB		17489249	3880208	246
43 AUSTRIA	1567279	365269	156223	37041	
44 BELG LUX	410	161	10033	6076	
49 DENMARK	4802	1418	291881	65352	
53 FINLAND	508	188	24300	5697	
54 FRANCE	57392	17813	390581	97783	
55 GERMANY W	15893	3342	343165	96353	
59 GREECE	2734	535	7761	1963	
64 IRELAND	7905	1789	82480	22264	
67 ITALY	40284	12750	275599	106855	
73 NETHRLNDS	289160	49046	1786403	337909	
82 SPAIN			1993	1390	
85 SWEDEN			339581	57370	
86 SWITZRLND			9476	4526	
246 CZECHO S	68918	9240	238677	31309	
258 GERMANY E	21860	2721	40185	5098	
277 POLAND	10076	1141	121430	14722	
287 U S S R			2249	664	
316 CYPRUS			3136	537	
355 ISRAEL	22800	3791	156255	29406	
516 HONG KONG	20220	8468	107249	30757	
559 JAPAN	806	379	22610	6555	
614 AUSTRALIA			1400	154	
822 BARBADOS	1350	262	1350	262	
824 JAMAICA			14000	1849	
886 P RICO			11250	1940	
990 U STATES	279670	87897	4539861	1147625	
BUBBLE GUM	2412067	566210	26468377	5991607	
1 U KINGDOM	LB		171871	41905	247
49 DENMARK	20694	4778	124405	49826	
54 FRANCE	1528	520	22046	4418	
55 GERMANY W	8818	1716	29855	6201	
64 IRELAND	46826	9015	257814	54636	
67 ITALY			3748	1467	
73 NETHRLNDS	871	252	71511	33276	
355 ISRAEL	2290	695	5558	1607	
990 U STATES	30225	9901	905631	268141	
CHEWING GUM N O P	111252	26877	1592439	461477	
1 U KINGDOM	LB		37373	9148	249
49 DENMARK	12952	2459	39299	10892	
54 FRANCE			1102	996	
55 GERMANY W			8407	2404	
73 NETHRLNDS	3802	974	63837	19546	
990 U STATES	11682	3907	149136	45401	
GLUCOSE AND SYRUP	28436	7340	299154	88387	
CORN SYRUP	CWT				251
1 U KINGDOM	1312	7435	7498	43601	
55 GERMANY W	17	653	213	8166	
73 NETHRLNDS	62	731	404	4569	
427 UN SO AFR			894	3539	
990 U STATES	5621	44656	94573	723322	
MOLASSES OF CANE	7012	53475	103582	783197	
N O P	GAL				252
716 B GUIANA			6351360	486888	
826 LEEW WIND			591463	46858	
828 TRINIDAD	93760	8907	4910480	389899	
848 CUBA			1747178	192344	
855 DOM REP			1114833	107851	
862 FR W IND			248890	24024	
886 P RICO			528868	47164	
990 U STATES	195641	31499	2047091	284647	
MOLASSES FOR HUMAN CONSUMPTION	289401	40406	17540163	1579672	
822 BARBADOS	GAL				255
848 CUBA	229949	110442	2371214	1198826	
990 U STATES			1160807	473470	
			26756	40654	
	229949	110442	3558777	1712950	

IMPORTS INTO CANADA FOR CONSUMPTION

Commodities and Countries from which Imported	MONTH OF DECEMBER 1960		TWELVE MONTHS ENDED DECEMBER 1960		Class Number
	Quantities	Values (\$)	Quantities	Values (\$)	
SYRUPS OF CANE OR BEET N O P	GAL				256
1 U KINGDOM			31853	42347	
990 U STATES	146	440	4232	9658	
SUGAR RAW IMPORTED BY REFINERS	CWT				262
417 MAURITIUS			579940	2099608	
427 UN SO AFR	43608	184083	459862	1827803	
614 AUSTRALIA	226240	812196	3674832	12722549	
617 FIJI	211680	894346	15977336	6473049	
716 B GUIANA	281571	1060017	2052070	8007240	
822 BARBADOS			351897	1315874	
824 JAMAICA	192962	784798	2333188	9234329	
826 LEEW WIND			159316	588190	
828 TRINIDAD	58720	233032	1039590	3963248	
848 CUBA			1102402	3529046	
SUGAR RAW N O P	CWT				263
716 B GUIANA	3491	14740	65726	268670	
848 CUBA			182219	647796	
SUGAR REFINED	CWT				264
1 U KINGDOM			92	1104	
73 NETHRLNDS			39	415	
516 HONG KONG			4408	22743	
990 U STATES	34	520	1450	14857	
SUGAR AND SYRUP MAPLE	LB				265
			5989	39119	
COCOA BEANS NOT ROASTED	CWT				271
1 U KINGDOM			13837	393368	
55 GERMANY W			350	10160	
73 NETHRLNDS			840	24766	
414 GHANA			79858	2110556	
418 NIGERIA			130701	3372125	
513 CEYLON	112	2743	2128	58929	
614 AUSTRALIA			224	6166	
752 BRAZIL	4549	108268	22065	558642	
763 ECUADOR	986	24819	11846	317330	
785 VENEZUELA			3092	95841	
824 JAMAICA			14322	348363	
826 LEEW WIND	540	12555	2740	69248	
828 TRINIDAD			2436	82550	
855 DOM REP	379	9606	1391	35335	
990 U STATES	4817	127034	53122	1620070	
COCOA BUTTER	LB				273
1 U KINGDOM	215040	126405	4869893	2814208	
54 FRANCE			43740	32810	
64 IRELAND			40320	25607	
67 ITALY	83776	44132	189421	101955	
73 NETHRLNDS	78506	41219	964347	533629	
82 SPAIN			220460	115274	
752 BRAZIL			1362398	722250	
824 JAMAICA	67123	35350	1088938	597401	
828 TRINIDAD			93814	48541	
855 DOM REP	3168	1925	4168	2483	
990 U STATES			94618	64644	
COCOA PASTE NOT SWEETENED	LB				274
1 U KINGDOM	112600	40641	999771	345920	
54 FRANCE	44089	15932	418811	151548	
55 GERMANY W	11023	2920	165345	40956	
73 NETHRLNDS	16200	4507	801857	195841	
355 ISRAEL			576	391	
752 BRAZIL			563823	66215	
990 U STATES	3031	402	32496	11585	
COCOA PASTE SWEETENED	LB				275
1 U KINGDOM	1680	363	40746	12084	
44 BELG LUX			882	393	
55 GERMANY W			441	241	
73 NETHRLNDS	2534	918	11267	3955	
86 SWITZRLND			1261	581	
990 U STATES	8350	2927	151560	54439	
COCOA OR CHOCOLATE POWDER	LB				276
1 U KINGDOM	44144	6939	170422	42456	
54 FRANCE			82497	14591	
55 GERMANY W			138513	24635	
67 ITALY	22927	3034	79245	12526	
73 NETHRLNDS	142552	31269	2099393	462231	
752 BRAZIL			11050	2667	
990 U STATES	158426	45032	1983562	526708	
COCOA AND CHOCOLATE PREPS N O P	LB				277
1 U KINGDOM	151735	58531	2901499	755685	
44 BELG LUX	917	357	1079	412	
54 FRANCE	25336	10376	26736	11192	
55 GERMANY W	26782	4841	244021	43607	
64 IRELAND	5145	1438	3499350	599365	
67 ITALY			1102	255	
73 NETHRLNDS	104964	17961	1130485	184367	
752 BRAZIL	220460	26813	1306778	165785	
855 DOM REP	55000	8759	55000	8759	
990 U STATES	99717	21517	1312951	311653	
	690056	150593	10479001	2081080	

IMPORTS INTO CANADA FOR CONSUMPTION

Commodities and Countries from which Imported		MONTH OF DECEMBER 1960		TWELVE MONTHS ENDED DECEMBER 1960		Class Number
		Quantities	Values (\$)	Quantities	Values (\$)	
CHICORY		LB				282
44	BELG LUX	20945	1611	101622	7988	
54	FRANCE	43630	2540	145822	8595	
73	NETHRLNDS	1008	100	159586	12414	
427	UN SO AFR			350	399	
990	U STATES	4296	1692	78859	26080	
		69879	5943	486239	55476	
COFFEE GREEN		LB				283
1	U KINGDOM			194708	70653	
329	B M E NES			145863	59023	
344	ETHIOPIA			113494	39553	
415	KENYA	726966	290276	4357898	1702389	
418	NIGERIA			88571	30720	
422	RHOD NYAS	8580	2967	8580	2967	
425	TANGANYKA	554393	208270	3602871	1318653	
426	UGANDA	267444	52982	5001816	1045365	
446	ANGOLA	650	130	669597	155081	
449	BEL CONGO	47637	16409	1908033	696565	
524	MALAYA			11200	5081	
747	BOLIVIA			26335	9656	
752	BRAZIL	4534975	1628013	54283184	18540832	
758	COLOMBIA	2611782	1074687	28699119	12158922	
763	ECUADOR	32097	8720	781550	281849	
769	PARAGUAY			38016	12776	
774	PERU	94864	38563	468509	189374	
785	VENEZUELA	137983	55513	618335	248938	
824	JAMAICA			294520	111427	
828	TRINIDAD	20055	3783	306494	68511	
845	C RICA	213097	86805	1804517	748305	
855	DOM REP	473011	166264	2160271	787726	
857	EL SALVD	121759	42527	1990866	752927	
864	GUATEMALA	818671	318932	3323203	1323617	
867	HAITI	32507	10513	124854	40904	
869	HONDURAS			904340	348979	
874	MEXICO	399376	151159	7735245	3035511	
879	NICARAGUA			252124	95450	
883	PANAMA	66000	23575	124805	47817	
886	P RICO			175480	67496	
990	U STATES	1157460	310039	11406308	3317336	
		12319307	4490127	131620706	47314403	
COFFEE ROASTED AND SUBSTITUTES		LB				286
1	U KINGDOM	360	204	2502	1541	
55	GERMANY W			7243	1607	
73	NETHRLNDS	240	56	3581	1767	
824	JAMAICA	750	654	1446	1170	
990	U STATES	151847	103081	1831729	1224542	
		153197	103995	1846501	1230627	
COFFEE EXTRACT OF N O P		LB				287
1	U KINGDOM	501	160	92630	31922	
73	NETHRLNDS			2585	644	
990	U STATES	5028	4094	654395	284974	
		5529	4254	749610	317540	
INSTANT COFFEE POWDER		LB				288
54	FRANCE			3105	10986	
55	GERMANY W			1330	2066	
73	NETHRLNDS	30	132	4198	10478	
86	SWITZRLND			85	380	
427	UN SO AFR			3080	3491	
857	EL SALVD	2000	5753	2068	5975	
864	GUATEMALA	55840	68568	280230	336341	
990	U STATES	526652	824822	4380492	7281386	
		584522	899275	4674588	7651103	
CLOVES UNGROUND		LB				291
1	U KINGDOM			7432	1924	
415	KENYA			132800	40781	
990	U STATES	249	882	5909	3818	
		249	882	146141	46523	
GINGER UNGROUND		LB				292
1	U KINGDOM			36836	6255	
423	S LEONE			25760	4652	
516	HONG KONG	3220	434	31580	3794	
519	INDIA	4480	795	51520	12170	
578	TAIWAN			5000	624	
617	FIJI	2500	344	42200	5351	
824	JAMAICA	4542	987	152910	42539	
848	CUBA	314	.62	27165	2753	
886	P RICO			16885	2199	
990	U STATES	2687	796	33984	8001	
		17743	3418	423840	88338	
MUSTARD GROUND		LB				293
1	U KINGDOM	39044	20195	415692	212289	
73	NETHRLNDS	10912	562	10912	562	
990	U STATES	28533	9208	224672	64507	
		78489	29965	651276	277358	
NUTMEGS AND MACE		LB				294
73	NETHRLNDS			1250	1106	
513	CEYLON			44800	20163	
524	MALAYA	3077	3738	34117	43418	
826	LEE WIND	3935	4474	218331	272163	
828	TRINIDAD			5612	6580	
990	U STATES	877	3164	10364	21748	
		7889	11376	314474	365175	
PEPPER UNGROUND		LB				295
1	U KINGDOM			170552	144086	
82	SPAIN	5500	1572	6270	1792	
262	HUNGARY			6090	1112	

IMPORTS INTO CANADA FOR CONSUMPTION

Commodities and Countries from which Imported	MONTH OF DECEMBER 1960		TWELVE MONTHS ENDED DECEMBER 1960		Class Number
	Quantities	Values (\$)	Quantities	Values (\$)	
382 TURKEY			11023	1758	
418 NIGERIA			47830	10075	
426 UGANOVA			9180	3126	
473 MOROCCO			16500	3300	
513 CEYLON			100800	43988	
519 INDIA	44800	20114	1667436	872350	
524 MALAYA	70720	35634	959582	539833	
529 B E I NES			21280	17220	
559 JAPAN	1000	258	66300	15434	
752 BRAZIL			44446	28528	
824 JAMAICA			3360	1953	
990 U STATES	3066	2579	96225	42282	
S PICES N O P UNGROUND	125086	60157	3226874	1726837	297
1 U KINGDOM	2240	185	33172	4890	
55 GERMANY W			420	210	
73 NETHRLNDS	6614	1309	26201	8077	
429 B AFR NES			52085	3965	
513 CEYLON			7600	5129	
516 HONG KONG	11200	3955	56000	16059	
519 INDIA			4480	529	
524 MALAYA			258159	58270	
556 INOONESIA			157235	28294	
586 VIET NAM			11243	4086	
824 JAMAICA	12320	7350	124600	74479	
874 MEXICO			6623	3530	
886 P RICO			1300	201	
990 U STATES	2263	1326	63811	28378	
GINGER AND SPICES N O P GROUND	34637	14125	802929	236097	298
1 U KINGDOM	3091	3369	43629	29061	
54 FRANCE	220	258	262	323	
55 GERMANY W	40	59	6444	5707	
73 NETHRLNDS			2428	1144	
82 SPAIN	77550	23749	6349	4580	
822 HUNGARY	3300	516	576348	152552	
888 YUGO SLAV	11000	2387	56500	10072	
516 HONG KONG			71987	13869	
519 INDIA	3088	839	300	128	
874 MEXICO			31377	7522	
990 U STATES	23669	27577	1920	659	
VANILLA BEANS CRUDE	121958	58754	1226939	548367	300
1 U KINGDOM			3064	36786	
826 LEEW WIND			423	4084	
974 MEXICO	506	4046	7165	82407	
990 U STATES	1039	7640	31118	358189	
SEEDS AROMATIC CRUDE	1545	11686	41770	481466	301
1 U KINGDOM	5561	506	23000	5448	
54 FRANCE			5937	1318	
55 GERMANY W	7830	1220	18166	2646	
73 NETHRLNDS	12650	1942	199117	34021	
82 SPAIN			15954	1936	
473 MOROCCO			237360	11986	
516 HONG KONG			2240	160	
519 INDIA	8392	1285	13222	4628	
864 GUATEMALA			1516	4499	
990 U STATES	1643	1819	57864	21447	
TEA BLACK	36076	6772	574376	88089	319
1 U KINGDOM	435935	285339	5877518	3526974	
44 BELG LUX	5387	2330	43340	19004	
55 GERMANY W			32040	12980	
64 IRELAND	1200	995	9610	7326	
73 NETHRLNDS	3284	1482	296474	133026	
115 KENYA	72407	42685	1260903	660346	
422 RHOD NYAS			25538	12589	
425 TANGANYKA	6567	3775	239215	121572	
426 UGANOVA	78647	47880	441563	225005	
449 BEL CONGO			247607	125361	
13 CEYLON	1320610	720135	18434581	9623331	
16 HONG KONG	10921	7064	96224	50917	
19 INDIA	1921276	1125338	15311974	8483206	
224 MALAYA			12192	5983	
227 PAKISTAN			110640	49668	
53 CHINA COM			29427	9897	
56 INDONESIA	44763	16731	155530	62762	
59 JAPAN			214800	42085	
78 TAIWAN	15500	3302	108285	26932	
144 ARGENTINA			2260	678	
990 U STATES	36903	23381	459826	281535	
TEA GREEN	3953400	2280437	43409547	23481177	320
1 U KINGDOM	80	74	2156	2534	
16 HONG KONG	3858	2439	29110	19000	
53 CHINA COM	900	673	1500	1125	
59 JAPAN	328	214	342524	100405	
78 TAIWAN			780	555	
990 U STATES			600	290	
VINEGAR	5166	3400	376670	123909	341
1 U KINGDOM			69	233	
44 FRANCE			2791	3570	
55 GERMANY W			36	63	

IMPORTS INTO CANADA FOR CONSUMPTION

Commodities and Countries from which Imported	MONTH OF DECEMBER 1960		TWELVE MONTHS ENDED DECEMBER 1960		Class Number
	Quantities	Values (\$)	Quantities	Values (\$)	
67 ITALY	4764	4037	14016	14157	
73 NETHRLNDS			314	286	
78 PORTUGAL			467	150	
516 HONG KONG	36	102	978	882	
559 JAPAN			459	376	
990 U STATES	437	544	66610	29738	
	5237	4683	85740	49455	
YEAST IN CAKES AND PACKAGES	LB				352
1 U KINGDOM	20638	2404	331940	35651	
54 FRANCE	94	58	398	379	
73 NETHRLNDS			4317	2003	
990 U STATES	3291	2910	36883	29258	
	24023	5372	373538	67291	
YEAST IN BULK	LB				353
990 U STATES	5725	961	43232	7245	
	5725	961	43232	7245	
HOPS	LB				362
55 GERMANY W	31333	25901	50899	46197	
288 YUGO SLAV	8067	5367	30307	20159	
990 U STATES	676794	381182	1837976	1014870	
	716194	412450	1919182	1081226	
LIQUORICE UNSWEETENED	LB				364
1 U KINGDOM			300	75	
382 TURKEY			109978	17544	
990 U STATES	64400	15477	490267	116627	
	64400	15477	600545	134247	
MALT SYRUP AND EXTRACTS	LB				365
1 U KINGDOM	10380	1995	397384	80090	
55 GERMANY W			960	279	
73 NETHRLNDS	27500	4112	65368	9654	
990 U STATES	73484	16418	938163	184679	
	111364	22525	1401875	274702	
ESSENCES EXTRACTS N O P	GAL				367
1 U KINGDOM	261	1564	1915	20869	
55 GERMANY W			92	4376	
67 ITALY			382	11797	
73 NETHRLNDS			532	3313	
815 BERMUDA			82	4557	
990 U STATES	89	2826	923	21673	
	350	4390	3926	66585	
POTATOES FRENCH FRIED FROZEN	LB				380
990 U STATES	41815	8504	1598634	202881	
	41815	8504	1598634	202881	
POTATO CHIPS NOT FROZEN	LB				381
1 U KINGDOM			13370	4470	
990 U STATES	354819	146428	3358739	1413691	
	354819	146428	3372109	1418161	
VEGETABLE FOOD PRODUCTS N O P					390
1 U KINGDOM		14771		325795	
44 BELG LUX				2379	
49 DENMARK				3172	
54 FRANCE				4336	
55 GERMANY W		1587		25186	
67 ITALY				1354	
73 NETHRLNDS		3563		62921	
78 PORTUGAL				552	
85 SWEDEN		5384		17094	
86 SWITZRLND		343		8725	
363 LEBANON		1225		1717	
516 HONG KONG		13208		76506	
519 INDIA				421	
559 JAPAN		1319		12635	
990 U STATES		209324		2408612	
		250724		2951403	

IMPORTS INTO CANADA FOR CONSUMPTION

Commodities and Countries from which Imported	MONTH OF DECEMBER 1960		TWELVE MONTHS ENDED DECEMBER 1960		Class Number
	Quantities	Values (\$)	Quantities	Values (\$)	
GROUP 1					
AGRICULTURAL PRODUCTS					
B OTHER THAN FOOD					
ALE BEER PORTER AND STOUT	GAL				1501
1 U KINGDOM	25305	34694	290550	389800	
49 DENMARK	1693	2071	18414	22105	
55 GERMANY W	5595	6658	42628	49499	
73 NETHRLNDS	180	232	7121	8348	
559 JAPAN	548	1837	4631	14906	
990 U STATES			32	63	
	33321	45492	363376	484721	
BRANDY	P GAL				1511
1 U KINGDOM	92	575	930	7972	
54 FRANCE	14856	139097	258438	1993175	
55 GERMANY W	52	699	790	10056	
59 GREECE	202	1722	2059	17373	
67 ITALY	218	1488	784	5355	
73 NETHRLNDS			54	481	
78 PORTUGAL	2301	10121	23091	88916	
82 SPAIN	279	1521	4709	27988	
86 SWITZRLND			154	2859	
246 CZECHO S	28	197	161	1135	
288 YUGO SLAV	342	1835	2813	15041	
316 CYPRUS			2554	12679	
355 ISRAEL			461	6678	
427 UN SO AFR	3930	10934	121854	341736	
614 AUSTRALIA	3416	13042	61084	205223	
990 U STATES			76	643	
	25716	181231	480012	2737310	
CORDIALS AND LIQUEURS N O P	P GAL				1512
1 U KINGDOM	2329	32180	20913	294978	
49 DENMARK	742	8908	7357	106526	
54 FRANCE	2581	31815	39903	466626	
55 GERMANY W			60	295	
59 GREECE	235	1672	965	7306	
64 IRELAND			98	1320	
67 ITALY	265	2655	2445	23689	
73 NETHRLNDS	2564	30055	21229	228526	
76 NORWAY	37	165	554	3131	
85 SWEDEN	84	699	485	2583	
262 HUNGARY	37	190	307	2376	
288 YUGO SLAV			731	3838	
614 AUSTRALIA	88	882	460	4622	
622 NEW ZEAL	21	132	28	203	
824 JAMAICA	300	3444	2598	28953	
828 TRINIDAD	220	5071	1207	24657	
848 CUBA			93	1912	
874 MEXICO	11	77	180	3727	
886 P RICO	353	2026	2523	14743	
990 U STATES	23	416	47	887	
	9890	120387	102183	1220898	
GIN	P GAL				1513
1 U KINGDOM	20959	96722	196948	882395	
55 GERMANY W	35	263	350	1921	
73 NETHRLNDS	528	2789	15275	45918	
	21522	99774	212573	930234	
RUM	P GAL				1514
1 U KINGDOM	33830	120099	312303	1070055	
54 FRANCE	29	213	594	4332	
716 B GUIANA	16780	31432	274401	373254	
822 BARBADOS	8118	25594	106078	301334	
824 JAMAICA	84683	124264	147769	332979	
828 TRINIDAD	10402	48955	102074	471310	
848 CUBA	289	3628	7961	84202	
867 HAITI	35	244	895	6390	
886 P RICO	4587	31814	82078	580708	
990 U STATES			981	1310	
	158753	386243	1035134	3225874	
WHISKEY	P GAL				1515
1 U KINGDOM	69450	543919	866976	6468504	
64 IRELAND			314	2371	
73 NETHRLNDS	11	114	151	1277	
887 VIRGIN IS			15399	31326	
990 U STATES	137078	187266	645608	1152882	
	206532	731299	1528448	7656360	
ARSIN THE ALCOHOLIC LIQUORS N O P	P GAL				1516
277 POLAND	35	215	200	1246	
287 U S S R			106	540	
	35	215	306	1786	
WINES NON SPARKLING	GAL				1530
1 U KINGDOM	8658	44071	96656	508295	
43 AUSTRIA	1338	4769	2694	9846	
44 BELG LUX			572	2482	
49 DENMARK	1550	4592	10854	31156	
54 FRANCE	53506	199343	464683	1739019	
55 GERMANY W	6437	31554	59484	277685	
59 GREECE	911	1782	15091	23730	
64 IRELAND	1461	7240	4187	21799	

IMPORTS INTO CANADA FOR CONSUMPTION

Commodities and Countries from which Imported	MONTH OF DECEMBER 1960		TWELVE MONTHS ENDED DECEMBER 1960		Class Number
	Quantities	Values (\$)	Quantities	Values (\$)	
67 ITALY	35867	110328	339928	1049219	
73 NETHRLNDS			194	895	
78 PORTUGAL	20288	39187	257338	423241	
82 SPAIN	6337	21163	84967	266196	
86 SWITZRLND	100	424	2645	10504	
262 HUNGARY	366	1701	974	5008	
288 YUGO SLAV			100	366	
316 CYPRUS	1590	2236	12388	18261	
355 ISRAEL	563	1899	8958	32877	
427 UN SO AFR	17363	31732	184810	368189	
443 ALGERIA	2939	4515	46318	74440	
516 HONG KONG	379	2168	3101	16297	
614 AUSTRALIA	19676	45465	313198	702809	
990 U STATES	13614	39952	136515	363637	
	192943	594121	2045655	5945951	
WINES SPARKLING					1560
1 U KINGDOM	100	320	477	4197	
54 FRANCE	4686	53990	42395	509976	
55 GERMANY W	408	2698	2352	15205	
67 ITALY	385	2002	5855	29265	
82 SPAIN			12	51	
355 ISRAEL	50	388	272	2048	
427 UN SO AFR			20	72	
614 AUSTRALIA	38	341	236	1587	
990 U STATES	60	525	86	753	
	5727	60264	51705	563154	
GUMS AMBER AND ARABIC					1571
1 U KINGDOM	500	184	72953	15643	
377 SUDAN			507997	82242	
990 U STATES	28462	8394	397560	116419	
	28962	8578	978510	214304	
GUMS AUSTL COPAL DAMAR ETC					1572
524 MALAYA	224000	10819	418880	21823	
529 B E I NES			196000	7349	
990 U STATES	7035	1836	150166	35125	
	231035	12655	765046	64297	
GUMS BARBERRY ELEMI GEDDA ETC					1573
1 U KINGDOM	3398	3684	9973	8375	
347 IRAN			450	662	
559 JAPAN	150	121	300	247	
990 U STATES	36606	15444	359231	184242	
	40154	19249	369954	193526	
CHICLE OR SAPPATO GUM CRUDE					1576
817 B HOND			10201	8561	
864 GUATEMALA			25970	24101	
990 U STATES	69033	32745	691501	323646	
	69033	32745	727672	356308	
SHELLAC BLEACHED					1577
1 U KINGDOM	1120	463	14460	5856	
990 U STATES	2660	1301	38375	18148	
	3780	1764	52835	24004	
LAC CRUDE SEED STICK AND SHELL					1579
1 U KINGDOM	1148	348	51632	14021	
519 INDIA	119701	24866	735676	166338	
583 THAILAND	206536	31460	2318616	365735	
990 U STATES	1312	893	154265	38711	
	328697	57567	3260189	584805	
RESIN OR ROSIN					1580
1 U KINGDOM			22307	2221	
59 GREECE			66414	9789	
990 U STATES	1899861	229923	28195774	2875133	
	1899861	229923	28264495	2887143	
ROSIN SIZING					1581
990 U STATES	1238793	176415	16017014	2202458	
	1238793	176415	16017014	2202458	
GUMS AND BLENDS N O P					1583
1 U KINGDOM	15784	10986	273396	105999	
67 ITALY			40495	11591	
73 NETHRLNDS			137372	36819	
76 NORWAY	54	55	405	357	
874 MEXICO	200	108	200	108	
990 U STATES	231833	85013	3937174	1561419	
	247871	96162	4389042	1716293	
TALL OIL AND TALL OIL PITCH					1584
990 U STATES	676755	36893	13059530	566237	
	676755	36893	13059530	566237	
COTTON SEED CAKE AND MEAL					1591
990 U STATES	1050	2764	8799	24884	
	1050	2764	8799	24884	
LINSEED OIL CAKE AND MEAL					1592
990 U STATES	1905	5489	29907	90410	
	1905	5489	29907	90410	
SOYA BEAN OIL CAKE AND MEAL					1594
990 U STATES	249506	607254	3832185	10230972	
	249506	607254	3832185	10230972	
SOYA BEAN FLOUR					1595
55 GERMANY W	22	245	176	1908	
990 U STATES	1890	17212	36995	279723	
	1912	17457	37171	281631	
OIL CAKE AND MEAL N O P					1597
990 U STATES	600	1382	5900	15716	
	600	1382	5900	15716	
CASTOR OIL NOT EDIBLE					1601
1 U KINGDOM	26	558	184	3519	
73 NETHRLNDS			4480	77689	
446 ANGOOLA			2517	39275	

IMPORTS INTO CANADA FOR CONSUMPTION

Commodities and Countries from which Imported	MONTH OF DECEMBER 1960		TWELVE MONTHS ENDED DECEMBER 1960		Class Number
	Quantities	Values (\$)	Quantities	Values (\$)	
519 INDIA			3486	70242	
752 BRAZIL	12993	292925	32819	606054	
990 U STATES	35	977	3000	59952	
	13054	294460	46486	856734	
CHINAWOOD OIL NOT EDIBLE	CWT				1602
1 U KINGDOM			224	4085	
516 HONG KONG	448	6628	4327	64464	
744 ARGENTINA			4	126	
769 PARAGUAY			8435	130782	
990 U STATES	1209	21886	18479	323870	
	1657	28514	31469	523327	
COCOANUT OIL CRUDE AND REFINED	CWT				1603
1 U KINGDOM	46	732	7210	128009	
64 IRELAND			40	701	
73 NETHRLNDS	110	1547	1820	28300	
513 CEYLON	6841	70171	208350	2369347	
524 MALAYA	11656	125275	49642	620242	
614 AUSTRALIA			85729	1285253	
990 U STATES	31	700	2073	24780	
	18684	198425	354864	4456632	
COTTONSEED OIL CRUDE REFINED	CWT				1605
1 U KINGDOM			7490	95457	
990 U STATES	57146	574892	450522	4413000	
	57146	574892	458012	4508457	
ESSENTIAL OIL N O P	LB				1606
1 U KINGDOM	1932	1867	155130	142623	
44 BELG LUX	116	26702	802	194071	
49 DENMARK			6600	3635	
54 FRANCE	1754	10430	9120	85652	
55 GERMANY W	937	942	61562	40979	
67 ITALY			878	6672	
73 NETHRLNDS	400	1775	45683	33220	
78 PORTUGAL			8283	3258	
82 SPAIN	4409	7620	9981	11780	
86 SWITZRLND	335	2670	5363	34597	
288 YUGO SLAV			1124	1914	
516 HONG KONG	880	3552	18680	48124	
519 INDIA			1200	1958	
524 MALAYA			400	2672	
553 CHINA COM			14329	4793	
614 AUSTRALIA			3412	3383	
752 BRAZIL	450	252	2772	1126	
774 PERU			250	432	
815 BERMUDA			10422	96449	
824 JAMAICA			4004	12964	
826 LEEW WIND			525	3464	
828 TRINIDAD			2250	14595	
867 HAITI			1395	8732	
874 MEXICO			1705	9254	
990 U STATES	95667	224372	1265999	3259804	
	106880	280182	1631869	4026151	
FLAXSEED OR LINSEED OIL	CWT				1608
1 U KINGDOM			36	846	
55 GERMANY W			1	54	
990 U STATES	209	3445	3460	51902	
	209	3445	3497	52802	
FOOTS OF COTTON SEED OR OLIVES	CWT				1609
990 U STATES			622	2849	
			622	2849	
OLIVE OIL CRUDE AND REFINED	CWT				1610
54 FRANCE	152	4163	733	19806	
59 GREECE	396	13101	2134	67944	
67 ITALY	1218	37472	16061	470306	
78 PORTUGAL	42	1311	994	25091	
82 SPAIN	1255	29891	14162	326041	
355 ISRAEL	12	405	12	405	
487 TUNISIA			795	21286	
990 U STATES	14	540	931	35415	
	3089	86883	35822	966294	
PALM AND PALM KERNEL OIL	CWT				1611
1 U KINGDOM			27089	393269	
73 NETHRLNDS			3200	62320	
85 SWEDEN			78	1096	
449 BEL CONGO			630	6272	
524 MALAYA			143670	1312781	
990 U STATES	114	2725	7292	90860	
	114	2725	181959	1866598	
PEANUT OIL CRUDE AND REFINED	CWT				1613
1 U KINGDOM	283	4844	16440	244696	
54 FRANCE			35	715	
427 UN SO AFR	188	3767	40382	580601	
516 HONG KONG	153	3369	1450	31552	
990 U STATES	327	8382	12887	219801	
	951	20362	71194	1077365	
PEPPERMINT OIL	LB				1614
1 U KINGDOM	1187	2907	2409	10294	
559 JAPAN			1200	5638	
990 U STATES	8588	44161	75163	366991	
	9775	47068	78772	382923	
RESIN OIL	CWT				1617
990 U STATES	617	3666	7482	52036	
	617	3666	7482	52036	
SOYA BEAN OIL CRUDE REFINED	CWT				1619
1 U KINGDOM			562	6729	
758 COLOMBIA			17	189	
990 U STATES	20540	218520	346741	3360724	
	20540	218520	347320	3367642	

IMPORTS INTO CANADA FOR CONSUMPTION

Commodities and Countries from which Imported	MONTH OF DECEMBER 1960		TWELVE MONTHS ENDED DECEMBER 1960		Class Number
	Quantities	Values (\$)	Quantities	Values (\$)	
VEG OILS CRUDE AND REFINED NOP	CWT				1620
1 U KINGDOM			93743	1107724	
49 DENMARK			12	570	
55 GERMANY W			133	2851	
516 HONG KONG	2	77	173	6276	
553 CHINA COM			403	4721	
559 JAPAN			26	1192	
990 U STATES	3276	51517	47007	712772	
	3278	51594	141497	1836106	
CASHEW NUT SHELL OIL	CWT				1622
990 U STATES			1512	24710	
			1512	24710	
OTICICA OIL	CWT				1623
752 BRAZIL			1314	17623	
			1314	17623	
SUNFLOWER SEED OIL	CWT				1624
VEGETABLE OILS FOR TEXTILES	CWT				1625
86 SWITZRLND			80	9505	
990 U STATES	2258	49387	23477	535539	
	2258	49387	23557	545044	
LEMON OIL AND ORANGE OIL	LB				1626
1 U KINGDOM			646	1295	
55 GERMANY W			547	1567	
67 ITALY			17947	79297	
73 NETHRLNDS			700	3107	
86 SWITZRLND			194	3306	
355 ISRAEL			300	257	
422 RHOD NYAS	1980	1293	2970	2152	
817 B HOND			5372	5715	
824 JAMAICA			5374	4164	
990 U STATES	4686	4700	212267	324046	
	6666	5993	246317	424906	
SPEARMINT OIL	LB				1627
990 U STATES	3250	15159	39195	177760	
	3250	15159	39195	177760	
OILS HYDROGENATED BLOWN ETC	CWT				1628
1 U KINGDOM			45	989	
55 GERMANY W			236	5781	
73 NETHRLNDS	2801	46334	6419	109732	
990 U STATES	12920	166251	161530	1924017	
	15721	212585	168230	2040519	
ROSE BUSHES N O P	NO				1646
1 U KINGDOM	164	133	9117	4541	
44 BELG LUX	8646	1575	111957	16773	
49 DENMARK			29002	7792	
54 FRANCE			1790	223	
55 GERMANY W	232	138	9030	2769	
73 NETHRLNDS	30087	4816	797230	165813	
85 SWEDEN			6797	1581	
990 U STATES	66303	13934	1188025	348109	
	105432	20596	2152948	547601	
BUSHES ROOTS AND VINES N O P	NO				1647
54 FRANCE			64324	8259	
73 NETHRLNDS			15240	2242	
990 U STATES	2000	338	1403871	57877	
	2000	338	1483435	68378	
APPLE TREES N O P	NO				1651
73 NETHRLNDS			820	648	
990 U STATES			14394	10556	
			15214	11204	
PEACH TREES AND JUNE BUOS NOP	NO				1653
990 U STATES	8520	3109	64717	38045	
	8520	3109	64717	38045	
FRUIT TREES N O P	NO				1657
44 BELG LUX			90	70	
73 NETHRLNDS			400	213	
559 JAPAN	200	50	900	220	
990 U STATES	490	556	18661	14217	
	690	606	20051	14720	
AZALEAS RHODODENDRONS ETC					1663
1 U KINGDOM		127		7884	
44 BELG LUX		35819		285377	
49 DENMARK				3302	
54 FRANCE				7148	
55 GERMANY W				632	
67 ITALY				8242	
73 NETHRLNDS		12932		780682	
427 UN SO AFR				2533	
516 HDNG KONG		418		5602	
519 INDIA				207	
559 JAPAN		3247		13350	
614 AUSTRALIA				345	
864 GUATEMALA		1284		1619	
886 P RICO		532		9434	
990 U STATES		71794		1066502	
		126153		2192856	
PALMS FERNS FICUS CANNAS ETC					1662
1 U KINGDOM				88	
44 BELG LUX				4996	
73 NETHRLNDS		540		42077	
559 JAPAN		1735		4546	
886 P RICO				85	
990 U STATES		2914		42274	
				101906	

IMPORTS INTO CANADA FOR CONSUMPTION

Commodities and Countries from which Imported	MONTH OF DECEMBER 1960		TWELVE MONTHS ENDED DECEMBER 1960		Class Number
	Quantities	Values (\$)	Quantities	Values (\$)	
TULIP BULBS					1664
44 BELG LUX				2321	
49 DENMARK				12508	
73 NETHRLNDS		2238		616268	
559 JAPAN				26872	
990 U STATES				9717	
		2238		667686	
GLADIOLI BULBS					1665
73 NETHRLNDS		504		95292	
559 JAPAN				539	
990 U STATES		3596		35578	
		4100		131409	
FLOWERS AND FOLIAGE CUT					1666
1 U KINGDOM		179		2185	
44 BELG LUX				1698	
49 DENMARK				3071	
54 FRANCE		135		657	
55 GERMANY W		63		2846	
67 ITALY		924		7467	
73 NETHRLNDS		1001		5541	
427 UN SO AFR				155	
516 HONG KONG		54		606	
559 JAPAN				1396	
614 AUSTRALIA				4651	
815 BERMUDA				1775	
874 MEXICO		165		5196	
886 P RICO				96	
990 U STATES		178866		1894954	
		181387		1932294	
TREES SEEDLING STOCK					1668
1 U KINGDOM				2338	
44 BELG LUX				4476	
49 DENMARK				2201	
54 FRANCE				2185	
55 GERMANY W				202	
73 NETHRLNDS		1012		19487	
990 U STATES		59		18855	
		1071		49744	
FLORIST OR NURSERY STOCK N O P					1669
1 U KINGDOM		299		2323	
44 BELG LUX		4088		70262	
49 DENMARK				10193	
54 FRANCE				1127	
55 GERMANY W				3477	
73 NETHRLNDS		23695		798359	
559 JAPAN		245		2458	
886 P RICO				1922	
990 U STATES		61881		1119050	
		90208		2009171	
LATEX NATURAL					1678
1 U KINGDOM	LB		35230	14596	
524 MALAYA		3778	77176	39195	
990 U STATES		296295	5791709	2452043	
		300073	5904115	2505834	
LATEX SYNTHETIC					1679
55 GERMANY W	LB		500	151	
990 U STATES		343185	8715519	2876041	
		343185	8716019	2876192	
RUBBER ALLIED GUMS N O P					1680
1 U KINGDOM	LB		333	987	
752 BRAZIL		2019	10325	3488	
990 U STATES		4900	64157	172690	
		6919	74815	177165	
RUBBER CRUDE CAOUTCHOUC					1683
1 U KINGDOM	LB		471633	175717	
418 NIGERIA			2658272	918378	
513 CEYLON		587230	8354676	2686018	
524 MALAYA		3029611	56754292	19687262	
529 S E I NES		58266	531107	197490	
556 INDONESIA			1177054	385891	
583 THAILAND		56000	412243	132235	
990 U STATES		55527	1720789	612598	
		3786634	72080066	24795589	
RUBBER POWDERED WASTE OR JUNK					1687
1 U KINGDOM	LB		1279601	90773	
54 FRANCE			274511	16198	
55 GERMANY W			16126	2364	
990 U STATES		53009	3641078	197394	
		53009	5211316	306729	
RUBBER RECOVERED					1688
1 U KINGDOM	LB	120000	2299356	196392	
990 U STATES		1377398	20161684	2176444	
		1497398	22461040	2372836	
RUBBER SUBSTITUTE OR SYNTHETIC					1689
1 U KINGDOM	LB		27589	6947	
55 GERMANY W			28040	8337	
73 NETHRLNDS		4000	10448	1369	
990 U STATES		2041211	31536744	8164593	
		2045211	31602821	8181246	
RUBBER THREAD NOT COVERED					1690
1 U KINGDOM	LB		56300	67022	
55 GERMANY W			112	283	
886 P RICO			310	1099	
990 U STATES		27845	279580	541971	
		27845	336302	610375	

IMPORTS INTO CANADA FOR CONSUMPTION

Commodities and Countries from which Imported	MONTH OF DECEMBER 1960		TWELVE MONTHS ENDED DECEMBER 1960		Class Number
	Quantities	Values (\$)	Quantities	Values (\$)	
HARD RUBBER STRIP SHEET ROD	LB				
1 U KINGDOM	234	215	14755	5140	1691
55 GERMANY W			1505	608	
990 U STATES	1748	1378	43486	96301	
	1982	1593	59746	102049	
FOAM RUBBER SHEETING					1697
55 GERMANY W		7827		466	
990 U STATES				178353	
		7827		178819	
RUBBER SHEETING N O P					1698
1 U KINGDOM		1934		42827	
55 GERMANY W		1081		5933	
73 NETHRLNDS				1725	
524 MALAYA		22922		219889	
990 U STATES		15851		209517	
		41786		479891	
CONVEYOR BELTING OF RUBBER					1699
1 U KINGDOM		75986		378591	
55 GERMANY W		161		375	
73 NETHRLNDS				2229	
76 NORWAY				1282	
559 JAPAN		1760		8732	
990 U STATES		6358		120386	
		84265		511595	
BELTING RUBBER N O P					1701
1 U KINGDOM		34374		104759	
55 GERMANY W		1817		3702	
67 ITALY				814	
85 SWEDEN		104		3256	
86 SWITZRLND		1099		2192	
559 JAPAN		2905		20680	
990 U STATES		37503		451499	
		77802		586902	
CANVAS SHOES RUBBER SOLES	PAIR				1702
1 U KINGDOM	4605	3933	14368	15808	
55 GERMANY W	463	991	3372	6233	
64 IRELAND			1038	3811	
67 ITALY	718	2845	5035	11123	
73 NETHRLNDS			8568	8226	
246 CZECHO S	62670	32013	197400	122818	
516 HONG KONG	57934	27968	1297780	596930	
519 INDIA	625	405	596612	265279	
553 CHINA COM	2400	1503	25032	20994	
559 JAPAN	109746	42039	2604920	1115386	
990 U STATES	2870	3980	32860	41790	
	242031	115677	4786985	2208400	
BOOTS AND SHOES RUBBER N O P	PAIR				1703
1 U KINGDOM	34239	50785	541160	880881	
43 AUSTRIA			15	60	
53 FINLAND			215	554	
54 FRANCE			1557	3459	
55 GERMANY W	301	958	5496	8018	
67 ITALY			2340	4406	
73 NETHRLNDS			1656	5440	
86 SWITZRLND			4455	8031	
246 CZECHO S	60880	64272	461020	548540	
277 POLAND			62448	54037	
516 HONG KONG	3568	3348	157561	184678	
519 INDIA			5040	1161	
524 MALAYA			1350	618	
559 JAPAN	190412	81925	3158391	2486813	
744 ARGENTINA			242	414	
990 U STATES	2099	3117	72326	78926	
	291499	204405	4475272	4266036	
CEMENT RUBBER					1704
1 U KINGDOM		326		4421	
55 GERMANY W		3003		13735	
990 U STATES		63882		821835	
		67211		839991	
CLOTHING RUBBER N O P					1705
1 U KINGDOM		2095		26106	
54 FRANCE				115	
55 GERMANY W				57	
67 ITALY				183	
76 NORWAY		481		43163	
355 ISRAEL				30061	
516 HONG KONG				74911	
559 JAPAN		14045		549500	
990 U STATES		3739		94398	
		20360		818494	
GLOVES RUBBER	DZ PR				1705
1 U KINGDOM	1535	3206	33896	103673	
54 FRANCE	417	1192	2153	6332	
55 GERMANY W			485	1457	
73 NETHRLNDS			313	384	
246 CZECHO S	386	363	1536	2383	
559 JAPAN			990	1894	
614 AUSTRALIA	598	1431	7825	19132	
990 U STATES	13114	45731	118676	519569	
	16050	51923	165874	654824	
GOLF BALLS	DOZ				1707
1 U KINGDOM	172	795	50726	161530	
559 JAPAN	3110	5053	49840	95253	
990 U STATES	1438	5826	64154	396747	
	4720	11744	164720	263333	

IMPORTS INTO CANADA FOR CONSUMPTION

Commodities and Countries from which Imported	MONTH OF DECEMBER 1960		TWELVE MONTHS ENDED DECEMBER 1960		Class Number	
	Quantities	Values (\$)	Quantities	Values (\$)		
HEELS RUBBER						
1 U KINGDOM	PAIR		22776	3231	1708	
516 HONG KONG		334	40218	4578		
990 U STATES		5227	1000381	123711		
		49331	1063375	131520		
HOSE RUBBER OR RUBBER LINED						
1 U KINGDOM		42769		329806	1709	
49 DENMARK				2811		
54 FRANCE		531		2181		
55 GERMANY W		191		16987		
67 ITALY		973		973		
73 NETHRLNDS				1458		
76 NORWAY		708		11963		
85 SWEDEN				4079		
559 JAPAN		80		33058		
990 U STATES		162242		2150865		
		207494		2554181		
WATER BOTTLES RUBBER						
1 U KINGDOM		1394		61580	1710	
43 AUSTRIA				5007		
55 GERMANY W		230		2735		
246 CZECHO S		754		12065		
258 GERMANY E				468		
990 U STATES		325		5618		
		2703		87473		
MATERIALS FOR SEALING COMPOUND						
990 U STATES		10972		211529	1711	
		10972		211529		
MATS AND MATTING RUBBER						
1 U KINGDOM		253		14238	1712	
54 FRANCE				100		
55 GERMANY W		846		5809		
67 ITALY				92		
73 NETHRLNDS				13751		
85 SWEDEN		62		204		
246 CZECHO S		768		10985		
990 U STATES		124669		1566840		
		126598		1612019		
PACKING RUBBER						
1 U KINGDOM		2566		27994	1713	
55 GERMANY W				3304		
85 SWEDEN		227		4137		
990 U STATES		21899		287330		
		24692		322765		
RAINCOATS RUBBER						
1 U KINGDOM	NO		598	5233	1714	
			598	5233		
TIRES BICYCLE AND MOTORCYCLE						
1 U KINGDOM	NO	5369	4743	49681	1715	
44 BELG LUX		200	157	27451	15854	
54 FRANCE				1316	1122	
55 GERMANY W		9350	5592	118571	69729	
67 ITALY		250	766	3340	5035	
73 NETHRLNDS		101003	57911	342218	200632	
85 SWEDEN		947	602	21433	23757	
246 CZECHO S		2000	631	8424	6033	
559 JAPAN		500	292	33212	17504	
990 U STATES				8424	13844	
		119619	70694	614070	404788	
TIRE CASINGS N O P						
1 U KINGDOM	NO	485	12397	25411	375509	1716
43 AUSTRIA				954	19836	
44 BELG LUX				165	3426	
54 FRANCE		707	24285	25318	969534	
55 GERMANY W		692	11108	9555	122375	
67 ITALY		174	8381	9325	110349	
73 NETHRLNDS		1000	1899	1000	1899	
85 SWEDEN		1690	6917	38814	96744	
86 SWITZRLND		100	1415	2615	24850	
355 ISRAEL				52	2845	
559 JAPAN		96	5550	3537	165882	
874 MEXICO				100	1227	
990 U STATES		3370	155865	106806	5572544	
		8314	227817	223652	7467020	
INNER TUBES RUBBER N O P						
1 U KINGDOM	NO	212	462	3192	7004	1717
43 AUSTRIA				256	447	
54 FRANCE		466	1182	19431	53227	
55 GERMANY W		282	507	3417	4219	
67 ITALY		130	150	3407	4745	
73 NETHRLNDS		1000	418	1000	418	
76 NORWAY				100	80	
85 SWEDEN		4510	2773	48090	27335	
86 SWITZRLND				1300	2339	
559 JAPAN				2410	9284	
990 U STATES		1562	10640	50427	240805	
		8162	16132	133030	349903	
TIRES SOLID AUTOMOBILE						
990 U STATES	NO	121	3852	1300	35942	1718
		121	3852	1300	35942	
TIRES SOLID RUBBER N O P						
1 U KINGDOM			11705		89752	1719
990 U STATES			27865		362952	
			39570		452704	
MANUFACTURES OF RUBBER N O P						
1 U KINGDOM			16378		293184	1720

IMPORTS INTO CANADA FOR CONSUMPTION

Commodities and Countries from which Imported	MONTH OF DECEMBER 1960		TWELVE MONTHS ENDED DECEMBER 1960		Class Number
	Quantities	Values (\$)	Quantities	Values (\$)	
43 AUSTRIA				5643	
44 BELG LUX				7127	
49 DENMARK				646	
54 FRANCE		77		34630	
55 GERMANY W		9457		95278	
67 ITALY		7813		63514	
73 NETHRLNDS		1274		16623	
85 SWEDEN		363		7236	
86 SWITZRLND				1389	
246 CZECHO S		655		3982	
262 HUNGARY				561	
355 ISRAEL				542	
516 HONG KONG				774	
559 JAPAN		6884		107350	
990 U STATES		398846		6195145	
		441747		6833624	
BICYCLE INNER TUBES RUBBER	NO				1721
1 U KINGDOM	830	280	34346	12118	
43 AUSTRIA			10000	2642	
44 BELG LUX	300	83	24299	7303	
54 FRANCE			65	68	
55 GERMANY W	64320	16551	268687	68189	
73 NETHRLNDS	89130	24486	325800	89022	
85 SWEDEN	1950	639	19194	6742	
246 CZECHO S			1846	1186	
559 JAPAN	1000	240	2400	1063	
990 U STATES			1459	1071	
	157530	42279	688096	189404	
GASKETS AND WASHERS RUBBER					1722
1 U KINGDOM		5254		43873	
44 BELG LUX		2693		19961	
55 GERMANY W				2760	
67 ITALY				3336	
85 SWEDEN				976	
86 SWITZRLND				298	
559 JAPAN		304		1204	
990 U STATES		112708		1314737	
		120959		1387145	
DRUGGISTS SUNDRIES RUBBER					1723
1 U KINGDOM		6562		73317	
43 AUSTRIA				2945	
55 GERMANY W		2182		18034	
67 ITALY				904	
73 NETHRLNDS				2705	
86 SWITZRLND				96	
246 CZECHO S		451		3601	
427 UN SO AFR				411	
516 HONG KONG		625		625	
559 JAPAN		481		8576	
990 U STATES		61614		793390	
		71915		904604	
TIRE REPAIR MATERIAL OF RUBBER					1724
1 U KINGDOM		778		8514	
54 FRANCE				7723	
55 GERMANY W		8270		189382	
73 NETHRLNDS		83		83	
990 U STATES		60194		677275	
		69325		882977	
NURSING NIPPLES RUBBER	GROSS				1725
1 U KINGDOM	120	470	397	1766	
990 U STATES	726	10293	9488	120512	
	846	10763	9885	122278	
FLOORING AND TILE OF RUBBER	SQ YD				1726
1 U KINGDOM			60	120	
54 FRANCE			4957	11844	
990 U STATES	9727	14892	197808	34138	
	9727	14892	202825	346102	
V BELTS CHIEFLY OF RUBBER					1727
1 U KINGDOM		6296		116290	
43 AUSTRIA				582	
55 GERMANY W		1705		28113	
67 ITALY				387	
73 NETHRLNDS				2056	
85 SWEDEN		1869		8724	
559 JAPAN		1251		16448	
990 U STATES		23972		483821	
		35093		656421	
SOLES SOLING MATERIALS RUBBER					1728
1 U KINGDOM		3545		18696	
55 GERMANY W		379		2105	
67 ITALY				1801	
513 CEYLON				442	
516 HONG KONG		2572		2800	
524 MALAYA				2277	
990 U STATES		33625		384555	
		40121		412676	
AUTOMOTIVE PARTS OF RUBBER NOP					1729
1 U KINGDOM		5228		31450	
54 FRANCE		54		1643	
55 GERMANY W		677		7914	
67 ITALY		371		8278	
85 SWEDEN				223	
559 JAPAN		497		974	
990 U STATES		186646		2341433	
		193473		2391915	
WEATHERSTRIPPING OF RUBBER					1730
1 U KINGDOM		461		6874	

IMPORTS INTO CANADA FOR CONSUMPTION

Commodities and Countries from which Imported	MONTH OF DECEMBER 1960		TWELVE MONTHS ENDED DECEMBER 1960		Class Number
	Quantities	Values (\$)	Quantities	Values (\$)	
54 FRANCE		116		938	
55 GERMANY W		376		82924	
990 U STATES		77311		902932	
		78264		993668	
TIRES PNEUM USED EXCEPT SCRAP	NO				1731
1 U KINGDOM	8	286	9446	20620	
44 BELG LUX			11869	21835	
54 FRANCE			740	7492	
73 NETHRLNDS			2538	21335	
86 SWITZRLND			18024	73259	
990 U STATES	1770	2930	68444	326815	
	5899	35333			
	7677	38549	111061	471356	
TIRES TRACTOR AND IMPLEMENT	NO				1732
1 U KINGDOM	100	1861	1502	56284	
67 ITALY			87	2586	
85 SWEDEN	3196	8368	9366	23665	
990 U STATES	971	56996	50693	2277845	
	4267	67225	61648	2360380	
SUGAR BEET SEED	LB				1744
55 GERMANY W			864	754	
73 NETHRLNDS			2490	1616	
990 U STATES	180407	29174	267671	44976	
	180407	29174	271025	47346	
SEEDS FOR BLENDING	LB				1746
1 U KINGDOM	4536	559	11048	1444	
49 DENMARK	6512	523	10921	1165	
54 FRANCE			6563	2049	
55 GERMANY W	3000	192	11007	994	
73 NETHRLNDS			20749	1412	
82 SPAIN			17623	1426	
473 MOROCCO			527177	33534	
519 INDIA			66278	7679	
744 ARGENTINA			378758	21974	
990 U STATES	180	84	895562	40378	
	14228	1358	1945686	112055	
CLOVER SEED	LB				1750
1 U KINGDOM			816488	227135	
53 FINLAND			552	520	
54 FRANCE			201482	50572	
76 NORWAY			2000	1250	
85 SWEDEN			3919	3871	
262 HUNGARY			39677	14622	
622 NEW ZEAL			95200	46175	
990 U STATES	464007	333517	3940436	1876110	
	464007	333517	5099754	2220255	
FLAX SEED	BUSH				1751
73 NETHRLNDS			714	2625	
990 U STATES			9120	39183	
			9834	41808	
BENT GRASS SEED	LB				1753
622 NEW ZEAL			33051	16697	
990 U STATES	68800	28221	423961	118028	
	68800	28221	457012	134725	
GRASS SEED TIMOTHY	LB				1754
73 NETHRLNDS			1506	461	
85 SWEDEN			494	238	
990 U STATES	184060	16372	1530693	188520	
	184060	16372	1532693	189219	
GRASS SEED N O P	LB				1755
1 U KINGDOM	11200	3115	65795	18113	
49 DENMARK	37012	9004	550368	157473	
73 NETHRLNDS	1000	190	280436	90097	
85 SWEDEN			11718	4348	
622 NEW ZEAL			11075	3517	
990 U STATES	697265	177701	3488538	720593	
	746477	190010	4407930	994141	
MILLET AND RAPE SEED	LB				1756
1 U KINGDOM	8100	906	22650	2380	
54 FRANCE	1394	486	82229	19053	
85 GERMANY W	21204	1368	65325	4151	
67 ITALY			76928	11012	
73 NETHRLNDS	15880	1223	42720	3130	
85 SWEDEN			3415	1004	
614 AUSTRALIA			282492	8323	
744 ARGENTINA	275575	7291	578487	15483	
990 U STATES	185200	6328	1651941	71713	
	507353	17602	2806187	136249	
MUSHROOM SPAWN					1757
1 U KINGDOM				70	
990 U STATES		11349		113784	
		11349		113854	
SEED BEANS AND SEED PEAS	LB				1758
1 U KINGDOM	21443	2610	47321	5957	
73 NETHRLNDS	4925	1035	4925	1035	
85 SWEDEN			38600	4184	
415 KENYA			2000	309	
425 TANGANYKA			26056	3759	
990 U STATES	225602	22402	6511540	757407	
	251970	26047	6630442	772651	
SEED POTATOES	CWT				1759
990 U STATES	525	1260	129054	325051	
	525	1260	129054	325051	
SEEDS DOLLARS OR OVER PER LB					1762
1 U KINGDOM		168		585	
49 DENMARK		1004		1695	
54 FRANCE		1603		2896	

IMPORTS INTO CANADA FOR CONSUMPTION

Commodities and Countries from which Imported	MONTH OF DECEMBER 1960		TWELVE MONTHS ENDED DECEMBER 1960		Class Number
	Quantities	Values (\$)	Quantities	Values (\$)	
55 GERMANY W		109		603	
73 NETHRLNDS		1514		8555	
559 JAPAN		55		3995	
990 U STATES		20033		124516	
		24486		142845	
GARDEN FIELD ROOT SEEDS N O P					1766
1 U KINGDOM		7323		22325	
44 BELG LUX		280		6006	
49 DENMARK		3058		13760	
54 FRANCE		1377		2492	
55 GERMANY W		321		2415	
67 ITALY		4008		32644	
73 NETHRLNDS		14926		110217	
277 POLAND		1382		24439	
363 LEBANON				836	
427 UN SO AFR				1803	
443 ALGERIA				7152	
516 HONG KONG		11021		67900	
519 INDIA				4481	
559 JAPAN		1043		5089	
752 BRAZIL				81	
755 CHILE				15373	
774 PERU				2885	
824 JAMAICA				13005	
857 EL SALVD				2006	
874 MEXICO		1865		5956	
879 NICARAGUA		59		28692	
990 U STATES		173069		1256441	
		219732		1625998	
TOBACCO TURKISH UNSTEMMED	LB				1776
59 GREECE			35407	34360	
382 TURKEY	20511	15655	247938	184660	
990 U STATES			2516	2551	
			285861	221571	
TOBACCO FLUE CURED UNSTEMMED	LB				1778
427 UN SO AFR			545345	348446	
			545345	348446	
CIGAR LEAF UNSTEMMED	LB				1779
73 NETHRLNDS	177	1438	177	1438	
556 INDONESIA			3481	1723	
848 CUBA	4902	5163	92776	89924	
855 DOM REP	1308	256	230468	67499	
886 P RICO	280	1358	280	1358	
990 U STATES	68544	225524	721296	2405026	
	75211	233739	1048478	2566968	
TOBACCO N O P UNSTEMMED	LB				1780
386 UAR SYRIA	976	406	26388	11084	
848 CUBA	786	1103	786	1103	
990 U STATES	2627	1079	10693	6016	
	4389	2588	37867	18203	
CIGAR LEAF STEMMED	LB				1782
567 PHIL	2472	1236	20812	11568	
848 CUBA	20269	28387	235208	344937	
990 U STATES	26675	29369	461349	434654	
	49416	58992	717369	791159	
TOBACCO N O P STEMMED	LB				1783
990 U STATES			3106	4017	
			3106	4017	
CIGARS	LB				1784
44 BELG LUX	94	294	200	1041	
49 DENMARK	47	207	226	1200	
55 GERMANY W	793	2338	4620	12581	
73 NETHRLNDS	3423	12611	37888	125180	
86 SWITZRLND	198	679	974	3113	
752 BRAZIL	87	197	127	270	
824 JAMAICA	40	519	493	5168	
848 CUBA	963	9188	10435	113209	
990 U STATES	2307	6892	28124	83074	
	7952	32925	83087	344836	
CIGARETTES	LB				1785
1 U KINGDOM	295	673	9618	25938	
54 FRANCE	357	492	4165	6554	
55 GERMANY W			54	63	
287 U S S R			68	59	
990 U STATES	32523	62230	457739	870443	
	33175	63395	471644	903057	
TOBACCO CUT	LB				1787
1 U KINGDOM	4644	11412	106699	245797	
54 FRANCE			100	191	
73 NETHRLNDS	4140	4757	320621	281668	
516 HONG KONG			800	1113	
990 U STATES	4706	7252	227684	367003	
	13490	23421	655904	895772	
TOBACCO MANUFACTURED N O P	LB				1788
1 U KINGDOM	288	338	12154	21118	
73 NETHRLNDS			1698	1234	
990 U STATES	1076	1193	47843	55591	
	1364	1531	61695	77943	
LOCUST BEANS LOCUST BEAN MEAL	LB				1811
59 GREECE			6614	292	
67 ITALY			1000	330	
78 PORTUGAL			5511	334	
990 U STATES	3410	412	19411	2674	
	3410	412	32536	3630	
BROOM CORN	CWT				1813
67 ITALY	839	10217	7713	108694	

IMPORTS INTO CANADA FOR CONSUMPTION

Commodities and Countries from which Imported	MONTH OF DECEMBER 1960		TWELVE MONTHS ENDED DECEMBER 1960		Class Number
	Quantities	Values (\$)	Quantities	Values (\$)	
262 HUNGARY			5727	46057	
288 YUGO SLAV			145	1574	
744 ARGENTINA			893	7925	
990 U STATES	1281	25315	27500	433101	
	2120	35532	41978	597351	
CATTLE FOOD WITH MOLASSES					1815
990 U STATES		22726		176357	
		22726		176357	
DRUGS CRUDE BARKS FLOWERS					1816
1 U KINGDOM				8789	
44 BELG LUX		907		3152	
54 FRANCE		552		5588	
55 GERMANY W		1789		7898	
59 GREECE		96		96	
67 ITALY		118		1674	
82 SPAIN				348	
86 SWITZRLND				77	
246 CZECHO S				307	
262 HUNGARY				985	
288 YUGO SLAV				1041	
427 UN SO AFR				8415	
513 CEYLON				1459	
516 HONG KONG		13500		70437	
519 INDIA				7779	
556 INDONESIA				969	
614 AUSTRALIA				1749	
744 ARGENTINA				86	
755 CHILE				827	
758 COLOMBA		600		600	
774 PERU				940	
824 JAMAICA				75	
869 HONDURAS				342	
874 MEXICO				683	
990 U STATES		9006		117576	
		26568		241892	
HAY AND STRAW					1818
990 U STATES	TON				
	2078	63726	28878	941873	
	2078	63726	28878	941873	
MUCILAGE AND VEGETABLE GLUE					1824
1 U KINGDOM	L8				
55 GERMANY W	12459	1924	56541	9676	
86 SWITZRLND			121	105	
990 U STATES			528	208	
	23516	6008	965738	118123	
	35975	7932	1022928	128112	
PALM LEAF UNMANUFACTURED					1825
990 U STATES				25563	
				25563	
ROOTS MEDICINAL ALKANET JALAP					1827
1 U KINGDOM				3791	
44 BELG LUX		606		606	
54 FRANCE				4864	
55 GERMANY W				580	
288 YUGO SLAV				393	
516 HONG KONG		2288		9310	
990 U STATES				3983	
		2894		23527	
STARCH AND PREPARATIONS N O P					1828
1 U KINGDOM	L8				
44 BELG LUX	22400	1887	84282	5305	
55 GERMANY W			22400	1083	
73 NETHRLNDS	7889	1055	402720	21747	
516 HONG KONG	266372	18220	1151318	87867	
553 CHINA COM	8700	997	64542	7481	
990 U STATES			4409	110	
	948425	134923	15116202	1726973	
	1253786	157082	16845873	1850566	
STARCH POTATO POTATO FLOUR					1829
1 U KINGDOM	L8				
49 DENMARK			78400	4215	
54 FRANCE			300000	15567	
55 GERMANY W			95000	4564	
73 NETHRLNDS	935036	51723	661	129	
277 POLANO			1896936	110403	
990 U STATES			654766	32201	
	282880	27913	3458340	309357	
	1217916	79636	6484103	476436	
TAR PINE CRUDE IN BULK					1832
1 U KINGDOM	GAL				
990 U STATES			3494	2680	
	21442	9228	221998	101985	
	21442	9228	225492	104665	
TREBLE					1833
1 U KINGDOM				1959	
54 FRANCE				1259	
82 SPAIN				735	
990 U STATES		734		6389	
		734		10342	
TURPENTINE SPIRITS OF					1835
1 U KINGDOM	GAL				
54 FRANCE	17	64	162	744	
553 CHINA COM			600	1633	
874 MEXICO			4681	11578	
990 U STATES			66514	40246	
	10089	5665			
	82573	52423	1068565	739400	
	92679	58152	1140522	793601	
VEGETABLE PRODUCTS N O P					1836
1 U KINGDOM				72148	
54 FRANCE		7197		782	
55 GERMANY W		98		5248	
64 IRELAND		1068		1068	

IMPORTS INTO CANADA FOR CONSUMPTION

Commodities and Countries from which Imported	MONTH OF DECEMBER 1960		TWELVE MONTHS ENDED DECEMBER 1960		Class Number
	Quantities	Values (\$)	Quantities	Values (\$)	
67 ITALY				3111	
73 NETHRLNDS				5249	
76 NORWAY				14583	
82 SPAIN				330	
86 SWITZRLND				99	
516 HONG KONG		1506		13154	
519 INDIA				1410	
559 JAPAN		66		3499	
752 BRAZIL				4240	
874 MEXICO				801	
990 U STATES		47279		360976	
		57214		486698	
VEGETABLE COLOURING					1839
1 U KINGDOM		1028		2075	
67 ITALY				1400	
73 NETHRLNDS				64	
990 U STATES		31015		285294	
		32043		288833	
DEXTRINE STARCH MIXTURES N O P	LB				1840
1 U KINGDOM	157792	10750	1397412	103074	
55 GERMANY W	1653	384	1653	384	
73 NETHRLNDS	37037	2426	1542040	101483	
990 U STATES	84880	7518	1264848	114415	
	281362	21078	4205953	319356	
DEXTRINE STARCH NOT A PASTE	LB				1841
55 GERMANY W			2756	1166	
990 U STATES			271	163	
			3027	1329	
DISTILLERS SOLUBLES	CWT				1842
848 CUBA	200	1471	653	5060	
990 U STATES	5515	18574	84354	288895	
	5715	20045	85007	293955	
VEGETABLE FLOUR NOP NOT EDIBLE					1843
54 FRANCE				493	
516 HONG KONG		609		765	
990 U STATES		53071		759351	
		53680		760609	
VEGETABLE FLAVOURINGS					1845
1 U KINGDOM		7479		49494	
54 FRANCE		1004		27196	
55 GERMANY W		319		1753	
59 GREECE		1268		4690	
67 ITALY		1376		13405	
73 NETHRLNDS		5879		19244	
82 SPAIN				5180	
86 SWITZRLND				5763	
288 YUGO SLAV				1732	
382 TURKEY				3478	
874 MEXICO				770	
990 U STATES		61928		875546	
		79253		1008251	
SIZING PREPARATIONS N O P	LB				1846
990 U STATES	311461	35873	2216170	277519	
	311461	35873	2216170	277519	

IMPORTS INTO CANADA FOR CONSUMPTION

Commodities and Countries from which Imported	MONTH OF DECEMBER 1960		TWELVE MONTHS ENDED DECEMBER 1960		Class Number
	Quantities	Values (\$)	Quantities	Values (\$)	
<u>GROUP 2</u>					
ANIMALS AND ANIMAL PRODUCTS					
CATTLE PURE BRED	NO				
1 U KINGDOM			95	66233	2012
99D U STATES	370	177360	2306	1003255	
	370	177360	2401	1069488	
BABY CHICKS AND TURKEY POULTS	NO				
990 U STATES	714043	169344	7614095	1812799	2013
	714043	169344	7614095	1812799	
DOGS PURE BRED	NO				
1 U KINGDOM	38	3985	324	33647	2014
55 GERMANY W	2	450	4	700	
64 IRELAND	7	480	38	1973	
73 NETHRLNDS	1	52	6	540	
85 SWEDEN			1	200	
262 HUNGARY			3	150	
614 AUSTRALIA			2	150	
815 BERMUDA			1	420	
828 TRINIDAD			1	100	
990 U STATES	56	4480	570	57813	
	104	9447	950	95693	
HORSES PURE BRED	NO				
1 U KINGDOM			43	54933	2018
63 ICELAND			41	6220	
64 IRELAND			7	22967	
279 ROUMANIA			1	1000	
990 U STATES	53	51713	749	655112	
	53	51713	841	740232	
ANIMALS FOR IMP OF STOCK N O P	NO				
1 U KINGDOM	3	135	79	10611	2021
990 U STATES	4	764	131	6154	
	7	899	210	16765	
SHEEP	NO				
990 U STATES	1624	25624	28359	500036	2030
	1624	25624	28359	500036	
CATTLE N O P	NO				
990 U STATES	347	73850	6748	1377686	2032
	347	73850	6748	1377686	
HORSES N O P	NO				
1 U KINGDOM			66	21378	2035
54 FRANCE			1	500	
55 GERMANY W			5	4377	
622 NEW ZEAL			4	2491	
990 U STATES	52	9518	1593	328110	
	52	9518	1669	356856	
LIVESTOCK N O P	NO				
990 U STATES			586	4143	2037
			586	4143	
BEEES	PKGS				
990 U STATES			145980	553177	2041
			145980	553177	
TURTLES					
990 U STATES		1960		36382	2045
		1960		36382	
ALL OTHER ANIMALS LIVING N O P					
1 U KINGDOM		1293		11327	2046
44 BELG LUX		766		10828	
49 DENMARK				19900	
54 FRANCE				6560	
55 GERMANY W		1221		12190	
73 NETHRLNDS		13012		87246	
76 NORWAY				851	
78 PORTUGAL				120	
246 CZECHO S				6953	
457 FR W AFR				455	
473 MOROCCO				466	
519 INDIA				182106	
559 JAPAN		901		6142	
583 THAILAND				3763	
614 AUSTRALIA				50	
755 CHILE				1220	
758 COLOMBIA				287	
774 PERU				600	
990 U STATES		23621		330139	
		40814		681203	
MINK	NO				
990 U STATES	411	24688	1653	126637	2047
	411	24688	1653	126637	
BONES CRUDE	CWT				
78 PORTUGAL			4	265	2051
519 INDIA			20	695	
559 JAPAN			214	7054	
990 U STATES	200	1012	6707	35368	
	200	1012	6945	43382	
BONE DUST CHARRED BONE	CWT				
1 U KINGDOM	5400	16668	48880	154412	2052
614 AUSTRALIA	500	1785	5214	18337	
990 U STATES	26	417	5072	82677	
	5926	18870	59166	255426	
BONE PITCH CRUDE ONLY	CWT				
990 U STATES			3012	14968	2053
			3012	14968	

IMPORTS INTO CANADA FOR CONSUMPTION

Commodities and Countries from which Imported	MONTH OF DECEMBER 1960		TWELVE MONTHS ENDED DECEMBER 1960		Class Number
	Quantities	Values (\$)	Quantities	Values (\$)	
CHARCOAL ANIMAL FOR SUGAR	CWT				
1 U KINGDOM			17905	171718	2054
73 NETHRLNDS			2212	13863	
385 UAR EGYPT			6634	37987	
			26751	223568	
SHELLS AND FOSSILS N O P					2073
1 U KINGDOM				362	
54 FRANCE				463	
55 GERMANY W				69	
67 ITALY		85		242	
73 NETHRLNDS				204	
559 JAPAN				7053	
567 PHIL				2500	
990 U STATES		6799		26142	
		6884		37035	
OYSTER SHELLS CRUSHED OR NOT	CWT				2075
49 DENMARK			51416	31799	
990 U STATES	39590	30917	616677	463645	
	39590	30917	668093	495444	
FEATHERS NATURAL					2081
1 U KINGDOM				690	
44 BELG LUX				10078	
49 DENMARK				147	
54 FRANCE		142		730	
55 GERMANY W				6379	
427 UN SO AFR				3360	
516 HONG KONG		26057		80880	
553 CHINA COM				2612	
990 U STATES		11895		228069	
		38094		332945	
BADMINTON SHUTTLECOCKS BIRDS	GROSS				2083
1 U KINGDOM	171	3001	1874	23051	
49 DENMARK	21	495	434	12181	
55 GERMANY W			148	910	
519 INDIA			213	1189	
527 PAKISTAN	6	65	240	2441	
553 CHINA COM	83	281	166	592	
559 JAPAN			235	1745	
990 U STATES	237	8275	2492	61335	
	518	12117	5802	103444	
MANUFACTURES OF FEATHERS N O P					2084
1 U KINGDOM		491		5865	
54 FRANCE		66		39370	
55 GERMANY W		354		13844	
67 ITALY				1805	
246 CZECHO S				345	
258 GERMANY E				1381	
427 UN SO AFR				769	
516 HONG KONG		506		54717	
559 JAPAN				1923	
990 U STATES		2022		34912	
		3439		154931	
FEATHERBONE COILS					2085
99D U STATES		683		7497	
		683		7497	
QUILLS NATURAL OR UNPLUMED					2086
1 U KINGDOM				91	
49 DENMARK				596	
54 FRANCE		797		797	
277 POLAND				1311	
427 UN SO AFR				521	
516 HONG KONG				3173	
553 CHINA COM				3027	
744 ARGENTINA				2628	
990 U STATES				28788	
		797		40932	
SHRIMPS PRAWNS FRESH OR FROZEN	LB				2090
516 HONG KONG	84833	34932	773747	298359	
559 JAPAN			1300	798	
744 ARGENTINA			5439	3944	
758 COLOMBIA	1000	911	8075	6586	
763 ECUADOR			5600	4145	
777 SURINAM			750	568	
857 EL SALVD			5000	2925	
874 MEXICO	71800	52456	610077	430329	
879 NICARAGUA			1250	774	
883 PANAMA			14980	11531	
990 U STATES	180937	135595	2192773	1623697	
	338570	223894	3618991	2383660	
COD HADDOCK POLLOCK FRESH	LB				2091
1 U KINGDOM			8934	1875	
49 DENMARK			29500	6762	
63 ICELAND			317315	6346	
990 U STATES	77100	15276	604267	107914	
	77100	15276	960016	122898	
HALIBUT FRESH	LB				2094
559 JAPAN			5000	902	
990 U STATES	133470	27125	1152828	268714	
	133470	27125	1157828	269616	
FISH LIVERS	LB				2093
78 PORTUGAL			2396	359	
990 U STATES	993	248	147655	25496	
	993	248	150051	25855	
HERRINGS FRESH	LB				2094
49 DENMARK	11550	833	11550	833	
990 U STATES			1069402	22462	
	11550	833	1080952	23295	

IMPORTS INTO CANADA FOR CONSUMPTION

Commodities and Countries from which Imported	MONTH OF DECEMBER 1960		TWELVE MONTHS ENDED DECEMBER 1960		Class Number	
	Quantities	Values (\$)	Quantities	Values (\$)		
LIVE FISH AND EGGS PROPAGATING 990 U STATES		1171		45786	2095	
LOBSTERS FRESH OR BOILED 752 BRAZIL 848 CUBA 990 U STATES	LB	1171	1500 11910	1844 13983	2096	
OYSTERS SEED AND BREEDING 559 JAPAN 990 U STATES		6897	415146	201490	2098	
OYSTERS FRESH OR FROZEN 516 HONG KONG 559 JAPAN 990 U STATES	GAL	14501 6897	428556	217317	2100	
SALMON FRESH 78 PORTUGAL 990 U STATES	LB	850 8089	456 5060	850 673224	2101	
SQUID FRESH 78 PORTUGAL 516 HONG KONG 559 JAPAN 990 U STATES		8939	5516	674074	2102	
FISH ALL OTHER FRESH 1 U KINGDOM 49 DENMARK 55 GERMANY W 73 NETHRLNDS 76 NORWAY 78 PORTUGAL 446 ANGOLA 516 HONG KONG 559 JAPAN 990 U STATES	LB	880 71230 1382 2500 33290 13366 497 1723352 119491	220 34656 363 1118 6838 1403 251 256818 24771	14094 530535 1382 151394 7425 274081 13366 13225 4859044 2317350	2397 256532 363 60443 1692 65268 1403 4863 746005 424745	2103
COD HADDOCK POLLOCK DRIED 1 U KINGDOM 76 NORWAY 990 U STATES	LB	16875 1980 2400	3512 481 492	71249 68843 14615	16848 24029 2446	2111
HERRINGS SALTED 1 U KINGDOM 53 FINLAND 55 GERMANY W 73 NETHRLNDS 76 NORWAY 85 SWEDEN 990 U STATES	LB	83938 1500 157547 78236 35247 5655	12659 192 35486 11378 5841 778	543001 1500 1891 1050186 1240280 138731 76338	77113 241 256640 149029 22702 10563	2115
FISH DRIED N O P 76 NORWAY 516 HONG KONG 559 JAPAN 990 U STATES	LB	19896 2019 2376 300	7038 1111 1241 259	19896 21368 10761 2679	7038 13458 5430 2117	2120
FISH ALL OTHER SALTED 1 U KINGDOM 76 NORWAY 78 PORTUGAL 82 SPAIN 516 HONG KONG 990 U STATES	LB	24200 18912 330	3460 13869 488	86530 23585 900 70574 96373 98382	10699 6051 299 13144 59334 20632	2121
FISH OTHER SMOKED OR BONELESS 1 U KINGDOM 73 NETHRLNDS 76 NORWAY 516 HONG KONG 990 U STATES	LB	47343 9651 400 584	15655 2621 98 319	710426 42862 14275 520 19998	139894 10028 2174 209 10918	2122
SHRIMPS AND PRAWNS CANNED 1 U KINGDOM 49 DENMARK 76 NORWAY 85 SWEDEN 516 HONG KONG 519 INDIA 559 JAPAN 874 MEXICO 990 U STATES	LB NT	169 586 220 9000 34 20250 222146 252405	338 616 307 8243 53 23226 258705	330 2662 39966 1023 1816 34200 2668 113311 1803527 1999503	394 4630 41848 1481 1820 31026 3824 119987 2061924 2266934	2130
CRABS CLAMS CANNED 1 U KINGDOM 516 HONG KONG 559 JAPAN 990 U STATES	LB NT	298 375914	204 71047	2369 1019 2311331 651	2058 423 482958 360	2131
KIPPED HERRINGS CANNED 1 U KINGDOM 55 GERMANY W 76 NORWAY	LB NT	11475 11061 22536	3587 3744 7331	183880 4152 233026 421058	52914 1153 77980 132047	2132

IMPORTS INTO CANADA FOR CONSUMPTION

Commodities and Countries from which Imported	MONTH OF DECEMBER 1960		TWELVE MONTHS ENDED DECEMBER 1960		Class Number
	Quantities	Values (\$)	Quantities	Values (\$)	
LOBSTERS CANNED PREPARED N O P	LB NT				2133
49 DENMARK			1322	1462	
559 JAPAN			158	196	
614 AUSTRALIA	2500	3128	3875	4882	
990 U STATES	120	194	13399	15105	
	2620	3322	18754	21645	
OYSTERS PREPARED PRESERVED NOP	LB NT				2137
516 HONG KONG	1503	1574	18727	20104	
559 JAPAN	63483	35463	491363	244010	
990 U STATES	26130	16507	118422	84072	
	91116	53544	628512	348186	
SALMON CANNED PREPARED N O P	LB NT				2138
1 U KINGDOM			315	430	
55 GERMANY W			1324	726	
85 SWEDEN			806	1192	
559 JAPAN	1254	1585	11562	12863	
990 U STATES	203760	168297	1132859	832200	
	205014	169882	1146866	847411	
PILCHARD CANNED	LB NT				2139
1 U KINGDOM	878	190	4988	1040	
427 UN SO AFR			104850	14447	
990 U STATES	4800	553	144150	17607	
	5678	743	253988	33094	
ANCHOVIES SARDINES CANNED	LB NT				2140
1 U KINGDOM	937	445	22705	9885	
49 DENMARK	3904	2038	154950	68347	
54 FRANCE	195	135	5129	3093	
55 GERMANY W	634	306	2611	1356	
67 ITALY	1969	690	26684	5444	
76 NORWAY	50852	38557	1133853	717145	
78 PORTUGAL	58977	24108	684275	340911	
82 SPAIN	5090	2176	63374	23933	
85 SWEDEN	527	301	29142	15148	
277 POLAND	810	258	18906	5119	
287 U S S R	540	360	1416	1030	
473 MOROCCO			51128	22520	
990 U STATES	1137	581	4560	2801	
	125572	69955	2198733	1216732	
TUNA FISH CANNED	LB NT				2143
78 PORTUGAL			10223	5828	
559 JAPAN	262384	85311	3897593	1465852	
990 U STATES			1855	748	
	262384	85311	3909671	1472428	
FISH PRESERVED IN OIL N O P					2144
49 DENMARK		4116		28930	
54 FRANCE		231		5522	
55 GERMANY W		976		19638	
67 ITALY		1241		10349	
76 NORWAY		114		4965	
78 PORTUGAL				17378	
277 POLAND		1151		2404	
516 HONG KONG		4091		24224	
519 INDIA				50	
559 JAPAN		170		36432	
774 PERU		63127		336513	
990 U STATES		260		25223	
		75477		511628	
FISH PREPARED OR PRESERVED NOP					2145
1 U KINGDOM		2008		25366	
49 DENMARK		2613		14264	
54 FRANCE		161		7370	
55 GERMANY W		560		13543	
67 ITALY				3151	
73 NETHRLNDS		108		3818	
76 NORWAY				17422	
78 PORTUGAL		488		1132	
85 SWEDEN		442		2290	
277 POLAND		2512		6514	
516 HONG KONG		1732		15769	
519 INDIA		1368		5646	
559 JAPAN		5486		43537	
874 MEXICO				19347	
990 U STATES		4732		134271	
		22210		313440	
HERRINGS CANNED	LB NT				2146
1 U KINGDOM	2342	483	101311	20979	
53 FINLAND	982	671	2171	1471	
55 GERMANY W	27453	6687	418417	102631	
73 NETHRLNDS	5225	1103	15801	3310	
76 NORWAY	1135	722	42718	19597	
85 SWEDEN	3468	2066	25440	14417	
277 POLAND	3439	579	5089	804	
516 HONG KONG			360	276	
990 U STATES			6735	2787	
	44044	12311	618042	166272	
FISH OFFAL OR REFUSE	CWT				2151
559 JAPAN			7549	83725	
990 U STATES	3016	7980	46091	113585	
	3016	7980	53640	197310	
SPONGES OF MARINE PRODUCTION					2152
1 U KINGDOM				2487	
54 FRANCE				1243	
59 GREECE				52161	
67 ITALY				1394	
848 CUBA		3068		8299	
990 U STATES		692		14155	
		3760		79739	

IMPORTS INTO CANADA FOR CONSUMPTION

Commodities and Countries from which Imported	MONTH OF DECEMBER 1960		TWELVE MONTHS ENDED DECEMBER 1960		Class Number
	Quantities	Values (\$)	Quantities	Values (\$)	
FISHERY PRODUCTS					2153
1 U KINGDOM		305		3766	
49 DENMARK		1340		11450	
55 GERMANY W		958		10981	
59 GREECE		198		198	
73 NETHRLNDS		350		507	
76 NORWAY				2895	
78 PORTUGAL		3085		19580	
85 SWEDEN		66		945	
287 U S S R				5956	
516 HONG KONG		11421		39864	
519 INDIA				1358	
524 MALAYA				1805	
559 JAPAN		1382		24129	
614 AUSTRALIA				49992	
617 FIJI				1809	
716 G GUIANA		188		2655	
752 BRAZIL				1724	
828 TRINIDAD				55	
845 C RICA		571		1154	
848 CUBA				1463	
874 MEXICO				336	
990 U STATES		40843		596848	
		60707		779470	
FISH MEAL					2154
427 UN SO AFR	CWT		6600	43560	
774 PERU			34186	126142	
990 U STATES			388	4402	
			41174	174104	
FUR SKINS CHINA AND JAP MINK					2155
1 U KINGDOM	NO		103323	144734	
55 GERMANY W			17800	24052	
553 CHINA COM			674680	861161	
990 U STATES			144	165	
			795947	1030112	
FUR SKINS RACCOON UN DRESSED					2157
287 U S S R	NO		1000	4527	
990 U STATES		810	1762	395598	
		810	1762	400525	
FUR SKINS SHEEP LAMB UN DRESSED					2158
614 AUSTRALIA	NO	3504	6750	11504	13170
744 ARGENTINA				79006	128124
782 URUGUAY				17537	34782
990 U STATES		17736	15941	165914	225393
		21240	22691	273961	401469
FUR SKINS FOX UN DRESSED					2162
1 U KINGDOM	NO	7298	130424	26127	484357
55 GERMANY W				1051	19696
76 NORWAY		285	6562	2126	47918
85 SWEDEN				3930	65153
258 GERMANY E				114	2162
277 POLAND				790	13652
287 U S S R		50	1126	11045	141337
990 U STATES		1506	26175	37775	294903
		9139	164287	82958	1069178
FUR SKINS KOLINSKY UN DRESSED					2163
1 U KINGDOM	NO	4000	9015	54180	117069
85 SWEDEN				21400	59828
287 U S S R				95480	217232
553 CHINA COM				20000	55044
		4000	9015	191060	449173
FUR SKINS MINK UN DRESSED					2164
1 U KINGDOM	NO	130	1416	10566	128060
49 DENMARK		4252	61885	13629	233947
53 FINLAND				1969	28869
55 GERMANY W				210	2662
76 NORWAY		4773	77070	13092	213758
85 SWEDEN		1112	19936	4066	67496
277 POLAND				1000	13000
287 U S S R				2960	40166
954 ST PIERRE				235	3204
990 U STATES		16745	247515	266753	3770298
		27012	407822	314480	4501460
FUR SKINS MUSKRAT UN DRESSED					2165
1 U KINGDOM	NO			4000	3476
287 U S S R				20000	12912
990 U STATES		122348	108096	1923697	2061954
		122348	108096	1947697	2078342
FUR SKINS PERSIAN LAMB UN DRESS					2166
1 U KINGDOM	NO	178546	1032701	580286	3549542
73 NETHRLNDS				7980	40457
85 SWEDEN				2968	26872
287 U S S R		8692	49432	131048	728752
427 UN SO AFR				2000	12782
990 U STATES		9774	55479	411179	3306079
		197012	1137612	1135461	7664484
FUR SKINS RABBIT UN DRESSED					2167
44 BELG LUX	NO			1000	457
54 FRANCE		5000	2531	128520	60683
73 NETHRLNDS				1000	470
559 JAPAN				10000	6958
990 U STATES				25809	14183
		5000	2531	166329	82751
FUR SKINS SQUIRREL UN DRESSED					2168
1 U KINGDOM	NO	17888	13921	77188	63689
53 FINLAND				3000	3364

IMPORTS INTO CANADA FOR CONSUMPTION

Commodities and Countries from which Imported	MONTH OF DECEMBER 1960		TWELVE MONTHS ENDED DECEMBER 1960		Class Number
	Quantities	Values (\$)	Quantities	Values (\$)	
287 U S S R			18000	14411	
990 U STATES			41266	31164	
FUR SKINS UNDRESSED N O P	17888	13921	139454	112628	2169
1 U KINGDOM	NO	3894	8734	69134	
53 FINLAND			1020	3179	
76 NORWAY			2000	8253	
85 SWEDEN			200	4398	
287 U S S R			4995	41067	
519 INDIA	2	368	2	368	
752 BRAZIL			8587	87080	
874 MEXICO			115	1334	
990 U STATES	3754	18409	149361	1060116	
RABBIT SKINS DRESSED N O P	DOZ	7650	175014	1274929	2172
44 BELG LUX			5896	18024	
54 FRANCE			2153	22882	
55 GERMANY W	357	3830	357	3830	
82 SPAIN			1040	1351	
990 U STATES	25	65	1303	14558	
FUR SKINS DRESSED N O P	382	3895	10749	60645	2173
1 U KINGDOM		43678		231225	
54 FRANCE		974		1030	
55 GERMANY W		4693		88434	
67 ITALY				51569	
76 NORWAY				3099	
85 SWEDEN				164	
262 HUNGARY				60	
287 U S S R				8720	
344 ETHIOPIA				2450	
744 ARGENTINA		202		3951	
747 BOLIVIA				258	
752 BRAZIL				6588	
782 URUGUAY				4252	
990 U STATES		28662		2388759	
HATTERS FURS NOT ON THE SKIN		78209		2790559	2174
1 U KINGDOM	LB	300	1293	18943	
44 BELG LUX		3000	4876	35805	
54 FRANCE				68447	
55 GERMANY W				85000	
67 ITALY				2550	
82 SPAIN	3447	5233	36837	60187	
614 AUSTRALIA			300	1211	
990 U STATES	4575	20586	69372	241773	
FUR SKINS SHEEP DRESSED	11322	31988	209617	513916	2175
1 U KINGDOM		460		1277	
54 FRANCE				86	
990 U STATES		5602		73394	
MANUFACTURES OF FUR N O P		6062		74757	2181
1 U KINGDOM		2225		36830	
43 AUSTRIA				740	
44 BELG LUX		164		6137	
49 DENMARK				2537	
54 FRANCE				6055	
55 GERMANY W		1834		3879	
59 GREECE		136		28406	
67 ITALY				1342	
82 SPAIN				3206	
85 SWEDEN				4230	
86 SWITZRLND				1275	
287 U S S R				16333	
553 CHINA COM		8525		33762	
559 JAPAN				29674	
614 AUSTRALIA				1596	
744 ARGENTINA				10054	
774 PERU				1385	
782 URUGUAY				645	
990 U STATES		33897		764936	
BRISTLES ANIMAL		46781		953022	2191
1 U KINGDOM	LB	10411	40790	224655	840527
55 GERMANY W		144	579	10116	26441
73 NETHRLNDS		4744	29167	33949	115100
76 NORWAY				880	2536
516 HONG KONG				10899	32140
553 CHINA COM				33080	54325
990 U STATES	1990	11859	8737	40748	
HAIR UNMANUFACTURED		17289	82395	322316	1111817
1 U KINGDOM	LB	10	159	1315	10143
55 GERMANY W		63	1688	11191	5134
67 ITALY				122	1259
990 U STATES	212163	20120	1359104	229902	
HORSE HAIR		212236	21967	1371732	246438
1 U KINGDOM	LB			30	171
990 U STATES	12673	14956	115386	59353	
MANUFACTURES OF HAIR N O P		12673	14956	115416	59524
1 U KINGDOM			1745	17449	
54 FRANCE				2448	
55 GERMANY W			980	21860	

IMPORTS INTO CANADA FOR CONSUMPTION

Commodities and Countries from which Imported	MONTH OF DECEMBER 1960		TWELVE MONTHS ENDED DECEMBER 1960		Class Number
	Quantities	Values (\$)	Quantities	Values (\$)	
516 HONG KONG				6151	
553 CHINA COM				10415	
559 JAPAN		3281		12319	
990 U STATES		2003		26408	
		8009		97050	
HORSE HIDES	NO				2200
1 U KINGDOM			3791	43601	
44 BELG LUX			1000	10611	
54 FRANCE			1770	26472	
73 NETHRLNDS			1000	12977	
990 U STATES	174	852	7241	61282	
	174	852	14802	154943	
CALF SKINS AND KIPS RAW	NO				2201
54 FRANCE			25926	188666	
55 GERMANY W			1000	8463	
67 ITALY	1000	10416	14200	133954	
886 P RICO			300	527	
954 ST PIERRE			450	657	
990 U STATES	68438	353028	537642	2803874	
	69438	363444	579518	3136141	
CATTLE HIDES RAW	NO				2202
67 ITALY			500	8554	
622 NEW ZEAL			5000	42494	
752 BRAZIL			2000	12600	
954 ST PIERRE			75	567	
990 U STATES	71572	488097	489677	3627124	
	71572	488097	497252	3691339	
SHEEP SKINS RAW	NO				2203
1 U KINGDOM			1480	8463	
427 UN SO AFR			360	538	
744 ARGENTINA			46858	73465	
954 ST PIERRE			883	442	
990 U STATES	77430	50580	984948	1126108	
	77430	50580	1034529	1209016	
OTHER HIDES AND SKINS RAW NOP	NO				2204
427 UN SO AFR			1000	2723	
990 U STATES			19295	35609	
			20295	38332	
GOAT SKINS AND KID SKINS RAW	NO				2205
1 U KINGDOM			100	576	
55 GERMANY W			1000	500	
			1100	1076	
HIDE SECTIONS OR BELLIES	NO				2206
55 GERMANY W			700	15404	
73 NETHRLNDS			300	738	
277 POLAND	1769	2470	1769	2470	
954 ST PIERRE			276	518	
990 U STATES	18491	21782	376398	429693	
	20260	24252	379443	448823	
LEATHER DRESSED KID					2210
1 U KINGDOM		70676		1141284	
54 FRANCE		81		4317	
55 GERMANY W		2158		27913	
82 SPAIN		2244		3013	
519 INDIA		950		5027	
990 U STATES		39233		628315	
		115342		1809869	
RELTING LEATHER IN BUTTS					2211
1 U KINGDOM		6328		86494	
54 FRANCE				8935	
55 GERMANY W				3194	
990 U STATES		493		70428	
		6821		169051	
LEATHER TANNED N O P					2213
1 U KINGDOM		4991		135121	
44 BELG LUX				739	
54 FRANCE		1878		1878	
55 GERMANY W				14431	
67 ITALY				304	
73 NETHRLNDS				580	
519 INDIA				31687	
559 JAPAN		4449		4998	
614 AUSTRALIA		223		223	
990 U STATES		14517		208447	
		26058		398408	
LEATHER DRESSED N O P					2215
1 U KINGDOM		85420		1060850	
43 AUSTRIA		1774		17063	
44 BELG LUX				4491	
54 FRANCE		57561		544190	
55 GERMANY W		2031		41665	
64 IRELAND				47240	
67 ITALY		2822		7307	
73 NETHRLNDS		77		66412	
82 SPAIN		1406		2691	
85 SWEDEN				757	
86 SWITZRLND				2612	
614 AUSTRALIA				4793	
744 ARGENTINA				501	
752 BRAZIL				3559	
874 MEXICO				7161	
990 U STATES		95954		1510270	
		247045		3321562	
CHAMOIS SKIN					2216
1 U KINGDOM		15881		343536	
64 IRELAND				4015	

IMPORTS INTO CANADA FOR CONSUMPTION

Commodities and Countries from which Imported	MONTH OF DECEMBER 1960		TWELVE MONTHS ENDED DECEMBER 1960		Class Number
	Quantities	Values (\$)	Quantities	Values (\$)	
622 NEW ZEAL				244	
990 U STATES		56		1764	
PATENT AND UPHOLSTERY LEATHER		15937		349559	2217
1 U KINGDOM				559	
55 GERMANY W		398		1090	
990 U STATES		3560		40238	
SOLE LEATHER	LB	3958		41887	2218
1 U KINGDOM	14162	4513	59708	23689	
54 FRANCE			4479	2660	
990 U STATES			60686	32353	
SCRAP LEATHER	14162	4513	124873	58702	2219
1 U KINGDOM				871	
622 NEW ZEAL				251	
990 U STATES		2243		30279	
PIG MOROCCO ROLLER LEATHERS		2243		31401	2220
1 U KINGDOM		49288		643831	
559 JAPAN		3312		32055	
990 U STATES		29002		399341	
LEATHER FROM EAST INDIA KIP		81602		1075227	2221
1 U KINGDOM		91186		851836	
64 IRELAND				1682	
990 U STATES				3219	
LEATHER FOR GLOVES OR CLOTHING		91186		856737	2224
1 U KINGDOM		37566		976280	
49 DENMARK				251	
54 FRANCE		743		9934	
55 GERMANY W				2026	
874 MEXICO				970	
990 U STATES		96243		1375792	
LEATHER FOR UPHOLSTERY LEATHER		134552		2365253	2225
1 U KINGDOM		7904		116071	
55 GERMANY W				1062	
990 U STATES		1444		12561	
CRUST OIL LEATHER FOR CHAMOIS		9348		129694	2226
1 U KINGDOM				2308	
64 IRELAND				1446	
BOOTS AND SHOES MENS LEATHER	PAIR			3754	2232
1 U KINGDOM	20738	104332	508208	2455100	
43 AUSTRIA	616	9947	9341	100488	
49 DENMARK			148	493	
53 FINLAND			169	1373	
54 FRANCE	530	3576	33182	104161	
55 GERMANY W	1188	7698	41638	265032	
64 IRELAND			5162	20844	
67 ITALY	12266	68371	230102	1095620	
73 NETHRLNDS			6595	22647	
76 NORWAY			65	571	
82 SPAIN	306	1222	5961	21321	
85 SWEDEN			168	1305	
86 SWITZRLND	79	1008	1619	24905	
246 CZECHO S	615	1403	18221	43833	
258 GERMANY E			156	731	
262 HUNGARY			215	1652	
288 YUGO SLAV	17	168	608	6100	
355 ISRAEL			264	886	
516 HONG KONG	3428	9296	5083	11708	
519 INDIA			4280	7731	
559 JAPAN	1044	2002	8634	12791	
744 ARGENTINA			54	432	
874 MEXICO	9	54	515	3322	
990 U STATES	1790	12186	71356	441056	
BOOTS AND SHOES WOMENS LEATHER	PAIR	42626	221263	951744	2233
1 U KINGDOM	10514	36710	322034	1437816	
43 AUSTRIA	223	2046	5837	36827	
44 BELG LUX	36	218	1767	5290	
54 FRANCE	486	1814	13740	86774	
55 GERMANY W	1235	6426	28256	141114	
64 IRELAND			10862	53581	
67 ITALY	4841	20692	258976	1003350	
73 NETHRLNDS			3768	10615	
82 SPAIN	209	1682	649	3581	
85 SWEDEN			523	2872	
86 SWITZRLND	748	6548	7708	67075	
246 CZECHO S			910	1109	
258 GERMANY E			87	570	
288 YUGO SLAV	100	246	114	336	
355 ISRAEL			72	117	
473 MOROCCO			39	107	
516 HONG KONG	174	258	570	646	
519 INDIA			10190	9606	
559 JAPAN	4716	2831	88824	42448	
774 PERU			376	728	
867 HAITI			1207	5261	
874 MEXICO			580	1308	
990 U STATES	10573	38854	367411	1666374	
	33855	118325	1124500	4577509	

IMPORTS INTO CANADA FOR CONSUMPTION

Commodities and Countries from which Imported	MONTH OF DECEMBER 1960		TWELVE MONTHS ENDED DECEMBER 1960		Class Number	
	Quantities	Values (\$)	Quantities	Values (\$)		
	<p>BOOTS SHOES CHILDRENS LEATHER PAIR</p>					
1 U KINGDOM	4274	12408	174749	224473	2234	
43 AUSTRIA	103	757	991	7521		
54 FRANCE	90	371	945	2349		
55 GERMANY W	1803	5742	11280	35606		
67 ITALY	4392	10328	43286	103097		
73 NETHRLNDS			1205	3072		
86 SWITZRLND	22	89	102	788		
516 HONG KONG	300	199	300	199		
519 INDIA			39628	35563		
559 JAPAN	1272	1383	47270	26941		
990 U STATES	307	859	56092	93624		
	12563	32136	375848	533233		
<p>GARMENTS LEATHER</p>						
1 U KINGDOM		2149		25782	2235	
54 FRANCE		223		4287		
55 GERMANY W		489		1336		
67 ITALY				4081		
73 NETHRLNDS		2219		9243		
82 SPAIN		103		5291		
86 SWITZRLND				621		
427 UN SO AFR				175		
874 MEXICO				176		
990 U STATES		1656		16854		
		6839		67846		
<p>GLOVES MITTS LEATHER N O P</p>						
1 U KINGDOM		11116		571179	2236	
43 AUSTRIA				119		
44 BELG LUX				192		
54 FRANCE		2726		158178		
55 GERMANY W		9408		49940		
67 ITALY		14095		334293		
73 NETHRLNDS		243		56744		
76 NORWAY				832		
82 SPAIN		675		4152		
86 SWITZRLND		550		1524		
246 CZECHO S		576		10149		
516 HONG KONG				6112		
519 INDIA				207		
527 PAKISTAN		4378		23642		
553 CHINA COM		2275		18375		
559 JAPAN		11231		465998		
824 JAMAICA		2547		45887		
990 U STATES		4550		109198		
		64370		1856721		
<p>GLOVES OF KID WOMENS</p>						
1 U KINGDOM				6030	2237	
44 BELG LUX		2071		17100		
54 FRANCE		14276		304523		
55 GERMANY W		5180		224970		
67 ITALY		485		18706		
246 CZECHO S				30548		
990 U STATES				8322		
		22012		610206		
<p>HARNESS AND SADDLERY</p>						
1 U KINGDOM		8648		107568		2238
55 GERMANY W		1820		23791		
67 ITALY				322		
385 UAR EGYPT				61		
519 INDIA		3401		11568		
559 JAPAN		989		4044		
614 AUSTRALIA				102		
874 MEXICO		885		8143		
990 U STATES		20494		383864		
		36237		539463		
<p>LEATHER BELTING</p>						
1 U KINGDOM		1889		43577	2239	
43 AUSTRIA				4716		
49 DENMARK		411		2174		
54 FRANCE				243		
55 GERMANY W		548		33475		
67 ITALY		374		6482		
73 NETHRLNDS				267		
246 CZECHO S				291		
990 U STATES		991		36026		
		4213		127251		
<p>MFRS OF LEATHER OR RAWHIDE WOP</p>						
1 U KINGDOM		6020		164842		2241
43 AUSTRIA				1660		
44 BELG LUX				505		
54 FRANCE		492		7417		
55 GERMANY W		2827		43608		
67 ITALY		1023		15356		
73 NETHRLNDS		229		1115		
82 SPAIN		145		5419		
85 SWEDEN				484		
86 SWITZRLND		419		4467		
246 CZECHO S				1694		
473 MOROCCO				1784		
516 HONG KONG				4873		
527 PAKISTAN		342		1695		
559 JAPAN		2487		22234		
744 ARGENTINA				66		
874 MEXICO		670		1291		
990 U STATES		42913		558069		
		57567		836579		

IMPORTS INTO CANADA FOR CONSUMPTION

Commodities and Countries from which Imported	MONTH OF DECEMBER 1960		TWELVE MONTHS ENDED DECEMBER 1960		Class Number
	Quantities	Values (\$)	Quantities	Values (\$)	
SOLES AND HEELS LEATHER					2243
1 U KINGDOM		1075		11264	
614 AUSTRALIA				346	
990 U STATES		7438		107578	
		8513		119188	
SHOE LIFTS AND WELTING LEATHER					2244
1 U KINGDOM				3436	
990 U STATES		8781		94569	
		8781		98005	
STRAPS LEATHER					2245
1 U KINGDOM		5228		45215	
54 FRANCE				1264	
55 GERMANY W		1524		41909	
67 ITALY				2353	
73 NETHRLNDS		105		960	
86 SWITZRLND		411		15609	
516 HONG KONG		2188		18239	
559 JAPAN		1897		4502	
874 MEXICO				562	
990 U STATES		5390		96899	
		16743		227512	
BICYCLE SADDLES					2246
1 U KINGDOM				6235	
55 GERMANY W	16670	9654	9472	51177	
67 ITALY	3300	2025	93062	2138	
73 NETHRLNDS	5595	4239	3400	43276	
559 JAPAN	200	117	55989	10201	
990 U STATES	400	247	17931	16785	
	26165	16282	41366	129812	
			221220		
BEEF AND VEAL FRESH					2251
64 IRELAND				9998	
614 AUSTRALIA	90444	28939	29040	922706	
622 NEW ZEAL			2656964	2295809	
990 U STATES	860645	343715	8265582	3203990	
	951089	372654	6444782	6432503	
MUTTON AND LAMB FRESH					2252
614 AUSTRALIA	1943345	456852	11032911	2226655	
622 NEW ZEAL	7171	2610	11433538	1933453	
990 U STATES	57471	24728	1065297	462640	
	2007987	484190	23531746	4622748	
PORK FRESH					2253
614 AUSTRALIA		760	47280	25629	
990 U STATES	2011325	591369	11428844	3439444	
	2012705	592129	11476124	3465073	
POULTRY NOP GAME PARTRIDGE					2254
990 U STATES	81877	29267	1350344	485526	
	81877	29267	1350344	485526	
MEATS FRESH N O P					2257
848 CUBA	6000	5762	14380	12895	
874 MEXICO			4047	3551	
990 U STATES	3890	3232	80942	61468	
	9890	8994	99369	77914	
EDIBLE OFFAL FRESH					2258
614 AUSTRALIA	118601	70066	618128	336330	
622 NEW ZEAL			333868	106673	
990 U STATES	529593	121016	4248173	783289	
	648194	191082	5200167	1226292	
CHICKENS AND FOWL N O P					2259
990 U STATES	2139742	557106	17550492	4769615	
	2139742	557106	17550492	4769615	
TURKEYS NOP					2260
990 U STATES	238479	93407	4682777	1803185	
	238479	93407	4682777	1803185	
PORK PREP OR PRESERVED N O P					2261
49 DENMARK			938	338	
990 U STATES	800042	223403	5583729	1360722	
	800042	223403	5584667	1361060	
BEEF PICKLED					2263
990 U STATES	983850	290942	11679258	3020812	
	983850	290942	11679258	3020812	
CANNED MEATS POULTRY GAME NOP					2264
1 U KINGDOM	22301	7982	659303	216652	
49 DENMARK	23111	17488	391145	227975	
54 FRANCE	12543	8420	110708	67213	
55 GERMANY W			12643	5512	
73 NETHRLNDS	31358	7175	145444	36504	
76 NORWAY			3409	1439	
85 SWEDEN	509	517	1024	706	
262 HUNGARY	6878	1817	10090	3355	
277 POLAND	4464	2834	69299	33707	
516 HONG KONG	90	82	1010	479	
559 JAPAN	149	213	540	769	
614 AUSTRALIA			185307	46187	
622 NEW ZEAL			13923	7247	
744 ARGENTINA			54000	14875	
990 U STATES	87599	25840	1914758	521745	
	189002	72368	3572603	1184365	
EXTRACTS OF MEAT FLUID BEEF					2265
1 U KINGDOM	4755	3241	176478	86695	
73 NETHRLNDS	4430	3887	10500	9266	
614 AUSTRALIA			64736	171568	
622 NEW ZEAL			33600	93248	
744 ARGENTINA			124539	90079	
752 BRAZIL			5600	11170	
769 PARAGUAY	12567	18104	23591	34006	
990 U STATES			18947	25823	
	21752	25232	457991	521855	

IMPORTS INTO CANADA FOR CONSUMPTION

Commodities and Countries from which Imported	MONTH OF DECEMBER 1960		TWELVE MONTHS ENDED DECEMBER 1960		Class Number
	Quantities	Values (\$)	Quantities	Values (\$)	
MEATS PREPARED NOT CANNED 990 U STATES	LB 101218	64589	1154170	1008248	2266
SAUSAGE NOT CANNED OR BOTTLED 990 U STATES	LB 11002	8033	122390	90978	2269
SOUPS SDUP PREPARATIONS N O P 1 U KINGDOM 49 DENMARK 54 FRANCE 55 GERMANY W 73 NETHRLNDS 86 SWITZRLND 277 POLAND 355 ISRAEL 559 JAPAN 744 ARGENTINA 990 U STATES		506 4384 12856 1180 9162 25778 53866		10038 1226 13191 11777 82418 245293 3138 8482 2033 9162 407386 794144	2270
MEAT PIES FROZEN 990 U STATES	LB 310680	99460	3108695	1052046	2271
COMPLETE DINNERS MEAT FROZEN 990 U STATES	LB 142100	81333	2507516	1439420	2272
BEEF CANNED N O P 1 U KINGDOM 49 DENMARK 73 NETHRLNDS 277 POLAND 614 AUSTRALIA 744 ARGENTINA 752 BRAZIL 990 U STATES	LB NT 913	267	4306 490 1611 9072 982693 79857 13140 6830 1097999	2258 353 454 2666 297131 26757 4529 4777 338925	2273
CORNED BEEF CANNED 54 FRANCE 614 AUSTRALIA 744 ARGENTINA 752 BRAZIL 769 PARAGUAY 782 URUGUAY 990 U STATES	LB NT 575838 712436 266400	262362 274182 102109	13525 2317536 4107939 4500 1389052 76613 253	6285 958741 1436591 1546 499117 19604 124	2274
MILK SKIM POWDERED 86 SWITZRLND 990 U STATES	LB 977		32538	4500	2280
MILK AND CREAM FRESH 49 DENMARK 990 U STATES	GAL 3780 880	9986 3283	107521 7528	271142 34525	2281
BUTTER 990 U STATES	LB 4660	13269	115049	305667	2282
CASEIN 614 AUSTRALIA 622 NEW ZEAL 990 U STATES	LB 42560 6755	7513 1639	789116 87951 110234	153090 17620 28070	2283
CHEESE 1 U KINGDOM 43 AUSTRIA 49 DENMARK 53 FINLAND 54 FRANCE 55 GERMANY W 59 GREECE 67 ITALY 73 NETHRLNDS 76 NORWAY 85 SWEDEN 86 SWITZRLND 277 POLAND 288 YUGO SLAV 622 NEW ZEAL 716 B GUIANA 744 ARGENTINA 990 U STATES	LB 35441 2700 281385 11662 86172 22075 2725 337517 102538 5600 313882 6614 11730 190	18872 1064 108470 4012 47708 13221 852 189272 42202 2446 175253 779 5200 69	127997 57642 3190294 72618 559751 272105 18808 3355846 1845266 35696 8662 2076060 15708 18375 4424 190 133481 1369480	69814 21695 1249629 20836 326743 154099 6159 1799147 770610 15737 2869 1142828 1627 8283 1543 69 42774 902405	2284
MILK WHOLE POWDERED 64 IRELAND 622 NEW ZEAL 990 U STATES	LB 13595	3952	11200 115360 76492	2900 25488 26276	2286
MILK PROD CONDENSED DRIED NOP 73 NETHRLNDS 990 U STATES	LB 12006	3080	3170 1089342	2318 52383	2287
OLEIC ACID OR RED OIL 1 U KINGDOM 990 U STATES	LB 44376	7646	12820 315629	1780 54191	2288
STEARIC ACID 1 U KINGDOM 44 BELG LUX	LB 12000	1502	36000	4828	2289

IMPORTS INTO CANADA FOR CONSUMPTION

Commodities and Countries from which Imported	MONTH OF DECEMBER 1960		TWELVE MONTHS ENDED DECEMBER 1960		Class Number
	Quantities	Values (\$)	Quantities	Values (\$)	
614 AUSTRALIA			349720	38273	
990 U STATES	115836	15249	1125441	148115	
ANIMAL OIL N O P	134542	17454	1517867	191919	
	GAL				2293
1 U KINGDOM			6657	4636	
55 GERMANY W	221	621	832	2367	
614 AUSTRALIA			1336	1502	
990 U STATES	2071	2675	47605	56411	
COO LIVER OIL	2292	3296	56430	64916	
	GAL				2294
1 U KINGDOM	10590	12262	140898	185330	
76 NORWAY	512	827	12714	15841	
FISH MARINE ANIMAL OIL N O P	11102	13089	153612	201171	
	GAL				2295
76 NORWAY			2527	5092	
559 JAPAN	2145	4128	5728	81368	
990 U STATES	136964	82642	1062333	636826	
WHALE AND SPERMACE TI OIL	139109	86770	1070588	723356	
	GAL				2297
1 U KINGDOM	2042	2622	31050	34723	
76 NORWAY			6932	7577	
990 U STATES	3220	4064	27529	35486	
FISH OIL CONCENTRATED	5262	6686	65511	77786	
					2299
54 FRANCE				15925	
990 U STATES				6725	
FISH OIL FOR FORTIFYING				22650	
					2300
1 U KINGDOM				3586	
73 NETHRLNDS				1282	
559 JAPAN		9881		30518	
990 U STATES				16726	
BEESWAX		9881		52112	
	LB				2302
1 U KINGDOM			2130	1174	
519 INDIA			4480	1924	
744 ARGENTINA	11023	5221	22046	10514	
755 CHILE			49817	26528	
848 CUBA	11950	6107	107114	55074	
990 U STATES	4686	3317	104418	65123	
CANDLES N O P	27659	14645	290005	160337	
	LB				2303
1 U KINGDOM			147	88	
49 DENMARK			9713	4190	
55 GERMANY W	1311	265	5914	2448	
85 SWEDEN	592	309	2131	930	
559 JAPAN			20329	6351	
990 U STATES	9958	4903	137826	54180	
GREASE AND DEGRAS	11861	5477	176060	68187	
	CWT				2304
1 U KINGDOM	853	13798	2748	38346	
55 GERMANY W			304	4397	
73 NETHRLNDS			155	809	
990 U STATES	18760	114329	181904	1091696	
LARD AND COMPOUNDS STEARINE	19613	128127	186111	1135248	
	LB				2307
1 U KINGDOM	1800	767	37938	7063	
990 U STATES	2955645	290801	20864708	1977391	
TALLOW	2957445	291568	20902646	1984454	
	LB				2308
990 U STATES	124175	11665	3519658	283858	
EGG ALBUMEN DRIED POWDERED ETC	124175	11665	3519658	283858	
	LB				2315
73 NETHRLNDS			396	465	
553 CHINA COM			7716	6472	
990 U STATES	19097	15220	85654	65231	
EGGS DRIED POWDERED N O P	19097	15220	93766	72168	
	LB				2317
73 NETHRLNDS			20000	16047	
553 CHINA COM			19180	12068	
744 ARGENTINA			5015	1172	
990 U STATES	1600	2107	68701	71541	
GELATINE INEDIBLE PHOTOGRAPHIC	1600	2107	112896	100828	
	LB				2320
990 U STATES	30125	51482	206267	321847	
ANIMAL GLANDS FOR MEDICINE	30125	51482	206267	321847	
					2321
990 U STATES				5354	
EGGS IN THE SHELL				5354	
	DOZ				2325
1 U KINGDOM			9	69	
516 HONG KONG	5185	3003	52166	29629	
990 U STATES	100900	187560	1066111	1861544	
EGGS YOLK OR ALBUMEN FROZEN	106085	190563	1118286	1891242	
	LB				2326
990 U STATES			69380	27247	
GELATINE CAPSULES EMPTY			69380	27247	
					2328
1 U KINGDOM		150		968	
990 U STATES		45139		558131	
GELATINE EDIBLE		45289		559099	
	LB				2329
1 U KINGDOM	10080	4245	226573	72924	
44 BELG LUX			128039	45071	
54 FRANCE			13418	4027	
55 GERMANY W	141	262	732	1154	

IMPORTS INTO CANADA FOR CONSUMPTION

Commodities and Countries from which Imported			MONTH OF DECEMBER 1960		TWELVE MONTHS ENDED DECEMBER 1960		Class Number
			Quantities	Values (\$)	Quantities	Values (\$)	
86	SWITZRLND			680	937		
614	AUSTRALIA		67200	36727	184709		
990	U STATES		111217	68631	1061601	653484	
			188638	109865	1795193	962306	
GELATINE N O P			LB				2331
1	U KINGDOM		22400	5405	156570	38328	
54	FRANCE		2205	661	12064	3393	
55	GERMANY W		11000	2111	55775	10716	
990	U STATES		1398	737	18611	9729	
			37003	8914	243020	62166	
GLUE ANIMAL POWDERED OR SHEET			LB				2332
1	U KINGDOM		191037	28234	4199732	657093	
55	GERMANY W				105115	14253	
73	NETHRLNDS				12000	1542	
427	UN SO AFR		50000	5442	50000	5442	
990	U STATES		24425	5127	971985	174827	
			265462	38803	5338832	853157	
GLUE N O P			LB				2333
990	U STATES		5731	2169	53910	26043	
			5731	2169	53910	26043	
GUT AND MANUFACTURES N O P							2336
1	U KINGDOM			799		10900	
54	FRANCE			116		1830	
614	AUSTRALIA					11105	
990	U STATES			254		8837	
				1169		32672	
HONEY			LB				2337
1	U KINGDOM		1620	1223	12200	7371	
49	DENMARK		600	227	6840	2611	
55	GERMANY W		551	229	4130	1454	
59	GREECE		3070	1308	8602	3504	
64	IRELAND				180	77	
67	ITALY				495	235	
73	NETHRLNDS		7449	2409	24446	8174	
277	POLAND				2700	645	
288	YUGO SLAV				3243	764	
614	AUSTRALIA				540	150	
744	ARGENTINA				595269	59637	
824	JAMAICA				1308	453	
990	U STATES		66198	12517	1998514	371672	
			79488	17913	2658467	456747	
MANURES ANIMAL			CWT				2338
990	U STATES		2641	4474	38451	65922	
			2641	4474	38451	65922	
MUSK IN PODS OR GRAINS			OZ				2339
516	HONG KONG				219	10919	
990	U STATES				5	414	
					224	11333	
RENNET RAW AND PREPARED			LB				2340
990	U STATES		14100	10570	344569	409256	
			14100	10570	344569	409256	
SAUSAGE CASINGS UNCLEANNED			LB				2341
622	NEW ZEAL				32023	43328	
990	U STATES		78283	25449	615762	215531	
			78283	25449	647785	258859	
SAUSAGE CASINGS CLEANED			LB				2342
55	GERMANY W				5223	6896	
614	AUSTRALIA		11537	19275	508345	586012	
622	NEW ZEAL		32755	51308	1980881	2813366	
990	U STATES		2817	1640	70496	36130	
			47109	72223	2564945	3442404	
TANKAGE			CWT				2343
622	NEW ZEAL				448	3153	
990	U STATES		1963	2155	98846	166575	
			1963	2155	99294	169728	
ANIMAL PRODUCTS N O P							2344
1	U KINGDOM			15000		105400	
54	FRANCE					3783	
55	GERMANY W			5645		75164	
67	ITALY			2206		7230	
73	NETHRLNDS			4534		60389	
78	PORTUGAL					217	
86	SWITZRLND					13575	
427	UN SO AFR			2695		2695	
516	HONG KONG			1724		17305	
519	INDIA					1049	
559	JAPAN			906		11338	
758	COLOMBIA					588	
874	MEXICO			157		1628	
990	U STATES			49940		526823	
				82807		827184	
HORSE MEAT AND MEAT FOR FEED			CWT				2345
559	JAPAN				3760	36606	
990	U STATES		2610	17660	109850	692553	
			2610	17660	113610	729159	
DOG FOOD AND PET STOCK FOOD							2347
1	U KINGDOM			909		5998	
44	BELG LUX					96	
49	DENMARK					480	
55	GERMANY W					1195	
73	NETHRLNDS					1361	
516	HONG KONG			94		94	
874	MEXICO			613		613	
990	U STATES			25324		281110	
				26940		290947	

IMPORTS INTO CANADA FOR CONSUMPTION

Commodities and Countries from which Imported	MONTH OF DECEMBER 1960		TWELVE MONTHS ENDED DECEMBER 1960		Class Number
	Quantities	Values (\$)	Quantities	Values (\$)	
<u>GROUP 3</u>					
<u>FIBRES TEXTILES AND PRODUCTS</u>					
RAW COTTON	CWT				3001
1 U KINGDOM			469	15446	
385 UAR EGYPT			180	8460	
527 PAKISTAN			1579	38190	
758 COLOMBIA			6895	223058	
774 PERU			898	36405	
874 MEXICO	14522	399181	79798	2053949	
990 U STATES	167519	5137067	1621705	47552784	
	182041	5536248	1711524	49928292	
COTTON LINTERS AND FIBRES NOP	LB				3002
1 U KINGDOM			118782	7008	
44 BELG LUX			49084	3806	
59 GREECE			97369	4752	
86 SWITZRLND			26576	1470	
363 LEBANON			534816	14761	
382 TURKEY			1684752	82921	
386 UAR SYRIA	1040595	44633	3211095	115360	
519 INDIA	41155	2207	41155	2207	
527 PAKISTAN			38041	4415	
553 CHINA COM			1209866	30615	
744 ARGENTINA	48118	3902	48118	3902	
752 BRAZIL			509296	42724	
774 PERU			121443	9924	
857 EL SALVD			1316620	61634	
864 GUATEMALA			67879	2765	
874 MEXICO	65455	4169	188218	12193	
879 NICARAGUA	103305	3237	766415	32173	
990 U STATES	1165317	78672	11405299	741385	
	2463945	136820	21434824	1174015	
BATTS BATTING WADDING COTTON	LB				3004
1 U KINGDOM			250	252	
990 U STATES	27428	16639	745079	434654	
	27428	16639	745329	434906	
COT YARNS SINGLES NOT FINER 20	LB				3005*
1 U KINGDOM	13468	15104	151531	127503	
54 FRANCE	5143	2596	181286	103941	
55 GERMANY W			1632	1289	
67 ITALY	123	51	26504	21624	
73 NETHRLNDS			5956	3721	
78 PORTUGAL			2364	1122	
82 SPAIN			48187	23457	
355 ISRAEL	1990	821	34930	14450	
519 INDIA			2000	1038	
752 BRAZIL			1980	982	
990 U STATES	55488	40737	494969	370415	
	76212	59309	951339	669542	
COTTON YARNS SINGLES 21 TO 39	LB				3006*
1 U KINGDOM	19832	21050	247569	239461	
54 FRANCE	17839	9064	689890	376932	
73 NETHRLNDS	1999	1341	12600	7547	
355 ISRAEL	46193	20884	123867	57775	
752 BRAZIL	10000	6079	13446	7921	
990 U STATES	55174	42212	685130	588244	
	151037	100630	1772502	1277880	
COT YARNS SINGLES 40 AND FINER	LB				3007*
1 U KINGDOM	33669	44102	489483	595285	
54 FRANCE	5141	3222	22555	16235	
55 GERMANY W			216	242	
67 ITALY			11573	10369	
73 NETHRLNDS			2863	1965	
86 SWITZRLND	265	568	265	568	
355 ISRAEL			38878	22233	
752 BRAZIL	5000	3481	11676	8655	
990 U STATES	68150	58470	488030	532224	
	112225	109843	1065539	1188776	
COTTON YARNS PLIED	LB				3008*
1 U KINGDOM	79737	113185	886181	1200351	
54 FRANCE	1389	3105	62948	42779	
67 ITALY	1075	2034	2088	3152	
82 SPAIN			58977	36251	
86 SWITZRLND	389	974	389	974	
355 ISRAEL	231	197	727	725	
519 INDIA			10000	5324	
752 BRAZIL	4945	3645	7422	5304	
990 U STATES	212857	184288	1924284	1733743	
	300623	307428	2953016	3028603	
COTTON THREAD	LB				3009
1 U KINGDOM			7647	14658	
67 ITALY	421	686	8883	12839	
73 NETHRLNDS			2705	4944	
82 SPAIN	918	2466	918	2466	
86 SWITZRLND	551	744	2376	3411	
246 CZECHO S	2451	2728	30514	36709	
277 POLAND			6441	3931	
288 YUGO SLAV			1136	3060	
519 INDIA			1515	2702	

IMPORTS INTO CANADA FOR CONSUMPTION

Commodities and Countries from which Imported	MONTH OF DECEMBER 1960		TWELVE MONTHS ENDED DECEMBER 1960		Class Number
	Quantities	Values (\$)	Quantities	Values (\$)	
559 JAPAN			2296	3422	
990 U STATES	33633	61084	618933	1048899	
COTTON YARNS SINGLES N O P	37974	67708	683364	1137041	
1 U KINGDOM	LB		47913	39837	3011**
527 PAKISTAN			10000	3560	
990 U STATES			143215	127676	
YARNS SINGLES FOR KNIT GOODS			201128	171073	
1 U KINGDOM	LB		860	855	3012**
44 BELG LUX			960	429	
54 FRANCE			288774	162959	
55 GERMANY W			1118	746	
67 ITALY			12904	10076	
73 NETHRLNDS			23071	14134	
78 PORTUGAL			966	516	
355 ISRAEL			8936	4625	
385 UAR EGYPT			2205	947	
990 U STATES			205697	161486	
COTTON YARNS N O P			545491	356773	
1 U KINGDOM	LB		77971	44735	3013**
67 ITALY			3972	2648	
990 U STATES			353507	259571	
CROCHET KNITTING COTTON N O P			435450	306954	
1 U KINGDOM	LB				3014
54 FRANCE	330	1294	16171	49385	
73 NETHRLNDS	731	2392	13610	61492	
86 SWITZRLND			553	554	
990 U STATES			1388	2013	
	3947	6195	95966	148068	
	5008	9881	127688	261512	
CORDS AND TWINE COTTON N O P	LB				3015
1 U KINGDOM	16537	7541	146829	68208	
990 U STATES	24497	25382	282606	281390	
	41034	32923	429435	349598	
COT YARNS NOP INCL TINSEL THRD	LB				3016**
1 U KINGDOM			273	725	
990 U STATES	1386	2267	34178	52051	
	1386	2267	34451	52776	
COTTON YARNS TINSEL THREAD	LB				3017**
990 U STATES			7053	17689	
			7053	17689	
MERCERIZED YARNS 40 AND FINER	LB				3018**
1 U KINGDOM			36782	69122	
990 U STATES			8025	12597	
			44807	81719	
COTTON YARNS HANKS FOR THREAD	LB				3019**
1 U KINGDOM			249400	311189	
86 SWITZRLND			1344	1663	
990 U STATES			148372	207990	
			399116	520842	
COTTON YARN 2 PLY 80 AND FINER	LB				3020**
1 U KINGDOM			1463	7174	
			1463	7174	
COTTON YARN SINGLES FOR THREAD	LB				3021**
1 U KINGDOM			194219	198090	
990 U STATES			59292	66092	
			253511	264182	
COTTON YARN TO BE MERCERIZED	LB				3022**
1 U KINGDOM			3846	7074	
990 U STATES			6832	8994	
			10678	16068	
COTTON YARNS SINGLES 20 TO 40	LB				3023**
1 U KINGDOM			108200	92390	
990 U STATES			10346	9572	
			118546	101962	
COLOURED COT FAB NOP OVER 80 C	LB				3026
1 U KINGDOM	19772	48992	465439	987816	
43 AUSTRIA	1336	4456	45068	121383	
44 BELG LUX	58541	50598	339983	354820	
49 DENMARK	48	69	14830	32802	
53 FINLAND			462	819	
54 FRANCE	20020	31412	70890	140347	
55 GERMANY W	68129	122414	698103	1152211	
67 ITALY	9446	27334	72997	182823	
73 NETHRLNOS	88045	129014	967097	1346671	
78 PORTUGAL	8086	11555	213914	269252	
82 SPAIN	3471	5250	46659	55542	
85 SWEDEN	512	1108	12175	27158	
86 SWITZRLNO	4226	17508	78259	280479	
246 CZECHO S	14260	13218	349592	361034	
277 POLAND			45147	59734	
516 HONG KONG			9112	8969	
519 INDIA	23098	22260	133367	150839	
559 JAPAN	246754	341413	2082445	2669732	
578 TAIWAN			2201	2397	
752 BRAZIL			50707	52677	
867 HAITI			262	491	
874 MEXICO			50795	42619	
990 U STATES	2070137	3156623	25455127	37179233	
	2635881	3983224	31204631	45479848	

* From April 1, 1960

** Discontinued after March 31, 1960

IMPORTS INTO CANADA FOR CONSUMPTION

Commodities and Countries from which Imported	MONTH OF DECEMBER 1960		TWELVE MONTHS ENDED DECEMBER 1960		Class Number
	Quantities	Values (\$)	Quantities	Values (\$)	
COLORED COT FAB NOP 50 TO 80 C	LB				3027
1 U KINGDOM		96	16945	12267	
44 BELG LUX	127		260378	199254	
55 GERMANY W			18357	12383	
67 ITALY			11913	8090	
73 NETHRLNDS			16853	12493	
78 PORTUGAL			520	410	
82 SPAIN	938	701	56507	35494	
246 CZECHO S	16923	10241	182485	123067	
277 POLAND	4418	3242	122715	72336	
516 HONG KONG	1766	1201	2626	1641	
519 INDIA	205026	128480	1395104	822327	
527 PAKISTAN	11632	6040	11632	6040	
559 JAPAN	400	290	222564	163520	
578 TAIWAN			27485	19856	
874 MEXICO			4555	3626	
990 U STATES	86899	62319	1045444	743664	
	328129	212610	3396083	2236468	
COLORED COT FAB NOP UNDER 50 C	LB				3028
1 U KINGDOM			4507	1594	
44 BELG LUX			10162	3684	
519 INDIA	37474	18327	1236233	559347	
559 JAPAN			6000	2920	
990 U STATES	4588	1703	61001	20111	
	42062	20030	1317903	587656	
COTTON DENIMS	LB				3029
519 INDIA	2341	1769	14797	11267	
990 U STATES	187809	136242	2425912	1705345	
	190150	138011	2440709	1716612	
HANKERCHIEF COTTON BLEACHED	LB				3030
1 U KINGDOM			8091	13953	
559 JAPAN			2254	3362	
990 U STATES			4434	6802	
			14779	24117	
COTTON FABRIC NOT BLEACHED NOP	LB				3031
1 U KINGDOM	3355	3325	57787	56191	
43 AUSTRIA			4835	4092	
44 BELG LUX	3610	2361	105919	66608	
54 FRANCE			3397	2019	
55 GERMANY W	965	759	965	759	
73 NETHRLNDS	3062	2366	45898	32233	
78 PORTUGAL			4582	2222	
82 SPAIN	57750	27299	261812	123898	
246 CZECHO S	3084	2512	45289	35936	
355 ISRAEL			10300	4683	
516 HONG KONG			16998	7582	
519 INDIA	206597	97899	2944120	1298849	
527 PAKISTAN	25403	11387	252921	115674	
553 CHINA COM	33664	20328	148202	79677	
559 JAPAN	123557	80140	2080664	1317790	
752 BRAZIL			5163	5345	
990 U STATES	998447	783641	8506035	6020191	
	1459494	1032017	14494887	9173749	
CANTON FLANNELS NOT COLOURED	LB				3032
1 U KINGDOM	983	1375	23039	40395	
43 AUSTRIA	1851	5237	30325	100564	
44 BELG LUX			9957	7716	
55 GERMANY W	2860	5865	5311	10044	
73 NETHRLNDS			33330	37449	
78 PORTUGAL			7930	3894	
82 SPAIN	32588	14243	163035	83183	
86 SWITZRLND	214	728	12326	42127	
246 CZECHO S	23962	17392	208182	150285	
277 POLAND	15366	7611	176918	128874	
516 HONG KONG			18912	18714	
519 INDIA	32575	24294	526153	359581	
559 JAPAN	89987	94517	1208158	1205012	
990 U STATES	51206	80460	614203	813280	
	251592	251722	3037779	3001118	
TOWELLING IN THE WEB	LB				3033
1 U KINGDOM			303	385	
44 BELG LUX			626	879	
246 CZECHO S	5258	3567	83262	55766	
516 HONG KONG			2715	1743	
519 INDIA	197	284	19974	13354	
990 U STATES	1470	1548	29351	28820	
	6925	5399	136231	100947	
VOILES SCRIMS NOT COLOURED	LB				3034
1 U KINGDOM	13	57	3820	8768	
43 AUSTRIA			2576	9398	
54 FRANCE			139	497	
55 GERMANY W	691	1468	1428	3953	
67 ITALY			406	1061	
73 NETHRLNDS			24789	17842	
86 SWITZRLND	490	2182	16622	72117	
246 CZECHO S			17411	13330	
277 POLAND			9963	13890	
519 INDIA	7727	5240	47951	32143	
559 JAPAN	9461	12774	52613	70710	
990 U STATES	27839	38864	431236	506252	
	46221	60585	608954	749961	
COTTON FABRICS BLEACHED NOP	LB				3035
1 U KINGDOM	4749	8224	72618	152905	
43 AUSTRIA	15	124	10896	31703	
44 BELG LUX			9557	7540	
55 GERMANY W	1056	1518	18024	23464	

IMPORTS INTO CANADA FOR CONSUMPTION

Commodities and Countries from which Imported	MONTH OF DECEMBER 1960		TWELVE MONTHS ENDFD DECEMBER 1960		Class Number
	Quantities	Values (\$)	Quantities	Values (\$)	
73 NETHRLNDS			49704	56905	
86 SWITZRLNO	1094	3821	7956	28660	
246 CZECHO S			1881	1532	
277 POLANO			9978	6926	
519 INDIA	640	399	18787	11361	
559 JAPAN			3047	4215	
990 U STATES	17113	27178	544153	592586	
	24667	41264	746601	917797	
COTTON CHEESECLOTH AND GAUZE	LB				3036
1 U KINGDOM	105	129	23945	22441	
519 INDIA			7175	4401	
527 PAKISTAN			1620	878	
990 U STATES	148087	134544	2793258	2502440	
	148192	134673	2825998	2530160	
POPLIN BLEACHED NOT COLOURED	LB				3037
1 U KINGDOM	52	110	8288	20016	
43 AUSTRIA			266	1596	
55 GERMANY W			1720	2827	
73 NETHRLNDS			1166	1975	
82 SPAIN			586	801	
86 SWITZRLNO			1422	3690	
277 POLANO			2196	2313	
559 JAPAN	37682	42640	392649	424004	
990 U STATES	22423	23935	174622	206969	
	60157	66685	582915	664191	
COTTON FABRICS COUNT 100	LB				3039
1 U KINGDOM	17226	58775	426737	1401168	
559 JAPAN			2265	2366	
990 U STATES			20356	36961	
	17226	58775	449358	1440495	
COTTON FABRIC FOR TYPE RIBBON	LB				3041
1 U KINGDOM	4545	16464	96161	341631	
43 AUSTRIA	51	177	6411	22834	
73 NETHRLNDS	692	1885	8647	27573	
86 SWITZRLNO	343	1969	343	1969	
990 U STATES	81	326	3766	34774	
	5712	20821	115328	428781	
COTTON FABRICS WITH CUT PILE	LB				3043
1 U KINGDOM	18104	14756	248908	259645	
44 BELG LUX			679	1344	
54 FRANCE	2260	1689	22886	27703	
55 GERMANY W	7399	15742	249929	459294	
67 ITALY	110	203	7509	18106	
73 NETHRLNDS	6924	10756	177281	246456	
82 SPAIN			55276	43669	
86 SWITZRLNO			111	501	
246 CZECHO S	9474	7231	80419	61423	
277 POLANO	487	342	913	675	
516 HONG KONG			1322	1885	
559 JAPAN	123339	115957	1485885	1710587	
990 U STATES	73635	81593	1092215	1489704	
	241732	248269	3423333	4320992	
COTTON FABRIC KNITTED	LB				3045
1 U KINGDOM	7138	9201	238626	247588	
54 FRANCE	380	756	380	756	
86 SWITZRLNO			152	380	
559 JAPAN			573	518	
990 U STATES	83022	133913	833834	1320930	
	90540	143870	1073565	1570172	
COTTON GABARDINES	LB				3047
1 U KINGDOM			19245	70857	
44 BELG LUX			757	1520	
55 GERMANY W			938	2339	
990 U STATES	7977	14581	23793	34702	
	7977	14581	44733	109418	
COTTON FABRICS FOR BOOK COVERS	LB				3050
1 U KINGDOM			34744	35515	
246 CZECHO S			309	191	
990 U STATES	96	127	52687	62014	
	96	127	87740	97720	
LACE NOT COLOURED FOR CLOTHING	LB				3051
1 U KINGDOM	418	1541	6200	18201	
43 AUSTRIA	3730	18131	168095	676197	
54 FRANCE	610	4026	6983	42552	
55 GERMANY W	127	344	1836	7730	
67 ITALY			104	711	
73 NETHRLNDS			527	2115	
82 SPAIN			580	1725	
86 SWITZRLNO	2222	13038	66959	299591	
246 CZECHO S			22	206	
559 JAPAN	3807	7844	14531	23275	
990 U STATES	2350	11700	25004	153891	
	13264	56624	290841	1226194	
LACE COLOURED FOR CLOTHING	LB				3052
1 U KINGDOM	75	171	3528	8593	
43 AUSTRIA	1111	5669	7827	31570	
44 BELG LUX			61	215	
54 FRANCE	57	382	1493	8584	
55 GERMANY W			641	3127	
67 ITALY			304	1632	
82 SPAIN			503	1344	
86 SWITZRLNO	414	2301	7420	48073	
559 JAPAN			800	1089	
990 U STATES	818	2943	19111	98113	
	2475	11466	41688	202340	

IMPORTS INTO CANADA FOR CONSUMPTION

Commodities and Countries from which Imported	MONTH OF DECEMBER 1960		TWELVE MONTHS ENDED DECEMBER 1960		Class Number
	Quantities	Values (\$)	Quantities	Values (\$)	
EMBROIDERIES COTTON N O P	LB				3053
1 U KINGDOM	219	631	2782	7822	
43 AUSTRIA	164	1076	1907	11386	
44 BELG LUX			1148	2454	
54 FRANCE	53	222	356	2193	
55 GERMANY W			1174	1926	
67 ITALY			67	1335	
73 NETHRLNDS			234	829	
86 SWITZRLND	137	1604	5754	49201	
553 CHINA COM			825	1899	
990 U STATES	783	2325	6868	25144	
	1356	5858	21115	104189	
LACE BOBBINET NETS COTTON NOP	LB				3054
1 U KINGDOM	438	697	22145	46585	
43 AUSTRIA			973	6988	
44 BELG LUX	19	432	67	623	
54 FRANCE	6	306	1523	7862	
55 GERMANY W			458	1211	
73 NETHRLNDS			497	1757	
86 SWITZRLND			366	4113	
246 CZECHO S			831	2223	
516 HONG KONG			451	2066	
519 INDIA	41	194	959	4967	
553 CHINA COM			901	4327	
559 JAPAN			635	387	
990 U STATES	2070	3335	17050	40778	
	2574	4964	46856	123887	
WHITE COTTON BOBBINET PLAIN	YD				3055
1 U KINGDOM			40550	12959	
			40550	12959	
STOCKINGS COTTON WOMENS CHILDS	DZ PR				3062
1 U KINGDOM	679	2427	43276	134111	
54 FRANCE			121	1259	
55 GERMANY W	38	154	102	428	
73 NETHRLNDS			74	154	
82 SPAIN			10399	27011	
86 SWITZRLND			79	1140	
990 U STATES	354	1220	46934	122426	
	1071	3801	100985	286529	
STOCKINGS COTTON MENS BOYS	DZ PR				3063
1 U KINGDOM	1653	4060	9244	31158	
54 FRANCE			174	2184	
67 ITALY			44	425	
73 NETHRLNDS			323	832	
82 SPAIN			806	1155	
86 SWITZRLND	6	73	94	1077	
246 CZECHO S			1046	1421	
990 U STATES	1846	7630	76980	261427	
	3505	11763	88711	299679	
GLOVES COTTON	DZ PR				3064
1 U KINGDOM	195	2334	7837	63676	
19 MALTA	65	536	2416	15893	
54 FRANCE	40	810	2795	33356	
55 GERMANY W	88	635	13236	98684	
67 ITALY	85	404	2784	17330	
73 NETHRLNDS			120	308	
86 SWITZRLND			47	458	
246 CZECHO S	280	833	7725	25386	
516 HONG KONG	2403	7982	51311	129755	
519 INDIA	500	559	2883	3646	
553 CHINA COM	2343	9515	78565	167427	
559 JAPAN	2742	7503	42896	150595	
990 U STATES	8741	31111	212615	706514	
SHIRTS COTTON NOT KNITTED	LB				3065
1 U KINGDOM	412	1202	9514	47005	
43 AUSTRIA			285	1023	
44 BELG LUX			201	489	
54 FRANCE	103	614	1641	5512	
55 GERMANY W	35	130	1989	7203	
67 ITALY	234	493	4540	20316	
73 NETHRLNDS	30	115	119	363	
85 SWEDEN			178	579	
86 SWITZRLND	22	188	1788	11284	
277 POLAND	7220	5898	123309	82789	
516 HONG KONG	45913	55340	777607	793277	
519 INDIA			430	639	
553 CHINA COM	2848	1871	67854	64447	
559 JAPAN	50316	54412	1666507	1828642	
578 TAIWAN	2995	2578	100409	90616	
824 JAMAICA			75542	86542	
874 MEXICO			352	1900	
990 U STATES	10929	23199	320630	803846	
	121057	146040	3152895	3846472	
UNDERWEAR COTTON KNITTED	LB				3067
1 U KINGDOM	2386	5070	161405	346240	
54 FRANCE	117	359	833	2504	
55 GERMANY W			610	1226	
73 NETHRLNDS	1394	2386	26424	45013	
76 NORWAY	119	476	3993	9146	
82 SPAIN	209	237	5264	4518	
86 SWITZRLND			80	535	
516 HONG KONG	2262	1346	16619	17531	
559 JAPAN			3899	3956	
990 U STATES	5652	14940	66372	146385	
	12139	24814	285499	577054	

IMPORTS INTO CANADA FOR CONSUMPTION

Commodities and Countries from which Imported	MONTH OF DECEMBER 1960		TWELVE MONTHS ENDED DECEMBER 1960		Class Number
	Quantities	Values (\$)	Quantities	Values (\$)	
COTTON CLOTHING N O P WOVEN	LB				3068
1 U KINGDOM	2650	10522	48567	195970	
43 AUSTRIA	915	2447	5921	25365	
44 BELG LUX	19	57	4681	11380	
49 DENMARK	261	510	775	2370	
54 FRANCE	368	2301	7190	43589	
55 GERMANY W	2158	5368	30024	105944	
59 GREECE			173	481	
64 IRELAND			12	54	
67 ITALY	793	5298	13056	77278	
73 NETHRLNDS	18	50	6480	13749	
76 NORWAY			175	684	
78 PORTUGAL	8	204	386	1449	
82 SPAIN	1164	1996	8675	14956	
85 SWEDEN	223	1702	4992	32546	
86 SWITZRLND	779	5238	12107	81929	
246 CZECHO S			1479	2154	
262 HUNGARY			249	526	
279 ROUMANIA			19	96	
355 ISRAEL	16	108	6930	28416	
516 HONG KONG	143592	142698	3471694	3890423	
519 INDIA	610	873	2835	3959	
527 PAKISTAN			15	192	
553 CHINA COM			3621	5216	
559 JAPAN	78251	99370	2982787	3679199	
567 PHIL			3230	7009	
578 TAIWAN	45267	41562	407614	373108	
614 AUSTRALIA			47	52	
774 PERU			11	159	
815 BERMUDA			79	802	
864 GUATEMALA			141	378	
874 MEXICO			758	2301	
890 U STATES	56438	123639	900213	2064784	
	333730	443943	7924936	10666518	
DRESSES WVR COTT WOMENS CHLDNS	NO				3069
1 U KINGDOM	82	332	1833	16396	
43 AUSTRIA			24	295	
44 BELG LUX	28	89	114	1120	
54 FRANCE	94	1464	6504	57805	
55 GERMANY W			163	1888	
67 ITALY	537	2567	4710	30447	
82 SPAIN			363	493	
85 SWEDEN			733	5074	
86 SWITZRLND	7	119	1140	9542	
516 HONG KONG			4923	5583	
559 JAPAN	1008	801	10262	12112	
578 TAIWAN			21051	16517	
668 U S OCEA			37440	21147	
890 U STATES	8232	41305	251274	987285	
	9988	46677	340534	1165704	
KNITTED COTTON MENS	LB				3070
1 U KINGDOM			60	192	
73 NETHRLNDS			1269	1428	
277 POLAND			71521	40670	
516 HONG KONG	56160	47603	148696	133254	
553 CHINA COM	2976	2607	116349	85560	
559 JAPAN	11609	11193	65991	61100	
890 U STATES	13692	19062	247095	415278	
	84437	80465	650981	737482	
RAINCOATS WATERPROOFED COTTON	NO				3071
1 U KINGDOM	428	4945	15809	153888	
43 AUSTRIA			63	712	
44 BELG LUX	35	134	932	8228	
49 DENMARK			109	2107	
54 FRANCE			378	3527	
55 GERMANY W	81	1076	1915	25213	
67 ITALY	27	440	273	5353	
75 NORWAY			678	3189	
82 SPAIN	11	191	11	191	
85 SWEDEN			171	1980	
86 SWITZRLND			1576	11951	
355 ISRAEL			7	60	
516 HONG KONG	50	238	12045	49532	
559 JAPAN	4637	15825	126674	329420	
890 U STATES	380	2363	11903	64153	
	5649	25212	172544	659504	
KNITTED COTTON WOVEN WOMENS	LB				3072
1 U KINGDOM	697	2471	49555	136877	
43 AUSTRIA	355	902	4460	13710	
54 FRANCE	44	135	443	965	
55 GERMANY W	1336	4473	9156	35990	
73 NETHRLNDS	33	148	11528	38384	
516 HONG KONG			52144	56367	
559 JAPAN	4725	6876	198592	242143	
890 U STATES	659	1844	64365	166527	
	7849	16849	390243	690963	
KNITTED COTTON WOVEN WOMENS	LB				3073
1 U KINGDOM	923	1473	26023	64592	
43 AUSTRIA			434	2216	
44 BELG LUX	17	107	1242	4209	
54 FRANCE	94	604	2720	12921	
55 GERMANY W	54	224	2157	6590	
67 ITALY	127	417	7720	42103	
73 NETHRLNDS			1243	4176	
85 SWEDEN			283	2566	
86 SWITZRLND	79	679	1455	8412	

IMPORTS INTO CANADA FOR CONSUMPTION

Commodities and Countries from which Imported	MONTH OF DECEMBER 1960		TWELVE MONTHS ENDED DECEMBER 1960		Class Number
	Quantities	Values (\$)	Quantities	Values (\$)	
516 HONG KONG			4369	4432	
559 JAPAN			12879	15851	
990 U STATES			59055	219567	
	4070	12434			
	5364	15938	119580	387635	
CLTHG MOP COTT KNIT MENS BOYS	LB				3074
1 U KINGDOM	105	240	72370	170320	
43 AUSTRIA			1072	4425	
44 BELG LUX	36	178	458	1479	
54 FRANCE			2677	6942	
55 GERMANY W	307	793	3468	8107	
64 IRELAND			2215	3891	
67 ITALY			2259	12501	
73 NETHRLNOS			1102	1746	
76 NORWAY	50	151	131	334	
82 SPAIN			27283	13375	
86 SWITZRLND	7	93	2047	10139	
385 UAR EGYPT	876	1430	1973	2196	
516 HONG KONG	1656	1098	66673	69797	
519 INDIA	1200	1623	13963	15674	
527 PAKISTAN			38205	31525	
559 JAPAN	7809	9358	516178	559221	
990 U STATES	2307	4752	75681	208098	
	14353	19716	827755	1119770	
BAGS COTTON	LB				3082
990 U STATES	6333	6205	76744	73719	
	6333	6205	76744	73719	
BELTING OF COTTON	LB				3083
1 U KINGDOM	522	531	62900	65952	
55 GERMANY W			1085	1971	
990 U STATES	7382	14590	136857	295232	
	7904	15121	200842	363155	
BLANKETS OF COTTON	LB				3084
1 U KINGDOM	2887	3696	83256	86854	
44 BELG LUX	84115	71131	884805	734643	
54 FRANCE			264	193	
55 GERMANY W	6646	1937	90000	39161	
73 NETHRLNDS			40496	15417	
78 PORTUGAL			1554	884	
246 CZECHO S			16086	9962	
277 POLAND			2802	1309	
559 JAPAN	2700	1912	22255	13331	
990 U STATES	5794	7453	103901	113365	
	102142	86129	1245419	1015119	
BRAIDED WICK FOR CANDLES					3086
1 U KINGDOM		922		1459	
55 GERMANY W				560	
82 SPAIN				1202	
559 JAPAN				478	
990 U STATES		2327		33083	
		3249		36782	
CURTAINS COTTON N O P	LB				3087
1 U KINGDOM	1424	4038	3659	9348	
55 GERMANY W			231	555	
73 NETHRLNDS	25	53	361	583	
85 SWEDEN	70	218	1242	3375	
86 SWITZRLND			414	2447	
559 JAPAN	1620	2102	1620	2102	
990 U STATES	1753	3479	75382	143806	
	4892	9890	82909	162216	
TABLE AND TRAY CLOTHS COTTON	LB				3088
1 U KINGDOM	9055	14795	125175	260960	
43 AUSTRIA			163	728	
44 BELG LUX			1426	2622	
49 DENMARK	13	67	265	664	
54 FRANCE	85	252	993	4414	
55 GERMANY W			6150	12818	
67 ITALY	296	315	821	1281	
73 NETHRLNDS			20335	37307	
78 PORTUGAL	45	218	690	2494	
82 SPAIN	127	408	6799	11458	
86 SWITZRLND	89	997	1607	14481	
246 CZECHO S			1385	950	
516 HONG KONG	5813	14062	38880	96431	
519 INDIA			386	803	
527 PAKISTAN	100	2594	350	6032	
553 CHINA COM	16989	12739	112445	111614	
559 JAPAN	3554	2847	45585	35289	
864 GUATEMALA			94	292	
990 U STATES	5243	7900	107155	170117	
	41409	57194	470704	770755	
HANDKERCHIEFS COTTON	LB				3091
1 U KINGDOM	4021	9210	121383	338446	
43 AUSTRIA			10566	22252	
54 FRANCE			184	1762	
55 GERMANY W			2192	10571	
67 ITALY			28	530	
73 NETHRLNDS	9	50	734	1735	
82 SPAIN			354	1700	
86 SWITZRLND	527	4440	23241	199314	
246 CZECHO S	1425	2628	13068	25490	
277 POLAND			253	598	
516 HONG KONG	745	8716	4139	15581	
559 JAPAN	12976	14643	224726	258305	
990 U STATES	2540	8713	33301	91014	
	22243	48400	434169	967298	

IMPORTS INTO CANADA FOR CONSUMPTION

Commodities and Countries from which Imported	MONTH OF DECEMBER 1960		TWELVE MONTHS ENDED DECEMBER 1960		Class Number
	Quantities	Values (\$)	Quantities	Values (\$)	
LADDER TAPES FOR BLINDS	LB				3092
1 U KINGDOM			2718	5045	
990 U STATES	784	1224	8311	9805	
	784	1224	11029	14850	
QUILTS COUNTERPANES COTTON	LB				3094
1 U KINGDOM	2581	4305	16876	22524	
44 BELG LUX			5440	4864	
55 GERMANY W			184	384	
67 ITALY			3437	2351	
73 NETHRLNDS			9649	8825	
516 HONG KONG	123	373	2588	2341	
519 INDIA	350	387	16896	15110	
553 CHINA COM			145	316	
559 JAPAN			24693	11966	
990 U STATES	93067	114898	982464	1221786	
	96121	119963	1062372	1290467	
SHEETS COTTON	LB				3095
1 U KINGDOM	899	1385	7016	11115	
44 BELG LUX	5083	4465	49327	40564	
55 GERMANY W	237	402	1158	1750	
73 NETHRLNDS	1453	1209	77058	49038	
78 PORTUGAL			1656	3829	
82 SPAIN			19757	12871	
277 POLAND	13477	10023	82879	67110	
516 HONG KONG	673	1126	905	1635	
519 INDIA			1508	862	
553 CHINA COM	243	423	3222	3337	
559 JAPAN	28356	22631	209784	151801	
990 U STATES	93855	111295	1004487	1277915	
	144276	152959	1458757	1621827	
TOWELS COTTON	LB				3096
1 U KINGDOM	327	471	12362	14546	
44 BELG LUX	44	55	5552	7612	
54 FRANCE	23	62	1599	2079	
55 GERMANY W			118	193	
67 ITALY			1870	2046	
73 NETHRLNDS	1532	2037	25616	33754	
82 SPAIN			1508	1571	
246 CZECHO S	12209	6991	76131	52464	
516 HONG KONG	4706	3826	118765	87816	
519 INDIA	23829	15153	129259	81207	
553 CHINA COM	1936	1049	84013	45783	
559 JAPAN	6933	5538	119364	88823	
990 U STATES	135309	162221	2141207	2426739	
	186848	197403	2717364	2844633	
COTTON MANUFACTURES N O P	LB				3097
1 U KINGDOM	5846	9777	78776	139285	
43 AUSTRIA	21	196	375	1584	
44 BELG LUX	1671	1838	26380	29684	
49 DENMARK	154	323	1278	5008	
54 FRANCE	380	1105	3908	13899	
55 GERMANY W	2253	2294	41994	41850	
67 ITALY	6508	3225	74748	26684	
73 NETHRLNDS	309	683	24794	30975	
76 NORWAY			60	130	
78 PORTUGAL			389	814	
82 SPAIN			518	1600	
86 SWITZRLND			1704	10396	
46 CZECHO S	1912	1625	3748	3171	
58 GERMANY E			170	301	
516 HONG KONG	65	566	6838	8865	
519 INDIA	154	155	4219	3558	
527 PAKISTAN			1284	1094	
553 CHINA COM			1712	2680	
559 JAPAN	28284	20893	496694	378482	
524 JAMAICA			248	470	
990 U STATES	87083	129801	1521430	2029325	
	134640	171481	2291267	2729855	
WASH CLOTHS BATH MATS COTTON	LB				3098
1 U KINGDOM			1278	2103	
44 BELG LUX	2547	1258	25440	12518	
55 GERMANY W	31	60	271	403	
73 NETHRLNDS			852	1153	
46 CZECHO S			5666	4256	
516 HONG KONG	1022	638	42579	26091	
553 CHINA COM			10011	6798	
559 JAPAN	1325	1450	52573	36159	
990 U STATES	48629	63692	522028	655029	
	53554	67098	660698	744580	
PILLOW CASES COTTON	LB				3100
1 U KINGDOM	606	1130	27402	42994	
44 BELG LUX			325	272	
55 GERMANY W			414	838	
73 NETHRLNDS	172	127	842	719	
78 PORTUGAL			1135	3877	
86 SWITZRLND			41	306	
277 POLAND	993	708	27924	21536	
484 SPAN AFR			86	116	
516 HONG KONG	15693	21523	84297	107593	
553 CHINA COM	24026	18495	265006	274610	
559 JAPAN	22305	20046	342326	300028	
990 U STATES	18057	22898	164891	222688	
	81852	84927	914689	975577	
PLAS FIBRE 40 TON	CWT				3111
44 BELG LUX	1680	10390	8829	54746	
73 NETHRLNDS			336	8619	

IMPORTS INTO CANADA FOR CONSUMPTION

Commodities and Countries from which Imported	MONTH OF DECEMBER 1960		TWELVE MONTHS ENDED DECEMBER 1960		Class Number
	Quantities	Values (\$)	Quantities	Values (\$)	
990 U STATES	6	60	12	117	
HEMP DRESSED OR UNDRESSED	1686	10450	9177	63482	3112
288 YUGO SLAV			662	13221	
JUTE AND JUTE BUTTS			662	13221	
519 INDIA			2000	21831	3113
527 PAKISTAN			9568	107576	
990 U STATES	919	9434	4797	46570	
OAKUM OF FLAX HEMP OR JUTE	919	9434	16365	175977	
1 U KINGDOM			248	4102	3114
67 ITALY	275	1985	1368	10195	
73 NETHRLNDS	168	1533	5378	47159	
76 NORWAY	19	232	127	1834	
85 SWEDEN			55	1071	
990 U STATES	934	16996	11639	222206	
BATTS WADDING VEGETABLE FIBRES	1396	20746	18815	286567	
44 BELG LUX			3263	1600	3115
990 U STATES			5794	2225	
YARNS JUTE SINGLES N O P			9057	3825	
1 U KINGDOM	29957	6722	336732	62517	3121
519 INDIA			59755	10567	
990 U STATES			1741	719	
YARNS VEGETABLE FIBRE SINGLES	29957	6722	398228	73803	
1 U KINGDOM	577	488	15574	7446	3122
67 ITALY	8844	2408	39173	12434	
990 U STATES			2777	2390	
YARNS CORDS TWINE OF JUTE NOP	9421	2896	57524	22270	
1 U KINGDOM	10000	3391	159014	41251	3123
990 U STATES	225	76	11054	3802	
YARNS CORDS TWINE VEG FIB NOP	10225	3467	170068	45053	
1 U KINGDOM	44441	13026	450339	150584	3124
44 BELG LUX	4392	1158	4392	1158	
49 DENMARK	1243	504	7567	2861	
54 FRANCE	90	118	90	118	
55 GERMANY W			1586	895	
64 IRELAND	1784	392	13074	3268	
67 ITALY	3695	1706	14383	6083	
73 NETHRLNDS			56168	11397	
78 PORTUGAL	14030	2266	98840	16228	
355 ISRAEL			59819	10853	
516 HONG KONG			1676	731	
874 MEXICO	3390	514	959986	119393	
990 U STATES	1940	1139	64386	36740	
LINEN THREAD FOR SEWING	75005	20823	1732306	360309	
1 U KINGDOM	13417	26850	225731	434615	3125
43 AUSTRIA	252	459	586	888	
54 FRANCE	496	555	3490	4095	
55 GERMANY W	80	80	380	628	
64 IRELAND			1305	645	
73 NETHRLNDS			957	654	
85 SWEDEN	300	458	702	1089	
86 SWITZRLND			741	1523	
990 U STATES	114	293	2577	4256	
YARNS VEG FIBRE FOR WEAVING	14659	28695	236469	448393	
1 U KINGDOM	90157	43400	1262465	430318	3126
44 BELG LUX			224	74	
49 DENMARK			5000	3875	
54 FRANCE			2982	1196	
64 IRELAND	40873	8926	1491576	311428	
519 INDIA			452793	88287	
990 U STATES	5378	2353	63606	25251	
FABRICS CHIEFLY FLAX OR HEMP	136408	54679	3278646	860429	
1 U KINGDOM	34178	48011	458107	605743	3132
44 BELG LUX			7618	14450	
49 DENMARK	45	170	5193	8274	
54 FRANCE	16	60	4673	10176	
55 GERMANY W	65	162	2737	4894	
67 ITALY			5509	19013	
85 SWEDEN	420	940	4000	8582	
86 SWITZRLND	217	501	4235	10975	
246 CZECHO S	903	678	22736	16917	
990 U STATES	3659	9528	60280	139089	
FABRICS JUTE UNBLEACHED N O P	39503	60050	575088	838113	
1 U KINGDOM	22900	20507	1553447	764704	3134
43 AUSTRIA			69006	8318	
44 BELG LUX	234170	36739	1209088	227717	
54 FRANCE	49075	9512	646318	94969	
55 GERMANY W			80147	68542	
73 NETHRLNDS			221706	60162	
519 INDIA	4574654	438318	113809658	9809814	
527 PAKISTAN	100000	10171	5117500	427858	
990 U STATES	46394	17716	1020316	205223	
FABRICS OF JUTE N O P	5027193	532963	123727186	11667307	
1 U KINGDOM	5665	5610	62384	35375	3135

IMPORTS INTO CANADA FOR CONSUMPTION

Commodities and Countries from which Imported	MONTH OF DECEMBER 1960		TWELVE MONTHS ENDED DECEMBER 1960		Class Number
	Quantities	Values (\$)	Quantities	Values (\$)	
44 BELG LUX 990 U STATES			22438	3602	
	568	430	35807	14958	
FABRIC JUTE 12INS WIDE OR LESS	6233	6040	120629	53935	3136
1 U KINGDOM			19595	5443	
44 BELG LUX			330	251	
519 INDIA	10800	1915	341190	70195	
990 U STATES			343	186	
FAB VEG FIB 12INS WIDE OR LESS	10800	1915	361458	76075	3137
1 U KINGDOM	8351	12836	176015	232171	
43 AUSTRIA			72	272	
54 FRANCE			1408	5200	
55 GERMANY W	64	264	3834	14885	
73 NETHRLNDS	18	76	9420	10360	
246 CZECHO S			199	718	
277 POLAND			1899	1155	
559 JAPAN	25072	21807	86044	90396	
990 U STATES	30897	36810	289098	417831	
FABRICS VEGETABLE FIBRE N O P	64402	71793	567989	772988	3138
1 U KINGDOM	10336	3874	131866	57271	
44 BELG LUX			18024	8580	
54 FRANCE	49	68	2575	10063	
82 SPAIN			955	2618	
86 SWITZRLND			648	1063	
567 PHIL			2710	1250	
874 MEXICO			27293	7600	
990 U STATES	667	1119	31602	31171	
TOWELLING TABLE CLOTHS IN WEB	11252	5061	215673	119616	3139
1 U KINGDOM	3443	3937	72070	89113	
44 BELG LUX			1538	2686	
54 FRANCE			44	149	
55 GERMANY W	503	362	602	523	
64 IRELAND			326	414	
67 ITALY			326	1344	
86 SWITZRLND			370	1027	
246 CZECHO S	7921	5476	75539	54328	
262 HUNGARY			1578	1136	
277 POLAND	12060	7714	87885	55823	
287 U S S R			3938	1633	
553 CHINA COM			93	246	
990 U STATES	223	389	10057	14924	
CLOTHING VEGETABLE FIBRES NOP	24150	17878	254366	223346	3162
1 U KINGDOM	348	2930	6059	45140	
43 AUSTRIA			1010	4820	
44 BELG LUX			4	95	
54 FRANCE	107	1035	1516	8984	
55 GERMANY W	355	1854	9185	43781	
64 IRELAND			216	2711	
67 ITALY	24	177	2404	5714	
73 NETHRLNDS			18	313	
85 SWEDEN			1215	5523	
86 SWITZRLND			137	1410	
287 U S S R			32	158	
516 HONG KONG	7	124	3725	6398	
559 JAPAN	80	514	86834	112355	
614 AUSTRALIA			80	579	
874 MEXICO			57	172	
990 U STATES	1853	11417	54305	199012	
BAGS OF HEMP LINEN JUTE SISAL	2774	18051	166797	437165	3171
1 U KINGDOM	6024	630	36384	4893	
44 BELG LUX			252575	44378	
519 INDIA			589603	95262	
990 U STATES	20429	5617	213863	67705	
CARPETING RUGS HEMP JUTE SISAL	26453	6247	1092425	218238	3172
1 U KINGDOM		18355		157762	
44 BELG LUX		27911		285454	
54 FRANCE				8663	
55 GERMANY W				11787	
64 IRELAND				25950	
67 ITALY				6575	
73 NETHRLNDS		3684		148948	
246 CZECHO S		2940		53767	
415 KENYA				11698	
425 TANGANYKA		3240		3240	
516 HONG KONG				385	
519 INDIA		258		2715	
559 JAPAN		612		10832	
867 HAITI		5350		12840	
990 U STATES		2980		34983	
QUILTS BATH MATS VEG FIBRE NOP		65330		775599	3173
1 U KINGDOM			160	363	
44 BELG LUX			587	453	
55 GERMANY W			111	193	
67 ITALY	30093	24115	298773	243173	
73 NETHRLNDS			1510	1461	
559 JAPAN	26211	12725	625320	304715	
990 U STATES	25415	35658	425811	545066	
	81719	72499	1352278	1099424	

IMPORTS INTO CANADA FOR CONSUMPTION

Commodities and Countries from which Imported	MONTH OF DECEMBER 1960		TWELVE MONTHS ENDED DECEMBER 1960		Class Number
	Quantities	Values (\$)	Quantities	Values (\$)	
FIRE HOSE LINEN					3174
1 U KINGDOM		4191		79670	
55 GERMANY W				330	
73 NETHRLNDS				959	
559 JAPAN				3459	
990 U STATES				9377	
		907		93795	
HANDKERCHIEFS FLAX OR HEMP	LB				3175
1 U KINGDOM	5771	22439	94834	402493	
43 AUSTRIA			168	2202	
54 FRANCE			133	1374	
78 PORTUGAL			103	1453	
86 SWITZRLND	53	427	905	12635	
516 HONG KONG	580	3250	6423	62399	
553 CHINA COM	496	7109	821	11230	
990 U STATES			97	974	
	6900	33225	103484	494760	
SAILS FOR BOATS AND SHIPS					3176
1 U KINGDOM		2010		60821	
49 DENMARK		169		1301	
55 GERMANY W				2346	
73 NETHRLNDS				4134	
76 NORWAY				92	
559 JAPAN				488	
990 U STATES		1752		52666	
		3931		121848	
TOWELS GLASS CLOTHS CRASH HUCK	LB				3177
1 U KINGDOM	10230	13101	111410	141519	
64 IRELAND			494	777	
78 PORTUGAL			40	347	
246 CZECHO S	30845	21595	291781	218929	
277 POLAND	3022	1999	68866	49504	
516 HONG KONG			1734	10851	
990 U STATES			6172	14830	
	44097	36695	480497	436757	
SHEETS TABLECLOTHS TOWELS FLAX	LB				3178
1 U KINGDOM	30409	89442	350773	823660	
44 BELG LUX	138	336	2690	10459	
49 DENMARK			1431	2253	
54 FRANCE			461	2236	
55 GERMANY W	119	207	1274	2200	
64 IRELAND			692	1537	
67 ITALY	4517	4054	13774	19159	
73 NETHRLNDS	387	350	4115	5146	
78 PORTUGAL	1233	6648	8791	48726	
85 SWEDEN	172	259	2086	3302	
86 SWITZRLND	31	184	1602	4317	
246 CZECHO S	2641	2153	50136	42984	
277 POLAND			11621	7790	
484 SPAN AFR			437	2027	
516 HONG KONG	5264	13235	28163	121731	
553 CHINA COM	1596	6831	29753	82358	
559 JAPAN	1284	1297	168241	111612	
990 U STATES	2260	3779	49881	77082	
	50051	128775	725921	1368579	
JUTE MANUFACTURES N O P	LB				3179
1 U KINGDOM			16914	18231	
73 NETHRLNDS			3331	1399	
990 U STATES			42141	19944	
	2392	1142	62386	39574	
VEGETABLE FIBRE MFRS N O P	LB				3180
1 U KINGDOM	11142	8512	291230	248688	
43 AUSTRIA	22	198	259	866	
44 BELG LUX	108	206	9581	11850	
49 DENMARK	60	159	332	893	
53 FINLAND			4917	1291	
54 FRANCE	2687	2803	34152	40621	
55 GERMANY W	5658	5230	26065	40049	
67 ITALY	9085	6276	108960	72103	
73 NETHRLNDS	59	75	25519	25468	
76 NORWAY	209	496	2910	4288	
78 PORTUGAL	68	533	599	2812	
85 SWEDEN	22	425	3201	4064	
86 SWITZRLND	751	1113	2800	5749	
246 CZECHO S			2363	2044	
258 GERMANY E			93	286	
427 UN SD AFR	260	502	260	502	
516 HONG KONG	1800	644	6727	6076	
519 INDIA			76	141	
527 PAKISTAN			3208	2507	
553 CHINA COM			598	1477	
559 JAPAN	35318	30964	610058	502395	
752 BRAZIL			617	1098	
674 MEXICO			40	68	
990 U STATES	140891	155335	2164571	2461874	
	208140	213471	3299136	3437210	
RAW SILK AND COCODNS	LB				3201
990 U STATES	3944	17812	38535	172100	
	3944	17812	38535	172100	
GARNETTED SILK WASTES	LB				3202
990 U STATES			2520	2139	
			2520	2139	
THREADS CORDS DR TWIST SILK	LB				3203
1 U KINGDOM	8	146	258	3079	
990 U STATES	119	1242	2681	22390	
	127	1388	2939	25469	

IMPORTS INTO CANADA FOR CONSUMPTION

Commodities and Countries from which Imported	MONTH OF DECEMBER 1960		TWELVE MONTHS ENDED DECEMBER 1960		Class Number	
	Quantities	Values (\$)	Quantities	Values (\$)		
YARNS SILK						
67 ITALY	LB		45	421	3216	
559 JAPAN			1060	1584		
990 U STATES	7	54	1335	9500		
		7	2440	11505		
FABRICS SILK N O P						
1 U KINGDOM	YD	8994	54304	111298	3224	
44 BELG LUX			546	1137		
54 FRANCE		2666	62181	109194		
55 GERMANY W		580	25599	40812		
67 ITALY		7252	89213	224915		
82 SPAIN			30	90		
86 SWITZRLND		12700	115329	217731		
277 POLAND			323	927		
516 HONG KONG		7503	85852	55203		
519 INDIA		1826	20230	45539		
553 CHINA COM			13855	6425		
559 JAPAN		327089	3411555	1934062		
583 THAILAND			2241	4494		
990 U STATES		91290	1278459	1583882		
		459900	5159717	4335709		
RIBBONS SILK UNDER 12 INCHES						
1 U KINGDOM	LB	22	76	1171	3228	
54 FRANCE			26	383		
559 JAPAN			976	9468		
990 U STATES		32	3497	57625		
		54	4575	68647		
FABRICS SILK FOR NECKWEAR						
1 U KINGDOM	YD	3119	26630	36822	3229	
43 AUSTRIA		5390	35024	44461		
44 BELG LUX			747	744		
54 FRANCE		5671	62399	64128		
55 GERMANY W		26896	351148	356619		
67 ITALY		6126	74894	125054		
86 SWITZRLND		9481	126945	218525		
559 JAPAN		27717	156095	126720		
828 TRINIDAD			6429	5984		
990 U STATES		104245	1031671	1263685		
		188645	1871982	2242742		
UMBRELLA COVERING FABRICS						
1 U KINGDOM	YD		656	646	3230	
54 FRANCE			39699	10135		
55 GERMANY W		418	184042	44835		
67 ITALY			7063	4289		
990 U STATES		20857	263966	117651		
		21275	495426	177556		
FABRICS PILE SILK OR SYNTHETIC						
1 U KINGDOM	YD	12	649	3061	3232	
43 AUSTRIA		125	1686	1329		
44 BELG LUX		54	546	2961		
54 FRANCE		3537	84777	86780		
55 GERMANY W		766	43161	80472		
67 ITALY			1688	4823		
86 SWITZRLND			950	1484		
277 POLAND		145	3147	2416		
559 JAPAN			5823	4080		
990 U STATES		16201	469669	1184299		
		20840	612096	1371705		
SOCKS AND STOCKINGS SILK						
1 U KINGDOM	DZ PR		340	10351	3244	
67 ITALY			20	423		
277 POLAND			200	1113		
990 U STATES		159	2264	126035		
		159	2824	137922		
CLOTHING SILK N O P						
1 U KINGDDM	OZ	4143	78907	114812	3246	
43 AUSTRIA		401	9229	9937		
54 FRANCE		996	12020	19366		
55 GERMANY W		256	4480	4417		
64 IRELAND		57	146	214		
67 ITALY		5086	108794	119774		
86 SWITZRLND		677	26255	28300		
516 HONG KONG		346	12968	5109		
519 INDIA			1076	282		
553 CHINA COM			1817	799		
559 JAPAN			101878	22406		
990 U STATES		21837	95022	79739		
		33799	452592	405155		
DRESSES SILK WOMENS CHILDRENS						
1 U KINGDOM	NO	5	580	25720		3247
44 BELG LUX			143	5258		
54 FRANCE		35	1137	84258		
55 GERMANY W			49	1875		
59 GREECE			1	50		
67 ITALY		149	2049	48155		
73 NETHRLNDS			9	279		
82 SPAIN		2	2	137		
85 SWEDEN			37	2249		
86 SWITZRLND		40	741	49725		
516 HONG KONG		13	1253	14126		
559 JAPAN			3	334		
990 U STATES		2279	25303	677782		
		2523	31307	909955		
CLOTHING SILK WOMENS CHILDRENS						
1 U KINGDOM	OZ	2447	39517	79875	3248	
43 AUSTRIA			4203	6834		

IMPORTS INTO CANADA FOR CONSUMPTION

Commodities and Countries from which Imported		MONTH OF DECEMBER 1960		TWELVE MONTHS ENDED DECEMBER 1960		Class Number
		Quantities	Values (\$)	Quantities	Values (\$)	
44	BELG LUX			4 550	1 651	
54	FRANCE	2 902	2 939	5 409 4	7 636 2	
55	GERMANY W	612	275	5 420	6 499	
67	ITALY	1 110 7	9 815	12 459 5	13 805 4	
82	SPAIN			1 164	7 21	
85	SWEDEN			4 37	614	
86	SWITZRLND	412	423	30 601	45 393	
516	HONG KONG	9 666	4 700	132 537	51 007	
519	INDIA	160	271	4 770	4 496	
553	CHINA COM	324	258	25 242	11 269	
559	JAPAN	40 728	14 701	110 407 0	35 895 2	
583	THAILAND	192	414	192	414	
990	U STATES	4 218	4 848	99 347	90 582	
		7 276 8	41 219	1 630 739	87 272 3	
HANDKERCHIEFS SILK		0Z				3 251
1	U KINGDOM			1 667	1 837	
67	ITALY			912	1 408	
86	SWITZRLND			348	617	
559	JAPAN			16 560	5 504	
990	U STATES	684	625	4 594	3 475	
		684	625	24 081	12 841	
SILK MANUFACTURES N O P		0Z				3 252
1	U KINGDOM	628	303	7 545	6 832	
54	FRANCE			1 760	1 449	
55	GERMANY W			906	405	
67	ITALY			3 466	2 558	
86	SWITZRLND			2 151	2 119	
516	HONG KONG			1 450	696	
559	JAPAN			39 062	6 970	
990	U STATES	8 853	1 971	74 747	29 881	
		9 481	2 274	131 087	50 910	
WOOL IN THE GREASE		LB				3 261
1	U KINGDOM	100 624	62 567	826 743	5 418 48	
64	IRELAND			109 597	67 466	
427	UN SO AFR	2 850	1 792	39 819	25 296	
519	INDIA			61 226	41 038	
527	PAKISTAN			32 632	18 427	
614	AUSTRALIA			122 205 1	50 531 5	
622	NEW ZEAL	20 342	11 461	276 337 4	1 638 892	
744	ARGENTINA	5 560 0	33 991	210 139	121 454	
782	URUGUAY			2 002	1 829	
990	U STATES	13 785 6	89 963	156 681 6	104 962 7	
		31 727 2	199 774	683 439 9	401 119 2	
WOOL WASHED OR SCOURED		LB				3 262
1	U KINGDOM	72 400	54 615	98 652 7	81 755 9	
44	BELG LUX			9 009	7 788	
54	FRANCE			9 956	7 439	
55	GERMANY W			10 086	5 338	
64	IRELAND			81 419	56 956	
73	NETHRLNDS	1 940	1 597	27 004	20 560	
382	TURKEY			22 046	16 314	
427	UN SO AFR	4 536 0	21 377	54 727 0	33 527 8	
614	AUSTRALIA	26 707 3	160 794	572 995 7	385 210 0	
622	NEW ZEAL	4 488 2	31 673	92 315 7	64 490 5	
744	ARGENTINA	29 202	21 973	51 821 8	38 868 5	
774	PERU			1 143	2 434	
782	URUGUAY	29 595	17 029	199 712	121 791	
874	MEXICO			572	587	
990	U STATES	48 611	41 999	99 604 0	88 560 7	
		53 906 3	351 057	1 006 211 6	716 334 1	
WOOL PULLED OR SLIPED		LB				3 263
1	U KINGDOM	18 491	13 755	112 157	84 054	
427	UN SO AFR			4 089	2 272	
622	NEW ZEAL			290 188	171 894	
990	U STATES	15 286	9 131	65 365	43 544	
		33 777	22 886	471 799	301 764	
HAIR OF CAMEL ALPACA GOAT N O P		LB				3 264
1	U KINGDOM	3 850	16 091	51 073	15 812 2	
44	BELG LUX	660	617	15 319	6 262 0	
54	FRANCE	7 273	34 514	17 563	8 360 6	
55	GERMANY W			16 230	4 122	
246	CZECHO S	633	3 645	633	3 645	
614	AUSTRALIA			600	2 434	
744	ARGENTINA	100	637	100	637	
774	PERU			28 701	4 862 6	
990	U STATES	31 837	35 304	54 749 6	81 893 4	
		44 353	90 808	677 715	118 274 6	
NOILS WOOL		LB				3 265
1	U KINGDOM	31 690	25 674	283 716	246 505	
44	BELG LUX	11 738	48 31	11 738	48 31	
54	FRANCE	6 101	2 571	6 101	2 571	
55	GERMANY W	13 629	6 146	63 178	28 684	
559	JAPAN	2 120	850	2 120	850	
614	AUSTRALIA			10 727	8 794	
744	ARGENTINA	9 693	4 855	29 027	13 925	
752	BRAZIL			19 742 3	10 806 6	
755	CHILE			4 149	2 029	
774	PERU			989	504	
782	URUGUAY	12 620 2	51 145	48 627 6	22 756 3	
990	U STATES	7 753	4 842	128 307	128 779	
		20 892 6	100 914	122 375 1	77 310 1	
GARNETTED WOOL WASTE		LB				3 267
1	U KINGDOM	15 128	130 36	42 662	42 795	
990	U STATES			41 473	25 412	
		15 128	130 36	84 135	68 207	

IMPORTS INTO CANADA FOR CONSUMPTION

Commodities and Countries from which Imported	MONTH OF DECEMBER 1960		TWELVE MONTHS ENDED DECEMBER 1960		Class Number
	Quantities	Values (\$)	Quantities	Values (\$)	
WOOL TOPS DRY COMBED 1 U KINGDOM 427 UN SO AFR 990 U STATES	LB 273558	312683	3760974 6150 2973	4472552 6920 6229	3268
WOOL TOPS OIL COMBED 1 U KINGDOM 427 UN SO AFR 614 AUSTRALIA 990 U STATES	LB 594933	663443	7663808 13488 79669	8622328 14712 99288	3269
HAIR TOPS 1 U KINGDOM 990 U STATES	LB 17829	33300	6828 209863	15178 475078	3270
YARNS OR WARPS HAIR FOR MFRERS 1 U KINGDOM 990 U STATES	LB 17839	14755	373539 16823	338042 23226	3273
YARN MOHAIR FOR PILE FABRICS 1 U KINGDOM 54 FRANCE 990 U STATES	LB 17638	38158	102981 591	238298 3710	3274
YARNS WOOL FOR 6 OZ FABRICS 1 U KINGDOM 54 FRANCE 67 ITALY 519 INDIA 990 U STATES	LB 72708	118550 904	817346 990 205	1468828 1774 670	3275
WOOLLEN SPUN YARN 1 U KINGDOM 44 BELG LUX 54 FRANCE 55 GERMANY W 67 ITALY 73 NETHRLNDS 86 SWITZRLND 990 U STATES	LB 33606	59292 7876 11019	482987 49586 48613	849375 174158 173192	3276
WOESTED SPUN YARN 1 U KINGDOM 44 BELG LUX 49 DENMARK 53 FINLAND 54 FRANCE 55 GERMANY W 64 IRELAND 67 ITALY 73 NETHRLNDS 86 SWITZRLND 355 ISRAEL 559 JAPAN 990 U STATES	LB 41436	75187 15612	1109011 9861 390	1822023 33104 1124	3277
WOOL FAB IN GRAY OVR 4 TO 6 OZ 1 U KINGDOM 67 ITALY	LB 26	120	2798	5876	3281
WOOL FAB IN GRAY 4 OZ OR LESS 1 U KINGDOM 54 FRANCE	LB 3770	11621	107710 96	307296 545	3282
KNITTED FABRICS WOOL N O P 1 U KINGDOM 43 AUSTRIA 44 BELG LUX 54 FRANCE 55 GERMANY W 64 IRELAND 67 ITALY 73 NETHRLNDS 86 SWITZRLND 614 AUSTRALIA 990 U STATES	LB 30140	95052 327 312 455	137458 631 1658 6999	452987 3482 4999 14620	3283
FLANNELS 1 U KINGDOM 44 BELG LUX 54 FRANCE 55 GERMANY W 67 ITALY 73 NETHRLNDS 86 SWITZRLND 277 POLAND 355 ISRAEL 559 JAPAN 990 U STATES	LB 51340	134243 3441	929790 1012 14307	2478503 3952 60271	3284
OVERCOATINGS 1 U KINGDOM 43 AUSTRIA 44 BELG LUX 54 FRANCE 55 GERMANY W	LB 65296	155859 1014	1315384 1011 4627	2902410 3133 10135	3286

IMPORTS INTO CANADA FOR CONSUMPTION

Commodities and Countries from which Imported		MONTH OF DECEMBER 1960		TWELVE MONTHS ENDED DECEMBER 1960		Class Number
		Quantities	Values (\$)	Quantities	Values (\$)	
64	IRELAND			211	467	
67	ITALY	29265	35950	683691	780629	
73	NETHERLANDS	445	1482	19154	55570	
82	SPAIN			119	187	
86	SWITZERLAND	302	755	5576	16603	
246	CZECHOSLOVAKIA			6185	14253	
559	JAPAN	400	2982	15265	45340	
990	UNITED STATES	223	767	4022	14372	
		96271	198809	2062861	3868604	
TWEEDS		LB				3287
1	UNITED KINGDOM	72395	157287	1157215	2591537	
44	BELGIUM			946	1834	
49	DENMARK			110	455	
54	FRANCE	229	823	5988	23976	
55	GERMANY			872	5508	
64	IRELAND			470	1144	
67	ITALY	17709	18365	665374	698890	
73	NETHERLANDS			8074	15505	
82	SPAIN			476	1442	
86	SWITZERLAND			230	754	
559	JAPAN			475	1612	
990	UNITED STATES	19	231	9652	27043	
		90352	176706	1849882	3369700	
WORSTEDS AND SERGES		LB				3288
1	UNITED KINGDOM	289367	1022935	4987929	17220662	
43	AUSTRIA	113	556	6629	28618	
44	BELGIUM	326	3060	24434	90174	
49	DENMARK	20	140	1733	6002	
54	FRANCE	7691	30274	232670	940991	
55	GERMANY	3340	15740	37639	1490009	
64	IRELAND			1901	5662	
67	ITALY	58492	152464	694237	1437890	
73	NETHERLANDS	747	3561	81178	171111	
78	PORTUGAL			557	1968	
82	SPAIN	371	1908	2834	9156	
85	SWEDEN			1237	6966	
86	SWITZERLAND	1678	7193	38311	195404	
246	CZECHOSLOVAKIA	2123	5079	35470	82332	
258	GERMANY			821	872	
277	POLAND			4505	10374	
355	ISRAEL	16	106	695	5229	
519	INDIA			840	2051	
559	JAPAN	11212	39532	219677	697040	
614	AUSTRALIA			3644	15814	
782	URUGUAY	264	1061	1752	6612	
813	BAHAMAS	45	242	813	4573	
990	UNITED STATES	7899	41652	122790	532824	
		383704	1325503	6502296	21621334	
WOVEN FABRICS NON WOOL		LB				3289
1	UNITED KINGDOM	36228	65462	545931	1083295	
43	AUSTRIA			1867	7927	
44	BELGIUM	758	2041	8695	25779	
49	DENMARK	1216	3214	11659	35417	
54	FRANCE	1974	10410	33245	157234	
55	GERMANY	418	1964	20734	80865	
64	IRELAND			114	353	
67	ITALY	14634	22481	218357	305451	
73	NETHERLANDS	346	1033	11188	26207	
76	NORWAY	133	349	1186	2891	
78	PORTUGAL			13	64	
85	SWEDEN	301	1880	2486	8840	
86	SWITZERLAND	363	2107	6332	39370	
258	GERMANY			2267	2395	
519	INDIA			11629	27828	
559	JAPAN	1843	4866	10013	26766	
874	MEXICO			130	416	
990	UNITED STATES	6664	20017	121774	324073	
		64878	135824	1007620	2155171	
WOOL FAB 12 INS WIDE OR LESS		LB				3291
1	UNITED KINGDOM	15	99	867	4151	
54	FRANCE	141	782	1420	7757	
55	GERMANY			522	2636	
86	SWITZERLAND			191	1139	
990	UNITED STATES	72	309	976	4497	
		228	1190	3976	20180	
WOOL FABRICS CUT PILE PLUSH		LB				3292
1	UNITED KINGDOM			11962	34185	
55	GERMANY	119	350	18254	44513	
73	NETHERLANDS			1521	3395	
990	UNITED STATES			3659	14971	
		119	350	35396	97064	
BILLIARD CLOTH OF WOOL FABRIC		LB				3293
1	UNITED KINGDOM	1989	6381	38981	141461	
990	UNITED STATES	10	57	472	1486	
		1999	6438	39453	142947	
CARPETS AXMINSTER IN ROLLS		SQ FT				3301
1	UNITED KINGDOM	38435	18040	744807	355100	
44	BELGIUM	7864	3265	203742	89367	
54	FRANCE	5812	2764	76302	35183	
55	GERMANY	4319	2144	241600	86872	
67	ITALY			16718	6923	
473	MOROCCO	1515	2106	1515	2106	
990	UNITED STATES			47374	28523	
		57945	28319	1332058	604074	
CARPETS AXMINSTER SQUARES		SQ FT				3302
1	UNITED KINGDOM	30872	11328	452765	212275	

IMPORTS INTO CANADA FOR CONSUMPTION

Commodities and Countries from which Imported		MONTH OF DECEMBER 1960		TWELVE MONTHS ENDED DECEMBER 1960		Class Number
		Quantities	Values (\$)	Quantities	Values (\$)	
44	BELG LUX			9837	2794	
49	DENMARK			5147	2922	
54	FRANCE			1838	1238	
55	GERMANY W			22707	9225	
67	ITALY			4667	3472	
73	NETHRLNDS			167	149	
85	SWEDEN			16102	8472	
990	U STATES	160	117	26951	29741	
		8367	7510			
		39399	18955	540181	270288	
CARPET BRUSSELS WILTON IN ROLL		SQ FT				3303
1	U KINGDOM	312605	189035	5062924	2819181	
44	BELG LUX	348894	161594	5574503	2608701	
49	DENMARK	122	150	3171	1676	
54	FRANCE	8316	4178	115177	54909	
55	GERMANY W	51407	18266	598495	240161	
67	ITALY	63487	41967	231335	139095	
73	NETHRLNDS	1162	444	5068	3131	
85	SWEDEN	557	496	1025	846	
246	CZECHO S			698	616	
473	MOROCCO			250	199	
519	INDIA	373	446	13036	12119	
559	JAPAN	5322	2155	205087	81581	
990	U STATES	19064	12830	320720	194740	
		811309	431561	12131489	6156955	
CARPET BRUSSELS WILTON SQUARES		SQ FT				3304
1	U KINGDOM	11388	6243	174325	102582	
44	BELG LUX	11809	5811	285691	121131	
49	DENMARK			6951	4355	
54	FRANCE	1381	1111	70094	39040	
55	GERMANY W	1514	1259	31166	25803	
59	GREECE			2460	1730	
67	ITALY	2527	1700	77117	47485	
73	NETHRLNDS			6835	3347	
76	NORWAY			793	404	
85	SWEDEN	129	98	3379	3231	
86	SWITZRLND			753	317	
277	POLAND	296	184	1456	1019	
473	MOROCCO			3429	4772	
519	INDIA	372	431	2984	1099	
559	JAPAN			52723	15207	
990	U STATES	10755	7022	114534	79083	
		40171	23859	834690	450605	
CARPETS INGRAIN IN ROLLS		SQ FT				3305
1	U KINGDOM			19131	5611	
44	BELG LUX			5404	1562	
990	U STATES	3521	3412	18665	15617	
		3521	3412	43200	22790	
CARPETS INGRAIN SQUARES		SQ FT				3306
1	U KINGDOM	1200	366	2789	976	
44	BELG LUX	1696	621	4468	2085	
49	DENMARK			12991	5354	
516	HONG KONG			21974	5843	
519	INDIA			76494	15555	
553	CHINA COM			154911	38098	
559	JAPAN			194591	38604	
990	U STATES			5600	4231	
		2896	987	473818	110746	
CARPETS ORIENTAL		SQ FT				3307
1	U KINGDOM	672	1234	17758	22568	
49	DENMARK	1587	929	5631	3952	
53	FINLAND			288	660	
54	FRANCE			2948	6575	
55	GERMANY W			1349	2308	
59	GREECE			2371	1830	
64	IRELAND			168	540	
67	ITALY			1124	709	
73	NETHRLNDS			6057	6729	
78	PORTUGAL			432	552	
82	SPAIN			2471	3005	
85	SWEDEN			8059	5339	
86	SWITZRLNO			106	414	
262	HUNGARY			1247	1386	
279	ROUMANIA			2017	2690	
347	IRAN	1565	3052	49624	110625	
385	UAR EGYPT			432	302	
443	ALGERIA	813	1011	19954	22755	
473	MOROCCO	6525	9120	14359	20467	
516	HONG KONG	301	570	9323	19129	
519	INDIA	112944	116907	1135434	1162154	
527	PAKISTAN	80	64	855	3079	
553	CHINA COM	6723	23947	18499	52468	
559	JAPAN	742	512	103112	70618	
874	MEXICO			5185	5644	
886	P RICO			429	899	
990	U STATES	770	2087	25348	36687	
		132722	159433	1434580	1564084	
CARPETS TAPESTRY IN ROLLS		SQ FT				3308
1	U KINGDOM			1427	969	
44	BELG LUX			1170	507	
54	FRANCE	13404	6039	233112	104935	
55	GERMANY W			68944	35137	
990	U STATES	7808	5339	28249	19299	
		21212	11378	332902	160847	
CARPETS TAPESTRY SQUARES		SQ FT				3309
54	FRANCE	699	324	8307	4842	
55	GERMANY W			1041	577	

IMPORTS INTO CANADA FOR CONSUMPTION

Commodities and Countries from which Imported	MONTH OF DECEMBER 1960		TWELVE MONTHS ENDED DECEMBER 1960		Class Number
	Quantities	Values (\$)	Quantities	Values (\$)	
990 U STATES			666	525	
MATS HEARTH RUGS AND RUNNERS	699	324	10014	5944	3310
1 U KINGDOM	1576	1085	70364	26854	
44 BELG LUX			7821	2300	
49 DENMARK			108	55	
54 FRANCE			4655	2557	
55 GERMANY W	60	117	2221	860	
73 NETHRLNDS			13119	3447	
519 INDIA			8456	1790	
559 JAPAN			73429	10995	
990 U STATES	5646	1492	34999	12387	
GLOVES MITTS AND MITTENS WOOL	7282	2694	215172	61245	3320
1 U KINGDOM	24	456	3011	30396	
43 AUSTRIA			68	1201	
44 BELG LUX			115	868	
49 DENMARK			14	368	
54 FRANCE	28	134	367	3530	
55 GERMANY W			1019	7888	
67 ITALY	133	657	12989	69087	
73 NETHRLNDS			48	330	
76 NORWAY			23	359	
86 SWITZRLND			956	11312	
355 ISRAEL	210	885	210	885	
516 HONG KONG	2218	6782	117177	373358	
553 CHINA COM			300	1337	
559 JAPAN	289	1135	134792	559715	
990 U STATES	807	3891	13583	73581	
SHAWLS WOOL KNITTED OR WOVEN	3709	13940	284672	1134215	3321
1 U KINGDOM	529	1270	10225	32217	
43 AUSTRIA			13	85	
44 BELG LUX			973	2890	
55 GERMANY W			14	113	
67 ITALY			26	92	
86 SWITZRLND			69	700	
559 JAPAN			902	3364	
990 U STATES			100	334	
SOCKS AND STOCKINGS WOOL	529	1270	12322	39795	3322
1 U KINGDOM	6250	35431	254593	1445498	
43 AUSTRIA	10	183	16	234	
53 FINLAND	7	118	18	234	
54 FRANCE			163	1047	
55 GERMANY W			159	1098	
64 IRELAND			70	335	
67 ITALY	137	1001	321	2325	
73 NETHRLNDS			357	1394	
76 NORWAY	31	312	1568	10663	
86 SWITZRLND			129	1245	
559 JAPAN			285	1925	
990 U STATES	292	1754	1813	12368	
UNDERWEAR WOOL KNITTED	6727	38799	259492	1478366	3323
1 U KINGDOM	1243	4118	52351	173407	
54 FRANCE			92	551	
55 GERMANY W	52	129	173	428	
67 ITALY			34	1279	
73 NETHRLNDS			70	127	
86 SWITZRLND			678	4518	
990 U STATES	35	106	2688	8277	
CLTHNG WVN WOOL WOMENS CHLDNRS	1330	4353	56086	188587	3324
1 U KINGDOM	1776	14360	129680	1003218	
43 AUSTRIA	172	1377	4718	31063	
44 BELG LUX	289	2379	17073	75155	
49 DENMARK			132	1564	
53 FINLAND			39	431	
54 FRANCE	1356	12655	16982	236879	
55 GERMANY W	806	10196	13523	96586	
59 GREECE			28	93	
64 IRELAND	97	1414	1616	19390	
67 ITALY	589	2870	90963	225265	
73 NETHRLNDS	116	871	16812	88998	
76 NORWAY	689	2193	1541	5873	
82 SPAIN	13	226	218	767	
85 SWEDEN	39	324	2789	28115	
86 SWITZRLND	409	5450	15115	150443	
246 CZECHO S			3856	17772	
355 ISRAEL	24	384	932	4399	
516 HONG KONG	37	142	3611	5574	
519 INDIA			20	351	
559 JAPAN	5999	20953	147628	424397	
614 AUSTRALIA			135	2383	
874 MEXICO	195	1137	1989	13218	
990 U STATES	4631	38903	88876	628552	
CLOTHING NOP WOVEN WOOL FABRIC	17237	115834	558276	3130486	3325
1 U KINGDOM	2681	19877	48428	300736	
43 AUSTRIA			125	1148	
44 BELG LUX	910	3168	7827	32059	
54 FRANCE	223	925	3346	17053	
55 GERMANY W	936	3112	20807	93122	
64 IRELAND	43	726	145	2380	
67 ITALY	69	499	1809	8859	

IMPORTS INTO CANADA FOR CONSUMPTION

Commodities and Countries from which Imported	MONTH OF DECEMBER 1960		TWELVE MONTHS ENDED DECEMBER 1960		Class Number
	Quantities	Values (\$)	Quantities	Values (\$)	
73 NETHRLNDS			180	955	
85 SWEDEN			8	191	
86 SWITZRLND			297	1793	
246 CZECHOS			645	2974	
355 ISRAEL	50	248	302	1488	
516 HONG KONG	17	55	53	242	
559 JAPAN	264	742	20652	45191	
990 U STATES	3431	3761	97910	72450	
	8624	33113	202534	580641	
CLTHG WVN WOOL OUTER MENS BOYS	LB				3326
1 U KINGDOM	4440	41964	116586	965690	
43 AUSTRIA	200	2580	4943	33872	
44 BELG LUX			1108	4001	
49 DENMARK			1053	5951	
54 FRANCE	10	138	3462	26003	
55 GERMANY W	2891	12986	72400	263020	
64 IRELAND			10	82	
67 ITALY	979	10810	8961	70348	
73 NETHRLNDS	131	922	1571	8463	
76 NORWAY			65	169	
82 SPAIN	121	704	3790	11080	
85 SWEDEN	28	421	803	4389	
86 SWITZRLND	374	2429	1639	12497	
516 HONG KONG	243	1610	2161	10538	
559 JAPAN	3918	19624	78490	252022	
990 U STATES	6834	8407	82819	138106	
	20169	102595	379861	1806231	
CLTHG WOV WOOL KNIT INFTS CHLD	LB				3327
1 U KINGDOM	687	3622	43828	210197	
43 AUSTRIA			460	2124	
44 BELG LUX	1956	11418	19053	98376	
49 DENMARK			8	79	
54 FRANCE	68	601	2332	11315	
55 GERMANY W	83	442	2957	13976	
67 ITALY	131	896	4223	22028	
73 NETHRLNDS	24	60	2933	13236	
76 NORWAY	32	151	66	302	
82 SPAIN	12	167	705	4260	
86 SWITZRLND			1303	9328	
355 ISRAEL			27	448	
516 HONG KONG			187	460	
559 JAPAN			8110	22042	
990 U STATES	114	260	6327	29938	
	3107	17617	92519	438109	
CLTHG WOV WOOL KNIT WOMNS GRLS	LB				3328
1 U KINGDOM	13599	95359	423822	3391146	
43 AUSTRIA	2918	27638	46114	389225	
44 BELG LUX	147	676	7452	34229	
49 DENMARK	136	1210	2112	20758	
53 FINLAND			794	3573	
54 FRANCE	1489	9307	43272	281301	
55 GERMANY W	1042	9894	16398	120008	
64 IRELAND	72	282	538	3302	
67 ITALY	8920	57439	166852	1135937	
73 NETHRLNDS	102	517	1511	6208	
76 NORWAY	363	2454	5164	24926	
78 PORTUGAL			11	103	
82 SPAIN			222	1488	
85 SWEDEN	27	196	855	6764	
86 SWITZRLND	1548	18808	29742	318928	
277 POLAND			81	530	
355 ISRAEL	264	2947	6645	63113	
516 HONG KONG	120	1113	8226	27326	
559 JAPAN	1505	7316	131231	447913	
614 AUSTRALIA			53	252	
990 U STATES	2912	22409	47394	348070	
	35164	257565	938489	6625100	
CLTHG NDP WOOL KNIT MENS BOYS	LB				3329
1 U KINGDOM	4444	26135	182965	1023887	
43 AUSTRIA	532	4236	6568	41882	
44 BELG LUX			336	1229	
49 DENMARK	18	187	2190	6024	
53 FINLAND			441	1882	
54 FRANCE	491	2497	7671	33548	
55 GERMANY W	792	6195	7359	47594	
64 IRELAND			85	423	
67 ITALY	2366	9376	120284	243899	
73 NETHRLNDS	1095	3355	1357	4454	
76 NORWAY	576	1969	6178	17437	
82 SPAIN			941	2514	
85 SWEDEN	30	209	260	1468	
86 SWITZRLND	435	2923	4828	33749	
288 YUGO SLAV			1133	2051	
355 ISRAEL	160	415	15715	62689	
516 HONG KONG			5	70	
559 JAPAN	120	442	12055	31372	
990 U STATES	2542	8417	20797	88167	
	13601	66356	391168	1644339	
BLANKETS N O P WOOL	LB				3342
1 U KINGDOM	27031	40357	393131	619953	
43 AUSTRIA			47	168	
44 BELG LUX	329	518	57964	48903	
49 DENMARK			587	562	
54 FRANCE			745	1028	
55 GERMANY W			779	1380	
67 ITALY	910	1106	16491	12618	

IMPORTS INTO CANADA FOR CONSUMPTION

Commodities and Countries from which Imported	MONTH OF DECEMBER 1960		TWELVE MONTHS ENDED DECEMBER 1960		Class Number
	Quantities	Values (\$)	Quantities	Values (\$)	
73 NETHRLNDS			14392	17265	
85 SWEDEN	52	81	1854	2891	
246 CZECHO S			750	293	
559 JAPAN			501	272	
874 MEXICO			41	57	
990 U STATES	8618	11543	93884	156955	
FELT PRESSED	36940	53605	581166	862345	
	L8				3343
1 U KINGDOM	788	1884	10510	25509	
44 BELG LUX			606	1085	
55 GERMANY W	70	97	17037	23110	
246 CZECHO S			518	731	
990 U STATES	3592	4344	48124	72995	
RUGS RAILWAY STEAMER AND AUTO	4450	6325	76795	123430	
	L8				3344
1 U KINGDOM	370	726	40947	75872	
43 AUSTRIA			332	1514	
53 FINLAND			55	254	
55 GERMANY W	48	95	4677	4328	
67 ITALY	28382	18973	266917	166515	
85 SWEDEN			297	507	
990 U STATES	165	268	1756	3098	
WOOL MANUFACTURES N O P	28965	20062	314981	252088	
	L8				3345
1 U KINGDOM	14806	4096	83261	60274	
43 AUSTRIA	25	244	505	1358	
44 BELG LUX	212	774	2329	5079	
49 DENMARK	32	131	142	421	
54 FRANCE			2363	5655	
55 GERMANY W	393	906	12186	27613	
64 IRELAND			519	916	
67 ITALY	31	100	1136	1081	
73 NETHRLNDS			995	2442	
76 NORWAY			18	62	
85 SWEDEN	56	140	56	140	
86 SWITZRLND			24	228	
559 JAPAN	799	1281	2619	6051	
874 MEXICO			1387	2128	
990 U STATES	12856	24277	202678	352472	
YARN SYNTHETIC ACETATE SINGLES	29210	31949	310218	465920	
	L8				3360
1 U KINGDOM			3021	3566	
55 GERMANY W			35819	33761	
990 U STATES	1546	1394	113533	108337	
YARNS SYNTHETIC SINGLES N O P	1546	1394	152373	145664	
	L8				3361
1 U KINGDOM	602	1472	20159	17248	
55 GERMANY W	1964	1116	25868	22844	
67 ITALY	838	1361	33733	47118	
73 NETHRLNDS	30275	20275	116034	77559	
86 SWITZRLND	530	1080	5348	6551	
559 JAPAN	35101	16479	668801	310197	
990 U STATES	22811	18509	337173	284978	
YARNS THREADS SYNTHETIC N O P	92121	60292	1207116	766495	
	L8				3362
1 U KINGDOM	831	1614	50905	56326	
44 BELG LUX	300	419	785	797	
54 FRANCE			5516	8818	
55 GERMANY W			61081	72384	
67 ITALY	502	816	30859	43369	
73 NETHRLNDS			27249	22068	
85 SWEDEN			2411	1619	
86 SWITZRLND	2005	2361	26766	33166	
559 JAPAN			30380	18424	
990 U STATES	83144	88885	1392559	1471983	
YARNS SYNTHETIC ACETATE TWIST	86782	94095	1628511	1728954	
	L8				3364
1 U KINGDOM	859	858	3801	5542	
55 GERMANY W			18	58	
990 U STATES	8370	9536	208176	227427	
STAPLE FIBRES SYNTHETIC	9229	10394	211995	233027	
	L8				3365
1 U KINGDOM	165403	52157	943125	534973	
43 AUSTRIA	21129	5394	443991	115287	
54 FRANCE			5064	2131	
55 GERMANY W	16962	4328	177474	70456	
67 ITALY	3742	1212	138651	37927	
73 NETHRLNDS			3194	830	
85 SWEDEN			44749	11602	
86 SWITZRLND			207	256	
559 JAPAN	245200	47674	911975	182997	
848 CUBA	272	75	366767	139315	
990 U STATES	628844	359190	6336820	3858591	
TOPS OF SYNTHETIC FIBRES	1081552	470030	9372017	4954365	
	L8				3366
1 U KINGDOM	10230	4715	195156	99897	
55 GERMANY W	2801	1429	196889	100503	
64 IRELAND			5487	5502	
990 U STATES	18638	16215	177421	153127	
WASTE SHORT FIBRE SYNTHETIC	31669	22359	574953	359029	
	L8				3367
1 U KINGDOM			604	335	
990 U STATES	27596	17950	392946	212061	
YARNS FROM POLYAMIDES NYLON	27596	17950	393550	212396	
	L8				3368
1 U KINGDOM	424	2306	8362	24645	

IMPORTS INTO CANADA FOR CONSUMPTION

Commodities and Countries from which Imported	MONTH OF DECEMBER 1960		TWELVE MONTHS ENDED DECEMBER 1960		Class Number
	Quantities	Values (\$)	Quantities	Values (\$)	
44 BELG LUX			38665	110534	
54 FRANCE	66	167	1049	4144	
55 GERMANY W	9756	17983	45141	93477	
67 ITALY	70586	126273	312810	594258	
73 NETHRLNDS	1500	2422	2224	3589	
86 SWITZRLND			12460	23472	
559 JAPAN			5625	10453	
990 U STATES	47011	102704	1175188	1968375	
	129343	251855	1601524	2832947	
YARN SYNTHETIC FOR TIRE FABRIC	LB				3369
73 NETHRLNDS			251480	1479666	
990 U STATES	95108	47110	2028852	992061	
	95108	47110	2280332	1140027	
KNITTED FABRIC SYNTHETIC FIBRE	LB				3371
1 U KINGDOM	13501	15299	71498	92162	
43 AUSTRIA			4024	16027	
54 FRANCE	233	1119	1705	5775	
55 GERMANY W			1049	2602	
67 ITALY	161	578	2541	7161	
86 SWITZRLND	246	1336	3118	13257	
990 U STATES	39631	105208	838224	2174017	
	53772	123540	922859	2311001	
FABRICS SYNTHETIC FIBRE N O P	LB				3372
1 U KINGDOM	24777	43589	531729	889122	
43 AUSTRIA	2798	4792	64289	106258	
44 BELG LUX	5097	7584	67492	79545	
49 DENMARK			1021	2280	
54 FRANCE	6942	36622	65272	292662	
55 GERMANY W	75116	115236	736047	1151600	
64 IRELAND			499	521	
67 ITALY	51212	73246	672645	906723	
73 NETHRLNDS	4185	6422	150723	246279	
78 PORTUGAL			260	694	
82 SPAIN	11221	27815	40309	98538	
85 SWEDEN	183	1052	1332	3227	
86 SWITZRLND	5419	20325	39283	172853	
246 CZECHO S			3061	2396	
355 ISRAEL	2204	4384	17667	37760	
516 HONG KONG	760	2103	4117	10049	
519 INDIA			128	473	
553 CHINA COM			505	1324	
559 JAPAN	100899	182596	1088006	1749701	
990 U STATES	670407	1505115	7953253	18181836	
	961220	2030881	11437638	23933841	
RIBBONS OF SYNTHETIC FIBRES	LB				3373
1 U KINGDOM	163	490	11947	32058	
44 BELG LUX			57	402	
49 DENMARK			303	512	
54 FRANCE	2213	3832	11486	41066	
55 GERMANY W	68	260	1956	11241	
67 ITALY			8	68	
86 SWITZRLND	941	2573	31214	92537	
246 CZECHO S			243	540	
559 JAPAN	10680	10784	150570	140072	
990 U STATES	24874	49285	442406	891263	
	38939	67924	650190	1209759	
STOCKINGS NYLON WOMENS	DZ PR				3376
1 U KINGDOM	1968	9989	88298	393226	
53 FINLAND	21	215	30	305	
54 FRANCE	84	491	4378	26754	
55 GERMANY W	131	689	2309	12200	
67 ITALY	154	965	765	3619	
73 NETHRLNDS	309	1576	1625	8812	
82 SPAIN			650	2688	
246 CZECHO S			5800	18656	
559 JAPAN	2000	6272	31540	100444	
990 U STATES	6962	53465	126435	812253	
	11629	73662	261830	1378957	
STOCKINGS SYNTHETIC MENS	DZ PR				3378
1 U KINGDOM	1230	5183	28539	135239	
54 FRANCE	675	3672	6682	36757	
55 GERMANY W	18	98	672	3155	
67 ITALY	50	135	2280	8613	
76 NORWAY			95	705	
82 SPAIN			281	999	
86 SWITZRLND	175	1554	1653	14168	
246 CZECHO S			6850	22156	
516 HONG KONG			1460	3263	
559 JAPAN	1896	5811	17845	43927	
990 U STATES	3668	15330	101875	421688	
	7712	31783	168232	690670	
STOCKINGS SYNTHETIC FIBRE NOP	OZ PR				3379
1 U KINGDOM	115	464	31281	84274	
54 FRANCE			683	3759	
55 GERMANY W	48	261	2296	11263	
559 JAPAN	477	1837	3223	10373	
990 U STATES	1355	5783	66733	268360	
	1995	8345	104216	378029	
GLOVES OF SYNTHETIC FIBRES	DZ PR				3380
1 U KINGDOM	125	1515	2365	23764	
19 MALTA			741	5427	
43 AUSTRIA			2109	15691	
54 FRANCE	94	1278	873	13817	
55 GERMANY W	483	3537	44300	253252	
67 ITALY	70	905	23747	92991	
246 CZECHO S	1000	3800	6692	25719	

IMPORTS INTO CANADA FOR CONSUMPTION

Commodities and Countries from which Imported	MONTH OF DECEMBER 1960		TWELVE MONTHS ENDED DECEMBER 1960		Class Number
	Quantities	Values (\$)	Quantities	Values (\$)	
355 ISRAEL			300	1158	
516 HONG KONG	14129	42171	166977	535147	
553 CHINA COM			4755	12743	
559 JAPAN	19202	66887	327391	1028393	
990 U STATES	468	4519	14414	102282	
	35571	124612	594664	2110384	
CLOTHING NOP WOVEN SYNTH FIBRE	0Z				3383
1 U KINGDOM	17423	6733	241287	88976	
43 AUSTRIA	3616	2100	32778	16752	
44 BELG LUX			6324	2647	
49 DENMARK			1328	949	
53 FINLAND			760	430	
54 FRANCE	9860	5595	312244	124885	
55 GERMANY W	9844	4105	437318	80491	
67 ITALY	3137	2547	181207	79765	
73 NETHRLNDS	544	116	4764	1738	
76 NORWAY	480	372	705	533	
78 PORTUGAL			768	376	
82 SPAIN	1680	1154	4428	3922	
85 SWEDEN	3364	1337	18687	6915	
86 SWITZRLND	2289	1437	39145	24844	
355 ISRAEL	256	92	33184	18578	
516 HONG KONG	722701	64804	14269899	945349	
553 CHINA COM	8144	644	18953	2265	
559 JAPAN	1859141	152011	70849416	5498239	
567 PHIL			18728	5421	
578 TAIWAN			11500	862	
614 AUSTRALIA			944	871	
813 BAHAMAS			1040	292	
828 TRINIDAD			712	228	
876 NETH ANT			34400	1925	
990 U STATES	300674	85006	6744669	1949138	
	2943153	328053	93265188	8856391	
DRESSES WVN SYNT WOMENS CHLDNS	NO				3384
1 U KINGDOM	39	1183	2064	61600	
43 AUSTRIA			61	756	
44 BELG LUX			94	2450	
54 FRANCE	32	806	2284	61365	
55 GERMANY W			388	7285	
59 GREECE			1	50	
67 ITALY	19	1006	286	6289	
73 NETHRLNDS			3	76	
85 SWEDEN			45	790	
86 SWITZRLND	49	1074	884	35278	
516 HONG KONG	221	1118	1149	5415	
559 JAPAN			117975	109266	
813 BAHAMAS			9	627	
990 U STATES	14274	88014	254197	1486085	
	14634	93201	379440	1777332	
UNDERWEAR KNITTED SYNTHETIC	LB				3385
1 U KINGDOM	781	2425	25677	72797	
53 FINLAND			73	215	
54 FRANCE	14	212	1159	7016	
55 GERMANY W			363	900	
73 NETHRLNDS			559	1566	
86 SWITZRLND			33	185	
516 HONG KONG			1612	2069	
559 JAPAN	550	2626	12680	23766	
990 U STATES	1327	6840	31819	150011	
	2672	12103	73975	258525	
CLTHG SYNT FIB KNIT INFTS CHLD	LB				3386
1 U KINGDOM	168	928	6336	25346	
43 AUSTRIA			190	954	
44 BELG LUX			5675	24814	
54 FRANCE	188	686	373	3042	
55 GERMANY W	44	391	189	1451	
73 NETHRLNDS			105	649	
516 HONG KONG			2744	7141	
559 JAPAN	2710	4826	78008	133849	
990 U STATES	7551	23236	50449	218893	
	10661	30067	144069	416139	
CLTHG SYNT FIB KNIT WOMNS GRLS	LB				3387
1 U KINGDOM	169	929	7114	42552	
43 AUSTRIA	634	7032	2631	23897	
44 BELG LUX			253	1819	
54 FRANCE	1882	8194	8023	49131	
55 GERMANY W	227	2050	2491	11678	
67 ITALY	623	3950	3936	25755	
73 NETHRLNDS	245	879	2370	6283	
86 SWITZRLND	69	2043	494	8039	
516 HONG KONG	4364	11348	19136	49713	
559 JAPAN	4450	12901	208839	522171	
614 AUSTRALIA			68	329	
813 BAHAMAS			20	349	
990 U STATES	15789	62034	220422	934268	
	28452	111360	475797	1675984	
CLTHG SYNTH FIB KNIT MENS BOYS	LB				3388
1 U KINGDOM	141	681	6930	16144	
43 AUSTRIA			192	1131	
54 FRANCE			133	1308	
55 GERMANY W	46	234	1093	5204	
67 ITALY	63	329	3500	9328	
86 SWITZRLND			430	3718	
559 JAPAN	13673	12197	128752	116637	
990 U STATES	1519	4288	56450	167255	
	15442	17729	197480	320725	

IMPORTS INTO CANADA FOR CONSUMPTION

Commodities and Countries from which Imported	MONTH OF DECEMBER 1960		TWELVE MONTHS ENDED DECEMBER 1960		Class Number
	Quantities	Values (\$)	Quantities	Values (\$)	
CURTAINS OF SYNTHETIC FIBRE	0Z				3390
1 U KINGDOM			95052	15565	
54 FRANCE	11462	6190	32490	16780	
990 U STATES	263208	43798	4903346	823456	
	274670	49988	5030888	855801	
HANDKERCHIEFS SYNTHETIC FIBRE	0Z				3391
1 U KINGDOM			64	111	
86 SWITZRLND	224	52	9004	7229	
559 JAPAN			79677	9344	
990 U STATES	320	167	7681	2621	
	544	219	96426	19305	
SYNTHETIC FIBRE MANUFACTRS NOP	0Z				3392
1 U KINGDOM	187702	23208	2327126	295204	
43 AUSTRIA			2904	581	
44 BELG LUX			192	165	
49 DENMARK	128	206	3936	529	
54 FRANCE	17417	7637	232675	57048	
55 GERMANY W	8215	3230	377924	72679	
67 ITALY	315717	19938	3160361	197201	
73 NETHRLNDS			96648	7499	
82 SPAIN			2170	1027	
85 SWEDEN	11394	620	19998	3841	
86 SWITZRLND	6005	3201	108045	49883	
516 HONG KONG	5352	1255	56568	9829	
527 PAKISTAN			300	99	
559 JAPAN	1121764	46425	13134849	672922	
867 HAITI	787	436	24456	8958	
990 U STATES	3074378	379261	46350997	5534550	
	4748859	485417	65899149	6912015	
SYNTH FIBRE FOR ELEC APPARATUS	0Z				3393
1 U KINGDOM			20116	3969	
990 U STATES	2287	449	547324	86697	
	2287	449	567440	90666	
HAIR CLOTH					3401
1 U KINGDOM		6329		121499	
990 U STATES		142		8873	
		6471		130372	
BAPOK	CWT				3411
527 PAKISTAN			21	369	
556 INDONESIA			450	6635	
583 THAILAND	454	7872	4402	67205	
990 U STATES	182	3383	1627	30211	
	636	11255	6500	104420	
MANILA FIBRE	CWT				3412
1 U KINGDOM			630	13650	
529 B E I NES	420	10753	420	10753	
567 PHIL	1306	31170	20545	497024	
545 C RICA	450	12348	5932	163036	
864 GUATEMALA			1551	44665	
983 PANAMA			2271	65820	
990 U STATES	1235	33816	19994	562385	
	3411	88067	51343	1357333	
SIGNAL COTLE TAMPICO FIBRE	CWT				3413
415 KENYA	442	3305	4368	38856	
425 TANGANYKA	5890	67076	33087	329977	
446 ANGOLA			1609	13184	
519 INDIA			7044	59587	
556 INDONESIA			2241	13304	
752 BRAZIL	13026	132361	64735	652559	
867 HAITI	7377	65286	79617	753613	
874 MEXICO	9544	87491	76898	735914	
990 U STATES	31442	359696	321685	3502504	
	67721	715215	591284	6099498	
VEGETABLE FIBRE N O P	CWT				3414
1 U KINGDOM	26	78	146	2304	
86 SWITZRLND			3	425	
452 FR AF NES			385	10454	
473 MOROCCO			220	1068	
519 INDIA			60	708	
752 BRAZIL			22	502	
874 MEXICO	149	2144	1093	7140	
990 U STATES	19	518	2199	30360	
	194	2740	4128	52961	
BALES TRINE	CWT				3420
1 U KINGDOM			38834	496298	
44 BELG LUX			13574	172599	
49 DENMARK			47116	675408	
73 NETHRLNDS			19344	272046	
78 PORTUGAL			14964	197625	
848 CUBA			43364	517992	
855 DOM REP			2800	33492	
887 HAITI			7369	101898	
874 MEXICO			9579	135497	
990 U STATES			919	13303	
			197863	2616158	
GRASSED SEASEED MOSSES BAGASSE					3421
1 U KINGDOM		2602		52411	
54 FRANCE				1269	
55 GERMANY W				651	
57 ITALY				2271	
73 NETHRLNDS				100	
76 NORWAY		487		4739	
316 HONG KONG		536		2473	
519 INDIA				1332	
559 JAPAN		660		16641	
867 HAITI				12408	

IMPORTS INTO CANADA FOR CONSUMPTION

Commodities and Countries from which Imported	MONTH OF DECEMBER 1960		TWELVE MONTHS ENDED DECEMBER 1960		Class Number
	Quantities	Values (\$)	Quantities	Values (\$)	
874 MEXICO 990 U STATES		4726		15535	
BINDER TWINE		9011		193132	3422
	CWT				
1 U KINGDOM			6120	90373	
44 BELG LUX			2400	32500	
49 DENMARK			17875	255945	
73 NETHRLNDS			7624	110429	
78 PORTUGAL			507	7242	
848 CUBA			1025	15224	
874 MEXICO			940	12284	
990 U STATES			423	6505	
COIR AND COIR YARN			36914	530502	3423
	CWT				
1 U KINGDOM	56	644	215	3069	
513 CEYLON	91	1522	91	1522	
519 INDIA	2175	18534	6222	52259	
	2322	20700	6598	59950	
MATS RUGS N O P OF COCOA FIBRE					3424
	SQ YD				
1 U KINGDOM			634	913	
55 GERMANY W			838	1483	
73 NETHRLNDS			10080	13044	
519 INDIA	7610	3504	151297	70015	
990 U STATES			1065	249	
	7610	3504	163914	85704	
STRAW OR PAPER CARPETING RUGS					3425
1 U KINGDOM				10064	
67 ITALY				171	
516 HONG KONG				5692	
559 JAPAN		342		34334	
578 TAIWAN				537	
990 U STATES				64828	
				8792	
				9134	
VEGETABLE FIBRES FOR BRUSHES					3428
	CWT				
1 U KINGDOM	272	7556	1137	26067	
44 BELG LUX	28	453	1060	22571	
73 NETHRLNDS	41	1428	676	10090	
516 HONG KONG			53	1929	
519 INDIA	254	1423	1188	8554	
744 ARGENTINA			6	1051	
874 MEXICO	283	13752	3245	163702	
990 U STATES	589	29115	3908	216277	
	1467	53727	11273	450241	
MATS CUT PILE OF COCOA FIBRE					3429
	SQ FT				
73 NETHRLNDS			9417	1625	
519 INDIA	52709	7403	997689	158091	
559 JAPAN			2567	670	
	52709	7403	1009673	160386	
WASTE FOR FURTHER PREPARATION					3451
	CWT				
1 U KINGDOM	2089	30203	13361	232023	
44 BELG LUX	477	3758	11214	71619	
54 FRANCE	3	312	1083	8789	
55 GERMANY W	14	325	2588	23782	
67 ITALY			168	1434	
73 NETHRLNDS	1271	14883	6079	60139	
82 SPAIN			13	318	
85 SWEDEN			479	7531	
287 U S S R	2874	9476	12554	35777	
382 TURKEY			1129	5231	
516 HONG KONG	912	7623	2647	22137	
519 INDIA	585	6811	8919	61461	
527 PAKISTAN	391	4003	3948	26429	
553 CHINA COM			2016	4469	
559 JAPAN			5862	47130	
622 NEW ZEAL			64	4041	
744 ARGENTINA	301	2212	679	5272	
752 BRAZIL			2538	14458	
782 URUGUAY			252	11993	
857 EL SALVD			1899	3146	
886 P RICO	202	1987	1191	12882	
990 U STATES	34246	319722	355897	3634324	
	43365	401315	434580	4294365	
WASTE FOR WIPING RAGS N O P					3452
	CWT				
1 U KINGDOM	140	2855	6877	89738	
44 BELG LUX			1730	21253	
54 FRANCE			842	9343	
55 GERMANY W			430	2625	
73 NETHRLNDS			896	11169	
85 SWEDEN			529	12338	
527 PAKISTAN			112	799	
559 JAPAN	320	3189	2649	27916	
990 U STATES	7933	77676	140688	1347342	
	8393	83720	154753	1522523	
WASTE GARNETTED READY FOR USE					3453
	LB				
1 U KINGDOM	9838	2285	36485	7638	
73 NETHRLNDS			10031	5039	
559 JAPAN	5000	598	142200	16390	
990 U STATES	118063	12598	1989797	304318	
	132901	15481	2178513	333385	
BATTS BATTING WADDING N O P					3454
	LB				
990 U STATES	18605	10235	214030	127560	
	18605	10235	214030	127560	
FISH NETS NETTINGS COMMERCIAL					3460
	LB				
1 U KINGDOM	62841	83545	637519	983548	
49 DENMARK	515	4690	8625	28829	
54 FRANCE			12208	20029	

IMPORTS INTO CANADA FOR CONSUMPTION

Commodities and Countries from which Imported	MONTH OF DECEMBER 1960		TWELVE MONTHS ENDED DECEMBER 1960		Class Number
	Quantities	Values (\$)	Quantities	Values (\$)	
55 GERMANY W	449	717	4477	13725	
73 NETHRLNDS	1775	3140	51727	105144	
76 NORWAY			162	460	
553 CHINA COM	62	140	643	1471	
559 JAPAN	4824	12783	390052	809662	
990 U STATES	8146	18510	165240	427486	
	78612	123525	1270653	2384354	
FISHING LINES COMMERCIAL	LB				3461
1 U KINGDOM	55651	35523	652250	474572	
49 DENMARK			5016	2776	
55 GERMANY W	206	506	12197	23109	
73 NETHRLNDS	3728	3616	94168	36565	
76 NORWAY			32495	22566	
559 JAPAN	1150	825	49085	69700	
990 U STATES	11326	15385	241877	337493	
	72061	55855	1087088	966781	
CORDAGE MANILA OVER 1 IN CIRC	LB				3463
1 U KINGDOM	108359	33408	1691239	516872	
49 DENMARK			21208	5200	
64 IRELAND			340	106	
73 NETHRLNDS			3019	611	
78 PORTUGAL			13830	2071	
567 PHIL			21996	4377	
874 MEXICO	30800	4729	169501	21384	
990 U STATES	888	444	18122	10086	
	140047	38581	1939255	560707	
CORDAGE COMMERCIAL FISH NET	LB				3464
1 U KINGDOM	114024	30305	1756608	450487	
44 BELG LUX	49022	13027	277580	70585	
49 DENMARK			206683	54624	
55 GERMANY W			6343	1556	
64 IRELAND			122088	27706	
73 NETHRLNDS	13011	3872	392785	91343	
559 JAPAN	4411	4124	29955	24698	
567 PHIL			25328	5631	
874 MEXICO			84712	10707	
990 U STATES			10059	4344	
	180468	51328	2912141	741681	
CORDAGE OVER 1 INCH NOP	LB				3465
1 U KINGDOM	12197	3085	402640	114481	
49 DENMARK			1087	1433	
55 GERMANY W			30	63	
73 NETHRLNDS			9344	8322	
76 NORWAY			1173	241	
559 JAPAN			107	145	
990 U STATES	24657	3639	126377	40491	
	36854	6724	540758	165176	
COTTON FABRIC RUBBERIZED	LB				3472
1 U KINGDOM	67	143	12039	11476	
54 FRANCE	12231	5465	12231	5465	
990 U STATES	23956	22319	446411	376947	
	36254	27927	470681	393888	
COTTON WINDOW SHADE CLOTH	LB				3473
1 U KINGDOM			5829	4217	
990 U STATES	1935	2880	20482	27931	
	1935	2880	26311	32148	
COTTON FABRICS COATED W O P	LB				3474
1 U KINGDOM	42970	24942	314744	300380	
44 BELG LUX			198	481	
54 FRANCE			6368	7515	
55 GERMANY W	2744	2427	37770	34832	
73 NETHRLNDS			2523	2797	
85 SWEDEN			2736	2161	
86 SWITZRLND	614	1616	9229	22528	
559 JAPAN			6966	4354	
990 U STATES	426429	405958	5036505	4983723	
	472757	434943	5417039	5358771	
ARTISTS CANVAS COATED PREPARED					3475
1 U KINGDOM				1478	
44 BELG LUX		240		1308	
73 NETHRLNDS				335	
990 U STATES		3472		33901	
		3712		37022	
CANVAS FLAX FOR TENTS AWNINGS	LB				3476
1 U KINGDOM	4397	2677	67205	38725	
990 U STATES			544	235	
	4397	2677	67749	39660	
FABRICS JUTE COATED	LB				3478
1 U KINGDOM			6808	3213	
990 U STATES	25765	4358	387021	107219	
	25765	4358	393829	110432	
FABRICS VEG FIBRE COATED	LB				3479
1 U KINGDOM	12710	5507	501100	130036	
54 FRANCE			423	376	
85 SWEDEN			790	547	
559 JAPAN	128665	17291	1233913	211048	
990 U STATES	61086	41146	438152	448002	
	202461	63944	2174378	790009	
FABRICS FOR BRATTICE CLDTH	LB				3480
1 U KINGDOM	3550	764	95967	20885	
990 U STATES			6231	2215	
	3550	764	102198	23100	
FABRICS SILK COATED	LB				3481
67 ITALY	47	458	47	458	
990 U STATES	477	2008	5480	26618	
	524	2466	5527	27076	

IMPORTS INTO CANADA FOR CONSUMPTION

Commodities and Countries from which Imported	MONTH OF DECEMBER 1960		TWELVE MONTHS ENDED DECEMBER 1960		Class Number
	Quantities	Values (\$)	Quantities	Values (\$)	
FABRICS WOOL COATED	LB				3483
1 U KINGDOM	152	477	961	2753	
43 AUSTRIA			278	854	
44 BELG LUX			5673	10427	
55 GERMANY W	265	666	24731	70549	
990 U STATES	4216	1802	35669	36576	
	4633	2945	67312	121159	
FABRICS SYNTHETIC FIBRE COATED	LB				3484
1 U KINGDOM	891	2321	11359	11651	
43 AUSTRIA			131	1539	
44 BELG LUX	72485	70517	563784	549700	
54 FRANCE			180	513	
55 GERMANY W			203	363	
64 IRELAND			824	618	
73 NETHRLNDS			5741	6203	
559 JAPAN	2300	1407	21390	9024	
990 U STATES	335715	510293	3015736	4535073	
	411391	564538	3619348	5114691	
OILCLOTH FLOOR LINOLEUM	LB				3485
1 U KINGDOM	2653333	381124	31619578	4317145	
54 FRANCE			26044	10264	
55 GERMANY W			30388	6011	
73 NETHRLNDS	11917	2114	341975	57930	
990 U STATES	422313	115908	11285248	2661352	
	3087563	499146	43303233	7052702	
OILCLOTH CARRIAGE SHELF TABLE	LB				3486
1 U KINGDOM			36934	26241	
990 U STATES	1103	571	61540	32995	
	1103	571	98474	59236	
TYPEWRITER RIBBONS	LB				3487
1 U KINGDOM	50	237	2566	6476	
43 AUSTRIA			75	200	
55 GERMANY W			15	422	
246 CZECHO S	144	344	926	2201	
990 U STATES	171	1170	8809	38570	
	365	1751	12391	47869	
FABRICS COTTON TO COVER RUBBER	LB				3488
1 U KINGDOM	3643	4628	61817	77944	
990 U STATES			5345	7003	
	3643	4628	67162	84947	
CORD TIRE FABRICS SYNTH FIBRE	LB				3489
990 U STATES	40620	45535	1573662	1508259	
	40620	45535	1573662	1508259	
LACE EMBROIDERIES BOBBINET NOP	LB				3501
1 U KINGDOM	3745	17577	57138	270864	
43 AUSTRIA	1197	5733	7442	43103	
44 BELG LUX			835	1843	
49 DENMARK			125	551	
54 FRANCE	2799	22964	51365	471069	
55 GERMANY W	227	1448	6879	27925	
67 ITALY	1473	3188	34157	96061	
73 NETHRLNDS	606	840	761	1644	
78 PORTUGAL			24	358	
82 SPAIN			29	478	
86 SWITZRLNO	1524	6712	13161	93973	
516 HONG KONG	66	498	355	3516	
519 INDIA			1353	2872	
559 JAPAN	6037	15445	85002	258811	
578 TAIWAN	131	2684	1020	23714	
990 U STATES	40487	160196	564528	2114392	
	58292	237285	824174	3411174	
CORSETS GIRDLES BRASSIERES					3510
1 U KINGDOM		183		7122	
49 DENMARK				731	
54 FRANCE				12406	
55 GERMANY W		4193		137687	
67 ITALY				170	
73 NETHRLNDS				6983	
355 ISRAEL				94	
516 HONG KONG		13467		64892	
559 JAPAN		9745		257691	
824 JAMAICA		792		24161	
828 TRINIDAD		941		33299	
990 U STATES		60968		900343	
		90289		1445579	
BRACES OR SUSPENDERS AND PARTS					3511
1 U KINGDOM		331		11559	
54 FRANCE				542	
55 GERMANY W		7798		119629	
67 ITALY				3654	
73 NETHRLNDS				3250	
559 JAPAN				395	
990 U STATES		9241		110570	
		17370		249599	
CHURCH VESTMENTS ANY MATERIAL					3512
1 U KINGDOM		1865		19649	
44 BELG LUX				2910	
54 FRANCE		6705		72387	
55 GERMANY W				2536	
64 IRELAND				420	
67 ITALY				1237	
73 NETHRLNDS		812		4302	
86 SWITZRLND		82		5983	
258 GERMANY E				992	
355 ISRAEL				1289	
559 JAPAN		365		6278	

IMPORTS INTO CANADA FOR CONSUMPTION

Commodities and Countries from which Imported	MONTH OF DECEMBER 1960		TWELVE MONTHS ENDED DECEMBER 1960		Class Number
	Quantities	Values (\$)	Quantities	Values (\$)	
990 U STATES		4939		91606	
GARMENTS KNITTED N O P		14768		209589	
1 U KINGDOM	LB				3514
54 FRANCE	36	181	1194	11976	
55 GERMANY W	150	659	526	2525	
67 ITALY			79	641	
86 SWITZRLND	22	212	2041	23358	
559 JAPAN			6	75	
990 U STATES	112	669	1359	4285	
	320	1721	3820	14413	
GLOVES MITTS AND MITTENS N O P			9025	57273	
1 U KINGDOM	DZ PR				3515
54 FRANCE	183	1506	6215	34271	
55 GERMANY W			79	638	
67 ITALY	14	57	406	2766	
73 NETHRLNDS			361	4809	
86 SWITZRLND			50	150	
516 HONG KONG			5	79	
553 CHINA COM			24762	106116	
559 JAPAN	2699	9173	100	1406	
990 U STATES	4113	14689	76385	289861	
	7009	25425	103201	254269	
BERETS OF WOOL KNITTED FULLED			211564	695065	
1 U KINGDOM	DOZ				3516
54 FRANCE	242	1039	5976	35639	
67 ITALY	59	902	882	4563	
990 U STATES			1160	10769	
	301	1941	31	162	
CAPS BONNETS BERETS N O P			8049	51133	
1 U KINGDOM	DOZ				3517
43 AUSTRIA	1234	11863	37303	240636	
44 BELG LUX			822	8890	
49 DENMARK			329	2511	
54 FRANCE			100	1149	
55 GERMANY W	231	2083	2739	16500	
67 ITALY	38	481	17275	69232	
73 NETHRLNDS	40	482	4080	41462	
76 NORWAY	50	323	66	595	
82 SPAIN	12	80	378	3570	
86 SWITZRLND			83	328	
288 YUGO SLAV	542	2241	1968	17502	
516 HONG KONG	32	142	503	1748	
559 JAPAN	10459	16944	2821	8918	
774 PERU			242395	369253	
990 U STATES	4528	16928	102	1249	
	17166	51567	482942	1295295	
HATS OF FUR FELT MENS					
1 U KINGDOM	DOZ				3518
43 AUSTRIA	1	51	1391	73677	
44 BELG LUX			26	1337	
54 FRANCE			55	3028	
55 GERMANY W			2	257	
67 ITALY	20	1551	227	15960	
990 U STATES	26	1871	350	21576	
	47	3473	2053	115894	
HATS OF WOOL FELT					
1 U KINGDOM	DOZ				3519
43 AUSTRIA	4	74	503	10415	
55 GERMANY W			8	392	
67 ITALY			142	1398	
516 HONG KONG			41	630	
990 U STATES	116	2294	400	1356	
	120	2368	4486	80714	
HATS OF FUR FELT WOMENS			5580	94905	
1 U KINGDOM	DOZ				3520
43 AUSTRIA			517	19998	
54 FRANCE			64	3741	
55 GERMANY W			344	17416	
67 ITALY			29	854	
86 SWITZRLND	3	125	330	10638	
990 U STATES			168	10359	
	30	1078	1446	62834	
	33	1203	2898	125840	
HATS N O P					
1 U KINGDOM	DOZ				3521
43 AUSTRIA	252	3953	4523	68438	
44 BELG LUX	2	108	46	2574	
49 DENMARK			14	952	
54 FRANCE	3	127	35	1264	
55 GERMANY W	373	4018	2215	53840	
67 ITALY	245	3068	3416	52164	
73 NETHRLNDS	1023	7486	13596	98670	
76 NORWAY	312	2104	332	3986	
86 SWITZRLND			123	1289	
516 HONG KONG	69	1099	805	20738	
559 JAPAN	800	1964	2130	5395	
824 JAMAICA	2759	6315	25813	54801	
874 MEXICO			156	1564	
990 U STATES			4569	6310	
	2330	49528	61569	1318626	
	8168	79770	119341	1690681	
FIREMENS AND OTHER HELMETS					
1 U KINGDOM				4918	3522
55 GERMANY W		1876		72999	
67 ITALY				1696	
559 JAPAN				6009	
614 AUSTRALIA				2434	

IMPORTS INTO CANADA FOR CONSUMPTION

Commodities and Countries from which Imported	MONTH OF DECEMBER 1960		TWELVE MONTHS ENDED DECEMBER 1960		Class Number
	Quantities	Values (\$)	Quantities	Values (\$)	
990 U STATES		35073		582664	
KNITTED GOODS N O P		36949		670720	
1 U KINGDOM	LB 1145	2595	8207	18003	3524
43 AUSTRIA			256	1363	
54 FRANCE			1937	6177	
55 GERMANY W	1456	2938	7083	14657	
67 ITALY	13	98	1487	4215	
73 NETHRLNDS			836	1901	
86 SWITZRLND			574	2060	
516 HONG KONG			16	87	
559 JAPAN	285	265	7121	7300	
990 U STATES	37882	66942	471358	830177	
CHENILLE YARNS AND CORDS	40781	72838	498875	885940	
559 JAPAN	LB		1259	1219	3548
990 U STATES			4142	5857	
USED BAGS OF VEGETABLE FIBRE			5401	7076	
1 U KINGDOM				1354	3550
990 U STATES		1355		16257	
BELTING N O P		1355		17611	
1 U KINGDOM	LB 2173	3320	16828	22983	3551
54 FRANCE			46	684	
55 GERMANY W	5	102	438	3362	
67 ITALY			45	360	
73 NETHRLNDS			883	4864	
86 SWITZRLND			1586	8136	
990 U STATES	3196	8107	75601	152376	
BLANKETS FOR PRINTING PRESSES	5374	11529	95427	199765	
1 U KINGDOM		1023		44481	3552
55 GERMANY W		903		1805	
86 SWITZRLND		247		247	
886 P RICO		2983		19160	
990 U STATES		35827		576200	
BRAIDS CORDS FRINGES		40983		642523	
1 U KINGDOM		1588		29681	3553
43 AUSTRIA				412	
54 FRANCE		2845		16868	
55 GERMANY W				29549	
67 ITALY				2027	
73 NETHRLNDS				2477	
85 SWEOEN		309		620	
86 SWITZRLNO		1710		7683	
246 CZECHO S		116		8000	
559 JAPAN				19710	
886 P RICO				3240	
990 U STATES		36232		548759	
CARPETS N O P		42800		669026	
1 U KINGDOM	80 FT 21799	4399	436406	111089	3554
43 AUSTRIA		150	120	150	
44 BELG LUX	63190	10347	875591	156581	
49 DENMARK			12841	5683	
54 FRANCE			12919	3866	
55 GERMANY W	950	551	6969	3122	
67 ITALY	237	59	101177	25157	
73 NETHRLNDS	545	252	10363	3313	
85 SWEDEN	1355	498	12352	4560	
516 HONG KONG			6111	376	
519 INDIA			12621	1768	
559 JAPAN	61552	8058	1349150	201145	
614 AUSTRALIA			91296	31388	
867 HAITI			6040	4279	
990 U STATES	142500	68902	1549151	612860	
CURTAINS N O P		93216	4483107	1165337	
1 U KINGDOM		247		5171	3557
67 ITALY		1121		3188	
85 SWEDEN				1066	
559 JAPAN		714		2305	
990 U STATES		11152		127520	
HAT BRAIDS NOT OVER 6 INCHES		13234		139250	
67 ITALY		7961		23206	3559
86 SWITZRLND		44630		275947	
559 JAPAN		1947		9618	
990 U STATES		9529		54979	
HAT SWEATS CAP PEAKS AND BANDS		64067		363750	
1 U KINGDDM		730		11467	3560
44 BELG LUX				5821	
67 ITALY		585		2102	
86 SWITZRLND		101		101	
516 HONG KONG				1861	
559 JAPAN				18283	
990 U STATES		33866		466385	
HOODS AND SHAPES OF FUR FELT		35282		506020	
1 U KINGDDM	DOZ 33	911	5293	132303	3561
43 AUSTRIA	6	104	319	12543	
54 FRANCE	32	794	3497	75026	
55 GERMANY W			112	1679	

IMPORTS INTO CANADA FOR CONSUMPTION

Commodities and Countries from which Imported	MONTH OF DECEMBER 1960		TWELVE MONTHS ENDED DECEMBER 1960		Class Number
	Quantities	Values (\$)	Quantities	Values (\$)	
67 ITALY	110	4716	17835	299848	3563
86 SWITZRLND			289	6773	
246 CZECHO S	380	4031	19063	277885	
990 U STATES	130	653	1590	25698	
	691	11209	47998	831755	
HOODS AND SHAPES KNITTED	DOZ				3563
54 FRANCE	35	944	1593	12412	
67 ITALY	2501	21127	14501	98205	
86 SWITZRLND	120	2265	3028	47183	
246 CZECHO S			276	4214	
516 HONG KONG	400	1947	6274	43215	
553 CHINA COM	300	1675	6042	46050	
556 INDONESIA			10200	2782	
559 JAPAN	2475	8891	20805	74898	
578 TAIWAN	1200	5488	5021	31054	
614 AUSTRALIA			700	8796	
763 ECUADOR			648	5071	
874 MEXICO	684	933	5555	8316	
990 U STATES	1645	15686	18019	145218	
	9360	58956	92662	527414	
HOODS AND SHAPES N O P	00Z				3564
1 U KINGDOM			57	936	
54 FRANCE			121	1442	
67 ITALY	1040	10539	4146	42180	
86 SWITZRLND	112	2127	1781	27219	
246 CZECHO S			837	14700	
559 JAPAN			578	2515	
874 MEXICO			1300	1014	
990 U STATES	1227	7776	12384	101287	
	2379	20442	21204	191293	
SURGICAL DRESSINGS					3566
1 U KINGDOM		27049		476057	
44 BELG LUX				2545	
49 DENMARK				324	
55 GERMANY W		5167		47744	
73 NETHRLNDS				307	
559 JAPAN				72	
990 U STATES		46850		695526	
		79066		1222575	
ELASTIC WEBBING WOVEN FOR MFRS	L8				3567
1 U KINGDOM	808	1330	6147	9075	
43 AUSTRIA			109	234	
54 FRANCE			1215	4548	
55 GERMANY W	150	445	1856	4853	
67 ITALY			3540	7405	
73 NETHRLNDS	475	793	1085	1814	
559 JAPAN	9006	9357	147292	118169	
990 U STATES	4803	9957	61787	140061	
	15242	21882	223031	286159	
ELASTIC WEBBING WOVEN N O P	L8				3568
1 U KINGDOM	11	70	21938	23204	
43 AUSTRIA			123	308	
44 BELG LUX			1669	2522	
55 GERMANY W	245	588	8193	16094	
67 ITALY	1030	2295	23668	44058	
73 NETHRLNDS	500	834	1805	3614	
559 JAPAN	10431	8196	189524	144777	
990 U STATES	17987	42609	161993	380758	
	30204	54592	408913	615335	
CORDED RIBBONS FOR MENS HATS	L8				3570
55 GERMANY W			24	176	
559 JAPAN			120	525	
990 U STATES	2211	11843	24636	126149	
	2211	11843	24780	126850	
FIBRE OR TEXTILE PRODUCTS NOP					3573
1 U KINGDOM		1233		5451	
67 ITALY		67		15178	
86 SWITZRLND				502	
516 HONG KONG				69	
559 JAPAN		52		2111	
990 U STATES		7156		126802	
		8508		150113	
BRAIDED CORD 1 IN CIRC OR LESS	L8				3574
1 U KINGDOM	298	396	5314	4197	
85 SWEDEN			576	272	
990 U STATES	9863	5472	68068	52999	
	10161	5868	73958	57468	
ELASTIC WEBBING BRAIDED	L8				3576
1 U KINGDOM			3705	7338	
54 FRANCE			400	1556	
55 GERMANY W			3731	7601	
67 ITALY	514	1158	4886	8851	
73 NETHRLNDS	515	829	1620	3305	
355 ISRAEL			1100	1843	
516 HONG KONG			3420	2758	
559 JAPAN	48084	33798	525063	387264	
990 U STATES	7879	17785	100078	221547	
	56992	53570	644003	642063	

IMPORTS INTO CANADA FOR CONSUMPTION

Commodities and Countries from which Imported	MONTH OF DECEMBER 1960		TWELVE MONTHS ENDED DECEMBER 1960		Class Number
	Quantities	Values (\$)	Quantities	Values (\$)	
<u>GROUP 4</u>					
<u>WOOD WOOD PRODUCTS AND PAPER</u>					
CANE REED OR RATTAN					4002
55 GERMANY W				5175	
73 NETHRLNDS				122	
516 HONG KONG		914		8542	
519 INDIA		348		16068	
524 MALAYA		474		4466	
559 JAPAN				2989	
567 PHIL				591	
990 U STATES		95		11044	
		1831		48997	
OSIERS WILLOWS AND BAMBOOS					4003
516 HONG KONG				1102	
519 INDIA				2690	
545 BURMA				200	
559 JAPAN		1582		9511	
744 ARGENTINA		808		4104	
990 U STATES		394		10746	
		2784		28353	
CORKWOOD UNMANUFACTURED					4011
78 PORTUGAL		4855		30803	
82 SPAIN				1106	
886 P RICO		811		811	
990 U STATES		836		11025	
		6502		43745	
HICKORY BILLETS					4022
990 U STATES		9296		99643	
		9296		99643	
POLES TELEGRAPH AND PILING	NO				4024
614 AUSTRALIA			96	4372	
990 U STATES	5866	125913	76871	2097847	
	5866	125913	76967	2102219	
RAILWAY TIES	NO				4025
990 U STATES	1581	6067	559020	2496821	
	1581	6067	559020	2496821	
LOGS ROUND UNMANUFACTURED NOP	M FT				4026
990 U STATES	8772	508499	165786	9104824	
	8772	508499	165786	9104824	
HANDLE SHINGLE BOLTS FELLOES					4032
990 U STATES		5313		10886	
		5313		10886	
HUB LAST WAGON OAR GUN BLOCKS					4033
53 FINLAND				4025	
990 U STATES		42608		655091	
		42608		659116	
TEAK AMARANTH TROPICAL WOODS					4041
1 U KINGDOM				3966	
49 DENMARK				891	
55 GERMANY W				5317	
73 NETHRLNDS				34612	
414 GHANA				53819	
454 FR EQ AFR		1358		4490	
516 HONG KONG				16667	
524 MALAYA				32947	
529 B E I NES				5265	
545 BURMA		10650		20512	
559 JAPAN		2103		9988	
567 PHIL				5410	
583 THAILAND		5031		58878	
614 AUSTRALIA		1718		22063	
716 B GUIANA		231		12995	
752 BRAZIL		550		12116	
755 CHILE				1706	
763 ECUADOR		801		2697	
855 DOM REP				117	
864 GUATEMALA		347		11315	
879 NICARAGUA				4915	
990 U STATES		50923		257789	
		73712		578475	
ASH WHITE	M FT				4042
990 U STATES	80	15148	1508	245584	
	80	15148	1508	245584	
CEDAR	M FT				4043
817 B HOND			1	265	
990 U STATES	331	37127	4001	499989	
	331	37127	4002	500254	
FIR	M FT				4045
990 U STATES	3052	255892	51871	5000295	
	3052	255892	51871	5000295	
GUMWOOD	M FT				4046
990 U STATES	125	18318	446	80138	
	125	18318	446	80138	
HEMLOCK	M FT				4047
990 U STATES	598	34620	7514	578293	
	598	34620	7514	578293	
HICKORY	M FT				4048
990 U STATES	1	102	111	19812	
	1	102	111	19812	
MAHOGANY	M FT				4049
73 NETHRLNDS			59	28952	

IMPORTS INTO CANADA FOR CONSUMPTION

Commodities and Countries from which Imported	MONTH OF DECEMBER 1960		TWELVE MONTHS ENDED DECEMBER 1960		Class Number
	Quantities	Values (\$)	Quantities	Values (\$)	
414 GHANA			1050	144286	
418 NIGERIA			110	23990	
457 FR W AFR			102	20321	
462 FR AF NES			147	21789	
516 HONG KONG			54	8554	
524 MALAYA			13	937	
529 B E I NES			127	15600	
559 JAPAN	237	38127	4263	748215	
567 PHIL	44	5126	1250	210358	
578 TAIWAN	10	929	497	80146	
758 COLOMBIA	36	4406	1828	255697	
817 S HOND	50	14910	174	47638	
869 HONDURAS	21	5633	147	43805	
883 PANAMA			4	1248	
990 U STATES	96	29725	2051	523716	
OAK	494	98856	11876	2175252	
	M FT				
559 JAPAN	8	2064	73	19349	4050
990 U STATES	3927	477626	46620	5790478	
	3935	479690	46693	5809827	
PINE SOUTHERN YELLOW OR PITCH	M FT				
879 NICARAGUA			29	5924	4051
990 U STATES	145	25065	3794	684818	
	145	25065	3823	690742	
PINE WHITE OR OTHER N O P	M FT				
752 BRAZIL	120	17328	620	95758	4052
990 U STATES	1170	112665	21802	2080144	
	1290	129993	22422	2175902	
POPLAR	M FT				
990 U STATES	153	21435	3042	352372	4053
	153	21435	3042	352372	
REDWOOD	M FT				
990 U STATES	1078	180651	18001	2959656	4054
	1078	180651	18001	2959656	
WALNUT	M FT				
414 GHANA			8	1575	4055
990 U STATES	232	87480	5254	1700444	
	232	87480	5262	1702019	
LUMBER AND TIMBER HARDWOOD NOP	M FT				
559 JAPAN	4	838	161	27007	4056
990 U STATES	1873	183050	23418	2651590	
	1877	183888	23579	2678597	
LUMBER AND TIMBER N O P	M FT				
85 SWEDEN			55	1375	4057
990 U STATES	881	56912	5480	554321	
	881	56912	5535	555696	
HARDWOOD FLOORING	M FT				
1 U KINGDOM			4	2437	4058
559 JAPAN			317	38008	
990 U STATES	745	104907	11846	1639784	
	745	104907	12167	1680229	
PINE PONDEROSA AND SUGAR	M FT				
990 U STATES	2417	219526	25145	2715243	4059
	2417	219526	25145	2715243	
PLYWOOD HARWOOD	SQ FT				
1 U KINGDOM			436336	41093	4067
43 AUSTRIA			5671	607	
49 DENMARK			11902	2330	
53 FINLAND	444681	31110	2451845	166232	
54 FRANCE	71952	6766	1057312	89871	
55 GERMANY W	232920	17947	1455003	123152	
67 ITALY	5687	410	85293	8336	
73 NETHRLNDS	99407	13589	833648	93000	
78 PORTUGAL	129257	10518	408300	31887	
82 SPAIN			88733	7322	
287 U S S R	1055275	38888	4033719	154703	
288 YUGO SLAV			44480	7306	
355 ISRAEL			341859	29454	
414 GHANA			4656	468	
418 NIGERIA			18074	1713	
454 FR EQ AFR			1922240	147108	
524 MALAYA			351118	28177	
553 CHINA COM			38134	2688	
559 JAPAN	3486760	249610	44642842	3495998	
567 PHIL			16000	1452	
578 TAIWAN	491445	27167	6010974	349964	
614 AUSTRALIA			16380	2767	
990 U STATES	256061	61033	2577317	495653	
	6273445	457038	66851836	5281281	
PLYWOOD SOFTWOOD	SQ FT				
55 GERMANY W			92598	3701	4069
67 ITALY			28800	2712	
85 SWEDEN			29894	1891	
277 POLAND			98612	4131	
578 TAIWAN			12800	1391	
990 U STATES	199106	11962	4768190	306443	
	199106	11962	5030894	320269	
LATHS	M				
990 U STATES			10	229	4071
			10	229	
SHINGLES OF WOOD	RF SQ				
990 U STATES			10821	78151	4074
			10821	78151	
VENEERS OF ROSEWOOD ETC					
1 U KINGDOM				307	4075
44 BELG LUX		6418		18522	

IMPORTS INTO CANADA FOR CONSUMPTION

Commodities and Countries from which Imported	MONTH OF DECEMBER 1960		TWELVE MONTHS ENDED DECEMBER 1960		Class Number
	Quantities	Values (\$)	Quantities	Values (\$)	
54 FRANCE				126415	
55 GERMANY W		15620		364701	
73 NETHRLNDS				6047	
85 SWEDEN				3182	
449 BEL CONGO		1470		114654	
559 JAPAN				16315	
567 PHIL		3754		77077	
752 BRAZIL				97	
990 U STATES		22556		270836	
		49818		998153	
VENEERS OF WOOD N O P					4076
1 U KINGDOM				2071	
44 BELG LUX		8675		8675	
49 DENMARK				1532	
54 FRANCE				8427	
55 GERMANY W		173		20752	
67 ITALY				4966	
86 SWITZRLND				6523	
449 BEL CONGO				120929	
454 FR EQ AFR				26121	
545 BURMA				26366	
559 JAPAN				3656	
990 U STATES		138531		1826901	
		147379		2046579	
VENEERS OF WOOD TAPED JOINTED					4077
49 DENMARK				989	
73 NETHRLNDS		3198		3198	
545 BURMA		9443		9443	
559 JAPAN				2427	
567 PHIL				2455	
583 THAILAND				3046	
990 U STATES		9082		83682	
		21723		105240	
VENEERS AUSTRALIAN BLACKWOOD					4078
1 U KINGDOM				429	
990 U STATES		123		62080	
		123		62509	
PLYWOOD FACED WITH METAL					4079
55 GERMANY W				8639	
990 U STATES		409		55301	
		409		63940	
PULPWOOD					4083
990 U STATES	CORD				
	12805	217399	227649	3770182	
	12805	217399	227649	3770182	
SAWDUST AND WOOD FLOUR					4084
76 NORWAY				2937	
990 U STATES		37671		404186	
		37671		407123	
WOOD UMMANUFACTURED N O P					4085
44 BELG LUX				8697	
990 U STATES		513		54707	
		513		63404	
BARRELS EMPTY					4091
54 FRANCE	N0	26	104	155	620
990 U STATES		31035	96446	387203	1129646
		31061	96550	387358	1130266
STAVES OAK SAWN SPLIT OR CUT					4094
990 U STATES	M	203	26787	2838	735294
		203	26787	2838	735294
STAVES N O P					4097
1 U KINGDOM	M			5	247
990 U STATES		141	5686	1282	67590
		141	5686	1287	67837
HOOPS HEADS AND LINERS OF WOOD					4099
1 U KINGDOM				138	
990 U STATES		19038		238074	
		19038		238212	
CORK SLABS BOARDS TILES N O P					4101
1 U KINGDOM				15390	
49 DENMARK		4620		28655	
55 GERMANY W				289	
78 PORTUGAL		63339		241168	
82 SPAIN		50468		371203	
473 MOROCCO				34660	
990 U STATES		8733		97672	
		127160		789037	
CORKS THREE FOURTHS IN OR LESS					4102
78 PORTUGAL	LB			2367	3975
990 U STATES				2953	2697
				5320	6672
CORKS OVER THREE FOURTHS INCH					4103
1 U KINGDOM	LB			780	656
78 PORTUGAL		4784	6101	52560	60339
82 SPAIN		1367	5607	5853	15782
990 U STATES		789	1337	3750	5987
		6940	13045	62943	82764
CORK SLABS BOARDS FOR MFRS					4104
55 GERMANY W				1563	
78 PORTUGAL		70544		899725	
82 SPAIN				222463	
473 MOROCCO				30260	
990 U STATES		40177		629320	
		110721		1783331	
MANUFACTURES OF CORKWOOD N O P					4105
1 U KINGDOM		5219		45403	
55 GERMANY W				890	

IMPORTS INTO CANADA FOR CONSUMPTION

Commodities and Countries from which Imported	MONTH OF DECEMBER 1960		TWELVE MONTHS ENDED DECEMBER 1960		Class Number
	Quantities	Values (\$)	Quantities	Values (\$)	
73 NETHRLNDS		3746		44205	
78 PORTUGAL		746		14055	
82 SPAIN				6903	
990 U STATES		7441		113230	
BILLETS OF WOOD FOR BATS		17152		224686	
990 U STATES		1279		102810	4112
WOOD HANDLES FOR AGRIC IMPL		1279		102810	
990 U STATES		17540		439285	4114
HANDLES OF WOOD N O P		17540		439285	
1 U KINGDOM				3126	4118
49 DENMARK				109	
54 FRANCE				69	
55 GERMANY W				7297	
85 SWEDEN				2975	
559 JAPAN		1872		2190	
990 U STATES		17394		228446	
SHAFTS OR HEADS FOR GOLF CLUBS		19266		244212	
990 U STATES		8893		43788	4119
LASTS OF WOOD		8893		43788	
1 U KINGDOM		1473		1473	4120
55 GERMANY W				1471	
990 U STATES		2584		36401	
WALKING STICKS AND CANES		4057		39345	
1 U KINGDOM		1729		20542	4125
55 GERMANY W				1428	
67 ITALY				305	
559 JAPAN				2217	
990 U STATES		358		4119	
SULPHITE PULP BL DISSOLVING		2087		28611	
427 UN SO AFR	CWT		52554	400443	4130
990 U STATES	9603	86996	105223	925217	
SULPHITE PULP UNBLEACHED		9603	157777	1325660	
85 SWEDEN	CWT		1097	5713	4132
990 U STATES	47539	289467	528284	3199298	
SULPHITE PULP BLEACHED N O P		47539	529381	3205011	
990 U STATES	CWT				4133
SULPHATE OR KRAFT PULP		15754	247617	1553748	
85 SWEDEN		15754	247617	1553748	
990 U STATES	CWT		53985	255562	4134
WOOD PULP MECHANICAL		22191	287223	2310916	
990 U STATES		22191	341208	2566478	
PULP OF STRAW OR VEG FIBRE NDP	CWT				4135
1 U KINGDOM			2106	6510	
990 U STATES			2106	6510	
ROBBINS SHUTTLES AND SPOOLS	CWT				4136
1 U KINGDOM		10869	245	6198	
55 GERMANY W		96449	161707	1330866	
86 SWITZRLND		10869	161952	1337064	
990 U STATES					4141
CASKETS COFFINS AND METAL PTS		830		3166	
990 U STATES		15006		202700	
CHARCOAL MADE FROM WOOD		15836		214696	
1 U KINGDOM		47918		542961	4142
990 U STATES		47918		542961	
CHURNS N O P WASHBOARDS	TON				4143
1 U KINGDOM			101	21922	
990 U STATES	40	2755	3647	333731	
CLOTHES PINS AND PARTS		40	3748	355653	
1 U KINGDOM					4144
49 DENMARK		381		1304	
55 GERMANY W				1933	
85 SWEDEN				2076	
288 YUGO SLAV		368		1582	
559 JAPAN				1530	
990 U STATES		948		604	
GRUBS		1697		23395	
1 U KINGDOM	GROSS				4145
49 DENMARK		6000	6907	4234	
55 GERMANY W		1722	56355	18778	
73 NETHRLNDS		10200	990	730	
85 SWEDEN		500	36300	15554	
246 CZECHO S			24210	7903	
277 POLAND			2000	457	
516 HONG KONG			2500	761	
990 U STATES			3125	982	
GRUBS OR STAFFS		16700	2060	2113	
1 U KINGDOM			134447	51512	4146
43 AUSTRIA		213		265	
55 GERMANY W				165	
990 U STATES		2013		693	
		2226		35345	
				36468	

IMPORTS INTO CANADA FOR CONSUMPTION

Commodities and Countries from which Imported	MONTH OF DECEMBER 1960		TWELVE MONTHS ENDED DECEMBER 1960		Class Number
	Quantities	Values (\$)	Quantities	Values (\$)	
DOORS WOOD 6 FT X 2 FT OR OVER	NO				
1 U KINGDDM	1248	5342	6189	25698	4148
55 GERMANY W			770	3614	
578 TAIWAN	1020	6020	5566	28355	
99D U STATES	841	21248	15397	344110	
	3109	32610	27922	401777	
FIBRE AND MANUFACTURES N O P					
1 U KINGDOM		1087		13895	4150
54 FRANCE		7921		100618	
55 GERMANY W		96		1787	
67 ITALY				4926	
85 SWEDEN		1414		2862	
258 GERMANY E				3214	
559 JAPAN				2006	
990 U STATES		64460		865931	
		74978		995239	
FURNITURE MAINLY OF WOOD					
1 U KINGDOM		12637		217065	4151
43 AUSTRIA		706		15430	
44 BELG LUX		108		22532	
49 DENMARK		107842		1082943	
53 FINLAND				9146	
54 FRANCE		3422		64923	
55 GERMANY W		22385		250285	
67 ITALY		16945		157798	
73 NETHRLNDS		2894		61701	
76 NORWAY		11074		108523	
78 PORTUGAL				15386	
82 SPAIN		518		17892	
85 SWEDEN		16926		246080	
86 SWITZRLND		80		5750	
246 CZECHD S		29068		126334	
277 POLAND		5060		32142	
288 YUGD SLAV		14947		104169	
363 LEBANON		138		620	
385 UAR EGYPT				200	
415 KENYA				614	
473 MOROCCO				219	
516 HONG KONG		9844		233144	
519 INDIA		1122		5076	
524 MALAYA				60	
553 CHINA COM		129		1426	
559 JAPAN		9521		214678	
774 PERU				453	
824 JAMAICA				321	
874 MEXICO				2897	
990 U STATES		524117		7628241	
		789483		10626048	
MATCHES OF WOOD					
1 U KINGDDM		236		693	4152
53 FINLAND				2842	
55 GERMANY W				1445	
67 ITALY		94		2782	
76 NORWAY				963	
85 SWEDEN		100		59234	
246 CZECHO S				6914	
262 HUNGARY		283		283	
277 POLAND				1789	
288 YUGO SLAV				1493	
559 JAPAN				1523	
990 U STATES		3229		52400	
		3942		132361	
MOULDINGS OF WOOD					
53 FINLAND				621	4153
55 GERMANY W		915		4068	
67 ITALY				4545	
73 NETHRLNDS				3294	
76 NORWAY				2208	
559 JAPAN				6791	
578 TAIWAN				57	
990 U STATES		1956		102885	
		2871		124469	
SKIS RACQUETS AND FRAMES BATS					
1 U KINGDOM		5041		39629	4154
43 AUSTRIA		49583		358784	
44 BELG LUX				12163	
49 DENMARK		150		1641	
53 FINLAND		345		1305	
54 FRANCE				112205	
55 GERMANY W		25261		244743	
67 ITALY		3845		47939	
73 NETHRLNDS		203		32011	
76 NORWAY		475		21282	
85 SWEDEN		5796		69674	
86 SWITZRLND		14722		47005	
246 CZECHO S		772		1534	
288 YUGD SLAV		10772		138874	
516 HONG KONG				1972	
519 INDIA				1510	
527 PAKISTAN		837		34313	
559 JAPAN		20777		368599	
614 AUSTRALIA				6014	
99D U STATES		44537		382682	
		183116		1923879	
WINDOW SASH OF WOOD					
990 U STATES		22101		132641	4155
		22101		132641	

IMPORTS INTO CANADA FOR CONSUMPTION

Commodities and Countries from which Imported	MONTH OF DECEMBER 1960		TWELVE MONTHS ENDED DECEMBER 1960		Class Number
	Quantities	Values (\$)	Quantities	Values (\$)	
WOOD BOXES CRATES AND SHOOKS					4156
1 U KINGDOM		44102		139344	
54 FRANCE				2318	
55 GERMANY W		1006		2473	
59 GREECE				279	
67 ITALY				603	
73 NETHRLNDS				3329	
76 NORWAY				1220	
82 SPAIN				3379	
85 SWEDEN				2242	
288 YUGO SLAV				11286	
559 JAPAN		963		8976	
990 U STATES		100197		482489	
		146268		657938	
MANUFACTURES OF WOOD N O P					4157
1 U KINGDOM		10565		204397	
43 AUSTRIA				2613	
44 BELG LUX		70		4162	
49 DENMARK		5984		31863	
53 FINLAND				218	
54 FRANCE		1585		44147	
55 GERMANY W		7459		147774	
67 ITALY		4982		64930	
73 NETHRLNDS		775		11802	
76 NORWAY		923		3134	
82 SPAIN				872	
85 SWEDEN		3045		33487	
86 SWITZRLND		1181		3168	
246 CZECHO S				8771	
258 GERMANY E				678	
277 POLAND		90		3918	
287 U S S R				2187	
288 YUGO SLAV		4378		37153	
355 ISRAEL				240	
415 KENYA				1873	
425 TANGANYKA		1016		2572	
427 UN SO AFR		56		119	
516 HONG KONG		2380		36398	
519 INDIA		1067		3931	
527 PAKISTAN				500	
553 CHINA COM		89		409	
559 JAPAN		46099		539176	
578 TAIWAN		5967		17929	
614 AUSTRALIA				1438	
777 SURINAM		2074		45771	
824 JAMAICA		89		89	
848 CUBA				59	
867 HAITI				370	
874 MEXICO		459		3611	
990 U STATES		250488		4281254	
		350821		5541013	
BOWLS TRAYS AND DISHES OF WOOD					4158
1 U KINGDOM		126		2400	
43 AUSTRIA				340	
44 BELG LUX				179	
49 DENMARK		4540		22920	
54 FRANCE		3014		17247	
55 GERMANY W				8330	
67 ITALY		124		5671	
76 NORWAY		61		251	
85 SWEDEN		96		12209	
86 SWITZRLND				682	
246 CZECHO S				962	
288 YUGO SLAV				3338	
415 KENYA		459		459	
516 HONG KONG		111		7126	
519 INDIA				579	
553 CHINA COM				64	
559 JAPAN		9506		166708	
867 HAITI		371		4466	
990 U STATES		5948		76383	
		24356		330314	
PLAYING CARD STOCK	LB				4159
990 U STATES			320174	72485	
			320174	72485	
CARD STOCK BRISTOL BOARD N O P	LB				4161
1 U KINGDOM			16156	2637	
55 GERMANY W			97764	34431	
73 NETHRLNDS			21083	3722	
990 U STATES		290373	67265	3398040	
		290373	67265	3533043	
CHIPBOARD NEWS BOARD	LB				4162
1 U KINGDOM			1420	988	
43 AUSTRIA	32368	2831	32368	2831	
44 BELG LUX			71024	5799	
55 GERMANY W			525982	16899	
73 NETHRLNDS		968	40019	1807	
990 U STATES		20044	27430751	2365026	
		2885678	252185	28101564	
		2938090	255984	2393350	
LEATHER BOARD LEATHEROID MFRS	LB				4163
1 U KINGDOM		26780	3049	426589	
54 FRANCE		10727	2004	712769	
55 GERMANY W		103380	11045	172991	
67 ITALY		70	55	18539	
990 U STATES		13413	3794	76252	
		154370	19947	1407140	
				327179	

IMPORTS INTO CANADA FOR CONSUMPTION

Commodities and Countries from which Imported	MONTH OF DECEMBER 1960		TWELVE MONTHS ENDED DECEMBER 1960		Class Number
	Quantities	Values (\$)	Quantities	Values (\$)	
MILLBOARD AND BINDERS BOARD	LB				
1 U KINGDOM			30934	5971	4164
990 U STATES	285182	24338	3213175	296468	
	285182	24338	3244109	302439	
PULPBOARD FOR MFR OF WALLBOARD	LB				
990 U STATES	3403377	153444	28893589	1329095	4165
	3403377	153444	28893589	1329095	
PULPBOARD TO WRAP ROLLS PAPER	LB				
990 U STATES	794300	66595	10597783	746467	4166
	794300	66595	10597783	746467	
BUILDING AND INSULATING BOARD	LB				
1 U KINGDOM	482	137	87704	15160	4169
43 AUSTRIA	498240	12084	798947	17639	
53 FINLAND	1553981	51031	10023777	404869	
54 FRANCE	9713	2016	152000	9577	
55 GERMANY W			22715	3705	
76 NORWAY	92588	2430	3713395	133682	
82 SPAIN	46630	1253	117023	3843	
85 SWEDEN	2796672	112679	13413673	560312	
277 POLAND			76766	1269	
990 U STATES	2049801	236183	34392726	3793638	
	7048107	417813	62798726	4943694	
PULPBOARD OTHER FIBREBOARD NOP	LB				
1 U KINGDOM	4533	3218	78847	19185	4170
44 BELG LUX	5453	1033	22118	2477	
49 DENMARK			2541	259	
53 FINLAND			37196	2899	
55 GERMANY W			11553	2241	
67 ITALY			7191	759	
73 NETHRLNDS			20000	900	
85 SWEDEN			39033	10005	
990 U STATES	729932	128024	10601763	1812134	
	739918	132275	10820242	1850859	
ELECTRIC INSULATING PRESSBOARD	LB				
1 U KINGDOM	16448	3727	103397	24873	4171
85 SWEODEN			70423	12576	
86 SWITZRLND	7000	1278	50980	10076	
990 U STATES	56903	11889	1009165	238980	
	80351	16894	1233965	286505	
ROOFING FELT NOT COATED	LB				
990 U STATES	1047970	33227	19074211	596108	4172
	1047970	33227	19074211	596108	
PRESSBOARD N O P	LB				
1 U KINGDOM			11765	3250	4173
85 SWEDEN			37560	6441	
990 U STATES	175685	28325	3900044	562768	
	175685	28325	3949369	572459	
SHOEBOARDS	LB				
1 U KINGDOM	26822	5757	400374	74263	4174
44 BELG LUX	81971	15853	562683	110828	
54 FRANCE			19814	4340	
55 GERMANY W			148514	29970	
67 ITALY			6701	1164	
990 U STATES	60209	16938	1017974	314197	
	169002	38548	2156060	534762	
PAPERBOARD FOR SHOEBOARDS	LB				
990 U STATES	20494	4735	599491	96484	4175
	20494	4735	599491	96484	
GYPSUM BOARD LATH ROCK LATH	LB				
990 U STATES	89000	3318	569843	16267	4176
	89000	3318	569843	16267	
LINER BOARD	LB				
1 U KINGDOM			21544	1357	4177
44 BELG LUX			18384	1501	
990 U STATES	2705943	180085	20695328	1391199	
	2705943	180085	20735256	1394037	
CORRUGATING CONTAINER BOARD NOP	LB				
990 U STATES	1813720	99672	26204220	1450509	4178
	1813720	99672	26204220	1450509	
SOLID BLEACHED BOARD	LB				
990 U STATES	1644078	173308	20068336	1974428	4180
	1644078	173308	20068336	1974428	
BOOK PAPER FOR PERIODICALS	LB				
1 U KINGDOM			6775	1478	4181
990 U STATES	105902	11595	1066943	126062	
	105902	11595	1073718	127540	
BOOK PRINTING LITHO PAPER NOP	LB				
1 U KINGDOM	2451	446	72680	18100	4182
67 ITALY			2791	1186	
73 NETHRLNDS			13495	3212	
990 U STATES	230395	46556	3475376	755412	
	232846	47002	3564342	777910	
BOOK PRINTING PAPER COATED NOP	LB				
1 U KINGDOM	711	164	9338	2917	4183
990 U STATES	441414	137374	5283880	1508857	
	442125	137538	5293218	1511774	
COATED PAPERS FOR PERIODICALS	LB				
85 SWEDEN			13807	2435	4184
990 U STATES	583253	75998	6687689	875456	
	583253	75998	6701496	877891	
COVER PAPERS NOT PASTED COATED	LB				
1 U KINGDOM	7130	3838	91891	44579	4185
990 U STATES	54371	10683	581205	152941	
	61501	14521	673096	197520	
COVER PAPERS PASTED COATED	LB				
1 U KINGDOM			11407	6766	4186

IMPORTS INTO CANADA FOR CONSUMPTION

Commodities and Countries from which Imported	MONTH OF DECEMBER 1960		TWELVE MONTHS ENDED DECEMBER 1960		Class Number
	Quantities	Values (\$)	Quantities	Values (\$)	
990 U STATES	15780	7165	487859	161635	
SURFACE COATED PAPER N O P	15780	7165	499266	168401	
1 U KINGDOM	22213	12805	903937	485408	4187
54 FRANCE	160	96	675	417	
55 GERMANY W	5113	1883	61689	35316	
73 NETHRLNDS			548	241	
76 NORWAY			471	1392	
85 SWEDEN			400	223	
990 U STATES	151189	121320	2230319	1410076	
CARBON PAPER	178675	136104	3198039	1933073	
1 U KINGDOM	2386	3362	76577	86769	4188
43 AUSTRIA	522	407	20760	14031	
54 FRANCE	6831	2397	10083	3658	
990 U STATES	36876	31066	567800	359773	
WAXED PAPER FOR WRAPPING	46615	37232	675220	464231	
1 U KINGDOM			7520	3690	4190
55 GERMANY W			1979	1194	
990 U STATES	28016	9852	959322	397003	
GREASEPROOF AND GLASSINE PAPER	28016	9852	968821	401887	
990 U STATES	18098	4954	415270	121885	4191
TISSUE WRAPPING PAPER	18098	4954	415270	121885	
43 AUSTRIA			3986	733	4192
55 GERMANY W			639	250	
76 NORWAY			21592	3669	
990 U STATES	2240	480	481496	105016	
VEGETABLE PARCHMENT PAPER	2240	480	507713	109668	
1 U KINGDOM	10663	2492	89066	19374	4193
990 U STATES	11056	3969	133764	46488	
WRAPPING PAPER KRAFT	21719	6461	222830	65862	
85 SWEDEN	19972	1534	19972	1534	4195
990 U STATES	339144	36476	4071207	480834	
WRAPPING PAPER OILED COATED	359116	38010	4091179	482368	
1 U KINGDOM			21010	3699	4196
85 SWEDEN	5412	746	16253	2088	
990 U STATES	118978	48642	1413559	467428	
WRAPPING PAPER ALL KINDS N O P	124390	49388	1450822	473215	
1 U KINGDOM	20413	3700	58047	11094	4197
53 FINLAND	123558	12004	830629	85627	
76 NORWAY			111495	14407	
85 SWEDEN			1563	217	
990 U STATES	125966	28807	1721548	407639	
DUPLEX BACKING PAPER	269937	44511	2723282	518984	
990 U STATES	49398	27963	710267	358303	4198
WRAPPER SHEETS AND HEADS	49398	27963	710267	358303	
990 U STATES	352409	42753	2738349	332283	4200
BOND AND LEDGER PAPERS UN CUT	352409	42753	2738349	332283	
1 U KINGDOM	1600	1070	18014	9776	4201
55 GERMANY W			735	904	
76 NORWAY			453	506	
85 SWEDEN			172	316	
559 JAPAN			579	619	
990 U STATES	247810	42387	3445192	554394	
ENVELOPES	249410	43457	3465145	566515	
1 U KINGDOM	128	625	543	3773	4202
44 BELG LUX			9	169	
55 GERMANY W	4	141	240	1825	
67 ITALY			75	682	
73 NETHRLNDS			428	1396	
76 NORWAY			450	628	
85 SWEDEN	30	541	1199	2381	
355 ISRAEL			214	945	
990 U STATES	4651	28366	61693	345520	
ONION SKIN AND MANIFOLD PAPER	4813	29673	64851	357319	
1 U KINGDOM	916	604	12552	5566	4203
55 GERMANY W			4467	1944	
990 U STATES	100175	49625	1042002	543718	
SOXED PAPER AND PAPERETRIES	101091	50229	1059021	551228	
1 U KINGDOM	1043	688	15026	12626	4204
43 AUSTRIA			804	487	
54 FRANCE			10359	9059	
55 GERMANY W			2808	1985	
73 NETHRLNDS			1278	773	
85 SWEDEN			17801	6590	
86 SWITZRLND			6864	4812	
990 U STATES	14621	10860	264363	195928	
WASTE PAPER	15664	11548	319303	232260	
990 U STATES	50210	131125	538276	1209328	4209
ELECTRIC CABLE INSULATG PAPER	50210	131125	538276	1209328	
1 U KINGDOM			56548	12609	4210

IMPORTS INTO CANADA FOR CONSUMPTION

Commodities and Countries from which Imported	MONTH OF DECEMBER 1960		TWELVE MONTHS ENDED DECEMBER 1960		Class Number
	Quantities	Values (\$)	Quantities	Values (\$)	
55 GERMANY W	7 000	2 997	16 000	8 907	
67 ITALY			2 6073	3 727	
990 U STATES	17 2515	9 5647	29 25841	14 14182	
PHOTOGRAPHERS PAPERS	17 9515	9 8644	30 24462	14 39425	4 211
1 U KINGDOM		11 738		23 4974	
43 AUSTRIA				4807	
44 BEL G LUX		59 142		69 6354	
54 FRANCE		205		1 4147	
55 GERMANY W		24 975		56 1960	
67 ITALY		7 824		21 751	
86 SWITZRLND		642		1 2614	
990 U STATES		36 9548		36 47919	
BLOTTING PAPER NOT PRINTED		47 4074		51 94526	
1 U KINGDOM	LB		6 587	1 507	4 212
990 U STATES		2 1613	21 2759	68 221	
CIGARETTE PAPER UNGUMMED	2 1613	8 213	21 9346	69 728	
54 FRANCE	LB		3 1215	10 321	4 213
990 U STATES		28 6437	29 55134	1 354130	
CIGARETTE PAPERS IN PACKETS		12 8837	29 86349	1 364451	
1 U KINGDOM	M		71	1 213	4 215
54 FRANCE			7 700	13 9967	
990 U STATES		56	375	1 0822	
CREPE PAPER DECORATIVE ROLLS	56	681	8 146	15 2002	
990 U STATES	LB				4 216
GUMMED PAPER			11 686	3 175	
1 U KINGDOM	LB				4 217
55 GERMANY W		5 225	13 0634	38 479	
990 U STATES		19 1618	198	74	
HANGINGS OR WALL PAPER		69 954	2 385 772	10 050 43	
1 U KINGDOM	LB	19 6843	25 16604	10 43596	4 218
54 FRANCE		890	10 3112	27 265	
67 ITALY			300	590	
516 HONG KONG			1 208	473	
559 JAPAN		263	380	440	
990 U STATES		479 31	8 294	10 949	
PAPER FOR SHOT SHELLS GUN WADS		35 191	4 55892	36 9725	
990 U STATES	LB	49 084	56 9186	40 9442	4 219
PAPIERMACHE WARE N O P		5 713	4 32769	11 7869	
1 U KINGDOM	LB				4 220
55 GERMANY W			2 701	1 150	
67 ITALY			492	356	
559 JAPAN		681	1 249	841	
990 U STATES		1 3905	10 093	5 747	
PAPER DECALCOMANIA		2 429	3 30975	6 9839	
1 U KINGDOM	LB	1 4586	3 45510	7 7933	4 222
990 U STATES		5 941	13 5874	4 5978	
PAPER MATRIX FOR PRINTING		14 705	10 3411	7 3284	
1 U KINGDOM	LB	2 0646	2 39285	11 9262	4 223
73 NETHRLNDS			4 118	1 355	
990 U STATES		1 35296	5 716	1 287	
PAPER MATTING		6 7364	13 66547	62 5532	
559 JAPAN	LB		13 76381	62 8174	4 224
990 U STATES		6 785	430	591	
PAPER PHOTO BARYTA COATED		3 335	12 8560	5 7312	
1 U KINGDOM	LB		12 8990	5 7903	4 225
990 U STATES		21 4731	22 55	2 546	
SHINGLES OF PAPER OR FELT		101 427	27 38846	111 8360	
990 U STATES	LB	21 4731	27 41101	112 0906	4 226
ROOFING SHEATHING PAPER PREPRD		247		9 552	
1 U KINGDOM	LB				4 227
990 U STATES		30 1449	34 797	28 10	
TISSUE PAPER N O P		2 1810	35 77861	32 9332	
1 U KINGDOM	LB		36 12658	33 2142	4 228
55 GERMANY W			1 3056	5 068	
990 U STATES		370	370	174	
TOILET PAPER		26 074	1 382 083	26 5007	
1 U KINGDOM	LB	9 5358	1 395 509	27 0249	4 229
990 U STATES		19 1654	26 68399	32 0897	
TOWELS AND NAPKINS PLAIN		22 316	26 76429	32 2667	
49 DENMARK	LB				4 230
990 U STATES		6 6342	11 02	431	
WAXED STENCIL PAPER		13 863	10 85256	22 0236	
1 U KINGDOM	LB		10 86358	22 0667	4 231
43 AUSTRIA			50 9240	41 5682	
49 DENMARK		18 756	4 1609	21 243	
55 GERMANY W			5 457	4 028	
990 U STATES		5 998	3 367	3 366	
		6 730	5 4563	6 1495	
		29 694	61 4236	50 5814	

IMPORTS INTO CANADA FOR CONSUMPTION

Commodities and Countries from which Imported	MONTH OF DECEMBER 1960		TWELVE MONTHS ENDED DECEMBER 1960		Class Number
	Quantities	Values (\$)	Quantities	Values (\$)	
ALL KINDS OF PAPER N O P	LB				4232
1 U KINGDOM	767	207	421093	80170	
44 BELG LUX			2300	621	
54 FRANCE			4196	1529	
55 GERMANY W	89	64	6006	2331	
67 ITALY	80	92	563	334	
73 NETHRLNDS			11941	2744	
76 NORWAY			4838	1061	
559 JAPAN			3688	3133	
578 TAIWAN			3856	1655	
990 U STATES	647907	215110	8771417	3124259	
	648843	215473	9229898	3217837	
FACIAL TISSUES HANDKERCHIEFS	LB				4234
990 U STATES	187105	36338	4747748	847615	
	187105	36338	4747748	847615	
PAPER NAPKINS N O P	LB				4235
1 U KINGDOM	1966	691	56581	25061	
43 AUSTRIA			3448	1569	
49 DENMARK	1260	792	86066	38186	
55 GERMANY W	133	75	95655	48877	
73 NETHRLNDS			1781	842	
85 SWEDEN			3307	1821	
559 JAPAN	1471	817	13316	10763	
990 U STATES	34460	11831	572915	212149	
	39290	14206	833069	339268	
CARBONIZING TISSUE PAPER	LB				4236
1 U KINGDOM	2367	1715	368781	245583	
54 FRANCE			27077	8819	
990 U STATES	134684	33978	3390539	763405	
	137051	35693	3786397	1017807	
CABLE INSULATING PAPER N O P	LB				4237
1 U KINGDOM			253475	52436	
67 ITALY			64549	9690	
85 SWEDEN	29788	3455	80992	9283	
990 U STATES	20870	11157	281379	94998	
	50658	14612	680395	166407	
CASH REGISTER PAPER	LB				4238
990 U STATES	1389	641	134412	33030	
	1389	641	134412	33030	
FILTER PAPER	LB				4239
1 U KINGDOM	1315	1065	30449	15346	
54 FRANCE			424	476	
55 GERMANY W			420	64	
990 U STATES	120479	96278	1375871	1190510	
	121794	97343	1407164	1206396	
TABULATING PAPER AND STOCK	LB				4240
990 U STATES	286491	28882	3319249	347900	
	286491	28882	3319249	347900	
BAGS AND SACKS OF PAPER	LB				4241
1 U KINGDOM	265	80	5924	2312	
54 FRANCE			264	150	
55 GERMANY W	17464	10085	18346	10672	
67 ITALY			2013	576	
73 NETHRLNDS	228	68	10218	1899	
559 JAPAN			11030	2059	
990 U STATES	433858	102063	6094717	1364352	
	451815	112296	6142512	1382020	
PAPER PROTECTORS FDR PLANTS					4242
1 U KINGDOM				6274	
990 U STATES		7202		63904	
		7202		70178	
CONTAINERS PAPERBOARD N O P	LB				4243
1 U KINGDOM	688	232	246545	77591	
44 BELG LUX			5856	2350	
49 DENMARK	353	170	2519	1032	
54 FRANCE			1121	1114	
55 GERMANY W	112	53	387454	105635	
67 ITALY	3944	1364	14711	3982	
73 NETHRLNDS			2445	1398	
85 SWEDEN			1140	627	
559 JAPAN			16401	5732	
990 U STATES	793042	265538	10687604	3353042	
	798139	267357	11365796	3552503	
MILK BOTTLE CAPS OF PAPER					4244
990 U STATES		186		6144	
		186		6144	
PAPER TUBES AND CONES FOR YARN	LB				4245
1 U KINGDOM			5164	2165	
55 GERMANY W			10122	10661	
990 U STATES	35027	14870	609672	203906	
	35027	14870	624958	216732	
PAPER PATTERNS BOOT AND SHOE					4246
990 U STATES		705		11585	
		705		11585	
TWINE OR YARN OF PAPER	LB				4248
85 SWEDEN			432954	58741	
990 U STATES	38506	8199	495370	105743	
	38506	8199	928324	164484	
MANUFACTURES OF PAPER N O P					4252
1 U KINGDOM		20121		285541	
43 AUSTRIA				2524	
44 BELG LUX				2051	
49 DENMARK		2427		19175	
54 FRANCE		2846		11131	
55 GERMANY W		3180		58663	
67 ITALY				2217	

IMPORTS INTO CANADA FOR CONSUMPTION

Commodities and Countries from which Imported	MONTH OF DECEMBER 1960		TWELVE MONTHS ENDED DECEMBER 1960		Class Number
	Quantities	Values (\$)	Quantities	Values (\$)	
73 NETHRLNDS		150		17601	
85 SWEDEN		140		4136	
86 SWITZRLND		109		6291	
246 CZECHOS				768	
258 GERMANY E				2152	
516 HONG KONG		1114		3683	
559 JAPAN		3945		89219	
990 U STATES		484427		6953971	
PAPER CORES		518459		7459123	
	LB				4253
1 U KINGDOM			1071	343	
990 U STATES	284161	21333	3103509	238022	
PAPER CUPS DISHES TABLEWARE	284161	21333	3104580	238365	4254
1 U KINGDOM		285		7449	
559 JAPAN		178		1169	
990 U STATES		23306		704713	
PAPER DOILIES AND LACE PAPER		23769		713331	
	LB				4255
1 U KINGDOM	2020	1906	114538	59323	
49 DENMARK			735	487	
55 GERMANY W			626	263	
990 U STATES	39307	20364	444330	237542	
PAPER NOVELTIES FLOWERS GAMES	41327	22270	560229	297615	4256
1 U KINGDOM		2160		134131	
43 AUSTRIA				83	
49 DENMARK		657		10471	
54 FRANCE				185	
55 GERMANY W		3967		19450	
67 ITALY				1884	
73 NETHRLNDS				110	
86 SWITZRLND				118	
258 GERMANY E		69		16567	
516 HONG KONG		269		3055	
559 JAPAN		2802		70247	
990 U STATES		27035		453749	
PAPER PATTERNS N O P		36959		710050	
					4257
1 U KINGDOM				135	
54 FRANCE				465	
990 U STATES		38528		546288	
SHIPPING CONTAINERS		38528		546888	4258
	LB				
1 U KINGDOM			98007	11376	
55 GERMANY W			18658	1890	
73 NETHRLNDS			574	55	
990 U STATES	594439	75849	7812927	972195	
TRAYS FOR PACKAGING APPLES	594439	75849	7930166	985516	4259
	LB				
990 U STATES	60022	9230	1219222	179294	
PAPER MATCHES	60022	9230	1219222	179294	4260
1 U KINGDOM		58		822	
67 ITALY				15253	
559 JAPAN		154		414	
990 U STATES		25527		233979	
ADMIRALTY CHARTS MANUSCRIPTS		25739		250468	4262
1 U KINGDOM				12516	
54 FRANCE		159		3259	
86 SWITZRLND				4495	
990 U STATES		2449		60558	
BLUEPRINTS NOP AND HYDRO PLANS		2608		80828	4263
1 U KINGDOM		2705		136988	
44 BELG LUX				3596	
54 FRANCE		364		5148	
55 GERMANY W		362		3421	
73 NETHRLNDS		169		1769	
76 NORWAY				451582	
85 SWEDEN				161	
86 SWITZRLND		710		1870	
990 U STATES		135159		5360997	
MUSIC		139469		5965532	4265
1 U KINGDOM		1858		26303	
54 FRANCE		797		5937	
55 GERMANY W		358		1418	
67 ITALY		351		1756	
262 HUNGARY				110	
990 U STATES		24846		315958	
NEWSPAPER OR COMIC SECTIONS		28210		351482	4266
990 U STATES		113161		1297995	
MAGAZINES NEWSPAPERS UNBOUND		113161		1297995	4267
1 U KINGDOM		35004		297386	
44 BELG LUX				11258	
54 FRANCE		8271		81426	
55 GERMANY W		5020		59691	
59 GREECE				125	
67 ITALY		16039		139792	
73 NETHRLNDS				8239	
82 SPAIN				400	
86 SWITZRLND		50		16835	

IMPORTS INTO CANADA FOR CONSUMPTION

Commodities and Countries from which Imported	MONTH OF DECEMBER 1960		TWELVE MONTHS ENDED DECEMBER 1960		Class Number
	Quantities	Values (\$)	Quantities	Values (\$)	
516 HONG KONG		4 576		27 466	
559 JAPAN		388		4 250	
614 AUSTRALIA				216	
744 ARGENTINA				2 693	
990 U STATES		2 375 645		27 847 551	
		2 444 993		28 497 328	
PHOTOGRAPHS NEWS ILLUSTRATION					4 268
1 U KINGDOM		53		39 41	
54 FRANCE		376		4 624	
67 ITALY				6 007	
422 RHOD NYAS				424	
427 UN SO AFR		76		412	
519 INDIA				1 416	
559 JAPAN				800	
824 JAMAICA				384	
990 U STATES		817		16 504	
		1 322		34 512	
PHOTOGRAPHS CHROMOS N O P					4 269
1 U KINGDOM		14 623		15 559 0	
43 AUSTRIA				486	
44 BELG LUX		397		1 626	
49 DENMARK		764		2 571	
54 FRANCE		834		13 442	
55 GERMANY W		707		18 988	
67 ITALY		447		5 579	
73 NETHRLNDS		2 914		20 605	
82 SPAIN		59		188	
85 SWEDEN				3 300	
86 SWITZRLND		1 022		10 401	
258 GERMANY E				814	
262 HUNGARY				160	
288 YUGO SLAV				500	
427 UN SO AFR				454	
516 HONG KONG		402		2 355	
553 CHINA COM				77	
559 JAPAN		902		42 487	
614 AUSTRALIA		55		402	
874 MEXICO		76		1 325	
990 U STATES		1 568 48		26 298 31	
		1 800 50		29 111 81	
PHOTOGRAPHS FOR REPRODUCTION					4 271
1 U KINGDOM				2 619	
990 U STATES		20 132		13 269 8	
		20 132		13 531 7	
TRANSFERS DECALCOMANIA					4 272
1 U KINGDOM		124		9 706	
55 GERMANY W				58	
73 NETHRLNDS				137	
559 JAPAN				794	
990 U STATES		21 503		28 525 5	
		21 627		29 595 0	
PAPER FOR DUPLICATING MACHINES	LB				4 290
1 U KINGDOM			2855	2 419	
990 U STATES	11 441 5	61 679	118 535 3	56 657 9	
	11 441 5	61 679	118 820 8	56 899 8	
ADVERTISING AND PRINTED MATTER	LB				4 291
1 U KINGDOM	32 100	40 083	52 423 4	58 525 8	
43 AUSTRIA			1 170	996	
44 BELG LUX	101	168	6 206	4 048	
49 DENMARK	1 348	771	5 899	7 178	
54 FRANCE	5 637	5 285	51 082	49 605	
55 GERMANY W	61 547	45 580	447 456	328 054	
64 IRELAND			1 634	1 451	
67 ITALY	2 312	1 300	3 604 1	3 117 9	
73 NETHRLNDS	7 195	5 978	70 838	67 712	
76 NORWAY	95	143	345	613	
82 SPAIN			528	1 119	
85 SWEDEN	1 799	1 626	3 318 7	3 360 5	
86 SWITZRLND	7 682	6 892	56 031	50 646	
246 CZECHO S			541	525	
258 GERMANY E			67	60	
277 POLAND			1 118	967	
287 U S S R			664	685	
516 HONG KONG	2899	3 246	5928	5 615	
559 JAPAN	3 477	1 427	27 093	18 193	
614 AUSTRALIA			2 897	4 158	
874 MEXICO	84	84	402	410	
990 U STATES	52 918 1	58 815 6	830 456 4	820 201 6	
	65 545 7	70 073 9	957 792 5	939 409 3	
PRINTED MATTER N O P					4 292
1 U KINGDOM		24 818		22 143 6	
43 AUSTRIA				90	
44 BELG LUX				10 38	
49 DENMARK		60		229	
54 FRANCE		316		5 612	
55 GERMANY W		774		22 382	
67 ITALY				27 13	
73 NETHRLNDS		359		13 509	
76 NORWAY				893	
85 SWEDEN		160		1253	
86 SWITZRLND		85		13 146	
277 POLAND				358	
516 HONG KONG		538		1 208	
559 JAPAN		624		10 285 9	
614 AUSTRALIA				135	
824 JAMAICA		434		434	

IMPORTS INTO CANADA FOR CONSUMPTION

Commodities and Countries from which Imported	MONTH OF DECEMBER 1960		TWELVE MONTHS ENDED DECEMBER 1960		Class Number
	Quantities	Values (\$)	Quantities	Values (\$)	
990 U STATES		311022		3729966	
CAROS FOR PLAYING	PACK	339190		4117261	4293
1 U KINGDOM	4014	1597	17132	7149	
43 AUSTRIA	8212	1998	65697	17151	
44 BELG LUX	2250	388	18014	4466	
49 DENMARK			2113	523	
55 GERMANY W	216	56	3066	745	
67 ITALY	3125	751	18789	4958	
73 NETHRLNDS			800	200	
86 SWITZRLND			1152	449	
262 HUNGARY			1560	115	
559 JAPAN	200	60	5764	909	
990 U STATES	9570	8813	1086693	300918	
HAND MADE DRAWINGS OR DESIGNS	27587	13663	1220780	337583	4294
1 U KINGDOM				2207	
54 FRANCE				497	
55 GERMANY W		802		1152	
990 U STATES		6276		57139	
LABELS TAGS TICKETS		7078		60995	4295
1 U KINGDOM		2517		72780	
44 BELG LUX				87	
49 DENMARK				827	
54 FRANCE		139		1959	
55 GERMANY W				4255	
67 ITALY				812	
73 NETHRLNDS		260		5418	
85 SWEDEN				292	
86 SWITZRLND				75	
559 JAPAN		3077		18623	
614 AUSTRALIA		447		1126	
990 U STATES		84654		1333739	
PICTORIAL POST CARDS FOLDERS		91094		1439993	4296
1 U KINGDOM	LB 3081	4399	45406	39958	
43 AUSTRIA			29	73	
44 BELG LUX			2776	2911	
49 DENMARK	175	177	13215	12295	
54 FRANCE	1670	1773	6075	7805	
55 GERMANY W	3169	2574	31507	34774	
59 GREECE			76	76	
67 ITALY	50	66	6222	6288	
73 NETHRLNDS			2119	3516	
82 SPAIN			3159	2581	
85 SWEDEN			99	116	
86 SWITZRLNO	3750	4375	5339	7082	
355 ISRAEL			2003	3752	
516 HONG KONG	618	673	2378	1994	
559 JAPAN	75	80	5285	3196	
990 U STATES	89472	95147	1838144	1698828	
BIBLES PRAYER BOOKS HYMN BOOKS	102060	109264	1963832	1825245	4301
1 U KINGDOM		30964		438093	
43 AUSTRIA				1381	
44 BELG LUX		34432		385128	
49 DENMARK				1776	
54 FRANCE		80239		279604	
55 GERMANY W		1777		31200	
59 GREECE				385	
64 IRELAND				235	
67 ITALY		10136		86909	
73 NETHRLNDS		431		5408	
82 SPAIN		1683		15966	
86 SWITZRLNO		50		3265	
246 CZECHO S		678		678	
355 ISRAEL		464		6463	
516 HONG KONG		876		3512	
559 JAPAN				7754	
614 AUSTRALIA				143	
622 NEW ZEAL				2000	
874 MEXICO		273		373	
990 U STATES		264504		3406423	
BLANK BOOKS RULED OR PLAIN		426507		4676696	4302
1 U KINGDOM		3022		19448	
55 GERMANY W				1130	
73 NETHRLNDS		143		308	
559 JAPAN		266		8142	
990 U STATES		3641		41465	
BOOKS OVER 12 YEARS OLD		7072		70493	4303
1 U KINGDOM				5489	
59 GREECE				50	
990 U STATES		50		5810	
TEXT BOOKS FOR SCHOOLS COLLEGE		50		11349	4305
1 U KINGDOM		11541		214557	
44 BELG LUX		301		15695	
49 DENMARK				530	
54 FRANCE		12028		117962	
55 GERMANY W		111		1682	
59 GREECE				3619	
67 ITALY		210		2746	
73 NETHRLNDS		259		18164	

IMPORTS INTO CANADA FOR CONSUMPTION

Commodities and Countries from which Imported	MONTH OF DECEMBER 1960		TWELVE MONTHS ENDED DECEMBER 1960		Class Number
	Quantities	Values (\$)	Quantities	Values (\$)	
82 SPAIN		361		361	
85 SWEDEN				360	
86 SWITZRLND		950		3149	
355 ISRAEL				100	
559 JAPAN				834	
614 AUSTRALIA				1188	
990 U STATES		609935		11710776	
		635696		12091723	
BOOKS NOVELS FICTION					
1 U KINGDOM		2648		85237	4306
990 U STATES		17108		116109	
		19756		201346	
BOOKS SCIENCE FOR LIBRARIES					
1 U KINGDOM		46640		561831	4307
43 AUSTRIA				894	
44 BELG LUX		350		13557	
49 DENMARK		320		3418	
53 FINLAND				140	
54 FRANCE		3374		47042	
55 GERMANY W		9563		46582	
64 IRELAND		137		1192	
67 ITALY		469		7669	
73 NETHRLNDS		912		28342	
78 PORTUGAL				1360	
82 SPAIN				310	
85 SWEDEN				2957	
86 SWITZRLND		3344		26626	
246 CZECHO S				320	
287 U S S R		153		951	
519 INDIA				2995	
559 JAPAN		1267		2842	
614 AUSTRALIA				657	
622 NEW ZEAL				1143	
990 U STATES		691019		8711312	
		757548		9462140	
BOOKS GOVERNMENT ASSOCIATION					
1 U KINGDOM		3190		91161	4308
43 AUSTRIA		1022		4310	
44 BELG LUX				2658	
49 DENMARK				170	
54 FRANCE		2356		25941	
55 GERMANY W		299		7313	
64 IRELAND		433		727	
67 ITALY		2120		28366	
73 NETHRLNDS		211		12354	
82 SPAIN		60		525	
86 SWITZRLND				1776	
427 UN SO AFR				150	
513 CEYLON				800	
516 HONG KONG				1437	
519 INDIA		1062		1777	
556 INDONESIA				500	
559 JAPAN		965		5141	
614 AUSTRALIA		506		643	
716 B GUIANA		100		600	
824 JAMAICA				289	
874 MEXICO				770	
990 U STATES		21006		388039	
		33330		575447	
FREIGHT RATES FOR RAILWAYS					
1 U KINGDOM		725		9174	4309
54 FRANCE				2572	
55 GERMANY W				468	
67 ITALY				219	
73 NETHRLNDS				341	
82 SPAIN				130	
86 SWITZRLND				77	
614 AUSTRALIA				821	
990 U STATES		4940		83761	
		5665		97563	
BOOKS PRINTED PERIODICALS NOP					
1 U KINGDOM		242863		2596171	4310
43 AUSTRIA				213	
44 BELG LUX				775	
53 FINLAND				68	
54 FRANCE		303		37794	
55 GERMANY W		678		9574	
67 ITALY				2690	
73 NETHRLNDS		1141		6502	
85 SWEDEN		439		7235	
86 SWITZRLND				2964	
246 CZECHO S				2649	
262 HUNGARY				599	
277 POLAND				400	
287 U S S R		55		1460	
427 UN SO AFR				698	
553 CHINA COM		80		80	
559 JAPAN		105		5990	
614 AUSTRALIA				508	
990 U STATES		732339		8844074	
		978003		11520444	
BOOKS EXCEPT ENGLISH LANGUAGE					
1 U KINGDOM		1137		55113	4311
43 AUSTRIA		975		2420	
44 BELG LUX		37491		384400	
49 DENMARK		340		489	

IMPORTS INTO CANADA FOR CONSUMPTION

Commodities and Countries from which Imported	MONTH OF DECEMBER 1960		TWELVE MONTHS ENDED DECEMBER 1960		Class Number
	Quantities	Values (\$)	Quantities	Values (\$)	
53 FINLAND		168		1802	
54 FRANCE		391475		3640650	
55 GERMANY W		12512		152490	
59 GREECE		260		1051	
67 ITALY		1323		53345	
73 NETHRLNDS		23903		90362	
76 NORWAY				113	
82 SPAIN				118	
85 SWEDEN		1450		9923	
86 SWITZRLND		3498		32226	
245 BULGARIA				381	
246 CZECHO S		54		309	
262 HUNGARY		1060		16483	
277 POLAND		153		153	
287 U S S R		368		4825	
288 YUGO SLAV				83	
355 ISRAEL				1230	
516 HONG KONG		257		1672	
559 JAPAN				3762	
990 U STATES		27479		398373	
		503903		4851773	

Commodities and Countries from which Imported	MONTH OF DECEMBER 1960		TWELVE MONTHS ENDED DECEMBER 1960		Class Number
	Quantities	Values (\$)	Quantities	Values (\$)	
GROUP 5					
IRON AND ITS PRODUCTS					
IRON ORE		TON			5001
1 U KINGDOM			11	872	
752 BRAZIL	13397	131892	175729	1606273	
785 VENEZUELA	17248	137957	17248	137957	
990 U STATES	884	8762	4863360	46625201	
	31529	278611	5056348	48370303	
FERRO TUNGSTEN		CWT			5010
1 U KINGDOM	43	3662	9760	541445	
990 U STATES			47	2075	
	43	3662	9807	543520	
PIG IRON FOR AGRIC IMPLEMENTS		TON			5011
PIG IRON N O P		TON			5012
1 U KINGDOM			88	4681	
82 SPAIN			4480	210930	
614 AUSTRALIA			795	45987	
990 U STATES			3218	255008	
			8581	516606	
FERRO MANG UNDER		CWT			5013
1 PC SILICON			1943	15938	
1 U KINGDOM			36853	335063	
54 FRANCE			202272	1310580	
427 UN SO AFR	90272	606586	19641	257455	
559 JAPAN	1132	14857	49194	467365	
990 U STATES	1336	14194			
	92740	635637	309903	2386401	
SILICO MANG OVER		CWT			5014
1 PC SILICON			2444	15900	
76 NORWAY			13996	115933	
559 JAPAN	2646	16896	1020	10348	
755 CHILE			29856	340358	
990 U STATES	2253	27511	47316	482539	
	4899	44407			
FERRO SILICON		CWT			5015
54 FRANCE	2203	37559	40739	379996	
55 GERMANY W			6064	52156	
76 NORWAY			1120	7748	
86 SWITZRLND			7716	63885	
427 UN SO AFR			2400	12725	
990 U STATES	2745	38671	19351	321930	
	4948	76230	77390	838440	
ALLOYS N O P FOR MFR OF STEEL		CWT			5018
1 U KINGDDM	93	14039	945	51357	
43 AUSTRIA			419	55252	
54 FRANCE			5708	115936	
55 GERMANY W			1438	104789	
76 NORWAY			11138	155866	
85 SWEDEN			700	10623	
287 U S S R			2084	194175	
422 RHOD NYAS	5539	105309	13666	261383	
559 JAPAN	3016	50715	31530	550892	
990 U STATES	2792	67290	125416	3111705	
	11440	237353	193044	4611978	
PRIMARY IRON N O P		TON			5019
85 SWEDEN			55	5786	
874 MEXICO			6	500	
990 U STATES	42	9177	514	103783	
	42	9177	575	110069	
INGOTS CARBON STEEL		TON			5023
990 U STATES	41	5865	21179	1767079	
INGOTS ALLOY STEEL		TON			5025
990 U STATES	76	52039	2126	560122	
	76	52039	2126	560122	
BLOOMS BILLETS CARBON STEEL		TON			5027
1 U KINGDOM			57	6107	
990 U STATES	101	10756	5362	530147	
	101	10756	5419	536254	
BLOOMS BILLETS ALLOY STEEL		TON			5029
1 U KINGDOM	6	2485	170	74141	
43 AUSTRIA			21	9811	
54 FRANCE			134	110545	
85 SWEDEN			1	433	
990 U STATES	91	88699	1646	914541	
	97	91184	1972	1109471	
CAST SCRAP		TON			5031
954 ST PIERRE			165	3362	
990 U STATES	5816	119830	107611	2859072	
	5816	119830	107776	2862434	
WROUGHT SCRAP		TON			5032
1 U KINGDOM	1427	28549	1570	31298	
990 U STATES	23006	611119	478703	15686045	
	24433	639668	480273	15717343	
TIN PLATE SCRAP		TON			5033
990 U STATES			514	17800	
			514	17800	
AXLES FOR RAILWAY VEHICLES					5041
990 U STATES		5280		35343	
		5280		35343	
AXLES FOR VEHICLES N O P					5042
1 U KINGDOM		388		4754	

IMPORTS INTO CANADA FOR CONSUMPTION

Commodities and Countries from which Imported	MONTH OF DECEMBER 1960		TWELVE MONTHS ENDED DECEMBER 1960		Class Number
	Quantities	Values (\$)	Quantities	Values (\$)	
55 GERMANY W				1643	
990 U STATES		42287		398815	
AXLES N O P		42675		405212	5043
43 AUSTRIA				2838	
990 U STATES		13759		104062	
CASTINGS FOR AGRIC IMPLEMENTS		13759		106900	
990 U STATES					5044
INGOT MOULDS FOR STEEL					
1 U KINGDOM				199300	5045
990 U STATES		54384		955982	
MOULDS N O P		54384		1155282	5046
1 U KINGDOM		907		9439	
44 BELG LUX				15147	
54 FRANCE		204		1337	
55 GERMANY W				910	
67 ITALY				228	
85 SWEDEN				20181	
990 U STATES		1445		425803	
CASTINGS MALLEABLE N O P ROUGH		3466		473045	5047
1 U KINGDOM	CWT				
990 U STATES			101	1286	
	1442	35346	23406	611041	
CASTINGS NONMALLEABLE N O P RGH	CWT				5048
1 U KINGDOM			1	55	
990 U STATES		22028	26664	499089	
	1302	22028	26665	499144	
CASTINGS OF STEEL N O P ROUGH	CWT				5049
1 U KINGDOM			628	16909	
44 BELG LUX			24	1937	
76 NORWAY			1099	36809	
86 SWITZRLND			255	17519	
990 U STATES		63631	56739	1378066	
	2793	63631	58745	1451240	
FORGINGS N O P					5050
1 U KINGDOM		1036		144601	
43 AUSTRIA				2339	
54 FRANCE				7202	
55 GERMANY W				33897	
67 ITALY		35764		35764	
85 SWEDEN		1364		8987	
559 JAPAN				1509	
990 U STATES		104977		1190749	
		143141		1425048	
FORGINGS HOLLOW AND 20 TONS					5051
1 U KINGDOM		15373		257943	
55 GERMANY W				103542	
67 ITALY		50364		110157	
990 U STATES		5414		88602	
		71151		560244	
PISTON RING CASTINGS ROUGH					5052
1 U KINGDOM		388		5348	
990 U STATES		6540		81045	
		6928		86393	
CASTINGS FOR RAILWAY VEHICLES					5054
TIRES STEEL ROUGH RAILWAY	CWT				5055
1 U KINGDOM			541	8858	
990 U STATES		2205	1979	22835	
	134	2205	2520	31693	
STEEL WHEELS FOR RAILWAYS					5057
1 U KINGDOM		52402		1178177	
990 U STATES		2837		199486	
		55239		1377663	
FORGED GOLF CLUB HEADS	NO				5058
990 U STATES		88	46382	18873	
	185	88	46382	18873	
SEMI FINISHED PISTON CASTINGS					5059
990 U STATES		5911		35183	
		5911		35183	
CONCRETE REINFORCING BARS	CWT				5070
1 U KINGDOM			1003	5293	
44 BELG LUX		8740	329792	1543928	
54 FRANCE		11237	50325	507399	
55 GERMANY W		12455	58446	362917	
76 NORWAY			687	3034	
559 JAPAN		7969	143914	677371	
990 U STATES			1506	15229	
	40401	185535	666220	3115171	
BARS CARBON STEEL H R N O P	CWT				5071
1 U KINGDOM		519	4628	68121	477955
43 AUSTRIA				154	2394
44 BELG LUX		19041	95030	243129	1195304
54 FRANCE		3026	13831	33393	160731
55 GERMANY W		880	5228	18431	90800
85 SWEDEN		54	615	6563	126734
559 JAPAN		3502	17513	32062	158443
614 AUSTRALIA				7943	48164
990 U STATES		31882	259825	448872	3576571
	58904	396670	858668	5837026	
BARS ALLOY STEEL HOT ROLLED	CWT				5075
1 U KINGDOM		954	28650	18031	426270

IMPORTS INTO CANADA FOR CONSUMPTION

Commodities and Countries from which Imported	MONTH OF DECEMBER 1960		TWELVE MONTHS ENDED DECEMBER 1960		Class Number
	Quantities	Values (\$)	Quantities	Values (\$)	
DIAMOND DRILLS CORE DRILLS					5470
1 U KINGDOM		25238		320220	
55 GERMANY W				18036	
85 SWEDEN				561	
990 U STATES		13334		282241	
		38572		621058	
MINE LOADING MACH CONVEYDRS					5471
1 U KINGDOM		13906		666809	
55 GERMANY W				23917	
85 SWEDEN		651		85257	
990 U STATES		1221905		9322868	
		1236462		10098851	
MACHINERY ALLUVIAL MINING					5473
990 U STATES		5370		205993	
		5370		205993	
MACHINERY ORE HANDLING					5474
990 U STATES				16988	
				16988	
MACHINERY ORE CONCENTRATION					5475
1 U KINGDOM		3261		68067	
44 BELG LUX				3113	
55 GERMANY W		105		567	
990 U STATES		26232		1010542	
		29598		1082289	
MACHINERY METAL REFINING					5476
1 U KINGDOM		159		10699	
54 FRANCE				47238	
55 GERMANY W				78625	
67 ITALY				82206	
86 SWITZRLND				2269	
990 U STATES		10397		464668	
		10556		685705	
ORE CRUSHERS GRINDING MILLS					5477
1 U KINGDOM		861		288768	
44 BELG LUX				3958	
54 FRANCE				73065	
55 GERMANY W				69293	
67 ITALY				2003	
427 UN SD AFR				3036	
990 U STATES		73148		1946791	
		74009		2386914	
COAL CUTTERS AUGERS DRILLS					5478
1 U KINGDOM		22285		83330	
55 GERMANY W				1253	
990 U STATES		7060		88415	
		29345		172998	
PUMPS PREC METAL EXTRACTION					5480
54 FRANCE				2729	
990 U STATES		11759		185661	
		11759		188390	
ROCK DRILLS AND PARTS	NO				5481
1 U KINGDOM	32	16669	283	303155	
53 FINLAND			30	13843	
85 SWEDEN	17	15132	231	255308	
427 UN SD AFR		928		42205	
990 U STATES	15	119554	371	1664499	
	64	152283	915	2279010	
WELL DRILLING MACHINERY					5482
1 U KINGDOM		5746		445751	
44 BELG LUX		2967		2967	
55 GERMANY W		790		7748	
67 ITALY				3228	
85 SWEDEN				16122	
559 JAPAN		98		1802	
990 U STATES		2456433		35355924	
		2466034		35833542	
ADDING MACHINES AND PARTS	NO				5500
1 U KINGDOM	37	2240	1190	216699	
54 FRANCE			925	123707	
55 GERMANY W	25	9387	1678	189660	
67 ITALY	120	30502	3155	341405	
76 NORWAY	415	22253	1609	80985	
85 SWEDEN	182	20561	2062	153123	
86 SWITZRLND				133	
990 U STATES	815	150500	5881	1389718	
	1594	235443	16500	2495430	
BOOKKEEPING MACHINES AND PARTS	NO				5501
1 U KINGDOM		20398	519	600243	
49 DENMARK			1046	27669	
54 FRANCE			2	466	
55 GERMANY W	55	25236	900	476976	
67 ITALY	20	7285	4756	1251671	
73 NETHRLNDS	16	3494	169	37299	
85 SWEDEN	34	4189	886	153058	
86 SWITZRLND	69	9272	267	30462	
258 GERMANY E			12	6321	
785 VENEZUELA				4854	
990 U STATES	600	1732726	4594	20649940	
	794	1802600	13151	23238959	
CASH REGISTERS					5502
1 U KINGDOM				1159	
55 GERMANY W		5963		58147	
76 NORWAY		569		20427	
85 SWEDEN		36985		535220	
990 U STATES		59589		639912	
		103106		1254865	

IMPORTS INTO CANADA FOR CONSUMPTION

Commodities and Countries from which Imported	MONTH OF DECEMBER 1960		TWELVE MONTHS ENDED DECEMBER 1960		Class Number	
	Quantities	Values (\$)	Quantities	Values (\$)		
SEWING MACH ATTACHMNTS DOMESTIC					5446	
1 U KINGDOM		5398		152206		
55 GERMANY W				410		
67 ITALY				122		
86 SWITZRLND		295		5281		
559 JAPAN		2347		21991		
990 U STATES		19474		259318		
		27514		439328		
SEWING MACHINE PARTS DOMESTIC						5447
1 U KINGDOM		38452		525034		
49 DENMARK				88		
55 GERMANY W		930		20922		
67 ITALY		269		2022		
85 SWEDEN				260		
86 SWITZRLND		402		6701		
246 CZECHO S				1157		
258 GERMANY E		278		505		
288 YUGO SLAV				2180		
559 JAPAN		1326		15097		
990 U STATES		35099		515633		
		76756		1089599		
CLOTHES DRYERS DOMESTIC ELECTR	NO				5448	
1 U KINGDOM	102	4699	1983	82462		
55 GERMANY W	40	1426	516	20283		
85 SWEDEN			2	74		
990 U STATES	3712	445693	25044	3826628		
	3854	451818	27545	3929447		
WATER PUMPS DOMESTIC	NO				5449	
1 U KINGDOM			2644	25509		
43 AUSTRIA			11	1856		
246 CZECHO S			504	2103		
990 U STATES	19	2347	445	31323		
	19	2347	3604	60791		
WASHING MACHINES ELECTRIC	NO				5450	
1 U KINGDOM	78	5575	253	20722		
54 FRANCE	8	1196	13	1672		
85 SWEDEN			2	296		
990 U STATES	3611	548671	40510	5750670		
	3697	555442	40778	5773360		
WASHING MACHINES N O P	NO				5451	
990 U STATES			522	127376		
			522	127376		
WASHING MACHINE PARTS					5453	
1 U KINGDDM		136		2072		
990 U STATES		451924		5236830		
		452060		5238902		
IRONERS DOMESTIC ELEC AND PTS	NO				5454	
990 U STATES	1	410	532	21218		
	1	410	532	21218		
ARTICLES FOR SMELTING IRON					5461	
1 U KINGDOM				86907		
55 GERMANY W				719874		
76 NORWAY				103662		
85 SWEDEN				11617		
990 U STATES		69942		1261578		
		69942		2183638		
BLOWERS SMELTING APPARATUS					5462	
44 BELG LUX				9717		
54 FRANCE				382		
67 ITALY				980		
86 SWITZRLND		8110		34367		
990 U STATES		30526		453654		
		38636		499100		
BUDDLES VANNERS SLIME TABLES					5463	
990 U STATES		585		634767		
		585		634767		
CHOCK RELEASE APPARATUS					5465	
1 U KINGDOM		4062		12185		
		4062		12185		
COAL HEADING MACHINES					5466	
55 GERMANY W				12062		
67 ITALY				2625		
990 U STATES		11230		140403		
		11230		155090		
MINERS LAMPS AND ACCESSORIES					5467	
1 U KINGDOM		635		26692		
55 GERMANY W				265		
85 SWEDEN				2332		
990 U STATES		45256		520154		
		45891		549443		
AMALGAM SAFES ORE SAMPLERS					5468	
1 U KINGDOM		5830		36127		
55 GERMANY W				3123		
990 U STATES		45540		711418		
		51370		750668		
SUNDRY METALLURGICAL APPARATUS					5469	
1 U KINGDOM		5194		354190		
54 FRANCE		21129		62148		
55 GERMANY W		1550		390176		
67 ITALY				36035		
76 NORWAY		412		214006		
85 SWEDEN				3845		
86 SWITZRLND				2936		
990 U STATES		197303		5050832		
		225588		6114168		

IMPORTS INTO CANADA FOR CONSUMPTION

Commodities and Countries from which Imported	MONTH OF DECEMBER 1960		TWELVE MONTHS ENDED DECEMBER 1960		Class Number
	Quantities	Values (\$)	Quantities	Values (\$)	
990 U STATES		8649		117934	
FISH HOOKS COMMERCIAL		20547		372408	
1 U KINGDOM		171		2049	5421
76 NORWAY		1032		52387	
559 JAPAN		211		1402	
990 U STATES		1395		19247	
HARDWARE N O P		2809		75085	
1 U KINGDOM		47733		561705	5422
43 AUSTRIA				4644	
49 DENMARK				243	
54 FRANCE				810	
55 GERMANY W		2642		119422	
67 ITALY		7463		10707	
73 NETHRLNDS				54107	
76 NORWAY				240	
85 SWEDEN		8985		65614	
246 CZECHO S				3435	
516 HONG KONG				3426	
559 JAPAN		1643		55346	
614 AUSTRALIA				347	
990 U STATES		317339		4183484	
LOCKS OF IRON OR STEEL		385805		5063530	
1 U KINGDOM		2039		41549	5423
43 AUSTRIA				3417	
49 DENMARK		161		353	
55 GERMANY W		7700		42547	
67 ITALY				5133	
85 SWEDEN		55		830	
86 SWITZRLND				1078	
246 CZECHO S				2657	
262 HUNGARY				503	
516 HONG KONG				3950	
553 CHINA CDM				318	
559 JAPAN				3433	
990 U STATES		62559		880297	
SKATES ICE AND PARTS	PAIR	72514		986067	
1 U KINGDOM	124	973	30497	52786	5425
43 AUSTRIA			32	235	
55 GERMANY W	12	130	12	130	
85 SWEDEN			800	1592	
990 U STATES	320	608	2910	5713	
SKATES ROLLER AND PARTS	PAIR	456	1711	34251	60456
1 U KINGDOM			1391	2453	5426
516 HONG KONG			600	352	
559 JAPAN			6232	3655	
990 U STATES	1014	3785	16560	57580	
CARPET SWEEPERS	NO	1014	3785	24783	64040
1 U KINGDOM	132	409	2120	8627	5441
85 SWEDEN			1000	1354	
886 P RICO	460	3945	2660	22697	
990 U STATES	582	3384	10706	60436	
CLEANERS ELECTRIC VACUUM	NO	1174	7738	16486	93114
1 U KINGDOM	33	966	8077	203282	5442
49 DENMARK			314	11995	
55 GERMANY W	72	2378	1097	34675	
67 ITALY	50	1621	100	2601	
73 NETHRLNDS	696	14468	8309	173481	
85 SWEDEN	50	3419	250	17023	
990 U STATES	9082	331308	96029	3520240	
CLEANERS HAND VACUUM AND PARTS		9983	354160	114176	3963997
1 U KINGDOM			48900	596438	5443
49 DENMARK				469	
55 GERMANY W				7358	
73 NETHRLNDS		54		3084	
85 SWEDEN		5832		15512	
559 JAPAN				12034	
824 JAMAICA				72	
990 U STATES		125780		2035885	
CLOTHES WRINGERS DOMESTIC		180566		2670852	
990 U STATES		5161		129491	5444
SEWING MACHINES DOMESTIC	NO	5161		129491	
1 U KINGDOM	2500	39742	12904	246072	5445
53 FINLAND			2	188	
54 FRANCE	1100	33892	5013	156623	
55 GERMANY W	237	19889	2400	215845	
67 ITALY			1349	68151	
73 NETHRLNDS			5	440	
82 SPAIN			1050	22624	
85 SWEDEN	215	15567	608	40643	
86 SWITZRLND	400	25798	5836	415042	
246 CZECHO S			2386	83133	
519 INDIA			641	9462	
559 JAPAN	6308	145534	81895	1792415	
614 AUSTRALIA			1	60	
990 U STATES	4421	133903	33359	2074440	
	15181	414325	147449	5125138	

Commodities and Countries from which Imported	MONTH OF DECEMBER 1960		TWELVE MONTHS ENDED DECEMBER 1960		Class Number	
	Quantities	Values (\$)	Quantities	Values (\$)		
516 HONG KONG			2464	13559		
553 CHINA COM	100	588	1836	10056		
559 JAPAN	9882	75894	81582	622726		
990 U STATES	812	13847	9392	176794		
NAILS BRADS AND SPIKES N O P	15414	124154	256857	1934998		
1 U KINGDOM	LB		66291	15209	5395	
55 GERMANY W			17073	6325		
559 JAPAN			16812	3621		
990 U STATES	7123	3652	239053	84306		
HAND SEWING NEEDLES	7123	3652	339229	109461		
1 U KINGDOM		804		55325	5400	
55 GERMANY W		674		5083		
246 CZECHO S		400		1520		
516 HONG KONG				855		
559 JAPAN		312		2507		
990 U STATES		417		4627		
SPRING BEARD AND LATCH NEEDLES		2607		69917		
1 U KINGDOM	M	99	3343	1155	38315	5401
54 FRANCE		2	217	12	766	
55 GERMANY W		21	1048	244	11591	
85 SWEDEN				5	388	
86 SWITZRLND		32	2297	398	31017	
246 CZECHO S				10	350	
990 U STATES		247	14965	4122	251686	
NEEDLES N O P		401	21870	5946	334113	
1 U KINGDOM			14411		297010	5402
44 BELG LUX			140		20046	
54 FRANCE			111		229	
55 GERMANY W			8120		77706	
67 ITALY			1328		14223	
73 NETHRLNDS			192		2467	
86 SWITZRLND			1082		5298	
246 CZECHO S					4879	
516 HONG KONG					1217	
559 JAPAN			4231		22244	
990 U STATES			13041		187778	
PINS N O P			42656		633097	
1 U KINGDOM	LB	36361	30173	420956	356657	5403
54 FRANCE		735	462	2741	2212	
55 GERMANY W		1548	1884	27740	20610	
246 CZECHO S				29689	12450	
516 HONG KONG				300	82	
559 JAPAN		188	333	5862	6092	
990 U STATES		3503	7525	40811	77574	
PINS FOR MARKING SYSTEMS		42335	40377	528099	475677	
1 U KINGDOM	LB			21	118	5404
990 U STATES		4094	5646	25576	43491	
NUTS AND BOLTS WASHERS RIVETS		4094	5646	25597	43609	
1 U KINGDOM	LB	51626	16730	4249728	860260	5411
43 AUSTRIA		5798	896	113362	25560	
44 BELG LUX		8457	1346	548351	675666	
54 FRANCE		70558	9675	1177155	155378	
55 GERMANY W		19786	6497	787928	203208	
67 ITALY		1079	574	67376	18555	
73 NETHRLNDS		5582	639	145465	27291	
85 SWEDEN		2876	951	753340	143321	
86 SWITZRLND		51	61	1699	3467	
288 YUGO SLAV				5999	907	
355 ISRAEL				2700	674	
516 HONG KONG				5589	751	
559 JAPAN		39022	7050	711552	113894	
990 U STATES		665025	322997	8509945	4278744	
MACHINE AND OTHER SCREWS N O P		869860	367416	17080189	5899576	
1 U KINGDOM			1552		218581	5412
43 AUSTRIA			327		4320	
44 BELG LUX			365		18561	
54 FRANCE					8458	
55 GERMANY W			464		49024	
67 ITALY					10482	
73 NETHRLNDS					7276	
85 SWEDEN					35335	
86 SWITZRLND					983	
516 HONG KONG					749	
559 JAPAN			7369		66497	
990 U STATES			161855		2278175	
WOOD SCREWS OF IRON OR STEEL			171932		2698441	
1 U KINGDOM			1794		24226	5413
43 AUSTRIA			543		31167	
44 BELG LUX			2731		5540	
55 GERMANY W			3866		49585	
73 NETHRLNDS					434	
85 SWEDEN			2679		35970	
246 CZECHO S					436	
355 ISRAEL					4397	
516 HONG KONG			182		2017	
559 JAPAN			103		97833	
886 P RICO					2869	

IMPORTS INTO CANADA FOR CONSUMPTION

Commodities and Countries from which Imported	MONTH OF DECEMBER 1960		TWELVE MONTHS ENDED DECEMBER 1960		Class Number
	Quantities	Values (\$)	Quantities	Values (\$)	
SAFETY RAZOR BLADES	DOZ				5374
1 U KINGDOM	3471	363	1064448	161624	
49 DENMARK	1667	239	57915	2483	
55 GERMANY W	25667	1314	218875	10835	
64 IRELAND			130832	5365	
85 SWEDEN	667	303	7333	598	
355 ISRAEL			108333	4083	
990 U STATES	209235	14277	2883520	207781	
	240707	16496	4471256	392769	
SCISSORS AND SHEARS N O P					5375
1 U KINGDOM		11809		173912	
43 AUSTRIA				402	
54 FRANCE				3313	
55 GERMANY W		25415		390104	
67 ITALY		4934		62403	
73 NETHRLNDS				629	
86 SWITZRLND				84	
516 HONG KONG				307	
527 PAKISTAN		2035		14116	
559 JAPAN		9470		83700	
990 U STATES		28039		377358	
		81702		1106328	
OTHER KNIVES N O P					5376
1 U KINGDOM		2538		48114	
43 AUSTRIA				673	
49 DENMARK		237		1496	
53 FINLAND		108		333	
54 FRANCE		59		8831	
55 GERMANY W		4585		152724	
67 ITALY		857		3024	
85 SWEDEN		1355		14194	
86 SWITZRLND				4806	
516 HONG KONG		78		959	
519 INDIA		304		1323	
559 JAPAN		1752		63595	
990 U STATES		8324		102945	
		20197		403017	
SPOONS					5377
1 U KINGDOM		1567		24150	
43 AUSTRIA		99		2884	
49 DENMARK		431		8552	
53 FINLAND				793	
55 GERMANY W		2984		30170	
67 ITALY				1430	
73 NETHRLNDS		402		9809	
76 NORWAY				122	
85 SWEDEN		236		6593	
559 JAPAN		23241		299467	
990 U STATES		1378		30384	
		30338		414354	
KNIVES BUTCHER AND KITCHEN					5378
1 U KINGDOM		6369		142950	
43 AUSTRIA				4801	
49 DENMARK				597	
54 FRANCE		2397		30178	
55 GERMANY W		5911		103526	
67 ITALY				137	
73 NETHRLNDS				1089	
85 SWEDEN				5401	
86 SWITZRLND		6341		17256	
516 HONG KONG				569	
559 JAPAN		8588		128009	
990 U STATES		11291		148585	
		40897		583098	
HINGES AND BUTTS	LB				5381
1 U KINGDOM	35089	7369	349938	80802	
44 BELG LUX	1036	307	22607	7766	
55 GERMANY W	24042	5441	233669	60100	
67 ITALY	10240	1788	14299	2945	
73 NETHRLNDS			1572	431	
85 SWEDEN	6569	1809	64164	21050	
553 CHINA COM			4905	578	
559 JAPAN	18058	5535	628089	120149	
990 U STATES	55830	38824	825649	581775	
	150864	61073	2144892	875596	
CUT NAILS	CWT				5391
1 U KINGDOM			450	4696	
43 AUSTRIA			200	1539	
990 U STATES					
	167	7783	2190	88414	
	167	7783	2840	94649	
TACKS ALL KINDS N O P	LB				5393
1 U KINGDOM	1025	225	21806	5080	
55 GERMANY W	2200	814	17021	5597	
559 JAPAN			1990	410	
990 U STATES	4550	2724	42865	20853	
	7775	3763	83682	31940	
WIRE NAILS OVER ONE INCH	CWT				5394
1 U KINGDOM	1347	10171	65316	498101	
43 AUSTRIA			24460	155662	
44 BELG LUX	1141	8100	9011	67295	
55 GERMANY W	125	797	13452	83898	
67 ITALY			5750	34995	
73 NETHRLNDS	1992	14222	17704	117835	
85 SWEDEN	15	535	275	4280	
246 CZECHO S			10335	50801	
277 POLAND			15280	98996	

IMPORTS INTO CANADA FOR CONSUMPTION

105

Commodities and Countries from which Imported	MONTH OF DECEMBER 1960		TWELVE MONTHS ENDED DECEMBER 1960		Class Number
	Quantities	Values (\$)	Quantities	Values (\$)	
55 GERMANY W				10979	
67 ITALY				339	
516 HONG KONG				1223	
559 JAPAN				404	
990 U STATES		73807		2073527	
TRACTION DITCHING MACH AND PTS	NO			2113510	
1 U KINGDOM		1047		1047	5356
55 GERMANY W			2	2504	
990 U STATES	9	66228	91	600221	
TRACTORS	9	67275	93	603772	
1 U KINGDOM	NO				5357
54 FRANCE	398	412396	6426	9704237	
55 GERMANY W			130	217192	
67 ITALY			70	160171	
85 SWEDEN	3	18248	470	702739	
559 JAPAN	1	19751	63	29309	
990 U STATES	1482	455517	1	19751	
TRACTOR PARTS AND ACCESSORIES	1884	5005912	21851	72506764	
1 U KINGDOM			29011	83340163	5358
54 FRANCE		233881		3265157	
55 GERMANY W		279		11493	
67 ITALY		67432		409231	
73 NETHRLNDS		1884		84126	
85 SWEDEN		14821		19471	
86 SWITZRLND				42990	
559 JAPAN		687		5139	
990 U STATES		3266848		19190	
PRUNING HOOKS SHEARS DEHORERS		3585832		4434414	
1 U KINGDOM				48201211	5362
44 BELG LUX		88		6611	
49 DENMARK				3131	
54 FRANCE				321	
55 GERMANY W		1295		174	
67 ITALY		1109		7680	
86 SWITZRLND				33645	
559 JAPAN				3357	
990 U STATES		9383		327	
AGRIC IMPLEMENTS		11875		121956	
NOP AND PARTS				177202	5363
1 U KINGDOM		38640		444767	
44 BELG LUX				623	
49 DENMARK				21650	
54 FRANCE		2883		10275	
55 GERMANY W		5863		126638	
67 ITALY				1414	
73 NETHRLNDS				79739	
85 SWEDEN				2972	
86 SWITZRLND				121	
559 JAPAN		629		93230	
614 AUSTRALIA		138		2589	
990 U STATES		1134124		19694135	
KNIVES AND FORKS		1182277		20478153	
TABLE					5371
1 U KINGDOM		12126		151045	
43 AUSTRIA		291		7414	
49 DENMARK		1845		22313	
53 FINLAND		272		1425	
54 FRANCE				8507	
55 GERMANY W		5684		79622	
67 ITALY		110		1183	
73 NETHRLNDS		116		4057	
76 NORWAY				504	
85 SWEDEN		390		10071	
86 SWITZRLND		75		337	
516 HONG KONG				508	
519 INDIA		824		3330	
559 JAPAN		71617		909039	
583 THAILAND				557	
990 U STATES		10389		147990	
POCKET KNIVES		103739		1347902	
1 U KINGDOM		13344		130300	5372
49 DENMARK				210	
54 FRANCE		290		6252	
55 GERMANY W		9096		188976	
67 ITALY		589		6797	
82 SPAIN				52	
85 SWEDEN		80		5242	
86 SWITZRLND		1057		7539	
516 HONG KONG				975	
559 JAPAN		2298		40899	
990 U STATES		10903		95673	
RAZORS N O P AND PARTS		37657		482915	
1 U KINGDOM		12788		178289	5373
54 FRANCE				242	
55 GERMANY W		619		19287	
85 SWEDEN				166	
559 JAPAN				1334	
990 U STATES		16452		511388	
		29859		710706	

IMPORTS INTO CANADA FOR CONSUMPTION

103

Commodities and Countries from which Imported	MONTH OF DECEMBER 1960		TWELVE MONTHS ENDED DECEMBER 1960		Class Number
	Quantities	Values (\$)	Quantities	Values (\$)	
CREAM SEPARATORS					5292
49 DENMARK	NO		4	7510	
53 FINLAND			2	4619	
55 GERMANY W	265	21819	1936	153635	
85 SWEDEN	313	23339	5629	548138	
990 U STATES	35	16934	90	159879	
	613	62092	7661	873781	
MILK CLARIFIERS AND PARTS					5293
49 DENMARK				4258	
85 SWEDEN		352		13566	
990 U STATES				13558	
		352		31382	
MILKING MACHINES AND PARTS					5294
1 U KINGDOM				6260	
55 GERMANY W		2356		33249	
85 SWEDEN		85		30821	
990 U STATES		43522		2071177	
		45963		2141507	
PASTEURIZERS DAIRY AND PARTS					5295
1 U KINGDOM	NO		15	112468	
55 GERMANY W		16811		231	
85 SWEDEN		587		64485	
622 NEW ZEAL				537	
990 U STATES	24	11299	290	351295	
	24	28697	305	529016	
POWER DAIRY MACHINERY AND PTS					5296
1 U KINGDOM		11191		96922	
49 DENMARK				6038	
55 GERMANY W				28679	
67 ITALY				395	
85 SWEDEN		969		10654	
86 SWITZRLND		141		26490	
990 U STATES		126017		2293499	
		138318		2462677	
FORKS PRONGED					5301
1 U KINGDOM	DOZ		64	1786	
55 GERMANY W	3946	28928	9869	70602	
559 JAPAN	125	1287	1342	13827	
990 U STATES	571	11042	1191	25031	
	4642	41257	12466	111246	
HARVESTERS AND PARTS					5302
1 U KINGDOM	NO			2514	
49 DENMARK			48	19017	
990 U STATES	25	112659	1205	2694095	
	25	112659	1253	2715626	
HAY LOADERS AND PARTS					5303
990 U STATES	NO				
	2	887	179	69271	
	2	887	179	69271	
MOWING MACHINES AND PARTS					5305
1 U KINGDOM	NO		10	10867	
55 GERMANY W			32	7490	
85 SWEDEN			352	100236	
990 U STATES	148	136265	6782	3045923	
	148	136265	7176	3164516	
POTATO DIGGERS PLANTERS PARTS					5306
1 U KINGDOM	NO		21	13514	
55 GERMANY W	1	1030	9	2626	
990 U STATES	10	6334	853	1034067	
	11	7364	883	1050207	
HAY RAKES TEDDERS AND PARTS					5307
1 U KINGDOM	NO		7	2757	
73 NETHRLNDS			695	164621	
990 U STATES	423	174864	9871	3233086	
	423	174864	10573	3400464	
RAKES N O P					5308
1 U KINGDOM	DOZ	413	1165	7244	
55 GERMANY W	3920	17676	15451	76131	
85 SWEDEN			312	2151	
559 JAPAN	550	4330	17635	42934	
990 U STATES	3570	23223	19958	134857	
	8453	47946	54521	263317	
SCYTHES					5310
1 U KINGDOM	DOZ	75	842	12270	
43 AUSTRIA		220	1632	28345	
55 GERMANY W			67	1341	
85 SWEDEN			431	7431	
990 U STATES			2190	46095	
	295	4451	5162	95482	
SICKLES OR REAPING HOOKS					5311
1 U KINGDOM	DOZ		113	612	
559 JAPAN			11	76	
990 U STATES	42	305	1075	7994	
	42	305	1199	8682	
CULTIVATORS SCUFFLERS AND PTS					5321
1 U KINGDOM		42597		255232	
49 DENMARK				597	
54 FRANCE		584		9374	
55 GERMANY W		1247		15944	
73 NETHRLNDS				60	
86 SWITZRLND		123		402	
559 JAPAN				3569	
990 U STATES		363264		6906179	
		407815		7191357	
DRILLS SEED SEEDERS AND PARTS					5322
1 U KINGDOM		1075		2706	
55 GERMANY W				673	

Commodities and Countries from which Imported	MONTH OF DECEMBER 1960		TWELVE MONTHS ENDED DECEMBER 1960		Class Number
	Quantities	Values (\$)	Quantities	Values (\$)	
86 SWITZRLND		27 461	1	6 295 9	
990 U STATES	9	78 232	165	1 553 105	
	11	212 024	172	2 333 964	
FIRE ENGINES MACHINES AND PTS	NO				5254
1 U KINGDOM		85	7	49 388	
990 U STATES	6	34 280	181	5 387 69	
	6	34 365	188	5 881 57	
LOCOMOTIVES RAILWAY N O P	NO				5255
1 U KINGDOM			8	5 197 1	
990 U STATES	1	14 694	25	4 518 14	
	1	14 694	33	50 378 5	
LOCOMOTIVE CHASSIS TOPS WHEELS					5256
1 U KINGDOM		11 817		24 213	
990 U STATES		98 047		1 491 011	
		109 864		1 515 224	
LOCOMOTIVES SAWMILL MINING PTS	NO				5257
1 U KINGDOM		8 077	9	1 393 88	
990 U STATES	3	76 253	45	1 392 958	
	3	84 330	54	1 532 346	
ENGINES AIRCRAFT UP TO 200 HP	NO				5258
1 U KINGDOM			1	1 305	
990 U STATES	40	38 041	524	5 728 87	
	40	38 041	525	5 741 92	
ENGINES AIRCRAFT 301 TO 500 HP	NO				5259
1 U KINGDOM			1	5 762	
990 U STATES	9	19 012	226	6 508 00	
	9	19 012	227	6 565 62	
ENGINES AIRCRAFT 501 TO 1000HP	NO				5260
990 U STATES	5	25 476	38	20 349 9	
	5	25 476	38	20 349 9	
ENGINES AIRCRAFT OVER 1000 HP	NO				5261
1 U KINGDOM	22	31 309 73	94	12 998 438	
73 NETHRLNDS			2	6 685 0	
848 CUBA			2	16 500 0	
874 MEXICO			2	2 996 7	
990 U STATES	24	2 369 726	171	80 331 00	
	46	5 500 699	271	21 293 355	
ENGINES MARINE DIESEL	NO				5265
1 U KINGDOM	48	39 946	425	61 433 3	
49 DENMARK			5	48 298 3	
54 FRANCE	4	1 712	18	7 515	
55 GERMANY W	1	1 346	11	3 374 3	
73 NETHRLNDS	3	54 865	10	7 325 5	
85 SWEDEN	1	400	68	11 275 9	
990 U STATES	12	37 650	550	20 089 53	
	69	1 359 19	1 087	3 333 541	
ENGINES MOTOR VEHICLE DIESEL	NO				5266
1 U KINGDOM	17	38 687	449	11 796 01	
44 BELG LUX			1	1 734	
55 GERMANY W	3	4 015	4	7 029	
559 JAPAN			2	4 850	
990 U STATES	57	161 085	382	10 106 92	
	77	203 787	838	22 039 06	
ENGINES LOCOMOTIVE DIESEL	NO				5267
1 U KINGDOM	6	25 209	9	31 617	
990 U STATES			185	22 531 19	
	6	25 209	194	22 847 36	
ENGINES DIESEL SEMI DIESEL NOP	NO				5268
1 U KINGDOM	104	146 654	1 993	26 401 17	
54 FRANCE			3	1 661	
55 GERMANY W	8	58 567	247	31 195 7	
85 SWEDEN			1	1 980	
559 JAPAN			8	5 953	
990 U STATES	163	396 203	1 826	47 271 69	
	275	601 424	4 078	7 688 837	
POWER BOILERS					5274
1 U KINGDOM				3 633	
55 GERMANY W				243	
990 U STATES		42 197		11 461 00	
		42 197		11 499 76	
POWER BOILER PARTS					5275
1 U KINGDOM		1 950		4 761 2	
44 BELG LUX				2 291 9	
55 GERMANY W				1 597 0	
990 U STATES		92 900		1 592 341	
		94 850		1 685 842	
OUTBOARD MOTORS	NO				5280
1 U KINGDOM	1	109	875	6 501 3	
55 GERMANY W			11	3 391	
67 ITALY			200	20 000	
990 U STATES	172	44 703	5 469	14 729 56	
	173	44 812	6 555	15 613 60	
OUTBOARD MOTOR PARTS					5283
1 U KINGDOM		185		3 327	
44 BELG LUX				10 76	
55 GERMANY W		144		14 79	
524 MALAYA				1 354	
990 U STATES		666 725		7 672 332	
		667 054		7 679 568	
CREAM SEPARATOR PARTS					5290
1 U KINGDOM				1 112	
49 DENMARK		235		4 101	
53 FINLAND				1 495	
55 GERMANY W		561		20 44	
85 SWEDEN		512		2 315 0	
990 U STATES		8 383		9 283 0	
		9 691		12 473 2	

IMPORTS INTO CANADA FOR CONSUMPTION

Commodities and Countries from which Imported	MONTH OF DECEMBER 1960		TWELVE MONTHS ENDED DECEMBER 1960		Class Number
	Quantities	Values (\$)	Quantities	Values (\$)	
559 JAPAN				19875	
990 U STATES		55261		821626	
SILENT CHAIN ROLLER CHAIN		58192		967367	
1 U KINGDOM		46033		741771	5235
43 AUSTRIA		2526		27335	
49 DENMARK		342		1025	
55 GERMANY W		20834		326786	
67 ITALY				718	
85 SWEDEN		2295		13126	
86 SWITZRLND				2047	
246 CZECHO S				2341	
559 JAPAN		950		147874	
990 U STATES		104838		1809817	
CHAINS N O P		177818		3072840	
1 U KINGDOM		9378		171485	5236
43 AUSTRIA				3942	
49 DENMARK				3110	
55 GERMANY W		3029		28419	
67 ITALY		402		1513	
73 NETHRLNDS				998	
76 NORWAY				9070	
85 SWEDEN				69	
86 SWITZRLND				929	
246 CZECHO S		900		965	
559 JAPAN		52		10172	
990 U STATES		47630		632459	
DIESEL ENGINE PARTS N O P		61391		863131	
1 U KINGDOM		145432		1890832	5240
49 DENMARK		11137		22096	
54 FRANCE		487		10213	
55 GERMANY W		5024		97911	
67 ITALY		855		16798	
73 NETHRLNDS		12982		39444	
76 NORWAY				2349	
85 SWEDEN		2517		28500	
86 SWITZRLND		342		10978	
990 U STATES		692711		11314464	
AUTOMOBILE ENGINES AND PARTS	NO	871487		13433585	
1 U KINGDOM	5	74499	256	784474	5242
54 FRANCE		236	35	17137	
55 GERMANY W		60987	61	841955	
64 IRELAND				452	
67 ITALY		2711	4	11037	
85 SWEDEN			1	15718	
559 JAPAN				1978	
614 AUSTRALIA				226	
990 U STATES		762	10689	12573410	
ENGINES GAS MARINE AND PARTS	NO	767	11046	14246387	
1 U KINGDOM		1031	9	40936	5244
55 GERMANY W			10	7838	
85 SWEDEN	1	658	389	220640	
990 U STATES	26	35647	591	891031	
ENGINES MOTOR TRUCK AND PARTS	NO	27	999	1160445	
1 U KINGDOM	4	6805	217	163638	5245
55 GERMANY W		4943	142	88809	
73 NETHRLNDS			1	494	
85 SWEDEN				371	
990 U STATES		549	9619	11500418	
ENGINES FISHING BOAT AND PARTS	NO	553	9979	11753730	
1 U KINGDOM			7	3923	5246
85 SWEDEN		2744	1	10467	
990 U STATES	17	8677	203	211920	
PARTS OF AIRCRAFT ENGINES		17	211	226310	
1 U KINGDOM		929302		13103036	5248
44 BELG LUX				25819	
848 CUBA				4032	
874 MEXICO				750	
990 U STATES		1491636		14654212	
ENGINES UP TO 1 AND 1 HALF H P	NO	2420938		27787849	
1 U KINGDOM			1	481	5251
990 U STATES			15	5806	
ENGINES GAS N O P AND PARTS	NO		16	6287	
1 U KINGDOM	2	10526	80	82042	5252
43 AUSTRIA			1	63	
55 GERMANY W			178	24311	
67 ITALY			3	1462	
85 SWEDEN			32	14285	
86 SWITZRLND				83128	
559 JAPAN				148	
990 U STATES		6968	184961	15809673	
ENGINES STEAM N O P AND PARTS	NO	6970	185255	16015112	
1 U KINGDOM	2	106331	6	715372	5253
55 GERMANY W				1747	
73 NETHRLNDS				357	
85 SWEDEN				424	

IMPORTS INTO CANADA FOR CONSUMPTION

Commodities and Countries from which Imported	MONTH OF DECEMBER 1960		TWELVE MONTHS ENDED DECEMBER 1960		Class Number
	Quantities	Values (\$)	Quantities	Values (\$)	
WIRE FENCING NOT LESS 080 INCH					5215
1 U KINGDOM		7087		130804	
44 BELG LUX		384		384	
55 GERMANY W		270		1011	
73 NETHRLNDS		2093		6014	
990 U STATES		799		14368	
		10633		152581	
WIRE FENCING WOVEN N O P					5216
1 U KINGDOM		588		27907	
43 AUSTRIA				16817	
44 BELG LUX				8059	
55 GERMANY W				1965	
73 NETHRLNDS				11976	
990 U STATES		653		14496	
		1241		81220	
WIRE NETTING FOR FUR FARMS					5217
1 U KINGDOM		3467		28841	
44 BELG LUX				9083	
990 U STATES		1734		8815	
		5201		46739	
WIRE SCREENS DOORS WINDOWS					5218
55 GERMANY W				431	
990 U STATES		6196		113208	
		6196		113639	
WIRE MESH IN ACETATE FILM					5219
1 U KINGDOM		449		5042	
614 AUSTRALIA		1269		5875	
990 U STATES		906		14865	
		2624		25782	
WIRE CLOTH OR SCREEN OF IRON					5220
1 U KINGDOM		746		23509	
44 BELG LUX				3742	
54 FRANCE				1601	
55 GERMANY W		3021		41961	
73 NETHRLNDS		704		22902	
559 JAPAN		10426		140821	
990 U STATES		16190		266802	
		31087		501338	
WIRE NETTING OF IRON OR STEEL					5221
1 U KINGDOM		7518		107314	
43 AUSTRIA				42912	
44 BELG LUX		8425		17375	
54 FRANCE				1680	
55 GERMANY W		845		75606	
73 NETHRLNDS		328		50832	
559 JAPAN		1147		21760	
990 U STATES		18263		56538	
				374017	
WIRE ROPE FOR WELL DRILLING	CWT				5223
1 U KINGDOM			157	2459	
559 JAPAN	392	5484	6216	89581	
	392	5484	6373	92040	
WELDED WIRE FABRIC REINFORCING	CWT				5224
1 U KINGDOM			213	2148	
43 AUSTRIA			1709	17815	
44 BELG LUX	939	5260	26140	150810	
54 FRANCE			1190	6970	
55 GERMANY W			1332	8458	
67 ITALY			179	2710	
73 NETHRLNDS			1487	9636	
559 JAPAN			1684	19512	
990 U STATES			2035	40234	
	939	5260	35969	258293	
WIRE ROPE FOR LOGGING	CWT				5225
1 U KINGDOM	210	4776	4132	83873	
44 BELG LUX	188	2826	188	2826	
55 GERMANY W			138	2665	
73 NETHRLNDS	746	13289	2915	48830	
559 JAPAN	324	3502	11032	161305	
990 U STATES	878	3842	12520	62172	
	2346	28235	30925	361671	
CABLE CHAIN FOR SHIPS	CWT				5231
1 U KINGDOM	706	8687	7955	113284	
44 BELG LUX	659	8070	754	9975	
990 U STATES	1087	6904	5695	91610	
	2452	23661	14404	214869	
CDIL CHAIN 9 EIGHTHS AND OVER	CWT				5232
1 U KINGDOM	778	10851	19707	135901	
43 AUSTRIA			180	4493	
73 NETHRLNDS			127	2739	
76 NORWAY			284	1024	
990 U STATES	138	5633	2015	68399	
	916	16484	22313	212556	
COIL CHAIN UNDER 9 EIGHTHS IN	CWT				5233
1 U KINGDOM	280	6197	4937	89582	
43 AUSTRIA	84	1173	4264	55607	
44 BELG LUX	202	2490	202	2490	
55 GERMANY W	38	823	6118	76875	
67 ITALY			198	2439	
73 NETHRLNDS			273	4706	
614 AUSTRALIA			2	66	
990 U STATES	133	4879	5319	135553	
	737	15562	21313	367318	
SPROCKET CHAIN FOR AGRIC IMPL					5234
54 FRANCE				2602	
55 GERMANY W		2931		123264	

IMPORTS INTO CANADA FOR CONSUMPTION

Commodities and Countries from which Imported	MONTH OF DECEMBER 1960		TWELVE MONTHS ENDED DECEMBER 1960		Class Number	
	Quantities	Values (\$)	Quantities	Values (\$)		
839 JAPAN	400	2463	7615	44207	5201	
814 AUSTRALIA			47	3098		
990 U STATES	5128	198743	87628	353338		
WIRE BARBED FENCING	7257	236993	117220	3968429		
1 U KINGDOM	CWT 755	8981	45729	371255	5201	
43 AUSTRIA	1625	11429	22733	151440		
44 BELG LUX	910	6331	11982	86799		
55 GERMANY W	2369	17370	12048	92636		
73 NETHRLNDS			2083	14609		
559 JAPAN			48896	314786		
990 U STATES	27	134	566	4809		
WIRE FLAT QUARTER INCH OR LESS	5686	44245	144037	1036334	5203	
1 U KINGDOM	CWT 61	718	584	6859	5203	
44 BELG LUX	60	1001	1387	24473		
55 GERMANY W			24	487		
990 U STATES	362	16316	4108	145391		
WIRE ZINC COATED	483	18035	6103	177210		
1 U KINGDOM	CWT 3466	33078	59800	528122	5204	
43 AUSTRIA			2374	14061		
44 BELG LUX	611	5852	12082	87733		
54 FRANCE	909	8314	3630	28825		
55 GERMANY W	490	4527	42757	320311		
73 NETHRLNDS			182	1257		
559 JAPAN	794	5308	10857	78126		
990 U STATES	973	24942	7545	192917		
WIRE COATED NOP OR COVERED	7243	82021	139227	1251352	5205	
1 U KINGDOM	CWT 83	3594	888	25792	5205	
44 BELG LUX			131	2321		
55 GERMANY W			642	16801		
559 JAPAN			222	3132		
990 U STATES	670	24865	9112	283858		
WIRE ROPE FOR RIGGING SHIPS	753	28459	10995	331904	5206	
1 U KINGDOM	CWT		70	1842	5206	
44 BELG LUX			47	2456		
990 U STATES			39	1370		
WIRE ROPE CABLE NOP IRON STEEL			156	5668		
1 U KINGDOM	CWT 3630	91160	42076	899488	5207	
43 AUSTRIA			1325	18586		
44 BELG LUX	354	5954	3305	49321		
49 DENMARK	14	659	70	3260		
54 FRANCE	560	10543	12868	152975		
55 GERMANY W	154	8656	11230	197896		
73 NETHRLNDS	814	13787	15127	254938		
76 NORWAY			934	17810		
85 SWEDEN			327	6190		
86 SWITZRLND			48	2204		
559 JAPAN			7344	86509		
990 U STATES	218	20073	6256	372966		
WIRE STEEL FOR UPHOL SPRINGS	5744	150832	100910	2062143		5208
559 JAPAN	CWT 884	7274	6179	51614		5208
990 U STATES			2282	23992		
WIRE STEEL FOR CORSET STEELS	884	7274	8461	75606	5209	
1 U KINGDOM	CWT 18	673	409	15488	5209	
55 GERMANY W			224	5912		
990 U STATES	159	7954	1369	73113		
WIRE STEEL FOR MFR WIRE ROPE	177	8627	2002	94513		
1 U KINGDOM	CWT 27498	321780	298554	3477737	5210	
55 GERMANY W	2970	35910	76725	866730		
559 JAPAN	2966	33916	27198	289935		
990 U STATES	32	3732	8521	166340		
WIRE ROPE STEEL COMM L FISHING	33466	395338	410998	4800742	5211	
1 U KINGDOM		19859		323723	5211	
44 BELG LUX				830		
49 DENMARK				11241		
55 GERMANY W				4779		
73 NETHRLNDS		1540		12720		
76 NORWAY				581		
559 JAPAN		355		503		
990 U STATES		86		31793		
WIRE ROPE CABLE STEEL USED		21840		386170	5213	
1 U KINGDOM	CWT		35	486	5213	
55 GERMANY W			17	132		
990 U STATES	67	476	14223	55233		
WIRE OF IRON OR STEEL N O P	67	476	14275	55851		
1 U KINGDOM	CWT 2437	32239	47811	567897	5214	
43 AUSTRIA	830	4607	12262	70901		
44 BELG LUX	1694	22013	21644	157226		
49 DENMARK	4	135	3429	19626		
54 FRANCE	2500	13633	8599	50384		
55 GERMANY W	156	2555	2467	21641		
73 NETHRLNDS			1495	9000		
85 SWEDEN	28	1068	4263	180555		
559 JAPAN	2302	13322	16470	99965		
990 U STATES	792	35687	36553	1061033		
	10743	125259	154993	2238228		

IMPORTS INTO CANADA FOR CONSUMPTION

Commodities and Countries from which Imported	MONTH OF DECEMBER 1960		TWELVE MONTHS ENDED DECEMBER 1960		Class Number
	Quantities	Values (\$)	Quantities	Values (\$)	
RAILWAY TRACK MATERIAL NOP 1 U KINGDOM 990 U STATES	CWT 44 44	 1717 1717	 269 8576 8845	 3143 254835 257978	5177
PIPES AND TUBES OF CAST IRON 1 U KINGDOM 990 U STATES	CWT 24056 362 24418	 93576 7060 100636	 379324 31510 410834	 1508092 466754 1974846	5181
DRILL PIPE 990 U STATES	CWT 1542 1542	 27367 27367	 61473 61473	 1347955 1347955	5182
OIL COUNTRY GOODS STEEL NDP 1 U KINGDOM 54 FRANCE 55 GERMANY W 67 ITALY 559 JAPAN 990 U STATES	CWT 6374 1617 28086 9158 45235	 64482 14505 246915 128062 453964	 187284 34541 21000 18658 351281 178509 791273	 1804976 341318 213250 174653 3052672 2479792 8066661	5185
TRANSMISSION PIPE AND FITTINGS 1 U KINGDOM 990 U STATES	CWT 66164 66164	 633837 633837	 428357 96505 524862	 3182931 1128947 4311878	5188
CORRUGATED METAL CULVERT PIPE 990 U STATES	CWT 1414 1414	 18600 18600	 19904 19904	 247253 247253	5189
PRESSURE PIPE FOR BOILERS ETC 1 U KINGDOM 54 FRANCE 55 GERMANY W 67 ITALY 85 SWEDEN 86 SWITZRLND 990 U STATES	CWT 3264 203 4541 4944 12952	 44406 1886 42979 126011 215282	 82676 929 6045 50 8 28774 51224 169706	 1117080 14424 57423 536 396 276747 1431405 2898011	5191
SEAMLESS TUBES FOR BEARINGS 55 GERMANY W 85 SWEDEN 990 U STATES	CWT 1289 3180 4469	 22102 90111 112213	 3768 19912 72534 96214	 85628 384758 1964269 2434655	5192
PIPE FOR PAPER MAKING ROLLS 990 U STATES	CWT 72 72	 2289 2289	 349 349	 9934 9934	5193
PIPE SEAMLESS COLD DRAWN NOP 1 U KINGDOM 44 BELG LUX 54 FRANCE 55 GERMANY W 67 ITALY 85 SWEDEN 86 SWITZRLNO 559 JAPAN 990 U STATES	CWT 569 18 222 102 450 6542 7903	 23341 2168 4910 1911 21015 273123 326468	 28722 1957 940 3173 102 3939 732 234 135970 175769	 964727 30560 72988 74027 1911 175894 6885 3679 3988298 5318969	5196
PIPES IRON OR STEEL N O P 1 U KINGDOM 43 AUSTRIA 44 BELG LUX 54 FRANCE 55 GERMANY W 67 ITALY 73 NETHRLNDS 76 NORWAY 85 SWEDEN 86 SWITZRLND 559 JAPAN 990 U STATES	CWT 4090 1178 5397 14341 1561 117 3150 60434 90268	 31126 8309 34268 97738 13497 3426 19574 594377 802315	 196885 446 10437 51872 112009 3475 8047 6841 994 20 20462 531305 942793	 1660114 5654 74808 335965 866526 48044 73833 25515 25023 434 155014 6903764 10174694	5197
PIPE FITTINGS WELDING TYPE 1 U KINGDOM 54 FRANCE 55 GERMANY W 67 ITALY 73 NETHRLNDS 559 JAPAN 990 U STATES	 58707 72596 170 75395 206868	 730673 108 997331 56411 76368 19765 1546685 3427341	 5198		
PIPE FITTINGS COUPLINGS NOP 1 U KINGDOM 43 AUSTRIA 54 FRANCE 55 GERMANY W 67 ITALY 73 NETHRLNDS 85 SWEDEN 559 JAPAN 990 U STATES	 21531 21644 10454 16212 453308 523149	 475246 737 15804 276921 31724 26486 17345 255368 7093040 8192671	 5199		
WELDING RODS OF ALL KINDS 1 U KINGDOM 43 AUSTRIA 44 BELG LUX 55 GERMANY W 67 ITALY 73 NETHRLNDS 85 SWEDEN	CWT 1515 214	 22557 13230	 16389 6 273 143 31 4 5084	 270518 393 10181 7904 7069 148 91573	5200

IMPORTS INTO CANADA FOR CONSUMPTION

Commodities and Countries from which Imported	MONTH OF DECEMBER 1960		TWELVE MONTHS ENDED DECEMBER 1960		Class Number
	Quantities	Values (\$)	Quantities	Values (\$)	
SHEET ALLOY STEEL N O P	CWT				5143
1 U KINGDOM	1542	77646	29505	1516629	
43 AUSTRIA	35	1311	267	8419	
54 FRANCE			5037	177006	
85 SWEDEN	245	14448	6599	343452	
559 JAPAN	14	416	7160	297307	
990 U STATES	22901	1280816	178850	10234535	
	24737	1374637	227418	12577348	
SHEET AND STRIP SILICON STEEL	CWT				5146
1 U KINGDOM	365	4205	7746	106994	
990 U STATES	17397	347266	306518	6011520	
	17762	351471	314264	6118514	
SHEET AND STRIP FABRICATED NOP	CWT				5149
1 U KINGDOM	458	7727	5853	101288	
44 BELG LUX			457	4855	
55 GERMANY W			43	1559	
990 U STATES	815	15369	40296	600649	
	1273	23096	46649	708351	
BEAMS WIDE FLANGE CARBON NOP	CWT				5151
1 U KINGDOM	29581	158399	1442756	7936310	
44 BELG LUX	40456	211043	398534	2112174	
54 FRANCE			5054	22135	
55 GERMANY W	868	4529	118371	573378	
990 U STATES	239646	1461224	4211570	25155205	
	310551	1835195	6176285	35799202	
LARGER STRUCTURALS CARBON NOP	CWT				5155
1 U KINGDOM	1300	7182	118603	698220	
44 BELG LUX	18993	91873	508447	2479325	
54 FRANCE	13430	57047	135048	633083	
55 GERMANY W			9947	55690	
76 NORWAY			277	1262	
559 JAPAN	220	1124	5132	27144	
990 U STATES	38202	247666	663287	4258859	
	72145	404892	1440741	8153583	
BAR SIZE SHAPES CARBON NOP	CWT				5159
1 U KINGDOM			8992	53431	
44 BELG LUX	32881	164042	372282	1911959	
54 FRANCE	11362	51658	53502	257777	
55 GERMANY W	327	1560	25536	122225	
67 ITALY			2421	11606	
73 NETHRLNDS			107	765	
76 NORWAY			359	1635	
559 JAPAN	220	1124	9204	46092	
990 U STATES	3488	23129	87549	646242	
	48058	240389	559952	3051732	
SHEET PILING CARBON STEEL	CWT				5161
1 U KINGDOM	17396	91004	185215	927612	
44 BELG LUX			198259	1073060	
54 FRANCE			984	5050	
55 GERMANY W	39710	246086	73315	416919	
559 JAPAN			901	4729	
990 U STATES	4295	24176	160136	1130087	
	61401	361266	618810	3557457	
STRUCTURAL SHAPES ALLOY STEEL	CWT				5164
1 U KINGDOM			202	10803	
85 SWEDEN	137	6515	509	24171	
990 U STATES	122	9083	3075	198578	
	259	15598	3786	233552	
STEEL MASTS SHAPES FOR SHIPS	CWT				5165
1 U KINGDOM	427	2712	197249	1046820	
44 BELG LUX			6914	35276	
54 FRANCE			459	2399	
55 GERMANY W	2368	14179	150142	797717	
73 NETHRLNDS	201	5246	201	5246	
559 JAPAN	440	2255	160988	821605	
990 U STATES	6284	40989	102554	663597	
	9720	65381	618507	3372660	
SASH OR CASEMENT SECTIONS	CWT				5166
1 U KINGDOM	682	4378	6934	44698	
44 BELG LUX	2256	17139	6202	46326	
990 U STATES	1350	21756	45662	529571	
	4288	43273	58798	620595	
STRUCTURALS FABRICATED NOP	CWT				5169
1 U KINGDOM	5508	61759	60264	630471	
44 BELG LUX			21518	132353	
55 GERMANY W	130	1080	14482	181100	
67 ITALY			272	2748	
73 NETHRLNDS	592	4288	625	5074	
76 NORWAY			4285	46726	
990 U STATES	7069	139493	85959	1276092	
	13299	206620	187405	2274564	
RAILWAY RAILS	CWT				5173
1 U KINGDOM	167	472	4301	22047	
44 BELG LUX			1229	5892	
55 GERMANY W			18355	88001	
73 NETHRLNDS			488	2002	
990 U STATES	3487	25765	84872	399182	
	3654	26237	109245	517124	
FISH PLATES SPLICE BARS ETC	CWT				5175
1 U KINGDOM	346	1984	28179	175434	
44 BELG LUX			268	1616	
55 GERMANY W			5061	29962	
73 NETHRLNDS			2185	13276	
990 U STATES	2571	27992	98276	756319	
	2917	29976	133969	976607	

IMPORTS INTO CANADA FOR CONSUMPTION

Commodities and Countries from which Imported	MONTH OF DECEMBER 1960		TWELVE MONTHS ENDED DECEMBER 1960		Class Number
	Quantities	Values (\$)	Quantities	Values (\$)	
	85 SWEDEN 990 U STATES	71 228 299	4993 14436 19429	1790 3110 5156	
SKELP H R OV 15 3 EIGHTHS INS 1 U KINGDOM 54 FRANCE 55 GERMANY W 67 ITALY 73 NETHRLNDS 559 JAPAN 990 U STATES	CWT 19571	98232	4560 3066 16353 3315 3333 58449 453866 542942	25961 16829 101225 18224 19489 330241 2953340 3465309	5121
SKELP H R NOT OV 15 3 EIGHTHS 1 U KINGDOM 990 U STATES	CWT 19571	98232	119188 266547 385735	592359 1431142 2023501	5122
STEEL COLD ROLLED FOR PIPES 990 U STATES	CWT		1433 1433	11489 11489	5123
SHEET CARBON H R UNDER 24 INS 1 U KINGDOM 44 BELG LUX 54 FRANCE 55 GERMANY W 85 SWEDEN 559 JAPAN 990 U STATES	CWT 2216	12621	11446 39071 8459 1511 426 1504 150978 213395	75556 213572 46898 7749 5454 9351 1177266 1535846	5124
SHEET CARBON H R 24 TO 51 INS 1 U KINGDOM 44 BELG LUX 55 GERMANY W 559 JAPAN 614 AUSTRALIA 990 U STATES	CWT 508 505	2564 2720	6160 3926 934 30988 25 7675 8688	39629 21403 4929 168475 244 895456 1130136	5125
SHEET CARBON H R OVER 51 INS 1 U KINGDOM 44 BELG LUX 55 GERMANY W 559 JAPAN 990 U STATES	CWT 255 6133 6388	1472 41571 43043	4169 824 1663 2504 294490 303650	27474 5111 11757 13781 1924011 1982134	5126
SHEET CARBON C R UNDER 24 INS 1 U KINGDOM 43 AUSTRIA 44 BELG LUX 55 GERMANY W 85 SWEDEN 559 JAPAN 990 U STATES	CWT 120 24	1319 339	8304 24 1992 4174 6921 110 92484 114009	97977 339 19407 43525 272651 951 1347388 1782238	5127
SHEET CARBON C R 24 TO 51 INS 1 U KINGDOM 85 SWEDEN 559 JAPAN 614 AUSTRALIA 990 U STATES	CWT 1343	10781	101606 26 1433 2461 188204 293730	628149 2571 10558 18014 1312377 1971669	5128
SHEET CARBON C R OVER 51 INS 1 U KINGDOM 990 U STATES	CWT 12482	90707	1154 255248 257102	8434 1945191 1953625	5129
SHEET FOR PORCELAIN ENAMELLING 1 U KINGDOM 990 U STATES	CWT 10415	80737	14789 230792 245588	112399 1808176 1920575	5131
SHEET AND STRIP TINPLATE 1 U KINGDOM 614 AUSTRALIA 990 U STATES	CWT 100	1848	94772 818 30439 126029	834645 7516 241140 1083301	5132
SHEET AND STRIP GALVANIZED 1 U KINGDOM 44 BELG LUX 55 GERMANY W 559 JAPAN 990 U STATES	CWT 718	10085	11680 136 185 627 118756 131384	125879 1642 2097 5647 1512670 1647935	5133
SHEET AND STRIP TERMEPLATE 1 U KINGDOM 614 AUSTRALIA 990 U STATES	CWT 9364	87385	2421 448 163051 165920	25220 4240 1545508 1574968	5134
SHEET COATED WITH METAL NOP 1 U KINGDOM 55 GERMANY W 990 U STATES	CWT 72 1753 1825	2130 38122 40252	110 2762 41753 44625	1598 67238 702511 771347	5138
SHEET AND STRIP COATED NOP 1 U KINGDOM 55 GERMANY W 73 NETHRLNDS 990 U STATES	CWT 1454	16068	17936 2489 36 214837 235298	201559 24297 674 2691124 2917654	5139

Commodities and Countries from which Imported	MONTH OF DECEMBER 1960		TWELVE MONTHS ENDED DECEMBER 1960		Class Number
	Quantities	Values (\$)	Quantities	Values (\$)	
43 AUSTRIA	106	2199	966	17485	
55 GERMANY W			529	13823	
85 SWEDEN	57	1783	2484	75113	
990 U STATES	5372	112283	47399	1246017	
	6489	144915	69409	1778708	
WIRE RODS STEEL HOT ROLLED	CWT				5079
1 U KINGDOM			36546	200468	
44 BELG LUX			39563	205950	
54 FRANCE	46458	256313	95095	532252	
55 GERMANY W	23143	117683	103188	527618	
559 JAPAN			36623	182850	
755 CHILE			5360	27727	
990 U STATES	53	3065	9254	115883	
	69654	377061	325629	1792748	
BARS CARBON STEEL COLD ROLLED	CWT				5083
1 U KINGDOM	4387	34768	76257	605274	
43 AUSTRIA	30	541	229	4005	
44 BELG LUX	403	3113	7062	49710	
54 FRANCE			44	265	
55 GERMANY W			58	1032	
559 JAPAN	198	1271	859	5587	
990 U STATES	1456	26736	36400	494599	
	6474	66429	120909	1160472	
BARS ALLOY STEEL COLD ROLLED	CWT				5087
1 U KINGDOM	129	1803	2213	71859	
43 AUSTRIA	8	236	220	6340	
55 GERMANY W			145	4102	
990 U STATES	624	28588	7542	319963	
	761	30627	10120	402264	
BARS OR RODS FABRICATED N O P	CWT				5091
1 U KINGDOM	368	11400	4527	125386	
43 AUSTRIA	50	1146	687	14921	
55 GERMANY W			2210	32808	
85 SWEDEN	70	3176	2194	75433	
614 AUSTRALIA			4091	24171	
990 U STATES	1332	24682	41218	509039	
	1820	40404	54927	781758	
PLATES 60 INCHES WIDE OR LESS	CWT				5101
1 U KINGDOM	758	4951	56022	420317	
43 AUSTRIA			228	1204	
44 BELG LUX	5406	26457	64398	336535	
54 FRANCE			3027	16274	
55 GERMANY W	2955	14213	30582	164997	
73 NETHRLNDS			957	5144	
559 JAPAN	3278	16031	135044	673045	
990 U STATES	10892	101345	135884	1255755	
	23289	162997	426142	2873271	
PLATES OV 60 IN TO 100 IN	CWT				5102
1 U KINGDOM	1835	12113	76035	514548	
43 AUSTRIA			1345	7144	
44 BELG LUX	1484	7318	50794	286712	
54 FRANCE			3596	16768	
55 GERMANY W	1367	7243	38293	208501	
73 NETHRLNDS			424	2258	
559 JAPAN	3024	15111	180090	934133	
990 U STATES	11991	123365	267716	2339914	
	19701	165150	618293	4309978	
PLATES OVER 100 INCHES WIDE	CWT				5103
1 U KINGDOM			16739	125944	
44 BELG LUX	963	4848	963	4848	
55 GERMANY W			8821	56290	
990 U STATES	2814	22997	74498	581616	
	3777	27845	101021	768628	
FLOOR PLATE CARBON STEEL	CWT				5104
1 U KINGDOM	1837	10832	50248	301305	
44 BELG LUX			3662	22508	
54 FRANCE			423	2320	
55 GERMANY W			489	3519	
559 JAPAN	437	2710	6884	36330	
990 U STATES	6774	46240	207610	1427652	
	9048	59782	269316	1793634	
PLATES ALLOY STEEL	CWT				5105
1 U KINGDOM	239	12263	7350	350550	
54 FRANCE			8712	262858	
55 GERMANY W			11	296	
85 SWEDEN	22	584	728	35796	
990 U STATES	4199	206244	51701	2338872	
	4460	219091	68502	2988372	
PLATES FABRICATED COATED NOP	CWT				5106
1 U KINGDOM	67	4969	4269	51243	
55 GERMANY W			78	1989	
990 U STATES	1061	28391	9017	212870	
	1128	33360	13364	266102	
PLATES FLANGED OR DISHD	CWT				5107
1 U KINGDOM			22	308	
990 U STATES	4053	94744	57161	1234535	
	4053	94744	57183	1234843	
SHEETS NOT TEMPERED FOR SAWS	CWT				5115
1 U KINGDOM			1251	27280	
54 FRANCE	22	3225	232	32257	
55 GERMANY W	33	4508	637	75769	
85 SWEDEN	1067	30777	4785	150761	
990 U STATES	877	34305	31600	1062526	
	1999	72815	38505	1348593	
SHEETS TEMPERED FOR SAWS	CWT				5116
1 U KINGDOM			256	14410	

IMPORTS INTO CANADA FOR CONSUMPTION

Commodities and Countries from which Imported	MONTH OF DECEMBER 1960		TWELVE MONTHS ENDED DECEMBER 1960		Class Number
	Quantities	Values (\$)	Quantities	Values (\$)	
CASH REGISTER PARTS					5503
55 GERMANY W		332		7935	
85 SWEDEN		396		18100	
990 U STATES		150070		1898875	
		150798		1924910	
DICTATING MACHINES AND PARTS					5504
1 U KINGDOM		16953		283406	
44 BELG LUX				193	
49 DENMARK		306		3912	
54 FRANCE				384	
55 GERMANY W		35013		529379	
73 NETHRLNDS		14165		141025	
86 SWITZRLND		667		1832	
990 U STATES		103535		1052857	
		170639		2012988	
TYPEWRITERS					5505
1 U KINGDOM	NO				
54 FRANCE	1300	89289	19665	1307990	
55 GERMANY W	13	1172	221	7263	
67 ITALY	343	18615	6635	388689	
73 NETHRLNDS			1676	116566	
82 SPAIN	1	296	5271	172964	
85 SWEOEN	34	2143	310	7780	
86 SWITZRLND	381	22540	646	43107	
246 CZECHO S	1138	25095	2609	154327	
258 GERMANY E	800	19486	8234	169276	
559 JAPAN	6	137	2908	69761	
990 U STATES	323	22088	8	226	
	4339	200861	7864	864605	
			56047	3302554	
TYPEWRITER PARTS					5506
1 U KINGDOM		3876		398176	
44 BELG LUX				1075	
54 FRANCE		412		3553	
55 GERMANY W		2522		73442	
67 ITALY		515		2152	
73 NETHRLNDS				943	
85 SWEOEN				182	
86 SWITZRLND		451		20080	
246 CZECHO S		26556		160869	
990 U STATES		319175		3978182	
		353507		4638654	
ELECTRONIC COMPUTERS AND PARTS					
1 U KINGDOM	NO		1	241594	
990 U STATES	1	60105	56	2907199	
			57	3148793	
MACHINERY 412A PAPER WORKING					5511
1 U KINGDOM		46543		624543	
44 BELG LUX				724	
49 DENMARK		223		10809	
54 FRANCE		413		103796	
55 GERMANY W		52764		1147767	
67 ITALY		4974		39315	
73 NETHRLNDS				36295	
85 SWEDEN				31748	
86 SWITZRLND		16502		256364	
246 CZECHO S				3290	
258 GERMANY E		10710		39636	
559 JAPAN				55122	
886 P RICO				25409	
990 U STATES		1207475		12893563	
		1339604		15268381	
MACHINERY 412A CELLULOSE					5512
1 U KINGDOM		83		42843	
55 GERMANY W				11051	
990 U STATES		20310		187485	
		20393		241379	
NEWSPAPER PRESSES AND PARTS					5513
1 U KINGDOM	NO		1	642409	
55 GERMANY W		135	1	12440	
86 SWITZRLND				596	
990 U STATES		73746	15	832929	
		73881	17	1488374	
FLAT BED CYL PRESSES AND PARTS					5514
1 U KINGDOM	NO			444	
990 U STATES	2	29783	6	74892	
		29783	6	75336	
PRINTING PRESSES N O P AND PTS					5515
1 U KINGDOM	NO		8470	1310979	
49 DENMARK	341	90312	761	54447	
54 FRANCE		163	4	31559	
55 GERMANY W	85	129509	680	1172179	
67 ITALY	1	7596	234	198535	
73 NETHRLNDS		356	60	7201	
85 SWEDEN	18	2408	315	177012	
86 SWITZRLND	1	1576	6	13929	
246 CZECHO S			10	13852	
258 GERMANY E	20	18406	20	18406	
559 JAPAN	2	596	4	29635	
990 U STATES	329	563193	9000	9095929	
	797	814115	19564	12123663	
TYPECASTING MACHINES AND PARTS					5516
1 U KINGDOM		2339		27028	
55 GERMANY W				860	
67 ITALY				1679	
85 SWEDEN				9000	
990 U STATES		196546		2633080	
		198885		2671647	

IMPORTS INTO CANADA FOR CONSUMPTION

Commodities and Countries from which Imported	MONTH OF DECEMBER 1960		TWELVE MONTHS ENDED DECEMBER 1960		Class Number
	Quantities	Values (\$)	Quantities	Values (\$)	
TYPEMAKING ACCESSORIES AND PTS					5517
1 U KINGDOM				5179	
55 GERMANY W				139	
990 U STATES		3702		53421	
		3702		58739	
SHOVELS PWR NOT MDE CANADA NOP	NO				5518
1 U KINGDOM			8	73491	
55 GERMANY W			6	66687	
73 NETHRLNDS			1	5126	
990 U STATES	2	24388	136	2129392	
	2	24388	151	2274696	
SHOVELS POWER MADE CANADA NOP	NO				5519
1 U KINGDOM			3	43114	
85 SWEDEN			3	85173	
990 U STATES	5	168675	94	2104353	
	5	168675	100	2232640	
SHOVELS POWER PARTS OF N O P					5520
1 U KINGDOM		6493		60969	
54 FRANCE				2372	
55 GERMANY W		337		10690	
67 ITALY		104		3521	
85 SWEDEN				2483	
990 U STATES		344266		6362740	
		351200		6442775	
AIR COMPRESSING MACH AND PARTS					5521
1 U KINGDOM		52934		1310690	
43 AUSTRIA		129		10291	
44 BELG LUX		113		60336	
49 DENMARK				1714	
54 FRANCE				25421	
55 GERMANY W		13339		139017	
67 ITALY		5443		15958	
85 SWEDEN		6296		95167	
86 SWITZRLNO				76758	
246 CZECHO S				1920	
874 MEXICO				3360	
990 U STATES		710317		10617297	
		788571		12357929	
BAKERY MACHINERY ANO PARTS					5522
1 U KINGDOM		8372		102843	
43 AUSTRIA				10962	
49 DENMARK				13041	
54 FRANCE				1321	
55 GERMANY W		1224		17184	
67 ITALY				79087	
73 NETHRLNDS		1430		36441	
85 SWEDEN				8339	
86 SWITZRLND				5165	
990 U STATES		182703		3450876	
		193729		3725259	
CHAIN SAWS AND PARTS	NO				5523
55 GERMANY W		775	64	18120	
73 NETHRLNDS			1	243	
76 NORWAY			1	1921	
85 SWEDEN	252	55632	1204	216403	
990 U STATES	753	308205	5175	3763893	
	1005	364612	6445	4000580	
COAL CARBONIZING MACH AND PTS					5524
990 U STATES		500		96265	
		500		96265	
SEWING MACH INDUSTRIAL AND PTS	NO				5525
1 U KINGDOM	12	3957	769	124242	
44 BELG LUX				17164	
49 DENMARK		72	13	15231	
54 FRANCE		57	12	2446	
55 GERMANY W	45	5779	1547	182276	
67 ITALY	250	9564	295	17676	
85 SWEDEN	2	343	8	957	
86 SWITZRLND		677	112	31501	
559 JAPAN	15	4324	538	41176	
990 U STATES	349	193875	4606	2302852	
	673	218648	7900	2735521	
CLAY PRODUCTS MACH AND PARTS					5526
1 U KINGDOM		1431		3052	
55 GERMANY W				433	
86 SWITZRLNO				155	
990 U STATES		7230		108186	
		8661		111826	
COAL COKE AND GAS MACH AND PTS					5527
1 U KINGDOM		4532		13372	
990 U STATES		167748		1912463	
		172280		1925835	
WASTE RECOVERY MACH AND PARTS					5528
1 U KINGDOM		3305		60927	
55 GERMANY W				10765	
990 U STATES		58489		551831	
		61794		623523	
COAL HANDLING MACHINES AND PTS					5529
1 U KINGDOM				13253	
990 U STATES		29639		425813	
		29639		439066	
CONCRETE MIXING MACH AND PARTS	NO				5530
1 U KINGDOM			23	43667	
49 DENMARK				93	
55 GERMANY W			7	61332	
990 U STATES	8	31958	289	817439	
	8	31958	319	922531	

IMPORTS INTO CANADA FOR CONSUMPTION

Commodities and Countries from which Imported	MONTH OF DECEMBER 1960		TWELVE MONTHS ENDED DECEMBER 1960		Class Number
	Quantities	Values (\$)	Quantities	Values (\$)	
ROCK DRILL BITS					
1 U KINGDOM	NO				5531
43 AUSTRIA	258	1784	3310	19985	
55 GERMANY W			240	1665	
85 SWEDEN			100	915	
427 UN SO AFR	1006	10779	28669	294299	
990 U STATES	72	502	12954	94201	
	6597	41846	41383	1035090	
	7933	54911	86656	1446155	
DENTAL ENGINES ELECTRIC					
1 U KINGDOM	NO		4	531	5532
55 GERMANY W			12	590	
990 U STATES	2	424	169	25096	
	2	424	185	26217	
HAND FIRE EXTINGUISHERS					
1 U KINGDOM		719		14073	5534
990 U STATES		106607		1380121	
		107326		1394194	
FERTILIZER MACHINERY AND PARTS					
1 U KINGDOM		1059		214251	5535
49 DENMARK				709	
55 GERMANY W				263	
76 NORWAY				29290	
990 U STATES		8969		42854	
		10028		287367	
FISH PREPARING MACH AND PARTS					
1 U KINGDOM				6270	5536
49 DENMARK		1103		16732	
55 GERMANY W		9137		159655	
990 U STATES		94		96199	
		10334		278856	
REFRIGERATING MACH AND PARTS					
1 U KINGDOM		666		257986	5537
49 DENMARK		2801		35625	
55 GERMANY W				11115	
990 U STATES		477771		11194606	
		481238		11499332	
LAWN MOWERS POWER AND PARTS					
1 U KINGDOM	NO				5538
990 U STATES	101	5041	2259	91719	
	872	98708	80637	4506092	
	973	103749	82896	4597811	
LAWN MOWERS N O P					
1 U KINGDOM	NO				5539
990 U STATES	46	353	47915	381345	
	30	549	5815	76939	
	76	902	53730	458284	
LEATHER MACHINERY AND PARTS					
1 U KINGDOM				7326	5540
55 GERMANY W				3994	
67 ITALY				7516	
73 NETHRLNDS				1930	
990 U STATES		13960		160198	
		13960		180964	
LOGGING MCHY AND PARTS N O P					
1 U KINGDOM		562		71816	5541
44 BELG LUX		963		963	
55 GERMANY W				18784	
73 NETHRLNDS				11357	
76 NORWAY				1000	
85 SWEDEN				9020	
86 SWITZRLND				117346	
559 JAPAN		1235		41576	
622 NEW ZEAL				400	
990 U STATES		350569		8287086	
		353329		8559348	
METAL DRILLING MACH AND PARTS					
1 U KINGDOM		10079		374034	5542
43 AUSTRIA				1225	
44 BELG LUX		336		23636	
49 DENMARK		1057		1165	
54 FRANCE				21747	
55 GERMANY W		9457		47256	
67 ITALY				22423	
73 NETHRLNDS				9731	
85 SWEDEN		814		19129	
86 SWITZRLND		42180		105126	
246 CZECHO S				41325	
277 POLAND				3550	
559 JAPAN				52	
990 U STATES		235102		2338489	
		299025		3008888	
METAL GRINDING MACH AND PARTS					
1 U KINGDOM		18573		459583	5543
44 BELG LUX				4788	
49 DENMARK				83551	
54 FRANCE				13666	
55 GERMANY W		4244		271184	
67 ITALY				7645	
73 NETHRLNDS		15572		61476	
85 SWEDEN		450		34951	
86 SWITZRLND		4803		38523	
246 CZECHO S		2106		32296	
559 JAPAN				757	
990 U STATES		313235		4401242	
		358983		5409662	
METALWORKING LATHES AND PARTS					
1 U KINGDOM		30552		1019115	5544
43 AUSTRIA		1123		26852	

IMPORTS INTO CANADA FOR CONSUMPTION

Commodities and Countries from which Imported	MONTH OF DECEMBER 1960		TWELVE MONTHS ENDED DECEMBER 1960		Class Number
	Quantities	Values (\$)	Quantities	Values (\$)	
44 BELG LUX		19 337		29 480	
49 DENMARK				75 44	
54 FRANCE		14 596		38 454	
55 GERMANY W		12 901		40 100 8	
67 ITALY		8 770		37 305	
73 NETHRLNDS				17 92	
85 SWEDEN		3 170		22 606	
86 SWITZRLND		131		178 19	
246 CZECHO S		6 559		61 850	
258 GERMANY E				3 29	
990 U STATES		188 415		2 982 062	
		285 554		4 646 216	
METAL MILLING MACHINES AND PTS					5 545
1 U KINGDOM		6 4237		75 6460	
44 BELG LUX				925	
49 DENMARK				3 4201	
54 FRANCE		1 364		2 6529	
55 GERMANY W		10 849		18 8682	
67 ITALY		1 037		7 4817	
73 NETHRLNDS		10 010		38 694	
85 SWEDEN				7 6094	
86 SWITZRLND				35 488	
246 CZECHO S		5 685		31 394	
277 POLAND				1 2919	
990 U STATES		123 181		1 605 614	
		216 363		2 881 817	
METALWORKING PLANERS AND PARTS					5 546
1 U KINGDOM				2886	
55 GERMANY W				10038	
990 U STATES		252		17601	
		252		30525	
METALWORKING PRESSES AND PARTS					5 547
1 U KINGDOM		12 744		20 1988	
44 BELG LUX				7317	
49 DENMARK		384		2 609	
54 FRANCE				2213	
55 GERMANY W		7 587		15 0886	
67 ITALY		131		12351	
73 NETHRLNDS				11 053	
85 SWEDEN				1929	
86 SWITZRLND		50		8228	
614 AUSTRALIA				13772	
990 U STATES		310 784		4 605 976	
		331 680		5 018 322	
METAL ROLLING MILL MCH AND PTS					5 548
1 U KINGDOM		465		36 3884	
55 GERMANY W				48 2138	
67 ITALY				18 660	
85 SWEDEN				4 349	
86 SWITZRLND				334	
990 U STATES		610 916		6 804 210	
		611 381		7 673 575	
METAL SHAPERS SLOTTERS AND PTS					5 549
1 U KINGDOM				99280	
55 GERMANY W				17528	
85 SWEDEN				8425	
86 SWITZRLND				5741	
246 CZECHO S				6363	
990 U STATES		48877		542486	
		48877		679823	
METALWORKING MCH N D P AND PTS					5 550
1 U KINGDOM		94 122		71 8183	
43 AUSTRIA				394	
44 BELG LUX		207		2 452	
49 DENMARK				17 721	
54 FRANCE		87		59368	
55 GERMANY W		23 626		58 0901	
67 ITALY				81 325	
73 NETHRLNDS				7 441	
85 SWEDEN		23 620		59 050	
86 SWITZRLND		675		49 658	
246 CZECHO S		667		667	
559 JAPAN				4 126	
614 AUSTRALIA				1338	
990 U STATES		62 4201		802 7963	
		767 205		9 610 587	
MOTION PICTURE PROJECTORS					5 551
1 U KINGDOM		3 216		70 516	
43 AUSTRIA		10 055		25 0517	
49 DENMARK				2 389	
54 FRANCE		3 618		12 889	
55 GERMANY W		703		48 142	
67 ITALY				8 804	
73 NETHRLNDS				4 637	
86 SWITZRLND		420		19 542	
258 GERMANY E				400	
559 JAPAN		83 978		33 1038	
614 AUSTRALIA				971	
815 BERMUDA				12 713	
990 U STATES		365 444		386 7066	
		467 434		4 629 624	
CRANES ETC NOT MADE IN CANADA	NO				5 552
1 U KINGDOM	5	203 411	125	31 9286	
55 GERMANY W			22	59 243	
64 IRELAND			1	2 4511	
73 NETHRLNDS			6	19 172	

IMPORTS INTO CANADA FOR CONSUMPTION

Commodities and Countries from which Imported	MONTH OF DECEMBER 1960		TWELVE MONTHS ENDED DECEMBER 1960		Class Number
	Quantities	Values (\$)	Quantities	Values (\$)	
76 NORWAY			1	805	
85 SWEDEN	3	7213	136	125925	
990 U STATES	82	179656	972	3651828	
	90	390280	1263	4200770	
CRANES ETC KIN: MADE IN CANADA	NO				5553
1 U KINGDOM	78	24708	664	123907	
54 FRANCE			10	3158	
55 GERMANY W	3	1082	298	241193	
67 ITALY			3	13564	
76 NORWAY	17	7685	162	94139	
85 SWEDEN			9	28575	
559 JAPAN	54	962	259	6757	
813 SAHAMAS			1	22000	
990 U STATES	120	147474	2203	3068950	
	272	181911	3609	3602243	
CRANES HOISTS ETC NOP PARTS OF					5554
1 U KINGDOM		79349		362594	
54 FRANCE				41304	
55 GERMANY W		2972		72648	
73 NETHRLNDS				90	
76 NORWAY		500		6820	
85 SWEDEN				33043	
86 SWITZRLND				437	
990 U STATES		135761		2428917	
		218582		2945853	
OZONE GENERATORS AND PARTS					5555
54 FRANCE				19148	
55 GERMANY W				1618	
86 SWITZRLND		961		9605	
990 U STATES		224		25783	
		1185		56154	
PAPER MILL MACHINES AND PARTS					5556
1 U KINGDOM		356755		2846025	
43 AUSTRIA				26475	
54 FRANCE		9385		30176	
55 GERMANY W		5206		210641	
85 SWEDEN		4097		20899	
86 SWITZRLND				36756	
559 JAPAN				2057	
785 VENEZUELA				6000	
990 U STATES		351860		5134559	
		727303		8313588	
PULP MILL MACHINES AND PARTS					5557
1 U KINGDOM				96286	
55 GERMANY W				2098	
67 ITALY				2000	
76 NORWAY		24061		49803	
85 SWEDEN		72067		745734	
990 U STATES		113589		1362527	
		209717		2258448	
POWER PUMPS N O P AND PARTS	NO				5558
1 U KINGDOM	179	41679	3345	809599	
44 BELG LUX	2	6727	3	11113	
49 DENMARK				196	
54 FRANCE	1002	4040	2015	21013	
55 GERMANY W		80	800	124407	
64 IRELAND				93	
67 ITALY			9	11877	
73 NETHRLNDS		366	364	11381	
76 NORWAY			1	134	
85 SWEDEN	5	4442	295	183606	
86 SWITZRLND			63	14982	
427 UN SO AFR				155	
559 JAPAN		3189	10	4026	
990 U STATES	3897	621307	56244	10139029	
	5085	681830	63149	11331611	
RIFLE MAKING MACHINERY					5559
990 U STATES		76		18375	
		76		18375	
ROAD MAKING MACHINERY AND PTS					5560
1 U KINGDOM		5944		356418	
990 U STATES		83552		5767793	
		89496		6124211	
TRENCH AND DITCH MACH AND PTS					5561
990 U STATES		2028		80744	
		2028		80744	
ROLLERS STREET ROAD AND PARTS	NO				5562
1 U KINGDOM		745	9	50956	
55 GERMANY W			5	12177	
85 SWEDEN			28	79400	
990 U STATES	2	26522	447	1604563	
	2	27267	489	1747096	
ROLLS CAST FOR ROLLING STEEL					5563
1 U KINGDOM		71611		377533	
55 GERMANY W				6227	
990 U STATES		204565		2341094	
		276176		2724854	
SAWMILL MACHINERY AND PARTS					5564
1 U KINGDOM				4837	
43 AUSTRIA				5604	
44 BELG LUX		7836		12239	
55 GERMANY W		8530		210827	
85 SWEDEN		3026		48683	
990 U STATES		77486		1243595	
		96878		1525785	

IMPORTS INTO CANADA FOR CONSUMPTION

Commodities and Countries from which Imported	MONTH OF DECEMBER 1960		TWELVE MONTHS ENDED DECEMBER 1960		Class Number
	Quantities	Values (\$)	Quantities	Values (\$)	
SCRAPERS RAILWAY OR ROAD 990 U STATES		220010		3188571	5565
		220010		3188571	
SHOE MACHINERY AND PARTS		11598		608331	5566
1 U KINGDOM				1481	
44 BELG LUX				30410	
49 DENMARK				37409	
54 FRANCE		418		68372	
55 GERMANY W		5014		39700	
67 ITALY		3533		3448	
73 NETHRLNDS				4385	
85 SWEDEN				7694	
246 CZECHO S		80			
990 U STATES		111407		1542377	
		132050		1796107	
ROLLS CAST FOR ROLLING PAPER		3037		149862	5567
1 U KINGDOM				101047	
55 GERMANY W				234171	
990 U STATES		12073		485080	
		15110			
STREET CLEANING MACH AND PARTS				61	5569
1 U KINGDOM				18478	
55 GERMANY W				1128059	
990 U STATES		139934		1146598	
		139934			
BEEET SUGAR MACHINERY AND PARTS		1038		4548	5570
1 U KINGDOM				160311	
990 U STATES		2164		164859	
		3202			
VENEER DRYING MACHINES AND PTS		18822		556331	5571
990 U STATES		18822		556331	
WATER METERS N O P AND PARTS	N O				5572
1 U KINGDOM			43	14258	
990 U STATES		3168	103	44932	
	6	3168	146	59190	
WATER TURBINES AND PARTS		1416		48305	5573
1 U KINGDOM				60356	
54 FRANCE				1809	
67 ITALY				44124	
85 SWEDEN				3611	
86 SWITZRLND				576501	
990 U STATES		1682		734706	
		3098			
WIRE STITCHER STAPLERS AND PTS		2361		20585	5574
1 U KINGDOM				392	
43 AUSTRIA				1076	
54 FRANCE				14050	
55 GERMANY W		143		4861	
67 ITALY				302	
76 NORWAY				54199	
85 SWEDEN		2968		373	
553 CHINA COM				37260	
559 JAPAN		4058		1111421	
990 U STATES		74272		1244519	
		83802			
YARN CORD FABRIC MACH AND PTS		206330		3641177	5575
1 U KINGDOM				4666	
43 AUSTRIA				119245	
44 BELG LUX		145		3651	
49 DENMARK		439		30633	
54 FRANCE		2546		738261	
55 GERMANY W		133570		830284	
67 ITALY		22404		16167	
73 NETHRLNDS		232		2079	
85 SWEDEN				653191	
86 SWITZRLND		19220		426	
246 CZECHO S				1607	
258 GERMANY E				352	
262 HUNGARY				14147	
277 POLAND				5617	
355 ISRAEL				39684	
559 JAPAN					
990 U STATES		1224481		13537393	
		1609367		19638580	
ALL MACHINERY N O P AND PARTS		553173		9719618	5576
1 U KINGDOM		32944		244389	
43 AUSTRIA		10728		191739	
44 BELG LUX		14468		190159	
49 DENMARK				11396	
53 FINLAND				401726	
54 FRANCE		14452		3608191	
55 GERMANY W		416064		715	
64 IRELAND				494454	
67 ITALY		45273		197531	
73 NETHRLNDS		8175		41554	
76 NORWAY				20893	
78 PORTUGAL		3386		430	
82 SPAIN				1394072	
85 SWEDEN		126057		805084	
86 SWITZRLND		40377		2079	
246 CZECHO S		459		1320	
258 GERMANY E				1173	
277 POLAND				4636	
427 UN SO AFR				726	
516 HONG KONG		99			

IMPORTS INTO CANADA FOR CONSUMPTION

Commodities and Countries from which Imported	MONTH OF DECEMBER 1960		TWELVE MONTHS ENDED DECEMBER 1960		Class Number
	Quantities	Values (\$)	Quantities	Values (\$)	
559 JAPAN		2573		108750	
614 AUSTRALIA		2203		59005	
622 NEW ZEAL				925	
785 VENEZUELA				882	
813 BAHAMAS				4841	
824 JAMAICA				350	
848 CUBA				6358	
874 MEXICO				8344	
886 P RICO		1517		313998	
990 U STATES		9125428		134366745	
		10397376		152202083	
CIGARETTE CIGAR MACH AND PARTS					5577
1 U KINGDOM		35143		1110129	
55 GERMANY W		517		111234	
85 SWEDEN				34653	
990 U STATES		145465		576292	
		181125		1832308	
VENEER OR PLYWOOD MACH AND PTS					5578
1 U KINGDOM				485	
55 GERMANY W		704		85572	
990 U STATES		7527		454423	
		8231		540480	
FORGED STEEL ROLLS					5580
1 U KINGDOM		75266		762301	
55 GERMANY W				5331	
990 U STATES		48949		1165766	
		124215		1933398	
FIXED METERS GAUGES FOR LIQUID					5581
1 U KINGDOM		685		37829	
55 GERMANY W				10498	
76 NORWAY				2340	
990 U STATES		41940		754739	
		42625		805406	
AIR CONDITIONING APPARATUS NOP					5582
1 U KINGDOM		6290		348685	
54 FRANCE				10029	
55 GERMANY W				42089	
67 ITALY		178		12733	
73 NETHRLNDS		83		4420	
85 SWEDEN		3404		31187	
86 SWITZRLND		11079		25756	
427 UN SO AFR				1014	
559 JAPAN				769	
990 U STATES		650810		11502803	
		671844		11979485	
DIES IN THE ROUGH					5583
1 U KINGDOM		419		7793	
54 FRANCE				320	
73 NETHRLNDS				1116	
990 U STATES		6980		55963	
		7399		65192	
BOTTLING MACHINES AND PARTS					5584
1 U KINGDOM		298		6195	
44 BELG LUX				1145	
49 DENMARK				4987	
55 GERMANY W				73936	
990 U STATES		463036		4732733	
		463334		4818996	
BULLDOZERS EARTHMOVERS AND PTS	NO				5585
1 U KINGDOM		32696	3	849791	
55 GERMANY W				3296	
85 SWEDEN		295		13625	
559 JAPAN		3485		4343	
990 U STATES	7	682301	176	12455728	
	7	718777	179	13326783	
CONVEYING EQUIPMENT AND PARTS					5586
1 U KINGDOM		24360		744294	
43 AUSTRIA				2540	
44 BELG LUX				1425	
54 FRANCE		3214		138333	
55 GERMANY W		2448		108238	
67 ITALY				13888	
73 NETHRLNDS				1853	
76 NORWAY		47521		69881	
85 SWEDEN		5620		74776	
86 SWITZRLND		63073		148856	
559 JAPAN				4937	
990 U STATES		300659		5144285	
		446895		6453306	
POWER JACKS AND PARTS	NO				5587
1 U KINGDOM	18	2264	601	84682	
44 BELG LUX			1	683	
49 DENMARK			13	677	
54 FRANCE			3	2951	
55 GERMANY W			29	3071	
85 SWEDEN	209	2525	1698	22083	
990 U STATES	1504	99700	30637	1448519	
	1731	104489	32982	1562666	
STONE CRUSHING MACH AND PARTS					5588
1 U KINGDOM		4120		219775	
44 BELG LUX				1772	
54 FRANCE				2347	
990 U STATES		132243		3695072	
		136363		3918966	
WOODWORKING MACH AND PARTS NOP					5589
1 U KINGDOM		20500		307937	

IMPORTS INTO CANADA FOR CONSUMPTION

Commodities and Countries from which Imported	MONTH OF DECEMBER 1960		TWELVE MONTHS ENDED DECEMBER 1960		Class Number
	Quantities	Values (\$)	Quantities	Values (\$)	
43 AUSTRIA				2029	
44 BELG LUX				58365	
54 FRANCE				152	
55 GERMANY W		47653		315324	
67 ITALY		4273		36161	
73 NETHRLNDS		2826		6968	
85 SWEODN		1566		74424	
86 SWITZRLND		130		14810	
246 CZECHO S				1188	
813 BAHAMAS				580	
990 U STATES		474556		6799360	
		551504		7617298	
AIR CONDITIONERS ROOM SIZE	NO				
1 U KINGDOM			40	1100	5590
990 U STATES	265	24398	40925	4586304	
	265	24398	40965	4587404	
FRONT END LOADERS SHOVELS PTS	NO				
1 U KINGDOM	3	34144	22	259776	5591
55 GERMANY W	2	46066	2	66334	
990 U STATES	21	654124	555	14381978	
	26	734334	579	14708088	
PASS ELEVATOR ESCALATR AND PTS	NO				
1 U KINGDOM		16160	1	240303	5598
55 GERMANY W	4	58729	4	58729	
86 SWITZRLND				17532	
990 U STATES	5	62537	33	1161534	
	9	137426	38	1478098	
FREIGHT SIDEWLK ELEVTR AND PTS	NO				
1 U KINGDOM	1	1003	3	40104	5599
54 FRANCE			2	1171	
86 SWITZRLNO				2439	
990 U STATES	7	40778	99	689298	
	8	41781	104	733012	
BATHS BATHTUBS IRON OR STEEL					
1 U KINGDOM				2599	5600
55 GERMANY W		5147		38250	
824 JAMAICA				420	
990 U STATES		27936		397155	
		33083		438424	
BASINS CLOSETS SINKS					
1 U KINGDOM		4766		60838	5601
55 GERMANY W		919		12072	
73 NETHRLNDS				3387	
85 SWEODN		57		57	
990 U STATES		54751		893460	
		60493		969814	
CONTAINERS TINPLATE FOR FOOD					
990 U STATES		142116		2486568	5602
		142116		2486568	
CONTAINERS TINPLATE N O P					
1 U KINGDOM		8921		58575	5603
44 BELG LUX				1447	
54 FRANCE				1660	
55 GERMANY W		811		12759	
73 NETHRLNDS				2006	
86 SWITZRLND				248	
559 JAPAN				632	
990 U STATES		286382		3277588	
		296114		3354915	
HOLLOW WARE ENAMELLED IRON					
1 U KINGDOM		1492		11159	5604
43 AUSTRIA				155	
44 BELG LUX		1244		32185	
49 DENMARK		6160		22062	
53 FINLAND				672	
54 FRANCE		4408		15520	
55 GERMANY W		1192		14561	
64 IRELAND				1065	
67 ITALY		853		1290	
73 NETHRLNDS		374		8859	
76 NORWAY				1103	
559 JAPAN				4587	
874 MEXICO				168	
990 U STATES		14235		233468	
		29958		346854	
HOLLOW WARE IRON N O P					
1 U KINGDOM		953		93049	5605
49 DENMARK		1372		25355	
53 FINLAND		153		359	
54 FRANCE		460		10327	
55 GERMANY W		2357		33581	
67 ITALY				2028	
73 NETHRLNDS				6044	
76 NORWAY				2594	
85 SWEDEN		770		25767	
86 SWITZRLND				797	
516 HONG KONG		59		1397	
559 JAPAN		10358		93775	
990 U STATES		308675		3171425	
		325157		3466498	
KITCHEN DAIRY HOLLOW WARE TIN					
1 U KINGDOM				4939	5606
55 GERMANY W		12529		89053	
85 SWEODN				4349	
990 U STATES		3372		47227	
		15901		145568	

IMPORTS INTO CANADA FOR CONSUMPTION

Commodities and Countries from which Imported	MONTH OF DECEMBER 1960		TWELVE MONTHS ENDED DECEMBER 1960		Class Number
	Quantities	Values (\$)	Quantities	Values (\$)	
MFRS OF TIN AND TINPLATE N O P					5607
1 U KINGDOM		8142		145448	
44 BELG LUX				176	
54 FRANCE		738		4374	
55 GERMANY W		1408		26116	
67 ITALY				3495	
73 NETHRLNDS		579		7469	
76 NORWAY		51		943	
85 SWEDEN				240	
246 CZECHO S				1016	
516 HONG KONG		160		3277	
559 JAPAN				19579	
874 MEXICO		151		377	
990 U STATES		211194		3336095	
		222423		3548605	
ANVILS AND VISES					5621
1 U KINGDOM		9398		161245	
55 GERMANY W		672		9232	
85 SWEDEN				56	
86 SWITZRLND				1319	
246 CZECHO S				883	
277 POLAND				1512	
559 JAPAN		1355		12724	
990 U STATES		10443		153801	
		21868		340772	
AUGERS BITS AND DRILLS					5622
1 U KINGDOM		46606		1096505	
43 AUSTRIA		3711		53380	
44 BELG LUX				1697	
49 DENMARK		1163		8555	
54 FRANCE				19708	
55 GERMANY W		24803		214497	
67 ITALY		97		24596	
73 NETHRLNDS		2906		7928	
85 SWEDEN		962		74989	
86 SWITZRLND		245		7573	
355 ISRAEL				4319	
559 JAPAN		6430		45621	
614 AUSTRALIA		7364		113098	
990 U STATES		53077		868235	
		147364		2540701	
AXES					5623
	DOZ				
1 U KINGDOM	126	2660	3224	36385	
55 GERMANY W	184	1521	3736	45942	
85 SWEDEN	567	7510	5732	77573	
559 JAPAN			235	2487	
990 U STATES	8	298	417	10790	
	885	11989	13344	173177	
FILES N O P AND RASPS					5624
	DOZ				
1 U KINGDOM	5453	18363	64221	215688	
43 AUSTRIA	100	316	100	316	
55 GERMANY W	225	1019	1621	6622	
67 ITALY			273	294	
78 PORTUGAL			16852	27050	
85 SWEDEN	2083	5731	13173	36436	
86 SWITZRLND	9	68	1011	6348	
559 JAPAN	1911	3892	8871	17638	
990 U STATES	2965	19471	42135	321097	
	12746	48860	148257	631489	
HACK SAW BLADES					5625
1 U KINGDOM		7659		137051	
43 AUSTRIA		790		3453	
55 GERMANY W		3695		19758	
67 ITALY				2306	
85 SWEDEN		293		9881	
86 SWITZRLND				2823	
355 ISRAEL				705	
559 JAPAN		1337		4299	
990 U STATES		7408		113183	
		21182		293459	
SAWS N O P					5626
1 U KINGDOM		6429		85548	
43 AUSTRIA				380	
49 DENMARK		253		8248	
55 GERMANY W		8909		89578	
67 ITALY				1721	
76 NORWAY		166		18106	
85 SWEDEN		6647		103614	
86 SWITZRLND		1410		5674	
246 CZECHO S		254		1365	
277 POLAND				293	
559 JAPAN		5562		42237	
990 U STATES		20566		194521	
		50196		551285	
WRENCHES					5627
1 U KINGDOM		1757		87532	
49 DENMARK				187	
54 FRANCE				866	
55 GERMANY W		18614		327330	
67 ITALY		1793		18485	
85 SWEDEN		467		9211	
86 SWITZRLND		159		332	
559 JAPAN		18568		124821	
614 AUSTRALIA				239	
990 U STATES		148699		2252390	
		190057		2821393	

IMPORTS INTO CANADA FOR CONSUMPTION

Commodities and Countries from which Imported	MONTH OF DECEMBER 1960		TWELVE MONTHS ENDED DECEMBER 1960		Class Number
	Quantities	Values (\$)	Quantities	Values (\$)	
ADZES CLEAVERS HATCHETS PLANES					5628
1 U KINGDOM		17112		242174	
43 AUSTRIA				959	
54 FRANCE				842	
55 GERMANY W		24732		287118	
67 ITALY		249		13584	
73 NETHRLNDS				667	
85 SWEDEN		3446		106641	
86 SWITZRLND				2886	
246 CZECHO S				4096	
277 POLAND				1909	
516 HONG KONG				4205	
559 JAPAN		33232		288067	
614 AUSTRALIA		551		1407	
990 U STATES		67236		966538	
		146558		1921093	
ENGINEERS PRECISION TOOLS					5629
1 U KINGDOM		24974		361489	
43 AUSTRIA				786	
44 BELG LUX				52	
49 DENMARK		660		7331	
53 FINLAND		1642		1999	
54 FRANCE		5739		70004	
55 GERMANY W		44374		431905	
67 ITALY		2111		11701	
73 NETHRLNDS		256		2540	
76 NORWAY				4244	
85 SWEDEN		4725		53737	
86 SWITZRLND		25128		296480	
246 CZECHO S				2887	
258 GERMANY E				836	
262 HUNGARY				616	
277 POLAND				1059	
527 PAKISTAN				1150	
559 JAPAN		4850		105262	
614 AUSTRALIA				591	
990 U STATES		344518		4483528	
		458977		5838197	
TOOLS N O P					5630
1 U KINGDOM		64564		959675	
43 AUSTRIA		568		7360	
44 BELG LUX				791	
49 DENMARK		144		3611	
54 FRANCE		1235		18217	
55 GERMANY W		13583		355708	
67 ITALY		3222		42932	
73 NETHRLNDS		1104		5812	
76 NORWAY				1129	
85 SWEDEN		1712		44012	
86 SWITZRLND		789		26344	
246 CZECHO S		3270		22600	
277 POLAND				2008	
516 HONG KONG		1185		3289	
559 JAPAN		43010		420737	
614 AUSTRALIA		705		23154	
815 BERMUDA				644	
990 U STATES		396037		7770654	
		531128		9708677	
FILES MANICURE					5631
1 U KINGDOM		124		8820	
54 FRANCE				878	
55 GERMANY W		644		6208	
990 U STATES		723		16476	
		1491		32382	
TOOLS FOR USE IN MACHINES					5632
1 U KINGDOM		53700		831669	
43 AUSTRIA		607		14685	
44 BELG LUX				3195	
49 DENMARK				3322	
54 FRANCE		332		6593	
55 GERMANY W		17642		135564	
67 ITALY		284		25637	
73 NETHRLNDS				15016	
85 SWEDEN		3861		130839	
86 SWITZRLND		1284		48925	
258 GERMANY E				200	
516 HONG KONG				278	
559 JAPAN		281		9375	
614 AUSTRALIA		232		3446	
990 U STATES		621799		8197609	
		700022		9426353	
AUTOMOBILES FREIGHT NEW					5541
1 U KINGDOM	NO	339	347365	3063	3346186
54 FRANCE		1	1208	229	230230
55 GERMANY W		39	45077	2054	2256063
67 ITALY		10	13222	37	47334
85 SWEDEN				3	20272
559 JAPAN				5	3663
990 U STATES		454	1261949	3318	17315105
		843	1668821	8709	23218853
AUTOS PASS NEW UNDER 1200 DOL					5542
1 U KINGDOM	NO	3399	3280612	67285	68802420
54 FRANCE		165	179950	7441	6541403
55 GERMANY W		2210	1728983	33382	25662237
67 ITALY		3	2648	902	653126
73 NETHRLNDS				91	91222

IMPORTS INTO CANADA FOR CONSUMPTION

Commodities and Countries from which Imported	MONTH OF DECEMBER 1960		TWELVE MONTHS ENDED DECEMBER 1960		Class Number
	Quantities	Values (\$)	Quantities	Values (\$)	
85 SWEDEN	129	149955	225	260061	5643
246 CZECHO S	40	41562	364	299289	
559 JAPAN			12	11023	
	5946	5383710	109702	102320781	
AUTOS PASS NEW 1200 TO 2100DOL	NO				5644
1 U KINGDOM	1679	2268217	24458	32455460	
54 FRANCE	175	243111	2018	2714333	
55 GERMANY W	208	349564	3320	5263650	
67 ITALY			150	245303	
85 SWEDEN	377	507725	1313	1765735	
86 SWITZRLND			1	1550	
246 CZECHO S	7	9075	7	9075	
559 JAPAN			1	1233	
990 U STATES	1480	2633289	16688	28115486	
	3926	6010981	47956	70571825	
AUTOS PASS NEW N O P	NO				5645
1 U KINGDOM	61	279987	1088	3470435	
44 BELG LUX			2	5771	
54 FRANCE			4	15227	
55 GERMANY W	88	207374	725	1773702	
67 ITALY			23	65743	
990 U STATES	1309	4183185	11153	35424786	
	1458	4670546	12995	40755664	
MOTOR OMNIBUSES NEW	NO				5646
1 U KINGDOM	3	4541	61	86932	
55 GERMANY W			158	311295	
990 U STATES	35	541292	448	6097893	
	38	545833	667	6496120	
PARTS OF MOTOR BUS BODIES 4381					5648
1 U KINGDOM		1878		44887	
55 GERMANY W		1053		62034	
559 JAPAN				688	
990 U STATES		665932		8434222	
		668863		8542531	
AXLES BRAKES CLUTCHES TRUCK					5649
1 U KINGDOM		969		121035	
44 BELG LUX				300	
54 FRANCE				369	
55 GERMANY W		2025		72924	
614 AUSTRALIA		1292		1292	
990 U STATES		1831601		27954956	
		1835887		28150876	
AUTOMATIC TRANSMISSION AND PTS					5650
1 U KINGDOM				6790	
55 GERMANY W		203		16697	
614 AUSTRALIA				4489	
990 U STATES		2585477		27637632	
		2585680		27665608	
AUTOMOBILE PARTS N O P					5651
1 U KINGDOM		650147		6693957	
43 AUSTRIA		260		1664	
44 BELG LUX				2388	
49 DENMARK		525		1044	
54 FRANCE		54834		584628	
55 GERMANY W		181852		3206950	
64 IRELAND				2586	
67 ITALY		6547		79793	
73 NETHRLNDS		1269		28077	
85 SWEDEN		7495		107097	
246 CZECHO S		1371		24187	
427 UN SO AFR				13545	
559 JAPAN		2844		59241	
614 AUSTRALIA		6456		34998	
813 BAHAMAS		570		570	
886 P RICO				55644	
990 U STATES		17274702		221315346	
		18188872		232211715	
BICYCLES N O P	NO				5652
1 U KINGDOM	9070	165433	139420	2382488	
44 BELG LUX			43	901	
54 FRANCE	1	95	28	1759	
55 GERMANY W	42	652	3414	39298	
67 ITALY	754	15725	4858	89382	
73 NETHRLNDS	695	9928	9412	128936	
246 CZECHO S			8504	85673	
262 HUNGARY			1200	11564	
277 POLAND	250	1799	2909	23833	
559 JAPAN	284	4240	1828	25641	
990 U STATES	23	449	689	10820	
	11119	198321	172305	2800295	
BICYCLE AND TRICYCLE PARTS					
1 U KINGDOM		74313		360866	
55 GERMANY W		6485		60878	
67 ITALY		565		2376	
73 NETHRLNDS				2255	
85 SWEDEN				12858	
246 CZECHO S				2795	
277 POLAND				401	
516 HONG KONG				1112	
559 JAPAN		2888		35106	
990 U STATES		1627		49722	
		85888		528369	
CARS RAILWAY BOX AND FLAT	NO				5653
990 U STATES			75	146467	
			75	146467	

IMPORTS INTO CANADA FOR CONSUMPTION

Commodities and Countries from which Imported	MONTH OF DECEMBER 1960		TWELVE MONTHS ENDED DECEMBER 1960		Class Number
	Quantities	Values (\$)	Quantities	Values (\$)	
CARS RAILWAY PASSENGER 990 U STATES	NO		4	10768	5654
CARS RAILWAY TANK 990 U STATES	NO		4	10768	5655
CARS RAILWAY N O P 1 U KINGDOM 67 ITALY 990 U STATES	1 1	13430 13430	109 109	310592 310592	5656
CARS RAILWAY PARTS OF 1 U KINGDOM 55 GERMANY W 990 U STATES	NO		341 26	131688 4168	5657
MOTOR RAIL CARS AND PARTS 1 U KINGDOM 990 U STATES	4 4	79428 79428	108 475	464524 600380	5658
MOTOR CYCLES SIDE CARS AND PTS 1 U KINGDOM 43 AUSTRIA 54 FRANCE 55 GERMANY W 67 ITALY 73 NETHRLNDS 246 CZECHO S 559 JAPAN 990 U STATES	NO		2 5	43125 702070	5659
MOTOR VEHICLES N O P 1 U KINGDOM 44 BELG LUX 49 DENMARK 54 FRANCE 55 GERMANY W 59 GREECE 67 ITALY 73 NETHRLNDS 76 NORWAY 85 SWEDEN 246 CZECHO S 559 JAPAN 785 VENEZUELA 815 BERMUDA 817 B HOND 990 U STATES	NO		7	745195	5660
TRICYCLES N O P 1 U KINGDOM 55 GERMANY W 67 ITALY 559 JAPAN 990 U STATES	9 3 7 9 1 2	7674 311 114 2322 5397	1102 769 66 585 720	527582 92924 7229 125946 173894	5661
FACTORY WAREHOUSE TRUCKS MOTOR 1 U KINGDOM 49 DENMARK 54 FRANCE 85 SWEDEN 990 U STATES	3 3	2178 561	286 520	43593 93247	5662
FORK LIFT TRUCKS AND PARTS 1 U KINGDOM 53 FINLAND 54 FRANCE 55 GERMANY W 85 SWEDEN 246 CZECHO S 559 JAPAN 990 U STATES	8 128 160	14553 1578 8341 7045 543 2634	166 9 6 91 131 1 18 18 1 2 1 7 1 1 1	480110 7607 5106 83609 133136 543 18698 14881 437 2848 671 3169 3155 504 878	5663
ROLLER BEARINGS AND PARTS N O P 1 U KINGDOM 43 AUSTRIA 44 BELG LUX 54 FRANCE 55 GERMANY W 67 ITALY 85 SWEDEN 86 SWITZRLND 559 JAPAN 990 U STATES	128 160	233462 271311	2077 2531	3332015 4087367	5664
ANCHORS FOR VESSELS 1 U KINGDOM 76 NORWAY 990 U STATES	NO		2077 2531	3332015 4087367	5665
BALL AND ROLR BRNGS FOR AUTOS 1 U KINGDOM 54 FRANCE 55 GERMANY W 85 SWEDEN 559 JAPAN	12 6 350 999	66 58 1371 4514	1211 280 102 7085	8572 2876 471 24467	5666
FACTORY WAREHOUSE TRUCKS MOTOR 1 U KINGDOM 49 DENMARK 54 FRANCE 85 SWEDEN 990 U STATES	1367	6009	27999	140690	5667
FORK LIFT TRUCKS AND PARTS 1 U KINGDOM 53 FINLAND 54 FRANCE 55 GERMANY W 85 SWEDEN 246 CZECHO S 559 JAPAN 990 U STATES	NO		32 3 71 266	75831 4651 2394 14078 1152326	5668
ROLLER BEARINGS AND PARTS N O P 1 U KINGDOM 43 AUSTRIA 44 BELG LUX 54 FRANCE 55 GERMANY W 67 ITALY 85 SWEDEN 86 SWITZRLND 559 JAPAN 990 U STATES	5 15 20	8268 4651 959 30394 44272	32 3 71 266	75831 4651 2394 14078 1152326	5669
ANCHORS FOR VESSELS 1 U KINGDOM 76 NORWAY 990 U STATES	NO		372	1249280	5670
BALL AND ROLR BRNGS FOR AUTOS 1 U KINGDOM 54 FRANCE 55 GERMANY W 85 SWEDEN 559 JAPAN	8 2 1	30031 1795 8277	192 1 17 7	648084 5386 5945 25368	5671
ANCHORS FOR VESSELS 1 U KINGDOM 76 NORWAY 990 U STATES	106 117	701440 741543	1559 1781	9737211 10437770	5672
ANCHORS FOR VESSELS 1 U KINGDOM 76 NORWAY 990 U STATES	NO		1781	10437770	5673
ANCHORS FOR VESSELS 1 U KINGDOM 76 NORWAY 990 U STATES	NO		1781	10437770	5674
ANCHORS FOR VESSELS 1 U KINGDOM 76 NORWAY 990 U STATES	NO		1781	10437770	5675
ANCHORS FOR VESSELS 1 U KINGDOM 76 NORWAY 990 U STATES	NO		1781	10437770	5676
ANCHORS FOR VESSELS 1 U KINGDOM 76 NORWAY 990 U STATES	NO		1781	10437770	5677
ANCHORS FOR VESSELS 1 U KINGDOM 76 NORWAY 990 U STATES	NO		1781	10437770	5678
ANCHORS FOR VESSELS 1 U KINGDOM 76 NORWAY 990 U STATES	NO		1781	10437770	5679
ANCHORS FOR VESSELS 1 U KINGDOM 76 NORWAY 990 U STATES	NO		1781	10437770	5680
ANCHORS FOR VESSELS 1 U KINGDOM 76 NORWAY 990 U STATES	NO		1781	10437770	5681
ANCHORS FOR VESSELS 1 U KINGDOM 76 NORWAY 990 U STATES	NO		1781	10437770	5682
ANCHORS FOR VESSELS 1 U KINGDOM 76 NORWAY 990 U STATES	NO		1781	10437770	5683
ANCHORS FOR VESSELS 1 U KINGDOM 76 NORWAY 990 U STATES	NO		1781	10437770	5684
ANCHORS FOR VESSELS 1 U KINGDOM 76 NORWAY 990 U STATES	NO		1781	10437770	5685
ANCHORS FOR VESSELS 1 U KINGDOM 76 NORWAY 990 U STATES	NO		1781	10437770	5686
ANCHORS FOR VESSELS 1 U KINGDOM 76 NORWAY 990 U STATES	NO		1781	10437770	5687
ANCHORS FOR VESSELS 1 U KINGDOM 76 NORWAY 990 U STATES	NO		1781	10437770	5688
ANCHORS FOR VESSELS 1 U KINGDOM 76 NORWAY 990 U STATES	NO		1781	10437770	5689
ANCHORS FOR VESSELS 1 U KINGDOM 76 NORWAY 990 U STATES	NO		1781	10437770	5690
ANCHORS FOR VESSELS 1 U KINGDOM 76 NORWAY 990 U STATES	NO		1781	10437770	5691
ANCHORS FOR VESSELS 1 U KINGDOM 76 NORWAY 990 U STATES	NO		1781	10437770	5692
ANCHORS FOR VESSELS 1 U KINGDOM 76 NORWAY 990 U STATES	NO		1781	10437770	5693
ANCHORS FOR VESSELS 1 U KINGDOM 76 NORWAY 990 U STATES	NO		1781	10437770	5694
ANCHORS FOR VESSELS 1 U KINGDOM 76 NORWAY 990 U STATES	NO		1781	10437770	5695
ANCHORS FOR VESSELS 1 U KINGDOM 76 NORWAY 990 U STATES	NO		1781	10437770	5696
ANCHORS FOR VESSELS 1 U KINGDOM 76 NORWAY 990 U STATES	NO		1781	10437770	5697
ANCHORS FOR VESSELS 1 U KINGDOM 76 NORWAY 990 U STATES	NO		1781	10437770	5698
ANCHORS FOR VESSELS 1 U KINGDOM 76 NORWAY 990 U STATES	NO		1781	10437770	5699
ANCHORS FOR VESSELS 1 U KINGDOM 76 NORWAY 990 U STATES	NO		1781	10437770	5700
ANCHORS FOR VESSELS 1 U KINGDOM 76 NORWAY 990 U STATES	NO		1781	10437770	5701
ANCHORS FOR VESSELS 1 U KINGDOM 76 NORWAY 990 U STATES	NO		1781	10437770	5702
ANCHORS FOR VESSELS 1 U KINGDOM 76 NORWAY 990 U STATES	NO		1781	10437770	5703
ANCHORS FOR VESSELS 1 U KINGDOM 76 NORWAY 990 U STATES	NO		1781	10437770	5704
ANCHORS FOR VESSELS 1 U KINGDOM 76 NORWAY 990 U STATES	NO		1781	10437770	5705
ANCHORS FOR VESSELS 1 U KINGDOM 76 NORWAY 990 U STATES	NO		1781	10437770	5706
ANCHORS FOR VESSELS 1 U KINGDOM 76 NORWAY 990 U STATES	NO		1781	10437770	5707
ANCHORS FOR VESSELS 1 U KINGDOM 76 NORWAY 990 U STATES	NO		1781	10437770	5708
ANCHORS FOR VESSELS 1 U KINGDOM 76 NORWAY 990 U STATES	NO		1781	10437770	5709
ANCHORS FOR VESSELS 1 U KINGDOM 76 NORWAY 990 U STATES	NO		1781	10437770	5710
ANCHORS FOR VESSELS 1 U KINGDOM 76 NORWAY 990 U STATES	NO		1781	10437770	5711
ANCHORS FOR VESSELS 1 U KINGDOM 76 NORWAY 990 U STATES	NO		1781	10437770	5712
ANCHORS FOR VESSELS 1 U KINGDOM 76 NORWAY 990 U STATES	NO		1781	10437770	5713
ANCHORS FOR VESSELS 1 U KINGDOM 76 NORWAY 990 U STATES	NO		1781	10437770	5714
ANCHORS FOR VESSELS 1 U KINGDOM 76 NORWAY 990 U STATES	NO		1781	10437770	5715
ANCHORS FOR VESSELS 1 U KINGDOM 76 NORWAY 990 U STATES	NO		1781	10437770	5716
ANCHORS FOR VESSELS 1 U KINGDOM 76 NORWAY 990 U STATES	NO		1781	10437770	5717
ANCHORS FOR VESSELS 1 U KINGDOM 76 NORWAY 990 U STATES	NO		1781	10437770	5718
ANCHORS FOR VESSELS 1 U KINGDOM 76 NORWAY 990 U STATES	NO		1781	10437770	5719
ANCHORS FOR VESSELS 1 U KINGDOM 76 NORWAY 990 U STATES	NO		1781	10437770	5720
ANCHORS FOR VESSELS 1 U KINGDOM 76 NORWAY 990 U STATES	NO		1781	10437770	5721
ANCHORS FOR VESSELS 1 U KINGDOM 76 NORWAY 990 U STATES	NO		1781	10437770	5722
ANCHORS FOR VESSELS 1 U KINGDOM 76 NORWAY 990 U STATES	NO		1781	10437770	5723
ANCHORS FOR VESSELS 1 U KINGDOM 76 NORWAY 990 U STATES	NO		1781	10437770	5724
ANCHORS FOR VESSELS 1 U KINGDOM 76 NORWAY 990 U STATES	NO		1781	10437770	5725
ANCHORS FOR VESSELS 1 U KINGDOM 76 NORWAY 990 U STATES	NO		1781	10437770	5726
ANCHORS FOR VESSELS 1 U KINGDOM 76 NORWAY 990 U STATES	NO		1781	10437770	5727
ANCHORS FOR VESSELS 1 U KINGDOM 76 NORWAY 990 U STATES	NO		1781	10437770	5728
ANCHORS FOR VESSELS 1 U KINGDOM 76 NORWAY 990 U STATES	NO		1781	10437770	5729
ANCHORS FOR VESSELS 1 U KINGDOM 76 NORWAY 990 U STATES	NO		1781	10437770	5730
ANCHORS FOR VESSELS 1 U KINGDOM 76 NORWAY 990 U STATES	NO		1781	10437770	5731
ANCHORS FOR VESSELS 1 U KINGDOM 76 NORWAY 990 U STATES	NO		1781	10437770	5732
ANCHORS FOR VESSELS 1 U KINGDOM 76 NORWAY 990 U STATES	NO		1781	10437770	5733
ANCHORS FOR VESSELS 1 U KINGDOM 76 NORWAY 990 U STATES	NO		1781	10437770	5734
ANCHORS FOR VESSELS 1 U KINGDOM 76 NORWAY 990 U STATES	NO		1781	10437770	5735
ANCHORS FOR VESSELS 1 U KINGDOM 76 NORWAY 990 U STATES	NO		1781	10437770	5736
ANCHORS FOR VESSELS 1 U KINGDOM 76 NORWAY 990 U STATES	NO		1781	10437770	5737
ANCHORS FOR VESSELS 1 U KINGDOM 76 NORWAY 990 U STATES	NO		1781	10437770	5738
ANCHORS FOR VESSELS 1 U KINGDOM 76 NORWAY 990 U STATES	NO		1781	10437770	5739
ANCHORS FOR VESSELS 1 U KINGDOM 76 NORWAY 990 U STATES	NO		1781	10437770	5740
ANCHORS FOR VESSELS 1 U KINGDOM 76 NORWAY 990 U STATES	NO		1781	10437770	5741
ANCHORS FOR VESSELS 1 U KINGDOM 76 NORWAY 990 U STATES	NO		1781	10437770	5742
ANCHORS FOR VESSELS 1 U KINGDOM 76 NORWAY 990 U STATES	NO		1781	10437770	5743
ANCHORS FOR VESSELS 1 U KINGDOM 76 NORWAY 990 U STATES	NO		1781	10437770	5744
ANCHORS FOR VESSELS 1 U KINGDOM 76 NORWAY 990 U STATES	NO		1781	10437770	5745
ANCHORS FOR VESSELS 1 U KINGDOM 76 NORWAY 990 U STATES	NO		1781	10437770	5746
ANCHORS FOR VESSELS 1 U KINGDOM 76 NORWAY 990 U STATES	NO		1781	10437770	5747
ANCHORS FOR VESSELS 1 U KINGDOM 76 NORWAY 990 U STATES	NO		1781	10437770	5748
ANCHORS FOR VESSELS 1 U KINGDOM 76 NORWAY 990 U STATES	NO		1781	10437770	5749
ANCHORS FOR VESSELS 1 U KINGDOM 76 NORWAY 990 U STATES	NO		1781	10437770	5750
ANCHORS FOR VESSELS 1 U KINGDOM 76 NORWAY 990 U STATES	NO		1781	10437770	5751
ANCHORS FOR VESSELS 1 U KINGDOM 76 NORWAY 990 U STATES	NO		1781	10437770	5752
ANCHORS FOR VESSELS 1 U KINGDOM 76 NORWAY 990 U STATES	NO		1781	10437770	5753
ANCHORS FOR VESSELS 1 U KINGDOM 76 NORWAY 990 U STATES	NO		1781	10437770	5754
ANCHORS FOR VESSELS 1 U KINGDOM 76 NORWAY 990 U STATES	NO		1781	10437770	5755
ANCHORS FOR VESSELS 1 U KINGDOM 76 NORWAY 990 U STATES	NO		1781	10437770	5756
ANCHORS FOR VESSELS 1 U KINGDOM 76 NORWAY 990 U STATES	NO		1781	10437770	5757
ANCHORS FOR VESSELS 1 U KINGDOM 76 NORWAY 990 U STATES	NO		1781	10437770	5758
ANCHORS FOR VESSELS 1 U KINGDOM 76 NORWAY 990 U STATES	NO		1781	10437770	5759
ANCHORS FOR VESSELS 1 U KINGDOM 76 NORWAY 990 U STATES	NO		1781	10437770	5760
ANCHORS FOR VESSELS 1 U KINGDOM 76 NORWAY 990 U STATES	NO		1781	10437770	5761
ANCHORS FOR VESSELS 1 U KINGDOM 76 NORWAY 990 U STATES	NO		1781	10437770	5762
ANCHORS FOR VESSELS 1 U KINGDOM 76 NORWAY 990 U STATES	NO		1781	10437770	5763
ANCHORS FOR VESSELS 1 U KINGDOM 76 NORWAY 990 U STATES	NO		1781	10437770	5764
ANCHORS FOR VESSELS 1 U KINGDOM 76 NORWAY 990 U STATES	NO		1781	10437770	5765
ANCHORS FOR VESSELS 1 U KINGDOM 76 NORWAY 990 U STATES	NO		1781	10437770	5766
ANCHORS FOR VESSELS 1 U KINGDOM 76 NORWAY 990 U STATES	NO		1781	10437770	5767
ANCHORS FOR VESSELS 1 U KINGDOM 76 NORWAY 990 U STATES	NO		1781	10437770	5768
ANCHORS FOR VESSELS 1 U KINGDOM 76 NORWAY 990 U STATES	NO		1781	10437770	5769
ANCHORS FOR VESSELS 1 U KINGDOM 76 NORWAY 990 U STATES	NO		1781	10437770	5770
ANCHORS FOR VESSELS 1 U KINGDOM 76 NORWAY 990 U STATES	NO		1781	10437770	5771
ANCHORS FOR VESSELS 1 U KINGDOM 76 NORWAY 990 U STATES	NO		1781	10437770	5772
ANCHORS FOR VESSELS 1 U KINGDOM 76 NORWAY 990 U STATES	NO		1781	10437770	5773
ANCHORS FOR VESSELS 1 U KINGDOM 76 NORWAY 990 U STATES	NO		1781	10437770	5774
ANCHORS FOR VESSELS 1 U KINGDOM 76 NORWAY 990 U STATES	NO		1781	10437770	5775
ANCHORS FOR VESSELS 1 U KINGDOM 76 NORWAY 990 U STATES	NO		1781	10437770	5776
ANCHORS FOR VESSELS 1 U KINGDOM 76 NORWAY 990 U STATES	NO		1781	10437770	5777
ANCHORS FOR VESSELS 1 U KINGDOM 76 NORWAY 990 U STATES	NO		1781	10437770	5778
ANCHORS FOR VESSELS 1 U KINGDOM 76 NORWAY 990 U STATES	NO		1781	10437770	5779
ANCHORS FOR VESSELS 1 U KINGDOM 76 NORWAY 990 U STATES	NO		1781	10437770	5780
ANCHORS FOR VESSELS 1 U KINGDOM 76 NORWAY 990 U STATES	NO		1781	10437770	5781
ANCHORS FOR VESSELS 1 U KINGDOM 76 NORWAY 990 U STATES	NO		1781	10437770	5782
ANCHORS FOR VESSELS 1 U KINGDOM 76 NORWAY 990 U STATES	NO		1781	10437770	5783
ANCHORS FOR VESSELS 1 U KINGDOM 76 NORWAY 990 U STATES	NO		1781	10437770	5784

IMPORTS INTO CANADA FOR CONSUMPTION

Commodities and Countries from which Imported	MONTH OF DECEMBER 1960		TWELVE MONTHS ENDED DECEMBER 1960		Class Number
	Quantities	Values (\$)	Quantities	Values (\$)	
990 U STATES		117613		1930794	
BALLS ROLLERS FOR BEARINGS		172398		2366115	5683
1 U KINGDOM		1117		4948	
43 AUSTRIA				2110	
54 FRANCE		6975		26985	
55 GERMANY W		3630		261366	
85 SWEDEN		2660		209021	
559 JAPAN				9204	
990 U STATES		20121		555300	
BALL BEARINGS AND PARTS N O P		34503		1068934	5685
1 U KINGDOM		76017		900765	
43 AUSTRIA		6288		131639	
44 BELG LUX				4837	
54 FRANCE		3928		27640	
55 GERMANY W		17700		1184416	
67 ITALY		4013		45144	
73 NETHRLNDS				20661	
85 SWEDEN		90963		635528	
86 SWITZRLND		688		90948	
246 CZECHO S				606	
559 JAPAN				18696	
990 U STATES		444814		6350718	
BOTTLES STEEL FOR GAS		644411		9411598	5686
1 U KINGDOM				142292	
85 SWEDEN				1851	
813 BAHAMAS		320		2260	
815 BERMUOA		540		12550	
990 U STATES		47282		1131590	
BAYONETS SWORDS FOILS MASKS		48142		1290543	5687
1 U KINGDOM		916		6319	
54 FRANCE				606	
55 GERMANY W				4897	
67 ITALY		64		641	
614 AUSTRALIA				5921	
990 U STATES		476		5548	
GALVANIZED RANGE BOILERS	NO	1456		23932	5689
1 U KINGDOM			1470	14501	
990 U STATES			825	9231	
ORUMS CYLINDERS BARRELS TANKS			2295	23732	5690
1 U KINGDOM		148		57257	
54 FRANCE		4314		4314	
55 GERMANY W				280	
67 ITALY				15209	
85 SWEDEN				1889	
815 BERMUDA				877	
990 U STATES		181175		2549194	
FRAMES FOR PURSES RETICULES		185637		2629020	5691
1 U KINGDOM		16617		259272	
43 AUSTRIA				2897	
44 BELG LUX		5674		52941	
54 FRANCE				118	
55 GERMANY W		10742		208830	
67 ITALY		228		14051	
82 SPAIN		2278		41857	
990 U STATES		26871		240444	
FURNITURE OF METAL		62410		820410	5692
1 U KINGDOM		13519		271880	
43 AUSTRIA				315	
44 BELG LUX				1910	
49 DENMARK		4040		30674	
53 FINLAND				64	
54 FRANCE		668		39871	
55 GERMANY W		8491		116945	
67 ITALY		729		8356	
73 NETHRLNDS		2347		20758	
76 NORWAY		1322		8029	
78 PORTUGAL				160	
85 SWEDEN		100		16816	
86 SWITZRLND		474		5727	
246 CZECHO S				160	
288 YUGO SLAV				2965	
516 HONG KONG		227		8673	
519 INDIA				378	
559 JAPAN		1078		12188	
614 AUSTRALIA				736	
874 MEXICO		60		60	
990 U STATES		642648		9166585	
MATERIALS FOR BUOYS		675703		9713250	5693
1 U KINGDOM				3627	
54 FRANCE				634	
85 SWEDEN				873	
990 U STATES		402		39852	
GOLF SHAFTS OF SEAMLESS STEEL	NO	402		44986	5694
1 U KINGDOM	56734	40764	432340	322134	
990 U STATES			1406	1489	
	56734	40764	433746	323623	

IMPORTS INTO CANADA FOR CONSUMPTION

Commodities and Countries from which Imported	MONTH OF DECEMBER 1960		TWELVE MONTHS ENDED DECEMBER 1960		Class Number
	Quantities	Values (\$)	Quantities	Values (\$)	
MATERIALS FOR RIFLES					
990 U STATES				2326	5695 ✓
METAL PARTS FOR SHOTGUNS				2326	5696 ✓
GUN BARRELS ROUGH BORED					
990 U STATES		86		5650	5697 ✓
		86		5650	
GUNS RIFLES AIR GUNS FIREARMS					
1 U KINGDOM		4699		69727	5698 ✓
43 AUSTRIA				315	
44 BELG LUX		144		17695	
53 FINLAND				927	
54 FRANCE		133		14375	
55 GERMANY W		1772		37269	
67 ITALY				6287	
82 SPAIN		354		12508	
86 SWITZRLND				723	
246 CZECHO S		1143		8980	
262 HUNGARY		1193		3350	
559 JAPAN				1221	
990 U STATES		22651		582268	
		32089		755645	
GUNS NOT MADE IN CANADA					
1 U KINGDOM		39164		691689	5699 ✓
43 AUSTRIA		807		10164	
44 BELG LUX		7378		370949	
49 DENMARK				10712	
53 FINLAND				6480	
54 FRANCE				13944	
55 GERMANY W		867		78788	
67 ITALY		3165		115299	
82 SPAIN		4123		78736	
85 SWEDEN		2585		52534	
86 SWITZRLND				466	
246 CZECHO S		2051		39256	
258 GERMANY E		427		1881	
262 HUNGARY				3552	
559 JAPAN		491		9262	
614 AUSTRALIA		334		61748	
990 U STATES		53281		2844288	
		114673		4389748	
KNIFE FORK SCISSORS BLANKS					
1 U KINGDOM				4612	5700 ✓
49 DENMARK				63	
55 GERMANY W				1358	
990 U STATES		15399		200146	
		15399		206179	
METAL PARTS LOOSELEAF BINDERS					
1 U KINGDOM		1547		131728	5701 ✓
43 AUSTRIA				1043	
54 FRANCE				1273	
85 SWEDEN				2484	
990 U STATES		39928		468518	
		41475		605046	
STILL FILM PROJECTORS SLIDES					
1 U KINGDOM		584		10514	5702 ✓
49 DENMARK				1241	
54 FRANCE				3313	
55 GERMANY W		775		81353	
559 JAPAN		15881		64440	
990 U STATES		165236		1294186	
		182476		1455047	
PRESSED STEEL BELT PULLEYS					
1 U KINGDOM				10542	5703 ✓
990 U STATES		6716		145394	
		6716		155936	
SAFES AND DOORS FOR VAULTS					
1 U KINGDOM		36389		504454	5706 ✓
55 GERMANY W				2728	
76 NORWAY		237		4916	
559 JAPAN				400	
990 U STATES		84803		1054454	
		121429		1566952	
STEEL WOOL					
1 U KINGDOM		1645		8410	5708 ✓
49 DENMARK				257	
55 GERMANY W				930	
86 SWITZRLND		638		638	
990 U STATES		8627		139436	
		10910		149671	
LATH OF IRON OR STEEL					
	CWT				
1 U KINGDOM		239	1726	18413	5709 ✓
990 U STATES		858	11408	166092	
		1097	13134	184505	
VALVES IRON OR STEEL N O P					
1 U KINGDOM		94260		1104873	5713 ✓
43 AUSTRIA				410	
49 DENMARK		745		5811	
54 FRANCE				147	
55 GERMANY W		3774		48703	
67 ITALY		803		13175	
73 NETHRLNDS		995		215048	
85 SWEDEN		284		24122	
86 SWITZRLND		104		841	
427 UN SO AFR		978		2006	

IMPORTS INTO CANADA FOR CONSUMPTION

Commodities and Countries from which Imported	MONTH OF DECEMBER 1960		TWELVE MONTHS ENDED DECEMBER 1960		Class Number
	Quantities	Values (\$)	Quantities	Values (\$)	
559 JAPAN				1971	
990 U STATES		703185		10090113	
MANUFACTURES OF IRON STEEL NOP		805128		11507220	5714
1 U KINGDOM		237831		4082130	
43 AUSTRIA		1283		72874	
44 BELG LUX				49593	
49 DENMARK		3027		32949	
54 FRANCE		5550		85707	
55 GERMANY W		226237		1351736	
64 IRELAND				93	
67 ITALY		35250		357434	
73 NETHRLNDS		5703		81280	
76 NORWAY		55		7096	
82 SPAIN				2645	
85 SWEDEN		12728		370782	
86 SWITZRLND		4324		140339	
246 CZECHO S		216		2716	
288 YUGO SLAV				2060	
427 UN SO AFR		495		1090	
516 HONG KONG		5826		46096	
519 INDIA				466	
527 PAKISTAN				278	
553 CHINA COM				3315	
559 JAPAN		35447		493387	
614 AUSTRALIA		618		6043	
622 NEW ZEAL				9119	
815 BERMUDA				1355	
874 MEXICO				117	
990 U STATES		3663720		55278465	
COOKING STOVES COAL OR WOOD	NO	4238365		62479165	5715
1 U KINGDOM			1	207	
990 U STATES	13	594	449	22802	
COOKING STOVES ELEC OVER 25DOL	NO	13	450	23009	5716
1 U KINGDOM			1	918	
76 NORWAY			1	230	
990 U STATES	43	5918	1467	171344	
COOKING STOVES GAS OVER 10 DOL	NO	43	1469	172492	5717
1 U KINGDOM			10	389	
990 U STATES	658	62142	15031	1311080	
COOKING STOVES OIL OVER 10 DOL	NO	658	15041	13111469	5718
1 U KINGDOM			3	516	
990 U STATES			109	12106	
FURNACES DOMESTIC HOT WATER			112	12622	5719
990 U STATES		18628		366730	
OIL BURNERS	NO	18628		366730	5721
1 U KINGDOM			1	354	
990 U STATES	135	9386	1123	83296	
RADIATORS CAST IRON	SO FT	135	1124	83650	5722
990 U STATES			375	189	
ELECTRIC COOKING APPARATUS NOP			375	189	5723
1 U KINGDOM		10235		132193	
43 AUSTRIA				95	
54 FRANCE				855	
55 GERMANY W				15935	
64 IRELAND		74		3620	
67 ITALY		1615		9650	
73 NETHRLNDS				3779	
86 SWITZRLND				2424	
559 JAPAN		973		9103	
990 U STATES		303033		3496482	
HEATING COOKING APPARATUS NOP		315930		3674136	5724
1 U KINGDOM		20871		76909	
43 AUSTRIA				777	
49 DENMARK				21724	
54 FRANCE		3554		27225	
55 GERMANY W		175		4705	
67 ITALY				3080	
73 NETHRLNDS				3824	
85 SWEDEN		1903		25251	
86 SWITZRLND				62	
246 CZECHO S		890		2592	
559 JAPAN		144		4738	
990 U STATES		491305		5823362	
PARTS HEATING AND COOKING APP		518842		5994249	5725
1 U KINGDOM		785		42944	
49 DENMARK		1960		3817	
55 GERMANY W				18507	
67 ITALY				70	
73 NETHRLNDS				18453	
85 SWEDEN				8136	
559 JAPAN				1568	
990 U STATES		790499		13159749	
OVENS COMMERCIAL BAKERY		793244		13253244	5726
1 U KINGDOM		10190		173735	

IMPORTS INTO CANADA FOR CONSUMPTION

Commodities and Countries from which Imported	MONTH OF DECEMBER 1960		TWELVE MONTHS ENDED DECEMBER 1960		Class Number
	Quantities	Values (\$)	Quantities	Values (\$)	
73 NETHRLNDS				44613	
990 U STATES		10886		526829	
GAS STOVE THERMOSTATS LIGHTERS		21076		745177	
43 AUSTRIA				781	5727
990 U STATES		8254		71308	
HEATERS OIL 20 DOLLARS OR OVER	NO	8254		72089	
1 U KINGDOM			18	399	5728
990 U STATES	222	15907	11848	668448	
METAL STAMPINGS FOR BATHTUBS	222	15907	11866	668847	
824 JAMAICA	CWT			495	5729
990 U STATES				9474	
INDUSTRIAL FURNACES AND PARTS	2854	47057	84452	1473541	
1 U KINGDOM	2854	47057	84947	1483015	
55 GERMANY W				488718	5730
67 ITALY		25823		27292	
85 SWEDEN		480		3767	
86 SWITZRLND				3656	
990 U STATES		206746		4939	
RANGE OIL BURNERS		233049		2268756	
990 U STATES	NO			2797128	
WATER HEATER PARTS	50	1938	1341	51360	5731
990 U STATES	50	1938	1341	51360	
1 U KINGDOM				87	5733
990 U STATES		55135		1855	
WATER HEATERS GAS		55222		733938	
1 U KINGDOM	NO			735793	
55 GERMANY W	194	7053	734	31926	5734
990 U STATES			267	10424	
WATER HEATERS ELECTRIC	772	71370	7912	656060	
1 U KINGDOM	966	78423	8913	698410	
55 GERMANY W	NO			261	5735
990 U STATES		150	2042	3920	
WATER HEATERS N O P		160	4490	15445	
1 U KINGDOM		892	6793	223040	
990 U STATES		1042	18724	242405	
HOUSEHOLD SCALES AND PTS	NO			161	5736
1 U KINGDOM				8073	
990 U STATES		29	3247	248470	
HOUSEHOLD SCALES AND PTS		3319	3408	256543	
1 U KINGDOM	NO			504	5737
55 GERMANY W		250	441	10693	
67 ITALY				252	
85 SWEDEN				62	
559 JAPAN				5364	
990 U STATES		16091	204609	677623	
SCALES BALANCES PARTS N O P		52792	215935	693555	
1 U KINGDOM		16341	53233	693555	
44 BELG LUX				206708	5738
49 DENMARK				27636	
55 GERMANY W		2330		828	
67 ITALY				95621	
73 NETHRLNDS		3706		56	
85 SWEDEN				53076	
86 SWITZRLND		16153		9657	
246 CZECHO S		99		139798	
553 CHINA COM				99	
559 JAPAN				306	
990 U STATES		229052		888	
GAS FURNACES DOMESTIC WARM AIR		262209		3256225	
990 U STATES	NO			3790898	
FURNACES DOMESTIC WARM AIR N O P	640	70434	11184	1311915	5739
990 U STATES	640	70434	11184	1311915	
SPRINGS FOR RAILWAY VEHICLES	NO			4514	5740
1 U KINGDOM		432	66054	629363	
990 U STATES		432	66054	629363	
SPRINGS FOR OTHER VEHICLES				75	5892
990 U STATES		4011		82834	
SPRINGS FOR FURNITURE		4011		82909	
49 DENMARK		1843		22946	5893
990 U STATES		1843		22946	
SPRINGS FOR FURNITURE				338	5894
49 DENMARK		338		1014	
990 U STATES		4469		58099	
		4807		59113	

IMPORTS INTO CANADA FOR CONSUMPTION

Commodities and Countries from which Imported	MONTH OF DECEMBER 1960		TWELVE MONTHS ENDED DECEMBER 1960		Class Number
	Quantities	Values (\$)	Quantities	Values (\$)	
GROUP 6					
NONFERROUS METALS AND PRODUCTS					
ALUMINA AND BAUXITE N O P	CWT				
1 U KINGDOM	22	345	184	3051	6001
55 GERMANY W			64	984	
427 UN SO AFR	900	4324	2308	9115	
716 B GUIANA			1413482	1516339	
777 SURINAM	98924	126122	2645526	2806302	
990 U STATES	96647	83497	308684	1176239	
	196493	214288	4370248	5512030	
BAUXITE ALUMINA FOR REFINING	CWT				
54 FRANCE			168640	458653	6002
465 GUINEA	531888	137512	9999663	2793869	
614 AUSTRALIA			116040	334533	
716 B GUIANA	1025539	280727	32276477	8199211	
777 SURINAM	226083	63605	4362629	1242758	
824 JAMAICA			8363646	26500248	
	1783510	481844	55287095	39529272	
CRYOLITE OR KRYOLITE	CWT				
49 DENMARK	55115	426923	88449	687833	6003
67 ITALY			74489	652823	
990 U STATES			3842	46478	
	55115	426923	166780	1387134	
ALUMINUM PIGS INGOTS BLOCKS	CWT				
1 U KINGDOM			180	5160	6004
990 U STATES	344	11923	9834	425865	
	344	11923	10014	431025	
ALUMINUM SCRAP	CWT				
990 U STATES	3426	35225	20048	213940	6005
	3426	35225	20048	213940	
ALUMINUM ANGLES CHANNELS BEAMS	CWT				
1 U KINGDOM	77	3761	1763	93233	6006
55 GERMANY W			12	398	
990 U STATES	689	33310	5223	346929	
	766	37071	6998	440560	
ALUMINUM BAR ROD AND WIRE RODS	CWT				
1 U KINGDOM	314	11171	3374	135804	6007
43 AUSTRIA			5	152	
44 BELG LUX	32	1331	156	6050	
86 SWITZRLND			821	32584	
990 U STATES	1298	66027	9104	466892	
	1644	78529	13460	641482	
ALUMINUM LEAF OR FOIL					
1 U KINGDOM		24911		317678	6009
43 AUSTRIA				6242	
55 GERMANY W		1037		10355	
67 ITALY				2621	
73 NETHRLNDS				3189	
86 SWITZRLND		700		10526	
990 U STATES		38777		869313	
		65425		1219924	
ALUMINUM PIPES AND TUBES	CWT				
1 U KINGDOM	82	4632	5017	243303	6010
55 GERMANY W			175	9471	
990 U STATES	113	10346	1956	174978	
	195	14978	7148	427752	
ALUMINUM PLATES SHEETS STRIPS	CWT				
1 U KINGDOM	1835	71947	43657	1762644	6011
43 AUSTRIA	121	3942	2960	96779	
44 BELG LUX			3178	95932	
54 FRANCE	185	7539	361	14315	
55 GERMANY W			32	1191	
73 NETHRLNDS			12320	402984	
86 SWITZRLND			714	28853	
559 JAPAN			305	11587	
990 U STATES	6960	395130	52847	3141721	
	9101	478558	116374	5556006	
ALUMINUM POWDER AND PASTE	LB				
1 U KINGDOM	23520	6994	172474	52635	6012
55 GERMANY W			18034	7757	
990 U STATES	1950	1293	109009	66755	
	25470	8287	299517	127147	
ALUMINUM WIRE AND CABLE	CWT				
1 U KINGDOM			76	4008	6013
990 U STATES	101	9314	3473	161660	
	101	9314	3549	165668	
ALUMINUM HOUSEHOLD HOLLOW WARE					
1 U KINGDOM		2074		73353	6014
44 BELG LUX				1303	
54 FRANCE				1234	
55 GERMANY W		4096		15284	
67 ITALY		10172		137675	
73 NETHRLNDS				1519	
76 NORWAY				655	
86 SWITZRLND				3744	
355 ISRAEL				905	
516 HONG KONG				17649	
559 JAPAN		3006		132803	
990 U STATES		98210		1127705	
		117558		1513829	

IMPORTS INTO CANADA FOR CONSUMPTION

Commodities and Countries from which Imported	MONTH OF DECEMBER 1960		TWELVE MONTHS ENDED DECEMBER 1960		Class Number
	Quantities	Values (\$)	Quantities	Values (\$)	
ALUMINUM MANUFACTURES N O P					6015
1 U KINGDOM		35721		730437	
43 AUSTRIA		137		2871	
44 BELG LUX		98		4454	
49 DENMARK				913	
54 FRANCE		111		10483	
55 GERMANY W		7942		140607	
67 ITALY		5009		80458	
73 NETHRLNOS		4260		17941	
76 NORWAY		480		2066	
85 SWEDEN		17265		32879	
86 SWITZRLND		1107		24910	
288 YUGO SLAV				509	
355 ISRAEL		672		1326	
516 HONG KONG				6308	
559 JAPAN		7490		139556	
614 AUSTRALIA		296		296	
874 MEXICO		1374		1374	
990 U STATES		1099291		13750825	
		1181253		14948213	
BRASS SCRAP	CWT				6022
1 U KINGDOM			14	235	
990 U STATES	94	2360	922	18327	
	94	2360	936	18562	
BRASS INGOTS BARS RODS	CWT				6023
1 U KINGDOM			5770	171771	
55 GERMANY W			305	12109	
990 U STATES	117	7627	3138	182516	
	117	7627	9213	366396	
BRASS IN STRIPS SHEETS PLATES	CWT				6024
1 U KINGDOM	119	4492	12502	422978	
44 BELG LUX			698	25531	
55 GERMANY W	1	68	43	1671	
85 SWEDEN			1	53	
559 JAPAN			21	854	
990 U STATES	345	25116	2011	149812	
	465	29676	15276	600899	
BRASS TUBING	CWT				6025
1 U KINGDOM			1784	88736	
55 GERMANY W	23	730	1553	53303	
86 SWITZRLND			14	1122	
990 U STATES	638	47765	7485	558006	
	661	48495	10836	701167	
METAL CAPS FDR ELEC BATTERIES					6026
990 U STATES		5775		64610	
		5775		64610	
BRASS HAND PUMPS N O P					6030
1 U KINGDOM				605	
990 U STATES		378		20717	
		378		21322	
BRASS VALVES PLATED OR NOT					6031
1 U KINGDOM		19632		202443	
49 DENMARK		6274		69882	
55 GERMANY W		7821		112515	
67 ITALY		16852		145787	
73 NETHRLNDS		2840		20786	
85 SWEDEN		2675		48709	
559 JAPAN		13594		85626	
990 U STATES		282865		4264376	
		352553		4950124	
BRASS METERS AND PARTS					6032
1 U KINGDOM				42672	
990 U STATES		18716		308556	
		18716		351228	
BRASS WIRE N O P	LB				6033
1 U KINGDOM	22900	10028	217784	93536	
55 GERMANY W			21039	14142	
990 U STATES	18359	9609	226024	131011	
	41259	19637	464847	238689	
BRASS WIRE CLOTH DR WOVEN WIRE					6034
1 U KINGDOM				6356	
54 FRANCE				283	
55 GERMANY W		250		3888	
73 NETHRLNDS		155		2821	
559 JAPAN				7527	
990 U STATES		9660		140779	
		10065		161654	
BRASS MANUFACTURES N O P					6035
1 U KINGDOM		39200		658836	
43 AUSTRIA		80		3208	
44 BELG LUX		1495		5132	
49 DENMARK		2437		32390	
53 FINLAND				196	
54 FRANCE		661		21331	
55 GERMANY W		10492		115232	
64 IRELAND				2798	
67 ITALY		8316		145696	
73 NETHRLNDS		4485		28555	
76 NORWAY		82		201	
82 SPAIN		528		2424	
85 SWEDEN		2331		15213	
86 SWITZRLND		1177		8878	
246 CZECHO S				840	
355 ISRAEL		3214		17716	
385 UAR EGYPT				58	
516 HONG KONG		5032		60220	

IMPORTS INTO CANADA FOR CONSUMPTION

Commodities and Countries from which Imported	MONTH OF DECEMBER 1960		TWELVE MONTHS ENDED DECEMBER 1960		Class Number
	Quantities	Values (\$)	Quantities	Values (\$)	
519 INDIA		3 324		5 748 7	
553 CHINA COM				2 421	
559 JAPAN		14 434		12 248 0	
583 THAILAND				1 45	
755 CHILE				3 00	
874 MEXICO		1 17		4 03 0	
990 U STATES		6 73 8 21		10 23 5 0 6 6	
		7 71 2 2 6		11 54 0 8 5 3	
PLUMBERS BRASS GOODS					
1 U KINGDOM		1 533		4 359 4	6 0 3 7
44 BELG LUX				4 41 4	
55 GERMANY W				4 15 1 3	
67 ITALY		2 53 5 8		4 60 7 3 2	
73 NETHRLNDS		8 53 0		6 93 6 1	
85 SWEDEN				4 05 7	
86 SWITZRLND				3 9 7	
288 YUGO SLAV		7 49 5		4 29 5 5	
559 JAPAN		14 74 8		19 82 8 5	
990 U STATES		3 36 4 4 5		4 04 3 8 8 3	
		3 94 1 0 9		4 90 9 1 9 1	
COPPER IN BLOCKS PIGS INGOTS					
990 U STATES	CWT				6 0 4 2
	400	14 17 3	49 7	18 66 6 6	
COPPER SCRAP					
990 U STATES	CWT				6 0 4 3
	400	14 17 3	49 7	18 66 6 6	
826 LEEW WIND				16	3 52
990 U STATES				6 15 7 8	1 74 0 0 1 0
	9 75 3	2 66 6 6 8	6 15 9 4	1 74 0 3 6 2	
COPPER BARS FOR ELECTRIC WIRES					
1 U KINGDOM	CWT				6 0 4 4
990 U STATES				152	6 33 7
	2 390	8 47 8 0	2 72 5 9	9 78 8 2 3	
	2 390	8 47 8 0	2 74 1 1	9 85 1 6 0	
COPPER IN BARS OR RODS N O P					
1 U KINGDOM	CWT				6 0 4 6
990 U STATES				136	5 56 8
	77	6 08 2	3 8 6 9	12 78 6 5	
	77	6 08 2	4 00 5	1 334 3 3	
COPPER IN STRIPS SHEETS PLATES					
1 U KINGDOM	CWT				6 0 4 7
990 U STATES				242 4	10 44 9 4
	22	1 05 0	1 58 4	9 24 8 3	
	57	2 91 2	4 00 8	19 69 7 7	
	79	3 96 2			
COPPER TUBING					
1 U KINGDOM	CWT				6 0 4 8
54 FRANCE		2 108	2 310 8	9 57 2 8 2	
55 GERMANY W			1 80 4	9 01 2 0	
67 ITALY		30	7 3 7	3 70 2 2	
755 CHILE		70	9 6 4	4 35 1 6	
990 U STATES		3 22	1 45 6	5 54 5 4	
		1 65	2 27 5	2 78 4 6 2	
		2 69 5	3 10 4 4	1 46 1 8 6 3	
COPPER ROLLERS FOR WALL PAPER					
1 U KINGDOM				90 39 1	6 0 4 9
990 U STATES		2 07 0		11 40 8	
		2 07 0		10 17 9 9	
COPPER WIRE N O P					
1 U KINGDOM	LB			1 850	1 49 5
73 NETHRLNDS				105	1 43
990 U STATES				4 10 9 8	3 78 0 2
	2 38 2	3 53 6	4 30 5 3	3 94 4 0	
	2 38 2	3 53 6			
COPPER WIRE CLOTH WOVEN WIRE					
1 U KINGDOM				1 73 2	6 0 5 1
990 U STATES		5 43		1 92 0	
		5 43		3 6 5 2	
COPPER MANUFACTURES OF N O P					
1 U KINGDOM		2 16 8		8 16 1 6	6 0 5 2
44 BELG LUX				1 44 4	
49 DENMARK		7 81		3 60 5	
54 FRANCE				1 46 9	
55 GERMANY W				1 44 1 9	
67 ITALY		7 51		6 08 9	
73 NETHRLNDS		1 11 2		1 56 2 8	
85 SWEDEN		5 2		1 21 4	
86 SWITZRLND		4 14		1 69 6	
516 HONG KONG				3 5 2	
559 JAPAN		6 6 7		2 9 4 4	
990 U STATES		8 8 7 9 7		1 43 9 6 6	
		9 4 7 4 2		1 57 0 1 7 2	
LEAD IN PIGS AND BLOCKS					
1 U KINGDOM	LB			1 338 4	1 21 7
874 MEXICO				1 200 2 4 4	1 41 5 6 3
990 U STATES				2 53 8 2	7 49 7
	3 01 3	8 9 4	1 23 9 0 1 0	1 50 2 7 7	
	3 01 3	8 9 4			
LEAD OLD AND SCRAP					
824 JAMAICA	LB			2 18 5 1 1	4 80 4
828 TRINIDAO				3 340 2	1 42 0
867 HAITI				1 084 0	2 6 8
990 U STATES				4 31 4 3	5 7 7 8
	5 000	1 29 9	3 05 8 9 6	1 22 7 0	
	5 000	1 29 9			
LEAD IN BARS AND SHEETS					
1 U KINGDOM	LB			8 280 9	10 19 4
44 BELG LUX		4 20		3 43 0	7 6 7
990 U STATES				3 90 5	1 10 5
	1 51 2	4 20	9 01 4 4	1 20 6 6	
	1 51 2	4 20			
LEAD CAPSULES FOR BOTTLES					
1 U KINGDOM		1 89 4		1 59 5 1	6 0 6 5
54 FRANCE				1 22 4	
55 GERMANY W				2 50 4	
73 NETHRLNDS				1 72 0 7	
614 AUSTRALIA				1 00	

IMPORTS INTO CANADA FOR CONSUMPTION

Commodities and Countries from which Imported	MONTH OF DECEMBER 1960		TWELVE MONTHS ENDED DECEMBER 1960		Class Number
	Quantities	Values (\$)	Quantities	Values (\$)	
990 U STATES				1495	
LEAD MANUFACTURES N O P		1894		38481	6068
1 U KINGDOM		5334		64031	
54 FRANCE				2188	
55 GERMANY W		93		5717	
67 ITALY		57		599	
73 NETHRLNDS		84		12289	
76 NORWAY				75	
85 SWEDEN				3986	
246 CZECHO S		81		236	
516 HONG KONG				903	
524 MALAYA				2104	
559 JAPAN				6083	
990 U STATES		13746		178763	
ROOS 90 PC NICKEL FOR WIRE	LB	19395		276974	6070
990 U STATES	9373	12069	71294	94606	
NICKEL IN INGOTS BLOCKS SHOT	9373	12069	71294	94606	
990 U STATES	LB	24295	37768	33902	6071
NICKEL BARS RODS STRIPS SHEETS	24295	20451	37768	33902	
1 U KINGDOM	LB		1994	3233	6072
76 NORWAY	30239	22117	123100	87094	
85 SWEDEN	412	1164	7019	12131	
990 U STATES	244820	286494	3226744	3663323	
NICKEL SILVER IN INGOTS BLOCKS	275471	309775	3358857	3765781	
1 U KINGDOM	LB		8884	4396	6073
990 U STATES	187	366	5891	8546	
NICKEL CHROMIUM IN BARS RODS	187	366	14775	12942	
1 U KINGDOM	LB	653	963	4958	6074
990 U STATES			36051	36748	
NICKEL MANUFACTURES NOT PLATED	653	963	41009	44172	
1 U KINGDOM		152		14803	6075
43 AUSTRIA				480	
67 ITALY		237		3377	
73 NETHRLNDS		393		5453	
990 U STATES		5693		84229	
NICKEL NICKEL PLATED WARE NOP		6475		108342	
1 U KINGDOM		10015		167183	6077
43 AUSTRIA				5560	
44 BELG LUX				921	
49 DENMARK				2153	
54 FRANCE		414		10903	
55 GERMANY W		20539		203555	
67 ITALY		263		26039	
73 NETHRLNDS				12485	
82 SPAIN				462	
85 SWEDEN				2671	
86 SWITZRLND				1028	
246 CZECHO S		307		3416	
258 GERMANY E				1650	
516 HONG KONG		1315		6584	
519 INDIA				116	
559 JAPAN		5411		42058	
614 AUSTRALIA				350	
990 U STATES		83779		1160669	
ELECTRO PLATED WARE GILT WARE		122043		1647803	
1 U KINGDOM		75158		985928	6082
43 AUSTRIA		1581		22865	
44 BELG LUX		3304		20651	
49 DENMARK		1439		11255	
54 FRANCE		1848		34299	
55 GERMANY W		68206		591899	
67 ITALY		10818		137956	
73 NETHRLNDS		9858		70531	
76 NORWAY		178		557	
82 SPAIN		103		6735	
85 SWEDEN		901		11966	
86 SWITZRLND		695		6816	
246 CZECHO S				4375	
277 POLAND				234	
355 ISRAEL				265	
427 UN SO AFR				1140	
516 HONG KONG		9556		46322	
559 JAPAN		44668		535560	
614 AUSTRALIA		1212		7972	
874 MEXICO		439		439	
990 U STATES		764814		10899856	
GOLD SILVER SWEEPS GOLD FRINGE		994778		13397621	
1 U KINGDOM				83	6084
54 FRANCE		820		8301	
55 GERMANY W				391	
990 U STATES		356		8442	
GOLD SILVER OUTCH METAL LEAF		1176		17224	
1 U KINGDOM		2944		51573	6085
55 GERMANY W				11234	
67 ITALY		205		1305	

IMPORTS INTO CANADA FOR CONSUMPTION

131

Commodities and Countries from which Imported	MONTH OF DECEMBER 1960		TWELVE MONTHS ENDED DECEMBER 1960		Class Number
	Quantities	Values (\$)	Quantities	Values (\$)	
990 U STATES		8535		131337	
GOLD MANUFACTURES N O P		12439		195449	6086
1 U KINGDOM		293		12107	
54 FRANCE				442	
55 GERMANY W		102		6153	
67 ITALY				347	
86 SWITZRLND				615	
990 U STATES		8156		146524	
PLATINUM PALLADIUM IRIIDIUM		8551		166188	
1 U KINGDOM		1684572		12686823	6087
55 GERMANY W				375	
990 U STATES		388		264222	
PLATINUM CRUCIBLES		1684960		12951420	6088
1 U KINGDOM		94		2826	
990 U STATES		131554		1979363	
SILVER UNMANUFACTURED		131648		1982189	
1 U KINGDOM	TR 02 965	979	3092	2874	6091
774 PERU			200596	178530	
813 BAHAMAS			21512	18353	
874 MEXICO			300000	270000	
879 NICARAGUA	901	803	901	803	
990 U STATES			3323014	3002439	
TOILET ARTICLES OF STERLING	1866	1782	3849115	3472999	6093
1 U KINGDOM		1150		15105	
55 GERMANY W		415		641	
990 U STATES		1040		21974	
SILVER MANUFACTURES N O P		2605		37720	6094
1 U KINGDOM		20841		365736	
43 AUSTRIA				274	
44 BELG LUX				1085	
49 DENMARK		3345		27491	
54 FRANCE		177		5757	
55 GERMANY W		4674		60262	
64 IRELAND				1558	
67 ITALY		272		7338	
73 NETHRLNDS				601	
76 NORWAY				702	
82 SPAIN				401	
85 SWEDEN				6647	
86 SWITZRLND				268	
516 HONG KONG				171	
527 PAKISTAN				103	
559 JAPAN				694	
774 PERU				51	
815 BERMUDA				1725	
874 MEXICO				3862	
990 U STATES		15785		216332	
TIN BLOCKS PIGS OR BARS		45094		701058	
1 U KINGDOM	CWT 336	33208	2247	220962	6101
44 BELG LUX	2016	195963	26656	2587092	
55 GERMANY W	447	44681	2490	243534	
73 NETHRLNDS			448	42108	
524 MALAYA	896	87946	43931	4326843	
747 BOLIVIA			644	60777	
990 U STATES	25	2610	7993	776309	
TIN FOIL	3720	364408	84409	8257625	
55 GERMANY W	LB		440	375	6102
415 KENYA			208	229	
990 U STATES	619	823	20584	21411	
COLLAPSIBLE TUBES OF METAL	619	823	21232	22015	
1 U KINGDOM		2812		12423	6103
990 U STATES		3051		105701	
ZINC DROSS AND ZINC SCRAP		5863		118124	
990 U STATES	CWT 585	1362	1078	4543	6110
ZINC PIGS SLABS BLOCKS ANODES	585	1362	1078	4543	
55 GERMANY W			18	423	6112
990 U STATES	213	4017	966	21438	
ZINC BARS RODS PLATES SHEETS	213	4017	984	21861	
1 U KINGDOM	CWT 110	1840	1916	32957	6113
44 BELG LUX	126	2196	2502	42128	
54 FRANCE			28	767	
55 GERMANY W	163	3884	1798	30420	
86 SWITZRLND			38	725	
990 U STATES	910	23210	12586	378787	
ZINC DUST AND GRANULES	1309	31130	18868	485784	
1 U KINGDOM	CWT 200	3588	8960	145229	6115
44 BELG LUX	507	7446	1214	17211	
990 U STATES	211	3628	5695	94199	
ZINC MANUFACTURES N O P	918	14662	15869	256639	
1 U KINGDOM		2210		39134	6116
44 BELG LUX				4427	
49 DENMARK				57	

IMPORTS INTO CANADA FOR CONSUMPTION

Commodities and Countries from which Imported	MONTH OF DECEMBER 1960		TWELVE MONTHS ENDED DECEMBER 1960		Class Number
	Quantities	Values (\$)	Quantities	Values (\$)	
54 FRANCE				1712	
55 GERMANY W		279		17585	
67 ITALY				6613	
73 NETHRLNDS				303	
86 SWITZRLND				217	
516 HONG KONG		3343		39396	
559 JAPAN				384	
614 AUSTRALIA				304	
990 U STATES		181698		2040275	
ZINC SLUGS DISCS AND SHELLS		187530		2150407	
1 U KINGDOM		1968		42057	6117
990 U STATES		4564		130123	
ALLOYS OF COPPER		6532		172180	
1 U KINGDOM				31864	6119
55 GERMANY W				19993	
85 SWEDEN				1830	
990 U STATES		30505		368914	
ALLOYS OF MAGNESIUM		30505		422601	
1 U KINGDOM		5715		143485	6120
990 U STATES		5419		193063	
BABBITT METAL IN BLOCKS BARS		11134		336548	
1 U KINGDOM	CWT				6121
990 U STATES			358	3953	
BRITANNIA METAL AND MFRS			295	24565	
1 U KINGDOM			653	28518	6123
49 DENMARK		217		5589	
73 NETHRLNDS				3445	
990 U STATES		476		4327	
CHROMIUM TUNGSTEN FOR ALLOYS		693		11890	
1 U KINGDOM	LB			25251	6124
43 AUSTRIA			55341	61685	
55 GERMANY W			37	424	
85 SWEDEN			5470	9690	
990 U STATES		536	66	573	
ALLOY SLUGS CAST WITH DIAMONDS		1623	61091	102007	
990 U STATES		536	122005	174379	
PHOSPHOR TIN PHOSPHOR BRONZE					
1 U KINGDOM					6125
55 GERMANY W					
990 U STATES					
WATCHES OVER ONE JEWEL					
1 U KINGDOM					6127
54 FRANCE		148		6477	
55 GERMANY W		23432		236242	
67 ITALY		2950		108825	
73 NETHRLNDS				434	
86 SWITZRLND		101425		92	
207 U S S R				1210357	
516 HONG KONG		58		1857	
559 JAPAN				169	
990 U STATES		4799		1248	
WATCHES ONE OR NO JEWEL		132812		24833	
1 U KINGDOM					6128
43 AUSTRIA				2402	
54 FRANCE		453		3489	
55 GERMANY W		5449		4891	
86 SWITZRLND		41937		63140	
990 U STATES		262		467034	
WATCH ACTIONS OVER ONE JEWEL		48101		3597	
1 U KINGDOM				544553	6129
54 FRANCE		7212		8073	
55 GERMANY W		21874		94292	
86 SWITZRLND		388712		294244	
516 HONG KONG				3374032	
559 JAPAN				343	
990 U STATES		14732		86630	
WATCH ACTIONS ONE OR NO JEWEL		432530		206227	
1 U KINGDOM				4063841	6130
54 FRANCE		23119		411109	
55 GERMANY W		2709		1058	
86 SWITZRLND		1734		23853	
990 U STATES		50		117966	
CLOCKS N O P		27612		2680	
1 U KINGDOM	NO			556666	6131
49 DENMARK		118	902	7046	
54 FRANCE				27	
55 GERMANY W		17	444	2510	
67 ITALY		7348	25492	122764	
73 NETHRLNDS		301	290	594	
85 SWEDEN		19	634	95	
86 SWITZRLND				176	
559 JAPAN		79	1536	2772	
990 U STATES		1648	2274	24433	
		14488	77012	28433	
		24018	108584	129915	
				290332	
				1274812	

IMPORTS INTO CANADA FOR CONSUMPTION

Commodities and Countries from which Imported	MONTH OF DECEMBER 1960		TWELVE MONTHS ENDED DECEMBER 1960		Class Number
	Quantities	Values (\$)	Quantities	Values (\$)	
CLOCK MOVEMENTS AND CASES					6132
1 U KINGDOM		68		5338	
54 FRANCE		1804		47928	
55 GERMANY W		191		36556	
86 SWITZRLND		1179		17083	
855 DOM REP				277	
990 U STATES		9485		136962	
		12727		244144	
PARTS OF CLOCK MOVEMENTS					6133
1 U KINGDOM		202		77181	
54 FRANCE		128		21619	
55 GERMANY W		1537		69963	
73 NETHRLNDS		3519		21218	
76 NORWAY				12892	
86 SWITZRLND		174		6330	
990 U STATES		12232		184736	
		17792		393939	
TIME RECORDERS					6134
1 U KINGDOM		536		16051	
44 BELG LUX				467	
54 FRANCE				955	
55 GERMANY W		804		24832	
85 SWEDEN				1664	
86 SWITZRLND		2651		27969	
785 VENEZUELA				2330	
990 U STATES		11019		163973	
		15010		238241	
ALARM CLOCKS					6135
1 U KINGDOM	NO	2856	20317	31419	
43 AUSTRIA			34	127	
54 FRANCE			3513	3994	
55 GERMANY W	40031	56785	505493	753745	
67 ITALY	664	1319	2286	2985	
86 SWITZRLND	352	2721	9919	34778	
246 CZECHO S	4000	2329	23808	15962	
262 HUNGARY			1443	1037	
516 HONG KONG			200	255	
559 JAPAN	7910	8011	50710	53763	
990 U STATES	1491	7362	14900	46902	
	57304	82287	632623	944967	
WATCH CASES AND PARTS					6136
1 U KINGDOM		10740		163253	
54 FRANCE		2222		20567	
55 GERMANY W		7803		104085	
86 SWITZRLND		42187		344285	
516 HONG KONG		2315		23579	
559 JAPAN		737		9058	
990 U STATES		41055		740241	
		107059		1405068	
PARTS OF WATCH MOVEMENTS					6138
1 U KINGDOM		11476		134372	
54 FRANCE		1757		30266	
55 GERMANY W		1787		16755	
86 SWITZRLND		22867		186976	
559 JAPAN		231		2398	
990 U STATES		6469		102826	
		44587		473593	
BATTERIES FLASHLIGHT AND PARTS					6139
1 U KINGDOM		810		810	
55 GERMANY W				546	
516 HONG KONG		4836		83545	
559 JAPAN		5285		31996	
990 U STATES		2606		99363	
		13537		216260	
BATTERIES HEARING AID AND PTS					6140
55 GERMANY W				1091	
990 U STATES		35129		423646	
				424737	
BATTERIES ELECTRIC PRIMARY NOP					6141
1 U KINGDOM		2341		34609	
54 FRANCE				1463	
55 GERMANY W		1541		15158	
516 HONG KONG				19582	
559 JAPAN		6201		135402	
990 U STATES		68683		836695	
		78766		1042909	
BATTERIES STORAGE N O P PARTS					6142
1 U KINGDOM		16657		560197	
43 AUSTRIA				476	
54 FRANCE		1276		27331	
55 GERMANY W		772		40099	
67 ITALY				390	
85 SWEDEN				250	
990 U STATES		128560		1512207	
		147265		2140950	
APPARATUS ELECTRIC HEATING NOP					6143
1 U KINGDOM		30121		121714	
44 BELG LUX				6351	
54 FRANCE				270	
55 GERMANY W		2573		42397	
73 NETHRLNDS				367	
85 SWEDEN				3109	
86 SWITZRLND				1361	
427 UN SO AFR				106	
559 JAPAN		760		1841	
990 U STATES		208011		2194519	
		241465		2372035	

IMPORTS INTO CANADA FOR CONSUMPTION

Commodities and Countries from which Imported	MONTH OF DECEMBER 1960		TWELVE MONTHS ENDED DECEMBER 1960		Class Number
	Quantities	Values (\$)	Quantities	Values (\$)	
DYNAMOS GENERATORS AND PTS NOP					6144
1 U KINGDOM		77808		1892081	
43 AUSTRIA				801	
44 BELG LUX				830	
49 DENMARK				7078	
54 FRANCE		422		4743	
55 GERMANY W		2094		51984	
73 NETHRLNDS		1274		29783	
76 NORWAY				1280	
85 SWEDEN		631		50669	
86 SWITZRLND				358905	
559 JAPAN		2284		35107	
815 BERMUDA				1144	
990 U STATES		492880		7169710	
		577393		9604115	
FUSES FUSE PLUGS CUTOUTS PARTS					6145
1 U KINGDOM		1480		172862	
54 FRANCE		92		11957	
55 GERMANY W		193		2916	
86 SWITZRLND		91		2334	
990 U STATES		54643		944446	
		56499		1134515	
MOTORS ELECTRIC PARTS OF N O P					6147
1 U KINGDOM		9263		144452	
54 FRANCE				181	
55 GERMANY W		3093		57422	
85 SWEDEN				2803	
86 SWITZRLND				7284	
559 JAPAN				897	
990 U STATES		223706		3554657	
		236062		3767626	
SEMI CONDUCTORS NOP AND PARTS					6149
1 U KINGDOM		1034		45985	
54 FRANCE				1546	
55 GERMANY W		1846		12837	
73 NETHRLNDS		2621		36329	
559 JAPAN		376		1181	
990 U STATES		167991		1888544	
		173868		1986422	
TRANSISTORS	NO				6150
1 U KINGDOM	650	1279	1699	4471	
55 GERMANY W			340	410	
73 NETHRLNDS	6700	3578	67760	38580	
559 JAPAN	2600	1003	67190	35065	
990 U STATES	37536	108242	594606	1419109	
	47486	114102	731595	1497635	
LIGHTNING ARRESTERS REACTORS					6151
1 U KINGDOM		3112		66076	
54 FRANCE				1017	
55 GERMANY W				4737	
76 NORWAY				189	
85 SWEDEN		289		36324	
86 SWITZRLND		68		9195	
990 U STATES		12985		203175	
		16454		320713	
MAGNETOS FOR GAS ENGINES					6152
1 U KINGDOM				353	
990 U STATES		4601		45677	
		4601		46030	
MOTORS ELECTRIC UNDER 30 DOL	NO				6154
1 U KINGDOM	450	8860	15523	206026	
43 AUSTRIA			94	240	
44 BELG LUX	30	773	550	2921	
49 DENMARK	13	333	48	1219	
54 FRANCE			120	738	
55 GERMANY W	130	724	1680	6595	
67 ITALY			50	356	
73 NETHRLNDS	22	100	2800	7797	
76 NORWAY			180	630	
85 SWEDEN	8	63	65	1261	
86 SWITZRLND	5	112	96	1686	
559 JAPAN	3015	3111	42686	9468	
990 U STATES	28394	132697	426109	1973416	
	32067	153773	490001	2212353	
MOTORS ELEC 30 DOL OR MORE NOP	NO				6155
1 U KINGDOM	1636	185640	23168	2376219	
44 BELG LUX			1	1637	
49 DENMARK	34	1464	165	7956	
54 FRANCE			6	3199	
55 GERMANY W	17	1171	423	72696	
67 ITALY			6	1165	
73 NETHRLNDS	1	90	8	1368	
76 NORWAY	1	79	14	1983	
85 SWEDEN	19	4528	92	29351	
86 SWITZRLND			33	7553	
559 JAPAN			3	103	
990 U STATES	1979	276412	29857	5130421	
	3687	469384	53776	7633651	
RHEOSTATS CONTROLLERS STARTERS					6156
1 U KINGDOM		10746		435219	
43 AUSTRIA				2821	
49 DENMARK		1619		20071	
54 FRANCE				17323	
55 GERMANY W		4979		130141	
73 NETHRLNDS		518		9473	
76 NORWAY				1708	

IMPORTS INTO CANADA FOR CONSUMPTION

Commodities and Countries from which Imported	MONTH OF DECEMBER 1960		TWELVE MONTHS ENDED DECEMBER 1960		Class Number
	Quantities	Values (\$)	Quantities	Values (\$)	
85 SWEDEN		76		7522	6157
86 SWITZRLND		2526		110845	
516 HONG KONG				789	
559 JAPAN		463		1478	
990 U STATES		854222		12020805	
		875149		12758195	
SAD IRONS ELECTRIC AND PARTS					6157
1 U KINGDOM		8079		89328	
55 GERMANY W				3252	
559 JAPAN		669		11280	
886 P RICO		18017		238782	
990 U STATES		28178		465087	
		54943		807729	
SELFCONTAINED LIGHTING OUTFITS					6158
990 U STATES		1176		11976	
		1176		11976	
SOCKETS OUTLETS RECEPTACLES					6159
1 U KINGDOM		100		15455	
55 GERMANY W		212		4013	
67 ITALY				2774	
85 SWEDEN				273	
559 JAPAN				1659	
990 U STATES		136181		2205405	
		136493		2229579	
SPARK PLUGS MAGNETOS IGNITION					6160
1 U KINGDOM		364		45346	
55 GERMANY W		5503		53995	
559 JAPAN				2618	
614 AUSTRALIA		1224		16974	
990 U STATES		89274		1394002	
		97065		1512942	
SWITCHES SWITCHBOARDS AND PTS					6161
1 U KINGDOM		36314		801801	
43 AUSTRIA		57		10766	
54 FRANCE		25636		274613	
55 GERMANY W		5102		51717	
67 ITALY				1127	
73 NETHRLNDS		2409		3546	
85 SWEDEN		493		15232	
86 SWITZRLND		44006		469450	
559 JAPAN				5446	
886 P RICO				677	
990 U STATES		779259		10072981	
		893276		11707356	
SWITCHGEAR FOR MINES					6162
1 U KINGDOM		338		4869	
990 U STATES				3204	
		338		8073	
TELEGRAPH APPARATUS AND PARTS					6163
1 U KINGDOM		7887		566340	
43 AUSTRIA				1800	
55 GERMANY W		10386		675832	
76 NORWAY				1850	
85 SWEDEN				1825	
86 SWITZRLND				28790	
559 JAPAN		174		2807	
990 U STATES		237863		3566681	
		256310		4845925	
TELEPHONE APPARATUS AND PARTS					6164
1 U KINGDOM		285300		3310564	
43 AUSTRIA				11719	
44 BELG LUX				12313	
49 DENMARK				5112	
54 FRANCE				137585	
55 GERMANY W		15704		61601	
67 ITALY				2656	
85 SWEDEN		4878		148705	
86 SWITZRLND				11632	
246 CZECHO S		3250		7618	
559 JAPAN		6600		30001	
874 MEXICO				773	
990 U STATES		634365		8213870	
		950097		11954149	
TRANSFORMERS AND PARTS N O P					6165
1 U KINGDOM		88161		1043240	
43 AUSTRIA				447	
44 BELG LUX				450	
49 DENMARK		77		2964	
54 FRANCE				6388	
55 GERMANY W		3767		201941	
67 ITALY				323	
73 NETHRLNDS		466		22543	
85 SWEDEN		19873		637534	
86 SWITZRLND		136		112994	
559 JAPAN		1528		5036	
874 MEXICO				13788	
886 P RICO				405	
990 U STATES		376019		6039522	
		490027		8087575	
RADIO AND TV RECEIVING TUBES					6166
1 U KINGDOM	NO	24158	38158	363295	
54 FRANCE		146	223	154	
55 GERMANY W		4824	1835	34498	
67 ITALY		2025	470	20363	
73 NETHRLNDS		19326	10428	1095156	
85 SWEDEN		1810	8677	18351	
				350008	
				8205	
				26852	
				7103	
				450358	
				90605	

IMPORTS INTO CANADA FOR CONSUMPTION

Commodities and Countries from which Imported	MONTH OF DECEMBER 1960		TWELVE MONTHS ENDED DECEMBER 1960		Class Number
	Quantities	Values (\$)	Quantities	Values (\$)	
246 CZECHO S			3645	1617	
559 JAPAN	126945	38131	3948006	1226354	
990 U STATES	393763	430200	4740182	5643216	
RADIO APPARATUS N O P	572997	528122	10223650	7804318	
1 U KINGDOM		961497		8817791	6167
43 AUSTRIA				1644	
44 BELG LUX				271	
49 DENMARK		3107		39693	
54 FRANCE		2756		31057	
55 GERMANY W		59982		377868	
67 ITALY		5132		30930	
73 NETHRLNDS		37123		699699	
76 NORWAY				1187	
85 SWEDEN		4444		54885	
86 SWITZRLND				5003	
246 CZECHO S		354		4734	
559 JAPAN		27764		377578	
874 MEXICO				710	
990 U STATES		1868302		26025151	
		2970461		36468201	
ELECTRIC RAZORS AND PARTS	NO				
43 AUSTRIA	500	4240	3536	27199	6168
44 BELG LUX		1517		1517	
54 FRANCE			8	65	
55 GERMANY W	5845	13371	20318	62193	
73 NETHRLNDS	1008	5159	194908	831259	
86 SWITZRLND	1512	4235	6076	20884	
559 JAPAN	800	1176	15699	29405	
886 P RICO	5652	22876	16968	68017	
990 U STATES	2051	67719	218860	3421373	
	17368	120293	476373	4461912	
ELECT STEAM GENERATORS AND PTS	ND				
1 U KINGDOM		2267920	3	14731730	6169
55 GERMANY W			1	844427	
85 SWEDEN				1022	
86 SWITZRLND			1	35467	
990 U STATES		322	1	85537	
		2268252	6	15698183	
ELECTRIC APPARATUS N O P					
1 U KINGDOM		117242		1217431	6170
43 AUSTRIA		1286		16015	
44 BELG LUX		197		2960	
49 DENMARK		521		10351	
53 FINLAND				6993	
54 FRANCE		476		42109	
55 GERMANY W		12127		216053	
67 ITALY		492		45793	
73 NETHRLNDS		8189		195577	
76 NORWAY				16633	
85 SWEDEN		4621		59307	
86 SWITZRLND		29816		512547	
246 CZECHO S		199		964	
427 UN SO AFR		510		510	
516 HONG KONG		100		1791	
559 JAPAN		9360		113558	
614 AUSTRALIA		318		1162	
824 JAMAICA				692	
886 P RICO				142105	
990 U STATES		2158416		29719253	
		2343870		32321804	
ELECTRIC PRECISION INSTRUMENTS					
1 U KINGDOM		103557		980199	6171
43 AUSTRIA		250		375	
49 DENMARK		6183		112597	
53 FINLAND		4370		12810	
54 FRANCE				7688	
55 GERMANY W		20308		164905	
67 ITALY				1410	
73 NETHRLNDS		5330		87916	
76 NORWAY		2205		5759	
85 SWEDEN		4654		14265	
86 SWITZRLND		25843		132195	
246 CZECHO S				6217	
427 UN SO AFR		31494		139416	
559 JAPAN		3194		26698	
828 TRINIDAD				4333	
886 P RICO				1803	
990 U STATES		1164902		13304631	
		1372290		15003225	
ELECTRIC OR GAS WELDING APP					
1 U KINGDOM		9490		240291	6172
49 DENMARK				1987	
54 FRANCE				22143	
55 GERMANY W		4856		98536	
67 ITALY				324	
73 NETHRLNDS		2461		14700	
85 SWEDEN				4593	
86 SWITZRLND		290		76968	
990 U STATES		529091		6858826	
		546188		7318368	
RADIO RECEIVING SETS	NO				
1 U KINGDOM	1147	20728	13856	347671	6173
43 AUSTRIA	122	3285	391	10071	
44 BELG LUX			519	7286	
49 DENMARK			3	366	

IMPORTS INTO CANADA FOR CONSUMPTION

Commodities and Countries from which Imported	MONTH OF DECEMBER 1960		TWELVE MONTHS ENDED DECEMBER 1960		Class Number
	Quantities	Values (\$)	Quantities	Values (\$)	
54 FRANCE			435	5479	
55 GERMANY W	5596	316938	56946	2982427	
64 IRELAND	1000	15043	1000	15043	
67 ITALY	297	4927	832	17918	
73 NETHRLNDS	2087	32913	31122	479464	
76 NORWAY			428	17004	
85 SWEDEN			5	682	
86 SWITZRLNO	500	8323	3687	65683	
246 CZECHO S			9988	107204	
262 HUNGARY			16	393	
277 POLAND			7	208	
427 UN SO AFR			1	98	
516 HONG KONG	303	2856	2705	29151	
553 CHINA COM			8	190	
559 JAPAN	68429	596029	531022	5545892	
990 U STATES	5259	151196	78540	2219343	
	84740	1152238	731511	11851573	
TELEVISION RECEIVING SETS	NO				6174
1 U KINGDOM			22	2594	
55 GERMANY W	2	688	13	2925	
990 U STATES	1276	184347	14220	1997892	
	1278	185035	14255	2003411	
RADIO SET PARTS					6175
1 U KINGDOM		241493		2170140	
49 DENMARK		572		4456	
54 FRANCE				2943	
55 GERMANY W		8310		115455	
67 ITALY		2790		5920	
73 NETHRLNDS		1725		118715	
85 SWEDEN				787	
86 SWITZRLNO				975	
559 JAPAN		566		3648	
990 U STATES		204716		3312603	
		460172		5735642	
RADIO TUBE PARTS					6176
1 U KINGDOM		12985		69825	
43 AUSTRIA		400		4489	
54 FRANCE				749	
55 GERMANY W				2830	
67 ITALY		4849		29595	
73 NETHRLNDS		4690		286819	
990 U STATES		470659		6356618	
		493583		6750925	
SOUND EQUIPMENT N O P					6177
1 U KINGDOM		76736		448939	
43 AUSTRIA				3900	
49 DENMARK				3857	
54 FRANCE				5857	
55 GERMANY W		8090		125931	
67 ITALY				2261	
73 NETHRLNDS		1506		41179	
76 NORWAY				172	
85 SWEDEN		1841		7928	
559 JAPAN		11254		126805	
614 AUSTRALIA				671	
815 BERMUDA				12884	
990 U STATES		373126		3716945	
		472553		4497329	
TAPE RECORDERS AND PARTS	NO				6178
1 U KINGDOM	52	10296	802	95860	
43 AUSTRIA			5	527	
49 DENMARK			8	2402	
53 FINLAND			1	100	
55 GERMANY W	562	47366	4538	362277	
67 ITALY	5	212	107	3348	
73 NETHRLNDS	1005	70396	13449	890429	
76 NORWAY	1	69	79	10347	
85 SWEDEN			1	50	
86 SWITZRLNO	2	981	10	3955	
559 JAPAN	897	39620	4124	154048	
614 AUSTRALIA	1	607	1	694	
990 U STATES	488	124479	8021	2937222	
	3013	294026	31146	4461259	
METERS ELECTRIC N O P	NO				6179
1 U KINGDOM	159	8870	5035	150091	
43 AUSTRIA	4	59	13	356	
49 DENMARK	2	83	7	822	
54 FRANCE			1	935	
55 GERMANY W	15	1605	376	12182	
67 ITALY			1	230	
73 NETHRLNDS	1	237	26	5636	
76 NORWAY			2	579	
85 SWEDEN			25	261	
86 SWITZRLNO			168	10255	
246 CZECHO S			413	5429	
559 JAPAN	818	1808	14824	44661	
990 U STATES	3948	106009	47666	1457671	
	4947	118671	68557	1689108	
METERS ELECTRIC N O P PARTS OF					6180
1 U KINGDOM		2806		22857	
55 GERMANY W		231		1103	
73 NETHRLNDS				477	
86 SWITZRLNO		1150		10356	
559 JAPAN				1701	
990 U STATES		83481		1038415	
		87668		1074909	

IMPORTS INTO CANADA FOR CONSUMPTION

Commodities and Countries from which Imported	MONTH OF DECEMBER 1960		TWELVE MONTHS ENDED DECEMBER 1960		Class Number
	Quantities	Values (\$)	Quantities	Values (\$)	
LIGHTING FIXTURES GAS COAL OIL					
1 U KINGDOM		1157		68220	6181
43 AUSTRIA				1570	
54 FRANCE		293		2089	
55 GERMANY W		204		5817	
67 ITALY		250		3242	
73 NETHRLNDS		2041		2902	
85 SWEDEN				8813	
86 SWITZRLND				117	
246 CZECHO S				1719	
516 HONG KONG		1366		50225	
559 JAPAN		1728		23595	
990 U STATES		13733		236103	
		20772		404412	
GAS MANTLES GAS BURNERS					
1 U KINGDOM		1605		16936	6182
73 NETHRLNDS				1627	
85 SWEDEN				1682	
990 U STATES		3903		44100	
		5508		64345	
GAS METERS AND PARTS					
1 U KINGDOM		17326		212892	6183
990 U STATES		85338		1632671	
		102664		1845563	
PLATES CYLINDERS ENGRAVERS					
1 U KINGDOM		556		15992	6191
49 DENMARK				2908	
54 FRANCE				213	
55 GERMANY W				3398	
73 NETHRLNDS		1610		7904	
86 SWITZRLND		131		278	
614 AUSTRALIA		137		855	
848 CUBA				59	
990 U STATES		91926		1347430	
		94360		1379037	
PLATES PRINTING 2 COLOURS					
1 U KINGDOM				5645	6192
55 GERMANY W		189		733	
73 NETHRLNDS				3377	
86 SWITZRLND				581	
990 U STATES		8766		184991	
		8955		195327	
PLATES FOR PRINTING MUSIC					
1 U KINGDOM		1802		6498	6193
73 NETHRLNDS				4750	
990 U STATES		5627		37201	
		7429		48449	
STEREOTYPES ELECTROTYPES NOP	SQ IN				
559 JAPAN			113	386	6194
990 U STATES	55052	2245	204316	28353	
	55052	2245	204429	28739	
MATRICES FOR STEREOTYPES 475A	SQ IN				
990 U STATES	37499	1671	524492	15271	6195
	37499	1671	524492	15271	
STEREOTYPES FOR BOOKS	SQ IN				
1 U KINGDOM	40290	772	99216	5260	6196
54 FRANCE			4484	638	
55 GERMANY W			5220	741	
73 NETHRLNDS			2883	953	
990 U STATES	362536	23545	5516601	283320	
	402826	24317	5628404	290912	
STEREOTYPES FOR ADVERTISEMENTS	SQ IN				
1 U KINGDOM			21993	1030	6197
55 GERMANY W			34962	1934	
73 NETHRLNDS			1792	2098	
86 SWITZRLND			3690	785	
990 U STATES	191427	9412	2704622	110264	
	191427	9412	2767059	116111	
TYPE PRINTING CHASES QUOINS					
1 U KINGDOM		377		16941	6199
55 GERMANY W		901		21279	
67 ITALY				214	
516 HONG KONG				1914	
990 U STATES		12888		179013	
		14166		219361	
PRINTG PLATES FOR PUBLICATIONS					
1 U KINGDOM		53		1400	6200
55 GERMANY W		1079		7064	
73 NETHRLNDS				141	
86 SWITZRLND				523	
990 U STATES		60580		572102	
		61712		581230	
MOULDING MATERIAL ELECTROTYPE					
990 U STATES		2190		24216	6201
		2190		24216	
TUNGSTEN BEARING ORES	CWT				
564 KOREA			4540	400901	6208
583 THAILAND			1108	82385	
744 ARGENTINA			944	57777	
747 BOLIVIA			1077	68794	
752 BRAZIL			551	36694	
774 PERU			1349	101490	
990 U STATES			2000	214967	
			11569	963008	
CHROME ORE	CWT				
316 CYPRUS			56448	99154	6210

IMPORTS INTO CANADA FOR CONSUMPTION

Commodities and Countries from which Imported	MONTH OF DECEMBER 1960		TWELVE MONTHS ENDED DECEMBER 1960		Class Number
	Quantities	Values (\$)	Quantities	Values (\$)	
422 RHOD NYAS			43091	55772	
427 UN SO AFR			22642	12135	
567 PHIL	156800	163800	778240	892684	
848 CUBA			13171	19692	
990 U STATES	43985	77595	266866	442375	
	200785	241395	1180458	1521812	
ANTIMONY OR REGULUS OF	LB				6211
1 U KINGDOM			353869	65624	
44 BELG LUX			232195	50539	
287 U S S R			22074	3482	
553 CHINA COM	110230	19175	229642	36826	
990 U STATES			6014	1795	
	110230	19175	843794	158266	
BISMUTH METALLIC NATURAL	LB				6212
73 NETHRLNDS			6598	12723	
990 U STATES			1050	2319	
			7648	15042	
COBALT ORE	CWT				6215
MANGANESE ORE	CWT				6216
1 U KINGDOM	84	542	871	12614	
54 FRANCE			74	701	
414 GHANA			447982	811363	
427 UN SO AFR			109760	142331	
449 BEL CONGO			340638	704012	
559 JAPAN			88	1733	
752 BRAZIL			130435	253701	
874 MEXICO			10251	3918	
990 U STATES	5997	57955	86903	613390	
	6081	58497	1127002	2543763	
ORES OF METALS N O P	CWT				6217
1 U KINGDOM			285	2153	
55 GERMANY W			2218	7742	
567 PHIL			4480	19948	
614 AUSTRALIA	927	2718	3391	22044	
744 ARGENTINA	126412	473284	126412	473284	
747 BOL IVIA			61234	268476	
774 PERU			576441	1858644	
869 HONDURAS	19071	69082	19071	69082	
990 U STATES	2104	74247	36504	1101525	
	148514	619331	830036	3822898	
MERCURY OR QUICKSILVER	LB				6218
1 U KINGDOM			1610	4000	
67 ITALY			36666	88105	
82 SPAIN			121600	285114	
755 CHILE			17404	46271	
874 MEXICO			33382	79724	
990 U STATES	630	1730	32429	90233	
	630	1730	243091	593447	
ANODES NICKEL COPPER PRECIOUS					6219
1 U KINGDOM				385	
73 NETHRLNDS				886	
990 U STATES		114		61779	
		114		63050	
ARTICLES FOR AGRIC IMPLEMENTS					6220
1 U KINGDOM		607		18441	
990 U STATES		18646		273799	
		19253		292240	
ARTICLES FOR STORAGE BATTERIES					6221
990 U STATES			2631	141636	
			2631	141636	
BELLS FOR CHURCHES					6222
1 U KINGDOM		7172		33913	
54 FRANCE		4471		111779	
55 GERMANY W				393	
67 ITALY				1438	
73 NETHRLNDS				18532	
86 SWITZRLND				2410	
990 U STATES		17813		157306	
		29456		325771	
BELLS AND GONGS N O P					6223
1 U KINGDOM		57		7925	
55 GERMANY W		2178		18284	
85 SWEDEN		1345		7775	
86 SWITZRLND				532	
519 INDIA		434		4397	
559 JAPAN				2573	
990 U STATES		16263		265894	
		20277		307380	
SLIDE OR ZIPPER FASTENERS					6225
1 U KINGDOM		417		8803	
55 GERMANY W		527		38218	
73 NETHRLNDS				82	
559 JAPAN				7784	
990 U STATES		6804		63814	
		7748		118701	
BUCKLES CLASPS EYELETS HOOKS					6226
1 U KINGDOM		11617		104318	
43 AUSTRIA				897	
49 DENMARK				125	
54 FRANCE				292	
55 GERMANY W		3819		74659	
67 ITALY		744		7766	
73 NETHRLNDS		410		1341	
86 SWITZRLND				695	
246 CZECHO S				1722	

IMPORTS INTO CANADA FOR CONSUMPTION

Commodities and Countries from which Imported	MONTH OF DECEMBER 1960		TWELVE MONTHS ENDED DECEMBER 1960		Class Number
	Quantities	Values (\$)	Quantities	Values (\$)	
559 JAPAN		142		3541	
990 U STATES		152546		1666226	
CAGES ANIMAL OF WIRE AND PARTS		169278		1861582	6227
1 U KINGDOM		6097		31137	
44 BELG LUX				4648	
55 GERMANY W		78		5678	
67 ITALY				1838	
559 JAPAN		397		21746	
990 U STATES		8896		62204	
CHRONOMETERS COMPASSES SHIPS		15468		127951	6228
1 U KINGDOM		17004		102021	
55 GERMANY W				782	
73 NETHRLNDS				456	
85 SWEDEN				273	
559 JAPAN		92		7777	
990 U STATES		3864		224952	
METAL ARTICLES FOR JEWELLERY		20960		336261	6229
1 U KINGDOM		423		5694	
55 GERMANY W				10835	
67 ITALY				301	
246 CZECHO S				170	
559 JAPAN				2262	
990 U STATES		25306		360326	
ARTICLES FOR USE IN FISHERIES		25729		379588	6230
1 U KINGDOM		1206		66626	
49 DENMARK				11964	
54 FRANCE				198	
55 GERMANY W				360	
67 ITALY				129	
73 NETHRLNDS		850		6025	
76 NORWAY				44746	
78 PORTUGAL				6585	
82 SPAIN				145	
559 JAPAN		3163		132787	
990 U STATES		4441		131585	
ARTICLES N O P FOR MFR SHIPS		9660		401150	6232
1 U KINGDOM		42349		1053634	
49 DENMARK				1790	
55 GERMANY W		2440		87414	
67 ITALY		87		1409	
73 NETHRLNDS		3293		26732	
76 NORWAY		13710		94880	
85 SWEDEN		284		4960	
559 JAPAN		4821		20007	
874 MEXICO				490	
990 U STATES		107538		2684302	
ELEMENTS FOR LAMP FILAMENTS		174522		3975618	6233
1 U KINGDOM				1569	
43 AUSTRIA		176		32401	
73 NETHRLNDS		4573		53161	
990 U STATES		59729		1112531	
METAL PTS FOR COVERED BUTTONS		64478		1199662	6234
990 U STATES		7097		84199	
NAILS TACKS BRASS OR COPPER		7097		84199	6235
1 U KINGDOM				592	
990 U STATES		1070		7871	
PATTERNS OF METAL NOT MODELS		1070		8463	6236
1 U KINGDOM				134	
990 U STATES		366		54460	
UMBRELLA PARTS EXCEPT FABRIC		366		54594	6237
1 U KINGDOM				1901	
43 AUSTRIA				186	
44 BELG LUX				516	
54 FRANCE		143		781	
55 GERMANY W		7234		99167	
67 ITALY		336		15242	
559 JAPAN		2761		29736	
990 U STATES		51883		291627	
RIVETS BURRS BRASS OR COPPER		62357		439156	6238
1 U KINGDOM				922	
55 GERMANY W				232	
990 U STATES		2105		70655	
SCREWS OF METAL N O P		2105		71809	6240
1 U KINGDOM		1598		33000	
44 BELG LUX		3314		3690	
55 GERMANY W		1405		29347	
73 NETHRLNDS				1876	
85 SWEDEN		644		4816	
86 SWITZRLND				514	
516 HONG KONG				254	
559 JAPAN				5003	
990 U STATES		3344		82705	
		10305		161205	

IMPORTS INTO CANADA FOR CONSUMPTION

141

Commodities and Countries from which Imported	MONTH OF DECEMBER 1960		TWELVE MONTHS ENDED DECEMBER 1960		Class Number
	Quantities	Values (\$)	Quantities	Values (\$)	
SHOE AND CORSET EYELETS HOOKS					6241
54 FRANCE				273	
55 GERMANY W				8668	
67 ITALY		1236		25147	
73 NETHRLNDS				240	
990 U STATES		20375		182767	
		21611		217095	
WIRE NON FERROUS COVERED					6247
1 U KINGDOM		32090		2145395	
54 FRANCE				2545	
55 GERMANY W		8811		310789	
67 ITALY				70	
73 NETHRLNDS		723		3431	
85 SWEDEN				448	
86 SWITZRLNO				330	
559 JAPAN		1459		9530	
990 U STATES		236504		4480780	
		279587		6953318	
WIRE TINSEL FOR BRAIDS CORDS					6248
54 FRANCE				6495	
55 GERMANY W				43350	
990 U STATES		3019		28563	
		3019		78408	
WIRE STRANEOO NON FERROUS					6249
1 U KINGDOM				13609	
55 GERMANY W		79		3444	
85 SWEDEN				452	
86 SWITZRLND				371	
990 U STATES		38009		424846	
		38088		442722	
WIRE NON FERROUS N O P					6250
1 U KINGDOM		9714		122266	
44 BELG LUX		1722		4296	
54 FRANCE				703	
55 GERMANY W		11767		36458	
73 NETHRLNDS		231		1440	
85 SWEDEN		915		24927	
990 U STATES		22366		406806	
		46715		596896	
NON FERROUS METALS AND PRODUCT					6251
1 U KINGDOM		21139		503668	
43 AUSTRIA				1036	
44 BELG LUX				568	
49 DENMARK		1098		1098	
54 FRANCE				4276	
55 GERMANY W		664		24191	
73 NETHRLNDS		260		16620	
85 SWEDEN		188		6045	
86 SWITZRLND		206		206	
516 HONG KONG				54	
559 JAPAN		151		11899	
758 COLOMBIA				1847	
990 U STATES		673044		7078688	
		696750		7650196	
PARTS FOR MFR OF SHUTTLES					6252
86 SWITZRLND				756	
990 U STATES		8070		125046	
		8070		125802	
HINGES FOR JEWELLERY BOXES					6253
990 U STATES		5928		67354	
		5928		67354	
MATERIALS FOR MFR MINING MACH					6254
990 U STATES		114		10709	
		114		10709	
RESIDUES NON FERROUS					6257
1 U KINGDOM	CWT			19056	
				176732	
TUNGSTEN CARBIDE INSERTS					6258
43 AUSTRIA		1097		1097	
85 SWEDEN		7114		356139	
427 UN SO AFR		10972		371942	
990 U STATES		4737		519741	
		23920		1248919	
TUNGSTEN CARBIDE TIPS BLANKS					6259
1 U KINGDOM				755	
55 GERMANY W				729	
85 SWEDEN		964		37493	
990 U STATES		5333		157057	
		6297		196034	
CIGARETTE LIGHTERS					6260
1 U KINGDOM	002	11	607	267	
43 AUSTRIA		84	235	21588	
54 FRANCE		37	831	65	
55 GERMANY W		599	10715	13274	
76 NORWAY		21	295	55	
85 SWEDEN				17	
86 SWITZRLND				188	
516 HONG KONG		200	745	1320	
559 JAPAN		52071	113758	440669	
990 U STATES		536	8446	10548	
		53559	135632	487991	
INCANDESCENT LAMPS LARGE					6302
1 U KINGDOM	NO	5020	2082	33434	
43 AUSTRIA				33650	
44 BELG LUX				79822	
54 FRANCE				50	
				17048	
				4118	
				11098	
				245	

IMPORTS INTO CANADA FOR CONSUMPTION

Commodities and Countries from which Imported	MONTH OF DECEMBER 1960		TWELVE MONTHS ENDED DECEMBER 1960		Class Number
	Quantities	Values (\$)	Quantities	Values (\$)	
55 GERMANY W	2235	370	31382	6212	
64 IRELAND	48	503	193	1663	
73 NETHRLNDS	6022	1080	333430	32179	
85 SWEDEN			150	361	
262 HUNGARY	500	65	21850	2121	
559 JAPAN	61050	2853	132599	11919	
990 U STATES	428247	136632	4626329	1637193	
	503822	143585	5292889	1724157	
FLUORESCENT BULBS AND TUBES	NO				6303
1 U KINGDOM			1725	1060	
67 ITALY			8280	3973	
73 NETHRLNDS			53292	15456	
990 U STATES	68663	85397	904805	1011694	
	68663	85397	968102	1032183	
MERCURY VAPOUR LAMPS	NO				6304
1 U KINGDOM			315	2205	
73 NETHRLNDS	410	546	19152	29376	
86 SWITZRLND	100	500	4051	16540	
990 U STATES	3494	21477	57036	449668	
	4004	22523	80554	497789	
VAPDUR LAMPS N D P	NO				6306
1 U KINGDOM			706	4334	
73 NETHRLNDS			47863	11111	
990 U STATES	72803	6171	729816	124241	
	72803	6171	778385	139686	
SEALED BEAM LAMPS	NO				6307
990 U STATES	43024	36011	1291570	1001593	
	43024	36011	1291570	1001593	
CHRISTMAS TREE LAMPS	NO				6309
516 HONG KONG	100000	879	100000	879	
559 JAPAN	1862500	34365	22742260	463380	
990 U STATES	3100	199	448360	18193	
	1965600	35443	23290620	482452	
MINIATURE LAMPS N O P	NO				6310
1 U KINGDOM			149800	8313	
55 GERMANY W	5680	221	80280	10711	
73 NETHRLNDS	30000	957	1290866	55489	
262 HUNGARY			20070	2575	
516 HONG KONG	10000	130	775000	7533	
559 JAPAN	19200	412	94870	2779	
990 U STATES	161436	22115	2705981	312790	
	226316	23835	5116867	400190	
PHOTOFLASH LAMPS	NO				6311
73 NETHRLNDS			260000	5593	
559 JAPAN	263800	6879	3902986	105359	
990 U STATES	485204	25917	3383818	200659	
	749004	32796	7546804	311611	
PHOTOGRAPHIC LAMPS N O P	NO				6312
73 NETHRLNDS			9887	5159	
559 JAPAN			4526	3059	
990 U STATES	14839	26779	202486	283198	
	14839	26779	216899	291416	
LIGHTS HEAD SIDE TAIL N O P					6315
1 U KINGDOM		6369		33285	
55 GERMANY W		84		25488	
516 HONG KONG		122		15910	
559 JAPAN		2615		32492	
990 U STATES		22149		451248	
		31339		558423	
FLASHLIGHTS AND PARTS	NO				6320
1 U KINGDOM			5664	6446	
55 GERMANY W	2570	3773	28321	50415	
516 HONG KONG	173588	54578	1813186	468564	
553 CHINA COM			6120	1056	
559 JAPAN	800	443	83343	39225	
990 U STATES	26532	18085	372206	459879	
	203490	76879	2308840	1025585	
ELECTRIC LIGHT FIXTURES N O P					6325
1 U KINGDOM		1794		70995	
43 AUSTRIA		185		18426	
44 BELG LUX				2807	
49 DENMARK		3986		43854	
54 FRANCE		2680		110483	
55 GERMANY W		23386		261247	
67 ITALY		11199		101269	
73 NETHRLNDS		3524		32243	
76 NORWAY				56884	
78 PORTUGAL				605	
82 SPAIN		382		19420	
85 SWEDEN		1121		24989	
86 SWITZRLND				1502	
246 CZECHO S		3521		36401	
258 GERMANY E		76		437	
288 YUGO SLAV				1103	
516 HONG KONG		2211		10023	
519 INDIA		743		1579	
553 CHINA COM				94	
559 JAPAN		17739		166976	
567 PHIL				2763	
815 BERMUDA				1308	
990 U STATES		604281		6578667	
		676828		7544075	

Commodities and Countries from which Imported	MONTH OF DECEMBER 1960		TWELVE MONTHS ENDED DECEMBER 1960		Class Number
	Quantities	Values (\$)	Quantities	Values (\$)	
<u>GROUP 7</u>					
<u>NON METALLIC MINERALS</u>					
ASBESTOS PACKING	LB				7001
1 U KINGDOM	36243	19692	287247	158110	
55 GERMANY W			176	1912	
990 U STATES	8815	14343	162253	218809	
	45058	34035	449676	378831	
VEHICLE BRAKE LININGS ASBESTOS					7002
1 U KINGDOM		5229		98341	
55 GERMANY W		1678		22081	
990 U STATES		42528		510029	
		49435		630451	
ASBESTOS MANUFACTURES N O P					7003
1 U KINGDOM		52274		717220	
44 BELG LUX		74887		391614	
55 GERMANY W				207	
67 ITALY				169	
990 U STATES		102374		1688226	
		229535		2797506	
VEHICLE CLUTCH FACING ASBESTOS					7004
1 U KINGDOM		4145		11111	
43 AUSTRIA				637	
55 GERMANY W		814		4508	
990 U STATES		16234		266520	
		21193		282776	
BRAKE LININGS AND FACINGS NOP					7005
1 U KINGDOM				27691	
990 U STATES		15271		381244	
		15271		408935	
CHINA CLAY GROUND	CWT				7011
1 U KINGDOM	35253	30739	794390	601956	
990 U STATES	140289	138674	1877319	1773257	
	175542	169413	2671709	2375213	
FIRE CLAY GROUND	CWT				7012
1 U KINGDOM	45	53	16788	12199	
990 U STATES	54173	26298	1176590	403093	
	54218	26351	1193378	415292	
PIPE CLAY GRDUND	CWT				7013
990 U STATES	12000	1032	225108	22981	
	12000	1032	225108	22981	
CLAYS N O P GROUND					7014
1 U KINGDOM		303		2468	
990 U STATES		35191		506065	
		35494		508533	
ZIRCONIUM SILICATE					7015
1 U KINGDOM		1460		10317	
427 UN SO AFR				1159	
614 AUSTRALIA				5714	
990 U STATES		2510		144383	
		3970		161573	
ZIRCONIUM OXIDE					7016
990 U STATES				23758	
				23758	
SAGGARS FOR CERAMIC PRODUCTS					7017
1 U KINGDOM		3746		7856	
990 U STATES		2876		67095	
		6622		74951	
ACTIVATED CLAY TO REFINE OILS					7018
1 U KINGDOM				33394	
990 U STATES		63882		902635	
		63882		936029	
GROG FOR REFRACTORY MATERIALS	TON				7019
990 U STATES	804	27576	10629	352967	
	804	27576	10629	352967	
BRICK BUILDING	M				7021
44 BELG LUX			79	6031	
990 U STATES	3504	209514	44380	2481442	
	3504	209514	44459	2487473	
BRICK FIRE CHROME					7022
990 U STATES		58401		680773	
		58401		680773	
BRICK FIRE MAGNESITE					7023
1 U KINGDOM				159385	
55 GERMANY W		22863		202860	
990 U STATES		51217		323682	
		74080		685927	
BRICK FIRE 90 PER CENT SILICA					7024
1 U KINGDOM				6709	
55 GERMANY W				9420	
990 U STATES		53904		945638	
		53904		961767	
BRICK FIRE 100 DOL THDUSANO					7025
1 U KINGDOM				492	
55 GERMANY W		2993		16993	
990 U STATES		156892		1264355	
		159885		1281840	
BRICK FIRE FURNACE OR KILN					7026
1 U KINGDOM		5459		94117	
49 DENMARK				24558	
55 GERMANY W				3095	
990 U STATES		370048		4935084	
		375507		5056854	

IMPORTS INTO CANADA FOR CONSUMPTION

Commodities and Countries from which Imported	MONTH OF DECEMBER 1960		TWELVE MONTHS ENDED DECEMBER 1960		Class Number
	Quantities	Values (\$)	Quantities	Values (\$)	
BRICK FIRE N O P					7027
1 U KINGDOM		3141		355134	
49 DENMARK		9943		30365	
55 GERMANY W				9114	
990 U STATES		225934		3603968	
		239018		3998581	
BRICK PAVING	M				7028
990 U STATES	12	915	506	32270	
	12	915	506	32270	
BUILDING BLOCKS BUILDING TILE					7029
1 U KINGDOM		16411		79452	
44 BELG LUX		330		5735	
67 ITALY		6000		13189	
874 MEXICO				136	
990 U STATES		81279		1028959	
		104020		1127471	
DRAIN PIPES SEWER PIPES N O P					7030
1 U KINGDOM		902		24747	
990 U STATES		4448		142598	
		5350		167345	
TILES FOR MOSAIC FLOORING					7032
1 U KINGDOM				15188	
44 BELG LUX				1263	
54 FRANCE				10776	
55 GERMANY W		2584		54429	
67 ITALY		7539		77896	
82 SPAIN				747	
85 SWEDEN				562	
246 CZECHO S				882	
559 JAPAN		44561		423888	
990 U STATES		10742		109746	
		65426		695377	
EARTHENWARE TILES FOR ROOFING					7033
990 U STATES				1289	
				1289	
TILES EARTHENWARE N O P					7034
1 U KINGDOM		38997		868988	
43 AUSTRIA				212	
44 BELG LUX		1208		25035	
49 DENMARK				62	
54 FRANCE				422	
55 GERMANY W		4176		122817	
67 ITALY		9724		41494	
73 NETHRLNDS				2738	
82 SPAIN		4419		35942	
246 CZECHO S		1559		37346	
559 JAPAN		34132		403293	
990 U STATES		16918		148984	
		111133		1687333	
CHINA AND PORCELAIN WARE N O P					7043
1 U KINGDOM		2574		34973	
49 DENMARK		346		346	
54 FRANCE				1362	
55 GERMANY W		223		1063	
67 ITALY				114	
258 GERMANY E				276	
516 HONG KONG		221		453	
559 JAPAN		1390		15934	
990 U STATES		2636		20309	
		7390		74830	
DEMIJOHNS CHURNS CROCKS N O P					7045
1 U KINGDOM				3180	
55 GERMANY W				155	
67 ITALY				102	
559 JAPAN				533	
990 U STATES		534		34368	
		534		38338	
TABLEWARE OF CHINA PORCELAIN					7046
1 U KINGDOM		578154		10664241	
43 AUSTRIA		55		2676	
44 BELG LUX		558		4577	
49 DENMARK		2078		26654	
53 FINLAND				1955	
54 FRANCE		4902		43766	
55 GERMANY W		8805		231200	
64 IRELAND		613		749	
67 ITALY		4293		55469	
73 NETHRLNDS		60		5740	
76 NORWAY		80		2522	
78 PORTUGAL				2661	
82 SPAIN				101	
85 SWEDEN		142		2918	
86 SWITZRLND		111		1175	
246 CZECHO S				3626	
258 GERMANY E		2052		10942	
262 HUNGARY		1180		2500	
277 POLAND		122		122	
355 ISRAEL				155	
516 HONG KONG		4549		25432	
553 CHINA COM				279	
559 JAPAN		67261		945756	
614 AUSTRALIA				341	
990 U STATES		132507		1263187	
		807522		13298744	
STONEWARE EARTHENWARE N O P					7047
1 U KINGDOM		14514		402955	

IMPORTS INTO CANADA FOR CONSUMPTION

Commodities and Countries from which Imported	MONTH OF DECEMBER 1960		TWELVE MONTHS ENDED DECEMBER 1960		Class Number
	Quantities	Values (\$)	Quantities	Values (\$)	
43 AUSTRIA				7925	
44 BELG LUX		112		5327	
49 DENMARK		2677		22513	
53 FINLAND		554		3112	
54 FRANCE		975		28623	
55 GERMANY W		9484		236049	
59 GREECE				2385	
64 IRELAND				1155	
67 ITALY		8810		125605	
73 NETHRLNDS		2188		26280	
76 NORWAY		413		6403	
78 PORTUGAL		687		10201	
82 SPAIN				1707	
85 SWEDEN		830		20387	
86 SWITZRLND		702		4443	
246 CZECHO S				174	
258 GERMANY E		115		7643	
262 HUNGARY				1481	
355 ISRAEL				425	
516 HONG KONG		2451		13330	
559 JAPAN		51754		897565	
752 BRAZIL		269		757	
874 MEXICO		79		1285	
886 P RICO				114	
990 U STATES		63487		829094	
		160101		2656938	
CHEMICAL STONEWARE ACID RESIST					7048
1 U KINGDOM		4468		19713	
54 FRANCE				139	
990 U STATES		7572		211776	
		12040		231628	
ARTIFICIAL TEETH NOT MOUNTED					7051
1 U KINGDOM		510		8341	
43 AUSTRIA				309	
55 GERMANY W		7379		80640	
67 ITALY		433		1605	
73 NETHRLNDS				1041	
86 SWITZRLND		314		84663	
355 ISRAEL				1678	
559 JAPAN		434		1791	
828 TRINIDAD		1809		28362	
990 U STATES		95890		1501750	
		106769		1710180	
BATHS BATHTUBS BASINS ETC N O P					7052
1 U KINGDOM		75595		1174714	
53 FINLAND		2583		9262	
55 GERMANY W		1173		9898	
67 ITALY				5189	
76 NORWAY		432		15341	
85 SWEDEN		283		2484	
288 YUGO SLAV				1358	
559 JAPAN		5622		200984	
990 U STATES		124775		2065053	
		210463		3484283	
CRUCIBLES N O P AND COVERS					7053
1 U KINGDOM		3928		6750	
54 FRANCE				612	
55 GERMANY W		5115		6307	
427 UN SO AFR				15266	
990 U STATES		10543		82378	
		19586		111313	
INSULATORS ELECTRIC PORCELAIN					7055
1 U KINGDOM		1556		69863	
54 FRANCE				945	
55 GERMANY W				2992	
67 ITALY				293	
85 SWEDEN				164	
86 SWITZRLND				10646	
246 CZECHO S		2682		5750	
559 JAPAN		395		79958	
990 U STATES		22770		332546	
		27403		503157	
MANUFACTURES DF CLAY N O P					7056
1 U KINGDOM		8368		54796	
49 DENMARK				14746	
54 FRANCE				1762	
55 GERMANY W		750		1350	
519 INDIA				8089	
559 JAPAN				559	
990 U STATES		52712		922335	
		61830		1003637	
BRIQUETTES OF COAL OR COKE	TON				7060
990 U STATES	2224	31216	15528	213239	
	2224	31216	15528	213239	
ANTHRACITE SCREENINGS	TON				7061
990 U STATES	250	1353	66960	370762	
	250	1353	66960	370762	
ANTHRACITE DOMESTIC SIZES	TON				7062
1 U KINGDOM			27393	447164	
990 U STATES	70771	815153	810460	9327139	
	70771	815153	837853	9774303	
ANTHRACITE SMALLER SIZES N O P	TON				7063
1 U KINGDOM			37473	517231	
990 U STATES	14756	128145	355181	2915115	
	14756	128145	392654	3432346	

IMPORTS INTO CANADA FOR CONSUMPTION

Commodities and Countries from which Imported	MONTH OF DECEMBER 1960		TWELVE MONTHS ENDED DECEMBER 1960		Class Number
	Quantities	Values (\$)	Quantities	Values (\$)	
COAL BITUMINOUS SUB BITUMINOUS	TON				7064
1 U KINGDOM			509	5098	
990 U STATES	602103	2965058	11962355	61815607	
	602103	2965058	11962864	61820705	
COAL EXWAREHOUSED SHIPS STORES	TON				7066
990 U STATES	11836	59669	287968	1415915	
	11836	59669	287968	1415915	
COAL DUST AND COAL N O P	TON				7067
990 U STATES	603	6993	16537	146842	
	603	6993	16537	146842	
BENZOL	GAL				7070
1 U KINGDOM			224	179	
82 SPAIN			157550	85528	
277 POLAND			286900	163611	
287 U S S R			2051532	621119	
990 U STATES	24882	10089	5114429	1898221	
	24882	10089	7610635	2768658	
COAL TAR CRUDE	GAL				7071
1 U KINGDOM	4100	1023	161231	33889	
990 U STATES			258965	55777	
	4100	1023	420196	89666	
COAL PITCH	CWT				7072
1 U KINGDOM	2120	2659	702707	1304370	
990 U STATES	101193	208948	922325	1959233	
	103313	211607	1605032	3263603	
CARBOLIC OR HEAVY OIL	GAL				7073
1 U KINGDOM	1046228	228515	4008687	937002	
559 JAPAN			207643	34570	
614 AUSTRALIA	900	240	9578	2395	
990 U STATES	8765	2791	311629	75633	
	1055893	231546	4537537	1049600	
COKE PETROLEUM	TON				7074
990 U STATES	34915	552498	403391	5761203	
	34915	552498	403391	5761203	
COKE N O P	TON				7077
1 U KINGDOM	25	743	119	3534	
990 U STATES	12303	247238	297588	5469254	
	12328	247981	297707	5472788	
DECANTERS AND TUMBLERS					7079
1 U KINGDOM				2488	
44 BELG LUX				955	
49 DENMARK		74		2190	
54 FRANCE		367		34891	
55 GERMANY W		316		11094	
67 ITALY				2624	
73 NETHRLNDS				584	
85 SWEDEN		98		4118	
246 CZECHO S		57		665	
277 POLAND				104	
559 JAPAN				5940	
990 U STATES		34168		474108	
		35080		539761	
LAMP CHIMNEYS					7080
55 GERMANY W		605		1775	
246 CZECHO S				87	
990 U STATES		811		47271	
		1416		49133	
GLASS PLATES FOR OPTICAL MFR					7081
1 U KINGDOM		675		3775	
55 GERMANY W		1853		38455	
990 U STATES		21627		530349	
		24155		572579	
GLASS CARBOYS BOTTLES JARS					7082
1 U KINGDOM		8223		630108	
43 AUSTRIA				3770	
44 BELG LUX		3112		5384	
49 DENMARK		153		832	
53 FINLAND				144	
54 FRANCE		6957		40154	
55 GERMANY W		2892		35237	
67 ITALY		1403		47661	
73 NETHRLNDS				4356	
85 SWEDEN		154		3034	
246 CZECHO S		1844		42062	
262 HUNGARY		133		713	
277 POLAND		836		1936	
516 HONG KONG		480		2878	
559 JAPAN		2542		78011	
990 U STATES		424011		5710343	
		452740		6606623	
GLASS TABLEWARE CUT GLASS N O P					7083
1 U KINGDOM		23804		389936	
43 AUSTRIA		267		10349	
44 BELG LUX		14749		210314	
49 DENMARK		2714		24798	
53 FINLAND		757		4664	
54 FRANCE		7855		139515	
55 GERMANY W		61834		908340	
64 IRELAND		321		8481	
67 ITALY		4562		75417	
73 NETHRLNDS		153		29729	
78 PORTUGAL		9655		31140	
85 SWEDEN		9541		126844	
246 CZECHO S		86194		636006	
258 GERMANY E		5752		62775	
262 HUNGARY		15306		77119	

IMPORTS INTO CANADA FOR CONSUMPTION

Commodities and Countries from which Imported	MONTH OF DECEMBER 1960		TWELVE MONTHS ENDED DECEMBER 1960		Class Number	
	Quantities	Values (\$)	Quantities	Values (\$)		
277 POLAND		10966		66328		
355 ISRAEL				1437		
559 JAPAN		6450		124206		
614 AUSTRALIA				75		
874 MEXICO				223		
990 U STATES		190263		2265502		
		451143		5193198		
LAMP BULBS AND TUBING FOR					7084	
1 U KINGDOM		1231		2030		
54 FRANCE		234		2822		
55 GERMANY W		562		3872		
73 NETHRLNDS				413		
86 SWITZRLND		1310		6084		
990 U STATES		192343		2749557		
		195680		2764778		
GLASS SHADES OR GLOBES					7085	
1 U KINGDOM		298		932		
43 AUSTRIA				254		
54 FRANCE				231		
55 GERMANY W				766		
67 ITALY		667		2853		
559 JAPAN				1657		
990 U STATES		10074		170817		
		11039		177510		
LENSES GLASS N O P					7086	
1 U KINGDOM		1590		8347		
43 AUSTRIA				24017		
44 BELG LUX				921		
54 FRANCE				374		
55 GERMANY W				18674		
73 NETHRLNDS				1304		
559 JAPAN		546		797		
990 U STATES		33421		411018		
		35557		465452		
FRESNEL TYPE LENSES GLOBES					7087	
1 U KINGDOM				1280		
55 GERMANY W				2198		
990 U STATES		12352		135259		
		12352		138737		
MOULDED SHAPES FOR ELECT FIXT					7088	
1 U KINGDOM		2802		22899		
43 AUSTRIA		1826		25067		
49 DENMARK				355		
55 GERMANY W		10208		159918		
67 ITALY				1588		
73 NETHRLNDS		7492		61212		
85 SWEDEN				3443		
246 CZECHO S		16410		90391		
516 HONG KONG				986		
559 JAPAN				1100		
990 U STATES		155656		2091034		
		194394		2457993		
HEAT RESISTING GLASSWARE					7089	
1 U KINGDOM		3976		126439		
43 AUSTRIA				2737		
44 BELG LUX				286		
49 DENMARK				335		
54 FRANCE		367		1224		
55 GERMANY W		2035		12492		
246 CZECHO S		1641		1782		
559 JAPAN		244		244		
990 U STATES		466505		6255168		
		474768		6400707		
SHEET GLASS OVER 34 OZ SQ FT	SQ FT					7090
1 U KINGDOM		9085	600456	154456		
44 BELG LUX	346847	99120	6086360	1566841		
54 FRANCE	101922	18084	1274594	259420		
55 GERMANY W	97959	19622	2413885	553910		
67 ITALY			24678	5748		
73 NETHRLNDS			3156	2194		
82 SPAIN	11056	2096	71518	13569		
246 CZECHO S	11925	946	216641	22092		
258 GERMANY E			152900	16192		
277 POLAND			11106	888		
355 ISRAEL			2500	488		
559 JAPAN	16888	2669	310028	42127		
990 U STATES	120045	39770	1059425	330444		
	739214	191392	12227247	2968369		
SHEET GLASS TRANSPRT TO 34 OZ	SQ FT				7091	
1 U KINGDOM		22459	6311941	549475		
44 BELG LUX	1358268	175917	17118348	1940166		
54 FRANCE	104320	7703	3520130	346084		
55 GERMANY W	389830	31590	8068954	734750		
67 ITALY			95400	7352		
73 NETHRLNDS			4426	458		
82 SPAIN			58471	6937		
85 SWEDEN			10800	745		
246 CZECHO S	189100	9407	7778864	313403		
258 GERMANY E	174000	9053	3916080	187794		
277 POLAND	139637	4446	1651522	57815		
287 U S S R			2790311	153140		
516 HONG KONG			66000	1856		
553 CHINA COM			346800	5079		
559 JAPAN	194020	12121	2232625	127714		
990 U STATES	6164	522	627298	76484		
	2799247	273218	54597970	4509252		

IMPORTS INTO CANADA FOR CONSUMPTION

Commodities and Countries from which Imported	MONTH OF DECEMBER 1960		TWELVE MONTHS ENDED DECEMBER 1960		Class Number
	Quantities	Values (\$)	Quantities	Values (\$)	
PLATE GLASS NOT OVER 7 SQ FT	SQ FT				7093
1 U KINGDOM	52377	18240	206138	77545	
44 BELG LUX	6550	3168	137262	55768	
54 FRANCE			146777	53703	
55 GERMANY W			14448	4878	
73 NETHRLNDS			612	204	
990 U STATES	8041	3498	154429	70562	
	66968	24906	659666	262660	
PLATE GLASS 7 TO 25 SQ FT	SQ FT				7094
1 U KINGDOM	449499	177618	4022752	1564536	
44 BELG LUX	11116	6601	506012	239033	
54 FRANCE	19791	8751	366486	174357	
55 GERMANY W	8335	3880	105282	52649	
73 NETHRLNDS			33903	17273	
990 U STATES	134177	65148	1913035	899978	
	622918	261998	6947470	2947826	
PLATE GLASS N O P	SQ FT				7095
1 U KINGDOM	235529	112123	1817445	932545	
44 BELG LUX	32870	19313	1983883	1059572	
54 FRANCE	138254	64110	838997	394493	
55 GERMANY W	49535	25944	735081	386300	
73 NETHRLNDS			35427	18407	
82 SPAIN			3277	1591	
990 U STATES	1362425	652909	12294112	5666060	
	1818613	874399	17708222	8458968	
LAMINATED GLASS SHEETS	SQ FT				7097
1 U KINGDOM	32430	16426	318368	166106	
44 BELG LUX	7235	4059	27825	15699	
54 FRANCE	4067	1967	26326	13142	
55 GERMANY W	6748	4300	95750	50683	
246 CZECHO S			22481	9205	
990 U STATES	1042	1695	14879	26663	
	51522	28447	505629	281498	
GLASS SHEETS WIRED	SQ FT				7099
1 U KINGDOM	44566	22736	502368	219612	
44 BELG LUX	62271	9621	259583	46966	
54 FRANCE	3592	618	79510	12947	
55 GERMANY W	2613	788	39979	15257	
73 NETHRLNDS	49116	33541	534162	352048	
246 CZECHO S			40026	3604	
990 U STATES	32389	16519	105730	69745	
	194547	83823	1561358	720179	
GLASS CAST AND SHEET GLASS N O P	SQ FT				7100
1 U KINGDOM	20159	7973	191923	50042	
44 BELG LUX	15258	6756	90527	32385	
54 FRANCE	2616	253	12188	3121	
55 GERMANY W			8106	1598	
246 CZECHO S			613	209	
990 U STATES	3201	1595	59968	39577	
	41234	16577	363325	126932	
ORNAMENTAL COLOURED GLASS	SQ FT				7111
1 U KINGDOM	6097	2604	179483	73046	
44 BELG LUX	5618	1923	95660	23563	
54 FRANCE	100	71	1952	1968	
55 GERMANY W			33434	10441	
73 NETHRLNDS			462	707	
559 JAPAN			5125	641	
990 U STATES	27398	12639	109254	61003	
	39213	17237	425370	171369	
PAINTED OBSCURED WHITE GLASS	SQ FT				7112
1 U KINGDOM	162934	29088	1373627	242298	
44 BELG LUX	97785	14339	1348564	189769	
54 FRANCE	60818	7825	472911	57012	
55 GERMANY W	1620	247	194708	52525	
246 CZECHO S	18000	848	70000	3251	
559 JAPAN	19010	1320	197397	18088	
990 U STATES	74801	37745	647369	321515	
	434968	91412	4504576	884458	
STAINED OR ORNAMENTAL WINDOWS					7113
1 U KINGDOM		914		41490	
54 FRANCE		6720		116094	
55 GERMANY W				13821	
67 ITALY				372	
73 NETHRLNDS		1516		43047	
990 U STATES				48825	
		9150		263649	
MIRRORS OF GLASS FRAMED OR NOT					7114
1 U KINGDOM		11120		170600	
43 AUSTRIA				605	
44 BELG LUX		56039		547309	
49 DENMARK				1160	
54 FRANCE				3470	
55 GERMANY W		4433		107994	
67 ITALY		229		4663	
73 NETHRLNDS				8520	
82 SPAIN				1189	
85 SWEODEN				977	
246 CZECHO S				1113	
516 HONG KONG		201		2191	
553 CHINA COM				568	
559 JAPAN		2850		64298	
990 U STATES		48889		877064	
		123761		1791721	
INSULATING WINDOW UNITS	NO				7119
1 U KINGDOM	393	3779	3199	30047	
44 BELG LUX	660	15952	24158	555515	

IMPORTS INTO CANADA FOR CONSUMPTION

Commodities and Countries from which Imported	MONTH OF DECEMBER 1960		TWELVE MONTHS ENDED DECEMBER 1960		Class Number
	Quantities	Values (\$)	Quantities	Values (\$)	
55 GERMANY W 990 U STATES	61 587	1044 11530	1829 5521	23340 108237	7120
GLASS BALLS FOR FIBRES OR YARN	1701	32305	34707	717239	
55 GERMANY W 990 U STATES		41722		503458	7121
GLASS TO BE CUT OR MOUNTED		41722		503878	
1 U KINGDOM 44 BELG LUX 54 FRANCE 55 GERMANY W 85 SWEDEN 246 CZECHO S 262 HUNGARY 277 POLAND 990 U STATES		9274 2798 5579 375		1433 97487 17203 59237 1640 10387 438 976	7122
GLASS BLANKS FOR REFLECTORS		13762		224989	
990 U STATES		31788		413790	7123
BEADS FOR MFR IMITATION PEARLS		18244		348909	
43 AUSTRIA 55 GERMANY W 559 JAPAN 990 U STATES		3682 7090 213		14925 14617 5034 10908	7124
ARTIFICIAL EYES CONTACT LENSES		10985		45484	
1 U KINGDOM 55 GERMANY W 990 U STATES		301 354 1922		2227 545 68263	7125
PHOTOGRAPHIC DRY PLATES		2577		71035	
1 U KINGDOM 44 BELG LUX 67 ITALY 990 U STATES		5093		69499 2194 136	7126
SPECTACLES EYE GLASS LENSES		10050		127916	
990 U STATES		15143		199745	7127
MANUFACTURES OF GLASS N O P		141385		1409496	
1 U KINGDOM 43 AUSTRIA 44 BELG LUX 49 DENMARK 53 FINLAND 54 FRANCE 55 GERMANY W 67 ITALY 73 NETHRLNDS 78 PORTUGAL 82 SPAIN 85 SWEDEN 86 SWITZRLND 246 CZECHO S 258 GERMANY E 262 HUNGARY 277 POLAND 516 HONG KONG 559 JAPAN 874 MEXICO 990 U STATES		7800 1051 966 991 5808 5493 28729 1542 4152 13671 2314 1106 350 328 4220 246547		86316 6307 38617 9999 991 92982 112439 340732 17324 263 1178 61027 2583 105663 9350 6849 1266 10918 89110 330 2742768	7128
GLASS WOOL OR FIBRE GLASS		324077		3737012	
1 U KINGDOM 55 GERMANY W 85 SWEDEN 990 U STATES	LB 149	135	7709 11975 8695	3690 3600 6567	7129
GLASS BLOCKS		245206 248959	87790 90555	2490703 1203204 1217061	
1 U KINGDOM 54 FRANCE 246 CZECHO S 874 MEXICO 990 U STATES		189 33471 33660		4304 768 10572 8771 475673 500088	7131
PLUMBAGO NOT GROUND OR MFRD				4653 8233 219 3047 1413 43164	

IMPORTS INTO CANADA FOR CONSUMPTION

Commodities and Countries from which Imported	MONTH OF DECEMBER 1960		TWELVE MONTHS ENDED DECEMBER 1960		Class Number
	Quantities	Values (\$)	Quantities	Values (\$)	
990 U STATES		3106		14985	
CRUCIBLES PLUMBAGO AND COVERS		3106		75714	
1 U KINGDOM		9261		104290	7132
990 U STATES		15390		131858	
PLUMBAGO GROUND AND MFRS NOP		24651		236148	
1 U KINGDOM		9520		83078	7133
55 GERMANY W		4279		54285	
73 NETHRLNDS				146	
86 SWITZRLND		414		414	
559 JAPAN		1761		11433	
874 MEXICO				975	
990 U STATES		53437		755425	
MICA UNMANUFACTURED	CWT	69411		905756	
1 U KINGDOM			432	1775	7138
519 INDIA			924	31271	
752 BRAZIL			52	2141	
990 U STATES	50	3511	16980	112660	
	50	3511	18388	147847	
MICA MANUFACTURES OF					7139
1 U KINGDOM				10938	
874 MEXICO				961	
990 U STATES		19974		310360	
		19974		322259	
ASPHALTUM OR ASPHALT	CWT				7141
1 U KINGDOM			1394	3507	
55 GERMANY W			66	438	
785 VENEZUELA	131671	75942	324617	187131	
990 U STATES	14343	33909	228169	500893	
	146014	109851	554246	691969	
ASPHALTUM OIL FOR PAVING	GAL				7143
990 U STATES	24123	3404	1315494	138831	
	24123	3404	1315494	138831	
OIL FOR CONCENTRATION OF ORES	GAL				7151
990 U STATES	15597	21005	245105	355945	
	15597	21005	245105	355945	
CRUDE PETROLEUM	BBL				7153
319 KUWAIT	971068	1503259	13769587	22164539	
329 B M E NES	675012	1295040	4288247	8434029	
347 IRAN	2060471	4197766	15477253	30670380	
369 SAUD ARAB	1429753	3563012	16229897	39774055	
785 VENEZUELA	5518570	13387801	72761878	175040678	
828 TRINIDAD	116143	251895	2794370	6495123	
990 U STATES	3436	8495	238399	593324	
	10774453	24207268	125559631	283172198	
PETROLEUM TOPS FOR REFINERS	GAL				7154
FUEL OIL EXWARE SHIPS STORES	GAL				7156
876 NETH ANT	12844	1111	358135	25579	
990 U STATES			113747	11298	
	12844	1111	471882	36877	
AVIATION GASOLINE	GAL				7161
876 NETH ANT	902228	143484	5506967	907476	
990 U STATES	12987434	2118585	55472223	9388346	
	13889662	2262069	60979190	10295822	
KEROSENE M O P	GAL				7162
1 U KINGDOM	1875	200	7353221	605752	
54 FRANCE			1469903	111944	
785 VENEZUELA			2372203	240821	
876 NETH ANT	5069630	464881	13053773	1188795	
990 U STATES	1439957	170394	5686280	779522	
	6511462	635475	29935380	2926834	
ENGINE DISTILLATE 8017 OR OVER	GAL				7163
990 U STATES			19620	3220	
			19620	3220	
GASOLINE UNDER 8236 SP G N O P	GAL				7164
785 VENEZUELA	4003480	526435	5867343	767969	
876 NETH ANT			10066739	1246412	
990 U STATES	995080	163966	15102100	2479672	
	4998560	690401	31036182	4494053	
CASINGHEAD GASOLINE BLENDING	GAL				7165
LUB OILS UNDER 25C PER GAL	GAL				7166
990 U STATES	694747	158179	20836171	4579353	
	694747	158179	20836171	4579353	
PETRO LUB OILS 25C GAL OR OVER	GAL				7167
1 U KINGDOM	656	1858	96423	75840	
44 BELG LUX			79	420	
54 FRANCE	107	489	2195	2237	
55 GERMANY W	17	273	1347	2009	
73 NETHRLNDS	2458	1651	41788	29895	
85 SWEDEN			552	447	
86 SWITZRLND			325	537	
990 U STATES	1243873	538068	20042005	8134928	
	1247111	542339	20184714	8246313	
OILS MINERAL M O P	GAL				7168
1 U KINGDOM	2240	2504	13355	6414	
49 DENMARK	180	387	180	387	
990 U STATES	55264	87579	749380	1078182	
	57684	90470	762915	1084983	
STOVE OIL NO 1 FUEL OIL	GAL				7171
1 U KINGDOM	266818	28171	266818	28171	
785 VENEZUELA	1591941	142433	16625446	1513977	
876 NETH ANT	19519661	1795022	97885891	9199127	

IMPORTS INTO CANADA FOR CONSUMPTION

Commodities and Countries from which Imported	MONTH OF DECEMBER 1960		TWELVE MONTHS ENDED DECEMBER 1960		Class Number
	Quantities	Values (\$)	Quantities	Values (\$)	
990 U STATES	2593064	283343	13694780	1937682	
LIGHT FUEL OILS NOS 2 AND 3	23971484	2248969	128472935	12678957	7172
785 VENEZUELA	3481629	309200	58311961	5182392	
828 TRINIDAD			15733212	1216484	
876 NETH ANT	7614079	635607	124915245	10475902	
990 U STATES	3666114	419232	45393777	4828444	
HEAVY FUEL OILS NOS 4 5 AND 6	14761822	1364039	244354195	21703222	7173
1 U KINGDOM			19480	1558	
44 BELG LUX			34553	2764	
73 NETHRLNDS			1390836	73674	
319 KUWAIT			4494186	138060	
785 VENEZUELA	34119683	1591524	144902543	7201970	
828 TRINIDAD	3702524	208476	22356225	1522094	
874 MEXICO			3723644	149254	
876 NETH ANT			157916879	7422231	
883 PANAMA			59067	4678	
990 U STATES	6675523	384617	135477977	7633185	
DIESEL FUEL	44497730	2184617	470375390	24149468	7174
785 VENEZUELA	2474713	199621	54480321	4477455	
876 NETH ANT	55109	4765	22235881	1971032	
990 U STATES	2203621	202995	17608431	1835555	
PETROL GREASE LUBRICATING NOP	4733443	407381	94324633	8284042	7181
1 U KINGDOM	503	694	75216	13643	
54 FRANCE			2000	353	
55 GERMANY W			1467	1549	
990 U STATES	1315329	159595	16432052	2168895	
PETROL JELLIES TOILET MEDICINE	1315832	160289	16510735	2184440	7182
1 U KINGDOM		50		776	
55 GERMANY W				58	
990 U STATES		74528		816123	
PARAFFINE WAX		74578		816957	7183
1 U KINGDOM			4480	835	
55 GERMANY W			998	425	
85 SWEDEN			896	489	
519 INDIA			700000	28985	
559 JAPAN			162329	8571	
990 U STATES	3169991	202665	40245752	2545415	
CANDLES PARAFFINE WAX	3169991	202665	41114455	2584720	7184
1 U KINGDOM			200	54	
43 AUSTRIA	120	56	1040	286	
49 DENMARK			15638	6925	
64 FRANCE			689	461	
55 GERMANY W	884	282	8794	4926	
76 NORWAY			3458	1602	
H2 SPAIN			550	396	
H5 SWEDEN	486	183	2113	743	
H6 SWITZRLND			2530	1340	
355 ISRAEL	360	53	11383	2451	
516 HONG KONG			1573	445	
559 JAPAN	10320	1945	259571	64330	
990 U STATES	12208	4761	288470	95813	
PRODUCTS OF PETROLEUM N O P	24378	7280	596009	179772	7185
1 U KINGDOM			199	565	
990 U STATES	1650869	301827	32348767	5500981	
LIQUEFIED PETROLEUM GASES	1650869	301827	32348966	5501546	7186
54 FRANCE			575	2395	
990 U STATES	558202	108988	5292844	1065520	
NAPHTHA INCL SOLVENT NAPHTHA	558202	108988	5293419	1067915	7187
1 U KINGDOM			447	1153	
55 GERMANY W			1482	1935	
990 U STATES	449043	98025	11669981	2115443	
ARTIFICIAL ABRASIVE GRAINS	449043	98025	11671910	2118531	7191
1 U KINGDOM				5392	
54 FRANCE				6006	
55 GERMANY W				2276	
86 SWITZRLND				11501	
990 U STATES		138124		2021791	
DIAMONDS BLACK HORT FOR BORERS		138124		2046966	7192
1 U KINGDOM			174445	870201	
44 BELG LUX	11738	56898	2987	23115	
54 FRANCE			20000	114800	
73 NETHRLNDS			702	3690	
86 SWITZRLND			600	1722	
427 UN SO AFR	5700	26848	122498	532223	
716 B GUIANA			160	1380	
752 BRAZIL			204	6445	
774 PERU			1146	5850	
990 U STATES	50993	267032	548259	2780426	
DIATOMACEOUS EARTH	68431	350778	871001	4339852	7193
990 U STATES	43570	90447	579798	1245518	
EMERY IN BULK	43570	90447	579798	1245518	7194
73 NETHRLNDS				7142	

IMPORTS INTO CANADA FOR CONSUMPTION

Commodities and Countries from which Imported	MONTH OF DECEMBER 1960		TWELVE MONTHS ENDED DECEMBER 1960		Class Number
	Quantities	Values (\$)	Quantities	Values (\$)	
990 U STATES		9 518		19 501 5	
GRINDING WHEELS BONDED		9 518		20 215 7	7195
1 U KINGDOM		1 655		7 536 2	
43 AUSTRIA				3 54	
44 BELG LUX				11 610	
49 DENMARK				1 67	
54 FRANCE				3 35	
55 GERMANY W		5 861		6 782 0	
67 ITALY		8 23		10 995	
76 NORWAY				17 681	
78 PORTUGAL				1 001	
85 SWEDEN		7 24		13 150	
86 SWITZRLND				4 00	
990 U STATES		14 065 0		17 494 22	
GRINDING STONES BLOCKS BONDED		14 971 3		19 482 97	7196
1 U KINGDOM		3 84		5 017	
44 BELG LUX				3 29	
49 DENMARK				2 53	
55 GERMANY W		1 92		9 504	
67 ITALY				2 76	
85 SWEDEN				1 702	
559 JAPAN		4 12		2 984	
990 U STATES		11 181		35 637 4	
GRINDSTONES N O P	NO	12 169		37 643 9	7199
1 U KINGDOM			3 52	1 899	
990 U STATES			1 77	14 542	
PUMICE PUMICE STONE LAVA TUFFA			5 29	1 644 1	7200
55 GERMANY W				6 2	
67 ITALY		1 54		8 718	
990 U STATES		7 237		18 656 0	
COATED ABRASIVE PAPER CLOTH		7 391		19 534 0	7202
1 U KINGDOM		8 336		4 368 7	
49 DENMARK		9 02		4 315	
55 GERMANY W		1 440		6 353 8	
67 ITALY				8 20	
76 NORWAY		1 06		5 484 0	
85 SWEDEN		3 19		6 37	
86 SWITZRLND				2 59	
277 POLAND				2 18	
553 CHINA COM				1 70	
990 U STATES		100 195		97 419 8	
MFRS OF ABRASIVES N O P		111 298		114 268 2	7203
1 U KINGDOM				3 133 1	
44 BELG LUX				1 933 0	
55 GERMANY W		1 575		1 820 9	
67 ITALY		1 068		2 913	
73 NETHRLNDS				8 15	
990 U STATES		4 002 3		51 276 8	
BUILDING STONE N O P	CWT	42 666		58 536 6	7210
1 U KINGDOM	1 657	18 618	5 649	4 335 0	
15 GIBRALTAR			3 81	1 651	
67 ITALY			4 32	1 403	
990 U STATES	37 935	48 934	58 308 7	70 616 0	
GRANITE ROUGH		39 592	67 552	58 954 9	7215
49 DENMARK				8 49	
53 FINLAND		4 470		2 671 0	
76 NORWAY				10 684	
85 SWEDEN		2 790 8		14 203 7	
752 BRAZIL				2 44 9	
990 U STATES		7 885		14 866 7	
GRANITE SAWN		40 263		33 139 6	7216
53 FINLAND		4 21		5 878	
55 GERMANY W				7 288	
85 SWEDEN				14 778	
427 UN SO AFR				8 33	
990 U STATES		1 92		6 726 4	
GRANITE MANUFACTURES		6 13		9 604 1	7218
44 BELG LUX				2 461 5	
53 FINLAND		1 934		9 131 6	
54 FRANCE				1 260	
55 GERMANY W		3 68		3 002 0	
67 ITALY		3 349		14 548	
73 NETHRLNDS				3 91	
76 NORWAY				5 04	
78 PORTUGAL				2 250	
85 SWEDEN		1 780		6 207 7	
559 JAPAN		1 01		9 22	
990 U STATES		1 719		7 994 7	
GYP SUM	TON	9 251		30 785 0	7221
1 U KINGDOM	6	224	30	1 090	
874 MEXICO			58 300	16 400 9	
990 U STATES	7	221	1 681	29 450	
LIME	CWT	13	445	6 001 1	7223
1 U KINGDOM			7 650	4 053	

IMPORTS INTO CANADA FOR CONSUMPTION

Commodities and Countries from which Imported	MONTH OF DECEMBER 1960		TWELVE MONTHS ENDED DECEMBER 1960		Class Number
	Quantities	Values (\$)	Quantities	Values (\$)	
990 U STATES	54549	35183	668750	425559	
PLASTER OF PARIS WALL PLASTER	CWT				7224
1 U KINGDOM			7046	6164	
54 FRANCE			150	1553	
55 GERMANY W			55	129	
67 ITALY			142	430	
990 U STATES	12842	21891	242480	389057	
CEMENT PORTLAND	CWT				7225
1 U KINGDOM	29480	44256	187688	266633	
44 BELG LUX	5293	7700	11733	17044	
49 DENMARK	3968	6319	31394	50068	
54 FRANCE	5291	7725	29303	38754	
55 GERMANY W	6814	14973	77512	140622	
990 U STATES	6099	10030	111928	214930	
	56945	91003	449558	728051	
CEMENT MANUFACTURES N O P					7226
1 U KINGDOM				4823	
54 FRANCE		15095		36140	
55 GERMANY W				676	
67 ITALY				3167	
85 SWEDEN				139	
86 SWITZRLND				1743	
990 U STATES		16740		349715	
		31835		396403	
WHITE PORTLAND CEMENT CLINKER	CWT				7227
49 DENMARK			262080	230415	
990 U STATES			93510	101626	
			355590	332041	
MARBLE ROUGH					7231
54 FRANCE				6960	
67 ITALY		180		31547	
78 PORTUGAL				6116	
288 YUGO SLAV		2246		2246	
990 U STATES				15964	
		2426		62833	
MARBLE SAWN					7232
44 BELG LUX		6984		44148	
59 GREECE				383	
67 ITALY		51607		374365	
78 PORTUGAL		1076		5395	
277 POLAND				1820	
355 ISRAEL				377	
990 U STATES		19349		334061	
		79016		760549	
MARBLE FOR TOMBSTONES					7233
990 U STATES		1312		34102	
		1312		34102	
MARBLE MANUFACTURES N O P					7234
1 U KINGDOM				125	
44 BELG LUX		537		5644	
54 FRANCE		165		884	
55 GERMANY W		252		14791	
67 ITALY		9090		138656	
78 PORTUGAL				663	
516 HONG KONG				551	
559 JAPAN		132		2728	
874 MEXICO				2865	
990 U STATES		1858		29267	
		12034		196174	
MARBLE ORNAMENTAL FOR CHURCHES					7235
43 AUSTRIA				8484	
44 BELG LUX				1710	
67 ITALY		26893		189103	
990 U STATES		1031		1031	
		27924		200328	
ROOFING SLATE	SQ				7241
1 U KINGDOM			242	5201	
990 U STATES	3	71	952	24911	
	3	71	1194	30112	
SLATE MANUFACTURES N O P					7243
1 U KINGDOM				1358	
55 GERMANY W				1188	
67 ITALY		698		3859	
78 PORTUGAL		843		8112	
990 U STATES		607		56024	
		2148		70541	
CURLING STONES AND HANDLES	PAIR				7254
1 U KINGDOM			2661	101501	
990 U STATES			8	382	
			2669	101883	
FELDSPAR	CWT				7256
990 U STATES	2217	2347	26760	27545	
	2217	2347	26760	27545	
FLINT AND GROUND FLINT STONE	CWT				7257
49 DENMARK			2204	4668	
54 FRANCE			1003	1540	
990 U STATES	50	128	21425	15195	
	50	128	24632	21403	
FLUORSPAR	CWT				7258
1 U KINGDOM	7053	13410	11596	22408	
427 UN SO AFR			136518	175093	
874 MEXICO	31052	39931	1027192	1241772	
990 U STATES	1910	5384	18497	46874	
	40015	58725	1193803	1486107	

IMPORTS INTO CANADA FOR CONSUMPTION

Commodities and Countries from which Imported	MONTH OF DECEMBER 1960		TWELVE MONTHS ENDED DECEMBER 1960		Class Number
	Quantities	Values (\$)	Quantities	Values (\$)	
MAG OX AND CARB FOR INSULATION	CWT				7261
1 U KINGDOM			603	3915	
990 U STATES	1339	7212	18920	91248	
PHOSPHATE ROCK	CWT				7263
44 BELG LUX	20254	50635	66514	168282	
559 JAPAN			22050	69966	
876 NETH ANT	4005	8938	36510	81975	
990 U STATES	464324	262906	18714890	7999906	
SILICA SAND	CWT				7264
44 BELG LUX			10388	3116	
76 NORWAY			4285	3589	
614 AUSTRALIA	2015	2523	2688	3385	
990 U STATES	971069	179032	14399152	2394595	
SAND AND GRAVEL N O P	TON				7265
990 U STATES	14518	13009	885604	444292	
SILEX DR CRYSTALLIZED QUARTZ	CWT				7266
67 ITALY			60	603	
752 BRAZIL	1	221	30	13357	
990 U STATES	8603	9578	210320	147279	
TALC OR SOAPSTONE	CWT				7268
67 ITALY	6008	13846	31584	71061	
990 U STATES	27929	72070	351474	736368	
WHITING GILDERS PARIS WHITE	CWT				7269
1 U KINGDDM	5352	4124	52586	44940	
54 FRANCE	3600	1141	39907	16346	
990 U STATES	4035	11454	84198	189221	
STONE AND MANUFACTURES N O P					7270
1 U KINGDDM		110		3909	
55 GERMANY W		3571		5096	
67 ITALY		3564		17271	
73 NETHRLNDS				381	
516 HONG KONG		154		2161	
553 CHINA COM		194		2679	
559 JAPAN		325		907	
990 U STATES		1563		115432	
ROOFING GRANULES	CWT				7271
990 U STATES	47746	40678	1285485	1199081	
STONE CRUSHED	TON				7272
990 U STATES	31372	54095	940330	1321675	
QUARTZ PIEZO ELECTRIC	LB				7273
1 U KINGDOM			3	83	
752 BRAZIL			1576	11609	
990 U STATES	143	19356	2141	114516	
MAGNESIA DEAD BURNED SINTERED	CWT				7274
1 U KINGDOM			4199	17323	
288 YUGO SLAV			110619	299446	
990 U STATES	26965	111912	368753	1422808	
MAGNESIA CAUSTIC CALCINEO	CWT				7275
1 U KINGDOM			40	251	
519 INDIA			246	1966	
990 U STATES	5393	22606	56723	199841	
ELECTRIC OR BLAST FURNACE SLAG	CWT				7280
990 U STATES	17766	7875	596973	97656	
BARYTES	CWT				7281
1 U KINGDOM			896	1241	
55 GERMANY W	544	991	6734	9610	
990 U STATES	1400	3847	32785	80328	
CARBONS 3 TO 35 INCHES CIRCUM					7282
1 U KINGDOM		21331		274834	
54 FRANCE		788		16244	
55 GERMANY W				12358	
559 JAPAN				19060	
990 U STATES		26444		576192	
CARBONS OVER 35 INCHES CIRCUM					7283
1 U KINGDOM				376642	
54 FRANCE				86501	
55 GERMANY W				4928	
67 ITALY				415	
559 JAPAN		38292		230508	
990 U STATES		215		139969	
ELECTRIC LIGHT CARBONS N O P	LB				7284
1 U KINGDOM			1845	4058	
54 FRANCE			19104	28062	
55 GERMANY W	310	358	14078	17805	
67 ITALY			8126	10525	
559 JAPAN				234596	
990 U STATES	263144	46055	929838	295046	
CRAYONS					7285
1 U KINGDOM		879		17331	

IMPORTS INTO CANADA FOR CONSUMPTION

Commodities and Countries from which Imported	MONTH OF DECEMBER 1960		TWELVE MONTHS ENDED DECEMBER 1960		Class Number
	Quantities	Values (\$)	Quantities	Values (\$)	
43 AUSTRIA				1198	
54 FRANCE		297		11917	
55 GERMANY W		4720		54891	
67 ITALY				189	
73 NETHRLNDS				1130	
246 CZECHO S				4053	
355 ISRAEL				2083	
559 JAPAN		3582		33842	
990 U STATES		32163		436007	
		41641		562641	
DIAMONDS UNSET	CARAT				7286
1 U KINGDOM	474	94771	3745	950618	
44 BELG LUX	1651	243929	36627	4953296	
55 GERMANY W	13	965	94	6511	
73 NETHRLNDS	28	9537	1578	266164	
86 SWITZRLND			8	19911	
355 ISRAEL	493	59572	10001	1025095	
427 UN SO AFR	125	35952	722	188123	
874 MEXICO			174	13820	
990 U STATES	335	72639	7426	1171846	
	3119	517365	60375	8595384	
FOUNDRY FACINGS OF ALL KINDS					7288
1 U KINGDOM				84	
55 GERMANY W				5359	
990 U STATES		11033		182424	
		11033		187867	
FULLERS EARTH IN BULK ONLY					7289
1 U KINGDOM				629	
55 GERMANY W		120		5184	
990 U STATES		9948		155494	
		10068		161307	
GAS IMPORTED BY PIPE LINE	M C F				7290
990 U STATES	8879	2176	5570949	1633980	
	8879	2176	5570949	1633980	
INSULATORS ELECTRIC N O P					7291
1 U KINGDOM		3622		166370	
55 GERMANY W		300		3132	
86 SWITZRLND				2932	
246 CZECHO S				1602	
990 U STATES		27725		489718	
		31647		663754	
MAGNESIA PIPE COVERING					7292
990 U STATES		69		27488	
		69		27488	
MINERAL WOOL	LB				7295
990 U STATES	191193	19590	3340946	348560	
	191193	19590	3340946	348560	
SALT TABLE	CWT				7296
1 U KINGDOM			929	3079	
990 U STATES	1596	1854	14098	52898	
	1596	1854	15027	55977	
SALT FOR FISHERIES	CWT				7297
1 U KINGDOM			448	688	
82 SPAIN			706251	137494	
813 BAHAMAS			496536	100261	
824 JAMAICA	12000	3170	85932	15561	
954 ST PIERRE			2833	2553	
990 U STATES			10000	4679	
	12000	3170	1302000	261236	
SALT IN BULK N O P	CWT				7298
874 MEXICO			1496744	89571	
990 U STATES	50333	15677	821630	231287	
	50333	15677	2318374	320858	
SALT IN BAGS BARRELS	CWT				7299
1 U KINGDOM	650	688	6739	6346	
990 U STATES	17233	14479	196654	196560	
	17883	15167	203393	202906	
SULPHUR AND BRIMSTONE	CWT				7300
1 U KINGDOM			138	225	
54 FRANCE			300	1773	
990 U STATES	300937	308585	6574869	6627241	
	300937	308585	6575307	6629239	
MINERAL SUBSTANCES N O P					7301
1 U KINGDOM		26426		324077	
43 AUSTRIA				435	
44 BELG LUX		813		6665	
49 DENMARK		71		189	
54 FRANCE		216		6822	
55 GERMANY W		295		9975	
67 ITALY		21704		100668	
73 NETHRLNDS		72		261	
76 NORWAY				3883	
85 SWEDEN				4732	
86 SWITZRLND		1762		4888	
258 GERMANY E				560	
422 RHOD NYAS				247858	
427 UN SO AFR				771592	
516 HONG KONG				991	
519 INDIA				283	
553 CHINA COM				791	
559 JAPAN		1506		6427	
874 MEXICO				3241	
990 U STATES		540727		7601624	
		593592		9095962	
VERMICULITE CRUDE					7302
427 UN SO AFR		16920		62857	

IMPORTS INTO CANADA FOR CONSUMPTION

Commodities and Countries from which Imported	MONTH OF DECEMBER 1960		TWELVE MONTHS ENDED DECEMBER 1960		Class Number
	Quantities	Values (\$)	Quantities	Values (\$)	
990 U STATES		39978		354942	
ASPHALT TILE FOR FLOORING		56898		417799	
990 U STATES	SQ FT				7303
	95485	16350	626790	66405	
ANDALUSITE KYANITE MULLITE ETC		16350	626790	66405	
519 INDIA	CWT		7100	16253	7304
990 U STATES	2209	5348	31052	103965	
	2209	5348	38152	120218	
DRILLING MUD	CWT				7305
990 U STATES	31781	36625	323810	493105	
	31781	36625	323810	493105	

Commodities and Countries from which Imported	MONTH OF DECEMBER 1960		TWELVE MONTHS ENDED DECEMBER 1960		Class Number
	Quantities	Values (\$)	Quantities	Values (\$)	
<u>GROUP 8</u>					
<u>CHEMICALS AND ALLIED PRODUCTS</u>					
ACID BORACIC 25 LBS OR OVER	LB				
990 U STATES	978919	51147	4663227	261826	8001
	978919	51147	4663227	261826	
ACID HYDROFLUOSILICIC	LB				
990 U STATES	10849	664	184595	13226	8002
	10849	664	184595	13226	
ACID MURIATIC	LB				
990 U STATES	162633	2775	1709829	25208	8003
	162633	2775	1709829	25208	
ACETYSALICYLIC ACID	LB				
1 U KINGDOM	61741	37278	692689	386386	8004
54 FRANCE	15000	6867	34500	14093	
990 U STATES	24250	12033	222794	108796	
	100991	56178	949983	509275	
ACID NITRIC	LB				
990 U STATES	18387	1588	252658	20602	8005
	18387	1588	252658	20602	
ACID PHOSPHORIC	LB				
990 U STATES	730	218	76567	7712	8006
	730	218	76567	7712	
ACID SULPHURIC	LB				
1 U KINGDOM			168	56	8008
990 U STATES	1631865	12390	19052684	144688	
	1631865	12390	19052852	144744	
ACID LACTIC	LB				
1 U KINGDOM	5500	1766	379696	109695	8009
54 FRANCE	1120	344	3360	1038	
55 GERMANY W			8126	1921	
73 NETHRLNDS	23150	4800	143231	32513	
990 U STATES	1183	226	42122	9840	
	30953	7136	576535	155007	
ACID NICOTINIC	LB				
1 U KINGDOM			5351	7094	8010
49 DENMARK			17918	21851	
54 FRANCE	661	834	12772	13419	
86 SWITZRLND			1013	1638	
990 U STATES			33694	53804	
	661	834	70748	97806	
SALICYLIC ACID	LB				
1 U KINGDOM			5360	1997	8011
54 FRANCE			1120	325	
990 U STATES	500	195	13050	5346	
	500	195	19530	7668	
ACIO ACETIC AND PYROLIGNEOUS	GAL				
990 U STATES	104	420	993	3163	8012
	104	420	993	3163	
ACID CRESYLIC	LB				
1 U KINGDOM	37219	3004	143492	12933	8015
990 U STATES	40800	3679	507257	66942	
	78019	6683	650749	79875	
XANTHATES FOR ORES	LB				
55 GERMANY W	47435	9086	612134	125511	8016
990 U STATES	150915	35675	4574281	1243587	
	198350	44761	5186415	1369098	
ACID OXALIC	LB				
54 FRANCE			166995	21378	8017
55 GERMANY W	11023	1360	265863	32997	
73 NETHRLNDS	66116	8136	490413	58873	
990 U STATES	2000	421	278929	47643	
	79139	9917	1202200	160891	
ACID TANNIC	LB				
1 U KINGDOM			6514	5990	8020
44 BELG LUX			11900	13576	
54 FRANCE			5511	8380	
86 SWITZRLND			4408	2423	
990 U STATES	950	1291	10630	15621	
	950	1291	38963	45990	
TARTARIC ACID CRYSTAL OR POWD	LB				
1 U KINGDOM	72000	26517	827911	301678	8021
54 FRANCE			11330	3347	
55 GERMANY W	1100	380	62103	19463	
67 ITALY			40678	12717	
990 U STATES			9505	3021	
	73100	26897	951527	340226	
ACIOS N O P	LB				
1 U KINGDOM	104823	26463	847362	240155	8022
49 DENMARK	26126	8265	225361	59374	
54 FRANCE	37969	8165	190996	46188	
55 GERMANY W	457297	72214	3018663	585257	
67 ITALY			52	1046	
73 NETHRLNDS	40097	5355	276034	64413	
85 SWEDEN			5031	7700	
86 SWITZRLND	9479	8613	20122	16830	
279 ROUMANIA			416	100	
559 JAPAN	55	1670	171	5106	
744 ARGENTINA	1100	931	1100	931	
758 COLOMBIA			295625	30057	
874 MEXICO	4	216	43	1847	
990 U STATES	322288	60150	6314400	1472287	
	1006238	192042	11195376	2531291	

IMPORTS INTO CANADA FOR CONSUMPTION

Commodities and Countries from which Imported	MONTH OF DECEMBER 1960		TWELVE MONTHS ENDED DECEMBER 1960		Class Number	
	Quantities	Values (\$)	Quantities	Values (\$)		
ACID ARSENIC						
54 FRANCE	LB			32804	10111	8023
990 U STATES				374661	123336	
				407465	13347	
ASCORBIC ACID						8024
49 DENMARK					11315	
55 GERMANY W					83346	
73 NETHRLNDS					2981	
86 SWITZRLND					22269	
559 JAPAN					5896	
990 U STATES		32098			401509	
		32098			527316	
ACID FORMIC						8025
55 GERMANY W	LB	116643	16299	872372	92761	
73 NETHRLNDS				230193	20842	
990 U STATES				38813	6672	
		116643	16299	1141378	120275	
ACID CHROMIC						8026
1 U KINGDOM	LB	23000	7156	249400	69227	
55 GERMANY W				29763	8284	
990 U STATES		46700	12534	847937	228675	
		69700	19690	1127100	306186	
ACID CARBOLIC OR PHENOL						8027
990 U STATES	LB	247895	40993	4790233	748588	
		247895	40993	4790233	748588	
AMYL ALCOHOL						8032
990 U STATES	GAL			30916	48261	
				30916	48261	
BUTYL ALCOHOL						8034
990 U STATES	LB	166015	22951	1241123	171491	
		166015	22951	1241123	171491	
METHYL ETHYL KETONE ETC						8035
55 GERMANY W	LB			2000	516	
990 U STATES		298293	35735	2404947	291042	
		298293	35735	2406947	291558	
ETHYL AND METHYL ALCOHOL						8036
990 U STATES	GAL	8894	8245	58018	38545	
		8894	8245	58018	38545	
ISOPROPYL ALCOHOL						8038
990 U STATES	GAL	1171	840	15757	10212	
		1171	840	15757	10212	
CELLULOSE ACETATE PHOTO FILM						8046
990 U STATES			104681		1093963	
			104681		1093963	
CAFFEINE AND SALTS						8052
1 U KINGDOM	LB			3472	7103	
49 DENMARK				1100	1797	
54 FRANCE				1144	1048	
55 GERMANY W				81572	129710	
86 SWITZRLND				39600	73048	
990 U STATES				3058	4832	
				129946	217538	
COCAINE						8053
1 U KINGDOM	OZ			1175	13838	
				1175	13838	
CODEINE AND SALTS						8054
1 U KINGDOM	OZ	16557	81930	140779	688864	
55 GERMANY W				5748	26963	
519 INDIA				2400	17255	
		16557	81930	148927	733082	
OPIUM AND DERIVATIVES N O P						8056
1 U KINGDOM	OZ	432	1578	7121	24131	
54 FRANCE				132	1121	
55 GERMANY W				195	1123	
73 NETHRLNDS				1121	5182	
990 U STATES		193	1209	987	6427	
		625	2787	9556	37984	
QUININE SALTS						8059
1 U KINGDOM	OZ	1000	245	8000	2243	
55 GERMANY W		4400	1176	8100	2273	
73 NETHRLNDS				16500	3580	
990 U STATES				30210	8819	
		5400	1421	62810	16915	
PREPARATIONS WEED KILLING						8069
1 U KINGDOM			93158		363564	
49 DENMARK			20908		138411	
55 GERMANY W					29098	
86 SWITZRLND					41114	
990 U STATES			92476		4121530	
			206542		4693717	
NICOTINE AND SALT FOR SPRAYING						8070
1 U KINGDOM	LB			40955	33880	
990 U STATES				624	699	
				41579	34579	
CHLOROPICRIN INSECTICIDES						8071
559 JAPAN					3299	
990 U STATES			3706		76883	
			3706		80182	
SPRAYS IN PKGS NOT OVER 3 LBS						8072
1 U KINGDOM			1983		109243	
73 NETHRLNDS					4477	
559 JAPAN			132		291	
990 U STATES			14676		433817	
			16791		547828	
DISINFECTANTS DIPS SPRAYS NOP						8073
1 U KINGDOM			132017		476466	

IMPORTS INTO CANADA FOR CONSUMPTION

Commodities and Countries from which Imported	MONTH OF DECEMBER 1960		TWELVE MONTHS ENDED DECEMBER 1960		Class Number
	Quantities	Values (\$)	Quantities	Values (\$)	
44 BELG LUX				2785	
49 DENMARK				6127	
54 FRANCE		54		82695	
55 GERMANY W		1481		284163	
73 NETHRLNDS		78		2808	
76 NORWAY				826	
85 SWEDEN				23172	
86 SWITZRLND				77726	
559 JAPAN				6094	
774 PERU		6186		17667	
990 U STATES		398227		9475602	
MEDICINAL PREPARATIONS DRY		538043		10456131	
1 U KINGDOM		73753		1053554	8074
43 AUSTRIA				132	
44 BELG LUX				6259	
49 DENMARK		328		31774	
54 FRANCE		4886		208248	
55 GERMANY W		6825		278648	
64 IRELAND				2347	
67 ITALY		1787		29926	
73 NETHRLNDS		2632		24885	
76 NORWAY				112	
85 SWEDEN		4805		14923	
86 SWITZRLND		84663		1351116	
246 CZECHO S				99	
355 ISRAEL				383	
516 HONG KONG		8472		50645	
559 JAPAN		435		4134	
622 NEW ZEAL				340	
990 U STATES		375189		4750625	
MEDICINAL PREPARATIONS LIQUID		563775		7808150	
1 U KINGDOM		741		46592	8075
49 DENMARK				5445	
54 FRANCE		6242		80580	
55 GERMANY W		659		11023	
64 IRELAND				64	
67 ITALY		254		1392	
73 NETHRLNDS				1789	
86 SWITZRLND		821		21322	
516 HONG KONG		1010		9848	
553 CHINA COM				718	
614 AUSTRALIA				1005	
744 ARGENTINA				2493	
990 U STATES		177026		1761742	
MEDICINAL PREPARATIONS OTHER		186753		1944013	
1 U KINGDOM				1889	8076
54 FRANCE		63		17094	
55 GERMANY W				3078	
86 SWITZRLND				451	
246 CZECHO S				183	
516 HONG KONG		406		3394	
559 JAPAN				953	
990 U STATES		17968		147901	
MENTHOL NATURAL OR SYNTHETIC		18437		174943	
1 U KINGDOM				62229	8078
55 GERMANY W				61357	
73 NETHRLNDS				6607	
82 SPAIN		812		1937	
578 TAIWAN		9189		22991	
614 AUSTRALIA				9780	
752 BRAZIL				46589	
990 U STATES				41026	
PAPAIN		10001		252516	
1 U KINGDOM				1042	8079
449 BEL CONGO				4061	
454 FR EQ AFR				4063	
513 CEYLDN				1100	
990 U STATES		4126		61581	
SPIRITS AND STRONG WATERS NOP		4126		71847	
1 U KINGDOM	GAL	84	250	2437	8081
44 BELG LUX		512	4	2137	
55 GERMANY W			68	1064	
67 ITALY			22	162	
516 HONG KONG		1001	7530	31380	
553 CHINA CDM			75	1130	
559 JAPAN			218	1092	
990 U STATES		258	13506	162672	
EXTRACT OF CASCARA SAGRADA		1343	8051	202074	
990 U STATES			56	32460	8082
PENICILLIN AND PRODUCTS				32460	
1 U KINGDOM		12614		59403	8083
43 AUSTRIA				7879	
49 DENMARK		2045		81240	
73 NETHRLNDS				6099	
86 SWITZRLND		4704		4704	
990 U STATES		68032		1045086	
		87395		1204411	

IMPORTS INTO CANADA FOR CONSUMPTION

Commodities and Countries from which Imported	MONTH OF DECEMBER 1960		TWELVE MONTHS ENDED DECEMBER 1960		Class Number
	Quantities	Values (\$)	Quantities	Values (\$)	
STREPTOMYCIN AND PRODUCTS					8084
1 U KINGDOM		1408		47958	
49 DENMARK		3022		20472	
73 NETHRLNDS				864	
990 U STATES		11657		179987	
		16087		249281	
SULPHA DRUGS					8085
1 U KINGDOM		26150		121511	
49 DENMARK		621		68745	
55 GERMANY W				2102	
67 ITALY		1254		3167	
73 NETHRLNDS		11275		31967	
86 SWITZRLND		419		47703	
990 U STATES		1627		187284	
		41346		462479	
ANTIBIOTICS N O P					8086
1 U KINGDOM		14081		218486	
49 DENMARK		4651		47243	
54 FRANCE				17638	
55 GERMANY W				77136	
67 ITALY		19723		78998	
73 NETHRLNDS				1066	
86 SWITZRLND				833	
246 CZECHO S		6938		6938	
990 U STATES		430931		2930301	
		476324		3378639	
ANILINE DYES 1 LB OR OVER	LB				8091
1 U KINGDOM	52970	58372	999069	1124043	
44 BELG LUX			15812	10926	
54 FRANCE	11082	13552	215708	219310	
55 GERMANY W	50645	69179	821851	1043003	
67 ITALY	12250	7521	122741	73432	
73 NETHRLNDS	1326	1135	69537	57905	
85 SWEDEN			900	382	
86 SWITZRLND	60373	131646	763566	1462330	
427 UN SO AFR			100	187	
559 JAPAN			250	500	
815 BERMUDA			676	341	
990 U STATES	264322	306834	3850210	4631944	
	452968	588239	6860420	8624303	
ANILINE AND COAL TAR DYES NOP	LB				8092
990 U STATES			29	13777	
			29	13777	
ANILINE OIL SALTS ALIZARIN	LB				8094
1 U KINGDOM			52774	20340	
55 GERMANY W	12320	1642	22400	2989	
86 SWITZRLND			385	866	
990 U STATES			12611	2812	
	12320	1642	88370	27007	
COAL TAR BASE OR SALT FOR DYES	LB				8095
1 U KINGDOM	28340	8359	173162	77756	
44 BELG LUX			5557	3204	
54 FRANCE	1764	616	8492	3015	
55 GERMANY W	16546	8521	388878	198295	
67 ITALY			5550	3479	
73 NETHRLNDS	220	115	19631	7629	
86 SWITZRLND			6000	4257	
990 U STATES	54567	37276	563665	444804	
	101437	54887	1170935	742439	
CHEM COMP FOR DYEING TANNING NOP	CWT				8104
1 U KINGDOM	249	4643	6762	157274	
43 AUSTRIA			72	1073	
44 BELG LUX	55	626	561	8425	
49 DENMARK			8	3150	
54 FRANCE			581	9918	
55 GERMANY W	92	1785	10325	177511	
76 NORWAY			330	1471	
86 SWITZRLND	18	1523	1139	32711	
990 U STATES	7418	116538	60083	809625	
	7832	125115	79861	1201158	
BASIC CHROMIC SULPHATE	CWT				8105
1 U KINGDOM			805	10120	
49 DENMARK			220	2041	
55 GERMANY W			898	7942	
990 U STATES	3190	32020	30464	310778	
	3190	32020	32387	330881	
INDIGO INDIGO PASTE OR EXTRACT	CWT				8106
990 U STATES			23	2822	
			23	2822	
LOGWOOD AND FUSTIC EXTRACT	CWT				8109
55 GERMANY W			22	755	
990 U STATES	7	310	382	15616	
	7	310	404	16371	
QUEBRACHO EXTRACT	CWT				8111
1 U KINGDOM			448	5080	
744 ARGENTINA	5906	33646	38308	267111	
769 PARAGUAY	1735	16269	9891	83101	
990 U STATES	1582	18303	11452	122891	
	9223	68218	60099	478183	
TERRA JAPONICA GAMBIE CUTCH	CWT				8113
1 U KINGDOM	28	269	743	7736	
524 MALAYA			135	1279	
529 S E I NES			924	6618	
990 U STATES			37	500	
	28	269	1839	16133	

IMPORTS INTO CANADA FOR CONSUMPTION

Commodities and Countries from which Imported			MONTH OF DECEMBER 1960		TWELVE MONTHS ENDED DECEMBER 1960		Class Number
			Quantities	Values (\$)	Quantities	Values (\$)	
TURMERIC	519 INDIA 867 HAITI 990 U STATES	CWT 34	561	1593 193 24	25548 3044 560	8114	
NON EDIBLE SEEDS BEANS NUTS	1 U KINGDOM 990 U STATES	CWT 34	561	1810	29252	8115	
CHESTNUT EXTRACT	54 FRANCE 67 ITALY 990 U STATES	CWT 24	97	75 1109 1184	1907 5327 7234	8116	
SPRUCE EXTRACT	990 U STATES	CWT 24	97	13594	117134	8117	
MYROBALAN EXTRACT	990 U STATES	CWT 100	392	270	1059	8118	
WATTLE EXTRACT	1 U KINGDOM	CWT 100	392	270	1059	8119	
EXTRACTS M O P DYEING TANNING	1 U KINGDOM 415 KENYA 425 TANGANYKA 427 UN SO AFR 990 U STATES	CWT		683 683	5265 5265	8121	
BINITROTOLUOL FOR EXPLOSIVES	1 U KINGDOM 990 U STATES	CWT		953 993 3958 10064 1451	8119 8061 27054 60304 11466	8121	
NITRATE COMPOUNDS NOP FOR EXPL	1 U KINGDOM 990 U STATES	CWT		3614	22381	8121	
BLASTING AND MINING POWDER	990 U STATES	CWT		148 44 366 44 110 8033	5094 199 11978 194 566 181034	8131	
DYNAMITE AND NITRO GLYCERINE	990 U STATES	LB		507 507	10191 10191	8131	
FIREWORKS FIRECRACKERS	1 U KINGDOM 55 GERMANY W 73 NETHRLNDS 516 HONG KONG 559 JAPAN 990 U STATES	LB		80000 80000	8232 8232	8132	
FUSE NON METALLIC	990 U STATES	LB		10764 1200 11964	1336 196 1532	8132	
GUN RIFLE SPORTING POWDER	1 U KINGDOM 54 FRANCE 990 U STATES	LB		50000 50000	7840 7840	8133	
EXPLOSIVES N O P	1 U KINGDOM 990 U STATES	LB		2700 2700	1103 1103	8134	
NITROGEN SOLUTION	990 U STATES	LB		2700 2700	1103 1103	8135	
NITROGEN FERTILIZER N O P	990 U STATES	LB		519 51	48869 8497 898 107323 5710 19638	8136	
AMMONIUM SULPHATE	1 U KINGDOM 44 BELG LUX 55 GERMANY W 990 U STATES	LB		308 308	6618 6618	8136	
BASIC SLAG	44 BELG LUX	LB		7396 2778 10174	20052 3282 23334	8137	
POTASH MURIATE OF	54 FRANCE 55 GERMANY W 82 SPAIN 287 U S S R 990 U STATES	LB		297915 297915	61685 61685	8138	
POTASH SULPHATE OF	54 FRANCE 55 GERMANY W 990 U STATES	CWT		55198 55198	180285 180285	8149	
		CWT				8150	
		CWT		12024	144420	8151	
		CWT		12024	144420	8151	
		CWT		40	107	8151	
		CWT		4758 93880 7732	13859 119959 18832	8151	
		CWT		5310 5350	8895 9002	123823 276473	8152
		CWT		11200	14700	8152	
		CWT		11200	14700	8155	
		CWT		53440 52000	68148 68803	431545 732122 137113	8155
		CWT		72011 177451	76502 213453	174597 1906550 3381927	8156
		CWT		16000 8740 24740	27565 16008 43573	111178 109210 258488 444951 825886	8156

IMPORTS INTO CANADA FOR CONSUMPTION

Commodities and Countries from which Imported	MONTH OF DECEMBER 1960		TWELVE MONTHS ENDED DECEMBER 1960		Class Number
	Quantities	Values (\$)	Quantities	Values (\$)	
SODA NITRATE OR CUBIC NITRE	CWT				8157
1 U KINGDOM			45	178	
755 CHILE	2000	4711	22000	54283	
990 U STATES	3254	8858	343614	755577	
	5254	13569	365659	810038	
TRIPLE SUPERPHOSPHATE	CWT				8161
990 U STATES	17730	44019	1662838	3925911	
	17730	44019	1662838	3925911	
SUPERPHOSPHATE N O P	CWT				8162
73 NETHRLNDS			46140	32924	
990 U STATES	174036	188609	2347642	2145433	
	174036	188609	2393782	2178357	
PHOSPHATE FERTILIZER N O P	CWT				8163
487 TUNISIA			87499	32356	
990 U STATES	3169	16130	37370	203533	
	3169	16130	124869	235889	
SULPHATE OF POTASH MAGNESIA	CWT				8164
55 GERMANY W	6000	7039	10000	11512	
990 U STATES	7154	4987	101280	68366	
	13154	12026	111280	79878	
FERTILIZER MIXED	CWT				8166
1 U KINGDOM			265	10741	
44 BELG LUX			350	1490	
990 U STATES	271	6336	80591	458512	
	271	6336	81206	470743	
FERTILIZER MATERIALS N O P	CWT				8167
1 U KINGDOM			798	41345	
44 BELG LUX	5	392	10027	42917	
85 SWEDEN			1082	51919	
559 JAPAN			24711	87026	
990 U STATES	10002	29687	154087	487022	
	10007	30079	190705	710229	
LITHARGE	CWT				8171
1 U KINGDOM	107	1514	4941	70921	
990 U STATES	447	7908	7587	115636	
	554	9422	12528	186557	
LEAD RED DRY ORANGE MINERAL	LB				8172
1 U KINGDOM	93975	10354	761745	103022	
990 U STATES			18215	3548	
	93975	10354	779960	106570	
LEAD WHITE	LB				8173
1 U KINGDOM	2240	308	6720	954	
990 U STATES			401680	47222	
	2240	308	408400	48176	
ANTIMONY OXIDE	LB				8179
1 U KINGDOM			253375	56216	
44 BELG LUX			44000	9221	
990 U STATES	425	286	139476	31211	
	425	286	436851	96648	
LAMP BLACK	LB				8180
55 GERMANY W			11237	1425	
990 U STATES	8370	1542	122953	25513	
	8370	1542	134190	26938	
TITANIUM OXIDE	LB				8181
1 U KINGDOM	1358960	283923	19350694	4052615	
44 BELG LUX			340000	62987	
67 ITALY			497998	104091	
246 CZECHO S			212103	35972	
559 JAPAN			44092	6584	
990 U STATES	1866500	184011	33348008	3386029	
	3225460	467934	53792895	7648278	
CARBON BLACK	LB				8182
990 U STATES	1504044	109853	27758363	2068971	
	1504044	109853	27758363	2068971	
BONE BLACK AND IVORY BLACK	LB				8183
990 U STATES	71230	6293	170095	23480	
	71230	6293	170095	23480	
BLANC FIXE AND SATIN WHITE	LB				8184
1 U KINGDOM	7035	2480	230525	22818	
44 BELG LUX			62046	2630	
55 GERMANY W	73000	2451	550623	19569	
73 NETHRLNDS			49500	1795	
990 U STATES	217817	9356	1517483	66680	
	297852	14287	2410177	113492	
BRONZE POWDER	LB				8185
1 U KINGDOM			112	81	
55 GERMANY W	1800	1387	24585	18091	
990 U STATES	700	929	19369	20231	
	2500	2316	44066	38403	
LITHOPONE	LB				8186
1 U KINGDOM	10000	718	790240	55318	
44 BELG LUX			22046	1067	
55 GERMANY W			63246	3161	
73 NETHRLNDS	2205	311	665605	41451	
990 U STATES	61000	5040	245394	20670	
	73205	6069	1786531	121667	
OXIDE OF COBALT	LB				8187
1 U KINGDDM			17227	19384	
990 U STATES			3000	5245	
			20227	24629	
OXIDE OF COPPER	LB				8188
1 U KINGDOM	16280	5685	158298	61808	
990 U STATES	600	252	9560	9038	
	16880	5937	167858	70846	
OXIDES FILLERS COLOURS DRY NOP	LB				8189
1 U KINGDOM	56031	24819	1554403	453531	

IMPORTS INTO CANADA FOR CONSUMPTION

Commodities and Countries from which Imported		MONTH OF DECEMBER 1960		TWELVE MONTHS ENDED DECEMBER 1960		Class Number
		Quantities	Values (\$)	Quantities	Values (\$)	
43	AUSTRIA			1531	1488	
44	BELG LUX	10031	2017	28880	5784	
49	DENMARK			122672	93657	
54	FRANCE			7194	2885	
55	GERMANY W	7639	852	985005	113112	
73	NETHRLNDS			44405	23588	
82	SPAIN	44022	994	352573	8141	
86	SWITZRLND	220	442	3135	6751	
990	U STATES	450515	228570	6715956	3328356	
PARIS GREEN DRY		LB				
990	U STATES			6000	1974	8190
ULTRAMARINE BLUE		LB				
1	U KINGDOM	22670	3928	273514	51863	8192
990	U STATES	8050	2153	138498	34428	
ZINC WHITE OXIDE		LB				
1	U KINGDOM	60000	7064	212455	24487	8193
73	NETHRLNDS			74000	7523	
990	U STATES	32050	4535	1231682	169418	
OXIDE OF TIN		LB				
1	U KINGDOM	2680	2719	32645	30622	8194
990	U STATES			6774	9639	
OCHRES SIENNAS AND UMBERS		LB				
1	U KINGDOM			59602	2342	8201
85	SWEDEN			26400	664	
990	U STATES	117120	4609	1143673	60473	
PUTTY		LB				
1	U KINGDOM	2500	141	12686	2444	8202
44	BELG LUX			3000	121	
990	U STATES	47924	11717	617021	139736	
ARTISTS AND CHILDRENS COLOURS						
1	U KINGDOM		16860		408200	8211
44	BELG LUX				437	
54	FRANCE				2525	
55	GERMANY W		1024		22732	
73	NETHRLNDS		844		14010	
85	SWEDEN				170	
559	JAPAN		439		8402	
990	U STATES		56736		632904	
LIQUID FILLERS AND PAINTS NOP		GAL				
1	U KINGDOM	1457	5259	15158	59418	8213
43	AUSTRIA			382	851	
49	DENMARK			2063	2647	
54	FRANCE			13	94	
55	GERMANY W	143	758	2806	14469	
73	NETHRLNDS			163	628	
76	NORWAY			4291	5969	
85	SWEDEN	21	179	152	922	
86	SWITZRLND	90	176	180	337	
559	JAPAN			86	4511	
990	U STATES	36253	166489	707395	3119675	
SPIRIT VARNISHES AND LACQUERS		GAL				
1	U KINGDOM	42	1243	1487	14371	8214
54	FRANCE	264	860	264	860	
55	GERMANY W	917	5972	7848	50006	
73	NETHRLNDS			45	173	
85	SWEDEN			15	117	
86	SWITZRLND	51	483	186	2070	
990	U STATES	6591	38895	118472	672155	
STAINS AND OXIDES		LB				
1	U KINGDOM	49968	11729	222251	63803	8215
55	GERMANY W			27	2390	
990	U STATES	30416	30193	307292	347467	
VARNISHES LACQUERS JAPANS NOP		GAL				
1	U KINGDOM	458	4270	5441	33767	8216
49	DENMARK			122	384	
54	FRANCE			37	164	
55	GERMANY W	65	130	1264	4897	
73	NETHRLNDS			560	2106	
85	SWEDEN			440	1696	
86	SWITZRLND			163	1285	
990	U STATES	18928	70327	291299	1065566	
ALCOHOLIC PERFUMES UNDER 4 OZ						
1	U KINGDDM		2509		32431	8221
54	FRANCE		26523		295989	
55	GERMANY W		2289		61286	
67	ITALY		2616		12019	
73	NETHRLNDS		4474		17117	
82	SPAIN		223		2014	
85	SWEDEN				189	
86	SWITZRLND				402	
287	U S S R				5969	
516	HONG KONG		60		60	
990	U STATES		14743		213412	
			53437		640888	

IMPORTS INTO CANADA FOR CONSUMPTION

Commodities and Countries from which Imported	MONTH OF DECEMBER 1960		TWELVE MONTHS ENDED DECEMBER 1960		Class Number
	Quantities	Values (\$)	Quantities	Values (\$)	
ALCOHOLIC PERFUMES OVER 4 OZ	GAL				8222
1 U KINGDOM	5	195	122	12518	
54 FRANCE	98	3466	1014	41058	
55 GERMANY W	25	500	697	10493	
67 ITALY			10	333	
516 HONG KONG			38	500	
990 U STATES	62	1027	788	13011	
	190	5188	2669	77913	
PERFUMERY TOILET PREPARATIONS					8224
1 U KINGDOM		8351		154531	
43 AUSTRIA				69	
44 BELG LUX				318	
49 DENMARK				1758	
54 FRANCE		23876		147823	
55 GERMANY W		7114		140380	
67 ITALY		3693		35359	
73 NETHRLNDS				20666	
85 SWEDEN				66	
86 SWITZRLND		285		5340	
262 HUNGARY		163		163	
355 ISRAEL				258	
559 JAPAN				845	
848 CUBA		212		499	
990 U STATES		108653		1496912	
		152347		1986387	
COMMON OR LAUNDRY SOAP	LB				8232
1 U KINGDOM			2316	198	
73 NETHRLNDS			3001	306	
990 U STATES	2550	397	547955	86124	
	2550	397	553272	86628	
LIQUID SOAP	LB				8234
1 U KINGDOM			9246	1576	
73 NETHRLNDS			231	94	
990 U STATES	100363	26115	1801042	394267	
	100363	26115	1810519	395937	
SOAP POWDERS AND FLAKES	LB				8235
1 U KINGDOM	21459	1910	61631	5153	
55 GERMANY W			1463	215	
73 NETHRLNDS			1528	685	
990 U STATES	416252	54804	6581515	955355	
	437711	56714	6646137	961408	
TOILET SOAP					8236
1 U KINGDOM		4313		123436	
43 AUSTRIA				107	
44 BELG LUX				1864	
49 DENMARK				904	
54 FRANCE		425		9240	
55 GERMANY W		1180		19492	
67 ITALY				1158	
73 NETHRLNDS				10271	
82 SPAIN		187		3163	
85 SWEDEN		317		500	
86 SWITZRLND				212	
262 HUNGARY		361		1026	
355 ISRAEL				702	
990 U STATES		11774		326967	
		18557		499042	
SOAP N O P					8238
1 U KINGDOM		1430		16047	
54 FRANCE				1638	
55 GERMANY W		129		1491	
990 U STATES		20674		180836	
		22233		200012	
ALUM IN BULK NOT CALCINED	CWT				8251
1 U KINGDOM	1209	3751	11386	36077	
55 GERMANY W			2199	5821	
258 GERMANY E	300	591	840	1718	
990 U STATES	317	1558	6445	26170	
	1826	5900	20870	69786	
CHLORIDE OF ALUMINUM	CWT				8252
990 U STATES	24	517	24297	348982	
	24	517	24297	348982	
SULPHATE OF IRON COPPERAS	CWT				8253
1 U KINGDOM	448	1079	1904	2806	
55 GERMANY W			4850	2813	
559 JAPAN			4400	2732	
990 U STATES	1985	3486	20684	33555	
	2433	4565	31838	41906	
SULPHATE OF ALUMINA ALUM CAKE	CWT				8254
1 U KINGDOM			93721	154263	
54 FRANCE			992	1680	
55 GERMANY W			2792	4569	
990 U STATES	5046	10096	80472	162821	
	5046	10096	177977	323333	
AMMONIA NITRATE	LB				8261
1 U KINGDOM			1155	135	
990 U STATES	9412	962	59094	4836	
	9412	962	60249	4971	
SAL AMMONIAC	LB				8262
1 U KINGDOM			60330	3891	
55 GERMANY W			121436	5859	
990 U STATES	1200	94	17117	2682	
	1200	94	198883	12432	
SAL AMMONIAC SKIMMINGS	LB				8263
1 U KINGDOM			221824	14975	
44 BELG LUX			118405	11501	

IMPORTS INTO CANADA FOR CONSUMPTION

Commodities and Countries from which Imported	MONTH OF DECEMBER 1960		TWELVE MONTHS ENDED DECEMBER 1960		Class Number
	Quantities	Values (\$)	Quantities	Values (\$)	
55 GERMANY W	4004	283	69943	4845	
990 U STATES	52375	5762	318875	31615	
AMMONIA COMPOUNDS N O P	56379	6045	729047	62936	
1 U KINGDOM	23824	2653	375176	63596	8264
55 GERMANY W	220	579	274116	19457	
73 NETHRLNDS			28703	6817	
990 U STATES	356452	48904	5797114	560257	
AMMONIA ANHYDROUS	380496	52136	6475109	650127	
990 U STATES	415500	15810	6799089	260254	8265
ANTIMONY SALTS TARTAR EMETIC	415500	15810	6799089	260254	
990 U STATES	5182	2260	37251	17846	8271
COPPER SULPHATE	5182	2260	37251	17846	
1 U KINGDOM	45000	4171	1393408	145429	8275
54 FRANCE			4425	1191	
55 GERMANY W	66138	5869	110230	9987	
990 U STATES	38180	4451	727134	126719	
TIN BICHLORIDE TIN CRYSTALS	149318	14491	2235197	283326	
1 U KINGDOM	110	125	5620	3705	8277
990 U STATES			5080	5320	
ZINC CHLORIDE	110	125	10700	9025	
1 U KINGDOM	23520	2312	149624	13988	8278
55 GERMANY W			10975	1157	
990 U STATES	22640	1763	146782	13811	
ZINC SULPHATE	46160	4075	307381	28956	
1 U KINGDOM	120064	3808	889792	31637	8279
44 BELG LUX			642259	24334	
55 GERMANY W			55998	3344	
990 U STATES	25100	2714	183134	15666	
BISMUTH SALTS	145164	6522	1771183	74981	
1 U KINGDOM	2220	5219	8164	19119	8291
990 U STATES			1916	6897	
LEAD ACETATE NOT GROUND	2220	5219	10080	26016	
1 U KINGDOM	31640	4662	79480	11739	8292
55 GERMANY W			4409	606	
990 U STATES			2200	567	
LEAD ARSENATE	31640	4662	86089	12912	
54 FRANCE			8800	1295	8293
990 U STATES			56688	12487	
LEAD NITRATE NOT GROUND			65488	13782	
1 U KINGDOM					8294
990 U STATES	4800	1000	119008	13362	
BROMINE	4800	1000	46300	9843	
990 U STATES	1426	558	165308	23205	
CHLORINE LIQUID CHLORINE GAS	1426	558	70301	25757	8301
990 U STATES			70301	25757	
IODINE CRUDE					8303
55 GERMANY W					
559 JAPAN			220	241	
755 CHILE	4022	4336	14216	11525	
990 U STATES	3575	3718	45078	42235	
IODIZED SALTS FOR ANIMALS	7597	8054	23521	22372	
1 U KINGDOM			83035	76373	
990 U STATES				1903	8305
CALCIUM ARSENATE		118		5197	
44 BELG LUX		118		7100	
990 U STATES					8311
CALCIUM CHLORIDE			66000	3193	
990 U STATES			2000	191	
CHLORIDE OF LIME			68000	3384	
1 U KINGDOM					8315
559 JAPAN					
990 U STATES	43198	71481	463383	700257	
CALCIUM MOLYBDATE	43198	71481	463383	700257	
1 U KINGDOM	3260	13138	25043	100249	8316
559 JAPAN	55	846	1086	17409	
990 U STATES	908	23222	11291	249135	
CALCIUM COMPDS N O P EXC CITRATE	4223	37206	37420	366793	
1 U KINGDOM					8318
44 BELG LUX					
49 DENMARK	122	319			
54 FRANCE	500	657			
55 GERMANY W	6000	965			
67 ITALY			771	1391	
73 NETHRLNDS	5511	1420	223651	33342	
76 NORWAY			60000	1648	
86 SWITZRLND			14426	25400	
559 JAPAN			5000	950	
990 U STATES	847560	79363	43936951	937782	8319
	860894	83751	44786564	1086751	

IMPORTS INTO CANADA FOR CONSUMPTION

Commodities and Countries from which Imported	MONTH OF DECEMBER 1960		TWELVE MONTHS ENDED DECEMBER 1960		Class Number
	Quantities	Values (\$)	Quantities	Values (\$)	
CREAM OF TARTAR IN CRYSTALS	LB				8322
1 U KINGDOM	8000	2060	215280	60049	
67 ITALY	10000	2583	88934	23268	
82 SPAIN			5500	1244	
990 U STATES	236	356	1079	1640	
	18236	4999	310793	86201	
POTASH AND PEARL ASH	LB				8323
54 FRANCE			32700	2363	
55 GERMANY W			28236	2387	
990 U STATES	126100	10770	883262	75128	
	126100	10770	944198	79878	
POTASH BICHROMATE	LB				8326
1 U KINGDOM	10000	1867	85000	14543	
55 GERMANY W			4409	668	
990 U STATES	9300	1661	169410	30254	
	19300	3528	258819	45465	
POTASH CAUSTIC	LB				8327
1 U KINGDOM			210	58	
54 FRANCE	100184	8620	610797	48377	
55 GERMANY W	34556	3112	818500	73431	
85 SWEDEN	1800	358	16200	3200	
990 U STATES	152859	13438	7372803	324624	
	289399	25528	8818510	449690	
POTASH CHLORATE GROUND	LB				8329
86 SWITZRLND			66092	7431	
990 U STATES			13400	2671	
			79492	10102	
POTASH RED OR YELLOW PRUSSIATE	LB				8330
1 U KINGDOM			1120	581	
55 GERMANY W			14559	3900	
990 U STATES	272	218	4921	2642	
	272	218	20600	7123	
POTASH NITRATE OR SALTPETRE	LB				8331
1 U KINGDOM			30000	1634	
55 GERMANY W	33620	1781	1367988	99436	
990 U STATES			84853	6905	
	33620	1781	1482841	107975	
POTASH COMPOUNDS N O P	LB				8332
1 U KINGDOM	30200	5806	483320	104375	
49 DENMARK			330	335	
54 FRANCE			34094	6232	
55 GERMANY W	6609	1169	172083	29786	
67 ITALY			220	213	
73 NETHRLNDS			287361	37443	
990 U STATES	1278709	77977	11511063	959317	
	1315518	84952	12488471	1137701	
CLEANING COMPOUNDS SODIUM BASE	LB				8337
1 U KINGDOM	1120	80	65980	5462	
990 U STATES	1792735	245855	22361991	3232238	
	1793855	245935	22427971	3237700	
SODA BENZOATE	LB				8338
1 U KINGDOM			22400	7262	
73 NETHRLNDS			42648	11861	
990 U STATES			74923	12362	
			139971	31485	
SODA BROMIDE	LB				8339
1 U KINGDOM	1000	309	52039	15706	
990 U STATES	700	242	15314	5281	
	1700	551	67353	20987	
SODA CITRATE	LB				8340
1 U KINGDOM			1102	517	
990 U STATES			524	375	
			1626	892	
BORAX	LB				8342
990 U STATES	1623560	48483	20030918	641630	
	1623560	48483	20030918	641630	
GLAUBER SALTS	LB				8343
1 U KINGDOM			6271	534	
55 GERMANY W			1741223	21409	
990 U STATES	40000	763	554946	16407	
	40000	763	2302440	38350	
SODA ARSENIATE BINARSENIATE	LB				8344
1 U KINGDOM			67200	5378	
990 U STATES	1600	533	61413	34180	
	1600	533	128613	39558	
SODA ASH OR BARILLA	LB				8345
1 U KINGDOM	4895888	58826	36397984	465170	
990 U STATES	4765682	73245	52701044	824739	
	9661570	132071	89099028	1289909	
SODA BICARBONATE	LB				8346
1 U KINGDDM	253000	5272	4949420	100279	
990 U STATES	1355360	34592	11709202	298380	
	1608360	39864	16658622	398659	
SODA BICHROMATE	LB				8347
1 U KINGDOM	45000	5852	1348044	170764	
55 GERMANY W			122092	13224	
559 JAPAN			11265	1193	
990 U STATES	481754	47117	6248076	668591	
	526754	52969	7729477	853772	
SODA BISULPHATE OR NITRE CAKE	LB				8348
990 U STATES	337200	6837	4253360	86386	
	337200	6837	4253360	86386	
SODA BISULPHITE	LB				8349
1 U KINGDOM	176200	8877	942900	46356	
55 GERMANY W	83064	2879	611196	22545	
990 U STATES	43829	2133	669179	35403	
	303093	13889	2223275	104304	

IMPORTS INTO CANADA FOR CONSUMPTION

Commodities and Countries from which Imported	MONTH OF DECEMBER 1960		TWELVE MONTHS ENDED DECEMBER 1960		Class Number
	Quantities	Values (\$)	Quantities	Values (\$)	
SODA CAUSTIC N O P	LB				8350
1 U KINGDOM			87360	3983	
55 GERMANY W			38500	2030	
85 SWEDEN	5400	720	46800	7082	
990 U STATES	570908	30962	4666461	252189	
	576308	31682	4839121	265284	
SODA CAUSTIC IN SOLUTION	LB				8352
990 U STATES	20261896	259954	155766572	2014146	
	20261896	259954	155766572	2014146	
SODA CHLORATE	LB				8353
SODIUM CYANIDE	LB				8354
1 U KINGDOM	753240	99597	6237314	824101	
54 FRANCE			97902	16279	
55 GERMANY W	154048	20623	1255848	168455	
990 U STATES	30400	4767	249859	42759	
	937688	124987	7840923	1051594	
SODIUM GLUTAMATE	LB				8355
44 BELG LUX			13204	10028	
54 FRANCE	65418	48466	225112	170691	
67 ITALY	2425	2141	587191	473397	
73 NETHRLNDS	53307	40699	217307	166322	
553 CHINA COM			11000	9852	
559 JAPAN	600	510	6335	6623	
990 U STATES	3160	3509	260161	283309	
	124910	95325	1320310	1120222	
SODA HYPOSULPHITE	LB				8356
1 U KINGDOM	11200	384	211770	7468	
990 U STATES	1500	132	182881	10646	
	12700	516	394651	18114	
SODA NITRITE	LB				8357
1 U KINGDOM	44800	1831	626174	25060	
54 FRANCE			110000	3700	
55 GERMANY W	88000	2813	754168	27617	
990 U STATES	22000	1843	134623	11788	
	154800	6487	1624965	68165	
SODA PERDXIDE	LB				8358
1 U KINGDOM	20250	2889	390100	54183	
990 U STATES			123687	25719	
	20250	2889	513787	79902	
SODA PHOSPHATE N O P	LB				8359
1 U KINGDOM			12024	7835	
55 GERMANY W	368	262	19803	3413	
614 AUSTRALIA			134400	16647	
990 U STATES	526110	67030	7149113	857247	
	526478	67292	7315340	885142	
SODA PRUSSATE	LB				8360
1 U KINGDOM			45024	6194	
44 BELG LUX			335994	35292	
55 GERMANY W	33069	3260	144465	13978	
990 U STATES	1000	133	98200	14030	
	34069	3393	623683	69494	
SODA SAL	LB				8361
1 U KINGDOM			1027000	21488	
990 U STATES			11700	286	
			1038700	21774	
SODA SILICATE	LB				8362
1 U KINGDOM	236619	7668	1290397	40728	
54 FRANCE			297720	9753	
990 U STATES	905925	42016	8731579	414127	
	1142544	49684	10319696	464608	
SODA SULPHATE CRUDE SALT CAKE	LB				8363
1 U KINGDOM			20838800	224247	
55 GERMANY W			33069	386	
990 U STATES	405340	5245	28540480	247451	
	405340	5245	49412349	472084	
SODA SULPHIDE	LB				8364
1 U KINGDOM			168148	7661	
55 GERMANY W			181545	8103	
990 U STATES	289229	16545	2252082	123349	
	289229	16545	2601775	139113	
SODA SULPHITE	LB				8365
1 U KINGDOM	284800	5360	3033492	70238	
55 GERMANY W	22046	918	66145	2608	
990 U STATES	699780	15166	11430977	239392	
	1006626	21444	14530614	312238	
SODIUM COMPOUNDS N O P	LB				8366
1 U KINGDOM	167737	20012	2740936	453087	
43 AUSTRIA			66138	5743	
44 BELG LUX			320	3200	
49 DENMARK			410771	15593	
54 FRANCE			18951	15390	
55 GERMANY W	32491	13125	1058014	223498	
67 ITALY			6700	3124	
73 NETHRLNDS	111299	13966	399614	51045	
82 SPAIN			220700	6346	
85 SWEDEN	1103	996	173413	46010	
86 SWITZRLND			46057	12726	
559 JAPAN			23223	1546	
990 U STATES	1914360	167200	20772510	2020279	
	2226990	215299	25937347	2857587	
SODA PHOSPHATE TRISODIUM	LB				8368
54 FRANCE	21829	832	400803	13839	
990 U STATES	96600	7684	2160188	144956	
	118429	8516	2560991	158795	

IMPORTS INTO CANADA FOR CONSUMPTION

Commodities and Countries from which Imported	MONTH OF DECEMBER 1960		TWELVE MONTHS ENDED DECEMBER 1960		Class Number
	Quantities	Values (\$)	Quantities	Values (\$)	
SODA FLUORIDE	LB				8369
1 U KINGDOM	43162	4765	544946	60682	
55 GERMANY W			27500	2890	
559 JAPAN			13299	1448	
990 U STATES	375	59	41725	9056	
	43537	4824	627470	74076	
SODA ANTIMONATE	LB				8370
990 U STATES	2000	419	132000	32209	
	2000	419	132000	32209	
ACID PHOSPHATE NOT MEDICINAL	LB				8371
1 U KINGDOM			9998	1246	
990 U STATES	131195	13553	1669350	159579	
	131195	13553	1679348	160825	
HYDROGEN PEROXIDES IN SOLUTION	LB				8373
1 U KINGDOM			17580	3921	
43 AUSTRIA	51714	5962	130822	15073	
55 GERMANY W			67020	8062	
990 U STATES	912	219	186165	62415	
	52626	6181	401587	89471	
MAGNESIUM CARBONATE	LB				8374
1 U KINGDOM	22000	1920	484300	37676	
990 U STATES	1200	147	302810	28746	
	23200	2067	787110	66422	
MAGNESIUM SALTS COMPOUNDS NOP	LB				8375
1 U KINGDOM	5500	1572	264424	59526	
55 GERMANY W	1600	271	65470	1724	
990 U STATES	154052	22209	2273383	254692	
	161152	24052	2603277	315942	
MAGNESIUM SULPHATE EPSOM SALTS	LB				8376
1 U KINGDOM	3640	210	67741	3580	
55 GERMANY W	594004	5717	3465672	32551	
990 U STATES	67288	1498	1333894	27867	
	664932	7425	4867307	63998	
MERCURY SALTS					8377
1 U KINGDOM				6316	
990 U STATES		150		599	
		150		6915	
PHOSPHORUS AND COMPOUNDS N O P	LB				8378
1 U KINGDOM			6500	3364	
990 U STATES	73010	8673	698043	92418	
	73010	8673	704543	95782	
RADIUM AND COMPOUNDS					8379
1 U KINGDOM				142530	
990 U STATES		6860		159595	
		6860		302125	
MOLYBDENUM OXIDE	LB				8380
287 U S S R	440459	404544	440459	404544	
990 U STATES	2921	2399	215603	191425	
	443380	406943	656062	595969	
ETHYL CHLORIDE	LB				8388
990 U STATES	1592929	116735	19853640	1432093	
	1592929	116735	19853640	1432093	
ACETONE					8389
990 U STATES		1021		24387	
		1021		24387	
AMYL ACETATE					8391
1 U KINGDOM				675	
990 U STATES		276		4232	
		276		4907	
BLACKING SHOE LEATHER DRESSING					8392
1 U KINGDOM		8966		116573	
54 FRANCE		192		192	
55 GERMANY W		60		2659	
67 ITALY				100	
73 NETHRLNDS		7198		85798	
86 SWITZRLND				10223	
258 GERMANY E				429	
990 U STATES		88312		948619	
		104728		1164593	
BLUEING LAUNDRY					8393
1 U KINGDOM		2901		38308	
990 U STATES				24588	
		2901		62896	
CAMPHOR NATURAL OR SYNTHETIC	LB				8394
1 U KINGDOM			5600	2444	
55 GERMANY W			85804	38418	
516 HONG KONG			100	51	
559 JAPAN			2600	1148	
990 U STATES	2250	1283	36522	22116	
	2250	1283	130626	64177	
CARBON BISULPHIDE N O P	LB				8395
990 U STATES	191485	9847	2845737	146658	
	191485	9847	2845737	146658	
CARBON TETRACHLORIDE	LB				8396
44 BELG LUX			98547	7171	
54 FRANCE			66314	4719	
55 GERMANY W			87588	7143	
67 ITALY			16500	1145	
990 U STATES			6727	1253	
			275676	21431	
CHLOROFORM	LB				8397
1 U KINGDOM	300	328	2440	1273	
55 GERMANY W			3395	499	
990 U STATES	255170	26037	611597	66878	
	255470	26365	617432	68650	

IMPORTS INTO CANADA FOR CONSUMPTION

169

Commodities and Countries from which Imported	MONTH OF DECEMBER 1960		TWELVE MONTHS ENDED DECEMBER 1960		Class Number
	Quantities	Values (\$)	Quantities	Values (\$)	
CYANIDE OF POTASSIUM	LB				8398
1 U KINGDOM			59320	18197	
55 GERMANY W			29832	9491	
990 U STATES	825	600	46079	17996	
	825	600	135231	45684	
ETHYLENE GLYCOL FOR ANTIFREEZE	LB				8399
990 U STATES	46786	4906	7533774	730968	
	46786	4906	7533774	730968	
ETHYLENE GLYCOL N O P	LB				8400
886 P RICO	3387973	406726	8521602	1018338	
990 U STATES	12560	2912	70506	14207	
	3400533	409638	8592108	1032545	
FORMALDEHYDE	LB				8401
1 U KINGDOM			48384	2054	
990 U STATES	529974	20681	10686619	393554	
	529974	20681	10735003	395608	
GLYCERINE CRUDE	LB				8402
824 JAMAICA			91106	15425	
990 U STATES	519920	96607	6716152	1345477	
	519920	96607	6807258	1360902	
GLYCERINE FOR EXPLOSIVES	LB				8403
990 U STATES	84860	23701	807340	223981	
	84860	23701	807340	223981	
GLYCERINE N O P	LB				8404
990 U STATES	86540	24890	521863	148768	
	86540	24890	521863	148768	
INK PRINTING	LB				8405
1 U KINGDOM	33153	14836	645301	304615	
43 AUSTRIA			11665	4768	
44 BELG LUX			3870	2105	
49 DENMARK			8033	7181	
55 GERMANY W	3412	1926	138039	100700	
73 NETHRLNDS			985	760	
559 JAPAN			16421	9596	
990 U STATES	184592	83920	1863555	1042590	
	221157	100682	2687869	1472315	
INK ROTOGRAVURE	LB				8406
990 U STATES	191455	45782	1598918	438262	
	191455	45782	1598918	438262	
INK WRITING					8407
1 U KINGDOM		351		3575	
44 BELG LUX				112	
55 GERMANY W		1616		12813	
67 ITALY				20374	
516 HONG KONG				155	
559 JAPAN				4919	
990 U STATES		6839		123459	
		8806		165407	
NAPHTHALENE SOLID	LB				
1 U KINGDOM			98448	5259	
44 BELG LUX			2417199	339826	
73 NETHRLNDS	44048	7200	704838	106864	
277 POLAND			60000	7766	
287 U S S R			1129128	152340	
990 U STATES			7228	755	
	44048	7200	4416841	612810	
CHEMICALS FOR SYNTHETIC RESINS	LB				8410
54 FRANCE			90357	19166	
55 GERMANY W			286007	74407	
990 U STATES	126894	69842	4142724	1800951	
	126894	69842	4519088	1894524	
SULPHURIC ETHER	LB				8411
990 U STATES	27989	14119	561115	116968	
	27989	14119	561115	116968	
THEOBROMINE DIMETHYL SULPHATE	LB				8412
POLISH KNIFE OR OTHER N O P					8413
1 U KINGDOM		567		34394	
55 GERMANY W		1130		11691	
73 NETHRLNDS				5686	
76 NORWAY		159		4164	
86 SWITZRLND				3550	
614 AUSTRALIA				89	
990 U STATES		34001		684499	
		35857		744073	
VANILLIN	LB				
1 U KINGDOM			3600	12993	
55 GERMANY W			776	2972	
990 U STATES			104	831	
			4480	16796	
ALL OTHER DRUGS CHEMICALS N O P					8415
1 U KINGDOM		462884		5590318	
43 AUSTRIA				9333	
44 BELG LUX		1687		44398	
49 DENMARK		23949		169402	
54 FRANCE		14870		641923	
55 GERMANY W		143143		1776987	
67 ITALY		25154		416468	
73 NETHRLNDS		23627		407232	
76 NORWAY		894		4503	
82 SPAIN				5865	
85 SWEDEN		9984		146665	
86 SWITZRLND		134153		1222414	
246 CZECHO S				2347	
355 ISRAEL				1075	
427 UN SO AFR				2745	

IMPORTS INTO CANADA FOR CONSUMPTION

Commodities and Countries from which Imported	MONTH OF DECEMBER 1960		TWELVE MONTHS ENDED DECEMBER 1960		Class Number
	Quantities	Values (\$)	Quantities	Values (\$)	
473 MOROCCO				32953	
516 HONG KONG		10152		42386	
519 INDIA				1526	
553 CHINA COM				3273	
559 JAPAN		7898		242337	
564 KOREA				3528	
614 AUSTRALIA				7413	
622 NEW ZEAL				11937	
752 BRAZIL				11516	
774 PERU				20155	
815 BERMUDA				20791	
874 MEXICO		931		30626	
883 PANAMA				48619	
990 U STATES		6101635		67481980	
PHTHALIC ANHYDRIDE	LB	6960961		78400715	8416
1 U KINGDOM	55960	9274	266960	43958	
44 BELG LUX	44092	11991	132292	35760	
49 DENMARK	33102	10427	33102	10427	
54 FRANCE	164200	42543	1530648	310283	
55 GERMANY W	224720	42134	1927588	319494	
67 ITALY			693967	133309	
990 U STATES	264760	49742	3075466	574382	
LIGNOSULPHONATES	LB	786834	7660023	1427613	8417
76 NORWAY			254430	11394	
990 U STATES	1083358	25679	12714516	354822	
MATERIALS NOP FOR PLASTICS		1083358	12968946	366216	8422
1 U KINGDOM		1367		87523	
54 FRANCE		5176		6840	
55 GERMANY W		15336		215493	
76 NORWAY				2393	
86 SWITZRLND				4091	
427 UN SO AFR				3681	
559 JAPAN				36800	
990 U STATES		1262801		17741425	
CASINGS SYNTHETIC FOR MEATS	LB	1284680		18098246	8423
55 GERMANY W	820	2491	15572	27885	
990 U STATES	11550	14296	349731	516255	
TUNGSTEN CARBIDE IN TUBES		12370	365303	544140	8425
990 U STATES		12703		150090	
BUTADIENE		12703		150090	8428
990 U STATES		323883		2919821	
ETHYL BENZENE	GAL	323883		2919821	8429
GASOLINE ANTI OXIDANTS	LB				8430
1 U KINGDOM			16432	20186	
990 U STATES	24310	24337	366226	295627	
SYNTHETIC RESIN GLUE	LB	24310	382658	315813	8431
1 U KINGDOM	3526	3293	21110	12811	
55 GERMANY W	2445	950	25099	10123	
559 JAPAN	301	103	3541	1079	
990 U STATES	210203	83709	2913024	948281	
RIBOFLAVIN		216475	88055	2962774	8432
49 DENMARK				1949	
55 GERMANY W				6175	
86 SWITZRLND		3629		23676	
990 U STATES		45080		302900	
YEAST DEAD OR INACTIVE	LB	48709		334700	8433
990 U STATES	16106	8085	413226	136747	
CATALYSTS PETROLEUM REFINING		16106	413226	136747	8434
1 U KINGDOM				8194	
990 U STATES		41585		1871582	
FATTY ALCOHOLS		41585		1879776	8435
1 U KINGDOM				1687	
55 GERMANY W		720		136139	
73 NETHRLNDS				614	
559 JAPAN				1251	
990 U STATES		91972		1401835	
FLUORESCENT COATING OR POWDER	LB	92692		1541526	8437
1 U KINGDOM			50	453	
990 U STATES	33052	100281	234590	826387	
CELLULOSE ESTERS NO ADMIXTURE		33052	234640	826840	8500
990 U STATES		138894		2074325	
CELLULOSE COMPDS MOULDING ETC		138894		2074325	8530
1 U KINGDOM				20344	
277 POLAND				683	
990 U STATES		96479		1432214	
CELLULOSE PLASTICS FOAMD EXPND		96479		1453241	8550
55 GERMANY W				1669	
990 U STATES		3996		30958	
		3996		32627	

IMPORTS INTO CANADA FOR CONSUMPTION

171

Commodities and Countries from which Imported	MONTH OF DECEMBER 1960		TWELVE MONTHS ENDED DECEMBER 1960		Class Number
	Quantities	Values (\$)	Quantities	Values (\$)	
CELLULOSE COMPOUNDS N O P 990 U STATES		1735		45459	8570
		1735		45459	
CELLULOSE PLASTIC PRIM SHAPES 1 U KINGDOM 49 DENMARK 55 GERMANY W 67 ITALY 86 SWITZRLND 990 U STATES		1983		44578	8600
		432		1471	
		454		30529	
				1708	
				823	
		230121		2666632	
		232990		2745741	
CELLUL PLAST SHAPES REINFORCED 1 U KINGDOM 44 BELG LUX 55 GERMANY W 85 SWEDEN 559 JAPAN 990 U STATES		627		2802	8630
				627	
				5330	
				4001	
				2478	
		23860		376455	
		24487		391693	
LAMINATD MOULDED CELL PLASTICS 1 U KINGDOM 990 U STATES				14303	8650
		8454		149750	
		8454		164053	
CELL NITRATE ENGRAVING SHEETS 1 U KINGDOM 55 GERMANY W 73 NETHRLNDS 86 SWITZRLND 990 U STATES		6503		1234	8670
				14739	
				71692	
				483	
		5334		37022	
		11837		125170	
MFRS OF CELLULOSE PLASTICS NOP 1 U KINGDOM 43 AUSTRIA 49 DENMARK 53 FINLAND 54 FRANCE 55 GERMANY W 67 ITALY 73 NETHRLNDS 82 SPAIN 85 SWEDEN 86 SWITZRLND 516 HONG KONG 559 JAPAN 874 MEXICO 990 U STATES		1263		81368	8700
				189	
		56		649	
				144	
		525		9568	
		215		22246	
		196		10284	
				3666	
				1545	
		476		6020	
				1910	
		696		18612	
		453		13133	
				56	
		119669		1742584	
		123549		1911974	
MFRS OF REGEN CELLULOSE NOP 1 U KINGDOM 43 AUSTRIA 44 BELG LUX 54 FRANCE 55 GERMANY W 67 ITALY 73 NETHRLNDS 82 SPAIN 85 SWEDEN 86 SWITZRLND 516 HONG KONG 559 JAPAN 990 U STATES		16292		189327	8720
				867	
				255	
				4567	
		24840		30568	
				1425	
				8961	
				1639	
				7895	
		1339		30846	
		199		900	
		348		1622	
		81634		2076827	
		124652		2355699	
SYNTHETIC RESINS NO ADMIXTURE 1 U KINGDOM 54 FRANCE 55 GERMANY W 67 ITALY 73 NETHRLNDS 76 NORWAY 86 SWITZRLND 559 JAPAN 990 U STATES		37884		380551	8750
		11200		69624	
		55707		276296	
		262870		852487	
				6810	
		3608		21481	
		1164		6322	
		59466		610447	
		1601971		20158443	
		2033870		22382461	
SYNTHETIC RESINS IN SOLUTIONS 1 U KINGDOM 43 AUSTRIA 55 GERMANY W 86 SWITZRLND 559 JAPAN 990 U STATES		643		7690	8770
				201	
		691		145711	
		67		75649	
				84672	
		529816		6007381	
		531217		6321304	
SYNTH RESIN COMPS MOULONG ETC 1 U KINGDOM 55 GERMANY W 73 NETHRLNDS 86 SWITZRLND 559 JAPAN 990 U STATES		41736		261474	8800
		104		298557	
				7001	
		297		1592	
				5694	
		454409		6744843	
		496546		7319161	
SYNTH RESINS FOAMED EXPANDED 1 U KINGDOM 55 GERMANY W 990 U STATES				74	8830
		19949		127333	
		55126		872981	
		75075		1000388	
SYNTH RESIN COMPOSITIONS NOP 1 U KINGDOM		100		484	8850

IMPORTS INTO CANADA FOR CONSUMPTION

Commodities and Countries from which Imported	MONTH OF DECEMBER 1960		TWELVE MONTHS ENDED DECEMBER 1960		Class Number
	Quantities	Values (\$)	Quantities	Values (\$)	
55 GERMANY W				6801	
990 U STATES		175264		2711637	
SYNT OR PROT PLAST PRIM SHAPES		175364		2718922	
1 U KINGDOM		75552		841681	8870
44 BELG LUX				330	
49 DENMARK				8835	
54 FRANCE		88		2166	
55 GERMANY W		36193		619016	
67 ITALY				1524	
73 NETHRLNDS				14115	
85 SWEDEN				7929	
86 SWITZRLND				2212	
559 JAPAN		6105		60927	
990 U STATES		817462		10262748	
SYNTH RESIN SHAPES RE INFORCED		935400		11821483	
1 U KINGDOM		106		133055	8900
44 BELG LUX				19296	
54 FRANCE				73	
55 GERMANY W				10973	
85 SWEDEN				619	
559 JAPAN				10414	
990 U STATES		229622		3485122	
LAMIN PLASTICS SYN RES BONDED		229728		3659552	
1 U KINGDOM		3659		79772	8930
44 BELG LUX				1279	
55 GERMANY W				349	
990 U STATES		59031		1123520	
MFRS OF SYNT RES OR PROT PLAST		62690		1204920	
1 U KINGDOM		58143		847693	8950
43 AUSTRIA		235		9932	
44 BELG LUX		26636		129183	
49 DENMARK		4437		29432	
54 FRANCE		5995		194052	
55 GERMANY W		20013		481639	
64 IRELAND				2781	
67 ITALY		60561		286978	
73 NETHRLNDS		2139		67476	
76 NORWAY		660		15961	
82 SPAIN		985		4339	
85 SWEDEN		165		9504	
86 SWITZRLND		363		13117	
246 CZECHOS		479		2296	
258 GERMANY E				729	
277 POLAND		62		707	
355 ISRAEL		1056		25919	
516 HONG KONG		72274		678813	
519 INDIA				1760	
559 JAPAN		32072		693192	
614 AUSTRALIA				343	
886 P RICO		106		9646	
990 U STATES		1693181		23805587	
		1979562		27311079	

IMPORTS INTO CANADA FOR CONSUMPTION

173

Commodities and Countries from which Imported	MONTH OF DECEMBER 1960		TWELVE MONTHS ENDED DECEMBER 1960		Class Number
	Quantities	Values (\$)	Quantities	Values (\$)	
GROUP 9					
MISCELLANEOUS COMMODITIES					
BAGATELLE OR OTHER GAME BOARDS					9001
1 U KINGDOM		4 999		8 911 11	
43 AUSTRIA				9 31	
54 FRANCE				4 101	
55 GERMANY W		204		4 392	
64 IRELAND				20 842	
67 ITALY		1 313		4 915	
85 SWEDEN				6 71	
277 POLAND				5 53	
516 HONG KONG		224		61 49	
559 JAPAN		1 572		7 985	
990 U STATES		7 770 7		7 527 78	
		8 601 9		8 924 28	
BALLS CUES CUE RACKS CUE TIPS					9002
1 U KINGDOM		3 630		4 738 1	
44 BELG LUX		220		2 523	
54 FRANCE		1 976		7 119	
55 GERMANY W				63	
67 ITALY		54		7 830	
990 U STATES		4 945		31 459	
		10 825		9 637 5	
BALLS TENNIS	DOZ				9004
1 U KINGDOM	160	273	3 801 2	8 812 5	
85 SWEDEN			100	295	
246 CZECHO S	1 000	1 652	1 842	2 825	
990 U STATES			80	472	
	1 160	1 925	4 003 4	9 171 7	
BALLS ALL KINDS NOP FOR SPORTS					9005
1 U KINGDOM		4 448		6 089 8	
44 BELG LUX				3 356	
49 DENMARK				2 49	
54 FRANCE				6 201	
55 GERMANY W		1 410		9 745	
67 ITALY				4 595	
73 NETHRLNDS		5 628		11 796	
85 SWEDEN				2 560	
262 HUNGARY		212		423	
516 HONG KONG		51		10 71	
519 INDIA		185		1 556	
527 PAKISTAN		1 660		1 389 6	
559 JAPAN		3 348		4 359 6	
614 AUSTRALIA				11 447	
990 U STATES		2 800 5		3 982 1 8	
		4 494 7		5 696 0 7	
FILMS X RAY					9006
1 U KINGDOM		2 325 10		1 539 9 69	
44 BELG LUX		2 961 2		4 666 9 4	
990 U STATES		2 218 5 6		2 053 1 22	
		4 839 7 8		4 059 7 8 5	
GUN COVERS GAME BAGS					9007
1 U KINGDOM				1 759	
54 FRANCE				2 050	
67 ITALY				2 72	
559 JAPAN		116		3 395	
990 U STATES		6 239		40 109	
		6 355		4 758 5	
CRICKET BATS BALLS GLOVES					9008
1 U KINGDOM				1 319 8	
614 AUSTRALIA				906	
				1 410 4	
DOLLS					9009
1 U KINGDOM		709		4 287 7	
43 AUSTRIA				260	
54 FRANCE				2 884	
55 GERMANY W		1 213		20 761	
67 ITALY		5 385		4 318 9	
73 NETHRLNDS		100		569	
82 SPAIN		109		670	
85 SWEDEN				6 469	
86 SWITZRLNO				3 46	
258 GERMANY E				1 597	
262 HUNGARY				692	
277 POLAND		74		8 731	
287 U S S R				395	
516 HONG KONG		2 970		4 782 9	
553 CHINA COM				181	
559 JAPAN		50 619		32 302 5	
864 GUATEMALA				586	
874 MEXICO				726	
886 P RICO				531	
990 U STATES		10 851		18 269 0	
		7 203 0		6 850 0 8	
FILMS PHOTOGRAPHERS					9010
1 U KINGDOM		4 612 3		5 237 7 2	
44 BELG LUX		1 330 6		2 156 1 4	
54 FRANCE				1 997 2	
55 GERMANY W		4 376		8 740 3	
67 ITALY		2 268 9		1 824 6 1	
559 JAPAN				10 32	

IMPORTS INTO CANADA FOR CONSUMPTION

Commodities and Countries from which Imported	MONTH OF DECEMBER 1960		TWELVE MONTHS ENDED DECEMBER 1960		Class Number
	Quantities	Values (\$)	Quantities	Values (\$)	
990 U STATES		348847		4362708	
FILMS CINEMATOGRAPH POSITIVES	FEET	435341		5392962	9011
1 U KINGDOM	490371	39854	4595255	378509	
43 AUSTRIA			67613	5478	
44 BELG LUX	18055	1497	155180	12356	
49 DENMARK			21561	2480	
53 FINLAND			11712	937	
54 FRANCE	677426	54818	7306673	591829	
55 GERMANY W	25723	2239	314800	26959	
59 GREECE	43830	5022	190026	24906	
67 ITALY	71339	5707	930118	77842	
73 NETHRLNDS	400	66	8682	1625	
85 SWEDEN			4842	452	
86 SWITZRLND	3200	645	41397	6308	
245 BULGARIA	9800	784	22450	1796	
246 CZECHO S	5128	416	34705	2783	
262 HUNGARY	1000	80	16514	686	
277 POLAND			37910	2429	
287 U S S R	27484	2198	388453	31170	
427 UN SO AFR	2081	255	2634	362	
516 HONG KONG	45900	3672	46900	3757	
519 INDIA			2257	181	
559 JAPAN	8212	1299	46341	5119	
614 AUSTRALIA	7840	628	59703	11195	
744 ARGENTINA	9561	765	9561	765	
824 JAMAICA			1500	225	
874 MEXICO			9500	1444	
883 PANAMA			6100	488	
990 U STATES	3795915	348523	44614855	3968588	
FILMS FOR AERIAL PHOTOGRAPHY		5243265	468468	58947242	9012
990 U STATES		13873		93357	
FISHING RODS AND PARTS	NO	13873		93357	9013
1 U KINGDOM	24	534	912	19625	
55 GERMANY W			80	1762	
76 NORWAY			102	997	
85 SWEDEN			34	149	
559 JAPAN	1557	2085	62164	94318	
990 U STATES	8537	19632	81462	291986	
GOLF CLUBS AND FINISHED PARTS		10118	22251	144754	9014
1 U KINGDOM		6974		31163	
559 JAPAN		9342		12222	
990 U STATES		18866		598814	
MECHANICAL TOYS OF METAL		35182		642199	9016
1 U KINGDOM		52756		334394	
54 FRANCE				264	
55 GERMANY W		2881		166523	
67 ITALY		1973		2107	
262 HUNGARY				161	
516 HONG KONG		799		17384	
559 JAPAN		19827		1151270	
990 U STATES		102041		1117698	
METAL JUVENILE CONSTR SETS		180277		2789801	9017
1 U KINGDOM		13713		186266	
559 JAPAN				21299	
990 U STATES		718		12597	
TOYS OF ALL KINDS N O P		14431		220162	9018
1 U KINGDOM		102429		1454702	
43 AUSTRIA		116		5117	
44 BELG LUX				6723	
49 DENMARK		605		15009	
54 FRANCE		1066		40069	
55 GERMANY W		20472		448546	
67 ITALY		2903		17399	
73 NETHRLNDS		473		10956	
76 NORWAY		70		548	
82 SPAIN				3178	
85 SWEDEN		1059		25142	
86 SWITZRLND		50		1642	
246 CZECHO S		4521		44739	
258 GERMANY E		657		30794	
262 HUNGARY				8564	
277 POLAND		60		4583	
287 U S S R		982		1238	
516 HONG KONG		27102		407420	
553 CHINA COM				1991	
559 JAPAN		85123		2417076	
614 AUSTRALIA		828		17351	
874 MEXICO		357		4751	
886 P RICD				5587	
990 U STATES		235828		3551602	
SPORTSMENS FISHING TACKLE MOP		484701		8524727	9019
1 U KINGDOM		8122		217006	
49 DENMARK				1359	
54 FRANCE		9625		179070	
55 GERMANY W		6451		71328	
64 IRELAND				317	
67 ITALY		311		4217	
76 NORWAY		2572		59275	

IMPORTS INTO CANADA FOR CONSUMPTION

175

Commodities and Countries from which Imported	MONTH OF DECEMBER 1960		TWELVE MONTHS ENDED DECEMBER 1960		Class Number
	Quantities	Values (\$)	Quantities	Values (\$)	
78 PORTUGAL				719	
82 SPAIN		1 653		9 483	
85 SWEDEN				3 523 5	
86 SWITZRLND				4 402	
246 CZECHO S				7 59	
516 HONG KONG		4 367		2 38 32	
559 JAPAN		4 523 9		6 33 51 3	
614 AUSTRALIA		2 59		6 39 2	
990 U STATES		20 45 74		2 40 09 53	
		28 31 73		3 64 78 60	
FILMS CINEMATOGRAPH NEGATIVE					9020 ✓
44 BELG LUX		21 988		7 65 94	
67 ITALY				2 27 74	
990 U STATES		31 25 8		4 94 34 4	
		53 24 6		5 93 71 2	
BRUSHES ARTISTS					9021 ✓
1 U KINGDOM		1 71 7		5 76 5 7	
54 FRANCE				1 91 5	
55 GERMANY W				4 24 4 7	
73 NETHRLNDS				2 60 1	
559 JAPAN		21 5		8 51 1	
990 U STATES		8 64		4 40 0 9	
		2 79 6		1 57 1 4 0	
BRUSHES PAINT AND VARNISH					9022 ✓
1 U KINGDOM		3 91 4		9 61 9 8	
55 GERMANY W				1 65 3 1	
73 NETHRLNDS				1 10 9	
246 CZECHO S				4 70	
262 HUNGARY		1 47 6		4 74 6	
516 HONG KONG		3 23		2 9 6 9	
553 CHINA COM				1 74 3 2	
559 JAPAN				7 9	
813 BAHAMAS		2 65 9		2 65 9	
990 U STATES		3 40		1 24 3 4	
		8 71 2		1 54 6 2 7	
BRUSHES TOOTH	DOZ				9023 ✓
1 U KINGDOM	1 170	1 73 5	1 4 3 6 4	2 09 3 4	
54 FRANCE			2 81	21 8	
55 GERMANY W	2 38	9 55	9 06	2 51 8	
67 ITALY			1 27 0	1 87 3	
516 HONG KONG			7 13 4 0	1 15 2 9	
990 U STATES	3 95 2	4 53 9	5 03 7 1	4 65 5 2	
	5 36 0	7 22 9	1 3 8 5 3 2	8 3 6 2 4	
BRUSHES TOILET N O P					9024 ✓
1 U KINGDOM		9 06 9		1 2 6 8 8 7	
43 AUSTRIA				7 4 9	
44 BELG LUX				1 00 3	
49 DENMARK				5 4	
54 FRANCE		1 05		2 70 1 3	
55 GERMANY W		3 66 5		7 4 8 1 4	
67 ITALY		7 8		2 9 4	
73 NETHRLNDS		5 2		2 9 3 3	
85 SWEDEN		1 60 3		9 6 2 4	
86 SWITZRLND		1 03		5 3 5 1	
355 ISRAEL				1 30 0	
516 HONG KONG		1 10 5		9 0 8 1	
559 JAPAN		9 6 7		9 9 4 5	
990 U STATES		21 24 4		2 6 7 4 0 5	
		3 8 6 9 1		5 3 6 4 5 3	
BRUSHES ALL OTHER N O P					9025 ✓
1 U KINGDOM		1 0 7 8 6		1 4 6 7 0 8	
43 AUSTRIA				9 0	
44 BELG LUX				1 8 4 6	
49 DENMARK		21 5		2 3 9 4	
54 FRANCE		71 1		7 3 8 8	
55 GERMANY W		2 73 1		5 5 6 0 2	
67 ITALY				2 2 2 6	
73 NETHRLNDS		6 4 7		2 50 1 5	
76 NORWAY				21 8	
85 SWEDEN				2 80	
86 SWITZRLND		5 4		1 70 1	
246 CZECHO S		1 9 4		4 5 8 5	
262 HUNGARY		2 71		2 2 2 5	
516 HONG KONG		2 3 8		3 7 6 4	
559 JAPAN		6 2 4		2 0 8 1 6	
886 P RICO		2 2 2		5 5 3	
990 U STATES		6 9 8 2 5		7 7 5 8 2 8	
		8 6 5 1 8		1 0 5 1 2 3 9	
PACKAGES CONTAINING GOODS					9030
1 U KINGDOM		2 52 4 50		3 94 1 7 2 4	
19 MALTA		1 9		1 9	
43 AUSTRIA		1 51 0		2 74 1 3	
44 BELG LUX		1 21 5 6		1 9 5 3 7 1	
49 DENMARK		1 7 70 4		1 3 6 9 2 4	
53 FINLAND		4 5 80		3 81 7 1	
54 FRANCE		3 5 8 5 7		4 0 6 8 0 9	
55 GERMANY W		80 7 2 2		1 1 8 5 4 5 6	
59 GREECE		5 5 7		4 6 3 4	
63 ICELAND				2 8	
64 IRELAND		6 20		1 6 3 1 8	
67 ITALY		4 20 81		4 3 5 9 2 6	
73 NETHRLNDS		3 2 3 9 4		4 7 5 7 7 9	
76 NORWAY		4 8 6		1 90 6 5	
78 PORTUGAL		3 7 7 8		3 3 2 6 9	
82 SPAIN		6 0 9 6		7 3 1 7 4	
85 SWEDEN		2 4 9 6 9		1 7 7 4 9 7	

IMPORTS INTO CANADA FOR CONSUMPTION

Commodities and Countries from which Imported	MONTH OF DECEMBER 1960		TWELVE MONTHS ENDED DECEMBER 1960		Class Number
	Quantities	Values (\$)	Quantities	Values (\$)	
86 SWITZRLND		10 341		15 074 7	
242 ALBANIA				242	
246 CZECHOS		24 721		24 761 4	
258 GERMANY E		2 227		20 398	
262 HUNGARY		2 751		16 287	
277 POLAND		4 766		6 609 2	
279 ROUMANIA				28	
287 U S S R		4 302		14 217	
288 YUGO SLAV		2 709		23 523	
316 CYPRUS		283		11 326	
347 IRAN				110	
355 ISRAEL		12 73		9 054	
358 JORDAN				11	
363 LEBANON		57		78	
377 SUDAN				337	
385 UAR EGYPT				68	
415 KENYA		4		129	
422 RHOD NYAS		70		147	
427 UM SO AFR		3 261		4 126 1	
429 B AFR NES		30		237	
443 ALGERIA		13 83		4 901	
449 BEL CONGO				5234	
454 FR EQ AFR				3420	
473 MOROCCO				59	
513 CEYLON		296		11 909	
516 HONG KONG		49 142		42 955 9	
519 INDIA		3 453		5 482 6	
524 MALAYA		99		15 999	
527 PAKISTAN		100		22 36	
553 CHINA COM		16 891 5		24 082 8	
556 INDONESIA				242	
559 JAPAN		35 621 7		24 841 17	
567 PHIL		268		3172	
578 TAIWAN		984		24 128	
583 THAILAND		1		88	
614 AUSTRALIA		25 355		11 346 7	
617 FIJI		55		547	
622 NEW ZEAL		8		9079	
668 U S OCEA				16	
716 B GUIANA		1328		17 520	
744 ARGENTINA		6 300		30 187	
752 BRAZIL		849		13 196	
755 CHILE		4		9	
758 COLOMBIA		111		3 297	
763 ECUADOR				132	
774 PERU		33		33	
782 URUGUAY				6 250	
813 BAHAMAS		20		210	
815 BERMUDA				272	
817 B HOND				64	
822 BARBADOS		1 799		2 325 6	
824 JAMAICA		5 737		26 451	
826 LEEW WIND		4		15	
828 TRINIDAD		3 280		29 454	
845 C RICA				476	
848 CUBA		315		15 668	
855 DOM REP				167	
864 GUATEMALA				325	
867 HAITI		10		379	
874 MEXICO		526		55 23	
876 NETH ANT				29	
879 NICARAGUA				189	
883 PANAMA				160	
886 P RICO		1 589		2 581 9	
887 VIRGIN IS				1077	
990 U STATES		27 391 0		38 868 9 5	
ORTHOPEDIC APPLIANCES ETC		14 748 65		15 260 363	
1 U KINGDOM		2094		18 488	9050
55 GERMANY W		109		517	
990 U STATES		23 513		23 217 4	
ARTIFICIAL LIMBS AND PARTS		25 716		25 117 9	
1 U KINGDOM		950		17 591	9053
55 GERMANY W		588		910	
990 U STATES		13 945		13 786 7	
BEAD ORNAMENTS AND FANS		15 483		15 636 8	
1 U KINGDOM				986	9055
49 DENMARK				306	
54 FRANCE		112		2057	
55 GERMANY W				3611	
67 ITALY		191		637	
516 HONG KONG		335		4198	
559 JAPAN		12 42		7864	
990 U STATES		309		2 582 7	
BELTS N O P		2 189		4 548 6	
1 U KINGDOM		882		13 428	9056
43 AUSTRIA				57	
44 BELG LUX				51	
54 FRANCE		1122		23 706	
55 GERMANY W		1236		3449	
67 ITALY		1185		4149	
82 SPAIN				737	
86 SWITZRLND				97	

IMPORTS INTO CANADA FOR CONSUMPTION

Commodities and Countries from which Imported	MONTH OF DECEMBER 1960		TWELVE MONTHS ENDED DECEMBER 1960		Class Number
	Quantities	Values (\$)	Quantities	Values (\$)	
516 HONG KONG		880		39137	
559 JAPAN				2661	
824 JAMAICA				544	
874 MEXICO				448	
990 U STATES		10234		194399	
WINDOW SHADES AND BLINDS		15539		282863	9057
49 DENMARK		531		1916	
55 GERMANY W				2687	
559 JAPAN		4923		118259	
990 U STATES		2017		58108	
BOOT SHOE SHIRT STAY LACES		7471		180970	9058
1 U KINGDOM				3608	
54 FRANCE		104		422	
246 CZECHO S		858		858	
355 ISRAEL				3216	
559 JAPAN		6970		31664	
990 U STATES		3090		36791	
BOOTS SHOES AND SLIPPERS FELT		11022		76559	9059
PAIR					
1 U KINGDOM				37979	29986
44 BELG LUX				10537	5602
53 FINLAND				379	869
54 FRANCE				10790	4896
67 ITALY				146	390
73 NETHRLNOS				15372	12649
990 U STATES	1320	924		7836	5896
BOOTS SHOES AND SLIPPERS N O P		924		83039	9060
PAIR					
1 U KINGDOM	15324	19708		243602	259479
43 AUSTRIA				300	299
44 BELG LUX				4442	3779
53 FINLAND				107	299
54 FRANCE	2696	1842		23963	22062
55 GERMANY W	568	747		14161	16102
67 ITALY	593	1050		50109	92885
73 NETHRLNOS	5991	8827		127638	129344
76 NORWAY				922	846
82 SPAIN				1056	511
85 SWEOEN				363	796
86 SWITZRLND	163	861		1260	1810
246 CZECHO S				9960	5977
516 HONG KONG	37579	9661		272346	85056
519 INOIA				9047	4112
553 CHINA COM	500	138		4498	1126
559 JAPAN	185364	75638		4012243	2012642
567 PHIL				200	198
614 AUSTRALIA				398	1258
774 PERU				5446	10263
867 HAITI				3936	7313
874 MEXICO				377	500
990 U STATES	31836	29079		598723	423688
BROOMS AND WHISKS		280614		5385097	3080345
1 U KINGDOM					625
55 GERMANY W					1195
67 ITALY		10663			77414
73 NETHRLNOS					384
86 SWITZRLNO					270
262 HUNGARY		5246			36867
277 POLAND					33802
559 JAPAN					759
874 MEXICO					23723
990 U STATES		795			29854
BUTTONS SHOE N O P		16704		204893	9063
990 U STATES		2231		16901	
BUTTONS COLLAR AND CUFF		2231		16901	9065
GROSS					
1 U KINGDOM	37	286		382	4878
43 AUSTRIA	6	328		30	2231
44 BELG LUX				1	974
49 DENMARK	11	276		30	3379
54 FRANCE	5	330		48	2826
55 GERMANY W	45	2150		945	44468
516 HONG KONG				2	115
559 JAPAN	25	298		3436	4065
583 THAILAND	3	138		4	230
874 MEXICO				1	60
990 U STATES	930	22075		14412	246507
BUTTONS N O P		1062		19291	309733
GROSS		25881			
1 U KINGDOM	409	1988		14393	41758
43 AUSTRIA	3	60		27	1058
49 DENMARK	83	785		1043	9062
54 FRANCE	560	503		11345	16306
55 GERMANY W	1435	2715		27182	40731
67 ITALY	11443	6510		79576	49312
73 NETHRLNOS	1256	3837		9743	33470
82 SPAIN	900	255		5033	3022
86 SWITZRLND	3	57		435	2292
246 CZECHO S				6613	5966
516 HONG KONG	185	114		185	114
559 JAPAN	44423	18126		1476100	365603
824 JAMAICA	310	795		6670	17636

IMPORTS INTO CANADA FOR CONSUMPTION

Commodities and Countries from which Imported	MONTH OF DECEMBER 1960		TWELVE MONTHS ENDED DECEMBER 1960		Class Number
	Quantities	Values (\$)	Quantities	Values (\$)	
990 U STATES	73153	51259	1075178	780687	
CASES BOXES DESKS FANCY	134163	87004	2713523	1367017	9067
1 U KINGDOM		10369		146622	
43 AUSTRIA				4061	
44 BELG LUX				1256	
49 DENMARK				1565	
53 FINLAND				551	
54 FRANCE		487		9684	
55 GERMANY W		10062		106492	
67 ITALY		2200		34138	
73 NETHRLNDS		99		14693	
82 SPAIN		3417		8500	
85 SWE OEN				17440	
86 SWITZRLNO				12879	
246 CZECHO S				253	
258 GERMANY E				389	
287 U S S R				108	
355 ISRAEL				201	
516 HONG KONG		208		5325	
519 INDIA				616	
553 CHINA COM		158		1252	
559 JAPAN		11892		338686	
614 AUSTRALIA				932	
848 CUBA				63	
874 MEXICO				3152	
886 P RICO				4902	
990 U STATES		80753		1013746	
		119645		1727506	
COMBS TOILET DRESSING FANCY					9069
1 U KINGDOM		1299		17524	
43 AUSTRIA		547		13477	
44 BELG LUX				2622	
54 FRANCE		289		2853	
55 GERMANY W		241		23649	
67 ITALY		558		1374	
85 SWE OEN				2316	
86 SWITZRLND				271	
516 HONG KONG				1795	
559 JAPAN				5042	
990 U STATES		4892		92727	
		7826		163650	
APPLIANCES FOR THE DEAF PARTS					9070
1 U KINGDOM		6519		104459	
43 AUSTRIA				3493	
49 DENMARK		898		17303	
54 FRANCE				948	
55 GERMANY W		466		22011	
73 NETHRLNDS				107	
86 SWITZRLND		100		463	
559 JAPAN		155		6570	
990 U STATES		209038		2650257	
		217176		2805611	
INSOLES OF ALL KINDS					9072
1 U KINGDOM		1441		11890	
55 GERMANY W		570		7048	
73 NETHRLNDS				1517	
76 NORWAY				132	
559 JAPAN				1846	
990 U STATES		902		63776	
		2913		86209	
JEWELLERY N O P					9073
1 U KINGDOM		15532		186929	
43 AUSTRIA		10812		336019	
44 BELG LUX		249		5807	
49 DENMARK		1018		14363	
54 FRANCE		7825		138553	
55 GERMANY W		62800		1043927	
59 GREECE				120	
67 ITALY		17102		196205	
73 NETHRLNDS				1855	
76 NORWAY		201		3005	
82 SPAIN		831		21911	
85 SWEDEN				288	
86 SWITZRLND		1273		31434	
246 CZECHO S		3382		154056	
262 HUNGARY				250	
288 YUGO SLAV				530	
355 ISRAEL				1087	
358 JORDAN				129	
363 LEBANON				383	
385 UAR EGYPT		868		974	
427 UM SO AFR				100	
516 HONG KONG		2787		46804	
519 INDIA		233		4044	
553 CHINA COM				10306	
559 JAPAN		118653		662757	
583 THAILAND		2258		20605	
614 AUSTRALIA		157		1248	
752 BRAZIL		179		3555	
758 COLOMBIA				471	
774 PERU				251	
785 VENEZUELA				920	
824 JAMAICA				58	
874 MEXICO		1275		14380	
990 U STATES		166104		2346218	
		413539		5249542	

IMPORTS INTO CANADA FOR CONSUMPTION

Commodities and Countries from which Imported	MONTH OF DECEMBER 1960		TWELVE MONTHS ENDED DECEMBER 1960		Class Number
	Quantities	Values (\$)	Quantities	Values (\$)	
MATTRESSES					9075
1 U KINGDOM		838		381997	
49 DENMARK		368		368	
54 FRANCE		76		1018	
55 GERMANY W				37263	
73 NETHRLNDS		82		432	
85 SWEDEN				843	
246 CZECHO S				9855	
277 POLAND				5255	
559 JAPAN		1618		139668	
990 U STATES		1407		115325	
		4389		692024	
PICTURE AND PHOTOGRAPH FRAMES					9076
1 U KINGDOM		1642		25956	
43 AUSTRIA		81		1595	
44 BELG LUX		1071		3645	
49 DENMARK		288		16870	
54 FRANCE		403		3193	
55 GERMANY W		1253		16011	
67 ITALY		2037		28605	
73 NETHRLNDS		418		5148	
82 SPAIN				2379	
516 HONG KONG		261		4445	
553 CHINA CDM				83	
559 JAPAN		1086		36426	
874 MEXICO				160	
990 U STATES		49557		617984	
		58097		762500	
POCKET BOOKS PORTFOLIOS PURSES					9077
1 U KINGDOM		49287		1009742	
43 AUSTRIA		812		25220	
44 BELG LUX		4208		52277	
49 DENMARK		114		1313	
54 FRANCE		18627		278263	
55 GERMANY W		31959		536852	
59 GREECE				157	
64 IRELAND				4834	
67 ITALY		14656		262063	
73 NETHRLNDS		2290		180202	
76 NORWAY		218		1465	
78 PORTUGAL				209	
82 SPAIN		2883		68472	
85 SWEDEN				21488	
86 SWITZRLND		465		8865	
246 CZECHO S		3416		20993	
258 GERMANY E				3526	
262 HUNGARY				10331	
277 POLAND				218	
287 U S S R				476	
288 YUGO SLAV		78		2104	
355 ISRAEL				244	
473 MOROCCO				4202	
516 HONG KONG		7152		60255	
519 INDIA				678	
553 CHINA COM				259	
559 JAPAN		54216		1141029	
614 AUSTRALIA		268		1893	
622 NEW ZEAL				283	
744 ARGENTINA		306		1265	
813 BAHAMAS				475	
824 JAMAICA				17641	
848 CUBA		600		1814	
874 MEXICO		15222		94590	
886 P RICO		6314		10842	
990 U STATES		374492		5361054	
		587583		9185594	
REFRIGERATORS ELECTRIC N O P					9078
1 U KINGDOM	NO	81	5566	2954	193909
49 DENMARK				136	6943
55 GERMANY W				27	1550
67 ITALY				1	1065
990 U STATES		2883	596517	56468	10968798
		2964	602083	59586	11172265
REFRIGERATORS N O P					9079
1 U KINGDOM	NO			15	2854
44 BELG LUX				41	10852
55 GERMANY W				24	3439
85 SWEDEN				207	16916
990 U STATES		14	2309	3294	231795
		14	2309	3581	265856
REGALIA AND BADGES					9080
1 U KINGDOM			4647		68412
43 AUSTRIA			254		254
54 FRANCE			2196		27567
55 GERMANY W			1998		7829
67 ITALY			1444		13615
86 SWITZRLND			170		1340
516 HONG KONG			57		914
519 INDIA			587		10177
527 PAKISTAN			646		3783
559 JAPAN			499		5747
990 U STATES			7657		67735
			20155		207373
SHADES LAMP NOP SHADE HOLDERS					9081
1 U KINGDOM					279
49 DENMARK			65		3814

IMPORTS INTO CANADA FOR CONSUMPTION

Commodities and Countries from which Imported	MONTH OF DECEMBER 1960		TWELVE MONTHS ENDED DECEMBER 1960		Class Number
	Quantities	Values (\$)	Quantities	Values (\$)	
54 FRANCE				1237	
55 GERMANY W				502	
67 ITALY				1408	
73 NETHRLNDS				700	
85 SWEDEN				410	
516 HONG KONG		89		4687	
559 JAPAN				1099	
990 U STATES		15364		213050	
SPECTACLE FRAMES AND PARTS NOP		15518		227186	9082
1 U KINGDOM		1990		21482	
43 AUSTRIA		457		21042	
54 FRANCE		4445		78348	
55 GERMANY W		23469		219444	
67 ITALY		682		24417	
73 NETHRLNDS		108		1057	
86 SWITZRLND				4156	
519 INDIA				248	
559 JAPAN		6265		47645	
874 MEXICO				56	
990 U STATES		163929		2886107	
PARTS FOR SPECTACLE FRAMES		201345		3304002	9083
990 U STATES		32641		721341	
TOBACCO PIPES SMOKERS SETS		32641		721341	9084
1 U KINGDOM		5716		155532	
19 MALTA				888	
43 AUSTRIA				6344	
44 BELG LUX		126		5810	
49 DENMARK				55	
54 FRANCE		4673		78074	
55 GERMANY W		190		7351	
64 IRELAND		2692		8985	
67 ITALY		7650		135654	
73 NETHRLNDS				137	
85 SWEDEN		115		689	
86 SWITZRLND				404	
246 CZECHO S				818	
516 HONG KONG				348	
559 JAPAN		546		2259	
990 U STATES		2711		65574	
TOBACCO POUCHES CIGARETTE CASE		24419		468922	9085
1 U KINGDOM		2925		37969	
43 AUSTRIA				288	
49 DENMARK				81	
54 FRANCE				436	
55 GERMANY W		171		3929	
67 ITALY				634	
73 NETHRLNDS				361	
82 SPAIN				1561	
246 CZECHO S				1899	
559 JAPAN		116		9069	
990 U STATES		943		6424	
TOILET AND MANICURE SETS		4155		62651	9086
1 U KINGDOM		487		23923	
43 AUSTRIA		905		48687	
54 FRANCE				685	
55 GERMANY W		2466		99989	
67 ITALY				2925	
86 SWITZRLND				567	
559 JAPAN				1664	
990 U STATES		927		15772	
TRUNKS AND VALISES		4785		194212	9087
1 U KINGDOM		9072		289716	
43 AUSTRIA				559	
44 BELG LUX				1104	
54 FRANCE				2821	
55 GERMANY W		3318		51241	
67 ITALY				2300	
73 NETHRLNDS		516		8716	
76 NORWAY				135	
85 SWEDEN		330		5829	
86 SWITZRLND				1160	
246 CZECHO S		1356		33553	
516 HONG KONG		443		4986	
559 JAPAN		4051		131700	
614 AUSTRALIA				1136	
874 MEXICO		143		427	
990 U STATES		67639		1377732	
UMBRELLAS PARASOLS SUNSHADES		86868		1913115	9088
1 U KINGDOM		203		10091	
43 AUSTRIA				744	
54 FRANCE				1506	
55 GERMANY W		534		8563	
67 ITALY		1005		6994	
73 NETHRLNDS				3643	
516 HONG KONG		389		12001	
559 JAPAN		4167		145893	
990 U STATES		8380		95523	
		14678		284958	

IMPORTS INTO CANADA FOR CONSUMPTION

181

Commodities and Countries from which Imported	MONTH OF DECEMBER 1960		TWELVE MONTHS ENDED DECEMBER 1960		Class Number
	Quantities	Values (\$)	Quantities	Values (\$)	
WINDOW SHADE OR BLIND ROLLERS 85 SWEDEN 990 U STATES		1191 4051		14914 34374	9090
		5242		49288	
REFRIGERATOR PARTS 1 U KINGDOM 44 BELG LUX 49 DENMARK 55 GERMANY W 990 U STATES		93835 2451 672891 769177		2445836 175 8745 360 10528885 12984001	9091
HOME OR FARM FREEZERS ELECTRIC 990 U STATES	NO	916 916	26611 26611	4474243 4474243	9092
MINERAL MEDICINAL AERATED WATER 1 U KINGDOM 54 FRANCE 55 GERMANY W 67 ITALY 85 SWEDEN 288 YUGO SLAV 990 U STATES		7069 7069		4813 398402 1967 4161 141 582 210307 620373	9103
ACCORDIONS CONCERTINAS MELODEONS 1 U KINGDOM 43 AUSTRIA 54 FRANCE 55 GERMANY W 67 ITALY 73 NETHRLNDS 76 NORWAY 85 SWEDEN 86 SWITZRLND 246 CZECHO S 258 GERMANY E 516 HONG KONG 559 JAPAN 990 U STATES	NO	936 1489 1 102 10 30 94	20508 59747 75 1657 210 571 2044	11 6 1 8763 12230 2 2 37 560 19 1057 2 6 1480 901369	9110
BRASS BAND INSTRUMENTS 1 U KINGDOM 54 FRANCE 55 GERMANY W 67 ITALY 73 NETHRLNDS 246 CZECHO S 258 GERMANY E 382 TURKEY 527 PAKISTAN 559 JAPAN 874 MEXICO 990 U STATES		2662 84812	24176	901369	9111
CABINET ORGANS 990 U STATES	NO			3 584	9114
PIPE ORGANS 55 GERMANY W 73 NETHRLNDS 990 U STATES	NO	1 7520	1 5 1	71262 27100 2330	9115
ORGAN PARTS N O P 1 U KINGDOM 55 GERMANY W 67 ITALY 73 NETHRLNDS 258 GERMANY E 990 U STATES		1 18679 6071 181 23126 48057		100692 81599 36779 1979 6211 1034 196135 323737	9116
PIANOS 1 U KINGDOM 49 DENMARK 55 GERMANY W 73 NETHRLNDS 246 CZECHO S 262 HUNGARY 277 POLAND 553 CHINA COM 559 JAPAN 990 U STATES	NO	18 1 156 216	6043 1718 51066 67089	195 2 25 72 6 2 2 183 1361 1850	9117
PIANO PARTS N O P 1 U KINGDOM 55 GERMANY W 990 U STATES		12541 15788 28329		147817 8728 182328 338873	9118
PHONOGRAPHS GRAMOPHONES N O P 1 U KINGDOM 49 DENMARK 54 FRANCE 55 GERMANY W 67 ITALY 73 NETHRLNDS 86 SWITZRLND 516 HONG KONG 559 JAPAN		10383 1055 26054 2052 1583 559 11604		203055 341 6816 170864 2052 65601 35337 1066 105348	9120

IMPORTS INTO CANADA FOR CONSUMPTION

Commodities and Countries from which Imported	MONTH OF DECEMBER 1960		TWELVE MONTHS ENDED DECEMBER 1960		Class Number
	Quantities	Values (\$)	Quantities	Values (\$)	
990 U STATES		87788		983322	
		141078		1573802	
PHONOGRAPH RECORDS	N0				9121
1 U KINGDOM	13449	19746	189393	217951	
43 AUSTRIA			400	168	
44 BELG LUX			302	312	
49 DENMARK	80	77	1280	1734	
53 FINLAND			5563	4320	
54 FRANCE	12300	12533	144580	159290	
55 GERMANY W	8788	12429	86085	113935	
59 GREECE			18492	5366	
67 ITALY	9414	4830	98667	42295	
73 NETHRLNDS	233	438	7944	10305	
85 SWEDEN	336	307	2507	2784	
86 SWITZRLND	1247	706	3579	2098	
245 BULGARIA			55	69	
246 CZECHO S			455	697	
262 HUNGARY			8307	4802	
277 POLAND	1182	844	1507	1337	
279 ROUMANIA	915	332	915	332	
287 U S S R	130	160	7393	6240	
288 YUGO SLAV	538	566	4284	3400	
355 ISRAEL			600	745	
516 HONG KONG	392	489	2435	3401	
519 INDIA			867	565	
553 CHINA COM			959	1131	
559 JAPAN			2878	2333	
614 AUSTRALIA			1295	3354	
990 U STATES	221739	137270	2806038	1572786	
	270743	190727	3396780	2161750	
OTHER MUSICAL INSTRUMENTS					9122
1 U KINGDOM		7298		63665	
43 AUSTRIA		702		3873	
44 BELG LUX		134		2771	
54 FRANCE		12598		104567	
55 GERMANY W		23613		281589	
67 ITALY		170612		722162	
73 NETHRLNDS		1542		12017	
82 SPAIN				4334	
85 SWEDEN		5671		33592	
86 SWITZRLND		1498		38437	
246 CZECHO S		843		20749	
258 GERMANY E		748		8506	
277 POLAND				478	
287 U S S R				584	
516 HONG KONG		484		1460	
553 CHINA COM		863		1469	
559 JAPAN		7963		145380	
874 MEXICO		1629		23443	
990 U STATES		430404		3869224	
		666602		5338300	
MUSICAL INSTRUMENT STRINGS					9123
1 U KINGDOM		676		3124	
43 AUSTRIA		89		5330	
49 DENMARK				291	
54 FRANCE				90	
55 GERMANY W		3256		17240	
73 NETHRLNDS				153	
246 CZECHO S				1179	
990 U STATES		8060		89122	
		12081		116529	
PHONOGRAPHS COIN OPERATED	N0				9124
990 U STATES	58	35196	1237	697845	
	58	35196	1237	697845	
PHOTOGRAPHIC ACCESSORIES PARTS					9128
1 U KINGDOM		2553		71122	
43 AUSTRIA		143		4639	
44 BELG LUX				284	
49 DENMARK				775	
54 FRANCE				671	
55 GERMANY W		58192		619469	
67 ITALY		61		41388	
73 NETHRLNDS		5501		53830	
85 SWEDEN				8222	
86 SWITZRLND		3573		105769	
246 CZECHO S				7276	
258 GERMANY E				918	
559 JAPAN		63082		541979	
990 U STATES		447400		5079067	
		580505		6535409	
THERMOMETERS					9129
1 U KINGDOM		6925		69889	
43 AUSTRIA				286	
44 BELG LUX				1383	
49 DENMARK		93		1414	
54 FRANCE		1054		11326	
55 GERMANY W		2150		40998	
67 ITALY		161		1076	
85 SWEDEN				3148	
86 SWITZRLND		135		2176	
258 GERMANY E		2223		19286	
355 ISRAEL				500	
559 JAPAN		6928		80009	
874 MEXICO		3450		3450	
990 U STATES		99009		1177805	
		122128		1412746	

IMPORTS INTO CANADA FOR CONSUMPTION

183

Commodities and Countries from which Imported	MONTH OF DECEMBER 1960		TWELVE MONTHS ENDED DECEMBER 1960		Class Number
	Quantities	Values (\$)	Quantities	Values (\$)	
APPARATUS X RAY					9130
1 U KINGDOM		463		170732	
49 DENMARK		5936		32291	
55 GERMANY W		14574		148374	
73 NETHRLNDS		21976		374885	
85 SWEDEN		1846		57983	
258 GERMANY E				364	
559 JAPAN				473	
990 U STATES		240720		4211671	
		285515		4996773	
BOTANICAL SPECIMENS					9132
1 U KINGDOM		482		2718	
55 GERMANY W				5937	
519 INDIA				2791	
559 JAPAN				873	
990 U STATES		10537		79760	
		11019		92079	
COLLECTION COINS MEDALS STAMPS					9133
1 U KINGDOM		12491		72907	
43 AUSTRIA				288	
44 BELG LUX				384	
49 DENMARK				1110	
54 FRANCE				418	
55 GERMANY W		61		1420	
67 ITALY				767	
73 NETHRLNDS				466	
76 NORWAY				440	
78 PORTUGAL				50	
86 SWITZRLND				1796	
262 HUNGARY				80	
355 ISRAEL				65	
614 AUSTRALIA				730	
886 P RICO				375	
990 U STATES		17319		274876	
		29871		356172	
CAMERAS AND CAMERA PARTS N O P					9134
1 U KINGDOM		1132		27063	
43 AUSTRIA		394		201587	
49 DENMARK				1162	
54 FRANCE		217		13909	
55 GERMANY W		113593		1116931	
67 ITALY		691		3300	
73 NETHRLNDS		1322		5139	
85 SWEDEN				29591	
86 SWITZRLND		2435		169919	
246 CZECHO S		91		4585	
258 GERMANY E		1910		59719	
277 POLAND				200	
287 U S S R				229	
516 HONG KONG		4392		18845	
559 JAPAN		237647		2383161	
874 MEXICO				860	
990 U STATES		355481		3929962	
		719305		7966169	
CAMERA PARTS UNFINISHED					9135
55 GERMANY W		8803		86069	
990 U STATES		1367		79735	
		10170		165804	
CAMERA LENSES AND SHUTTERS					9136
1 U KINGDOM				5600	
55 GERMANY W		4155		31431	
86 SWITZRLND				3358	
559 JAPAN				435	
990 U STATES		19274		361267	
		23429		402091	
COLLECTIONS OF ANTIQUITIES					9137
1 U KINGDOM		54544		687191	
43 AUSTRIA				6266	
44 BELG LUX				127	
49 DENMARK				937	
54 FRANCE		1294		52520	
55 GERMANY W		66		16221	
59 GREECE				16830	
64 IRELAND				3284	
67 ITALY		111		24630	
73 NETHRLNDS		3227		23569	
76 NORWAY				50	
78 PORTUGAL				815	
82 SPAIN				3321	
85 SWEDEN				1641	
86 SWITZRLND		534		8636	
246 CZECHO S				522	
355 ISRAEL				846	
385 UAR EGYPT				560	
516 HONG KONG		3256		61206	
524 MALAYA				80	
553 CHINA COM				5938	
559 JAPAN		974		13264	
578 TAIWAN		130		1115	
583 THAILAND				715	
744 ARGENTINA				1995	
815 BERMUDA		75		600	
874 MEXICO				2305	
990 U STATES		33056		666877	
		97267		1602061	

IMPORTS INTO CANADA FOR CONSUMPTION

Commodities and Countries from which Imported	MONTH OF DECEMBER 1960		TWELVE MONTHS ENDED DECEMBER 1960		Class Number
	Quantities	Values (\$)	Quantities	Values (\$)	
CYCLOMETERS AND SPEEDOMETERS					9138
1 U KINGDOM		1 721		2 486 1	
54 FRANCE				1 342	
55 GERMANY W		461		2 437 2	
73 NETHRLNDS		2 891		4 432	
85 SWEDEN				3 72	
990 U STATES		2 529		2 523 54	
		7 602		30 773 3	
GLOBES GEOGRAPHICAL					9139
1 U KINGDOM		478		9 693	
55 GERMANY W		162		408	
559 JAPAN		260		6 192	
990 U STATES		31 352		18 719 7	
		32 252		20 349 0	
MODELS OF INVENTIONS					9140
1 U KINGDOM				5 225	
44 BELG LUX				1 90	
54 FRANCE				50	
67 ITALY		654		3 554	
73 NETHRLNDS				998	
990 U STATES		29 761		6 724 03	
		30 415		68 242 0	
APPARATUS FOR INSTITUTIONS					9141
1 U KINGDOM		31 973		44 785 4	
43 AUSTRIA		327		8 404	
44 BELG LUX		845		2 405	
49 DENMARK		2 152		2 796 4	
54 FRANCE		2 112		2 187 4	
55 GERMANY W		11 056		13 084 1	
67 ITALY				10 52	
73 NETHRLNDS		311		21 201	
76 NORWAY				6 452	
85 SWEDEN				9 607	
86 SWITZRLND		680		5 871 1	
246 CZECHO S		63		1 601	
258 GERMANY E				807 1	
355 ISRAEL				480	
415 KENYA				82	
516 HONG KONG				4 181	
559 JAPAN		1 424		5 292	
614 AUSTRALIA				6 000	
886 P RICO				2 534	
990 U STATES		648 532		8 531 233	
		699 475		92 958 39	
OPERATING ROOM EQUIPMENT					9142
1 U KINGDOM		5 196		5 572 9	
54 FRANCE				2 127	
55 GERMANY W		1 443		5 613 8	
73 NETHRLNDS				7 143	
86 SWITZRLND				864	
246 CZECHO S				7 995	
559 JAPAN				2 113	
990 U STATES		423 840		4 671 870	
		430 479		4 803 979	
DENTAL INSTRUMENTS					9143
1 U KINGDOM		6 656		9 933 9	
54 FRANCE		230		1 041	
55 GERMANY W		11 233		20 412 8	
67 ITALY				4 616	
85 SWEDEN				501	
86 SWITZRLND		1 044		5 671	
559 JAPAN		1 245		10 185	
990 U STATES		1 568 95		2 342 29 7	
		1 773 03		2 667 77 8	
SURGICAL TRUSSES AND SUPPORTS					9144
1 U KINGDOM				733	
990 U STATES		826		8 951	
		826		9 684	
ARTICLES FOR THE BLIND					9145
1 U KINGDOM				50 16	
54 FRANCE				281	
86 SWITZRLND		571		6 193	
990 U STATES		1 450		4 277 0	
		2 021		5 426 0	
OPTICAL AND PHILOSOPHICAL INST					9146
1 U KINGDOM		17 396		33 203 5	
43 AUSTRIA				12 18	
44 BELG LUX				1 282	
49 DENMARK				3 191	
53 FINLAND				1 317	
54 FRANCE		21 804		41 988	
55 GERMANY W		14 893		40 879 8	
67 ITALY				3 458	
73 NETHRLNDS				1 824	
85 SWEDEN		974		12 020	
86 SWITZRLND		489		2 666 7	
246 CZECHO S		2 058		12 589	
258 GERMANY E				1 120	
516 HONG KONG		2 248		14 978	
559 JAPAN		74 395		11 242 07	
990 U STATES		1 903 64		30 718 33	
		3 246 21		50 585 25	
MICROSCOPES AND PARTS					9147
NO					
1 U KINGDOM	18	2 695	860	14 083 6	
43 AUSTRIA	2	819	81	3 406 1	
54 FRANCE	1	684	7	2 844	

IMPORTS INTO CANADA FOR CONSUMPTION

Commodities and Countries from which Imported	MONTH OF DECEMBER 1960		TWELVE MONTHS ENDED DECEMBER 1960		Class Number
	Quantities	Values (\$)	Quantities	Values (\$)	
55 GERMANY W	77	30054	1066	378827	
67 ITALY			56	12318	
73 NETHRLNDS			2	7146	
86 SWITZRLNO	55	7758	233	49695	
246 CZECHO S	5	450	176	21909	
258 GERMANY E	16	2199	56	13635	
559 JAPAN	2981	14553	25046	176677	
990 U STATES	426	7678	4027	211560	
	3581	66890	31610	1049508	
EDUCATIONAL FILMS					
1 U KINGDOM		6999		113566	
44 BELG LUX				340	
49 DENMARK				11219	
53 FINLAND				768	
54 FRANCE		861		12396	
55 GERMANY W				2586	
67 ITALY				406	
73 NETHRLNDS		234		734	
85 SWEDEN				3886	
86 SWITZRLNO				607	
277 POLAND				982	
287 U S S R				1909	
427 UN SO AFR				50	
473 MOROCCO				430	
519 INOIA				310	
559 JAPAN		150		334	
614 AUSTRALIA				1465	
815 BERMUDA				191	
828 TRINIDAD				942	
874 MEXICO				635	
954 ST PIERRE				900	
990 U STATES		87951		1295461	
		96195		1450117	
CINEMATOGRAPH CAMERAS					9149
1 U KINGDOM				2255	
54 FRANCE				2166	
559 JAPAN		616		616	
815 BERMUDA				17424	
990 U STATES		6463		251879	
		7079		274340	
SURGICAL INSTRUMENTS					9150
1 U KINGDOM		46214		520220	
43 AUSTRIA				884	
44 BELG LUX				3846	
49 DENMARK				4212	
54 FRANCE		164		8786	
55 GERMANY W		18685		328834	
67 ITALY				15027	
73 NETHRLNDS		275		15239	
85 SWEDEN		1686		63906	
86 SWITZRLNO		2500		31494	
258 GERMANY E				2430	
287 U S S R				660	
527 PAKISTAN		1931		17513	
559 JAPAN		37156		219876	
874 MEXICO		5712		46030	
990 U STATES		613798		7275407	
		728121		8554364	
BOATS OPEN PLEASURE	NO				9152
1 U KINGDOM	39	20728	589	112633	
43 AUSTRIA			11	480	
49 DENMARK			22	11060	
53 FINLAND			2	322	
54 FRANCE			103	11433	
55 GERMANY W	5	714	254	43551	
67 ITALY			1	390	
73 NETHRLNDS	1	220	43	30761	
76 NORWAY	1	703	98	42602	
85 SWEDEN			6	670	
246 CZECHO S			1	91	
277 POLAND			136	4530	
516 HONG KONG			22	14832	
559 JAPAN	105	6313	1003	35520	
990 U STATES	168	61784	5890	1675687	
	319	90462	8181	1984562	
LAUNCHES PLEASURE	NO				9153
1 U KINGDOM			17	44587	
54 FRANCE			1	1441	
55 GERMANY W			2	10293	
516 HONG KONG			3	20543	
559 JAPAN			2	14939	
990 U STATES	7	55993	368	1793044	
	7	55993	393	1884847	
SHIPS AND VESSELS REPAIRS ON					9155
67 ITALY				6186	
954 ST PIERRE		1899		18068	
990 U STATES		926		71714	
		2825		95968	
SHIPS FOREIGN BUILT COASTAL	NO				9156
813 BAHAMAS			2	2357525	
990 U STATES	1	3748	2	194748	
	1	3748	4	2552273	
VESSELS FOREIGN BUILT N O P					9157
1 U KINGDOM		25602		327051	
49 DENMARK				2200	
54 FRANCE				2272	

IMPORTS INTO CANADA FOR CONSUMPTION

Commodities and Countries from which Imported	MONTH OF DECEMBER 1960		TWELVE MONTHS ENDED DECEMBER 1960		Class Number
	Quantities	Values (\$)	Quantities	Values (\$)	
55 GERMANY W				4433	
73 NETHRLNDS		188641		1589429	
76 NORWAY				4500	
559 JAPAN				7612	
614 AUSTRALIA				250	
815 BERMUDA				357539	
990 U STATES		1838		949437	
TRUCK TRAILERS		216081		3244723	
1 U KINGDOM	NO		8	31283	9160
990 U STATES	38	242696	550	2351082	
MOBILE HOMES	38	242696	558	2382365	
1 U KINGDOM	NO		1	1087	9161
49 DENMARK			1	1422	
73 NETHRLNDS			2	1320	
990 U STATES	60	146769	1890	36229144	
BUGGIES CUTTERS VEHICLES N O P	60	146769	1894	3632973	
1 U KINGDOM	NO		87	6286	9162
55 GERMANY W		124		574	
67 ITALY			10	1540	
990 U STATES	320	25780	4669	372504	
CHILDRENS CARRIAGES AND PARTS	320	25904	4766	380904	
1 U KINGDOM	NO				9163
49 DENMARK	252	5404	3068	81057	
54 FRANCE			12	298	
55 GERMANY W	6	216	32	942	
67 ITALY			30	961	
73 NETHRLNDS			52	997	
990 U STATES	110	2348	147	3009	
CHILDRENS SLEDS VEHICLES N O P	368	7968	4118	40357	
1 U KINGDOM			7459	127621	9164
54 FRANCE		1060		16620	
55 GERMANY W		170		589	
67 ITALY		65		2126	
73 NETHRLNDS				56	
76 NORWAY				873	
559 JAPAN		194		514	
744 ARGENTINA				4316	
813 BAHAMAS				646	
990 U STATES		45902		2800	
WAGONS AND SLEDS FARM AND PTS		47391		543394	
1 U KINGDOM	NO			571934	9166
990 U STATES				2089	
WHEELBARROWS HAND TRUCKS CARTS	7	29795	1573	370973	
1 U KINGDOM	NO			373062	9168
49 DENMARK	107	1301	2921	46202	
54 FRANCE	2	72	101	12751	
55 GERMANY W	14	2141	24	3394	
64 IRELAND	44	957	154	8445	
73 NETHRLNDS			3	290	
85 SWEDEN			130	6851	
559 JAPAN			317	53175	
990 U STATES	4918	81682	1996	24293	
TRUCKS AND CARS N O P	5085	86153	93240	1279722	
1 U KINGDOM			98886	1435123	9169
49 DENMARK		2104		40358	
54 FRANCE				2104	
55 GERMANY W		126		5676	
67 ITALY				2711	
73 NETHRLNDS				1722	
76 NORWAY				1715	
990 U STATES		22261		413	
AIRCRAFT NOT OVER 1500 LB WT		24491		866752	
1 U KINGDOM	NO			921451	9171
54 FRANCE			2	5006	
990 U STATES	22	100640	421	2460	
AIRCRAFT 1501 TO 3000 LB WT	22	100640	424	2088067	
55 GERMANY W	NO			2095533	9172
990 U STATES	1	1175	1	1175	
AIRCRAFT 3001 TO 7500 LB WT	9	143890	148	2180677	
990 U STATES	10	145065	149	2181852	
AIRCRAFT OVER 7500 LB WEIGHT	NO				9173
1 U KINGDOM	1	43787	21	940977	
73 NETHRLNDS	1	43787	21	940977	
990 U STATES					9174
1 U KINGDOM	2	3701898	2	3701898	
73 NETHRLNDS			1	296128	
990 U STATES	5	8912033	25	30615581	
AIRCRAFT PTS EXCLUDING ENG PTS	7	12613931	28	34613607	
1 U KINGDOM		1232238		10020242	9175
44 BELG LUX				59	
54 FRANCE		7152		54693	
55 GERMANY W				6213	
67 ITALY		403		989	
73 NETHRLNDS		1381		22988	
78 PORTUGAL				4548	

IMPORTS INTO CANADA FOR CONSUMPTION

Commodities and Countries from which Imported	MONTH OF DECEMBER 1960		TWELVE MONTHS ENDED DECEMBER 1960		Class Number
	Quantities	Values (\$)	Quantities	Values (\$)	
85 SWEDEN				5457	
246 CZECHOSLOVAKIA				608	
516 HONG KONG				6341	
559 JAPAN		911		12554	
614 AUSTRALIA				6290	
744 ARGENTINA				9342	
752 BRAZIL				136	
782 URUGUAY				1527	
815 BERMUDA		215		3492	
848 CUBA		3665		5794	
874 MEXICO		2516		33389	
886 P R I C O				8164	
990 U STATES		7029534		66458989	
		8278015		76661815	
PAINTINGS UNDER 20 DOLLARS					9181
1 U KINGDOM	NO	25	1055	7938	
43 AUSTRIA		61	1380	7221	
44 BELG LUX		16	774	1242	
49 DENMARK		65	1488	7553	
54 FRANCE		39	744	3933	
55 GERMANY W			207	604	
67 ITALY		34	1715	9613	
73 NETHRLNDS		85	3638	13914	
82 SPAIN			196	790	
262 HUNGARY		161	781	3676	
355 ISRAEL		10	10	128	
516 HONG KONG		106	172	276	
559 JAPAN			724	390	
874 MEXICO			12	229	
990 U STATES		183	1246	7331	
		785	1055	64838	
PAINTINGS 20 DOLLARS OR OVER					9182
1 U KINGDOM			14157	559602	
43 AUSTRIA			4450	60403	
44 BELG LUX				5400	
49 DENMARK			546	12281	
54 FRANCE			8895	256368	
55 GERMANY W			951	33078	
59 GREECE				3145	
64 IRELAND			258	1258	
67 ITALY			9256	74341	
73 NETHRLNDS			2234	151564	
76 NORWAY				581	
82 SPAIN			372	28827	
85 SWEDEN				2232	
86 SWITZRLND			407	23543	
262 HUNGARY			2255	8586	
277 POLAND				1270	
279 ROUMANIA			878	2495	
288 YUGO SLAV				1910	
355 ISRAEL			6318	39564	
427 UN SO AFR			549	649	
516 HONG KONG				1310	
559 JAPAN				11847	
614 AUSTRALIA			50	739	
774 PERU				2100	
813 BAHAMAS			2250	3030	
824 JAMAICA			75	225	
848 CUBA				4805	
867 HAITI				65	
874 MEXICO				24458	
990 U STATES			87431	1142824	
			141332	2458500	
STATUES AND STATUETTES N O P					9183
1 U KINGDOM			544	21022	
43 AUSTRIA				10493	
44 BELG LUX				358	
49 DENMARK			2654	15517	
54 FRANCE			1365	24446	
55 GERMANY W			368	19117	
59 GREECE				213	
67 ITALY			3141	36499	
73 NETHRLNDS				1821	
76 NORWAY				3591	
82 SPAIN			853	1171	
85 SWEDEN			783	2116	
86 SWITZRLND				758	
246 CZECHOSLOVAKIA				926	
258 GERMANY E				4984	
262 HUNGARY				123	
355 ISRAEL				400	
415 KENYA				3187	
422 RHOD NYAS				239	
425 TANGANYKA			65	1237	
427 UN SO AFR				65	
513 CEYLON			86	1232	
516 HONG KONG			1428	13667	
519 INOIA			117	2448	
524 MALAYA			243	1297	
553 CHINA COM			112	3287	
556 INDONESIA				331	
559 JAPAN			2844	72075	
874 MEXICO				676	
990 U STATES			6273	88434	
			20876	331730	

IMPORTS INTO CANADA FOR CONSUMPTION

Commodities and Countries from which Imported	MONTH OF DECEMBER 1960		TWELVE MONTHS ENDED DECEMBER 1960		Class Number
	Quantities	Values (\$)	Quantities	Values (\$)	
PORCELAIN STATUES STATUETTES					9184
1 U KINGDOM		17944		402678	
43 AUSTRIA				2851	
44 BELG LUX		198		613	
49 DENMARK		61		11526	
54 FRANCE				2045	
55 GERMANY W		5974		111203	
67 ITALY		317		20313	
73 NETHRLNDS				545	
78 PORTUGAL				107	
82 SPAIN		111		436	
85 SWEDEN				476	
246 CZECHO S				503	
258 GERMANY E		1151		16995	
287 U S S R				388	
516 HONG KONG		280		2877	
559 JAPAN		16072		298407	
755 CHILE				440	
874 MEXICO				60	
990 U STATES		2266		24750	
		44374		897213	
MATERIAL FOR HARD METAL COMPDS					9187
1 U KINGDOM		3275		20456	
85 SWEDEN		3206		80318	
99D U STATES		8531		532618	
		15012		633392	
ARTICLES FOR FERTILIZER MFR					9191
1 U KINGDOM		64		64	
55 GERMANY W				100	
990 U STATES		17577		162366	
		17641		162530	
CANADIAN GOODS RETURNED					9195
1 U KINGDOM		92149		878458	
43 AUSTRIA		7086		10874	
44 BELG LUX		5193		151060	
49 DENMARK		2000		29975	
53 FINLAND				17738	
54 FRANCE		10861		124217	
55 GERMANY W		19030		250666	
59 GREECE		23000		28519	
63 ICELAND				2000	
64 IRELAND				16022	
67 ITALY		4600		50491	
73 NETHRLNDS		3550		224308	
76 NORWAY				1653	
78 PORTUGAL		2000		2317	
82 SPAIN		734		6885	
85 SWEDEN				195460	
86 SWITZRLND		3823		91402	
246 CZECHO S				3280	
277 POLAND				4059	
287 U S S R		2000		2880	
288 YUGO SLAV				3800	
344 ETHIOPIA				1000	
347 IRAN		1300		6040	
352 IRAQ				875	
355 ISRAEL				11677	
363 LEBANON				11150	
382 TURKEY				18065	
385 UAR EGYPT		4500		16300	
414 GHANA				4220	
415 KENYA		3000		73394	
418 NIGERIA				695	
422 RHOD NYAS				1460	
426 UGANDA				3500	
427 UN SO AFR		418		93457	
429 B AFR NES				800	
443 ALGERIA				9785	
449 BEL CONGO				3394	
468 LIBERIA				7959	
473 MOROCCO				1040	
513 CEYLON				4075	
516 HONG KONG				2785	
519 INDIA		6500		117730	
524 MALAYA				27195	
527 PAKISTAN		2305		22277	
548 CAMB LAOS				16478	
556 INDONESIA		3664		8027	
559 JAPAN		13658		27072	
583 THAILAND				14895	
586 VIET NAM		110		535	
614 AUSTRALIA		214		46829	
622 NEW ZEAL		665		22143	
716 B GUIANA		2285		29606	
719 FALKLAND		8000		8000	
744 ARGENTINA		700		12827	
747 BOLIVIA				4432	
752 BRAZIL		2285		19460	
755 CHILE				13413	
758 COLOMBIA				60858	
763 ECUADOR				700	
774 PERU		5386		17350	
777 SURINAM				750	
782 URUGUAY				13816	
785 VENEZUELA				75977	
813 BAHAMAS		5008		76823	

IMPORTS INTO CANADA FOR CONSUMPTION

Commodities and Countries from which Imported	MONTH OF DECEMBER 1960		TWELVE MONTHS ENDED DECEMBER 1960		Class Number
	Quantities	Values (\$)	Quantities	Values (\$)	
815 BERMUDA		7 67		14 3617	
822 BARBADOS		85		71 29	
824 JAMAICA		14 069		73 668	
826 LEEWIND				3 89	
828 TRINIDAD		220		265 41	
845 C RICA		213		11 40	
848 CUBA		3 005		262 10	
855 DOM REP				58 17	
864 GUATEMALA				15 04	
867 HAITI				92 94	
874 MEXICO		16 785		126 623	
876 NETH ANT				3 60	
883 PANAMA				123 76	
886 P RICO		2 079		22 87	
954 ST PIERRE		800		27 744	
990 U STATES		19 695 66		207 209 29	
		224 361 3		241 905 56	
EXWAREHOUSED SHIPS STORES NOP					
1 U KINGDOM		12 419		16 584 3	9197
54 FRANCE		365		93 50	
55 GERMANY W				15 26	
67 ITALY				55	
73 NETHRLNDS		137		75 59	
76 NORWAY		158		31 74	
78 PORTUGAL				880	
716 B GUIANA		105		14 80	
822 BARBADOS		660		720	
828 TRINIDAD				90 2	
874 MEXICO				17 17	
886 P RICO		226		73 10	
990 U STATES		9 390		18 924 7	
		23 460		390 463	
BATTERY JARS GLASS DR RUBBER					
1 U KINGDOM		9 154		603 26	9199
55 GERMANY W		675		69 80	
990 U STATES		90 392		122 67 61	
		100 221		129 40 67	
CORSET CLASPS STEELS WIRES					
1 U KINGDOM		13 76		179 72	9202
990 U STATES		30 82		182 24	
		4 458		361 96	
FEATHERS FLOWERS ART FOR HATS					
1 U KINGDOM				52 99	9204
43 AUSTRIA				313	
54 FRANCE		160		68 403	
55 GERMANY W		27 41		73 023	
67 ITALY		4 25		54 97	
73 NETHRLNDS				650	
86 SWITZRLND				74	
246 CZECHO S		2505		13205	
258 GERMANY E		5676		70889	
516 HONG KONG		513		32690	
559 JAPAN		9367		207284	
886 P RICO				1552	
990 U STATES		47 562		429061	
		68 949		907 940	
RESCUE APPARATUS					
1 U KINGDOM				21708	9207
49 DENMARK				1345	
54 FRANCE				1540	
55 GERMANY W		1126		17706	
73 NETHRLNDS				3257	
85 SWEDEN				3000	
559 JAPAN				812	
614 AUSTRALIA				1032	
990 U STATES		234 338		241 456 2	
		235 464		246 496 2	
MATERIALS FOR TEXTILE PRINTING					
1 U KINGDOM		3773		16172	9208
990 U STATES		6387		87612	
		10160		103784	
SALTS OF THORIUM OR CERIUM					
990 U STATES				18555	9209
				18555	
VACCINE AND PLASMA CONTAINERS					
1 U KINGDOM		233		11089	9212
54 FRANCE				1889	
55 GERMANY W		774		774	
427 UN SO AFR				518	
990 U STATES		32048		469680	
		33055		483950	
GOODS FREE BY ORDER IN COUNCIL					
1 U KINGDOM				2079	9213
990 U STATES		150		22535	
		150		24614	
SAFETY GLASS SHEET ADHESIVES					
990 U STATES		82636		880036	9215
		82636		880036	
CARTRIDGES SHOT GUN SHELLS					
43 AUSTRIA		1934		8875	9237
54 FRANCE		251		71675	
55 GERMANY W				2680	
67 ITALY				3546	
990 U STATES		717		98062	
		2902		184838	

IMPORTS INTO CANADA FOR CONSUMPTION

Commodities and Countries from which Imported	MONTH OF DECEMBER 1960		TWELVE MONTHS ENDED DECEMBER 1960		Class Number
	Quantities	Values (\$)	Quantities	Values (\$)	
DEXTROSE SOLUTIONS THERAPEUTIC 427 UN SO AFR 990 U STATES		37326		1424 754698 756122	9238
METALLIC CARTRIDGES AMMUNITION 1 U KINGDOM 49 DENMARK 53 FINLAND 54 FRANCE 55 GERMANY W 67 ITALY 73 NETHRLNDS 85 SWEDEN 262 HUNGARY 990 U STATES		8725 386 753 1665 4946 16475		48124 1140 3431 20126 10932 837 27570 26252 1665 139833 279910	9239
BLACKBOARDS OF SLATE OR PAPER 1 U KINGDOM 49 DENMARK 67 ITALY 78 PORTUGAL 990 U STATES		558 9996 17593 28147		66 1862 58900 2349 398125 461302	9240
BIOLOGICAL PRODUCTS M O P 1 U KINGDOM 43 AUSTRIA 49 DENMARK 54 FRANCE 55 GERMANY W 85 SWEDEN 614 AUSTRALIA 744 ARGENTINA 990 U STATES		765 154 176 192 173550 174837		122017 4728 310 2758 544 5054 371 10290 2003454 2149526	9242
BASKETS OF ALL KINDS N O P 1 U KINGDOM 43 AUSTRIA 44 BELG LUX 49 DENMARK 54 FRANCE 55 GERMANY W 67 ITALY 73 NETHRLNDS 78 PORTUGAL 82 SPAIN 85 SWEDEN 246 CZECHO S 258 GERMANY E 262 HUNGARY 277 POLAND 288 YUGO SLAV 516 HONG KONG 519 INDIA 553 CHINA COM 559 JAPAN 752 BRAZIL 874 MEXICO 990 U STATES		732 845 660 103 3810 4019 4750 161 12013 54 12773 39920		3404 230 6114 187 7694 11303 4604 364 19911 2717 229 26541 1091 4148 57334 9501 44112 64 1382 126540 1096 9223 253713 591502	9243
COMMUNION SETS CHURCH ARTICLES 1 U KINGDOM 43 AUSTRIA 44 BELG LUX 49 DENMARK 54 FRANCE 55 GERMANY W 59 GREECE 64 IRELAND 67 ITALY 73 NETHRLNDS 78 PORTUGAL 82 SPAIN 86 SWITZRLND 246 CZECHO S 258 GERMANY E 355 ISRAEL 358 JORDAN 516 HONG KONG 519 INDIA 553 CHINA COM 559 JAPAN 874 MEXICO 990 U STATES		4860 526 1170 15570 11852 90 59180 85 210 330 11557 384 579 321 4164 3868 45635 159997		48512 3620 11910 336 225695 129510 407 10234 598210 12401 558 5066 8690 94727 384 4788 555 50110 584 667 152709 2292 576895 1938860	9244
CARTRIDGE CASES GUN WAOS CAPS 1 U KINGDOM 54 FRANCE 55 GERMANY W 67 ITALY 85 SWEDEN 559 JAPAN 990 U STATES		146 4276 858 5280		4293 4276 11284 1421 971 613 40581 63439	9246

IMPORTS INTO CANADA FOR CONSUMPTION

191

Commodities and Countries from which Imported	MONTH OF DECEMBER 1960		TWELVE MONTHS ENDED DECEMBER 1960		Class Number
	Quantities	Values (\$)	Quantities	Values (\$)	
AMMUNITION N O P					9247
1 U KINGDOM		1467		179828	
54 FRANCE		1450		1450	
55 GERMANY W		2048		30336	
85 SWEDEN				390	
86 SWITZRLND				2184	
990 U STATES		13299		1321858	
		18264		1536046	
ELECTRICAL ENERGY	MKWH				9249
990 U STATES	147	2353	115711	463018	
	147	2353	115711	463018	
INCUBATORS BROODERS AND PARTS	NO				9252
990 U STATES	1140	93154	7008	513477	
	1140	93154	7008	513477	
IRON SAND PRESSURE BLASTING					9253
1 U KINGDOM		5217		49978	
55 GERMANY W				636	
67 ITALY				5115	
85 SWEDEN		1276		3862	
990 U STATES		35307		577580	
		41800		637171	
BALL POINT PENS AND PARTS					9254
1 U KINGDOM		211		16110	
49 DENMARK		907		1423	
54 FRANCE		2005		4926	
55 GERMANY W		2329		23761	
67 ITALY				16547	
85 SWEDEN				796	
86 SWITZRLND				2631	
355 ISRAEL				1271	
559 JAPAN				5988	
990 U STATES		147756		2431381	
		153208		2504834	
ALABASTER SPAR AMBER ORNAMENTS					9255
1 U KINGDOM		7993		226780	
43 AUSTRIA		334		14768	
44 BELG LUX				593	
49 DENMARK		1450		8068	
54 FRANCE		1278		32700	
55 GERMANY W		4328		197621	
67 ITALY		4060		73882	
73 NETHRLNDS		97		421	
85 SWEDEN				2796	
86 SWITZRLNO				642	
246 CZECHO S				4091	
258 GERMANY E		431		106425	
262 HUNGARY				205	
277 POLAND				74017	
516 HONG KONG		42307		482080	
519 INDIA				1008	
553 CHINA COM				4873	
559 JAPAN		21154		598219	
874 MEXICO				554	
886 P RICO		1043		1043	
990 U STATES		15319		469269	
		99794		2300755	
MACHINE CARD CLOTHING					9256
1 U KINGDOM		10936		191510	
44 BELG LUX				3514	
55 GERMANY W		3340		17361	
67 ITALY				421	
990 U STATES		6846		109532	
		21122		322338	
PENCILS BLACK LEAD N O P	GROSS				9257
1 U KINGDOM	144	446	10967	28980	
49 DENMARK			12	154	
55 GERMANY W	146	1030	12032	35632	
246 CZECHO S			9492	12084	
553 CHINA COM			3599	1681	
559 JAPAN	175	552	15764	12905	
990 U STATES	355	2205	10442	31311	
	820	4233	62308	122747	
PENCILS MECHANICAL					9258
1 U KINGDOM		73		4641	
49 DENMARK				2693	
54 FRANCE				994	
55 GERMANY W		1077		5299	
85 SWEDEN				364	
559 JAPAN		741		6873	
990 U STATES		10989		74654	
		12880		95518	
PENS FOUNTAIN EXCPT BALL POINT					9259
1 U KINGDOM		222		13332	
55 GERMANY W		147		4073	
67 ITALY		3727		111958	
73 NETHRLNDS				1233	
516 HONG KONG		98		1293	
553 CHINA COM				95	
559 JAPAN		116		3139	
990 U STATES		3621		35967	
		7931		171090	
PENS N O P PENHOLDERS RULERS					9260
1 U KINGDOM		4472		39399	
54 FRANCE				1162	
55 GERMANY W		914		19607	
67 ITALY		1578		13081	

IMPORTS INTO CANADA FOR CONSUMPTION

Commodities and Countries from which Imported	MONTH OF DECEMBER 1960		TWELVE MONTHS ENDED DECEMBER 1960		Class Number
	Quantities	Values (\$)	Quantities	Values (\$)	
73 NETHRLNDS		740		6730	
516 HONG KONG				1235	
559 JAPAN		766		21456	
990 U STATES		18204		210584	
PRECIOUS STONES NOT MOUNTED		26674		313254	9262
1 U KINGDOM		10196		326651	
43 AUSTRIA		32439		390803	
44 BELG LUX		128		7518	
54 FRANCE		4618		67442	
55 GERMANY W		60291		401653	
67 ITALY		57		2503	
73 NETHRLNDS				9299	
82 SPAIN		203		3833	
86 SWITZRLND				30025	
246 CZECHO S		15850		152682	
516 HONG KONG		2738		47909	
519 INDIA		3385		19514	
545 BURMA				1976	
553 CHINA COM		545		3062	
559 JAPAN		58598		686564	
583 THAILAND		265		3357	
614 AUSTRALIA		393		10485	
752 BRAZIL				1074	
758 COLOMBIA				12501	
874 MEXICO		353		12406	
990 U STATES		53794		694668	
PULLEYS BELT POWER TRANS NOP		243853		2885925	9263
1 U KINGDOM		3846		34655	
55 GERMANY W				1708	
85 SWEDEN				77	
990 U STATES		43223		709964	
SHOW CASES AND METAL PARTS		47069		746404	9265
1 U KINGDOM				1571	
55 GERMANY W				7561	
73 NETHRLNDS				950	
990 U STATES		20333		353096	
SIGNS LETTERS OTHER THAN PAPER		20333		363178	9266
1 U KINGDOM		1199		34804	
44 BELG LUX				8764	
54 FRANCE		933		3362	
55 GERMANY W		356		5380	
73 NETHRLNDS				116	
85 SWEDEN				1977	
86 SWITZRLND				786	
559 JAPAN				1278	
990 U STATES		65944		937195	
MEASURING RULES AND TAPES		68432		993662	9267
1 U KINGDOM		949		103639	
49 DENMARK				158	
54 FRANCE				368	
55 GERMANY W		1292		32982	
73 NETHRLNDS				5276	
86 SWITZRLND				2891	
246 CZECHO S				321	
516 HONG KONG				1135	
559 JAPAN		1665		16543	
990 U STATES		50625		500311	
WASTE AND JUNK N O P	CWT	54531		663684	9269
1 U KINGDOM			3003	12194	
990 U STATES	146745	13306	3833767	201785	
WAX VEGETABLE AND MINERAL NDP	LB	146745	3836770	213979	9270
1 U KINGDOM			7177	5209	
55 GERMANY W	990	518	79390	40313	
258 GERMANY E			59535	7988	
752 BRAZIL	41130	30008	364062	268374	
874 MEXICO	5104	2720	22994	12850	
990 U STATES	127967	68160	1410387	946803	
WAX AND MANUFACTURES N O P		175191	1943545	1281537	9271
1 U KINGDOM				4940	
55 GERMANY W		167		78628	
67 ITALY				596	
86 SWITZRLND		1436		3555	
427 UN SO AFR				50934	
990 U STATES		12190		307715	
PREFAB BLDGS PANELS STRUCTURES		13793		446368	9273
1 U KINGDOM		82151		1185621	
55 GERMANY W				2571	
67 ITALY		81698		1010691	
76 NORWAY		2474		12186	
990 U STATES		266087		3442707	
UNENUMERATED ARTICLES		432410		5653776	9274
990 U STATES				180442	
SHIPMENTS UNDER 50 DOLLARS				180442	9275
1 U KINGDOM		81826		1284704	
19 MALTA		5		138	
43 AUSTRIA		2236		30964	

IMPORTS INTO CANADA FOR CONSUMPTION

Commodities and Countries from which Imported	MONTH OF DECEMBER 1960		TWELVE MONTHS ENDED DECEMBER 1960		Class Number
	Quantities	Values (\$)	Quantities	Values (\$)	
53 FINLAND		270		4559	
54 FRANCE		17135		192266	
55 GERMANY W		31871		405672	
59 GREECE		455		8868	
63 ICELAND		162		350	
64 IRELAND		571		4830	
67 ITALY		9859		114318	
73 NETHRLNDS		7759		105303	
76 NORWAY		1122		16730	
78 PORTUGAL		761		10204	
82 SPAIN		801		13825	
85 SWEDEN		3728		50502	
86 SWITZRLND		10109		76342	
245 BULGARIA				355	
246 CZECHO S		1865		11497	
258 GERMANY E		571		4356	
262 HUNGARY		269		5749	
277 POLAND		981		7720	
279 ROUMANIA				1125	
287 U S S R		53		1882	
288 YUGO SLAV		220		1948	
316 CYPRUS				80	
319 KUWAIT				15	
347 IRAN		255		435	
352 IRAQ				16	
355 ISRAEL		257		3635	
358 JORDAN		45		385	
363 LEBANON		1192		2568	
366 LIBYA				173	
377 SUDAN				94	
382 TURKEY				129	
385 UAR EGYPT		194		1536	
386 UAR SYRIA				554	
414 GHANA				342	
415 KENYA		246		2197	
418 NIGERIA				127	
422 RHOD NYAS		27		278	
425 TANGANYKA		58		751	
426 UGANDA				10	
427 UN SO AFR		634		7796	
429 B AFR NES				265	
443 ALGERIA		66		683	
446 ANGOLA				4	
449 BEL CONGO				192	
454 FR EQ AFR				104	
457 FR W AFR				120	
462 FR AF NES				278	
465 GUINEA				125	
473 MOROCCO				295	
487 TUNISIA		62		62	
513 CEYLON		53		474	
516 HONG KONG		18238		118050	
519 INDIA		951		11219	
524 MALAYA		85		1412	
527 PAKISTAN		232		2029	
529 S E I NES				238	
545 BURMA				153	
548 CAMB LAOS		230		240	
553 CHINA COM		156		3825	
556 INDONESIA		20		201	
559 JAPAN		20161		286183	
564 KOREA		11		70	
567 PHIL				1923	
578 TAIWAN		244		2834	
583 THAILAND		199		1242	
586 VIET NAM		134		192	
614 AUSTRALIA		1425		13297	
617 FIJI				73	
622 NEW ZEAL		43		1112	
716 B GUIANA		129		3087	
744 ARGENTINA		23		913	
752 BRAZIL				1407	
755 CHILE		160		4476	
758 COLOMBIA				595	
763 ECUADOR		246		1181	
774 PERU		20		841	
782 URUGUAY		6		213	
785 VENEZUELA		15		185	
813 BAHAMAS		110		1138	
815 BERMUDA		194		6778	
817 B HOND		175		2272	
822 BARBADOS		179		1556	
824 JAMAICA		768		4708	
826 LEEW WIND		57		206	
828 TRINIDAD		232		1606	
845 C RICA				443	
848 CUBA		81		4409	
855 DOM REP				166	
857 EL SALVD				93	
864 GUA TEMALA		329		2498	
867 HAITI		21		895	
869 HONDURAS		42		1150	
874 MEXICO		1730		20310	
879 NICARAGUA				1	
883 PANAMA				384	

IMPORTS INTO CANADA FOR CONSUMPTION

Commodities and Countries from which Imported	MONTH OF DECEMBER 1960		TWELVE MONTHS ENDED DECEMBER 1960		Class Number
	Quantities	Values (\$)	Quantities	Values (\$)	
886 P R I C O		6 4 6		6 5 0 0	
949 G R E E N L A N D				1 8	
954 S T P I E R R E		2 8		1 6 4 9	
990 U S T A T E S		4 2 4 9 7 8 8		5 0 7 8 6 9 7 6	
		4 4 7 8 9 5 5		5 3 7 6 3 5 8 2	

IMPORTS INTO CANADA FOR CONSUMPTION

Commodities and Countries from which Imported	MONTH OF DECEMBER 1960		TWELVE MONTHS ENDED DECEMBER 1960		Class Number
	Quantities	Values (\$)	Quantities	Values (\$)	
<u>GROUP 10</u>					
SPECIAL TRANSACTIONS NON TRADE					
GOLD UNREFINED	TR OZ				
990 U STATES			15516	363224	9905
			15516	363224	
GOLD REFINED	TR OZ				
1 U KINGDOM	1851	84809	38588	1418298	9925
54 FRANCE			3213	114615	
55 GERMANY W			84	2878	
86 SWITZRLND	416	14952	18079	633091	
813 BAHAMAS	2655	92368	65390	2247639	
990 U STATES	1531	53835	6296	222997	
	6453	245964	131650	4639518	
GOLD COIN					
1 U KINGDOM		71352		279639	9945
86 SWITZRLND		34679		188302	
990 U STATES				5262	
		106031		473203	
CURRENT COIN N O P					
1 U KINGDOM		69		666	9965
54 FRANCE				100	
86 SWITZRLND				1052	
519 INDIA				717	
874 MEXICO				1949	
990 U STATES				812879	
		63142		812879	
		63211		817363	
IMPORTS FOR DIPLOMATS ETC					
1 U KINGDOM		3572140		10217855	9980
43 AUSTRIA		419		11404	
44 BELG LUX		13794		546044	
49 DENMARK		1846		26412	
53 FINLAND		200		11123	
54 FRANCE		568420		3268380	
55 GERMANY W		943699		4240810	
59 GREECE				58944	
63 ICELANO				6	
64 IRELAND				3485	
67 ITALY		12250		116653	
73 NETHRLNDS		5518		130185	
76 NORWAY		550		37161	
78 PORTUGAL		2009		46677	
82 SPAIN		544		33746	
85 SWEDEN		1109		14139	
86 SWITZRLND		966		42616	
246 CZECHO S		1300		32711	
277 POLAND		100		5723	
287 U S S R		725		24883	
288 YUGO SLAV		180		7890	
319 KUWAIT				6500	
347 IRAN				544	
355 ISRAEL		200		16980	
363 LEBANON				4972	
369 SAUD ARAB		200		200	
382 TURKEY				450488	
385 UAR EGYPT		120		91574	
386 UAR SYRIA				2000	
414 GHANA				145	
427 UN SO AFR		365		17366	
429 B AFR NES				11870	
449 BEL CONGO		170		11550	
473 MOROCCO				2000	
513 CEYLON				5950	
516 HONG KONG		2068		10700	
519 INDIA		150		35939	
524 MALAYA				1730	
527 PAKISTAN				20318	
553 CHINA COM				185	
556 INDONESIA		4000		20203	
559 JAPAN		8843		77189	
567 PHIL		200		8522	
586 VIET NAM		1336		12468	
614 AUSTRALIA				15899	
622 NEW ZEAL				54940	
716 B GUIJANA				7	
744 ARGENTINA		700		14312	
752 BRAZIL		200		18635	
755 CHILE				789	
758 COLOMBIA				1221	
763 ECUADOR				500	
774 PERU				11511	
785 VENEZUELA		250		306088	
815 BERMUDA				188	
822 BARBADOS				798	
824 JAMAICA		50		7566	
828 TRINIDAD				2651	
848 CUBA				6204	
855 DOM REP		800		1482	
867 HAITI		120		2076	
874 MEXICO		1242		8064	
883 PANAMA				250	
886 P RICO				4660	

IMPORTS INTO CANADA FOR CONSUMPTION

Commodities and Countries from which Imported	MONTH OF DECEMBER 1960		TWELVE MONTHS ENDED DECEMBER 1960		Class Number
	Quantities	Values (\$)	Quantities	Values (\$)	
949 GREENLAND				835	
954 ST PIERRE				5421	
990 U STATES		8137808		44998675	
SETTLERS EFFECTS		13284591		65149012	9982
1 U KINGDOM		173203		2597966	
15 GIBRALTAR				300	
19 MALTA		275		8680	
43 AUSTRIA		5374		73183	
44 BELG LUX		8216		195910	
49 DENMARK		3980		158613	
53 FINLAND		1750		68740	
54 FRANCE		13952		369177	
55 GERMANY W		124403		1642015	
59 GREECE		3950		37909	
63 ICELAND				200	
64 IRELAND		2400		30227	
67 ITALY		31536		313476	
73 NETHRLNDS		52918		1892300	
76 NORWAY		1455		47878	
78 PDRTUGAL		4470		41084	
82 SPAIN		740		6345	
85 SWEDEN		380		158947	
86 SWITZRLND		18456		188257	
246 CZECHO S				4226	
262 HUNGARY		2100		36655	
277 POLAND		6700		67587	
279 ROUMANIA		3880		8345	
287 U S S R		900		4475	
288 YUGO SLAV				13826	
316 CYPRUS				300	
329 B M E NES				425	
344 ETHIOPIA				2200	
347 IRAN		50		10885	
352 IRAQ				3880	
355 ISRAEL		7700		67690	
358 JORDAN				460	
363 LEBANON		2000		47895	
366 LIBYA		550		1475	
369 SAUD ARAB				5400	
382 TURKEY		600		24853	
385 UAR EGYPT		500		7660	
414 GHANA				3830	
415 KENYA		1400		14255	
418 NIGERIA				670	
422 RHOD NYAS		1600		10994	
425 TANGANYKA		3756		13556	
427 UN SO AFR		9970		126326	
429 B AFR NES				2492	
443 ALGERIA				6800	
449 BEL CONGO				4820	
462 FR AF NES				100	
468 LIBERIA				450	
473 MOROCCO				16543	
476 MOZAMBQUE				500	
479 PT AF NES				286	
513 CEYLON				4185	
516 HONG KONG		3983		91166	
519 INDIA		8913		75632	
524 MALAYA		1550		30871	
527 PAKISTAN		3222		48763	
529 B E I NES				2070	
545 BURMA				4588	
548 CAMB LAOS				2200	
553 CHINA COM				1300	
556 INDONESIA		1859		23051	
559 JAPAN		12611		59095	
567 PHIL		205		22813	
578 TAIWAN				800	
583 THAILAND				1315	
586 VIETNAM				966	
614 AUSTRALIA		1125		96957	
617 FIJI				580	
622 NEW ZEAL		5500		33628	
654 FR NE OCE				460	
716 B GUIANA		900		14960	
744 ARGENTINA		8200		46255	
747 BOLIVIA				1417	
752 BRAZIL		1050		91285	
755 CHILE				8750	
758 COLOMBIA				27615	
763 ECUADOR				8650	
769 PARAGUAY				300	
774 PERU				18162	
782 URUGUAY		200		10283	
785 VENEZUELA		7475		144538	
813 BAHAMAS		200		13456	
815 BERMUDA		276		34960	
817 B HOND				925	
822 BARBADOS				5820	
824 JAMAICA				44515	
826 LEEW WIND				6400	
828 TRINIDAD		6100		33070	
845 C RICA				3110	
848 CUBA				8013	
855 DOM REP				8345	

IMPORTS INTO CANADA FOR CONSUMPTION

Commodities and Countries from which Imported	MONTH OF DECEMBER 1960		TWELVE MONTHS ENDED DECEMBER 1960		Class Number
	Quantities	Values (\$)	Quantities	Values (\$)	
864 GUATEMALA				3207	
867 HAITI		500		7390	
874 MEXICO		800		42413	
876 NETH ANT		2000		16223	
879 NICARAGUA				2300	
883 PANAMA				300	
886 P RICO		1485		2232	
954 ST PIERRE				2019	
990 U STATES		1234179		21017488	
		1791497		30465907	
PRIVATE DONATIONS AND GIFTS					9984
1 U KINGDOM		15333		150308	
43 AUSTRIA		50		3757	
44 BELG LUX		2000		7764	
49 DENMARK		936		4808	
53 FINLAND				712	
54 FRANCE				12581	
55 GERMANY W		3507		36248	
59 GREECE				131	
64 IRELAND				3522	
67 ITALY		886		3134	
73 NETHRLNDS		141		16310	
76 NORWAY		1486		6590	
78 PORTUGAL				110	
82 SPAIN		100		250	
85 SWEDEN		638		2793	
86 SWITZRLND		1447		3999	
246 CZECHO S				393	
258 GERMANY E				10	
262 HUNGARY				164	
277 POLAND		50		174	
287 U S S R				123	
288 YUGO SLAV				57	
355 ISRAEL				56	
363 LEBANON				78	
382 TURKEY				25	
385 UAR EGYPT				567	
414 GHANA				20	
415 KENYA				54	
422 RHOD NYAS				930	
427 UN SO AFR				1530	
449 BEL CONGO				23	
473 MOROCCO				10	
513 CEYLON				3	
516 HONG KONG		100		4169	
519 INDIA				1313	
524 MALAYA				47	
527 PAKISTAN				336	
553 CHINA COM				5	
556 INDONESIA				40	
559 JAPAN		159		2843	
564 KOREA				40	
575 PT AS MES				2	
578 TAIWAN				56	
586 VIET NAM		135		376	
614 AUSTRALIA		459		1476	
622 NEW ZEAL		55		863	
716 B GUIANA				661	
744 ARGENTINA				3016	
752 BRAZIL				12	
755 CHILE				10	
758 COLOMBIA				15	
774 PERU				39	
777 SURINAM				5	
785 VENEZUELA				232	
813 BAHAMAS				6845	
815 BERMUDA		50		4796	
822 BARBADOS				1046	
824 JAMAICA		100		153	
826 LEEW WIND				3	
828 TRINIDAD				80	
848 CUBA				2	
874 MEXICO				175	
886 P RICO				12	
954 ST PIERRE				22	
990 U STATES		123244		829836	
		150876		1115760	
TOURIST PURCHASES DUTY FREE					9986
1 U KINGDOM		322003		4263600	
15 GIBRALTAR		449		1066	
19 MALTA		169		2429	
43 AUSTRIA		8946		117232	
44 BELG LUX		3897		48522	
49 DENMARK		18060		131480	
53 FINLAND		1878		19772	
54 FRANCE		64775		834281	
55 GERMANY W		96263		899214	
59 GREECE		3109		26185	
63 ICELAND		72		2859	
64 IRELAND		13062		142583	
67 ITALY		61927		733334	
73 NETHRLNDS		23406		324883	
76 NORWAY		4801		49054	
78 PORTUGAL		7990		53238	
82 SPAIN		7853		91659	
85 SWEDEN		5792		49861	

IMPORTS INTO CANADA FOR CONSUMPTION

Commodities and Countries from which Imported	MONTH OF DECEMBER 1960		TWELVE MONTHS ENDED DECEMBER 1960		Class Number
	Quantities	Values (\$)	Quantities	Values (\$)	
86 SWITZRLND		22178		311729	
245 BULGARIA				287	
246 CZECHO S		482		22393	
262 HUNGARY		212		3715	
277 POLAND		495		20817	
279 ROUMANIA				427	
287 U S S R		1381		11600	
288 YUGO SLAV		308		4068	
329 B M E NES				450	
347 IRAN		180		2344	
352 IRAQ				313	
355 ISRAEL		5618		89688	
358 JORDAN		66		1116	
363 LEBANON		252		6350	
366 LIBYA		32		293	
382 TURKEY		318		820	
385 UAR EGYPT		9144		105452	
386 UAR SYRIA		156		1326	
414 GHANA		49		492	
415 KENYA		419		1203	
418 NIGERIA		159		1105	
422 RHOD NYAS				593	
425 TANGANYKA		300		300	
427 UN SO AFR		744		1793	
429 B AFR NES		881		18329	
443 ALGERIA				81	
468 LIBERIA				149	
473 MOROCCO		529		2657	
513 CEYLON		297		1297	
516 HONG KONG		26030		242243	
519 INDIA		3397		25941	
524 MALAYA		227		1234	
527 PAKISTAN		120		3135	
548 CAMB LAOS				165	
553 CHINA COM				445	
559 JAPAN		22138		299671	
564 KOREA				285	
567 PHIL				277	
578 TAIWAN				5639	
583 THAILAND		292		1320	
586 VIET NAM		665		3984	
614 AUSTRALIA		1944		34003	
617 FIJI		358		1721	
622 NEW ZEAL		388		9309	
654 FR NE OCE		54		180	
716 B GUIANA				1282	
744 ARGENTINA		1625		12404	
747 BOLIVIA		488		2543	
752 BRAZIL		2691		29567	
755 CHILE				1600	
758 COLOMBIA		200		2480	
763 ECUADOR				393	
774 PERU		1542		19375	
777 SURINAM				50	
782 URUGUAY				785	
785 VENEZUELA		324		9246	
813 BAHAMAS		14138		179693	
815 BERMUDA		14386		360339	
822 BARBADOS		7234		74732	
824 JAMAICA		15847		260667	
826 LEEW WIND		100		5536	
828 TRINIDAD		775		17401	
845 C RICA				183	
848 CUBA		828		13401	
855 DOM REP		130		239	
862 FR W IND				50	
864 GUATEMALA		360		2464	
867 HAITI		854		28673	
874 MEXICO		28489		449646	
876 NETH ANT		59		25575	
879 NICARAGUA				320	
883 PANAMA		694		10414	
886 P RICO		1655		28762	
887 VIRGIN IS		1818		9861	
949 GREENLAND		1087		12449	
954 ST PIERRE		386		62562	
990 U STATES		4333703		70855981	
		5173678		81510664	
IMPORTS FOR EXHIB	COMPETITION				9988
1	U KINGDOM		105575	1747384	
54	FRANCE			91325	
55	GERMANY W			207222	
67	ITALY		18435	263395	
73	NETHRLNDS			7833363	
82	SPAIN			17000	
85	SWEDEN			2000	
86	SWITZRLND			85377	
245	BULGARIA			1000	
246	CZECHO S		10000	70468	
287	U S S R			276150	
288	YUGO SLAV			35000	
363	LEBANON			1200	
427	UN SO AFR			30776	
559	JAPAN			74448	
614	AUSTRALIA			3076	
752	BRAZIL			20000	

IMPORTS INTO CANADA FOR CONSUMPTION

Commodities and Countries from which Imported	MONTH OF DECEMBER 1960		TWELVE MONTHS ENDED DECEMBER 1960		Class Number
	Quantities	Values (\$)	Quantities	Values (\$)	
774 PERU				4800	
826 LEEW WIND				22256	
874 MEXICO				376546	
883 PANAMA				15000	
990 U STATES		1177216		9856367	
		1311226		21034153	
MOTION PICT FILM NOT SOLD EXP	FT				9990
1 U KINGDOM	123966	9813	437382	30724	
44 BELG LUX			73324	2645	
54 FRANCE	140226	11218	612059	42040	
55 GERMANY W			17527	1634	
73 NETHRLNDS			600	744	
85 SWEDEN			590	165	
385 UAR EGYPT	16291	1000	158931	17900	
449 BEL CONGO	23099	2500	23099	2500	
559 JAPAN			5000	320	
614 AUSTRALIA			22899	1622	
815 BERMUDA	1200	80	4900	320	
822 BARBADOS			1300	327	
874 MEXICO			350	900	
954 ST PIERRE	6627	300	133045	14514	
990 U STATES	2029756	158740	11841454	1524394	
	2341165	183651	13332460	1640749	
PHOTO FILM PLATES NOT SOLD EXP					9992
1 U KINGDOM		146		5678	
54 FRANCE		82		972	
73 NETHRLNDS				385	
385 UAR EGYPT				2000	
815 BERMUDA				100	
822 TRINIDAD				1014	
990 U STATES		1601		64058	
		1829		74207	

Value, Price and Volume Indexes of Imports for Consumption

The following table gives index numbers of the declared (statistical) value of imports for consumption by months, and of the unit value (price) and volume of these imports. The value index expresses the value of imports in a given month as a percentage of the monthly average in the base year. The price index is of the fixed-weight aggregative (Laspeyres) type, and combines unit values calculated from the monthly import statistics with specified wholesale or other price quotations. These latter quotations are used where inadequate quantity reporting or insufficiently homogeneous items in the trade statistics prevent the obtaining of sufficiently representative unit value series. The volume index is derived by dividing the value index by the corresponding price index, and is, therefore, of the currently-weighted (Paasche) type. These indexes are computed with 1948 as an interim reference base pending conversion to the Bureau's official post-war reference base (1949).

In computing the price index certain adjustments were made to the regular grouping of commodities used in the trade statistics, and all three indexes are presented on the basis of these adjusted groups. The chief adjustments are as follows: the two groups "agricultural and vegetable products" and "animals and animal products" have been combined into one group now titled "agricultural and animal products"; the sub-group "rubber and its products" (1678-1732) and the item "advertising matter" (4291) have been transferred to the "miscellaneous products" group; three "ships" items (9155-57) have been transferred to the "iron and steel and their products" group; and a few other adjustments designed to improve group classification by component material have been made. Beginning with statistics for January, 1960, the trade totals used for the purpose of all three indexes are also adjusted for "Special Transactions - Non-Trade" as described in the blue pages of the January, 1960, issue of this report. It should be noted that the item "arms, etc., British or N.A.T.O. countries" (9196) was already being deducted for index purposes from the "miscellaneous products" group and from the grand total prior to January, 1960.

These indexes are currently computed from the original data for months, quarters and calendar years. Approximate indexes for other periods may be obtained by averaging the monthly values. Although such indexes will be less accurate than would result from a separate computation based on the original data, the margin of error is insufficient to necessitate a lengthy separate computation.

A complete record of these series by months for the post-war period is published in issues of Volume I of the annual report "Trade of Canada". Some additional commodity information appears in issues of the "Review of Foreign Trade". Details of the computation of the price indexes are given in D.B.S. Reference Paper, No. 8, 1950, titled "Export and Import Price Indexes by Months, July, 1945 - June, 1950 (1948 = 100)".

MONTHLY INDEX NUMBERS OF DECLARED VALUES, PRICES AND PHYSICAL VOLUME OF IMPORTS FOR CONSUMPTION, BY GROUPS

Interim base, 1948 = 100

Month	Total			Agricultural and Animal Products			Fibres and Textiles			Wood Products and Paper			
	1958	1959	1960	1958	1959	1960	1958	1959	1960	1958	1959	1960	
INDEX OF DECLARED VALUES													
1	January	178.4	184.8	183.1	148.9	153.2	131.0	111.0	111.0	121.3	292.9	316.5	321.1
2	February	164.1	174.9	207.5	133.7	133.0	149.7	101.7	109.0	134.8	289.0	355.2	396.2
3	March	191.9	198.3	217.2	151.6	152.0	159.8	120.1	111.2	134.9	357.1	344.2	385.9
4	April	200.2	237.2	218.6	181.8	187.5	187.0	120.8	135.0	126.0	298.0	374.9	347.8
5	May	217.2	231.9	236.5	209.4	216.6	215.5	115.1	131.2	134.8	313.3	356.4	384.4
6	June	200.0	234.9	223.0	181.6	191.7	193.9	106.4	125.4	126.5	330.2	383.9	382.9
7	July	191.2	219.3	194.2	170.5	176.1	162.2	109.3	118.5	122.1	315.1	350.1	332.4
8	August	169.8	195.9	203.8	177.2	169.6	179.1	102.3	113.9	127.6	307.4	406.0	368.9
9	September	187.1	205.6	195.9	164.7	190.6	167.7	95.4	117.2	105.6	339.3	421.7	370.7
10	October	220.6	220.2	205.0	222.8	201.8	200.8	118.7	118.0	110.7	375.1	423.5	380.1
11	November	203.8	220.1	235.3	204.1	225.0	249.1	117.2	128.3	129.6	328.4	391.4	374.0
12	December	190.5	201.8	197.1	186.4	198.3	208.4	107.7	119.2	110.0	313.7	353.6	322.6
AI	Annual Index	192.9	210.4	209.8	177.7	182.9	183.7	110.5	119.8	123.7	321.6	373.1	363.9
INDEX OF PRICES													
1	January	119.3	114.9	114.8	101.7	91.4	88.8	95.1	83.7	87.6	139.8	140.0	140.0
2	February	119.1	115.8	114.7	101.6	91.2	88.9	95.6	83.8	87.3	139.2	140.5	140.1
3	March	118.6	115.7	114.1	101.8	93.7	89.8	93.9	83.4	87.3	138.8	140.2	140.4
4	April	117.5	115.0	116.0	102.8	92.4	91.6	89.1	79.9	86.4	138.4	140.0	141.3
5	May	116.7	114.7	116.8	103.6	93.4	90.4	84.3	80.6	87.0	138.1	139.7	142.4
6	June	115.3	114.7	118.1	101.3	93.4	93.0	83.7	81.0	88.0	137.5	139.6	142.6
7	July	114.8	114.2	117.6	101.3	91.7	91.3	82.3	80.5	88.7	138.4	139.7	142.9
8	August	115.3	114.1	116.6	102.0	91.1	92.1	82.2	82.3	88.6	138.3	139.5	143.1
9	September	116.3	113.8	117.0	101.2	92.5	92.9	83.9	82.6	89.0	139.3	139.3	143.1
10	October	116.7	113.5	116.7	104.1	93.2	93.9	83.0	81.7	89.4	139.0	138.8	143.5
11	November	115.8	113.5	116.1 ^r	99.2	90.4	93.8 ^r	81.8	83.4	89.7	139.4	139.2	143.4
12	December	114.8	114.2	116.5	93.7	89.1	92.8	83.0	85.5	91.1	138.4	139.4	143.9
AI	Annual Index	116.5	114.4	116.3	100.3	91.3	91.6	86.6	82.3	88.3	138.7	139.7	142.2
INDEX OF PHYSICAL VOLUME													
1	January	149.5	160.8	159.5	146.4	167.6	147.5	116.7	132.6	138.5	209.5	226.1	229.4
2	February	137.8	151.0	180.9	131.6	145.8	168.4	106.4	130.1	154.4	207.6	252.8	282.8
3	March	161.8	171.4	190.4	148.9	162.2	178.0	127.9	133.3	154.5	257.3	245.5	274.9
4	April	170.4	206.3	188.4	176.8	202.9	204.1	135.6	169.0	145.8	215.3	267.8	246.1
5	May	186.1	202.2	202.5	202.1	231.9	238.4	136.5	162.8	154.9	226.9	255.1	269.9
6	June	173.5	204.8	188.8	179.3	205.2	208.5	127.1	154.8	143.8	240.1	275.0	268.5
7	July	166.6	192.0	165.1	168.3	192.0	177.7	132.8	147.2	137.7	227.7	250.6	232.6
8	August	147.3	171.7	174.8	173.7	186.2	194.5	124.5	138.4	144.0	222.3	291.0	257.8
9	September	160.9	180.7	167.4	162.7	206.1	180.5	113.7	141.9	118.7	243.6	302.7	259.0
10	October	189.0	194.0	175.7	214.0	216.5	213.8	143.0	144.4	123.8	269.9	305.1	264.9
11	November	176.0	193.9	202.7 ^r	205.7	248.9	265.6 ^r	143.3	153.8	144.5 ^r	235.6	281.2	260.8
12	December	165.9	176.7	169.2	198.9	222.6	224.6	129.8	139.4	120.7	226.7	253.7	224.2
AI	Annual Index	165.6	183.9	180.4	177.2	200.3	200.5	127.6	145.6	140.1	231.9	267.1	255.9

r - revised

MONTHLY INDEX NUMBERS OF DECLARED VALUES, PRICES AND PHYSICAL VOLUME OF IMPORTS FOR CONSUMPTION, BY GROUPS

Interim base, 1948 = 100

Iron and Steel and their Products			Non-Ferrous Metals and their Products			Non-Metallic Minerals and their Products			Chemicals and Fertilizers			Miscellaneous Products			
1958	1959	1960	1958	1959	1960	1958	1959	1960	1958	1959	1960	1958	1959	1960	
INDEX OF DECLARED VALUES															
223.5	238.0	249.6	259.5	249.2	264.5	101.1	104.8	93.6	210.1	225.1	230.1	348.8	346.8	309.3	1
203.3	220.7	281.5	251.2	245.5	299.8	94.5	94.9	91.8	195.9	240.6	253.7	311.9	333.6	418.5	2
253.0	264.7	300.3	279.6	287.7	323.2	90.3	100.3	97.3	238.1	280.8	284.5	375.7	367.8	391.3	3
268.1	331.1	296.2	281.2	326.9	295.1	87.7	102.0	89.9	263.3	297.6	299.1	375.5	490.1	458.6	4
274.7	313.7	312.5	314.6	285.3	330.6	116.2	115.3	111.8	284.5	304.4	322.2	406.3	398.7	422.9	5
248.8	325.2	289.9	313.2	340.5	302.9	111.7	112.5	115.1	269.2	308.2	322.3	354.8	411.1	396.1	6
226.1	298.4	239.8	281.0	300.7	270.5	127.9	122.4	113.2	236.0	260.6	256.7	341.8	390.8	365.3	7
181.1	217.3	221.8	249.7	374.2	338.9	111.9	121.3	131.3	227.5	255.6	287.1	304.1	331.1	383.7	8
220.5	233.7	219.0	285.7	315.6	317.1	125.5	131.9	126.8	241.6	264.2	288.2	337.0	358.1	382.3	9
253.6	260.6	237.1	317.7	339.4	310.5	138.9	132.8	114.6	277.6	310.0	294.1	414.6	377.2	394.4	10
241.1	249.1	267.1	309.8	326.2	340.5	119.9	131.3	129.2	266.4	313.4	328.3	348.2	382.2	490.8	11
231.5	242.8	219.8	253.8	288.3	266.3	119.0	119.0	105.9	230.3	248.5	266.5	331.8	343.5	468.9	12
235.4	266.3	261.2	283.1	306.6	305.0	112.1	115.7	110.0	245.0	275.7	286.1	354.2	377.6	406.8	AI
INDEX OF PRICES															
145.2	144.9	144.6	134.1	134.2	136.7	108.9	103.4	99.1	112.6	112.6	110.0	110.1	111.0	125.1	1
144.7	147.1	144.2	135.9	135.2	137.4	107.8	104.4	98.9	113.4	111.1	110.0	109.7	111.7	125.9	2
144.4	146.1	144.1	133.8	135.2	136.9	108.0	103.4	96.3	112.4	111.2	109.6	109.2	112.4	125.0	3
143.1	145.2	145.9	129.3	135.1	138.4	108.6	104.8	100.7	111.5	111.8	110.5	108.0	111.6	126.2	4
142.4	144.7	147.8	131.9	135.1	139.7	108.0	102.3	100.5	111.1	112.4	111.7	106.2	113.8	128.6	5
141.6	143.8	148.7	131.3	134.7	139.8	105.3	103.2	102.1	111.9	110.9	112.2	105.5	114.7	131.8	6
141.2	143.5	148.1	131.6	135.4	137.8	104.9	101.9	101.5	112.4	111.2	113.5	102.4	118.0	132.0	7
141.9	143.2	146.4	132.7	135.1	138.0	104.9	101.6	99.2	112.3	110.9	113.3	103.9	118.1	130.7	8
143.7	142.8	146.8	133.8	134.5	137.6	105.4	99.6	100.8	114.2	111.4	112.8	105.5	118.8	127.0	9
143.6	142.4	147.5	133.9	134.9	139.5	106.3	98.6	98.3	113.3	109.6	113.4	105.3	119.6	121.3	10
143.3	143.4	146.2	131.9	135.3	138.2	106.8	98.2	98.0r	111.7	110.0	112.3	107.7	120.2	120.1	11
142.9	143.6	148.3	132.8	135.6	138.6	105.7	99.7	97.4	110.5	109.9	113.5	109.2	122.5	117.5	12
143.1	144.2	146.6	132.8	135.1	138.2	106.5	101.8	99.0	112.7	110.9	111.9	106.9	116.3	125.9	AI
INDEX OF PHYSICAL VOLUME															
153.9	164.3	172.6	193.5	185.7	193.5	92.8	101.4	94.5	186.6	199.9	209.2	316.8	312.4	247.2	1
140.5	150.0	195.2	184.8	181.6	218.2	87.7	90.9	92.8	172.8	216.6	230.6	284.3	298.7	332.4	2
175.2	181.2	208.4	209.0	212.8	236.1	83.6	97.0	101.0	211.8	252.5	259.6	344.0	327.2	313.0	3
187.4	228.0	203.0	217.5	242.0	213.2	80.8	97.3	89.3	236.1	266.2	270.7	347.7	439.2	363.4	4
192.9	216.8	211.4	238.5	211.2	236.6	107.6	112.7	111.2	256.1	270.8	288.5	382.6	350.4	328.8	5
175.7	226.1	195.0	238.5	252.8	216.7	106.1	109.0	112.7	240.6	277.9	287.3	336.3	358.4	300.5	6
160.1	207.9	161.9	213.5	222.1	196.3	121.9	120.1	111.5	210.0	234.4	226.2	333.8	331.2	276.7	7
127.6	151.7	151.5	188.2	277.0	245.6	106.7	119.4	132.4	202.6	230.5	253.4	292.7	280.4	293.6	8
153.4	163.7	149.2	213.5	234.6	230.5	119.1	132.4	125.8	211.6	237.2	255.5	319.4	301.4	301.0	9
176.6	183.0	160.7	237.3	251.6	222.6	130.7	134.7	116.6	245.0	282.8	259.3	393.7	315.4	325.1	10
168.2	173.7	182.7	234.9	241.1	246.4	112.3	133.7	131.8r	238.5	284.9	292.3	323.3	318.0	408.7	11
162.0	169.1	148.2	191.1	212.6	192.1	112.6	119.4	108.7	208.4	226.1	234.8	303.8	280.4	399.1	12
164.5	184.7	178.2	213.2	226.9	220.7	105.3	113.7	111.1	217.4	248.6	255.7	331.3	324.7	323.1	AI



STATISTICS CANADA LIBRARY
BIBLIOTHÈQUE STATISTIQUE CANADA



1010492915

