

52.

Title:

TRADE OF CANADA IMPORTS
MONTHLY TRADE REPORTS.

Date:

Jan.-Mar. 1961.

Binding:

Blue buckram (B-5)
Gold lettering.

CATALOGUE No:

65-007

MONTHLY



CANADA

TRADE OF CANADA

IMPORTS

JANUARY, 1961

DOMINION BUREAU OF STATISTICS

International Trade Division

External Trade Section

COUNTRY AND IMPORT STATISTICAL CLASSIFICATION CHANGES EFFECTIVE JANUARY 1, 1961

CHANGES IN CLASSIFICATION OF COUNTRIES

<u>Code</u>	<u>Country</u>	<u>Inclusions and Exclusions</u>
323	Qatar	Until Jan.1, 1960, trade with Qatar was included with Saudi Arabia. From Jan.1 to Dec.31, 1960, trade with Qatar was included with British Middle East n.e.s. Comparative statistics for 1960 published in 1961 reports will be adjusted to show Qatar separately.
329	British Middle East n.e.s. .	Includes trade with Aden (classified separately until Jan.1, 1960), and the Trucial States (included with Saudi Arabia until Jan.1, 1960). From Jan.1, 1961, excludes trade with former British Somaliland (now included with Somalia) and Qatar.
344	Ethiopia	
374	Somalia	From Jan.1, 1961, includes trade with former British Somaliland (formerly included in British Middle East n.e.s.).
377	Sudan	
449	Congo	Includes trade with Ruanda-Urundi.

CHANGES IN IMPORT STATISTICAL CLASSIFICATION

NEW CLASSES:

<u>Class Number</u>	<u>Reading</u>	<u>Unit of Quantity</u>	<u>Ex Class Number</u>
22	Cherries, sour	Lb.	4
23	Cherries n.o.p.	Lb.	4
24	Grapes, Vitis labrusca	Lb.	7
25	Grapes n.o.p.	Lb.	7
29	Blueberries	Lb.	18
30	Raspberries	Lb.	18
109	Onions, green, including shallots	Lb.	122
110	Corn, fresh	Lb.	128
113	Brussels sprouts	Lb.	128
129	Parsnips	Lb.	128
130	Peppers	Lb.	128

CHANGES IN IMPORT STATISTICAL CLASSIFICATION, EFFECTIVE JANUARY 1, 1961 (continued)

NEW CLASSES: (continued)

<u>Class Number</u>	<u>Reading</u>	<u>Unit of Quantity</u>	<u>Ex Class Number</u>
1695	Waterproof rubber footwear	Pair	1703
1696	Rubber footwear n.o.p.	Pair	1703
3577	Bedspreads, textile	No.	3094, 3173, 3392
3900	Underwear made from woven fabrics	No.	Various
3906	Underwear n.o.p.	No.	Various
3909	Sleepwear	No.	Various
3910	Bathing suits, except knitted	No.	Various
3911	Blouses, cotton, except knitted	No.	3068
3912	Blouses, except knitted n.o.p.	No.	3162, 3248, 3324, 3383
3913	Overcoats and windbreakers	No.	Various
3914	Dresses and jumpers, cotton, except knitted ...	No.	3068, 3069
3915	Dresses and jumpers, synthetic fibres, except knitted	No.	3383, 3384
3916	Dresses and jumpers, except knitted n.o.p.	No.	3162, 3247, 3324
3917	Jackets, separate	No.	Various
3918	Overalls	No.	1705, 3068, 3070, 3383
3919	Pants and breeches, men's and boys', wool	No.	3326
3920	Pants and breeches, men's and boys', cotton ...	No.	3068, 3070
3921	Pants and breeches, men's and boys' n.o.p.	No.	1705, 2235 3162, 3383
3922	Raincoats, textile, coated or impregnated	No.	Various
3923	Raincoats n.o.p.	No.	1714, 8950
3924	Shirts, cotton, except knitted	No.	3066, 3070
3925	Shirts, synthetic fibres, except knitted	No.	3383
3926	Shirts, except knitted n.o.p.	No.	3162, 3246, 3248, 3325
3927	Shorts, outerwear, except knitted	No.	3068, 3162, 3383
3928	Skirts, except knitted	No.	Various
3929	Suits, fine, slack and sport, except knitted ..	No.	Various
3930	Outerwear sets, women's and girls', except knitted	No.	Various
3939	Outerwear, except knitted n.o.p.	No.	Various
3940	Suits and dresses, knitted	No.	Various
3941	Sweaters and cardigans, knitted, wool	No.	3327, 3328, 3329
3942	Sweaters and cardigans, knitted, synthetic fibres	No.	3386, 3387, 3388
3943	Sweaters and cardigans, knitted n.o.p.	No.	3072, 3073, 3074, 3514
3944	Shirts and sweatshirts, knitted	No.	Various
3949	Outerwear, knitted n.o.p.	No.	Various
3950	Hosiery, men's and boys', wool	Doz.Pr.	3322
3951	Hosiery, men's and boys', synthetic fibres	Doz.Pr.	3378, 3379
3952	Hosiery, men's and boys' n.o.p.	Doz.Pr.	3063
3953	Women's full length hosiery, seamless or full-fashioned	Doz.Pr.	3062, 3322, 3376, 3379

CHANGES IN IMPORT STATISTICAL CLASSIFICATION, EFFECTIVE JANUARY 1, 1961 (continued)

NEW CLASSES: (continued)

<u>Class Number</u>	<u>Reading</u>	<u>Unit of Quantity</u>	<u>Ex Class Number</u>
3954	Hosiery, women's and girls' n.o.p.	Doz.Pr.	3062, 3322, 3376, 3379
3959	Hosiery, children's and infants'	Doz.Pr.	3062, 3322, 3379
3960	Hats, women's	Doz.	3517, 3519, 3520, 3521
3969	Headwear n.o.p.	Doz.	Various
3970	Gloves and mittens, knitted	Doz.Pr.	3064, 3320, 3380, 3515
3971	Gloves and mittens, woven, synthetic fibres ...	Doz.Pr.	3380
3972	Gloves and mittens, woven n.o.p.	Doz.Pr.	3064, 3320, 3515
3973	Gloves and mittens, leather	Doz.Pr.	2236, 2237
3974	Gloves, rubber	Doz.Pr.	1706
3979	Gloves, work and special purpose n.o.p.	Doz.Pr.	2236, 3064, 3515
3980	Fur goods, apparel	No.	2181
3987	Safety helmets	No.	3522, 9207
3988	Safety helmet parts	§	3522, 9207
3989	Miscellaneous apparel n.o.p.	No.	Various
3990	Handkerchiefs, cotton	Doz.	3091
3991	Handkerchiefs, textile n.o.p.	Doz.	3175, 3251, 3391
3992	Foundation garments	No.	3510
3993	Handbags, billfolds, wallets and coin purses ..	Doz.	9077, 9145
3994	Umbrellas, parasols and parts	Doz.	5692, 5714, 6237, 9088
3999 ✓	Apparel accessories n.o.p.	§	Various
4168	Hardboard	Lb.	4169
5108	Plates, stainless steel (including carbon steel clad with stainless)	Cwt.	5105-
5109	Plates, alloy steel n.o.p., except stainless ..	Cwt.	5105
5119	Carbon steel, hot rolled, for pipes, over 60 inches in width	Cwt.	5121
5120	Carbon steel, hot rolled, for pipes and tubes, over 15 3/8 inches to 60 inches in width	Cwt.	5121
5144	Sheet and strip, stainless steel (including carbon steel clad with stainless)	Cwt.	5143
5145	Sheet and strip, alloy steel n.o.p.	Cwt.	5143
5152	Bearing pile, carbon steel	Cwt.	5151
5153	Wide flange beams, carbon steel n.o.p.	Cwt.	5151
5156	Structural shapes, carbon steel, large sizes n.o.p.	Cwt.	5155
5157	Structural shapes, carbon steel, intermediate sizes n.o.p.	Cwt.	5155
5507	Typewriters, electric	No.	5505
5508	Typewriters, portable	No.	5505
5509	Typewriters, standard, non-electric	No.	5505
6148	Television picture tubes	No.	6167
7020	Brick, building, glazed	M	7021
7035	Floor and wall tiles, earthenware (ceramic) ...	Sq.Ft.	7032, 7034

CHANGES IN IMPORT STATISTICAL CLASSIFICATION, EFFECTIVE JANUARY 1, 1961 (continued)

NEW CLASSES: (concluded)

<u>Class Number</u>	<u>Reading</u>	<u>Unit of Quantity</u>	<u>Ex Class Number</u>
7078	Glass bulbs for electronic tubes and television picture tubes	‡	6176
7118	Vacuum bottles and jugs, and complete parts ...	No.	5714, 6015, 6082, 7082, 8950
7228	Portland cement, standard	Cwt.	7225
7229	Cement, white	Cwt.	7225
7230	Cement n.o.p.	Cwt.	7225
7310	Floor and wall tiles, vinyl or vinyl-asbestos .	Sq.Ft.	8950
7311	Floor and wall tiles, asphalt	Sq.Ft.	7303
7312	Floor and wall tiles n.o.p., except ceramic, metal or wood	Sq.Ft.	1726, 3485, 8900, 8950
7315	Acoustic and ceiling tiles, except ceramic, metal or wood	Sq.Ft.	4169, 7301
9000	Gloves and protective headgear, athletic n.c.p.	‡	2236, 3064, 3515, 3517, 3521
9048	Waterproof plastic footwear	Pair	9060
9049	Elastic hosiery	Doz.Pr.	3244

CHANGES IN UNIT OF QUANTITY:

<u>Class Number</u>	<u>Unit of Quantity Changed to</u>	<u>Class Number</u>	<u>Unit of Quantity Changed to</u>
3	Lb.	2294	Cwt.
12	Lb.	2295	Cwt.
13	Lb.	2297	Cwt.
20	Lb.	2299	Cwt.
124	Lb.	2300	Cwt.
125	Lb.	2302	Cwt.
1759	Lb.	2303	Cwt.
2288	Cwt.	2307	Cwt.
2289	Cwt.	2308	Cwt.
2293	Cwt.		

CHANGES IN READING:

<u>Class Number</u>	<u>Reading</u>
3	Add "and plantains"
11	Delete "honeydew melons"
121	Change to "Mushrooms, fresh"
122	Change to "Onions n.o.p., including onion sets"
1726	Change to "Flooring and wall covering of rubber"
2181	Change to "Manufactures of fur n.o.p."
2245	Delete "including watch straps"

CHANGES IN IMPORT STATISTICAL CLASSIFICATION, EFFECTIVE JANUARY 1, 1961 (continued)CHANGES IN READING: (concluded)Class
Number

3094 Delete "and counterpanes"
 3173 Delete "diapers" and "counterpanes"
 4234 Change to "Facial tissue stock, wadding stock and similar
 absorbent tissue n.o.p."
 5159 Delete "n.o.p."
 7021 Add "n.o.p."
 7032 Delete "earthenware or"
 9055 Delete "and fans"
 9077 Delete "Pocketbooks", "purses, reticules" and "card cases"
 9257 Change to "Pencils, black or coloured lead n.o.p."

CLASSES DELETED:Former Class
NumberIncluded in

2	20
4	22, 23
7	24, 25
8	3, 20
1703	1695, 1696
1705	1695, 3906, 3918, 3921, 3922, 3939, 3969, 3989
1706	3974
1714	3923
2235	3913, 3917, 3921, 3939
2236	3973, 3979, 9000
2237	3973
3062	3953, 3954, 3959
3063	3952
3064	3970, 3972, 3979, 9000
3066	3924
3067	3906
3068	3900, 3909, 3910, 3911, 3913, 3914, 3917, 3918, 3920, 3927, 3928, 3929, 3930, 3939, 3989, 3999
3069	3914
3070	3918, 3920, 3924
3071	3922
3072	3909, 3940, 3943, 3944, 3949, 3999
3073	3906, 3909, 3940, 3943, 3944, 3949
3074	3909, 3940, 3943, 3944, 3949, 3999
3091	3990
3162	3900, 3909, 3910, 3912, 3916, 3917, 3921, 3922, 3926, 3927, 3928, 3930, 3939, 3999
3175	3991
3244	9049
3246	3900, 3909, 3910, 3926, 3929, 3939, 3969, 3999
3247	3916
3248	3900, 3909, 3910, 3912, 3926, 3928, 3929, 3930, 3939, 3969, 3999

CHANGES IN IMPORT STATISTICAL CLASSIFICATION, EFFECTIVE JANUARY 1, 1961 (concluded)

<u>Former Class Number</u>	<u>Included in</u>
3251	3991
3320	3970, 3972
3321	3939, 3949
3322	3950, 3953, 3954, 3959
3323	3906
3324	3909, 3910, 3912, 3913, 3916, 3917, 3922, 3928, 3929, 3930, 3939, 3969, 3999
3325	3900, 3909, 3910, 3913, 3926, 3939, 3999
3326	3913, 3917, 3919, 3922, 3929, 3939
3327	3909, 3940, 3941, 3944, 3949, 3969, 3999
3328	3906, 3909, 3940, 3941, 3944, 3949, 3969, 3999
3329	3909, 3940, 3941, 3944, 3949, 3999
3376	3953, 3954
3378	3951
3379	3951, 3953, 3954, 3959
3380	3970, 3971
3383	3900, 3909, 3910, 3912, 3913, 3915, 3917, 3918, 3921, 3922, 3925, 3927, 3928, 3929, 3930, 3939, 3969, 3989, 3999
3384	3915
3385	3906
3386	3909, 3940, 3942, 3944, 3949, 3999
3387	3906, 3909, 3940, 3942, 3944, 3949, 3969, 3999
3388	3909, 3940, 3942, 3944, 3949, 3999
3391	3991
3510	3992
3511	3999
3512 (Church vestments)	3989
	(materials for C.V.) to be classified by material
3514	3906, 3909, 3940, 3943, 3944, 3949
3515	3970, 3972, 3979, 3989, 9000
3516	3969
3517	3960, 3969, 9000
3518	3969
3519	3960, 3969
3520	3960
3521	3960, 3969, 9000
3522	3987, 3988
4125	3999
5105	5108, 5109
5121	5119, 5120
5143	5144, 5145
5151	5152, 5153
5155	5156, 5157
5165	to be classified by material
5505	5507, 5508, 5509, 5576
6237	3994, 3999
7225	7228, 7229, 7230
7303	7311
9056	3999
9058	3999
9088	3994

IMPORTS

1961
ImportChanges affecting Previous Reports
Cumulative Totals adjusted in Volume III of the
Annual Report of Canada for 1960

List No. 1

MONTH OF APRIL, 1960

Class Number

7153 - Deduct from Br. Middle East n.e.s.	218,443 bb1.	\$ 429,884
7153 - Add to Qatar	218,443 bb1.	\$ 429,884

MONTH OF MAY, 1960

Class Number

7153 - Deduct from Br. Middle East n.e.s.	293,531 bb1.	\$ 580,891
7153 - Add to Qatar	293,531 bb1.	\$ 580,891

MONTH OF JUNE, 1960

Class Number

7153 - Deduct from Br. Middle East n.e.s.	398,104 bb1.	\$ 798,496
7153 - Add to Qatar	398,104 bb1.	\$ 798,496

MONTH OF JULY, 1960

Class Number

7153 - Deduct from Br. Middle East n.e.s.	887,565 bb1.	\$1,793,512
7153 - Add to Qatar	887,565 bb1.	\$1,793,512

MONTH OF AUGUST, 1960

Class Number

7153 - Deduct from Br. Middle East n.e.s.	652,030 bb1.	\$1,308,705
7153 - Add to Qatar	652,030 bb1.	\$1,308,705

MONTH OF SEPTEMBER, 1960

Class Number

7153 - Deduct from Br. Middle East n.e.s.	144,910 bb1.	\$ 292,335
7153 - Add to Qatar	144,910 bb1.	\$ 292,335

MONTH OF OCTOBER, 1960

Class Number

7153 - Deduct from Br. Middle East n.e.s.	632,224 bb1.	\$1,195,900
7153 - Add to Qatar	632,224 bb1.	\$1,195,900

MONTH OF NOVEMBER, 1960

Class Number

7153 - Deduct from Br. Middle East n.e.s.	386,428 bb1.	\$ 739,266
7153 - Add to Qatar	386,428 bb1.	\$ 739,266

MONTH OF DECEMBER, 1960

Class Number

7153 - Deduct from Br. Middle East n.e.s.	675,012 bb1.	\$1,295,040
7153 - Add to Qatar	675,012 bb1.	\$1,295,040

DOMINION BUREAU OF STATISTICS

International Trade Division

External Trade Section

TRADE OF CANADA

IMPORTS

JANUARY, 1961

Published by Authority of
The Honourable George Hees, Minister of Trade and Commerce

7502-505—11

Price \$7.50 a year
Single copies 75 cents

Vol. 18, No. 1

TABLE OF CONTENTS

	Page
EXPLANATORY NOTES	2
KEY TO ABBREVIATIONS OF COUNTRIES	3
SUMMARY TABLES:	
Imports by Countries	4
Imports by Main Groups	7
DETAILED TABLES:	
Imports by Commodities and Countries:	
Agricultural and Vegetable Products (except Chemicals, Fibres and Wood):	Class Number
A – Mainly Food	1 to 390
B – Other than Food	1501 to 1846
Animals and Animal Products (except Chemicals and Fibres)	2012 to 2347
Fibres, Textiles and Textile Products	3001 to 3999
Wood, Wood Products and Paper	4002 to 4311
Iron and Its Products	5001 to 5894
Non-Ferrous Metals and Their Products (except Gold).....	6001 to 6325
Non-Metallic Minerals and Their Products (except Chemicals).....	7001 to 7315
Chemicals and Allied Products	8001 to 8950
Miscellaneous Commodities	9000 to 9275
Special Transactions – Non-Trade	9905 to 9992

VALUE, PRICE AND VOLUME INDEXES at end of report.

EXPLANATORY NOTES

1. **Source of Data.** Statistics of imports are based upon the declarations of importers (import entries) as subsequently checked by customs officials.
2. **Valuation.** The value of goods imported is usually the value as determined for customs duty purposes. In most cases this corresponds to the value shown on the invoice accompanying the goods, converted to Canadian dollars at authorized exchange rates (usually the commercial rate prevailing at the date on which the goods were actually despatched to Canada), and excluding such charges as freight, insurance, handling and taxes. In effect, therefore, import values are taken f.o.b. point of shipment in the country of export.

Effective with statistics for January, 1959, the statistical value of imports on which dumping duty has been collected is considered to be the value of the goods as declared by the importer (i.e. the value for duty less the amount of dumping duty). This change in procedure is to conform with the principle that trade statistics should show, whenever possible, the actual amount paid for imports. Previously the statistical value of such imports was considered to be the value for duty.

3. **Units of Quantity.** Weight, where shown, is the net weight of the goods, excluding the weight of such packing as is required for shipment, except in certain special cases otherwise defined in the Customs Tariff. The expression "ton" means 2,000 pounds, and "cwt." 100 pounds, avoirdupois. Where other units of quantity are used, Imperial standards apply.

In this report are statistical classes such as "lawn mowers, power, and parts" which show a quantity in "number" and a value. In these classes the "number" refers only to the number of substantially complete units imported, while the value includes also the value of any parts of the commodity imported. For such classes the average value per unit cannot be ascertained.

4. **Coverage.** Statistics of imports include substantially all goods which enter Canada and are cleared by customs officials for domestic sale or use. The series therefore includes goods which are cleared by customs immediately on entry into the country, and goods cleared out of customs warehouses; but excludes goods placed in customs warehouses on entering the country. The technical phrase "Imports entered for consumption" which is sometimes used to describe Canadian import statistics does not imply that all imports will actually be consumed in Canada, but only that they are free to be so consumed without further customs formalities.
5. **Exclusions.** Import statistics exclude gold, but include gold products where the value of the gold content is less than 80% of the value of the commodity. A small amount of gold scrap in the form of jewellers' sweepings is also included. Other important exclusions are goods for the use of United States forces stationed at treaty bases in Canada, ships of British construction and registry imported for use in Canada, ships purchased for use in foreign trade, bunker supplies and ships' stores purchased by Canadian vessels abroad, temporary imports for exhibition or competition, Canadian-owned military equipment returned to Canada, and, from January 1, 1960, goods imported for foreign armed forces or diplomats stationed in Canada, settlers' effects, private donations and gifts, and tourist purchases exempt from duty (see blue pages of the January, 1960, issue of this report).
6. **Countries Credited.** Imports are usually credited to the country from which the goods were consigned to Canada. The country of consignment is the country from which goods have come to Canada without interruption of transit except in the course of transfer from one means of conveyance to another.

An exception to this rule is made in the case of imports of goods originating in Central or South America (including the Antilles and Bermuda) which are consigned to Canada from the United States. These imports are credited to the country in which the goods originated.

7. **Time Periods.** Import statistics for any month include all goods declared on import entries received at the Bureau of Statistics during the calendar month in question.
8. **Abbreviations.** Many descriptions of countries and commodities used in this report are abbreviated or incomplete because of mechanical limitations. A key to abbreviations of countries appears in this report, and full descriptions of all commodities appear in Volume III of the annual report "Trade of Canada". The letters "N.O.P." mean "not otherwise provided for", "N.E.S.", "not elsewhere specified".
9. **Revisions.** All statistics in this report are subject to revision. Revisions to previous reports are published on the coloured pages at the beginning of each monthly report.

KEY TO ABBREVIATIONS OF COUNTRIES

Note: The classification of Countries with a statement of the territorial limits used for statistical purposes will be found in the blue pages of the January, 1960 report with additional amendments of coverage in the January, 1961 report.

Afghan	Afghanistan	Italy	Italy
Albania	Albania	Jamaica	Jamaica
Algeria	Algeria	Japan	Japan
Angola	Angola	Jordan	Jordan
Argentina	Argentina	Kenya	Kenya
Australia	Australia	Korea	Korea
Austria	Austria	Kuwait	Kuwait
Bahamas	Bahamas	Lebanon	Lebanon
Bahrain	Bahrain	Leew Wind	Leeward and Windward Islands
Barbados	Barbados	Liberia	Liberia
Belg Lux	Belgium and Luxembourg	Libya	Libya
Bermuda	Bermuda	Malaya	Malaya and Singapore
Bolivia	Bolivia	Malta	Malta and Gozo
Brazil	Brazil	Mauritius	Mauritius and Dependencies
B Afr nes	British Africa n.e.s.	Mexico	Mexico
B E I nes	British East Indies n.e.s.	Morocco	Morocco
B Guiana	British Guiana	Mozambique	Mozambique
B Hond	British Honduras	Nethrlnds	Netherlands
B M E nes	British Middle East n.e.s.	Neth Ant	Netherlands Antilles
B Oce nes	British Oceania n.e.s.	New Zeal	New Zealand
Bulgaria	Bulgaria	Nicaragua	Nicaragua
Burma	Burma	Nigeria	Nigeria
Camb Laos	Cambodia and Laos	Norway	Norway
Ceylon	Ceylon	Pakistan	Pakistan
Chile	Chile	Panama	Panama
China Com	China, Communist	Paraguay	Paraguay
Colombia	Colombia	Peru	Peru
Congo	Congo	Phil	Philippines
C Rica	Costa Rica	Poland	Poland
Cuba	Cuba	Portugal	Portugal
Cyprus	Cyprus	Pt Af nes	Portuguese Africa n.e.s.
Czecho S	Czechoslovakia	Pt As nes	Portuguese Asia n.e.s.
Denmark	Denmark	Pt India	Portuguese India
Dom Rep	Dominican Republic	P Rico	Puerto Rico
Ecuador	Ecuador	Qatar	Qatar
El Salvd	El Salvador	Rhod Nyas	Rhodesia and Nyasaland
Ethiopia	Ethiopia	Roumania	Roumania
Falkland	Falkland Islands	Saud Arab	Saudi Arabia
Fiji	Fiji	S Leone	Sierra Leone
Finland	Finland	Somalia	Somalia
France	France	Spain	Spain
Fr Af nes	French Africa n.e.s.	Span Afr	Spanish Africa
Fr Eq Afr	French Equatorial Africa	St Pierre	St. Pierre and Miquelon
Fr Guiana	French Guiana	Sudan	Sudan
Fr Ne Oce	French and Netherlands Oceania	Surinam	Surinam
Fr W Afr	French West Africa	Sweden	Sweden
Fr W Ind	French West Indies	Switzrlnd	Switzerland
Germany E	Germany, East	Taiwan	Taiwan (Republic of China)
Germany W	Germany, Federal Republic	Tanganyka	Tanganyika
Ghana	Ghana	Thailand	Thailand
Gibraltar	Gibraltar	Trinidad	Trinidad and Tobago
Greece	Greece	Tunisia	Tunisia
Greenland	Greenland	Turkey	Turkey
Guatemala	Guatemala	Uganda	Uganda
Guinea	Guinea	Un So Afr	Union of South Africa
Haiti	Haiti (Republic)	U S S R	Union of Soviet Socialist Republics
Honduras	Honduras	UAR Egypt	United Arab Republic-Egyptian Region
Hong Kong	Hong Kong	UAR Syria	United Arab Republic-Syrian Region
Hungary	Hungary	U Kingdom	United Kingdom
Iceland	Iceland	U States	United States
India	India	U S Ocea	United States Oceania
Indonesia	Indonesia	Virgin Is	United States Virgin Islands
Iran	Iran	Uruguay	Uruguay
Iraq	Iraq	Venezuela	Venezuela
Ireland	Ireland	Viet Nam	Viet-Nam
Israel	Israel	Yugo Slav	Yugoslavia

IMPORTS BY COUNTRIES

Country	Month of January			
	1960	1961		
	\$	\$	\$	\$
WESTERN EUROPE:				
United Kingdom	40,899,559	46,159,990		
Gibraltar	-	-		
Malta and Gozo	857	463		
Austria	463,263	400,968		
Belgium and Luxembourg	1,927,182	1,694,474		
Denmark	405,739	527,739		
Finland	41,618	61,084		
France	2,653,384	3,290,092		
Germany, Federal Republic	8,907,699	9,709,546		
Greece	33,238	18,119		
Iceland	28	-		
Ireland	26,033	132,663		
Italy	2,134,057	1,981,098		
Netherlands	1,758,424	1,882,798		
Norway	215,420	317,681		
Portugal	93,734	163,905		
Spain	394,850	309,334		
Sweden	1,183,690	1,503,522		
Switzerland	1,582,145	1,752,581		
Commonwealth Countries	40,900,416	46,160,453		
Other Countries	21,820,504	23,745,604		
Total, Western Europe	62,720,920	69,906,057		
EASTERN EUROPE:				
Albania	-	-		
Bulgaria	-	473		
Czechoslovakia	331,256	372,769		
Germany, East	34,860	65,181		
Hungary	8,181	20,164		
Poland	61,556	81,580		
Roumania	60	227		
Union of Soviet Socialist Republics	44,899	27,457		
Yugoslavia	7,734	23,852		
Total, Eastern Europe	488,546	591,703		
MIDDLE EAST:				
Bahrain	-	439		
Cyprus	2,636	1,142		
Kuwait	1,448,190	2,411,746		
Qatar	-	1,260,009		
British Middle East n.e.s.	8,046	-		
Ethiopia	1,000	-		
Iran	1,733,795	1,493,974		
Iraq	8,614	-		
Israel	289,197	361,197		
Jordan	-	469		
Lebanon	-	50		
Libya	-	-		
Saudi Arabia	3,638,678	4,142,834		
Somalia	-	-		
Sudan	-	3,617		
Turkey	49,043	57,636		
United Arab Republic-Egyptian Region	18,972	6,285		
United Arab Republic-Syrian Region	452	459		
Commonwealth Countries	1,458,872	3,673,336		
Other Countries	5,739,751	6,066,521		
Total, Middle East	7,198,623	9,739,857		
OTHER AFRICA:				
Ghana	170,888	6,200		
Kenya	99,311	339,587		
Mauritius and Dependencies	149,305	-		
Nigeria	72,346	121,283		
Rhodesia and Nyasaland	1,135	44,384		
Sierre Leone	-	-		
Tanganyika	93,873	152,017		
Uganda	32,503	161,226		
Union of South Africa	176,352	258,432		
British Africa n.e.s.	39	522		

Country	Month of January			
	1960	1961		
	\$	\$	\$	\$
OTHER AFRICA - Concluded				
Algeria	12,166	6,918		
Angola	3,885	11,622		
Congo	21,884	97,751		
French Equatorial Africa	23,368	17,781		
French West Africa	-	-		
French Africa n.e.s.	-	-		
Guinea	125	1,241,145		
Liberia	-	-		
Morocco	6,593	569		
Mozambique	-	-		
Portuguese Africa n.e.s.	-	-		
Spanish Africa	947	-		
Tunisia	-	7,028		
Commonwealth Countries	795,752	1,083,651		
Other Countries	68,968	1,382,814		
Total, Other Africa	864,720	2,466,465		
OTHER ASIA:				
Ceylon	1,413,854	865,318		
Hong Kong	1,011,194	905,931		
India	1,799,376	2,269,875		
Malaya and Singapore	1,769,416	1,929,909		
Pakistan	39,039	56,201		
British East Indies n.e.s.	13,245	9,066		
Afghanistan	-	-		
Burma	1,134	16,024		
Cambodia and Laos	-	-		
China, Communist	289,252	530,716		
Indonesia	49,293	15,191		
Japan	8,135,223	8,099,621		
Korea	-	1,000		
Philippines	135,356	84,934		
Portuguese India	-	-		
Portuguese Asia n.e.s.	-	-		
Taiwan (Republic of China)	48,083	88,077		
Thailand	38,806	23,096		
Viet-Nam	-	5,232		
Commonwealth Countries	6,046,124	6,036,300		
Other Countries	8,697,147	8,863,891		
Total, Other Asia	14,743,271	14,900,191		
OCEANIA:				
Australia	1,138,094	1,555,541		
Fiji	1,853	1,648		
New Zealand	446,261	477,916		
British Oceania n.e.s.	-	-		
French and Netherlands Oceania	-	-		
United States Oceania	-	-		
Commonwealth Countries	1,586,208	2,035,105		
Other Countries	-	-		
Total, Oceania	1,586,208	2,035,105		
SOUTH AMERICA:				
British Guiana	403,113	570,211		
Falkland Islands	-	-		
Argentina	114,141	238,491		
Bolivia	32,824	79,095		
Brazil	1,698,646	2,396,607		
Chile	34,887	70,292		
Colombia	575,149	971,358		
Ecuador	740,728	725,478		
French Guiana	-	-		
Paraguay	-	59,020		
Peru	345,543	87,012		
Surinam	231,225	305,676		
Uruguay	24,459	40,983		
Venezuela	16,032,862	17,147,292		
Commonwealth Countries	403,113	570,211		
Other Countries	19,830,464	22,121,304		
Total, South America	20,233,577	22,691,515		

Country	Month of January			
	1960	1961		
	\$	\$	\$	\$
CENTRAL AMERICA AND ANTILLES:				
Bahamas	5,421	26,006		
Bermuda	58,460	13,982		
British Honduras	8,297	679		
West Indies Federation	1,957,936	5,008,665		
Barbados	107,721	9,805		
Jamaica	1,759,919	4,326,109		
Leeward and Windward Islands	55,551	14,686		
Trinidad and Tobago	34,745	658,065		
Costa Rica	168,038	600,800		
Cuba	617,288	453,611		
Dominican Republic	14,724	43,424		
El Salvador	121,564	35,560		
French West Indies	-	27		
Guatemala	421,760	237,524		
Haiti	44,031	111,344		
Honduras	211,259	370,742		
Mexico	1,648,854	1,615,491		
Netherlands Antilles	2,639,779	1,756,194		
Nicaragua	2,760	13,924		
Panama	378,594	125,187		
Puerto Rico	134,234	162,969		
United States Virgin Islands	15,657	-		
Commonwealth Countries	2,030,114	5,049,332		
Other Countries	6,418,542	5,526,797		
Total, Central America and Antilles	8,448,656	10,576,129		
NORTH AMERICA:				
Greenland	-	-		
St. Pierre and Miquelon	4,699	1,229		
United States	283,189,030	298,277,960		
Total, North America	283,193,729	298,279,189		
TOTAL, COMMONWEALTH COUNTRIES ..	53,220,599	64,608,388		
TOTAL, OTHER COUNTRIES	346,257,651	366,577,823		
GRAND TOTAL	399,478,250	431,186,211		

IMPORTS FROM ALL COUNTRIES, FROM THE UNITED KINGDOM
AND FROM THE UNITED STATES, BY MAIN GROUPS

7

Main Group	Month of January			
	1960	1961		
	\$	\$	\$	\$
ALL COUNTRIES				
Agricultural and Vegetable Products (except Chemicals, Fibres and Wood)	39,830,816	44,569,789		
Animals and Animal Products (except Chemicals and Fibres)	10,703,570	12,170,903		
Fibres, Textiles and Textile Products	35,822,294	37,924,998		
Wood, Wood Products and Paper	19,620,728	22,048,071		
Iron and Its Products	163,124,363	151,324,493		
Non-Ferrous Metals and Their Products	34,184,624	41,190,853		
Non-Metallic Minerals and Their Products (except Chemicals)	47,303,054	50,683,146		
Chemicals and Allied Products	23,027,044	25,452,053		
Miscellaneous Commodities	25,861,757	45,821,905		
Total	399,478,250	431,186,211		
UNITED KINGDOM				
Agricultural and Vegetable Products (except Chemicals, Fibres and Wood)	1,938,455	2,564,449		
Animals and Animal Products (except Chemicals and Fibres)	1,413,082	1,507,774		
Fibres, Textiles and Textile Products	6,777,112	6,989,741		
Wood, Wood Products and Paper	554,474	804,085		
Iron and Its Products	19,535,978	15,691,576		
Non-Ferrous Metals and Their Products	5,679,981	7,665,348		
Non-Metallic Minerals and Their Products (except Chemicals)	1,797,086	2,503,275		
Chemicals and Allied Products	1,072,611	1,872,953		
Miscellaneous Commodities	2,130,780	6,560,789		
Total	40,899,559	46,159,990		
UNITED STATES				
Agricultural and Vegetable Products (except Chemicals, Fibres and Wood)	23,474,365	25,353,590		
Animals and Animal Products (except Chemicals and Fibres)	6,887,520	8,523,608		
Fibres, Textiles and Textile Products	20,254,737	21,443,374		
Wood, Wood Products and Paper	17,213,372	19,455,052		
Iron and Its Products	133,532,131	124,314,685		
Non-Ferrous Metals and Their Products	22,763,062	24,393,725		
Non-Metallic Minerals and Their Products (except Chemicals)	18,263,974	17,590,147		
Chemicals and Allied Products	20,369,919	21,743,421		
Miscellaneous Commodities	20,429,950	35,460,358		
Total	283,189,030	298,277,960		

IMPORTS BY COMMODITIES AND COUNTRIES

Commodity and Country	JANUARY 1961		Quantity	Value (\$)	Class Number
	Quantity	Value (\$)			
<u>GROUP 1</u>					
<u>AGRICULTURAL PRODUCTS</u>					
<u>A MAINLY FOOD</u>					
APPLES FRESH	990 U STATES	LB	2887166	190365	1
			2887166	190365	
BANANAS AND PLANTAINS FRESH		LB	10407570	699535	3
763 ECUADOR			2250	257	
817 B HOND			6364101	409591	
845 C RICA			1418400	86323	
864 GUATEMALA			5404571	370585	
869 HONDURAS			1562675	117050	
883 PANAMA			8200	705	
990 U STATES			25167767	1684046	
CRANBERRIES FRESH	990 U STATES	LB	334066	45235	5
			334066	45235	
GRAPEFRUIT FRESH	516 HONG KONG	LB	8081	870	6
	990 U STATES		12405558	496703	
			12413639	497573	
LEMONS FRESH	990 U STATES	LB	2625777	211867	9
			2625777	211867	
LIMES FRESH	990 U STATES	LB	18124	3452	10
			18124	3452	
CANTALOUPE MUSKMELONS FRESH		LB			11
82 SPAIN			1030	51	
848 CUBA			300	50	
874 MEXICO			18470	2538	
990 U STATES			4410	630	
			24210	3269	
MELONS FRESH N O P		LB			12
755 CHILE			20250	2286	
848 CUBA			500	84	
874 MEXICO			700	108	
990 U STATES			92580	9677	
			114030	12155	
ORANGES MANDARINES FRESH		LB			13
1 U KINGDOM			24960	1795	
82 SPAIN			46000	8223	
355 ISRAEL			2520000	191788	
848 CUBA			22680	1901	
874 MEXICO			2052888	100022	
990 U STATES			24300765	1947421	
			28967293	2251150	
PEACHES FRESH	755 CHILE	LB	2688	597	14
			2688	597	
PEARS FRESH	516 HONG KONG	LB	700	75	15
	990 U STATES		349015	27216	
			349715	27291	
PINEAPPLES FRESH		LB			16
848 CUBA			89640	4042	
886 P RICO			195441	12925	
990 U STATES			36511	2444	
			321592	19411	
BERRIES FRESH N O P		LB			18
STRAWBERRIES FRESH	990 U STATES	LB	10741	5036	19
			10741	5036	
FRESH FRUITS N O P	990 U STATES	LB	113925	18946	20
			113925	18946	
APRICOTS FRESH	990 U STATES	LB	4792	1067	21
			4792	1067	
CHERRIES SOUR FRESH		LB			22
CHERRIES FRESH N O P		LB			23
744 ARGENTINA			1740	1147	
755 CHILE			5562	2037	
			7302	3184	
GRAPES FRESH VITIS LABRUSCA		LB			24
GRAPES FRESH N O P	990 U STATES	LB	6977006	487316	25
			6977006	487316	
NECTARINES FRESH	755 CHILE	LB	13605	2629	26
	990 U STATES		800	103	
			14405	2732	

IMPORTS BY COMMODITIES AND COUNTRIES

Commodity and Country	JANUARY 1961		Quantity	Value (\$)	Class Number
	Quantity	Value (\$)			
PRUNE PLUMS FRESH	LB				27
PLUMS FRESH N O P	LB				28
755 CHILE	63444	12388			
990 U STATES	1370	131			
	64814	12519			
BLUEBERRIES FRESH	LB				29
RASPBERRIES FRESH	LB				30
APPLES DRIED	LB				31
990 U STATES	40900	14099			
	40900	14099			
APRICOTS NECTARINES DRIED	LB				32
990 U STATES	37779	19273			
	37779	19273			
CURRENTS DRIED	LB				34
614 AUSTRALIA	11200	1990			
990 U STATES	2700	515			
	13900	2505			
DATES	LB				36
73 NETHRLNDS	137900	27031			
347 IRAN	1169135	86510			
516 HONG KONG	800	219			
990 U STATES	316398	45552			
	1624233	159312			
FIGS DRIED AND FIG PASTE	LB				37
78 PORTUGAL	30000	2771			
990 U STATES	99044	17328			
	129044	20099			
PEACHES DRIED	LB				38
990 U STATES	26523	7230			
	26523	7230			
PRUNES OR PLUMS DRIED UNPITTED	LB				39
744 ARGENTINA	66544	9219			
990 U STATES	904996	252163			
	971540	261382			
PEARS DRIED	LB				40
990 U STATES	2330	1139			
	2330	1139			
RAISINS	LB				41
82 SPAIN	772	205			
614 AUSTRALIA	147000	27040			
990 U STATES	554687	90907			
	702459	118152			
FRUITS DRIED N O P	LB				42
516 HONG KONG	1466	588			
990 U STATES	66983	24101			
	68449	24689			
RASPBERRIES FROZEN 1LB OR LESS	LB				43
RASPBERRIES FROZEN OVER 1 LB	LB				44
STRAWBERRIES FROZN 1LB OR LESS	LB				45
STRAWBERRIES FROZEN OVER 1 LB	LB				46
73 NETHRLNDS	49995	9851			
990 U STATES	40910	10615			
	90905	20466			
FRUITS N O P FROZN 1LB OR LESS	LB				47
990 U STATES	33061	7334			
	33061	7334			
FRUITS N O P FROZEN OVER 1 LB	LB				48
990 U STATES	63244	9697			
	63244	9697			
APRICOTS CANNED	LB				49
427 UN SO AFR	88798	10320			
614 AUSTRALIA	5400	618			
990 U STATES	139844	19701			
	234042	30639			
PEACHES CANNED	LB				50
990 U STATES	1281569	138932			
	1281569	138932			
CHERRIES SULPHURED OR IN BRINE	LB				51
67 ITALY	5500	1187			
	5500	1187			
OLIVES SULPHURED OR IN BRINE	LB				52
67 ITALY	353	87			
82 SPAIN	142754	29394			
473 MOROCCO	1582	200			
990 U STATES	209754	51136			
	354443	80817			
LEMON ORANGE GRAPEFRUIT RINDS					53
516 HONG KONG		1368			
990 U STATES		2295			
		3663			
MARMALADES CANNED	LB				54
1 U KINGDOM	148130	27110			
990 U STATES	234	199			
	148364	27309			
PEARS IN CANS	LB				55
614 AUSTRALIA	2600	320			
990 U STATES	357968	52659			
	360568	52979			
PINEAPPLE IN CANS	LB				56
524 MALAYA	323550	27762			

IMPORTS BY COMMODITIES AND COUNTRIES

Commodity and Country	JANUARY 1961		Quantity	Value (\$)	Class Number
	Quantity	Value (\$)			
578 TAIWAN	18000	1649			
614 AUSTRALIA	60000	8335			
990 U STATES	497449	74910			
	898999	112656			
FRUITS IN CANS N O P	LB				57
1 U KINGDOM	1500	237			
73 NETHRLNDS	30208	8654			
85 SWEDEN	6548	1746			
516 HONG KONG	5810	1417			
559 JAPAN	464700	34729			
874 MEXICO	518	170			
990 U STATES	341027	50944			
	850311	97897			
CHERRIES FROZEN	LB				59
990 U STATES	362850	66970			
	362850	66970			
FRUITS NUTS PICKLED PRESERVED	GAL				60
1 U KINGDOM	381	1662			
67 ITALY	554	764			
516 HONG KONG	1598	2891			
559 JAPAN	30	79			
578 TAIWAN	180	590			
990 U STATES	4304	4296			
	7047	10282			
FRUIT PULP N O P	LB				61
49 DENMARK	11053	808			
73 NETHRLNDS	8929	259			
82 SPAIN	3310	216			
516 HONG KONG	1001	172			
874 MEXICO	15750	1439			
990 U STATES	162669	19972			
	202712	22866			
JELLIES JAMS	LB				62
1 U KINGDOM	133181	29192			
49 DENMARK	1348	380			
55 GERMANY W	480	92			
59 GREECE	1093	550			
67 ITALY	5194	1220			
73 NETHRLNDS	6428	1223			
76 NORWAY	1078	651			
85 SWEDEN	2220	646			
86 SWITZRLND	1272	394			
516 HONG KONG	240	138			
990 U STATES	12486	3749			
	165020	38235			
GRAPEFRUIT ORANGE LEMON PULP	LB				63
990 U STATES	12900	3916			
	12900	3916			
MIXED FRUITS IN CANS	LB				64
1 U KINGDOM	400	88			
614 AUSTRALIA	4500	770			
990 U STATES	2674531	355488			
	2679431	356346			
ORANGE JUICE CONCENTRATED FROZ	GAL				65
990 U STATES	282729	1165982			
	282729	1165982			
FRUIT JUICE NOP CONCENTRD FROZ	GAL				66
990 U STATES	22041	72584			
	22041	72584			
LEMON JUICE CONCENTRATED FROZ	GAL				67
990 U STATES	3471	7007			
	3471	7007			
LEMON JUICE EXCEPT CONCENTRATD	GAL				68
990 U STATES	12518	33120			
	12518	33120			
ORANGE JUICE EXCEPT CONCENTRTD	GAL				69
828 TRINIDAD	1500	2631			
990 U STATES	540063	601180			
	541563	603811			
PECTIN	LB				70
49 DENMARK	8800	8394			
990 U STATES	87835	137686			
	96635	146080			
LEMON JUICE CONCENTRATED FRESH	GAL				71
67 ITALY	6174	11977			
990 U STATES	706	1844			
	6880	13821			
ORANGE JUICE CONCENTRATD FRESH	GAL				72
874 MEXICO	4856	15146			
990 U STATES	18590	89452			
	23446	104598			
GRAPE JUICE OVER 1 GALLON	GAL				73
990 U STATES	2417	5620			
	2417	5620			
LIME JUICE NOT REFINED	GAL				74
828 TRINIDAD	6016	5119			
	6016	5119			
BLENDED FRUIT JUICES EXC CONC	GAL				76
990 U STATES	177129	159812			
	177129	159812			
FRUIT JUICE NOP EXCEPT CONCENT	GAL				77
1 U KINGDOM	765	1137			
55 GERMANY W	197	729			
76 NORWAY	106	164			
990 U STATES	35193	50713			
	36261	52743			

IMPORTS BY COMMODITIES AND COUNTRIES

Commodity and Country	JANUARY 1961		Quantity	Value (\$)	Class Number
	Quantity	Value (\$)			
GRAPEFRUIT JUICE EXCEPT CONCEN 828 TRINIDAD 990 U STATES	GAL	2550	3311		78
		197380	153607		
		199930	156918		
PINEAPPLE JUICE EXCEPT CONCENT 990 U STATES	GAL	31641	21714		79
		31641	21714		
FRUIT SYRUPS CONC JUICES N O P 1 U KINGDOM 49 DENMARK 54 FRANCE 73 NETHRLNDS 990 U STATES	GAL	786	1251		80
		31	160		
		35346	43944		
		47	131		
		12337	46021		
		48547	91507		
COCOANUTS 817 B HOND 869 HONDURAS 886 P RICO 990 U STATES	NO	1750	173		81
		1200	134		
		17025	1049		
		3000	199		
		22975	1555		
COCOANUT DESICCATED 513 CEYLON 990 U STATES	LB	214150	17008		83
		282612	80327		
		496762	97335		
COPRA NOT PREPARED	LB				84
ALMONDS NOT SHELLED	LB				91
BRAZIL NUTS NOT SHELLED	LB				92
FILBERTS HAZEL NOT SHELLED	LB				93
PEANUTS GREEN SHELLED OR NOT 422 RHOD NYAS 519 INDIA 874 MEXICO 990 U STATES	LB	154300	20358		94
		2340912	225626		
		2065328	262264		
		3727393	381085		
		8287933	889333		
PECANS NOT SHELLED	LB				95
WALNUTS NOT SHELLED 67 ITALY 990 U STATES	LB	162595	31829		96
		20100	8101		
		182695	39930		
OTHER NUTS NOT SHELLED 516 HONG KONG 990 U STATES	LB	560	212		97
		83787	18605		
		84347	18817		
ALMONDS SHELLED 82 SPAIN 990 U STATES	LB	60148	32173		101
		310	227		
		60458	32400		
PEANUTS N O P 516 HONG KONG 990 U STATES	LB	1746	564		102
		4533	1346		
		6279	1910		
WALNUTS SHELLED 1 U KINGDOM 382 TURKEY 519 INDIA 553 CHINA COM 990 U STATES	LB	26600	11476		103
		2756	1877		
		631510	291337		
		996297	414508		
		6670	4407		
		1663833	723605		
OTHER NUTS SHELLED 516 HONG KONG 990 U STATES	LB	2770	1044		104
		5427	4248		
		8197	5292		
BRAZIL NUTS SHELLED 747 BOLIVIA 752 BRAZIL	LB	22110	13668		105
		19800	11493		
		41910	25161		
CASHEW NUTS SHELLED 415 KENYA 519 INDIA 990 U STATES	LB	25800	11025		106
		59250	29894		
		32514	18370		
		117564	59289		
PECANS SHELLED 990 U STATES	LB	61222	73677		107
		61222	73677		
FILBERTS SHELLED 382 TURKEY	LB	87356	40413		108
		87356	40413		
ONIONS GREEN INCL SHALLOTS 73 NETHRLNDS 990 U STATES	LB	6753	569		109
		1188885	118468		
		1195638	119037		
CORN FRESH 990 U STATES	LB	83625	5778		110
		83625	5778		
ASPARAGUS FRESH 990 U STATES	LB	360	114		111
		360	114		
BEANS GREEN FRESH 874 MEXICO 990 U STATES	LB	26610	3828		112
		1015850	113595		
		1042480	117423		

IMPORTS BY COMMODITIES AND COUNTRIES

Commodity and Country	JANUARY 1961		Quantity	Value (\$)	Class Number
	Quantity	Value (\$)			
BRUSSELS SPROUTS FRESH	LB				113
990 U STATES	1328713	121931			
	1328713	121931			
BEETS FRESH EXCEPT SUGAR BEETS	LB				114
990 U STATES	408323	14717			
	408323	14717			
CABBAGE FRESH	LB				115
990 U STATES	8809335	208944			
	8809335	208944			
CARROTS FRESH	LB				116
990 U STATES	3037123	151262			
	3037123	151262			
CAULIFLOWER FRESH	LB				117
874 MEXICO	12500	748			
990 U STATES	2323769	191227			
	2336269	191975			
CELERY FRESH	LB				118
990 U STATES	13121880	407534			
	13121880	407534			
CUCUMBERS FRESH	LB				119
813 BAHAMAS	28522	2069			
848 CUBA	5050	201			
874 MEXICO	336198	17876			
990 U STATES	1356505	140445			
	1726275	160591			
LETTUCE FRESH	LB				120
874 MEXICO	30100	1026			
990 U STATES	17144518	742244			
	17174618	743270			
MUSHROOMS FRESH	LB				121
990 U STATES	26526	5925			
	26526	5925			
ONIONS N O P INCL ONION SETS	LB				122
82 SPAIN	99427	2722			
874 MEXICO	24240	768			
990 U STATES	2536175	68592			
	2659842	72082			
PEAS GREEN FRESH	LB				123
874 MEXICO	92520	8917			
990 U STATES	14825	6990			
	107345	15907			
POTATOES SWEET AND YAMS FRESH	LB				124
516 HONG KONG	8300	2015			
990 U STATES	1042515	87333			
	1050815	89348			
POTATOES FRESH EXCEPT SEED	LB				125
990 U STATES	3463692	109603			
	3463692	109603			
SPINACH FRESH	LB				126
874 MEXICO	59030	2306			
990 U STATES	1109231	86522			
	1168261	88828			
TOMATOES FRESH	LB				127
82 SPAIN	750	80			
813 BAHAMAS	5928	696			
848 CUBA	665737	31909			
874 MEXICO	8204158	334656			
990 U STATES	4075309	304233			
	12951882	671574			
VEGETABLES FRESH N O P	LB				128
516 HONG KONG	61155	8337			
848 CUBA	1081	94			
874 MEXICO	76840	4511			
990 U STATES	4673658	349030			
	5012734	361972			
PARSNIPS FRESH	LB				129
990 U STATES	93391	6933			
	93391	6933			
PEPPERS FRESH	LB				130
848 CUBA	5083	526			
874 MEXICO	349440	24573			
990 U STATES	729134	73175			
	1083657	98274			
MUSTARD LIQUID					131
54 FRANCE		1096			
55 GERMANY W		266			
73 NETHRLNDS		107			
990 U STATES		1052			
		2521			
PASTE HASH VEGETABLE MEAT FISH	LB				132
1 U KINGDOM	30000	10882			
54 FRANCE	1546	581			
67 ITALY	2172	1073			
73 NETHRLNDS	240	63			
76 NORWAY	286	260			
86 SWITZRLND	3738	672			
990 U STATES	133756	44415			
	171738	57946			
POTATOES DRIED	LB				133
990 U STATES	194117	78207			
	194117	78207			
VEGETABLES DRIED N O P	LB				134
1 U KINGDOM	635	530			
44 BELG LUX	714	291			
55 GERMANY W	102	205			
67 ITALY	2209	918			

IMPORTS BY COMMODITIES AND COUNTRIES

Commodity and Country	JANUARY 1961		Quantity	Value (\$)	Class Number
	Quantity	Value (\$)			
73 NETHRLNOS	3837	1418			
245 BULGARIA	2200	415			
246 CZECHO S	3067	4572			
385 UAR EGYPT	17600	2450			
516 HONG KONG	7488	4019			
559 JAPAN	1350	2795			
990 U STATES	371868	175038			
	411070	192651			
VEGETABLES FROZEN 1 LB OR LESS	LB				135
990 U STATES	505131	105254			
	505131	105254			
VEGETABLES FROZEN OVER 1 LB	LB				136
73 NETHRLNOS	55000	8464			
990 U STATES	289506	39449			
	344506	47913			
TOMATOES CANNED	LB				137
67 ITALY	33106	2604			
990 U STATES	344781	32106			
	377887	34710			
TOMATO PASTE CANNED	LB				138
67 ITALY	6613	730			
78 PORTUGAL	66843	7141			
990 U STATES	679597	110369			
	753053	118240			
TOMATO PULP AND PUREE CANNED	LB				139
990 U STATES	40046	3630			
	40046	3630			
TOMATO JUICE	LB				140
990 U STATES	704365	48694			
	704365	48694			
ASPARAGUS IN CANS	LB				141
990 U STATES	61375	14217			
	61375	14217			
CORN IN CANS	LB				143
990 U STATES	135050	18131			
	135050	18131			
MUSHROOMS AND TRUFFLES IN CANS	LB				144
54 FRANCE	1761	1545			
516 HONG KONG	58	425			
559 JAPAN	34980	11608			
990 U STATES	1174	687			
	37973	14265			
PEAS IN CANS	LB				145
54 FRANCE	435	120			
73 NETHRLNDS	1620	199			
990 U STATES	37415	4131			
	39470	4450			
VEGETABLE JUICE N O P CANNED	LB				146
86 SWITZRLND	635	116			
990 U STATES	12311	1634			
	12946	1750			
VEGETABLES N O P IN CANS	LB				147
1 U KINGDOM	14471	1433			
54 FRANCE	2885	635			
55 GERMANY W	16060	1655			
73 NETHRLNDS	6062	624			
516 HONG KONG	8692	1902			
559 JAPAN	525	181			
578 TAIWAN	270	53			
990 U STATES	461245	47695			
	510210	54178			
PIMENTDS IN CANS	LB				148
990 U STATES	28600	8537			
	28600	8537			
BEANS GREEN OR WAX CANNED	LB				149
67 ITALY	2841	242			
73 NETHRLNDS	8177	843			
990 U STATES	14919	1832			
	25937	2917			
BEANS BAKED CANNED	LB				150
1 U KINGDOM	2050	207			
73 NETHRLNDS	2084	309			
990 U STATES	277381	25159			
	281515	25675			
PICKLES PACKAGED RETAIL SALE	GAL				151
1 U KINGDOM	3031	9416			
49 DENMARK	82	234			
55 GERMANY W	1227	1744			
67 ITALY	219	664			
73 NETHRLNDS	178	250			
516 HONG KONG	518	1016			
519 INDIA	316	832			
559 JAPAN	116	280			
990 U STATES	31045	42400			
	36732	56836			
PICKLES N O P	GAL				152
1 U KINGDOM	101	308			
67 ITALY	4640	6040			
73 NETHRLNDS	11392	13318			
82 SPAIN	8600	4286			
516 HONG KONG	512	788			
559 JAPAN	1152	1377			
990 U STATES	57426	41288			
	83823	67405			
SAUCES N O P	GAL				153
1 U KINGDOM	977	2814			

IMPORTS BY COMMODITIES AND COUNTRIES

Commodity and Country	JANUARY 1961		Quantity	Value (\$)	Class Number
	Quantity	Value (\$)			
54 FRANCE	5	58			
67 ITALY	98	342			
73 NETHRLNDS	678	3233			
516 HONG KONG	2047	5773			
990 U STATES	19318	37017			
	23123	49237			
SAUCES SOY	GAL				155
516 HONG KONG	4911	3488			
559 JAPAN	1103	1556			
990 U STATES	6640	7394			
	12654	12438			
KETCHUP	GAL				156
990 U STATES	30037	46293			
	30037	46293			
BUSH BARLEY BUCKWHEAT AND RYE	BUSH				161
BEANS SOYA	BUSH				162
516 HONG KONG	110	1037			
990 U STATES	78503	166211			
	78613	167248			
BEANS N O P	LB				163
73 NETHRLNDS	841	157			
422 RHOD NYAS	210	248			
516 HONG KONG	3450	361			
744 ARGENTINA	16500	2216			
990 U STATES	746327	81075			
	767328	84057			
INDIAN CORN	BUSH				167
990 U STATES	1194449	1392509			
	1194449	1392509			
OATS	BUSH				168
PEAS SPLIT	LB				169
1 U KINGDOM	56000	7318			
990 U STATES	41680	3186			
	97680	10504			
PEAS N O P	LB				170
422 RHOD NYAS	500	473			
990 U STATES	5270	799			
	5770	1272			
RICE UNCLEANNED UNHULLED PADDY	CWT				171
67 ITALY	14954	119886			
990 U STATES	3262	15291			
	18216	135177			
RICE CLEANED	CWT				172
67 ITALY	6561	32048			
990 U STATES	10898	120251			
	17459	152299			
WHEAT	BUSH				174
ALFALFA OR GRASS MEAL DEHYD	CWT				180
990 U STATES	920	1056			
	920	1056			
BRAN AND MILL FEED	CWT				182
990 U STATES	1190	4377			
	1190	4377			
CORN MEAL	BBL				184
990 U STATES	4577	30450			
	4577	30450			
HOMINY CRACKED OR DRIED CORN	CWT				185
990 U STATES	19279	59103			
	19279	59103			
MALT FLOUR	LB				187
990 U STATES	72500	5673			
	72500	5673			
OATMEAL AND ROLLED OATS	LB				188
RICE STARCH FLOUR MEAL FEED	LB				189
54 FRANCE	595	65			
516 HONG KONG	10480	1444			
990 U STATES	110360	10061			
	121435	11570			
SAGO AND CASSAVA FLOUR	LB				192
1 U KINGDOM	20360	1360			
516 HONG KONG	3500	492			
583 THAILAND	224845	7511			
990 U STATES	109115	5610			
	357820	14973			
WHEAT FLOUR	CWT				194
990 U STATES	35	158			
	35	158			
CEREALS MILLED N O P	CWT				195
1 U KINGDOM	9	220			
990 U STATES	450	1438			
	459	1658			
BISCUITS AND BREAD DIETARY					201
1 U KINGDOM		2159			
990 U STATES		2592			
		4751			
BISCUITS NOT SWEETENED N O P	LB				203
1 U KINGDOM	70921	23424			
49 DENMARK	1575	311			
73 NETHRLNDS	14485	3443			
76 NORWAY	4800	1158			
85 SWEDEN	39090	7261			
516 HONG KONG	262	176			

IMPORTS BY COMMODITIES AND COUNTRIES

Commodity and Country	JANUARY 1961		Quantity	Value (\$)	Class Number
	Quantity	Value (\$)			
559 JAPAN		440		216	
990 U STATES		185996		57221	
BISCUITS SWEETENED N O P		317569		93210	
	LB				204
1 U KINGDOM		763055		296382	
43 AUSTRIA		595		198	
44 BELG LUX		50304		18860	
49 DENMARK		1386		414	
54 FRANCE		46939		9636	
55 GERMANY W		8854		3358	
64 IRELAND		3000		1063	
67 ITALY		12699		5206	
73 NETHRLNDS		30353		6702	
516 HONG KONG		1226		586	
990 U STATES		88361		26030	
BREAD PASSOVER MATZO PRODUCTS		1006772		368435	
					205
55 GERMANY W				475	
990 U STATES				3766	
				4241	
CEREAL FOODS 25 POUNDS OR LESS					206
	LB				
1 U KINGDOM		13369		1613	
55 GERMANY W		1190		148	
73 NETHRLNDS		1747		277	
516 HONG KONG		1700		756	
559 JAPAN		540		85	
990 U STATES		285825		62039	
		304371		64918	
CEREAL FOODS PREPARED N O P					207
1 U KINGDOM				1438	
55 GERMANY W				324	
990 U STATES				41355	
				43117	
MACARONI AND VERMICELLI					208
	LB				
67 ITALY		1433		173	
516 HONG KONG		5990		988	
990 U STATES		183040		30078	
		190463		31239	
MILK FOODS N O P					209
	LB				
1 U KINGDOM		3141		1263	
990 U STATES		52718		30465	
		55859		31728	
ARROWROOT					221
	LB				
MALT WHOLE CRUSHED OR GROUND					224
	LB				
SAGO AND TAPIOCA					225
	LB				
990 U STATES		142000		20394	
		142000		20394	
ALL OTHER BREADSTUFFS N O P					226
516 HONG KONG				180	
990 U STATES				3162	
				3342	
CHOCOLATES IN RETAIL PACKAGES					239
	LB				
1 U KINGDOM		97480		46248	
55 GERMANY W		17612		8745	
59 GREECE		458		480	
64 IRELAND		73117		25468	
86 SWITZRLND		3516		3166	
355 ISRAEL		8000		2389	
990 U STATES		12785		7577	
		212968		94073	
CONFECTIONERY CHOCOLATE N O P					240
	LB				
1 U KINGDOM		292040		124189	
43 AUSTRIA		210		188	
49 DENMARK		25178		9840	
53 FINLAND		566		194	
54 FRANCE		54024		13696	
55 GERMANY W		38846		19706	
64 IRELAND		3150		1983	
67 ITALY		4926		2604	
73 NETHRLNDS		63041		21910	
86 SWITZRLND		2229		2038	
355 ISRAEL		37069		14541	
990 U STATES		144356		55426	
		665635		266315	
FRUIT PIES FROZEN					241
	LB				
CONFECTIONS SWEETENED N O P					242
	LB				
1 U KINGDOM		69309		12066	
73 NETHRLNDS		26781		4468	
516 HONG KONG		2106		580	
990 U STATES		617129		206416	
		715325		223530	
FRUITS PEELS CANDIED					243
	LB				
54 FRANCE		15900		2478	
578 TAIWAN		13500		3115	
990 U STATES		9911		7319	
		39311		12912	
GINGER PRESERVED					244
	LB				
516 HONG KONG		20105		4019	
		20105		4019	
SUGAR CANDY CONFECTIONERY N O P					246
	LB				
1 U KINGDOM		1503606		328693	
43 AUSTRIA		2400		395	
49 DENMARK		4979		1256	

IMPORTS BY COMMODITIES AND COUNTRIES

Commodity and Country	JANUARY 1961		Quantity	Value (\$)	Class Number
	Quantity	Value (\$)			
53 FINLAND	5789	1252			
54 FRANCE	15065	4816			
55 GERMANY W	13910	4033			
59 GREECE	227	57			
67 ITALY	2024	859			
73 NETHRLNDS	78743	14818			
355 ISRAEL	61874	9246			
516 HONG KONG	11808	2450			
559 JAPAN	1050	331			
990 U STATES	240747	66533			
	1942222	434739			
BUBBLE GUM	LB				247
1 U KINGDOM	4835	1188			
49 DENMARK	4552	1923			
64 IRELAND	26570	4772			
73 NETHRLNDS	5069	1774			
355 ISRAEL	1937	564			
990 U STATES	14566	5293			
	57529	15514			
CHEWING GUM N O P	LB				249
73 NETHRLNDS	6593	1704			
990 U STATES	2409	689			
	9002	2393			
GLUCOSE AND SYRUP CORN SYRUP	CWT				251
1 U KINGDOM	1310	7820			
55 GERMANY W	8	271			
73 NETHRLNDS	33	390			
990 U STATES	6434	51220			
	7785	59701			
MOLASSES OF CANE N O P	GAL				252
990 U STATES	190174	39119			
	190174	39119			
MOLASSES FOR HUMAN CONSUMPTION	GAL				255
990 U STATES	15013	11839			
	15013	11839			
SYRUPS OF CANE OR BEET N O P	GAL				256
1 U KINGDOM	2581	3496			
990 U STATES	450	987			
	3031	4483			
SUGAR RAW IMPORTED BY REFINERS	CWT				262
614 AUSTRALIA	226195	772709			
716 B GUIANA	110284	420041			
848 CUBA	106521	375977			
	443000	1568727			
SUGAR RAW N O P	CWT				263
716 B GUIANA	1571	6259			
	1571	6259			
SUGAR REFINED	CWT				264
1 U KINGDOM	9	140			
990 U STATES	4	75			
	13	215			
SUGAR AND SYRUP MAPLE	LB				265
COCOA BEANS NOT ROASTED	CWT				271
1 U KINGDOM	3075	81790			
418 NIGERIA	28	719			
513 CEYLON	504	13958			
752 BRAZIL	553	12800			
763 ECUADOR	901	23911			
785 VENEZUELA	304	8759			
828 TRINIDAD	100	3434			
990 U STATES	16075	427226			
	21540	572597			
COCOA BUTTER	LB				273
64 IRELAND	13440	8418			
73 NETHRLNDS	121732	62896			
824 JAMAICA	56096	30829			
990 U STATES	37978	21322			
	229246	123465			
COCOA PASTE NOT SWEETENED	LB				274
1 U KINGDOM	114750	42460			
55 GERMANY W	14881	4050			
73 NETHRLNDS	1050	184			
752 BRAZIL	270	113			
990 U STATES	376	204			
	131327	47011			
COCOA PASTE SWEETENED	LB				275
1 U KINGDOM	1120	255			
86 SWITZRLND	3492	1608			
990 U STATES	19100	7128			
	23712	8991			
COCOA OR CHOCOLATE POWDER	LB				276
1 U KINGDOM	4816	1366			
73 NETHRLNDS	126340	26128			
990 U STATES	159340	35387			
	290496	62881			
COCOA AND CHOCOLATE PREPS NOP	LB				277
1 U KINGDOM	213494	61402			
44 BELG LUX	506	146			
54 FRANCE	700	99			
55 GERMANY W	13809	2500			
64 IRELAND	5425	1419			
73 NETHRLNDS	16226	4263			
86 SWITZRLND	3086	905			
752 BRAZIL	26400	3420			
990 U STATES	77580	21947			
	357226	96101			

IMPORTS BY COMMODITIES AND COUNTRIES

Commodity and Country		JANUARY 1961		Class Number		
		Quantity	Value (\$)			Quantity
CHICORY	44 BELG LUX	LB	2208	174	282	
	73 NETHRLNDS		1120	104		
	990 U STATES		3844	1501		
			7172	1779		
COFFEE GREEN	1 U KINGDOM	LB	2381	978	283	
	415 KENYA		652333	256901		
	425 TANGANYKA		201039	76305		
	426 UGANDA		762443	144274		
	446 ANGOLA		55160	11622		
	449 CONGO		106494	39463		
	752 BRAZIL		5173992	1954593		
	758 COLOMBIA		2255648	965265		
	763 ECUADOR		6845	1869		
	774 PERU		97248	37960		
	785 VENEZUELA		122871	50106		
	828 TRINIDAD		32436	8970		
	845 C RICA		473942	191060		
	855 DOM REP		99769	38950		
	857 EL SALVD		83453	33458		
864 GUATEMALA	378727	149101				
867 HAITI	32778	11007				
874 MEXICO	455868	181099				
879 NICARAGUA	38126	13924				
990 U STATES	1187033	345330				
			12218586	4512235		
COFFEE ROASTED AND SUBSTITUTES	1 U KINGDOM	LB	146	225	286	
	55 GERMANY W		476	461		
	73 NETHRLNDS		480	290		
	752 BRAZIL		1200	792		
	990 U STATES		110135	76323		
			112437	78091		
COFFEE EXTRACT OF N O P	1 U KINGDDM	LB	17	52	287	
	990 U STATES		75189	32852		
			75206	32904		
INSTANT COFFEE POWDER	1 U KINGDOM	LB	300	615	288	
	73 NETHRLNDS		840	2059		
	857 EL SALVD		590	2102		
	990 U STATES		116318	187533		
			118048	192309		
CLOVES UNGROUND	415 KENYA	LB	2240	805	291	
	990 U STATES		883	904		
			3123	1709		
GINGER UNGROUND	516 HONG KONG	LB	9700	945	292	
	617 FIJI		13825	1376		
	990 U STATES		4562	1132		
			28087	3453		
MUSTARD GROUND	1 U KINGDOM	LB	31844	16368	293	
	990 U STATES		1325	442		
			33169	16810		
NUTMEGS AND MACE	826 LEEW WIND	LB	10200	12625	294	
	990 U STATES		1042	4002		
			11242	16627		
PEPPER UNGROUND	55 GERMANY W	LB	238	100	296	
	262 HUNGARY		4400	585		
	377 SUDAN		9678	3617		
	426 UGANDA		11413	4971		
	519 INDIA		125440	51368		
	524 MALAYA		133280	44933		
	990 U STATES		11562	5293		
			296011	111567		
SPICES N O P UNGROUND	1 U KINGDOM	LB	3380	1430	297	
	67 ITALY		276	340		
	73 NETHRLNDS		4454	1552		
	429 S AFR NES		5600	438		
	513 CEYLON		2220	1645		
	516 HONG KONG		22400	7844		
	524 MALAYA		27732	5899		
	556 INDONESIA		7715	1613		
	586 VIET NAM		13580	5022		
	824 JAMAICA		280	195		
	990 U STATES		3064	1844		
		90701	27822			
GINGER AND SPICES N O P GROUND	55 GERMANY W	LB	772	685	298	
	67 ITALY		507	472		
	82 SPAIN		9150	2691		
	519 INDIA		110	65		
	990 U STATES		29277	31299		
			40516	35212		
VANILLA BEANS CRUDE	1 U KINGDOM	LB	1302	8741	300	
	874 MEXICO		1237	8899		
	990 U STATES		519	3878		
			3058	21512		

IMPORTS BY COMMODITIES AND COUNTRIES

Commodity and Country	JANUARY 1961		Quantity	Value (\$)	Class Number
	Quantity	Value (\$)			
SEEDS AROMATIC CRUDE UNGROUND	LB				301
1 U KINGDOM	5600	556			
73 NETHRLNDS	13533	2188			
990 U STATES	10571	3448			
	29704	6192			
TEA BLACK	LB				319
1 U KINGDOM	454403	287789			
55 GERMANY W	2277	901			
73 NETHRLNDS	9164	4173			
415 KENYA	119303	70303			
425 TANGANYKA	9084	4586			
426 UGANDA	18671	11981			
449 CONGO	2336	1102			
513 CEYLON	950629	509463			
516 HONG KONG	18011	8305			
519 INDIA	1570120	905118			
556 INDOONESIA	15863	7146			
578 TAIWAN	10000	2211			
990 U STATES	62969	34389			
	3242830	1847467			
TEA GREEN	LB				320
516 HONG KONG	5763	3916			
559 JAPAN	500	198			
	6263	4114			
VINEGAR	GAL				341
1 U KINGDOM	72	143			
990 U STATES	12557	3780			
	12629	3923			
YEAST IN CAKES AND PACKAGES	LB				352
1 U KINGDDM	22800	2385			
990 U STATES	2060	2040			
	24860	4425			
YEAST IN BULK	LB				353
990 U STATES	1630	535			
	1630	535			
HOPS	LB				362
55 GERMANY W	3647	3319			
246 CZECHO S	6948	5975			
990 U STATES	427940	262235			
	438535	271529			
LIQUORICE UNSWEETENED	LB				364
990 U STATES	60660	14906			
	60660	14906			
MALT SYRUP AND EXTRACTS	LB				365
1 U KINGDOM	95888	14278			
990 U STATES	112057	26566			
	207945	40844			
ESSENCES EXTRACTS N O P	GAL				367
1 U KINGDOM	52	1394			
54 FRANCE	1980	2337			
815 BERMUOA	10	295			
990 U STATES	25	812			
	2067	4838			
POTATOES FRENCH FRIED FROZEN	LB				380
990 U STATES	243944	37443			
	243944	37443			
POTATO CHIPS NOT FROZEN	LB				381
990 U STATES	346560	129298			
	346560	129298			
VEGETABLE FOOD PRODUCTS N O P					390
1 U KINGDOM		36094			
55 GERMANY W		4160			
73 NETHRLNDS		1158			
516 HONG KONG		5712			
524 MALAYA		766			
559 JAPAN		140			
990 U STATES		166397			
		214427			

IMPORTS BY COMMODITIES AND COUNTRIES

Commodity and Country	JANUARY 1961		Quantity	Value (\$)	Class Number
	Quantity	Value (\$)			
<u>GROUP 1</u>					
<u>AGRICULTURAL PRODUCTS</u>					
<u>B OTHER THAN FOOD</u>					
ALE BEER PORTER AND STOUT	GAL				1501
1 U KINGDOM	17282	23459			
49 DENMARK	939	1158			
55 GERMANY W	1583	1694			
73 NETHRLNDS	270	348			
559 JAPAN	417	1398			
	20491	28057			
BRANDY	P GAL				1511
54 FRANCE	9847	126805			
55 GERMANY W	70	880			
59 GREECE	167	1459			
67 ITALY	42	332			
78 PORTUGAL	1142	4115			
82 SPAIN	173	942			
288 YUGO SLAV	205	1143			
316 CYPRUS	120	635			
427 UN SO AFR	5343	13933			
614 AUSTRALIA	2656	8514			
	19765	158758			
CORDIALS AND LIQUEURS N O P	P GAL				1512
1 U KINGDOM	1683	25024			
49 DENMARK	419	5465			
54 FRANCE	4646	54093			
59 GREECE	36	228			
67 ITALY	141	1627			
73 NETHRLNDS	1762	16490			
76 NORWAY	66	311			
85 SWEDEN	70	264			
262 HUNGARY	10	72			
288 YUGO SLAV	70	460			
614 AUSTRALIA	108	1086			
824 JAMAICA	394	4671			
828 TRINIDAD	16	253			
848 CUBA	15	281			
874 MEXICO	100	2189			
886 P RICO	114	655			
990 U STATES	3	160			
	9653	113329			
GIN	P GAL				1513
1 U KINGDOM	11768	53018			
55 GERMANY W	63	405			
73 NETHRLNDS	437	1935			
	12268	55358			
RUM	P GAL				1514
1 U KINGDOM	19587	71866			
54 FRANCE	33	249			
716 B GUIANA	12889	20031			
822 BARBADOS	3409	8949			
824 JAMAICA	49226	66540			
828 TRINIDAD	9933	41236			
848 CUBA	176	2221			
867 HAITI	84	607			
886 P RICO	4480	32902			
	99817	244601			
WHISKY	P GAL				1515
1 U KINGDOM	46926	362240			
64 IRELAND	62	471			
73 NETHRLNDS	6	68			
990 U STATES	145511	207214			
	192505	569993			
ABSINTHE ALCOHOLIC LIQUORS N O P	P GAL				1516
277 POLAND	805	7619			
	805	7619			
WINES NON SPARKLING	GAL				1530
1 U KINGDOM	7454	41910			
49 DENMARK	1892	4992			
54 FRANCE	52900	197764			
55 GERMANY W	6968	35638			
59 GREECE	1867	2905			
67 ITALY	37603	118690			
73 NETHRLNDS	63	61			
78 PORTUGAL	28839	47099			
82 SPAIN	6827	20587			
86 SWITZRLND	186	753			
262 HUNGARY	393	1455			
316 CYPRUS	70	301			
355 ISRAEL	709	2552			
427 UN SO AFR	11523	21430			
443 ALGERIA	4289	6526			
516 HONG KONG	305	1344			
614 AUSTRALIA	28878	54267			
990 U STATES	21270	51244			
	212036	609518			
WINES SPARKLING	GAL				1560
54 FRANCE	4981	63717			

IMPORTS BY COMMODITIES AND COUNTRIES

Commodity and Country	JANUARY 1961		Quantity	Value (\$)	Class Number
	Quantity	Value (\$)			
55 GERMANY W	328	2151			
67 ITALY	768	3673			
355 ISRAEL	20	161			
614 AUSTRALIA	48	420			
	6145	70122			
GUMS AMBER AND ARABIC	LB				1571
1 U KINGDOM	672	220			
990 U STATES	33151	16694			
	33823	16914			
GUMS AUSTL COPAL DAMAR ETC	LB				1572
524 MALAYA	168000	8532			
990 U STATES	29061	6011			
	197061	14543			
GUMS BARBERRY ELEMI GEDDA ETC	LB				1573
990 U STATES	63147	23408			
	63147	23408			
CHICLE OR SAPPATO GUM CRUDE	LB				1576
SHELLAC BLEACHED	LB				1577
LAC CRUDE SEED STICK AND SHELL	LB				1579
519 INDIA	5248	1269			
583 THAILAND	41228	8081			
990 U STATES	2334	876			
	48810	10226			
RESIN OR ROSIN	LB				1580
1 U KINGDOM	710	73			
59 GREECE	44412	7699			
990 U STATES	1765394	208028			
	1810516	215800			
ROSIN SIZING	LB				1581
990 U STATES	1315425	202518			
	1315425	202518			
GUMS AND BLENDS N O P	LB				1583
1 U KINGDOM	70	63			
73 NETHRLNDS	3802	1487			
990 U STATES	218068	98687			
	221940	100237			
TALL OIL AND TALL OIL PITCH	LB				1584
990 U STATES	879124	52568			
	879124	52568			
COTTON SEEO CAKE AND MEAL	CWT				1591
990 U STATES	1400	3867			
	1400	3867			
LINSEED OIL CAKE AND MEAL	CWT				1592
SOYA BEAN OIL CAKE AND MEAL	CWT				1594
990 U STATES	244347	671915			
	244347	671915			
SOYA BEAN FLOUR	CWT				1595
990 U STATES	3228	24278			
	3228	24278			
OIL CAKE AND MEAL N O P	CWT				1597
CASTOR OIL NOT EDIBLE	CWT				1601
752 BRAZIL	315	4933			
990 U STATES	64	1699			
	379	6632			
CHINAWOOD OIL NOT EDIBLE	CWT				1602
516 HONG KONG	224	3303			
990 U STATES	1880	32413			
	2104	35716			
COCOANUT OIL CRUDE AND REFINED	CWT				1603
1 U KINGDOM	547	9026			
513 CEYLON	22501	220796			
990 U STATES	19	377			
	23067	230199			
COTTONSEED OIL CRUDE REFINED	CWT				1605
990 U STATES	50381	522699			
	50381	522699			
ESSENTIAL OIL N O P	LB				1606
1 U KINGDOM	1897	10349			
54 FRANCE	8282	4104			
73 NETHRLNDS	293	667			
82 SPAIN	3748	3465			
86 SWITZRLND	160	1338			
524 MALAYA	1100	5916			
553 CHINA COM	1157	552			
752 BRAZIL	60	142			
815 BERMUDA	2000	10500			
828 TRINIDAD	1020	5931			
867 HAITI	50	80			
990 U STATES	114742	259391			
	134509	302435			
FLAXSEED OR LINSEED OIL	CWT				1608
1 U KINGDOM	1	55			
990 U STATES	7	357			
	8	412			
FOOTS OF COTTON SEED OR DLIVES	CWT				1609
OLIVE OIL CRUDE ANO REFINED	CWT				1610
59 GREECE	14	575			
67 ITALY	177	6000			
82 SPAIN	183	4377			
487 TUNISIA	265	7028			
990 U STATES	122	3398			
	761	21378			

IMPORTS BY COMMODITIES AND COUNTRIES

Commodity and Country	JANUARY 1961		Quantity	Value (\$)	Class Number
	Quantity	Value (\$)			
PALM AND PALM KERNEL OIL					
1 U KINGDOM	CWT	454	7396		1611
524 MALAYA		35627	326985		
		36081	334381		
PEANUT OIL CRUDE AND REFINED					
516 HONG KONG	CWT	38	899		1613
990 U STATES		736	11254		
		774	12153		
PEPPERMINT OIL					
1 U KINGDOM	LB	500	1762		1614
559 JAPAN		600	2562		
990 U STATES		16562	82491		
		17662	86815		
RESIN OIL					
990 U STATES	CWT	290	2518		1617
		290	2518		
SOYA BEAN OIL CRUDE REFINED					
990 U STATES	CWT	18965	214840		1619
		18965	214840		
VEG OILS CRUDE AND REFINED NOP					
55 GERMANY W	CWT	11	315		1620
559 JAPAN		9	312		
990 U STATES		3432	61829		
		3452	62456		
CASHEW NUT SHELL OIL					
	CWT				1622
OITICICA OIL					
990 U STATES	CWT	655	9123		1623
		655	9123		
SUNFLOWER SEED OIL					
	CWT				1624
VEGETABLE OILS FOR TEXTILES					
990 U STATES	CWT	1755	50120		1625
		1755	50120		
LEMON OIL AND ORANGE OIL					
824 JAMAICA	LB	2000	687		1626
990 U STATES		7983	15600		
		9983	16287		
SPEARMINT OIL					
990 U STATES	LB	5252	24381		1627
		5252	24381		
OILS HYOROGENATED BLOWN ETC					
55 GERMANY W	CWT	7	190		1628
990 U STATES		21283	274516		
		21290	274706		
ROSE BUSHES N O P					
1 U KINGDOM	NO	150	54		1646
44 BELG LUX		4400	542		
49 DENMARK		17040	4831		
73 NETHRLNDS		48607	11356		
990 U STATES		432504	120078		
		502701	136861		
BUSHES ROOTS AND VINES N O P					
73 NETHRLNDS	NO	4000	440		1647
990 U STATES		680	76		
		4680	516		
APPLE TREES N O P					
	NO				1651
PEACH TREES AND JUNE BUOS NOP					
990 U STATES	NO	830	254		1653
		830	254		
FRUIT TREES N O P					
990 U STATES	NO	320	203		1657
		320	203		
AZALEAS RHODODENDRONS ETC					
44 BELG LUX			25999		1662
73 NETHRLNDS			43012		
516 HONG KONG			62		
559 JAPAN			2102		
886 P RICO			424		
990 U STATES			75941		
			147540		
PALMS FERNS FICUS CANNAS ETC					
73 NETHRLNDS			4637		1663
559 JAPAN			1771		
990 U STATES			4271		
			10679		
TULIP BULBS					
990 U STATES			72		1664
			72		
GLADIOLI BULBS					
73 NETHRLNDS			4093		1665
990 U STATES			857		
			4950		
FLOWERS AND FOLIAGE CUT					
73 NETHRLNDS			268		1666
559 JAPAN			669		
813 BAHAMAS			252		
874 MEXICO			920		
990 U STATES			212907		
			215016		
TREES SEEDLING STOCK					
55 GERMANY W			481		1668
73 NETHRLNDS			575		
990 U STATES			251		
			1307		

IMPORTS BY COMMODITIES AND COUNTRIES

Commodity and Country	JANUARY 1961		Quantity	Value (\$)	Class Number
	Quantity	Value (\$)			
FLORIST OR NURSERY STOCK N O P					1669
44 BELG LUX		3252			
55 GERMANY W		2789			
73 NETHRLNDS		16928			
559 JAPAN		120			
886 P RICO		369			
990 U STATES		61463			
		84921			
LATEX NATURAL	LB				1678
990 U STATES	448286	160662			
	448286	160662			
LATEX SYNTHETIC	LB				1679
990 U STATES	528061	206447			
	528061	206447			
RUBBER ALLIED GUMS N O P	LB				1680
990 U STATES	5543	18651			
	5543	18651			
RUBBER CRUDE CAOUTCHOUC	LB				1683
1 U KINGDOM	131833	36228			
418 NIGERIA	481600	120564			
513 CEYLON	425600	102065			
524 MALAYA	4684006	1276374			
529 B E I NES	33600	9066			
556 INDONESIA	22372	6379			
583 THAILAND	22400	4847			
990 U STATES	88011	26590			
	5889422	1582113			
RUBBER POWDERED WASTE OR JUNK	LB				1687
990 U STATES	358755	22442			
	358755	22442			
RUBBER RECOVERED	LB				1688
1 U KINGDOM	140000	14382			
990 U STATES	1660629	182460			
	1800629	196842			
RUBBER SUBSTITUTE OR SYNTHETIC	LB				1689
990 U STATES	2396854	635914			
	2396854	635914			
RUBBER THREAD NOT COVERED	LB				1690
1 U KINGDOM	464	487			
990 U STATES	26854	45987			
	27318	46474			
HARD RUBBER STRIP SHEET ROD	LB				1691
990 U STATES	1659	4155			
	1659	4155			
WATERPROOF RUBBER FOOTWEAR	PAIR				1695
1 U KINGDOM	78654	111217			
246 CZECHO S	10723	11363			
277 POLAND	4200	2848			
516 HONG KONG	5706	6739			
559 JAPAN	106182	99800			
990 U STATES	1319	2357			
	206784	234324			
RUBBER FOOTWEAR N O P	PAIR				1696
559 JAPAN	77446	11371			
	77446	11371			
FOAM RUBBER SHEETING					1697
990 U STATES		16899			
		16899			
RUBBER SHEETING N O P					1698
1 U KINGDOM		9269			
55 GERMANY W		237			
67 ITALY		5167			
524 MALAYA		13949			
990 U STATES		16487			
		45109			
CONVEYOR BELTING OF RUBBER					1699
1 U KINGDOM		32932			
990 U STATES		3936			
		36868			
BELTING RUBBER N O P					1701
1 U KINGDOM		7876			
55 GERMANY W		217			
990 U STATES		41678			
		49771			
CANVAS SHOES RUBBER SOLES	PAIR				1702
1 U KINGDOM	1445	1223			
67 ITALY	1044	1538			
246 CZECHO S	17490	19249			
516 HONG KONG	180826	88488			
519 INDIA	1051	565			
559 JAPAN	431986	208299			
990 U STATES	4226	3478			
	638068	322840			
CEMENT RUBBER					1704
1 U KINGDOM		243			
55 GERMANY W		3048			
990 U STATES		57219			
		60510			
GOLF BALLS	002				1707
1 U KINGDOM	2342	9769			
559 JAPAN	6600	12728			
990 U STATES	1069	5471			
	10011	27968			
HEELS RUBBER	PAIR				1708
990 U STATES	61401	8493			
	61401	8493			

IMPORTS BY COMMODITIES AND COUNTRIES

Commodity and Country	JANUARY 1961				Class Number
	Quantity	Value (\$)	Quantity	Value (\$)	
HOSE RUBBER OR RUBBER LINED					1709
1 U KINGDOM		27183			
49 DENMARK		1149			
54 FRANCE		225			
55 GERMANY W		597			
67 ITALY		603			
76 NORWAY		2440			
990 U STATES		196977			
		229174			
WATER BOTTLES RUBBER					1710
1 U KINGDOM		1727			
67 ITALY		95			
246 CZECHO S		233			
990 U STATES		282			
		2344			
MATERIALS FOR SEALING COMPOUND					1711
990 U STATES		15206			
		15206			
MATS AND MATTING RUBBER					1712
1 U KINGDOM		873			
55 GERMANY W		1513			
246 CZECHO S		2434			
990 U STATES		139590			
		144410			
PACKING RUBBER					1713
1 U KINGDOM		532			
85 SWEDEN		113			
990 U STATES		24021			
		24666			
TIRES BICYCLE AND MOTORCYCLE					1715
NO					
1 U KINGDOM	4865	4574			
44 BELG LUX	1445	896			
54 FRANCE	100	74			
55 GERMANY W	10148	6208			
73 NETHRLNDS	4265	2442			
85 SWEDEN	600	396			
559 JAPAN	1238	923			
990 U STATES	266	365			
	22927	15878			
TIRE CASINGS N O P					1716
NO					
1 U KINGDOM	2274	33493			
43 AUSTRIA	293	3971			
54 FRANCE	1636	59277			
55 GERMANY W	415	5333			
67 ITALY	787	7643			
86 SWITZRLND	250	2577			
355 ISRAEL	82	4433			
559 JAPAN	136	7143			
990 U STATES	2547	194213			
	8420	318083			
INNER TUBES RUBBER N O P					1717
NO					
1 U KINGDOM	254	443			
43 AUSTRIA	180	250			
54 FRANCE	1400	5289			
85 SWEDEN	1000	551			
559 JAPAN	288	498			
990 U STATES	1705	9644			
	4827	16675			
TIRES SOLID AUTOMOBILE					1718
NO					
990 U STATES	271	4947			
	271	4947			
TIRES SOLID RUBBER N O P					1719
1 U KINGDOM		6970			
990 U STATES		22184			
		29154			
MANUFACTURES OF RUBBER N O P					1720
1 U KINGDOM		25263			
43 AUSTRIA		107			
49 DENMARK		91			
54 FRANCE		755			
55 GERMANY W		8329			
67 ITALY		3050			
73 NETHRLNDS		1208			
85 SWEDEN		121			
246 CZECHO S		84			
559 JAPAN		5288			
990 U STATES		426718			
		471014			
BICYCLE INNER TUBES RUBBER					1721
NO					
1 U KINGDOM	2190	940			
44 BELG LUX	1330	442			
55 GERMANY W	29158	7540			
73 NETHRLNDS	19083	5137			
85 SWEDEN	900	285			
559 JAPAN	2100	612			
990 U STATES	60	95			
	54821	15051			
GASKETS AND WASHERS RUBBER					1722
1 U KINGDOM		2788			
55 GERMANY W		112			
73 NETHRLNDS		1214			
990 U STATES		135585			
		139699			
DRUGGISTS SUNDRIES RUBBER					1723
1 U KINGDOM		5390			
55 GERMANY W		760			

IMPORTS BY COMMODITIES AND COUNTRIES

Commodity and Country	JANUARY 1961		Quantity	Value (\$)	Class Number
	Quantity	Value (\$)			
67 ITALY		378			
990 U STATES		64762			
TIRE REPAIR MATERIAL OF RUBBER		71297			1724
1 U KINGDOM		4085			
54 FRANCE		480			
55 GERMANY W		18319			
990 U STATES		42498			
NURSING NIPPLES RUBBER		65382			1725
1 U KINGDOM	GROSS	40	160		
990 U STATES		275	4982		
		315	5142		
FLOORING OF RUBBER EXC TILES	SQ YD	7271	15295		1726
990 U STATES		7271	15295		
V BELTS CHIEFLY OF RUBBER					1727
1 U KINGDOM		21762			
55 GERMANY W		1463			
85 SWEDEN		239			
990 U STATES		27053			
SOLES SOLING MATERIALS RUBBER		50517			1728
1 U KINGDOM		3309			
55 GERMANY W		200			
990 U STATES		41108			
AUTOMOTIVE PARTS OF RUBBER NOP		44617			1729
1 U KINGDOM		2019			
54 FRANCE		417			
55 GERMANY W		1306			
85 SWEDEN		51			
559 JAPAN		486			
990 U STATES		208944			
WEATHERSTRIPPING OF RUBBER		213223			1730
1 U KINGDOM		507			
55 GERMANY W		5204			
990 U STATES		21441			
TIRES PNEUM USED EXCEPT SCRAP		97152			1731
1 U KINGDOM	NO	15383	23786		
86 SWITZRLND		115	3515		
990 U STATES		7727	22513		
		23225	49814		
TIRES TRACTOR AND IMPLEMENT	NO	110	3275		1732
1 U KINGDOM		2829	153739		
990 U STATES		2939	157014		
SUGAR BEET SEED	LB	15690	9900		1744
990 U STATES		15690	9900		
SEEDS FOR BLENDING	LB	106861	10555		1746
990 U STATES		106861	10555		
CLOVER SEED	LB	6720	4716		1750
622 NEW ZEAL		838119	409392		
990 U STATES		844839	414108		
FLAX SEED	BUSH				1751
BENT GRASS SEED	LB	76700	25283		1753
990 U STATES		76700	25283		
GRASS SEED TIMOTHY	LB	194845	16619		1754
990 U STATES		194845	16619		
GRASS SEED N O P	LB	67670	13599		1755
49 DENMARK		400	72		
73 NETHRLNDS		591747	100766		
990 U STATES		659817	114437		
MILLET AND RAPE SEED	LB	6480	667		1756
1 U KINGDOM		2500	130		
55 GERMANY W		165140	7795		
990 U STATES		174120	8592		
MUSHROOM SPAWN					1757
990 U STATES			12461		
SEED BEANS AND SEED PEAS	LB	1000	113		1758
1 U KINGDOM		44400	6846		
425 TANGANYKA		697810	82287		
990 U STATES		743210	89246		
SEED POTATOES	LB				1759
SEEDS 5 DOLLARS OR OVER PER LB					1762
1 U KINGDOM			175		
49 DENMARK			409		
54 FRANCE			530		
73 NETHRLNDS			1640		
559 JAPAN			648		
990 U STATES			16078		
			19480		

IMPORTS BY COMMODITIES AND COUNTRIES

Commodity and Country	JANUARY 1961		Quantity	Value (\$)	Class Number
	Quantity	Value (\$)			
GARDEN FIELD ROOT SEEDS N O P					1766
1 U KINGDOM		3074			
49 DENMARK		472			
54 FRANCE		52			
55 GERMANY W		258			
73 NETHRLNDS		4601			
516 HONG KONG		6869			
559 JAPAN		1201			
824 JAMAICA		965			
990 U STATES		170464			
		187956			
TOBACCO TURKISH UNSTEMMED	LB				1776
382 TURKEY	19726	15346			
990 U STATES	344	384			
	20070	15730			
TOBACCO FLUE CURED UNSTEMMED	LB				1778
CIGAR LEAF UNSTEMMED	LB				1779
848 CUBA	4342	2975			
855 DOM REP	7315	2982			
990 U STATES	52653	213027			
	64310	218984			
TOBACCO N O P UNSTEMMED	LB				1780
386 UAR SYRIA	1128	459			
990 U STATES	214	107			
	1342	566			
CIGAR LEAF STEMMED	LB				1782
567 PHIL	5949	2975			
848 CUBA	16595	22874			
990 U STATES	23608	19834			
	46152	45683			
TOBACCO N O P STEMMED	LB				1783
CIGARS	LB				1784
49 DENMARK	8	73			
55 GERMANY W	368	857			
73 NETHRLNOS	4215	15370			
848 CUBA	557	6327			
990 U STATES	1827	5561			
	6975	28188			
CIGARETTES	LB				1785
1 U KINGDOM	341	757			
54 FRANCE	610	829			
990 U STATES	34696	67246			
	35647	68832			
TOBACCO CUT	LB				1787
1 U KINGDOM	14454	32265			
73 NETHRLNDS	38374	34483			
990 U STATES	13459	22474			
	66287	89222			
TOBACCO MANUFACTURED N O P	LB				1788
1 U KINGDOM	2207	3665			
990 U STATES	5391	5807			
	7598	9472			
LOCUST BEANS LOCUST BEAN MEAL	LB				1811
BROOM CORN	CWT				1813
990 U STATES	2100	39104			
	2100	39104			
CATTLE FOOD WITH MOLASSES					1815
990 U STATES		23365			
		23365			
DRUGS CRUDE BARKS FLOWERS					1816
1 U KINGDOM		74			
55 GERMANY W		139			
288 YUGO SLAV		145			
427 UN SO AFR		5689			
516 HONG KONG		3189			
990 U STATES		6417			
		15653			
HAY AND STRAW	TON				1818
990 U STATES	1995	62036			
	1995	62036			
MUCILAGE AND VEGETABLE GLUE	LB				1824
990 U STATES	17568	6294			
	17568	6294			
PALM LEAF UNMANUFACTURED					1825
ROOTS MEDICINAL ALKANET JALAP					1827
990 U STATES		50			
		50			
STARCH AND PREPARATIONS N O P	LB				1828
1 U KINGDOM	1190	188			
73 NETHRLNDS	97679	8395			
516 HONG KONG	6500	769			
990 U STATES	891715	113322			
	997084	122674			
STARCH POTATO POTATO FLOUR	LB				1829
73 NETHRLNDS	352094	18565			
990 U STATES	54100	4832			
	406194	23397			
TAR PINE CRUDE IN BULK	GAL				1832
1 U KINGDOM	2565	1687			
990 U STATES	16441	8768			
	19006	10455			
TEASELS					1833

IMPORTS BY COMMODITIES AND COUNTRIES

Commodity and Country	JANUARY 1961		Quantity	Value (\$)	Class Number
	Quantity	Value (\$)			
TURPENTINE SPIRITS OF					
1 U KINGDOM	GAL	22	78		1835
990 U STATES		42723	30602		
		42745	30680		
VEGETABLE PRODUCTS N O P					
1 U KINGDOM			859		1836
49 DENMARK			1287		
516 HONG KONG			50		
553 CHINA COM			704		
559 JAPAN			94		
752 BRAZIL			1621		
990 U STATES			24660		
			29275		
VEGETABLE COLOURING					
1 U KINGDOM			2691		1839
990 U STATES			14674		
			17365		
DEXTRINE STARCH MIXTURES N O P					
73 NETHRLNDS	LB	86666	5817		1840
990 U STATES		106300	9595		
		192966	15412		
DEXTRINE STARCH NOT A PASTE					
990 U STATES	LB	400	164		1841
		400	164		
DISTILLERS SOLUBLES					
990 U STATES	CWT	7139	25776		1842
		7139	25776		
VEGETABLE FLOUR NOP NOT EDIBLE					
990 U STATES			60055		1843
			60055		
VEGETABLE FLAVOURINGS					
1 U KINGDOM			2060		1845
54 FRANCE			1447		
55 GERMANY W			847		
59 GREECE			559		
73 NETHRLNDS			173		
990 U STATES			107043		
			112129		
SIZING PREPARATIONS N O P					
990 U STATES	LB	146484	13919		1846
		146484	13919		

IMPORTS BY COMMODITIES AND COUNTRIES

Commodity and Country	JANUARY 1961		Quantity	Value (\$)	Class Number
	Quantity	Value (\$)			
<u>GROUP 2</u>					
<u>ANIMALS AND ANIMAL PRODUCTS</u>					
CATTLE PURE BRED	NO				2012
990 U STATES	70	33490			
	70	33490			
BABY CHICKS AND TURKEY POULTS	NO				2013
990 U STATES	687096	161421			
	687096	161421			
DOGS PURE BRED	NO				2014
1 U KINGDOM	10	963			
990 U STATES	25	3188			
	35	4151			
HORSES PURE BRED	NO				2018
1 U KINGDOM	7	8177			
990 U STATES	33	87434			
	40	95611			
ANIMALS FOR IMP OF STOCK N O P	NO				2021
SHEEP	NO				2030
990 U STATES	3077	50574			
	3077	50574			
CATTLE N O P	NO				2032
990 U STATES	19	4044			
	19	4044			
HORSES N O P	NO				2035
990 U STATES	43	6947			
	43	6947			
LIVESTOCK N O P	NO				2037
BEES	PKGS				2041
TURTLES					2045
990 U STATES		2324			
		2324			
ALL OTHER ANIMALS LIVING N O P					2046
1 U KINGDOM		729			
44 BELG LUX		782			
55 GERMANY W		318			
73 NETHRLNDS		12693			
519 INDIA		13797			
614 AUSTRALIA		100			
990 U STATES		24287			
		52706			
MINK	NO				2047
990 U STATES	565	57425			
	565	57425			
BONES CRUDE	CWT				2051
BONE DUST CHARRED BONE	CWT				2052
1 U KINGDOM	3800	12831			
614 AUSTRALIA	200	712			
990 U STATES	942	12267			
	4942	25810			
BONE PITCH CRUDE ONLY	CWT				2053
990 U STATES	18	113			
	18	113			
CHARCOAL ANIMAL FOR SUGAR	CWT				2054
1 U KINGDOM	2265	21890			
	2265	21890			
SHELLS AND FOSSILS N O P					2073
559 JAPAN		69			
990 U STATES		635			
		704			
OYSTER SHELLS CRUSHED OR NOT	CWT				2075
990 U STATES	56322	40919			
	56322	40919			
FEATHERS NATURAL					2081
1 U KINGDOM		62			
49 DENMARK		450			
516 HONG KONG		4157			
990 U STATES		7418			
		12087			
BADMINTON SHUTTLECOCKS BIRDS	GROSS				2083
1 U KINGDOM	294	3270			
49 DENMARK	17	631			
527 PAKISTAN	44	289			
559 JAPAN	126	1070			
990 U STATES	924	10736			
	1405	15996			
MANUFACTURES OF FEATHERS N O P					2084
1 U KINGDOM		512			
54 FRANCE		162			
55 GERMANY W		123			
427 UN SO AFR		324			
516 HONG KONG		432			
519 INDIA		245			
559 JAPAN		80			
990 U STATES		1648			
		3526			
FEATHERBONE COILS					2085
990 U STATES		139			
		139			

IMPORTS BY COMMODITIES AND COUNTRIES

Commodity and Country	JANUARY 1961		Quantity	Value (\$)	Class Number
	Quantity	Value (\$)			
QUILLS NATURAL OR UNPLUMED 990 U STATES				182	2086
				182	
SHRIMPS PRAWNS FRESH OR FROZEN 516 HONG KONG 874 MEXICO 883 PANAMA 990 U STATES	LB		18740	6684	2090
			51300	34931	
			11000	8020	
			117022	88341	
			198062	137976	
COD HADDOCK POLLOCK FRESH 1 U KINGDOM 990 U STATES	LB		6000	1847	2091
			109372	9323	
			115372	11170	
HALIBUT FRESH 990 U STATES	LB		89070	19014	2092
			89070	19014	
FISH LIVERS	LB				2093
HERRINGS FRESH 78 PORTUGAL	LB		6500	1175	2094
			6500	1175	
LIVE FISH AND EGGS PROPAGATING 990 U STATES				12726	2095
				12726	
LOBSTERS FRESH OR BOILED 752 BRAZIL 990 U STATES	LB		500	627	2096
			180	171	
			680	798	
OYSTERS SEED AND BREEDING 990 U STATES				450	2098
				450	
OYSTERS FRESH OR FROZEN 516 HONG KONG 990 U STATES	GAL		58	163	2100
			14242	95377	
			14300	95540	
SALMON FRESH 990 U STATES	LB		17065	10100	2101
			17065	10100	
SQUID FRESH 1 U KINGDOM 516 HONG KONG 559 JAPAN				255	2102
				914	
				102	
				1271	
FISH ALL OTHER FRESH 1 U KINGDOM 49 DENMARK 73 NETHRLNDS 78 PORTUGAL 516 HONG KONG 559 JAPAN 990 U STATES	LB		364	78	2103
			25050	13216	
			10500	4948	
			1750	416	
			1680	739	
			21585	8726	
			234730	38060	
			295659	66183	
COD HADDOCK POLLOCK DRIED 76 NORWAY 990 U STATES	LB		1980	600	2111
			450	67	
			2430	667	
HERRINGS SALTED 1 U KINGDOM 73 NETHRLNDS 85 SWEDEN 990 U STATES	LB		76825	12381	2115
			79366	18411	
			700	149	
			1280	230	
			158171	31171	
FISH DRIED N O P 516 HONG KONG 990 U STATES	LB		1630	1446	2120
			260	173	
			1890	1619	
FISH ALL OTHER SALTED 1 U KINGDOM 516 HONG KONG 990 U STATES	LB		1260	136	2121
			15426	9637	
			450	288	
			17136	10061	
FISH OTHER SMOKED OR BONELESS 1 U KINGDOM 73 NETHRLNDS 990 U STATES	LB		145327	26436	2122
			9280	2044	
			667	448	
			155274	28928	
SHRIMPS AND PRAWNS CANNED 49 DENMARK 76 NORWAY 516 HONG KONG 559 JAPAN 990 U STATES	LB NT		68	136	2130
			3630	3546	
			183	126	
			114	146	
			155664	198022	
			159659	201976	
CRABS CLAMS CANNED 516 HONG KONG 559 JAPAN 990 U STATES	LB NT		235	66	2131
			98589	17300	
			169	77	
			98993	17443	
KIPPERED HERRINGS CANNED 1 U KINGDOM 55 GERMANY W 76 NORWAY	LB NT		20048	6393	2132
			906	364	
			5776	2343	
			26730	9100	
LOBSTERS CANNED PREPARED N O P 49 DENMARK 990 U STATES	LB NT		68	194	2133
			361	612	
			429	806	

IMPORTS BY COMMODITIES AND COUNTRIES

Commodity and Country	JANUARY 1961		Quantity	Value (\$)	Class Number
	Quantity	Value (\$)			
OYSTERS PREPARED PRESERVED NOP	LB NT				2137
516 HONG KONG	1040	1665			
559 JAPAN	9442	4736			
990 U STATES	18100	11098			
	26582	17499			
SALMON CANNED PREPARED N O P	LB NT				2138
55 GERMANY W	288	218			
85 SWEDEN	794	1133			
559 JAPAN	114	163			
990 U STATES	329194	250248			
	330390	251762			
PILCHARD CANNED	LB NT				2139
1 U KINGDOM	315	88			
990 U STATES	3600	421			
	3915	509			
ANCHOVIES SARDINES CANNED	LB NT				2140
49 DENMARK	1813	836			
55 GERMANY W	1562	588			
67 ITALY	1420	1305			
76 NORWAY	25266	18064			
78 PORTUGAL	21515	11394			
85 SWEDEN	1042	551			
277 POLAND	155	137			
990 U STATES	4735	1248			
	57508	34123			
TUNA FISH CANNED	LB NT				2143
559 JAPAN	109484	36490			
	109484	36490			
FISH PRESERVED IN OIL N O P					2144
49 DENMARK		334			
55 GERMANY W		3174			
67 ITALY		284			
76 NORWAY		456			
516 HONG KONG		1116			
559 JAPAN		861			
774 PERU		48882			
990 U STATES		80			
		55187			
FISH PREPARED OR PRESERVED NOP					2145
1 U KINGDOM		4572			
49 DENMARK		5660			
55 GERMANY W		2415			
73 NETHRLNDS		55			
76 NORWAY		1490			
85 SWEDEN		151			
277 POLAND		97			
516 HONG KONG		2976			
559 JAPAN		796			
990 U STATES		4085			
		22297			
HERRINGS CANNED	LB NT				2146
1 U KINGDOM	18275	3914			
49 DENMARK	703	490			
55 GERMANY W	29287	7791			
73 NETHRLNDS	377	82			
76 NORWAY	1531	1118			
85 SWEDEN	2080	1328			
277 POLAND	600	105			
	52853	14828			
FISH OFFAL OR REFUSE	CWT				2151
990 U STATES	908	3592			
	908	3592			
SPONGES OF MARINE PRODUCTION					2152
59 GREECE		84			
67 ITALY		198			
990 U STATES		2918			
		3200			
FISHERY PRODUCTS N O P					2153
49 DENMARK		170			
55 GERMANY W		1128			
76 NORWAY		253			
78 PORTUGAL		1290			
516 HONG KONG		1993			
524 MALAYA		504			
559 JAPAN		15602			
716 B GUIANA		243			
845 C RICA		149			
848 CUBA		480			
990 U STATES		40120			
		61932			
FISH MEAL	CWT				2154
990 U STATES	800	3363			
	800	3363			
FUR SKINS CHINA AND JAP MINK	NO				2155
1 U KINGDOM	25900	20206			
553 CHINA COM	9000	6867			
	34900	27073			
FUR SKINS RACCOON UNDRRESSED	NO				2157
990 U STATES	7996	20576			
	7996	20576			
FUR SKINS SHEEP LAMB UNDRRESSED	NO				2158
744 ARGENTINA	1890	2223			
990 U STATES	6485	7306			
	8375	9529			
FUR SKINS FOX UNDRRESSED	NO				2162
1 U KINGDOM	1720	12320			

IMPORTS BY COMMODITIES AND COUNTRIES

Commodity and Country	JANUARY 1961		Quantity	Value (\$)	Class Number
	Quantity	Value (\$)			
76 NORWAY	165	2298			
990 U STATES	253	4904			
	2138	19522			
FUR SKINS KOLINSKY UNDRESSED	NO				2163
1 U KINGDOM	5060	12934			
	5060	12934			
FUR SKINS MINK UNDRESSED	NO				2164
1 U KINGDOM	1976	25355			
49 DENMARK	2459	28869			
53 FINLAND	1086	19726			
76 NORWAY	10509	152283			
85 SWEDEN	2084	34808			
990 U STATES	49368	649036			
	67482	910077			
FUR SKINS MUSKRAT UNDRESSED	NO				2165
990 U STATES	228725	213145			
	228725	213145			
FUR SKINS PERSIAN LAMB UNDRESS	NO				2166
1 U KINGDOM	32741	188730			
73 NETHRLNDS	7056	39990			
990 U STATES	18545	151663			
	58342	380383			
FUR SKINS RABBIT UNDRESSED	NO				2167
54 FRANCE	4000	2080			
990 U STATES	1000	431			
	5000	2511			
FUR SKINS SQUIRREL UNDRESSED	NO				2168
990 U STATES	2000	1619			
	2000	1619			
FUR SKINS UNDRESSED N O P	NO				2169
1 U KINGDOM	570	850			
76 NORWAY	600	2473			
752 BRAZIL	631	18210			
990 U STATES	11642	59683			
	13443	81216			
RABBIT SKINS DRESSED N O P	DOZ				2172
FUR SKINS DRESSED N O P					2173
1 U KINGDOM		47291			
55 GERMANY W		12763			
67 ITALY		55			
427 UN SO AFR		11561			
990 U STATES		311771			
		383441			
HATTERS FURS NOT ON THE SKIN	LB				2174
1 U KINGDOM	614	3892			
44 BELG LUX	2600	5675			
55 GERMANY W	4050	8621			
990 U STATES	5065	26066			
	12329	44254			
FUR SKINS SHEEP DRESSED					2175
1 U KINGDOM		432			
990 U STATES		9677			
		10109			
MANUFACTURES OF FUR N O P					2181
1 U KINGDOM		1890			
44 BELG LUX		575			
54 FRANCE		84			
55 GERMANY W		535			
76 NORWAY		563			
86 SWITZRLND		299			
553 CHINA COM		8089			
614 AUSTRALIA		314			
990 U STATES		31393			
		43742			
BRISTLES ANIMAL	LB				2191
1 U KINGDOM	25402	140685			
73 NETHRLNDS	887	3953			
990 U STATES	8498	51849			
	34787	196487			
HAIR UNMANUFACTURED	LB				2192
990 U STATES	74592	9209			
	74592	9209			
HORSE HAIR	LB				2193
990 U STATES	2962	4023			
	2962	4023			
MANUFACTURES OF HAIR NOP					2195
1 U KINGDOM		438			
54 FRANCE		1832			
55 GERMANY W		3085			
73 NETHRLNDS		66			
553 CHINA COM		175			
990 U STATES		1313			
		6909			
HORSE HIDES	NO				2200
990 U STATES	102	783			
	102	783			
CALF SKINS AND KIPS RAW	NO				2201
54 FRANCE	1000	9256			
990 U STATES	49919	307483			
	50919	316739			
CATTLE HIDES RAW	NO				2202
990 U STATES	82521	571542			
	82521	571542			
SHEEP SKINS RAW	NO				2203
990 U STATES	86888	56167			
	86888	56167			

IMPORTS BY COMMODITIES AND COUNTRIES

Commodity and Country	JANUARY 1961		Quantity	Value (\$)	Class Number
	Quantity	Value (\$)			
OTHER HIDES AND SKINS RAW NOP 990 U STATES	NO				2204
		1316	2899		
GOAT SKINS AND KID SKINS RAW	NO				2205
HIDE SECTIONS OR BELLIES 990 U STATES	NO				2206
		23576	28445		
LEATHER DRESSED KID		23576	28445		2210
1 U KINGDOM			89142		
55 GERMANY W			1211		
990 U STATES			36299		
			126652		
BELTING LEATHER IN BUTTS					2211
1 U KINGDOM			14234		
54 FRANCE			376		
55 GERMANY W			1530		
990 U STATES			3802		
			19942		
LEATHER TANNED N O P					2213
1 U KINGDOM			10988		
43 AUSTRIA			190		
55 GERMANY W			1678		
519 INDIA			3877		
559 JAPAN			8218		
990 U STATES			31414		
			56365		
LEATHER DRESSED N O P					2215
1 U KINGDOM			103554		
54 FRANCE			28512		
55 GERMANY W			3724		
64 IRELAND			631		
67 ITALY			1186		
73 NETHRLNOS			1168		
86 SWITZRLND			1149		
614 AUSTRALIA			313		
990 U STATES			129667		
			269904		
CHAMOIS SKIN					2216
1 U KINGDOM			20006		
			20006		
PATENT AND UPHOLSTERY LEATHER 990 U STATES					2217
			4555		
			4555		
SOLE LEATHER					2218
1 U KINGDOM	LB				
		2110	1366		
		2110	1366		
SCRAP LEATHER					2219
990 U STATES			2696		
			2696		
PIG MOROCCO ROLLER LEATHERS					2220
1 U KINGDOM			85188		
990 U STATES			57676		
			142864		
LEATHER FROM EAST INDIA KIP					2221
1 U KINGDOM			61397		
			61397		
LEATHER FOR GLOVES OR CLOTHING					2224
1 U KINGDOM			91840		
990 U STATES			80538		
			172378		
LEATHER FOR UPHOLSTERY LEATHER					2225
1 U KINGDOM			13769		
			13769		
CRUST OIL LEATHER FOR CHAMOIS					2226
BOOTS AND SHOES MENS LEATHER	PAIR				2232
1 U KINGDOM		46783	241271		
43 AUSTRIA		346	6091		
53 FINLAND		20	164		
54 FRANCE		46	239		
55 GERMANY W		2013	10445		
64 IRELAND		39	174		
67 ITALY		8457	20876		
76 NORWAY		21	255		
246 CZECHO S		36	96		
516 HONG KONG		600	2327		
559 JAPAN		1440	2548		
990 U STATES		4461	20997		
		64262	305483		
BOOTS AND SHOES WOMENS LEATHER	PAIR				2233
1 U KINGDOM		15132	85782		
43 AUSTRIA		95	1445		
54 FRANCE		47	316		
55 GERMANY W		1002	6739		
64 IRELAND		29	170		
67 ITALY		12652	73077		
73 NETHRLNDS		13	77		
86 SWITZRLNO		778	6487		
516 HONG KONG		68	564		
559 JAPAN		6801	22807		
990 U STATES		28827	98497		
		65444	295961		
BOOTS SHOES CHILDRENS LEATHER	PAIR				2234
1 U KINGDOM		5418	10064		
43 AUSTRIA		30	257		

IMPORTS BY COMMODITIES AND COUNTRIES

Commodity and Country	JANUARY 1961		Quantity	Value (\$)	Class Number
	Quantity	Value (\$)			
54 FRANCE	17	134			
55 GERMANY W	369	1404			
67 ITALY	1138	3436			
990 U STATES	3395	5534			
HARNESS AND SADDLERY	10367	20829			2238
1 U KINGDOM		6565			
55 GERMANY W		942			
73 NETHRLNDS		77			
874 MEXICO		869			
990 U STATES		16856			
LEATHER BELTING		25309			2239
1 U KINGDOM		16146			
55 GERMANY W		2370			
990 U STATES		763			
MFRS OF LEATHER OR RAWHIDE NOP		19279			2241
1 U KINGDOM		16982			
54 FRANCE		309			
55 GERMANY W		232			
67 ITALY		1008			
85 SWEDEN		53			
86 SWITZRLND		75			
527 PAKISTAN		260			
559 JAPAN		1681			
990 U STATES		38269			
SOLES AND HEELS LEATHER		58869			2243
1 U KINGDOM		240			
990 U STATES		3157			
SHOE LIFTS AND WELTING LEATHER		3397			2244
990 U STATES		7093			
STRAPS LEATHER		7093			2245
1 U KINGDOM		732			
55 GERMANY W		1598			
67 ITALY		261			
86 SWITZRLND		116			
990 U STATES		7498			
BICYCLE SADDLES		10205			2246
1 U KINGDOM	NO	442	489		
55 GERMANY W		4039	2382		
73 NETHRLNDS		5047	3346		
990 U STATES		8890	3313		
BEEF AND VEAL FRESH		18418	9530		2251
622 NEW ZEAL	LB	206710	52755		
990 U STATES		792044	344720		
MUTTON AND LAMB FRESH		998754	397475		2252
614 AUSTRALIA	LB	1140434	245738		
622 NEW ZEAL		2230	614		
990 U STATES		25015	12930		
PORK FRESH		1167679	259282		2253
990 U STATES	LB	4169889	1341367		
POULTRY NOP GAME PARTRIOGE		4169889	1341367		2254
990 U STATES	LB	76368	29130		
MEATS FRESH N O P		76368	29130		2257
848 CUBA	LB	660	290		
990 U STATES		1800	1619		
EDIBLE OFFAL FRESH		2460	1909		2258
622 NEW ZEAL	LB	999	582		
990 U STATES		513338	111566		
CHICKENS AND FOWL N O P		514337	112148		2259
990 U STATES	LB	1696740	405465		
TURKEYS NOP		1696740	405465		2260
990 U STATES	LB	118833	55892		
PORK PREP OR PRESERVED N O P		118833	55892		2261
49 DENMARK	LB	728	164		
990 U STATES		542515	159432		
BEEF PICKLED		543243	159596		2263
990 U STATES	LB	876582	287053		
CANNED MEATS POULTRY GAME NOP		876582	287053		2264
1 U KINGDOM	LB NT	71107	23306		
49 DENMARK		22260	13005		
54 FRANCE		690	1010		
55 GERMANY W		256	52		
73 NETHRLNDS		11699	3040		
76 NORWAY		587	274		
277 POLAND		2204	609		
559 JAPAN		205	323		
990 U STATES		6654	2953		
		115662	44572		

IMPORTS BY COMMODITIES AND COUNTRIES

Commodity and Country	JANUARY 1961		Quantity	Value (\$)	Class Number
	Quantity	Value (\$)			
EXTRACTS OF MEAT FLUID BEEF	LB				2265
73 NETHRLNDS	452	390			
622 NEW ZEAL	11200	27396			
	11652	27786			
MEATS PREPARED NOT CANNED	LB				2266
990 U STATES	103348	84662			
	103348	84662			
SAUSAGE NOT CANNED OR BOTTLED	LB				2269
990 U STATES	13219	11390			
	13219	11390			
SOUPS SOUP PREPARATIONS N O P					2270
73 NETHRLNDS		5370			
86 SWITZRLND		5823			
559 JAPAN		851			
990 U STATES		51891			
		63935			
MEAT PIES FROZEN	LB				2271
990 U STATES	314790	105443			
	314790	105443			
COMPLETE DINNERS MEAT FROZEN	LB				2272
990 U STATES	208628	122934			
	208628	122934			
BEEF CANNED N O P	LB NT				2273
614 AUSTRALIA	6228	2511			
744 ARGENTINA	1200	651			
990 U STATES	751	870			
	8179	4032			
CORNED BEEF CANNED	LB NT				2274
614 AUSTRALIA	41022	16918			
744 ARGENTINA	378750	141351			
769 PARAGUAY	154800	59020			
	574572	217289			
MILK SKIM POWDERED	LB				2280
990 U STATES	2353	471			
	2353	471			
MILK AND CREAM FRESH	GAL				2281
49 DENMARK	630	1523			
	630	1523			
BUTTER	LB				2282
CASEIN	LB				2283
614 AUSTRALIA	91571	15870			
990 U STATES	6300	2250			
	97871	18120			
CHEESE	LB				2284
1 U KINGDOM	8979	4965			
43 AUSTRIA	2160	735			
49 DENMARK	237387	93424			
53 FINLAND	16557	4451			
54 FRANCE	66649	38638			
55 GERMANY W	20242	10432			
67 ITALY	212675	112543			
73 NETHRLNDS	140295	56512			
76 NORWAY	1146	540			
85 SWEDEN	2169	614			
86 SWITZRLND	141788	79326			
622 NEW ZEAL	2832	923			
744 ARGENTINA	6624	2392			
990 U STATES	193869	126841			
	1053372	532336			
MILK WHOLE POWDERED	LB				2286
86 SWITZRLND	794	532			
990 U STATES	3105	1502			
	3899	2034			
MILK PROD CONDENSED DRIED NOP	LB				2287
990 U STATES	119036	7208			
	119036	7208			
OLEIC ACID OR RED OIL	CWT				2288
990 U STATES	682	11568			
	682	11568			
STEARIC ACID	CWT				2289
990 U STATES	265	3489			
	265	3489			
ANIMAL OIL N O P	CWT				2293
990 U STATES	293	5203			
	293	5203			
COD LIVER OIL	CWT				2294
1 U KINGDOM	21	377			
76 NORWAY	24	434			
990 U STATES	82	1107			
	127	1918			
FISH MARINE ANIMAL OIL N O P	CWT				2295
813 BAHAMAS	2459	15841			
990 U STATES	10848	68960			
	13307	84801			
WHALE AND SPERMACE TI OIL	CWT				2297
990 U STATES	614	8962			
	614	8962			
FISH OIL CONCENTRATED	CWT				2299
FISH OIL FOR FORTIFYING	CWT				2300
559 JAPAN	80	17246			
990 U STATES	12	2015			
	92	19261			
BEESWAX	CWT				2302
990 U STATES	135	9062			
	135	9062			

IMPORTS BY COMMODITIES AND COUNTRIES

Commodity and Country	JANUARY 1961		Quantity	Value (\$)	Class Number
	Quantity	Value (\$)			
CANDLES N O P					
559 JAPAN	CWT	9	244		2303
990 U STATES		338	11908		
		347	12152		
GREASE AND DEGRAS					
1 U KINGDOM	CWT	471	3792		2304
990 U STATES		14352	95003		
		14823	98795		
LARD AND COMPOUNDS STEARINE					
990 U STATES	CWT	17537	168105		2307
		17537	168105		
TALLOW					
990 U STATES	CWT	780	7925		2308
		780	7925		
EGG ALBUMEN DRIED POWDERED ETC					
990 U STATES	LB	6924	5522		2315
		6924	5522		
EGGS DRIED POWDERED N O P					
	LB				2317
GELATINE INEDIBLE PHOTOGRAPHIC					
990 U STATES	LB	10800	10816		2320
		10800	10816		
ANIMAL GLANDS FOR MEDICINE					
990 U STATES			1261		2321
			1261		
EGGS IN THE SHELL					
516 HONG KONG	DOZ	1326	644		2325
990 U STATES		127804	276459		
		129130	277103		
EGGS YOLK OR ALBUMEN FROZEN					
990 U STATES	LB	6520	3768		2326
		6520	3768		
GELATINE CAPSULES EMPTY					
1 U KINGDOM			681		2328
990 U STATES			29748		
			30429		
GELATINE EDIBLE					
86 SWITZRLND	LB	2000	808		2329
614 AUSTRALIA		33600	17457		
990 U STATES		61990	37294		
		97590	55559		
GELATINE N O P					
44 BELG LUX	LB	133	60		2331
990 U STATES		100	55		
		233	115		
GLUE ANIMAL POWDERED OR SHEET					
1 U KINGDOM	LB	43600	5715		2332
990 U STATES		21397	4268		
		64997	9983		
GLUE N O P					
55 GERMANY W	LB	282	124		2333
990 U STATES		2893	1090		
		3175	1214		
GUT AND MANUFACTURES N D P					
1 U KINGDOM			310		2336
614 AUSTRALIA			1209		
990 U STATES			228		
			1747		
HONEY					
1 U KINGDOM	LB	220404	25655		2337
64 IRELAND		180	79		
288 YUGO SLAV		6993	2153		
990 U STATES		21991	6322		
		249568	34209		
MANURES ANIMAL					
990 U STATES	CWT	409	919		2338
		409	919		
MUSK IN PODS OR GRAINS					
	DOZ				2339
RENNET RAW AND PREPARED					
990 U STATES	LB	8758	9229		2340
		8758	9229		
SAUSAGE CASINGS UNCLEANED					
990 U STATES	LB	52666	24715		2341
		52666	24715		
SAUSAGE CASINGS CLEANED					
614 AUSTRALIA	LB	35498	45372		2342
622 NEW ZEAL		35415	52507		
990 U STATES		3042	4213		
		73955	102092		
TANKAGE					
990 U STATES	CWT	6479	11120		2343
		6479	11120		
ANIMAL PRODUCTS N O P					
1 U KINGDOM			13661		2344
55 GERMANY W			17372		
73 NETHRLNDS			4546		
86 SWITZRLND			275		
516 HONG KONG			1300		
519 INDIA			185		
559 JAPAN			1324		
990 U STATES			31040		
			69703		
HORSE MEAT AND MEAT FOR FEED					
559 JAPAN	CWT	500	3713		2345
990 U STATES		3555	24145		
		4055	27858		

IMPORTS BY COMMODITIES AND COUNTRIES

Commodity and Country	JANUARY 1961				Class Number
	Quantity	Value (\$)	Quantity	Value (\$)	
DOG FOOD AND PET STOCK FOOD 990 U STATES		15050			2347
		15050			

IMPORTS BY COMMODITIES AND COUNTRIES

Commodity and Country	JANUARY 1961		Quantity	Value (\$)	Class Number
	Quantity	Value (\$)			
<u>GROUP 3</u>					
<u>FIBRES TEXTILES AND PRODUCTS</u>					
RAW COTTON	CWT				3001
874 MEXICO	4648	126781			
990 U STATES	177246	5725448			
	181894	5852229			
COTTON LINTERS AND FIBRES NOP	LB				3002
752 BRAZIL	40060	2425			
990 U STATES	963123	66387			
	1003183	68812			
BATTS BATTING WAOOING COTTON	LB				3004
990 U STATES	54833	35279			
	54833	35279			
COT YARNS SINGLES NOT FINER 20	LB				3005
1 U KINGDOM	9012	8878			
82 SPAIN	4952	2572			
355 ISRAEL	7850	3224			
990 U STATES	101693	81354			
	123507	96028			
COTTON YARNS SINGLES 21 TO 39	LB				3006
1 U KINGDOM	39671	41596			
54 FRANCE	43840	23731			
82 SPAIN	1039	561			
355 ISRAEL	14588	5979			
752 BRAZIL	10024	6080			
990 U STATES	75987	70448			
	185149	148395			
COT YARNS SINGLES 40 AND FINER	LB				3007
1 U KINGDOM	79453	99449			
54 FRANCE	297	565			
67 ITALY	1761	2773			
990 U STATES	36257	51004			
	117768	153791			
COTTON YARNS PLIED	LB				3008
1 U KINGDOM	59287	90310			
82 SPAIN	39471	23626			
86 SWITZRLND	147	279			
990 U STATES	150921	186471			
	249896	300686			
COTTON THREAD	LB				3009
73 NETHRLNDS	561	1241			
246 CZECHO S	6591	5447			
288 YUGO SLAV	224	248			
990 U STATES	51629	91553			
	59005	98489			
CROCHET KNITTING COTTON N D P	LB				3014
1 U KINGDDM	1034	4459			
54 FRANCE	1528	7768			
990 U STATES	20311	31816			
	22873	44043			
CORDS AND TWINE COTTON N D P	LB				3015
1 U KINGDOM	22513	12343			
990 U STATES	57380	36667			
	79893	49010			
COT YARNS NOP INCL TINSEL THRD	LB				3016
1 U KINGDOM	15926	4668			
990 U STATES	72426	36972			
	88352	41640			
COLOURED COT FAB NOP OVER 80 C	LB				3026
1 U KINGDOM	46359	120578			
43 AUSTRIA	824	2628			
44 BELG LUX	34713	38349			
54 FRANCE	29252	53517			
55 GERMANY W	137379	246579			
67 ITALY	5476	13636			
73 NETHRLNDS	160265	235334			
78 PORTUGAL	16501	25110			
82 SPAIN	1653	3357			
86 SWITZRLND	6053	25101			
246 CZECHO S	31648	27766			
355 ISRAEL	2513	8539			
516 HONG KONG	353	720			
519 INDIA	13947	16433			
559 JAPAN	183725	257847			
874 MEXICO	4348	7556			
990 U STATES	2735539	4112919			
	3410548	5195969			
COLORED COT FAB NOP 50 TO 80 C	LB				3027
1 U KINGDOM	597	316			
44 BELG LUX	6427	5008			
55 GERMANY W	2464	1677			
78 PORTUGAL	3954	3092			
82 SPAIN	3087	2021			
246 CZECHO S	5104	3449			
516 HONG KONG	2067	1508			
519 INOIA	112793	67341			
559 JAPAN	2761	2091			
990 U STATES	85517	63317			
	224771	149820			
COLORED COT FAB NOP UNOER 50 C	LB				3028
1 U KINGDDM	773	280			

IMPORTS BY COMMODITIES AND COUNTRIES

Commodity and Country	JANUARY 1961		Quantity	Value (\$)	Class Number
	Quantity	Value (\$)			
519 INDIA	37122	18330			
990 U STATES	7131	3081			
COTTON DENIMS	45026	21691			
990 U STATES	LB				3029
HANDKERCHIEF COTTON BLEACHED	249285	193197			
COTTON FABRIC NOT BLEACHED NOP	249285	193197			
1 U KINGDOM	LB				3031
44 BELG LUX	13311	11248			
73 NETHRLNDS	3725	2821			
82 SPAIN	2082	2097			
246 CZECHO S	64639	29911			
287 U S S R	2399	1912			
519 INDIA	7050	3320			
527 PAKISTAN	60538	31665			
553 CHINA COM	3056	1386			
559 JAPAN	5456	2858			
990 U STATES	137592	91072			
CANTON FLANNELS NOT COLOURED	856138	676203			
1 U KINGDOM	155986	854493			
43 AUSTRIA	LB				3032
55 GERMANY W	1250	2338			
73 NETHRLNDS	254	933			
82 SPAIN	1520	2190			
86 SWITZRLND	364	496			
277 POLAND	22174	12348			
516 HONG KONG	853	3479			
519 INDIA	32749	17560			
559 JAPAN	177	119			
990 U STATES	44688	31339			
TOWELLING IN THE WEB	108261	113274			
246 CZECHO S	37134	54005			
990 U STATES	249424	238081			
VOILES SCRIMS NOT COLOURED	LB				3033
1 U KINGDOM	2912	2158			
43 AUSTRIA	6350	6337			
54 FRANCE	9262	8495			
55 GERMANY W	267	876			
86 SWITZRLND	46	160			
519 INDIA	181	604			
559 JAPAN	722	1263			
990 U STATES	1757	7812			
COTTON FABRICS BLEACHED N O P	2386	1996			
1 U KINGDOM	2028	2040			
55 GERMANY W	21978	33070			
73 NETHRLNDS	29365	47821			
277 POLAND	4810	7782			
559 JAPAN	588	1140			
990 U STATES	418	616			
COTTON CHEESECLOTH AND GAUZE	4948	3264			
1 U KINGDOM	2676	4945			
990 U STATES	23377	30427			
POP LIN BLEACHED NOT COLOURED	36817	48174			
1 U KINGDOM	LB				3036
86 SWITZRLND	81	130			
559 JAPAN	233071	196528			
990 U STATES	233152	196658			
COTTON FABRICS COUNT 100	LB				3037
1 U KINGDOM	93	229			
86 SWITZRLND	211	740			
559 JAPAN	31601	34111			
990 U STATES	9705	13491			
COTTON FABRIC FOR TYPE RIBBON	41610	48571			
1 U KINGDOM	LB				3039
67 ITALY	30326	105588			
73 NETHRLNDS	784	1268			
990 U STATES	31110	106856			
COTTON FABRICS WITH CUT PILE	LB				3041
1 U KINGDOM	11695	40868			
67 ITALY	1254	4066			
73 NETHRLNDS	3955	10887			
990 U STATES	578	4171			
COTTON FABRICS WITH CUT PILE	17482	59992			
1 U KINGDOM	LB				3043
54 FRANCE	25529	21048			
55 GERMANY W	2321	1750			
67 ITALY	22888	43739			
73 NETHRLNDS	234	523			
82 SPAIN	7770	11323			
246 CZECHO S	352	282			
277 POLANO	9937	8017			
559 JAPAN	3369	2153			
990 U STATES	33906	34150			
COTTON FABRIC KNITTED	67126	86956			
1 U KINGDOM	173432	209941			
990 U STATES	LB				3045
COTTON GABARDINES	16730	17523			
1 U KINGDOM	92056	155781			
990 U STATES	108786	173304			
COTTON GABARDINES	LB				3047
1 U KINGDOM	2927	11718			
990 U STATES	3236	4535			
	6163	16253			

IMPORTS BY COMMODITIES AND COUNTRIES

Commodity and Country	JANUARY 1961		Quantity	Value (\$)	Class Number
	Quantity	Value (\$)			
COTTON FABRICS FOR BOOK COVERS	LB				3050
990 U STATES	156	188			
LACE NOT COLOURED FOR CLOTHING	LB				3051
1 U KINGDOM	846	2064			
43 AUSTRIA	11320	50158			
54 FRANCE	446	3351			
55 GERMANY W	168	582			
86 SWITZRLND	1713	10988			
246 CZECHO S	81	399			
990 U STATES	1573	9727			
LACE COLOURED FOR CLOTHING	LB				3052
1 U KINGDOM	33	246			
43 AUSTRIA	625	3386			
54 FRANCE	134	718			
86 SWITZRLND	308	2856			
559 JAPAN	4326	7113			
990 U STATES	696	3993			
EMBROIDERIES COTTON N O P	LB				3053
1 U KINGDOM	35	76			
43 AUSTRIA	250	1080			
54 FRANCE	106	445			
73 NETHRLNDS	235	1168			
86 SWITZRLND	1361	13611			
553 CHINA COM	600	726			
990 U STATES	2629	3803			
LACE BOBBINET NETS COTTON NOP	LB				3054
1 U KINGDOM	499	1382			
43 AUSTRIA	203	1665			
55 GERMANY W	600	1251			
86 SWITZRLND	25	140			
516 HONG KONG	28	66			
990 U STATES	804	2268			
WHITE COTTON BOBBINET PLAIN	YD				3055
1 U KINGDOM	1000	500			
BAGS COTTON	LB				3082
990 U STATES	4974	5318			
BELTING OF COTTON	LB				3083
1 U KINGDOM	12208	11058			
990 U STATES	8717	34960			
BLANKETS OF COTTON	LB				3084
1 U KINGDOM	2464	3186			
44 BELG LUX	98943	86299			
55 GERMANY W	5443	1872			
73 NETHRLNDS	350	212			
246 CZECHO S	1298	802			
559 JAPAN	3112	2042			
990 U STATES	8041	7635			
BRAIDED WICK FOR CANDLES					3086
1 U KINGDOM		108			
55 GERMANY W		906			
990 U STATES		2629			
CURTAINS COTTON N O P	LB				3087
1 U KINGDOM	168	483			
86 SWITZRLND	180	715			
990 U STATES	6152	11597			
TABLE AND TRAY CLOTHS COTTON	LB				3088
1 U KINGDOM	12168	24293			
43 AUSTRIA	61	315			
54 FRANCE	91	301			
55 GERMANY W	251	314			
67 ITALY	36	72			
73 NETHRLNDS	263	507			
78 PORTUGAL	74	339			
82 SPAIN	687	1499			
86 SWITZRLND	52	752			
516 HONG KONG	2176	3680			
553 CHINA COM	19567	14714			
559 JAPAN	720	554			
990 U STATES	7867	13591			
LADDER TAPES FOR BLINDS	LB				3092
1 U KINGDOM	213	414			
990 U STATES	78	106			
QUILTS COTTON	LB				3094
990 U STATES	291	520			
SHEETS COTTON	LB				3095
1 U KINGDOM	2536	3032			
44 BELG LUX	392	591			
73 NETHRLNDS	833	815			
277 POLAND	1029	891			
516 HONG KONG	7494	5883			
559 JAPAN	1991	3720			
990 U STATES	15276	13401			
	59863	76816			
	86878	102117			

IMPORTS BY COMMODITIES AND COUNTRIES

Commodity and Country	JANUARY 1961		Quantity	Value (\$)	Class Number
	Quantity	Value (\$)			
TOWELS COTTON					3096
1 U KINGDOM	LB	143	219		
73 NETHRLNDS		3208	3613		
246 CZECHO S		7522	5254		
516 HONG KONG		1399	1964		
519 INDIA		15196	9622		
553 CHINA COM		180	139		
559 JAPAN		14890	10941		
990 U STATES		261734	290618		
		304272	322370		
COTTON MANUFACTURES M O P					3097
1 U KINGDOM	LB	6259	12330		
43 AUSTRIA		51	60		
44 BELG LUX		446	539		
49 DENMARK		40	298		
54 FRANCE		871	3578		
55 GERMANY W		1639	3427		
67 ITALY		5700	2786		
73 NETHRLNDS		1089	1569		
82 SPAIN		402	645		
86 SWITZRLND		322	1796		
516 HONG KONG		47	190		
553 CHINA COM		212	216		
559 JAPAN		30191	28663		
990 U STATES		110222	161794		
		157561	217891		
WASH CLOTHS BATH MATS COTTON					3098
1 U KINGDOM	LB	171	331		
44 BELG LUX		1000	759		
73 NETHRLNDS		106	157		
246 CZECHO S		783	526		
516 HONG KONG		287	953		
559 JAPAN		5610	4306		
990 U STATES		23136	27776		
		31093	34808		
PILLOW CASES COTTON					3100
1 U KINGDOM	LB	1137	2378		
78 PORTUGAL		78	426		
277 POLAND		8637	4100		
516 HONG KONG		5974	8834		
553 CHINA COM		21429	28637		
559 JAPAN		30993	28448		
990 U STATES		3777	4720		
		72025	77543		
FLAX FIBRE AND TOW					3111
44 BELG LUX	CWT	2330	14108		
73 NETHRLNDS		336	2305		
		2666	23413		
HEMP DRESSED OR UNDRESSED					3112
JUTE AND JUTE BUTTS					3113
527 PAKISTAN	CWT	2180	25834		
		2180	25834		
OAKUM OF FLAX HEMP OR JUTE					3114
73 NETHRLNDS	CWT	50	887		
990 U STATES		209	4720		
		259	5607		
BATTS WADDING VEGETABLE FIBRES					3115
YARNS JUTE SINGLES M O P					3121
519 INDIA	LB	49621	9431		
		49621	9431		
YARNS VEGETABLE FIBRE SINGLES					3122
1 U KINGDOM	LB	926	853		
990 U STATES		134	180		
		1060	1033		
YARNS CORDS TWINE OF JUTE NOP					3123
1 U KINGDOM	LB	780	399		
990 U STATES		425	171		
		1275	570		
YARNS CORDS TWINE VEG FIB NOP					3124
1 U KINGDOM	LB	33708	8903		
874 MEXICD		96226	11159		
990 U STATES		2324	2618		
		132258	22680		
LINEN THREAD FOR SEWING					3125
1 U KINGDOM	LB	23395	46078		
43 AUSTRIA		202	275		
54 FRANCE		897	908		
990 U STATES		95	210		
		24589	47471		
YARNS VEG FIBRE FOR WEAVING					3126
1 U KINGDOM	LB	101330	45002		
64 IRELAND		108989	27517		
990 U STATES		1951	767		
		212270	73286		
FABRICS CHIEFLY FLAX OR HEMP					3132
1 U KINGDOM	LB	42305	55989		
44 BELG LUX		349	788		
49 DENMARK		153	249		
55 GERMANY W		961	878		
86 SWITZRLND		685	1805		
246 CZECHO S		2988	2114		
559 JAPAN		499	1207		
990 U STATES		7196	18033		
		55136	81063		

IMPORTS BY COMMODITIES AND COUNTRIES

Commodity and Country	JANUARY 1961		Quantity	Value (\$)	Class Number
	Quantity	Value (\$)			
FABRICS JUTE UNBLEACHED N O P	YD				3134
1 U KINGDOM	17441	22618			
44 BELG LUX	88196	16979			
54 FRANCE	105633	16093			
55 GERMANY W	10400	6954			
519 INDIA	3924115	425525			
527 PAKISTAN	250000	20900			
990 U STATES	111444	34350			
	4507229	543419			
FABRICS OF JUTE N O P	YD				3135
990 U STATES	5130	2155			
	5130	2155			
FABRIC JUTE 12INS WIDE OR LESS	LB				3136
519 INDIA	2200	437			
	2200	437			
FAB VEG FIB 12INS WIDE OR LESS	LB				3137
1 U KINGDOM	14431	21698			
54 FRANCE	159	480			
55 GERMANY W	44	200			
559 JAPAN	6896	5735			
990 U STATES	28226	38195			
	49756	66308			
FABRICS VEGETABLE FIBRE N O P	YD				3138
1 U KINGDOM	5653	3621			
54 FRANCE	39	79			
990 U STATES	2525	2940			
	8217	6640			
TOWELLING TABLE CLOTHS IN WEB	LB				3139
1 U KINGDOM	3451	4412			
246 CZECHO S	8039	5261			
277 POLAND	15998	9303			
287 U S S R	10900	4436			
990 U STATES	1127	1942			
	39515	25354			
BAGS OF HEMP LINEN JUTE SISAL	LB				3171
1 U KINGDOM	5424	954			
990 U STATES	4049	1436			
	9473	2390			
CARPETING RUGS HEMP JUTE SISAL					3172
1 U KINGDOM		3203			
44 BELG LUX		13495			
55 GERMANY W		345			
73 NETHRLNDS		12913			
559 JAPAN		295			
867 HAITI		1146			
990 U STATES		3661			
		35058			
QUILTS BATH MATS VEG FIBRE NOP	LB				3173
990 U STATES	2234	2657			
	2234	2657			
FIRE HOSE LINEN					3174
1 U KINGDOM		5852			
43 AUSTRIA		1691			
		7543			
SAILS FOR BOATS AND SHIPS					3176
1 U KINGDOM		2434			
516 HONG KONG		336			
990 U STATES		1209			
		3979			
TOWELS GLASS CLOTHS CRASH HUCK	LB				3177
1 U KINGDOM	8549	10917			
64 IRELAND	111	130			
246 CZECHO S	15553	11638			
277 POLAND	10333	6360			
516 HONG KONG	227	2301			
990 U STATES	151	364			
	34924	31710			
SHEETS TABLECLOTHS TOWELS FLAX	LB				3178
1 U KINGDOM	20676	47382			
44 BELG LUX	26	337			
49 DENMARK	24	54			
54 FRANCE	7	61			
67 ITALY	13	343			
78 PORTUGAL	141	1536			
246 CZECHO S	2922	2572			
277 POLAND	3446	2040			
516 HONG KONG	684	5464			
553 CHINA COM	74	387			
559 JAPAN	9924	8025			
990 U STATES	1433	2197			
	39370	70398			
JUTE MANUFACTURES N O P	LB				3179
1 U KINGDOM	4171	3249			
990 U STATES	8850	3358			
	13021	6607			
VEGETABLE FIBRE MFRS N O P	LB				3180
1 U KINGDOM	20871	16815			
44 BELG LUX	2021	1888			
54 FRANCE	198	256			
55 GERMANY W	1817	2474			
67 ITALY	1227	2041			
73 NETHRLNDS	242	530			
85 SWEDEN	154	470			
86 SWITZRLND	293	740			
246 CZECHO S	1124	526			
427 UN SO AFR	20	68			

IMPORTS BY COMMODITIES AND COUNTRIES

Commodity and Country	JANUARY 1961		Quantity	Value (\$)	Class Number
	Quantity	Value (\$)			
516 HONG KONG	325	1108			
519 INDIA	290	432			
553 CHINA COM	24	244			
559 JAPAN	72088	58192			
990 U STATES	149310	174280			
	250004	260064			
RAW SILK AND COCOONS	LB				3201
990 U STATES	3985	18853			
	3985	18853			
GARNETTED SILK WASTES	LB				3202
THREADS CORDS OR TWIST SILK	LB				3213
1 U KINGDOM	74	983			
990 U STATES	406	2301			
	480	3284			
YARNS SILK	LB				3216
990 U STATES	17	193			
	17	193			
FABRICS SILK N O P	YD				3224
1 U KINGDOM	6059	14370			
54 FRANCE	6146	16167			
55 GERMANY W	1998	4945			
67 ITALY	7971	20512			
86 SWITZRLND	9767	20731			
516 HONG KONG	798	1078			
519 INDIA	2582	6038			
559 JAPAN	348557	195389			
990 U STATES	93178	144805			
	477056	424035			
RIBBONS SILK UNDER 12 INCHES	LB				3228
54 FRANCE	3	63			
559 JAPAN	131	1359			
990 U STATES	24	398			
	158	1820			
FABRICS SILK FOR NECKWEAR	YD				3229
1 U KINGDOM	1717	2645			
43 AUSTRIA	1275	1167			
54 FRANCE	8168	7585			
55 GERMANY W	30652	27773			
67 ITALY	3637	5840			
86 SWITZRLND	4821	8402			
559 JAPAN	23540	18937			
990 U STATES	65875	72743			
	139685	152092			
UMBRELLA COVERING FABRICS	YD				3230
67 ITALY	588	363			
990 U STATES	26666	11443			
	27254	11806			
FABRICS PILE SILK OR SYNTHETIC	YD				3232
54 FRANCE	76	64			
55 GERMANY W	1420	1569			
559 JAPAN	797	1610			
990 U STATES	10599	22289			
	12892	25532			
SILK MANUFACTURES N O P	DZ				3252
1 U KINGDOM	20	59			
54 FRANCE	512	1451			
86 SWITZRLND	80	78			
516 HONG KONG	80	50			
559 JAPAN	5358	610			
990 U STATES	27368	6583			
	33418	8831			
WOOL IN THE GREASE	LB				3261
1 U KINGDOM	30424	21524			
64 IRELAND	27116	15669			
427 UN SO AFR	21431	14002			
519 INDIA	37858	24494			
614 AUSTRALIA	14128	9368			
622 NEW ZEAL	466800	255703			
990 U STATES	169652	117139			
	767409	457899			
WOOL WASHED OR SCOURED	LB				3262
1 U KINGDOM	112629	83122			
64 IRELAND	49850	33595			
427 UN SO AFR	104380	56240			
614 AUSTRALIA	459911	256053			
622 NEW ZEAL	109191	66774			
744 ARGENTINA	59250	51055			
782 URUGUAY	42160	21745			
990 U STATES	31546	33165			
	968917	601749			
WOOL PULLED OR SLIPED	LB				3263
1 U KINGDOM	21292	14756			
622 NEW ZEAL	14958	11114			
990 U STATES	38698	28892			
	74948	54762			
HAIR OF CAMEL ALPACA GOAT NOP	LB				3264
1 U KINGDOM	1000	3652			
44 BELG LUX	1040	3124			
54 FRANCE	1700	6885			
553 CHINA COM	5000	21270			
990 U STATES	65714	77521			
	74454	112452			
NOILS WOOL	LB				3265
1 U KINGDOM	35864	32344			
44 BELG LUX	13204	5141			

IMPORTS BY COMMODITIES AND COUNTRIES

Commodity and Country	JANUARY 1961		Quantity	Value (\$)	Class Number
	Quantity	Value (\$)			
744 ARGENTINA		3474	1485		
782 URUGUAY		37334	13868		
990 U STATES		3025	3121		
		92901	55959		
GARNETTED WOOL WASTE	LB				3267
WOOL TOPS DRY COMBED	LB				3268
1 U KINGDOM		240197	275177		
		240197	275177		
WOOL TOPS OIL COMBED	LB				3269
1 U KINGDOM		781171	862287		
427 UN SO AFR		6118	6097		
		787289	868384		
HAIR TOPS	LB				3270
990 U STATES		3115	6624		
		3115	6624		
YARNS OR WARPS HAIR FOR MFRERS	LB				3273
1 U KINGDOM		22065	17640		
		22065	17640		
YARN MOHAIR FOR PILE FABRICS	LB				3274
1 U KINGDOM		17494	38210		
		17494	38210		
YARNS WOOL FOR 6 OZ FABRICS	LB				3275
1 U KINGDOM		48682	86325		
990 U STATES		735	1428		
		49417	87753		
WOOLLEN SPUN YARN	LB				3276
1 U KINGDOM		72448	113511		
54 FRANCE		1530	4056		
55 GERMANY W		442	1039		
990 U STATES		2796	8448		
		77216	127054		
WORSTED SPUN YARN	LB				3277
1 U KINGDOM		100011	146288		
54 FRANCE		3723	7280		
55 GERMANY W		3495	8000		
67 ITALY		10996	17179		
73 NETHRLNDS		1203	2190		
86 SWITZRLND		1040	2264		
990 U STATES		181	637		
		120649	183838		
WOOL FAB IN GRAY OVR 4 TO 6 OZ	LB				3281
1 U KINGDOM		7763	12709		
67 ITALY		1796	3121		
		9559	15830		
WOOL FAB IN GRAY 4 OZ OR LESS	LB				3282
1 U KINGDOM		5908	16181		
		5908	16181		
KNITTED FABRICS WOOL N O P	LB				3283
1 U KINGDOM		42007	141404		
44 BELG LUX		1171	3466		
54 FRANCE		1469	4382		
55 GERMANY W		205	791		
67 ITALY		292	954		
73 NETHRLNDS		10212	32257		
86 SWITZRLND		346	1435		
990 U STATES		1917	6751		
		57619	191440		
FLANNELS	LB				3284
1 U KINGDOM		48878	140374		
54 FRANCE		1328	5665		
55 GERMANY W		57	461		
67 ITALY		15765	17014		
86 SWITZRLND		198	715		
355 ISRAEL		81	326		
990 U STATES		70	67		
		66377	164622		
OVERCOATINGS	LB				3286
1 U KINGDOM		65016	147651		
54 FRANCE		86	558		
55 GERMANY W		14	51		
67 ITALY		10068	14321		
73 NETHRLNDS		1232	3384		
86 SWITZRLND		225	1193		
990 U STATES		1910	3717		
		78551	170875		
TWEEDS	LB				3287
1 U KINGDOM		88073	201320		
54 FRANCE		1181	4400		
67 ITALY		11082	13475		
990 U STATES		1704	1591		
		102040	220786		
WORSTEDS AND SERGES	LB				3288
1 U KINGDOM		446825	1729355		
54 FRANCE		9441	41496		
55 GERMANY W		1253	4176		
67 ITALY		53433	142018		
73 NETHRLNDS		955	2216		
82 SPAIN		636	4132		
85 SWEDEN		134	769		
86 SWITZRLND		2143	10317		
246 CZECHO S		2293	5616		
258 GERMANY E		115	117		
559 JAPAN		20914	69060		
782 URUGUAY		1541	5351		
990 U STATES		15796	72299		
		555279	2086922		

IMPORTS BY COMMODITIES AND COUNTRIES

Commodity and Country	JANUARY 1961		Quantity	Value (\$)	Class Number
	Quantity	Value (\$)			
WOVEN FABRICS N O P WOOL	LB				3289
1 U KINGDOM	41729	85738			
44 BELG LUX	1635	4932			
49 DENMARK	2117	5287			
54 FRANCE	4389	16405			
55 GERMANY W	1486	7889			
67 ITALY	9716	11570			
73 NETHRLNDS	266	460			
85 SWEDEN	235	531			
86 SWITZRLND	1084	7699			
519 INDIA	101	452			
559 JAPAN	164	567			
990 U STATES	9021	36518			
	71943	178048			
WOOL FAB 12 INS WIDE OR LESS	LB				3291
54 FRANCE	201	867			
55 GERMANY W	10	99			
86 SWITZRLND	16	79			
	227	1045			
WOOL FABRICS CUT PILE PLUSH	LB				3292
1 U KINGDOM	5707	16363			
55 GERMANY W	38	74			
	5745	16437			
BILLIARD CLOTH OF WOOL FABRIC	LB				3293
1 U KINGDOM	6997	23682			
	6997	23682			
CARPETS AXMINSTER IN ROLLS	SQ FT				3301
1 U KINGDOM	75699	38713			
44 BELG LUX	4239	2181			
54 FRANCE	6032	2847			
55 GERMANY W	4055	1517			
990 U STATES	6239	8122			
	96264	53380			
CARPETS AXMINSTER SQUARES	SQ FT				3302
1 U KINGDOM	33864	20070			
990 U STATES	590	865			
	34454	20935			
CARPET BRUSSELS WILTON IN ROLL	SQ FT				3303
1 U KINGDOM	401760	224709			
44 BELG LUX	344777	163878			
54 FRANCE	1467	676			
55 GERMANY W	51191	18431			
67 ITALY	5495	3532			
519 INDIA	732	911			
559 JAPAN	27224	10491			
990 U STATES	12056	6371			
	844702	428999			
CARPET BRUSSELS WILTON SQUARES	SQ FT				3304
1 U KINGDOM	9640	5719			
44 BELG LUX	5799	2545			
49 DENMARK	720	477			
54 FRANCE	864	503			
55 GERMANY W	7037	6718			
67 ITALY	11188	5855			
73 NETHRLNDS	1733	622			
85 SWEDEN	337	262			
473 MOROCCO	215	299			
559 JAPAN	1188	321			
990 U STATES	4058	2096			
	42779	25417			
CARPETS INGRAIN IN ROLLS	SQ FT				3305
CARPETS INGRAIN SQUARES	SQ FT				3306
519 INDIA	3410	1090			
990 U STATES	588	449			
	3998	1539			
CARPETS ORIENTAL	SQ FT				3307
1 U KINGDOM	1251	2953			
49 DENMARK	129	76			
59 GREECE	708	938			
347 IRAN	1668	5833			
516 HONG KONG	942	1388			
519 INDIA	72431	76522			
990 U STATES	2792	1804			
	79921	89514			
CARPETS TAPESTRY IN ROLLS	SQ FT				3308
1 U KINGDOM	3141	2113			
54 FRANCE	16398	7925			
55 GERMANY W	12723	7417			
	32262	17455			
CARPETS TAPESTRY SQUARES	SQ FT				3309
MATS HEARTH RUGS AND RUNNERS	SQ FT				3310
1 U KINGDOM	238	145			
519 INDIA	2520	608			
559 JAPAN	2031	600			
990 U STATES	2927	764			
	7716	2117			
BLANKETS N O P WOOL	LB				3342
1 U KINGDOM	9939	16913			
44 BELG LUX	581	917			
73 NETHRLNDS	727	1153			
990 U STATES	2799	4219			
	14046	23202			
FELT PRESSED	LB				3343
1 U KINGDOM	311	669			

IMPORTS BY COMMODITIES AND COUNTRIES

Commodity and Country	JANUARY 1961		Quantity	Value (\$)	Class Number
	Quantity	Value (\$)			
990 U STATES	3894	6815			
RUGS RAILWAY STEAMER AND AUTO	4205	7484			3344
1 U KINGDOM	2342	4996			
55 GERMANY W	693	513			
67 ITALY	19140	10537			
73 NETHRLNDS	150	240			
WOOL MANUFACTURES N O P	22325	16286			3345
1 U KINGDOM	1531	3389			
43 AUSTRIA	62	253			
54 FRANCE	65	1583			
55 GERMANY W	49	158			
64 IRELAND	450	1232			
67 ITALY	85	126			
73 NETHRLNDS	148	197			
874 MEXICO	95	106			
990 U STATES	21468	33651			
YARN SYNTHETIC ACETATE SINGLES	23953	40695			3360
990 U STATES	97306	99603			
YARNS SYNTHETIC SINGLES N O P	97306	99603			3361
1 U KINGDOM	1566	1294			
55 GERMANY W	300	408			
67 ITALY	800	1032			
73 NETHRLNDS	303	321			
990 U STATES	31030	23095			
YARNS THREADS SYNTHETIC N O P	33999	26150			3362
1 U KINGDOM	2273	4728			
55 GERMANY W	4111	4012			
67 ITALY	1695	1411			
86 SWITZRLND	200	213			
559 JAPAN	175	405			
990 U STATES	123639	131550			
YARNS SYNTHETIC ACETATE TWIST	132093	142319			3364
1 U KINGDOM	395	842			
990 U STATES	5709	6455			
STAPLE FIBRES SYNTHETIC	6104	7297			3365
1 U KINGDOM	168698	117730			
54 FRANCE	900	1315			
55 GERMANY W	136802	52061			
67 ITALY	105	51			
990 U STATES	520990	289738			
TOPS OF SYNTHETIC FIBRES	827495	460895			3366
1 U KINGDOM	3000	1356			
55 GERMANY W	30384	16532			
990 U STATES	10306	8550			
WASTE SHORT FIBRE SYNTHETIC	43690	26438			3367
1 U KINGDOM	125	69			
990 U STATES	58023	33256			
YARNS FROM POLYAMIDES NYLON	58148	33325			3368
1 U KINGDOM	2568	9031			
44 BELG LUX	10001	28382			
55 GERMANY W	22117	38979			
67 ITALY	11538	23732			
86 SWITZRLND	585	802			
990 U STATES	93305	172947			
YARN SYNTHETIC FOR TIRE FABRIC	140114	273873			3369
990 U STATES	192119	144482			
KNITTED FABRIC SYNTHETIC FIBRE	192119	144482			3371
1 U KINGDOM	11679	26787			
54 FRANCE	26	123			
55 GERMANY W	60	308			
67 ITALY	546	807			
86 SWITZRLND	204	1193			
990 U STATES	41595	109715			
FABRICS SYNTHETIC FIBRE N O P	54110	138933			3372
1 U KINGDOM	45828	82434			
44 BELG LUX	5925	7235			
49 DENMARK	12	75			
54 FRANCE	5981	21533			
55 GERMANY W	66658	119658			
67 ITALY	56156	61793			
73 NETHRLNDS	5700	10482			
82 SPAIN	7463	23035			
86 SWITZRLND	4245	14609			
516 HONG KONG	141	460			
559 JAPAN	119645	235994			
990 U STATES	742365	1717013			
RIBBONS OF SYNTHETIC FIBRES	1067119	2294321			3373
1 U KINGDOM	1048	3532			
54 FRANCE	547	2008			
55 GERMANY W	58	386			
86 SWITZRLND	2621	11105			
559 JAPAN	16281	14256			

IMPORTS BY COMMODITIES AND COUNTRIES

Commodity and Country	JANUARY 1961		Quantity	Value (\$)	Class Number
	Quantity	Value (\$)			
990 U STATES	30924	63222			
CURTAINS OF SYNTHETIC FIBRE	51479	94509			3390
1 U KINGDOM	0Z	3552		464	
54 FRANCE		6011		2074	
990 U STATES	515031	87018			
SYNTHETIC FIBRE MANUFACTRS NOP	524594	89556			3392
1 U KINGDOM	0Z	196318		28641	
43 AUSTRIA		263		64	
49 DENMARK		1430		286	
54 FRANCE		15568		4999	
55 GERMANY W		146435		10459	
67 ITALY		580		58	
73 NETHRLNDS		432		53	
85 SWEDEN		3200		357	
86 SWITZRLND		11042		7647	
516 HONG KONG		390		50	
559 JAPAN		690061		44526	
990 U STATES	2775298	351684			
SYNTH FIBRE FOR ELEC APPARATUS	3841017	448824			3393
990 U STATES	0Z	439		182	
HAIR CLOTH		439		182	3401
1 U KINGDOM				7272	
990 U STATES				1736	
KAPOK				9008	3411
990 U STATES	CWT	52		1318	
MANILA FIBRE		52		1318	3412
567 PHIL	CWT	3035		75011	
990 U STATES		904		23293	
SISAL ISTLE TAMPICO FIBRE		3939		98304	3413
425 TANGANYKA	CWT	5427		64016	
752 BRAZIL		8815		92411	
867 HAITI		8473		82183	
874 MEXICO		13113		124486	
990 U STATES		16762		185567	
VEGETABLE FIBRE N O P		52590		548663	3414
752 BRAZIL	CWT	11		247	
990 U STATES		195		4877	
BALER TWINE		206		5124	3420
1 U KINGDOM	CWT	455		5889	
867 HAITI		1063		15895	
874 MEXICO		480		5586	
GRASSES SEAWEED MOSSES BAGASSE		1998		27370	3421
1 U KINGDOM				5917	
516 HONG KONG				332	
559 JAPAN				1439	
874 MEXICO				1644	
990 U STATES				4819	
BINDER TWINE				14151	3422
73 NETHRLNDS	CWT	50		735	
874 MEXICO		25		314	
990 U STATES		300		4260	
COIR AND COIR YARN		375		5309	3423
MATS RUGS N O P OF COCOA FIBRE					3424
55 GERMANY W	SQ YD	33		101	
73 NETHRLNDS		658		930	
519 INDIA		1542		839	
STRAW OR PAPER CARPETING RUGS		2233		1870	3425
516 HONG KONG				276	
559 JAPAN				938	
990 U STATES				1095	
VEGETABLE FIBRES FOR BRUSHES				2309	3428
1 U KINGDOM	CWT	41		2257	
73 NETHRLNDS		213		3182	
744 ARGENTINA		5		1089	
874 MEXICO		73		3710	
990 U STATES		170		19298	
MATS CUT PILE OF COCOA FIBRE		502		29536	3429
73 NETHRLNDS	SQ FT	452		214	
519 INDIA		22724		3450	
WASTE FOR FURTHER PREPARATION		23176		3664	3451
1 U KINGDOM	CWT	723		19790	
44 BELG LUX		309		5102	
54 FRANCE		641		8482	
55 GERMANY W		605		2758	
67 ITALY		6		186	
516 HONG KONG		824		6635	
527 PAKISTAN		384		2982	
990 U STATES		34114		331261	
		37606		377196	

IMPORTS BY COMMODITIES AND COUNTRIES

Commodity and Country	JANUARY 1961		Quantity	Value (\$)	Class Number
	Quantity	Value (\$)			
WASTE FOR WIPING RAGS N O P	CWT				3452
1 U KINGDOM	77	3389			
559 JAPAN	100	1019			
990 U STATES	6947	88932			
	7124	93340			
WASTE GARNETTED READY FOR USE	LB				3453
1 U KINGDOM	21711	4808			
990 U STATES	161977	31573			
	183688	36381			
BATTS BATTING WADDING N O P	LB				3454
990 U STATES	18311	11555			
	18311	11555			
FISH NETS NETTINGS COMMERCIAL	LB				3460
1 U KINGDOM	49451	74622			
54 FRANCE	150	223			
73 NETHRLNDS	7227	9148			
559 JAPAN	25054	66808			
990 U STATES	11179	31495			
	93061	182296			
FISHING LINES COMMERCIAL	LB				3461
1 U KINGDOM	41508	43019			
49 DENMARK	3427	649			
55 GERMANY W	1640	4511			
73 NETHRLNDS	35309	10204			
76 NORWAY	350	411			
559 JAPAN	22704	46756			
990 U STATES	15191	24518			
	120129	130068			
COROAGE MANILA OVER 1 IN CIRC	LB				3463
1 U KINGDOM	144774	45678			
73 NETHRLNDS	554	179			
874 MEXICO	3177	368			
990 U STATES	184	128			
	148689	46353			
CORDAGE COMMERCIAL FISH NET	LB				3464
1 U KINGDOM	312683	83732			
49 DENMARK	28467	7946			
73 NETHRLNDS	55047	13568			
559 JAPAN	3463	2843			
990 U STATES	8263	6593			
	407923	114682			
COROAGE OVER 1 INCH NOP	LB				3465
1 U KINGDOM	13762	7470			
990 U STATES	6697	1093			
	20459	8563			
COTTON FABRIC RUBBERIZED	LB				3472
1 U KINGDOM	1493	1222			
559 JAPAN	1523	487			
990 U STATES	25295	23944			
	28311	25653			
COTTON WINDOW SHADE CLOTH	LB				3473
990 U STATES	1205	1555			
	1205	1555			
COTTON FABRICS COATEO N O P	LB				3474
1 U KINGDOM	21837	26038			
44 BELG LUX	144	152			
54 FRANCE	1071	1136			
55 GERMANY W	3346	3760			
86 SWITZRLND	681	1534			
559 JAPAN	795	922			
990 U STATES	414540	423741			
	442414	457283			
ARTISTS CANVAS COATED PREPARED					3475
1 U KINGDOM		115			
		115			
CANVAS FLAX FOR TENTS AWNINGS	LB				3476
1 U KINGDOM	1350	774			
990 U STATES	2190	2380			
	3540	3154			
FABRICS JUTE COATED	LB				3478
1 U KINGDOM	1617	824			
990 U STATES	54128	18528			
	55745	19352			
FABRICS VEG FIBRE COATED	LB				3479
1 U KINGDOM	32080	7883			
54 FRANCE	280	197			
559 JAPAN	4982	1125			
990 U STATES	29609	32593			
	66951	41798			
FABRICS FOR BRATTICE CLOTH	LB				3480
990 U STATES	1025	214			
	1025	214			
FABRICS SILK COATED	LB				3481
990 U STATES	156	848			
	156	848			
FABRICS WOOL COATEO	LB				3483
55 GERMANY W	865	2076			
990 U STATES	2357	3404			
	3222	5480			
FABRICS SYNTHETIC FIBRE COATED	LB				3484
1 U KINGDOM	400	894			
43 AUSTRIA	220	207			
44 BELG LUX	85766	89475			
67 ITALY	7352	5925			
73 NETHRLNDS	703	754			
559 JAPAN	9477	3667			

IMPORTS BY COMMODITIES AND COUNTRIES

Commodity and Country	JANUARY 1961		Quantity	Value (\$)	Class Number
	Quantity	Value (\$)			
990 U STATES	263341	444625			
OILCLOTH FLOOR LINOLEUM	367259	545547			3485
1 U KINGDOM	LB 1166957	146845			
73 NETHRLNDS	16086	2854			
990 U STATES	492896	131565			
OILCLOTH CARRIAGE SHELF TABLE	1675939	281264			3486
1 U KINGDOM	LB 995	713			
990 U STATES	11959	4875			
TYPEWRITER RIBBONS	12954	5588			3487
1 U KINGDOM	LB 25	348			
246 CZECHO S	29	73			
990 U STATES	768	4337			
FABRICS COTTON TO COVER RUBBER	822	4758			3488
1 U KINGDOM	LB 10413	13331			
CORO TIRE FABRICS SYNTH FIBRE	10413	13331			3489
990 U STATES	LB 73743	80877			
LACE EMBROIDERIES BOBBINET NOP	73743	80877			3501
1 U KINGDOM	LB 7918	36182			
43 AUSTRIA	484	2981			
44 BELG LUX	29	148			
54 FRANCE	3019	32047			
55 GERMANY W	582	3844			
67 ITALY	212	1409			
73 NETHRLNDS	456	760			
78 PORTUGAL	25	354			
86 SWITZRLND	587	6197			
516 HONG KONG	36	1900			
559 JAPAN	13281	44012			
578 TAIWAN	837	21560			
990 U STATES	56211	210231			
KNITTED GOODS N O P	83677	361625			3524
1 U KINGDOM	LB 38	77			
54 FRANCE	135	405			
55 GERMANY W	67	133			
67 ITALY	20	164			
86 SWITZRLND	139	498			
990 U STATES	42321	85643			
CHENILLE YARNS AND COROS	42720	86920			3548
559 JAPAN	LB 352	299			
990 U STATES	87	131			
USED BAGS OF VEGETABLE FIBRE	439	430			3550
990 U STATES		1972			
BELTING N O P		1972			3551
1 U KINGDOM	LB 3483	3411			
55 GERMANY W	59	313			
86 SWITZRLND	382	2064			
990 U STATES	3723	7755			
BLANKETS FOR PRINTING PRESSES	7647	13543			3552
1 U KINGDOM		2552			
55 GERMANY W		60			
990 U STATES		63775			
BRAIDS CORDS FRINGES NOP		66387			3553
1 U KINGDOM		2940			
43 AUSTRIA		394			
54 FRANCE		1554			
55 GERMANY W		3760			
67 ITALY		655			
86 SWITZRLND		2004			
246 CZECHO S		999			
559 JAPAN		784			
990 U STATES		34729			
CARPETS N O P		47819			3554
1 U KINGDOM	SQ FT 24314	5168			
44 BELG LUX	21480	4380			
49 DENMARK	92	104			
54 FRANCE	147	178			
67 ITALY	5332	1324			
73 NETHRLNDS	1236	645			
559 JAPAN	171021	20123			
614 AUSTRALIA	10146	2959			
990 U STATES	128436	49585			
CURTAINS N O P	362204	84466			3557
1 U KINGDOM		473			
990 U STATES		12470			
HAT BRAIDS NOT OVER 6 INCHES		12943			3559
67 ITALY		1837			
86 SWITZRLND		74791			
559 JAPAN		3936			
990 U STATES		11361			
		91925			

IMPORTS BY COMMODITIES AND COUNTRIES

Commodity and Country	JANUARY 1961		Quantity	Value (\$)	Class Number
	Quantity	Value (\$)			
HAT SWEATS CAP PEAKS AND BANDS					3560
1 U KINGDOM		185			
44 BELG LUX		2167			
67 ITALY		172			
990 U STATES		22686			
		32210			
HOODS AND SHAPES OF FUR FELT	DOZ				3561
1 U KINGDOM	50	981			
67 ITALY	32	1358			
246 CZECHO S	376	5297			
990 U STATES	15	164			
	473	7800			
HOODS AND SHAPES KNITTED	DOZ				3563
54 FRANCE	222	2253			
67 ITALY	3083	25097			
86 SWITZRLND	1085	14594			
516 HONG KONG	200	1254			
553 CHINA COM	250	3703			
559 JAPAN	1729	6699			
578 TAIWAN	400	2577			
990 U STATES	3341	25211			
	10310	81388			
HOODS AND SHAPES N O P	DOZ				3564
1 U KINGDOM	20	375			
67 ITALY	190	1955			
86 SWITZRLND	347	6223			
990 U STATES	572	4451			
	1129	13004			
SURGICAL DRESSINGS					3566
1 U KINGDOM		30326			
55 GERMANY W		7955			
559 JAPAN		3389			
990 U STATES		64718			
		106388			
ELASTIC WEBBING WOVEN FOR MFRS	LB				3567
1 U KINGDOM	1276	3566			
55 GERMANY W	2628	5334			
67 ITALY	50	230			
86 SWITZRLND	165	466			
559 JAPAN	4490	3763			
990 U STATES	2928	9251			
	11537	22610			
ELASTIC WEBBING WOVEN N O P	LB				3568
1 U KINGDOM	812	1757			
55 GERMANY W	701	1051			
67 ITALY	978	2338			
73 NETHRLNDS	254	384			
559 JAPAN	27739	21984			
990 U STATES	22375	49369			
	52859	76883			
CORDED RIBBONS FOR MENS HATS	LB				3570
55 GERMANY W	8	67			
990 U STATES	1891	9300			
	1899	9367			
FIBRE OR TEXTILE PRODUCTS NOP					3573
1 U KINGDOM		556			
67 ITALY		173			
559 JAPAN		563			
990 U STATES		14642			
		15934			
BRAIDED CORD 1 IN CIRC OR LESS	LB				3574
1 U KINGDOM	105	127			
990 U STATES	3443	3073			
	3548	3200			
ELASTIC WEBBING BRAIDED	LB				3576
1 U KINGDOM	328	590			
54 FRANCE	295	1256			
55 GERMANY W	1050	2341			
355 ISRAEL	210	706			
559 JAPAN	47583	33769			
990 U STATES	9606	24526			
	59072	63188			
BEDSPREADS TEXTILE	NO				3577
1 U KINGDOM	62	250			
67 ITALY	11567	34747			
519 INDIA	225	719			
559 JAPAN	60425	62129			
990 U STATES	44563	168917			
	116842	266762			
UNDERWEAR MADE FROM WOVEN FAB	NO				3900
1 U KINGDOM	3756	2550			
54 FRANCE	373	884			
55 GERMANY W	18	54			
67 ITALY	18	54			
73 NETHRLNDS	494	507			
559 JAPAN	8340	2005			
990 U STATES	11035	8136			
	24034	14190			
UNDERWEAR N O P	NO				3906
1 U KINGDOM	40917	23841			
54 FRANCE	244	674			
55 GERMANY W	84	123			
73 NETHRLNDS	17361	6199			
76 NORWAY	216	169			
82 SPAIN	14400	794			
86 SWITZRLND	322	308			

IMPORTS BY COMMODITIES AND COUNTRIES

Commodity and Country		JANUARY 1961		Class Number		
		Quantity	Value (\$)			Quantity
SLEEPWEAR	559 JAPAN	96894	14775			
	990 U STATES	50541	27189			
		NO	220979	74072		
	1 U KINGDOM	361	1043			
	44 BELG LUX	84	121			
	54 FRANCE	71	518			
BATHING SUITS EXCEPT KNITTED	516 HONG KONG	87800	53358			
	559 JAPAN	64712	22544			
	578 TAIWAN	42000	24493			
	990 U STATES	4515	11940			
		NO	199543	114017		
	43 AUSTRIA	118	676			
BLOUSES COTTON EXCEPT KNITTED	49 DENMARK	27	91			
	54 FRANCE	134	900			
	67 ITALY	75	150			
	86 SWITZRLND	14	102			
	355 ISRAEL	360	2096			
	559 JAPAN	48	254			
BLOUSES EXCEPT KNITTED N O P	990 U STATES	208	6019			
		NO	1684	10288		
	1 U KINGDOM	100	75			
	43 AUSTRIA	345	1421			
	54 FRANCE	6	90			
	67 ITALY	1539	2830			
OVERCOATS AND WINDBREAKERS	86 SWITZRLND	30	142			
	516 HONG KONG	64015	20548			
	559 JAPAN	103462	43713			
	990 U STATES	5788	2244			
		NO	175285	78763		
	1 U KINGDOM	18	409			
DRESSES JUMPERS COT EXC KNIT	43 AUSTRIA	124	615			
	54 FRANCE	30	208			
	67 ITALY	159	657			
	516 HONG KONG	3256	1558			
	559 JAPAN	139342	53486			
	990 U STATES	1125	4721			
DRESSES JUMPERS SYNTH EXC KNIT		NO	144054	61654		
	1 U KINGDOM	1366	28425			
	54 FRANCE	164	4935			
	55 GERMANY W	459	6449			
	64 IRELAND	6	376			
	67 ITALY	37	717			
DRESSES JUMPERS EXC KNIT N O P	73 NETHRLNDS	33	821			
	76 NORWAY	24	103			
	82 SPAIN	1	62			
	85 SWEDEN	3	252			
	355 ISRAEL	850	2802			
	516 HONG KONG	8400	12786			
DRESSES JUMPERS COT EXC KNIT	559 JAPAN	21677	60142			
	990 U STATES	925	7955			
		NO	33945	125825		
	1 U KINGDOM	321	2909			
	43 AUSTRIA	2	50			
	54 FRANCE	358	5280			
DRESSES JUMPERS SYNTH EXC KNIT	55 GERMANY W	117	696			
	67 ITALY	135	1697			
	73 NETHRLNDS	12	54			
	78 PORTUGAL	120	130			
	85 SWEDEN	15	138			
	86 SWITZRLND	38	1248			
DRESSES JUMPERS EXC KNIT N O P	559 JAPAN	1566	1229			
	990 U STATES	21166	90651			
		NO	23850	104082		
	1 U KINGDOM	275	3783			
	54 FRANCE	164	4342			
	55 GERMANY W	32	128			
DRESSES JUMPERS EXC KNIT N O P	67 ITALY	9	194			
	73 NETHRLNDS	21	106			
	86 SWITZRLND	35	1267			
	559 JAPAN	1291	1583			
	990 U STATES	21965	114788			
		NO	23792	126191		
JACKETS SEPARATE	1 U KINGDOM	194	8302			
	43 AUSTRIA	22	352			
	54 FRANCE	382	21545			
	55 GERMANY W	3	125			
	64 IRELAND	34	552			
	67 ITALY	282	4925			
JACKETS SEPARATE	85 SWEDEN	8	420			
	86 SWITZRLND	217	12809			
	516 HONG KONG	29	369			
	559 JAPAN	840	5770			
	990 U STATES	5647	102179			
		NO	7658	157348		
JACKETS SEPARATE	1 U KINGDOM	557	8708			
	43 AUSTRIA	15	224			
	55 GERMANY W	44	741			

IMPORTS BY COMMODITIES AND COUNTRIES

Commodity and Country	JANUARY 1961		Quantity	Value (\$)	Class Number
	Quantity	Value (\$)			
67 ITALY	124	1627			
76 NORWAY	442	1808			
82 SPAIN	4	83			
990 U STATES	420	3987			
OVERALLS	1606	17178			
44 BELG LUX	NO	125	354		3918
73 NETHRLNOS		100	251		
990 U STATES	2531	7108			
PANTS BREECHES MENS BOYS WOOL	2756	7713			
1 U KINGDOM	NO	2988	16156		3919
43 AUSTRIA		150	1840		
54 FRANCE		70	963		
55 GERMANY W		214	3365		
67 ITALY		114	1621		
355 ISRAEL		33	137		
559 JAPAN		2442	8530		
990 U STATES	168	781			
PANTS BREECHES MENS BOYS COTT	6179	33393			
1 U KINGDOM	NO	110	648		3920
54 FRANCE		36	212		
516 HONG KONG		32538	20872		
559 JAPAN		9948	9997		
578 TAIWAN		276	195		
990 U STATES	28061	65342			
PANTS BREECHES MENS BOYS N O P	70969	97266			
1 U KINGDOM	NO	213	1889		3921
516 HONG KONG		24600	17328		
559 JAPAN		112470	97497		
990 U STATES	815	3321			
RAINCOATS TEXTILE COATO IMPRGN	138098	120035			
1 U KINGDOM	NO	102	1515		3922
67 ITALY		6	84		
86 SWITZRLNO		24	347		
516 HONG KONG		3208	13453		
559 JAPAN		31387	77165		
990 U STATES	267	2424			
RAINCOATS N O P	34994	94988			
49 DENMARK	NO	3	85		3923
516 HONG KONG		3620	1987		
559 JAPAN		107939	57828		
990 U STATES	112	384			
SHIRTS COTTON EXCEPT KNITTED	111674	60284			
1 U KINGDOM	NO	659	1365		3924
54 FRANCE		83	367		
55 GERMANY W		338	475		
67 ITALY		206	607		
85 SWEDEN		120	407		
86 SWITZRLNO		36	182		
277 POLANO		3542	2336		
516 HONG KONG		30982	20921		
553 CHINA COM		7442	3754		
559 JAPAN		195782	107778		
578 TAIWAN		2328	807		
824 JAMAICA		48096	24690		
828 TRINIDAD		70	173		
990 U STATES	16317	27533			
SHIRTS SYNT FIBRES EXC KNITTED	306001	191395			
516 HONG KONG	NO	600	392		3925
559 JAPAN		94021	53703		
567 PHIL		1746	2328		
990 U STATES	1908	3744			
SHIRTS EXCEPT KNITTED N O P	98275	60167			
1 U KINGDOM	NO	124	1106		3926
54 FRANCE		20	123		
64 IRELAND		34	264		
67 ITALY		20	185		
990 U STATES	65	542			
SHORTS OUTERWEAR EXCPT KNITTED	263	2220			
1 U KINGDOM	NO	439	1970		3927
67 ITALY		18	131		
516 HONG KONG		89251	28190		
559 JAPAN		2376	1584		
578 TAIWAN		264	164		
990 U STATES	1710	2658			
SKIRTS EXCEPT KNITTED	94058	34697			
1 U KINGDOM	NO	633	3264		3928
54 FRANCE		3	65		
64 IRELAND		24	237		
67 ITALY		194	2067		
516 HONG KONG		7707	4671		
559 JAPAN		5019	6055		
874 MEXICO		100	239		
990 U STATES	1329	6246			
	15009	22844			

IMPORTS BY COMMODITIES AND COUNTRIES

Commodity and Country	JANUARY 1961		Quantity	Value (\$)	Class Number
	Quantity	Value (\$)			
SUITS FINE SLACK SPRT EXC KNIT	NO				3929
1 U KINGDOM		1142	48540		
54 FRANCE		157	7346		
55 GERMANY W		20	339		
64 IRELAND		33	1768		
67 ITALY		204	2961		
85 SWEDEN		25	1645		
86 SWITZRLND		11	408		
516 HONG KONG		2	61		
559 JAPAN		3173	18145		
990 U STATES		1680	21329		
		6447	102542		
OUTERWR SETS WMN GIRLS EX KNIT	NO				3930
1 U KINGDOM		405	7182		
44 BELG LUX		108	294		
54 FRANCE		115	5317		
67 ITALY		239	3634		
85 SWEDEN		2	124		
86 SWITZRLND		3	173		
516 HONG KONG		5191	5031		
559 JAPAN		58494	22244		
578 TAIWAN		461	177		
990 U STATES		1707	12660		
		66725	56836		
OUTERWEAR EXCEPT KNITTED N O P	NO				3939
1 U KINGDOM		5643	20686		
43 AUSTRIA		683	4622		
44 BELG LUX		4068	3463		
54 FRANCE		3916	12770		
55 GERMANY W		7823	9663		
64 IRELAND		2	128		
67 ITALY		5769	4404		
73 NETHRLNDS		821	527		
78 PORTUGAL		12	71		
85 SWEDEN		10	294		
86 SWITZRLND		162	946		
246 CZECHO S		576	444		
516 HONG KONG		53750	25727		
519 INDIA		126	157		
559 JAPAN		286301	117856		
578 TAIWAN		16154	6529		
990 U STATES		36846	61775		
		422662	270062		
SUITS AND DRESSES KNITTED	NO				3940
1 U KINGDOM		1593	21921		
43 AUSTRIA		852	11278		
44 BELG LUX		498	1058		
54 FRANCE		1740	15588		
67 ITALY		3758	30706		
86 SWITZRLND		438	7878		
355 ISRAEL		150	1483		
990 U STATES		2946	19759		
		11975	109671		
SWEATERS CARDIGANS KNIT WOOL	NO				3941
1 U KINGDOM		21787	84736		
43 AUSTRIA		480	3815		
44 BELG LUX		404	1208		
49 DENMARK		18	236		
54 FRANCE		1065	5423		
55 GERMANY W		464	4636		
64 IRELAND		26	173		
67 ITALY		2445	11572		
73 NETHRLNDS		60	68		
76 NORWAY		1580	6595		
82 SPAIN		1266	1229		
85 SWEDEN		65	618		
86 SWITZRLND		564	6170		
355 ISRAEL		146	1044		
516 HONG KONG		508	1303		
559 JAPAN		420	1142		
990 U STATES		589	3991		
		31887	133959		
SWEATERS CARDIGANS KNIT SYNTH	NO				3942
1 U KINGDOM		1084	2884		
43 AUSTRIA		16	123		
44 BELG LUX		1123	1265		
54 FRANCE		11	358		
55 GERMANY W		36	174		
67 ITALY		41	288		
73 NETHRLNDS		216	183		
86 SWITZRLND		24	86		
559 JAPAN		4596	9861		
990 U STATES		2765	15958		
		16912	31180		
SWEATERS CARDIGANS KNITTED N O P	NO				3943
1 U KINGDOM		6505	21506		
43 AUSTRIA		141	248		
54 FRANCE		35	407		
55 GERMANY W		82	1211		
67 ITALY		328	1687		
73 NETHRLNDS		902	1330		
76 NORWAY		5	51		
82 SPAIN		1224	425		
85 SWEDEN		10	76		
86 SWITZRLND		41	200		
516 HONG KONG		12	60		

IMPORTS BY COMMODITIES AND COUNTRIES

Commodity and Country	JANUARY 1961		Quantity	Value (\$)	Class Number
	Quantity	Value (\$)			
559 JAPAN	4920	1585			
990 U STATES	3147	3874			
SHIRTS AND SWEATSHIRTS KNITTED	17352	32660			
NO					3944
1 U KINGDOM	5005	9312			
54 FRANCE	174	668			
55 GERMANY W	109	168			
67 ITALY	154	1182			
82 SPAIN	23904	3402			
86 SWITZRLND	99	492			
516 HONG KONG	111696	23491			
519 INDIA	12000	2711			
559 JAPAN	675418	169689			
990 U STATES	63016	35570			
OUTERWEAR KNITTED N O P	891575	246685			
NO					3949
1 U KINGDOM	10937	26552			
43 AUSTRIA	556	4863			
44 BELG LUX	3052	4914			
49 DENMARK	21	233			
54 FRANCE	930	4704			
55 GERMANY W	2965	2707			
67 ITALY	2723	17294			
73 NETHRLNDS	1142	1143			
76 NORWAY	72	432			
82 SPAIN	1587	948			
85 SWEDEN	6	109			
86 SWITZRLND	366	4990			
355 ISRAEL	51	743			
516 HONG KONG	12744	4866			
559 JAPAN	43764	19749			
990 U STATES	15573	31756			
HOSIERY MENS AND BOYS WOOL	96489	126003			
DZ PR					3950
1 U KINGDOM	10533	61683			
64 IRELAND	45	147			
73 NETHRLNDS	34	251			
76 NORWAY	409	2480			
990 U STATES	41	272			
HOSIERY MENS BOYS SYNTH FIBRES	11062	64833			
DZ PR					3951
1 U KINGDOM	3249	15765			
54 FRANCE	520	2356			
55 GERMANY W	100	337			
246 CZECHO S	50	170			
559 JAPAN	5050	8815			
990 U STATES	8107	32174			
HOSIERY MENS AND BOYS N O P	17076	59617			
DZ PR					3952
1 U KINGDOM	692	1882			
54 FRANCE	248	1301			
73 NETHRLNDS	65	200			
86 SWITZRLND	19	144			
990 U STATES	7624	23053			
HOSIERY SEAMLESS OR FULL FASHN	8648	26580			
DZ PR					3953
1 U KINGDOM	2142	11118			
54 FRANCE	474	2804			
55 GERMANY W	32	179			
73 NETHRLNDS	150	837			
82 SPAIN	1990	5287			
559 JAPAN	4214	14096			
990 U STATES	4346	23428			
HOSIERY WOMENS AND GIRLS N O P	13348	57749			
DZ PR					3954
1 U KINGDOM	1915	8088			
55 GERMANY W	87	689			
76 NORWAY	78	346			
86 SWITZRLND	10	150			
559 JAPAN	552	4010			
990 U STATES	347	1192			
HOSIERY CHILDRENS AND INFANTS	2989	14475			
DZ PR					3959
1 U KINGDOM	9130	22641			
990 U STATES	13292	40966			
HATS WOMENS	22422	63607			
DOZ					3960
1 U KINGDOM	59	1864			
43 AUSTRIA	65	881			
54 FRANCE	79	2732			
55 GERMANY W	5	81			
67 ITALY	69	721			
86 SWITZRLND	112	5090			
288 YUGO SLAV	31	439			
559 JAPAN	4586	9501			
824 JAMAICA	4	50			
990 U STATES	3738	98178			
HEADWEAR N O P	8748	119537			
DOZ					3969
1 U KINGDOM	4915	30746			
43 AUSTRIA	157	2878			
44 BELG LUX	13	155			
54 FRANCE	1260	4761			
55 GERMANY W	82	437			
67 ITALY	1580	10064			
86 SWITZRLND	439	7060			

IMPORTS BY COMMODITIES AND COUNTRIES

Commodity and Country	JANUARY 1961		Quantity	Value (\$)	Class Number
	Quantity	Value (\$)			
516 HONG KONG	250	1 014			
519 INDIA	5	58			
559 JAPAN	78 760	137 965			
874 MEXICO	12	54			
990 U STATES	19 208	48 516			
	106 681	243 708			
GLOVES AND MITTENS KNITTED	DZ PR				3970
1 U KINGDOM	19	174			
67 ITALY	250	669			
516 HONG KONG	14 524	43 487			
559 JAPAN	6 083	20 300			
990 U STATES	1 545	7 780			
	22 421	72 410			
GLOVES MITTENS WOVN SYN FIBRES	DZ PR				3971
1 U KINGDOM	89	799			
19 MALTA	62	463			
55 GERMANY W	3 909	15 021			
67 ITALY	2	88			
246 CZECHO S	1 500	5 270			
516 HONG KONG	4 357	12 106			
559 JAPAN	18 718	60 385			
990 U STATES	2 279	28 37			
	28 916	96 969			
GLOVES AND MITTENS WOVEN N O P	DZ PR				3972
1 U KINGDOM	487	4 315			
54 FRANCE	82	1 853			
55 GERMANY W	261	1 697			
246 CZECHO S	2 277	7 980			
516 HONG KONG	1 412	5 214			
559 JAPAN	6 329	14 186			
990 U STATES	704	3 283			
	11 552	39 228			
GLOVES AND MITTENS LEATHER	DZ PR				3973
1 U KINGDOM	105	2 808			
44 BELG LUX	135	3 198			
54 FRANCE	1 473	37 508			
55 GERMANY W	202	4 641			
67 ITALY	275	5 682			
246 CZECHO S	375	4 961			
559 JAPAN	157	764			
990 U STATES	116	2 411			
	2 838	61 973			
GLOVES RUBBER	DZ PR				3974
1 U KINGDOM	5 136	19 501			
43 AUSTRIA	517	660			
55 GERMANY W	10	57			
67 ITALY	50	105			
246 CZECHO S	98	136			
990 U STATES	9 179	33 288			
	14 990	53 747			
GLOVES WORK AND SPECL PURP NOP	DZ PR				3979
1 U KINGDOM	1 067	4 254			
559 JAPAN	4	55			
990 U STATES	2 227	25 489			
	10 298	29 798			
FUR GOODS APPAREL	NO				3980
1 U KINGDOM	3	214			
55 GERMANY W	2	170			
82 SPAIN	1	102			
744 ARGENTINA	1	275			
990 U STATES	267	19 042			
	274	19 803			
SAFETY HELMETS	NO				3987
1 U KINGDOM	598	1 670			
55 GERMANY W	2 300	5 415			
559 JAPAN	1 500	2 507			
990 U STATES	7 317	23 241			
	11 715	32 833			
SAFETY HELMET PARTS					3988
55 GERMANY W		658			
990 U STATES		18 615			
		19 273			
MISCELLANEOUS APPAREL N O P	NO				3989
1 U KINGDOM	156	3 040			
54 FRANCE	693	3 013			
73 NETHRLNDS	29	211			
990 U STATES	996	9 623			
	1874	15 887			
HANDKERCHIEFS COTTON	DOZ				3990
1 U KINGDOM	1 0761	9 889			
43 AUSTRIA	1 805	2 652			
86 SWITZRLND	5 320	6 316			
246 CZECHO S	730	1 130			
277 POLANO	250	265			
516 HONG KONG	1 658	2 545			
559 JAPAN	59 328	33 463			
990 U STATES	2 372	4 001			
	62 224	60 261			
HANDKERCHIEFS TEXTILE N O P	DOZ				3991
1 U KINGDOM	8 002	12 934			
43 AUSTRIA	70	221			
54 FRANCE	2	62			
67 ITALY	47	331			
86 SWITZRLND	37	212			
516 HONG KONG	1 960	4 777			
559 JAPAN	1 100	596			

IMPORTS BY COMMODITIES AND COUNTRIES

Commodity and Country	JANUARY 1961		Quantity	Value (\$)	Class Number
	Quantity	Value (\$)			
578 TAIWAN	70	159			
990 U STATES	45	91			
FOUNDATION GARMENTS	11333	19383			
	NO				3992
55 GERMANY W	987	3235			
73 NETHRLNDS	56	201			
516 HONG KONG	21100	2507			
559 JAPAN	124102	31816			
614 AUSTRALIA	28	108			
824 JAMAICA	5454	3410			
828 TRINIDAD	5442	5118			
990 U STATES	32917	45583			
	190086	91978			
HANDBAGS WALLETS COIN PURSES	002				3993
1 U KINGDOM	1452	27424			
43 AUSTRIA	2	193			
54 FRANCE	183	10236			
55 GERMANY W	845	7163			
67 ITALY	503	14299			
73 NETHRLNDS	30	374			
82 SPAIN	18	505			
516 HONG KONG	454	820			
559 JAPAN	14361	75779			
614 AUSTRALIA	83	168			
744 ARGENTINA	7	259			
874 MEXICO	70	2052			
990 U STATES	21088	275306			
	39096	414578			
UMBRELLAS PARASOLS AND PARTS	002				3994
55 GERMANY W	2	3504			
516 HONG KONG	378	1063			
559 JAPAN	4761	11385			
990 U STATES	74	70285			
	5215	86237			
APPAREL ACCESSORIES N O P					3999
1 U KINGDOM		18079			
43 AUSTRIA		663			
44 BELG LUX		407			
54 FRANCE		4193			
55 GERMANY W		22086			
64 IRELAND		254			
67 ITALY		3067			
73 NETHRLNDS		552			
78 PORTUGAL		68			
82 SPAIN		78			
85 SWEDEN		335			
86 SWITZRLND		1687			
355 ISRAEL		1361			
516 HONG KONG		7330			
559 JAPAN		27515			
867 HAITI		144			
874 MEXICO		1504			
990 U STATES		99008			
		188331			

IMPORTS BY COMMODITIES AND COUNTRIES

Commodity and Country	JANUARY 1961		Quantity	Value (\$)	Class Number
	Quantity	Value (\$)			
<u>GROUP 4</u>					
<u>WOOD WOOD PRODUCTS AND PAPER</u>					
CANE REED OR RATTAN					4002
516 HONG KONG		2391			
524 MALAYA		454			
990 U STATES		184			
		3029			
OSIERS WILLOWS AND BAMBOOS					4003
559 JAPAN		127			
990 U STATES		1297			
		1424			
CORKWOOD UNMANUFACTURED					4011
78 PORTUGAL		338			
990 U STATES		1073			
		1411			
HICKORY BILLETS					4022
990 U STATES		6055			
		6055			
POLES TELEGRAPH AND PILING	NO				4024
990 U STATES	5147	63308			
	5147	63308			
RAILWAY TIES	NO				4025
990 U STATES	6737	34387			
	6737	34387			
LOGS ROUND UNMANUFACTURED NOP	M FT				4026
990 U STATES	36328	1855610			
	36328	1855610			
HANDLE SHINGLE BOLTS FELLOES					4032
990 U STATES		4299			
		4299			
HUB LAST WAGON OAR GUN BLOCKS					4033
990 U STATES		86785			
		86785			
TEAK AMARANTH TROPICAL WOODS					4041
414 GHANA		6200			
519 INDIA		1838			
545 BURMA		6670			
855 DOM REP		743			
864 GUATEMALA		1861			
990 U STATES		16012			
		33324			
ASH WHITE	M FT				4042
990 U STATES	106	20406			
	106	20406			
CEDAR	M FT				4043
990 U STATES	120	15209			
	120	15209			
FIR	M FT				4045
990 U STATES	3041	250729			
	3041	250729			
GUMWOOD	M FT				4046
990 U STATES	6	732			
	6	732			
HEMLOCK	M FT				4047
990 U STATES	555	29623			
	555	29623			
HICKORY	M FT				4048
990 U STATES	3	291			
	3	291			
MAHOGANY	M FT				4049
559 JAPAN	337	48995			
567 PHIL	22	4613			
758 COLOMBIA	17	2973			
990 U STATES	198	44021			
	574	100602			
OAK	M FT				4050
990 U STATES	3956	467627			
	3956	467627			
PINE SOUTHERN YELLOW OR PITCH	M FT				4051
990 U STATES	103	19412			
	103	19412			
PINE WHITE OR OTHER N O P	M FT				4052
752 BRAZIL	30	3638			
990 U STATES	1455	143062			
	1485	146700			
POPLAR	M FT				4053
990 U STATES	51	6927			
	51	6927			
REDWOOD	M FT				4054
990 U STATES	926	145117			
	926	145117			
WALNUT	M FT				4055
990 U STATES	359	131144			
	359	131144			
LUMBER AND TIMBER HARDWOOD NOP	M FT				4056
990 U STATES	1353	165487			
	1353	165487			
LUMBER AND TIMBER N O P	M FT				4057
990 U STATES	238	18170			
	238	18170			

IMPORTS BY COMMODITIES AND COUNTRIES

Commodity and Country	JANUARY 1961		Quantity	Value (\$)	Class Number
	Quantity	Value (\$)			
HARDWOOD FLOORING					
1 U KINGDOM	M FT	1	452		4058
990 U STATES		782	109089		
		783	109541		
PINE PONDEROSA AND SUGAR					
990 U STATES	M FT	2380	233134		4059
		2380	233134		
PLYWOOD HARDWOOD					
53 FINLAND	SQ FT	3780	239		4067
54 FRANCE		28853	3056		
73 NETHRLNDS		36951	5493		
277 POLAND		33831	999		
454 FR EQ AFR		198837	12039		
559 JAPAN		3174619	222395		
578 TAIWAN		228167	11868		
990 U STATES		307148	39102		
		4012186	295191		
PLYWOOD SOFTWOOD					
449 CONGO	SQ FT	48000	2401		4069
990 U STATES		344417	24097		
		392417	26498		
LATHS					
	M				4071
SHINGLES OF WOOD					
990 U STATES	RF SQ	310	3065		4074
		310	3065		
VENEERS OF ROSEWOOD ETC					
54 FRANCE			5453		4075
55 GERMANY W			8666		
449 CONGO			9865		
990 U STATES			57458		
			81442		
VENEERS OF WOOD N O P					
44 BELG LUX			7250		4076
49 DENMARK			2831		
55 GERMANY W			23547		
449 CONGO			43730		
559 JAPAN			2512		
990 U STATES			123959		
			203829		
VENEERS OF WOOD TAPED JOINTED					
545 BURMA			9354		4077
990 U STATES			2023		
			11377		
VENEERS AUSTRALIAN BLACKWOOD					
990 U STATES			13870		4078
			13870		
PLYWOOD FACED WITH METAL					
55 GERMANY W			4081		4079
990 U STATES			2059		
			6140		
PULPWOOD					
990 U STATES	CORD	41714	726200		4083
		41714	726200		
SAWDUST AND WOOD FLOUR					
990 U STATES			38315		4084
			38315		
WOOD UNMANUFACTURED N O P					
990 U STATES			428		4085
			428		
BARRELS EMPTY					
990 U STATES	NO	22769	69446		4091
		22769	69446		
STAVES OAK SAWN SPLIT OR CUT					
990 U STATES	M	184	73282		4094
		184	73282		
STAVES N O P					
990 U STATES	M	39	4405		4097
		39	4405		
HOOPS HEADS AND LINERS OF WOOD					
990 U STATES			29899		4099
			29899		
CORK SLABS BOARDS TILES N O P					
1 U KINGDOM			1069		4101
49 DENMARK			3172		
82 SPAIN			29319		
990 U STATES			6148		
			39708		
CORKS THREE FOURTHS IN OR LESS					
	LB				4102
CORKS OVER THREE FOURTHS INCH					
78 PORTUGAL	LB	572	641		4103
990 U STATES		76	225		
		648	866		
CORK SLABS BOARDS FOR MFRS					
78 PORTUGAL			40554		4104
82 SPAIN			14481		
990 U STATES			42849		
			97884		
MANUFACTURES OF CORKWOOD N O P					
1 U KINGDOM			1334		4105
73 NETHRLNDS			859		
78 PORTUGAL			1168		
990 U STATES			3605		
			6966		

IMPORTS BY COMMODITIES AND COUNTRIES

Commodity and Country	JANUARY 1961		Quantity	Value (\$)	Class Number
	Quantity	Value (\$)			
BILLETS OF WOOD FOR BATS 990 U STATES		6899			4112
WOOD HANDLES FOR AGRIC IMPL 990 U STATES		38234			4114
HANDLES OF WOOD N O P 55 GERMANY W 85 SWEDEN 559 JAPAN 990 U STATES		26367			4118
SHAFTS OR HEADS FOR GOLF CLUBS 990 U STATES		28012			4119
LASTS OF WOOD 55 GERMANY W 990 U STATES		9313			4120
SULPHITE PULP BL DISSOLVING 990 U STATES	CWT 13066	121669			4130
SULPHITE PULP UNBLEACHED 990 U STATES	CWT 48126	299197			4132
SULPHITE PULP BLEACHED N O P 990 U STATES	CWT 48126	299197			4133
SULPHATE OR KRAFT PULP 990 U STATES	CWT 16189	99894			4134
WOOD PULP MECHANICAL	CWT 23227	171898			4135
PULP OF STRAW OR VEG FIBRE NOP 990 U STATES	CWT 13417	115927			4136
BOBBINS SHUTTLES AND SPOOLS 1 U KINGDOM 990 U STATES		18086			4141
CASKETS COFFINS AND METAL PTS 990 U STATES		54051			4142
CHARCOAL MADE FROM WOOD 990 U STATES	TON 94	7753			4143
CHURNS N O P WASHBOARDS 1 U KINGDOM 49 DENMARK 85 SWEDEN 288 YUGO SLAV 990 U STATES		2633			4144
CLOTHES PINS AND PARTS 49 DENMARK 73 NETHRLNDS 85 SWEDEN	GROSS 2950 1500 5250 9700	1156 886 1690 3732			4145
CRUTCHES OR STAFFS 990 U STATES		2158			4146
DOORS WOOD 6 FT X 2 FT OR OVER 990 U STATES	NO 780	18675			4148
FIBRE AND MANUFACTURES N O P 1 U KINGDOM 55 GERMANY W 85 SWEDEN 990 U STATES		83379			4150
FURNITURE MAINLY OF WOOD 1 U KINGDOM 44 BELG LUX 49 DENMARK 54 FRANCE 55 GERMANY W 67 ITALY 73 NETHRLNDS 76 NORWAY 78 PORTUGAL 82 SPAIN 85 SWEDEN 86 SWITZRLND 246 CZECHO S 262 HUNGARY 288 YUGO SLAV 385 UAR EGYPT 473 MOROCCO 516 HONG KONG 519 INDIA 559 JAPAN 774 PERU 874 MEXICO 990 U STATES		593357			4151
		774011			

IMPORTS BY COMMODITIES AND COUNTRIES

Commodity and Country	JANUARY 1961		Quantity	Value (\$)	Class Number
	Quantity	Value (\$)			
MATCHES OF WOOD					4152
1 U KINGDOM		420			
85 SWEDEN		13139			
246 CZECHOS		488			
277 POLAND		358			
559 JAPAN		82			
990 U STATES		2019			
		16506			
MOULDINGS OF WOOD					4153
55 GERMANY W		96			
990 U STATES		4966			
		5062			
SKIS RACQUETS AND FRAMES BATS					4154
1 U KINGDOM		4753			
43 AUSTRIA		10579			
44 BELG LUX		245			
49 DENMARK		620			
53 FINLAND		526			
54 FRANCE		451			
55 GERMANY W		31052			
67 ITALY		2098			
76 NORWAY		1718			
85 SWEDEN		1814			
86 SWITZRLND		2544			
288 YUGO SLAV		5384			
559 JAPAN		24018			
990 U STATES		36478			
		122280			
WINDOW SASH OF WOOD					4155
990 U STATES		15440			
		15440			
WOOD BOXES CRATES AND SHOOKS					4156
1 U KINGDOM		90674			
55 GERMANY W		176			
559 JAPAN		883			
990 U STATES		82165			
		173898			
MANUFACTURES OF WOOD N O P					4157
1 U KINGDOM		13106			
49 DENMARK		1283			
54 FRANCE		2268			
55 GERMANY W		4910			
67 ITALY		1014			
73 NETHRLNDS		197			
76 NORWAY		827			
82 SPAIN		541			
85 SWEDEN		2818			
277 POLAND		2169			
287 U S S R		5061			
288 YUGO SLAV		3664			
516 HONG KONG		1821			
559 JAPAN		31223			
777 SURINAM		7217			
874 MEXICO		329			
990 U STATES		327951			
		406399			
BOWLS TRAYS AND DISHES OF WOOD					4158
49 DENMARK		543			
55 GERMANY W		1701			
67 ITALY		67			
85 SWEDEN		50			
559 JAPAN		11640			
990 U STATES		3257			
		17258			
PLAYING CARD STOCK	LB				4159
CARD STOCK BRISTOL BOARD N O P	LB				4161
73 NETHRLNDS	9573	1561			
990 U STATES	389788	83499			
	399361	85060			
CHIPBOARD NEWS BOARD	LB				4162
990 U STATES	2205624	186150			
	2205624	186150			
LEATHER BOARD LEATHEROID MFRS	LB				4163
1 U KINGDOM	15597	2958			
54 FRANCE	6310	1222			
990 U STATES	16899	4580			
	38806	8760			
MILLBOARD AND BINDERS BOARD	LB				4164
1 U KINGDOM	4340	880			
990 U STATES	261923	23220			
	266263	24100			
PULPBOARD FOR MFR OF WALLBOARD	LB				4165
990 U STATES	3575680	160182			
	3575680	160182			
PULPBOARD TO WRAP ROLLS PAPER	LB				4166
990 U STATES	1159227	93626			
	1159227	93626			
HARDBOARD	LB				4168
53 FINLAND	276577	13059			
85 SWEDEN	307364	12520			
990 U STATES	79534	7379			
	663475	32958			
BUILDING AND INSULATING BOARD	LB				4169
990 U STATES	875980	90213			
	875980	90213			

IMPORTS BY COMMODITIES AND COUNTRIES

Commodity and Country	JANUARY 1961		Quantity	Value (\$)	Class Number
	Quantity	Value (\$)			
PULPBOARD OTHER FIBREBOARD NOP	LB				4170
1 U KINGDOM	529	204			
49 DENMARK	1709	258			
990 U STATES	827920	149698			
	830158	150160			
ELECTRIC INSULATING PRESSBOARD	LB				4171
1 U KINGDOM	6368	1490			
85 SWEDEN	14083	2152			
990 U STATES	138483	32772			
	158934	36414			
ROOFING FELT NOT COATED	LB				4172
990 U STATES	775520	24571			
	775520	24571			
PRESSBOARD N O P	LB				4173
1 U KINGDOM	307	86			
990 U STATES	348471	51018			
	348778	51104			
SHOEBOARDS	LB				4174
1 U KINGDOM	17582	1906			
44 BELG LUX	64335	12789			
55 GERMANY W	14900	2763			
990 U STATES	102455	34116			
	199272	51574			
PAPERBOARD FOR SHOEBOARDS	LB				4175
990 U STATES	60963	9584			
	60963	9584			
GYP SUM BOARD LATH ROCK LATH	LB				4176
990 U STATES	12592	396			
	12592	396			
LINER BOARD	LB				4177
990 U STATES	950373	62199			
	950373	62199			
CORRUGATING CONTAINR BOARD NOP	LB				4178
990 U STATES	1684679	93375			
	1684679	93375			
SOLID BLEACHED BOARD	LB				4180
990 U STATES	1559458	168083			
	1559458	168083			
BOOK PAPER FOR PERIODICALS	LB				4181
990 U STATES	54842	8510			
	54842	8510			
BOOK PRINTING LITHO PAPER NOP	LB				4182
67 ITALY	471	208			
990 U STATES	273346	63438			
	273817	63646			
BOOK PRINTING PAPER COATED NOP	LB				4183
990 U STATES	491775	140464			
	491775	140464			
COATED PAPERS FOR PERIODICALS	LB				4184
990 U STATES	730217	99417			
	730217	99417			
COVER PAPERS NOT PASTED COATED	LB				4185
1 U KINGDOM	1208	686			
990 U STATES	43632	11971			
	44840	12657			
COVER PAPERS PASTED COATED	LB				4186
990 U STATES	36655	12515			
	36655	12515			
SURFACE COATED PAPER N O P	LB				4187
1 U KINGDOM	23103	12135			
55 GERMANY W	402	261			
990 U STATES	236211	150730			
	259716	163126			
CARBON PAPER	LB				4188
1 U KINGDOM	5523	4967			
43 AUSTRIA	1200	937			
990 U STATES	39744	29447			
	46467	35351			
WAXED PAPER FOR WRAPPING	LB				4190
990 U STATES	80113	32671			
	80113	32671			
GREASEPROOF AND GLASSINE PAPER	LB				4191
990 U STATES	39546	12658			
	39546	12658			
TISSUE WRAPPING PAPER	LB				4192
990 U STATES	23458	4575			
	23458	4575			
VEGETABLE PARCHMENT PAPER	LB				4193
990 U STATES	2161	702			
	2161	702			
WRAPPING PAPER KRAFT	LB				4195
990 U STATES	431695	47794			
	431695	47794			
WRAPPING PAPER OILED COATED	LB				4196
990 U STATES	124776	31471			
	124776	31471			
WRAPPING PAPER ALL KINDS N O P	LB				4197
1 U KINGDOM	3008	472			
53 FINLAND	92893	10046			
76 NORWAY	27958	3006			
990 U STATES	46774	14355			
	170633	27879			
DUPLEX BACKING PAPER	LB				4198
990 U STATES	61735	32556			
	61735	32556			

IMPORTS BY COMMODITIES AND COUNTRIES

Commodity and Country	JANUARY 1961		Quantity	Value (\$)	Class Number
	Quantity	Value (\$)			
WRAPPER SHEETS AND HEADS	LB				4200
990 U STATES	154967	20382			
BOND AND LEDGER PAPERS UNCUT	LB				4201
67 ITALY	6863	2795			
76 NORWAY	1586	1543			
990 U STATES	264527	42239			
ENVELOPES	M				4202
1 U KINGDOM	9	268			
55 GERMANY W	10	82			
67 ITALY	475	3907			
85 SWEDEN	290	846			
990 U STATES	3638	20210			
	4422	26013			
ONION SKIN AND MANIFOLD PAPER	LB				4203
1 U KINGDOM	12877	3788			
990 U STATES	91385	51045			
	104262	54833			
BOXED PAPER AND PAPETERIES	LB				4204
1 U KINGDOM	123	100			
55 GERMANY W	131	147			
990 U STATES	43039	29260			
	43293	29507			
WASTE PAPER	CWT				4209
990 U STATES	43911	101204			
	43911	101204			
ELECTRIC CABLE INSULATG PAPER	LB				4210
1 U KINGDOM	10358	2136			
990 U STATES	195544	88043			
	205902	90179			
PHOTOGRAPHERS PAPERS					4211
1 U KINGDOM		17163			
44 BELG LUX		87964			
54 FRANCE		1418			
55 GERMANY W		24432			
86 SWITZRLND		2209			
990 U STATES		283127			
		416313			
BLOTTING PAPER NOT PRINTED	LB				4212
990 U STATES	46352	9528			
	46352	9528			
CIGARETTE PAPER UNGUMMED	LB				4213
990 U STATES	223620	105112			
	223620	105112			
CIGARETTE PAPERS IN PACKETS	M				4215
CREPE PAPER DECORATIVE ROLLS	LB				4216
GUMMED PAPER	LB				4217
1 U KINGDOM	4949	1865			
55 GERMANY W	340	139			
990 U STATES	193247	73371			
	198536	75375			
HANGINGS OR WALL PAPER	LB				4218
1 U KINGDOM	11743	4769			
54 FRANCE	53	265			
559 JAPAN	1632	2516			
990 U STATES	36001	37900			
	49429	45450			
PAPER FOR SHOT SHELLS GUN WADS	LB				4219
990 U STATES	21716	5429			
	21716	5429			
PAPIERMACHE WARE N O P	LB				4220
1 U KINGDOM	180	63			
559 JAPAN	888	154			
990 U STATES	18187	3643			
	19255	3860			
PAPER DECALCOMANIA	LB				4222
1 U KINGDOM	823	294			
990 U STATES	4420	1846			
	5243	2140			
PAPER MATRIX FOR PRINTING	LB				4223
990 U STATES	98650	45879			
	98650	45879			
PAPER MATTING	LB				4224
990 U STATES	22305	13104			
	22305	13104			
PAPER PHOTO BARYTA COATED	LB				4225
1 U KINGDOM	668	858			
990 U STATES	265552	114842			
	266220	115700			
SHINGLES OF PAPER OR FELT	LB				4226
ROOFING SHEATHING PAPER PREPRD	LB				4227
1 U KINGDOM	8350	926			
990 U STATES	355413	28876			
	363763	29802			
TISSUE PAPER N O P	LB				4228
1 U KINGDOM	380	295			
990 U STATES	158147	24949			
	158527	25244			
TOILET PAPER	LB				4229
1 U KINGDOM	473	101			
990 U STATES	285240	30773			
	285713	30874			

Commodity and Country	JANUARY 1961		Quantity	Value (\$)	Class Number
	Quantity	Value (\$)			
TOWELS AND NAPKINS PLAIN	LB				4230
990 U STATES	76023	14615			
	76023	14615			
WAXED STENCIL PAPER	LB				4231
1 U KINGDOM	33710	35996			
43 AUSTRIA	2124	922			
49 DENMARK	3132	2264			
990 U STATES	3178	3439			
	42144	42621			
ALL KINDS OF PAPER N O P	LB				4232
1 U KINGDOM	11610	3387			
44 BELG LUX	24057	1964			
67 ITALY	200	143			
559 JAPAN	713	270			
578 TAIWAN	635	1365			
990 U STATES	760760	258860			
	797975	265989			
ABSORB TISSUE WADDNG STOCK NOP	LB				4234
990 U STATES	97135	22513			
	97135	22513			
PAPER NAPKINS N O P	LB				4235
1 U KINGDOM	3096	1569			
43 AUSTRIA	1032	427			
55 GERMANY W	1930	1102			
990 U STATES	25555	11095			
	31613	14193			
CARBONIZING TISSUE PAPER	LB				4236
1 U KINGDOM	20768	12389			
990 U STATES	330830	74135			
	351598	86524			
CABLE INSULATING PAPER N O P	LB				4237
990 U STATES	16365	6333			
	16365	6333			
CASH REGISTER PAPER	LB				4238
990 U STATES	71352	19733			
	71352	19733			
FILTER PAPER	LB				4239
54 FRANCE	220	85			
990 U STATES	104034	106990			
	104254	107075			
TABULATING PAPER AND STOCK	LB				4240
990 U STATES	381407	41891			
	381407	41891			
BAGS AND SACKS OF PAPER	LB				4241
1 U KINGDOM	3691	2949			
990 U STATES	378508	83166			
	382199	86115			
PAPER PROTECTORS FOR PLANTS					4242
1 U KINGDOM		5665			
990 U STATES		4007			
		9672			
CONTAINERS PAPERBOARD N O P	LB				4243
1 U KINGDOM	1347	1258			
54 FRANCE	330	60			
559 JAPAN	74	166			
990 U STATES	591318	195863			
	593069	197347			
MILK BOTTLE CAPS OF PAPER					4244
PAPER TUBES AND CONES FOR YARN	LB				4245
55 GERMANY W	633	539			
990 U STATES	49503	20454			
	50136	20993			
PAPER PATTERNS BOOT AND SHOE					4246
990 U STATES		1350			
		1350			
TWINE OR YARN OF PAPER	LB				4248
990 U STATES	33652	6815			
	33652	6815			
MANUFACTURES OF PAPER N O P					4252
1 U KINGDOM		38782			
43 AUSTRIA		478			
44 BELG LUX		59			
49 DENMARK		343			
54 FRANCE		1155			
55 GERMANY W		5670			
73 NETHRLNDS		126			
559 JAPAN		4114			
990 U STATES		525908			
		576635			
PAPER CORES	LB				4253
990 U STATES	273471	18330			
	273471	18330			
PAPER CUPS DISHES TABLEWARE					4254
990 U STATES		27012			
		27012			
PAPER DOILIES AND LACE PAPER	LB				4255
1 U KINGDOM	1705	1414			
990 U STATES	38566	21669			
	40271	23083			
PAPER NOVELTIES FLOWERS GAMES					4256
1 U KINGDOM		6965			
49 DENMARK		3348			
55 GERMANY W		513			
258 GERMANY E		103			
516 HONG KONG		105			

IMPORTS BY COMMODITIES AND COUNTRIES

Commodity and Country	JANUARY 1961		Quantity	Value (\$)	Class Number
	Quantity	Value (\$)			
559 JAPAN		3 427			
990 U STATES		24 127			
PAPER PATTERNS N O P		38 588			4 257
990 U STATES		38 527			
SHIPPING CONTAINERS	LB				4 258
990 U STATES	6 455 84	75 670			
TRAYS FOR PACKAGING APPLES	LB				4 259
990 U STATES	6 455 84	75 670			
PAPER MATCHES					4 260
1 U KINGDOM		82			
73 NETHRLNDS		744			
277 POLAND		571			
559 JAPAN		5 735			
990 U STATES		13 916			
ADMIRALTY CHARTS MANUSCRIPTS		21 048			4 262
1 U KINGDOM		150			
73 NETHRLNDS		197			
86 SWITZRLND		435			
614 AUSTRALIA		399			
990 U STATES		6 336			
BLUEPRINTS NOP AND HYDRO PLANS		7 517			4 263
1 U KINGDOM		5 315			
44 BELG LUX		54			
54 FRANCE		952			
85 SWEDEN		112			
86 SWITZRLND		265			
990 U STATES		318 775			
MUSIC		325 473			4 265
1 U KINGDOM		2918			
54 FRANCE		785			
55 GERMANY W		77			
67 ITALY		265			
262 HUNGARY		60			
990 U STATES		25 719			
NEWSPAPER OR COMIC SECTIONS		298 24			4 266
990 U STATES		129 182			
MAGAZINES NEWSPAPERS UNBOUND		129 182			4 267
1 U KINGDOM		28 857			
44 BELG LUX		192			
54 FRANCE		4 634			
55 GERMANY W		4 381			
67 ITALY		8 315			
73 NETHRLNDS		252			
86 SWITZRLND		1 951			
516 HONG KONG		2 496			
559 JAPAN		462			
990 U STATES		25 224 52			
PHOTOGRAPHS NEWS ILLUSTRATION		25 739 92			4 268
1 U KINGDOM		79			
54 FRANCE		64			
990 U STATES		1 287			
PHOTOGRAPHS CHROMOS N O P		1 430			4 269
1 U KINGDOM		98 46			
44 BELG LUX		123			
49 DENMARK		124			
54 FRANCE		550			
55 GERMANY W		929			
73 NETHRLNDS		915			
516 HONG KONG		461			
553 CHINA COM		353			
559 JAPAN		1 552			
874 MEXICO		60			
990 U STATES		190 609			
PHOTOGRAPHS FOR REPRODUCTION		205 522			4 271
1 U KINGDOM		363			
990 U STATES		17 215			
TRANSFERS DECALCOMANIA		17 578			4 272
1 U KINGDOM		884			
990 U STATES		29 490			
PAPER FOR DUPLICATING MACHINES	LB				4 290
1 U KINGDOM	1050	1057			
990 U STATES	11 388 2	61 977			
ADVERTISING AND PRINTED MATTER	LB				4 291
1 U KINGDOM	65 063	78 562			
44 BELG LUX	1080	622			
49 DENMARK	502	609			
54 FRANCE	15 634	6 438			
55 GERMANY W	25 235	13 405			
67 ITALY	2953	1 484			
73 NETHRLNDS	4975	6834			
85 SWEDEN	5236	4100			

Commodity and Country	JANUARY 1961		Quantity	Value (\$)	Class Number
	Quantity	Value (\$)			
86 SWITZRLND	2103	1622			
246 CZECHO S	139	139			
287 U S S R	100	108			
516 HONG KONG	1598	2261			
559 JAPAN	2841	1552			
990 U STATES	564269	593959			
	691728	711695			
PRINTED MATTER N O P					4292
1 U KINGDOM		9641			
44 BELG LUX		157			
54 FRANCE		225			
55 GERMANY W		5606			
67 ITALY		285			
73 NETHRLNDS		499			
85 SWEDEN		58			
86 SWITZRLND		66			
516 HONG KONG		114			
559 JAPAN		3595			
990 U STATES		324491			
		344737			
CARDS FOR PLAYING	PACK				4293
1 U KINGDOM	150	73			
43 AUSTRIA	1320	461			
44 BELG LUX	9007	1448			
67 ITALY	550	157			
559 JAPAN	150	125			
990 U STATES	3744	3034			
	14921	5298			
HAND MADE DRAWINGS OR DESIGNS					4294
990 U STATES		12153			
		12153			
LABELS TAGS TICKETS					4295
1 U KINGDOM		2023			
49 DENMARK		52			
55 GERMANY W		105			
67 ITALY		52			
73 NETHRLNDS		231			
559 JAPAN		3016			
614 AUSTRALIA		74			
990 U STATES		80319			
		85872			
PICTORIAL POST CARDS FOLDERS	LB				4296
1 U KINGDOM	560	857			
49 DENMARK	143	222			
54 FRANCE	858	440			
55 GERMANY W	259	629			
73 NETHRLNDS	215	257			
990 U STATES	120532	114327			
	122567	116732			
BIBLES PRAYER BOOKS HYMN BOOKS					4301
1 U KINGDOM		74773			
44 BELG LUX		19490			
54 FRANCE		5121			
55 GERMANY W		294			
67 ITALY		3450			
73 NETHRLNDS		663			
82 SPAIN		221			
990 U STATES		252001			
		356013			
BLANK BOOKS RULED OR PLAIN					4302
1 U KINGDOM		1146			
55 GERMANY W		123			
559 JAPAN		1825			
990 U STATES		2358			
		5452			
BOOKS OVER 12 YEARS OLD					4303
1 U KINGDOM		402			
990 U STATES		3175			
		3577			
TEXT BOOKS FOR SCHOOLS COLLEGE					4305
1 U KINGDOM		13477			
44 BELG LUX		1219			
49 DENMARK		3660			
54 FRANCE		13948			
67 ITALY		192			
86 SWITZRLND		181			
614 AUSTRALIA		100			
990 U STATES		1131616			
		1164393			
BOOKS NOVELS FICTION					4306
1 U KINGDOM		10082			
990 U STATES		12013			
		22095			
BOOKS SCIENCE FOR LIBRARIES					4307
1 U KINGDOM		43710			
44 BELG LUX		352			
54 FRANCE		5388			
55 GERMANY W		1764			
64 IRELAND		137			
73 NETHRLNDS		6805			
86 SWITZRLND		768			
427 UN SO AFR		154			
559 JAPAN		525			
614 AUSTRALIA		50			
990 U STATES		776893			
		836546			

IMPORTS BY COMMODITIES AND COUNTRIES

Commodity and Country	JANUARY 1961		Quantity	Value (\$)	Class Number
	Quantity	Value (\$)			
BOOKS GOVERNMENT ASSOCIATION					4308
1 U KINGDOM		13254			
44 BELG LUX		200			
54 FRANCE		4867			
55 GERMANY W		117			
73 NETHRLNDS		763			
559 JAPAN		2411			
614 AUSTRALIA		515			
990 U STATES		28132			
		50259			
FREIGHT RATES FOR RAILWAYS					4309
1 U KINGDOM		50			
67 ITALY		228			
990 U STATES		7954			
		8232			
BOOKS PRINTED PERIODICALS NOP					4310
1 U KINGDOM		212359			
54 FRANCE		7239			
55 GERMANY W		1189			
73 NETHRLNDS		1894			
85 SWEDEN		132			
262 HUNGARY		298			
287 U S S R		210			
990 U STATES		787714			
		1011035			
BOOKS EXCEPT ENGLISH LANGUAGE					4311
1 U KINGDOM		940			
44 BELG LUX		33509			
54 FRANCE		428595			
55 GERMANY W		10821			
67 ITALY		5138			
73 NETHRLNDS		627			
85 SWEDEN		101			
86 SWITZRLND		7406			
245 BULGARIA		58			
246 CZECHO S		94			
262 HUNGARY		1561			
287 U S S R		551			
744 ARGENTINA		90			
990 U STATES		19788			
		509279			

IMPORTS BY COMMODITIES AND COUNTRIES

Commodity and Country	JANUARY 1961		Quantity	Value (\$)	Class Number
	Quantity	Value (\$)			
<u>GROUP 5</u>					
<u>IRON AND ITS PRODUCTS</u>					
IRON ORE	752 BRAZIL 990 U STATES	TON	26230 328 26558	229837 2695 232532	5001
FERRO TUNGSTEN	1 U KINGDOM 78 PORTUGAL	CWT	194 61 255	25382 7346 32728	5010
PIG IRON FOR AGRIC IMPLEMENTS		TON			5011
PIG IRON N O P	990 U STATES	TON	71 71	4719 4719	5012
FERRO MANG UNDER	1 PC SILICON 1 U KINGDOM 427 UN SO AFR 559 JAPAN 990 U STATES	CWT	300 5040 2209 48 7597	6024 30885 28778 736 66423	5013
SILICO MANG OVER	1 PC SILICON 44 BELG LUX 990 U STATES	CWT	563 4167 4730	3773 38155 41928	5014
FERRO SILICON	990 U STATES	CWT	3297 3297	53368 53368	5015
ALLOYS N O P FOR MFR OF STEEL	1 U KINGDOM 55 GERMANY W 85 SWEDEN 287 U S S R 422 RHOD NYAS 990 U STATES	CWT	541 44 400 663 1324 7359 10331	36927 1286 5344 8543 23305 226149 301554	5018
PRIMARY IRON N O P	990 U STATES	TON	54 54	12547 12547	5019
INGOTS CARBON STEEL	990 U STATES	TON	39 39	7725 7725	5023
INGOTS ALLOY STEEL	990 U STATES	TON	64 64	34719 34719	5025
BLOOMS BILLETS CARBON STEEL	1 U KINGDOM 990 U STATES	TON	1 110 111	114 10916 11030	5027
BLOOMS BILLETS ALLOY STEEL	1 U KINGDOM 990 U STATES	TON	4 58 62	2411 33963 36374	5029
CAST SCRAP	990 U STATES	TON	2867 2867	66158 66158	5031
WROUGHT SCRAP	990 U STATES	TON	13045 13045	394788 394788	5032
TIN PLATE SCRAP		TON			5033
AXLES FOR RAILWAY VEHICLES	1 U KINGDOM 990 U STATES			4617 8199 12816	5041
AXLES FOR VEHICLES N O P	1 U KINGDOM 990 U STATES			327 16161 16488	5042
AXLES N O P	43 AUSTRIA 990 U STATES			154 4759 4913	5043
CASTINGS FOR AGRIC IMPLEMENTS	990 U STATES			13964 13964	5044
INGOT MOULDS FOR STEEL	990 U STATES			124762 124762	5045
MOULDS N O P	1 U KINGDOM 990 U STATES			1797 11289 13086	5046
CASTINGS MALLEABLE N O P ROUGH	990 U STATES	CWT	1569 1569	38734 38734	5047
CASTINGS NONMALLEABLE N O P RGH	1 U KINGDOM 990 U STATES	CWT	51 2230 2281	3981 36498 40479	5048

IMPORTS BY COMMODITIES AND COUNTRIES

Commodity and Country	JANUARY 1961		Quantity	Value (\$)	Class Number
	Quantity	Value (\$)			
CASTINGS OF STEEL N O P ROUGH 1 U KINGDOM 990 U STATES	CWT	608 2589 3197	24802 76837 101639		5049
FORGINGS N O P 85 U KINGDOM 559 SWEDEN 990 JAPAN 990 U STATES			9237 305 545 111642 121729		5050
FORGINGS HOLLOW AND 20 TONS 1 U KINGDOM 990 U STATES			32834 8979 41813		5051
PISTON RING CASTINGS ROUGH 1 U KINGDOM 990 U STATES			1338 1762 3100		5052
CASTINGS FOR RAILWAY VEHICLES					5054
TIRES STEEL ROUGH RAILWAY	CWT				5055
STEEL WHEELS FOR RAILWAYS 1 U KINGDOM 990 U STATES			325 3248 3573		5057
FORGED GOLF CLUB HEADS 990 U STATES	NO	37400 37400	12135 12135		5058
SEMI FINISHED PISTON CASTINGS 990 U STATES			2551 2551		5059
CONCRETE REINFORCING BARS 559 JAPAN 990 U STATES	CWT	12246 63 12309	57771 718 58489		5070
BARS CARBON STEEL H R N O P 1 U KINGDOM 44 BELG LUX 559 JAPAN 990 U STATES	CWT	4903 1486 3195 27443 37027	34645 7200 15782 234520 292147		5071
BARS ALLOY STEEL HOT ROLLED 1 U KINGDOM 43 AUSTRIA 54 FRANCE 85 SWEDEN 990 U STATES	CWT	1133 7 4 139 6079 7362	36462 267 574 4600 112406 154309		5075
WIRE RODS STEEL HOT ROLLED 55 GERMANY W 559 JAPAN 755 CHILE 990 U STATES	CWT	7090 4368 1939 1 13398	37829 21787 9515 52 69183		5079
BARS CARBON STEEL COLD ROLLED 1 U KINGDOM 44 BELG LUX 559 JAPAN 990 U STATES	CWT	3494 831 475 4061 8861	28097 6234 4014 52852 91197		5083
BARS ALLOY STEEL COLD ROLLED 1 U KINGDOM 43 AUSTRIA 990 U STATES	CWT	216 12 843 1071	10997 396 33591 44984		5087
BARS OR RODS FABRICATED N O P 1 U KINGDOM 43 AUSTRIA 55 GERMANY W 85 SWEDEN 990 U STATES	CWT	545 43 8 28 5017 5641	21132 830 197 1129 59583 82871		5091
PLATES 60 INCHES WIDE OR LESS 1 U KINGDOM 55 GERMANY W 73 NETHRLNDS 559 JAPAN 990 U STATES	CWT	269 224 25 7321 4467 12306	3163 1016 184 35632 49843 89838		5101
PLATES OV 60 IN TO 100 IN 1 U KINGDOM 55 GERMANY W 559 JAPAN 990 U STATES	CWT	1310 4719 37554 6071 49654	8648 34118 188288 64361 295415		5102
PLATES OVER 100 INCHES WIDE 1 U KINGDOM 990 U STATES	CWT	927 6161 7088	6578 45797 52375		5103
FLOOR PLATE CARBON STEEL 1 U KINGDOM 559 JAPAN 990 U STATES	CWT	1091 4448 6283 11822	6454 25993 42693 75140		5104

IMPORTS BY COMMODITIES AND COUNTRIES

Commodity and Country	JANUARY 1961		Quantity	Value (\$)	Class Number
	Quantity	Value (\$)			
PLATES FABRICATED COATED NOP 1 U KINGDOM 990 U STATES	CWT				5106
		120	2340		
		1353	36045		
		1473	38385		
PLATES FLANGED OR DISHD 990 U STATES	CWT				5107
		3805	74003		
		3805	74003		
PLATES STAINLESS STEEL 1 U KINGDOM 85 SWEODEN 990 U STATES	CWT				5108
		466	27529		
		314	16958		
		2668	163866		
		3448	208353		
PLATES ALLOY STEEL N O P 990 U STATES	CWT				5109
		6538	95039		
		6538	95039		
SHEETS NOT TEMPERED FOR SAWS 1 U KINGDOM 55 GERMANY W 85 SWEDEN 990 U STATES	CWT				5115
		24	2897		
		46	5522		
		73	4067		
		2371	77527		
		2514	90013		
SHEETS TEMPERED FOR SAWS 85 SWEDEN 990 U STATES	CWT				5116
		2	121		
		239	13652		
		241	13773		
STEEL HR FOR PIPES OVER 60 INS 1 U KINGDOM 559 JAPAN 990 U STATES	CWT				5119
		45912	258788		
		26327	147853		
		24143	162131		
		96382	568772		
SKELP OV 15 3 EIGHTH NOT OV 60 990 U STATES	CWT				5120
SKELP NOT OV 15 3 EIGHTH INS 990 U STATES	CWT				5122
STEEL COLD ROLLED FOR PIPES 990 U STATES	CWT				5123
SHEET CARBON H R UNDER 24 INS 1 U KINGDOM 44 BELG LUX 990 U STATES	CWT				5124
		391	7888		
		871	4923		
		11928	94133		
		13190	106944		
SHEET CARBON H R 24 TO 51 INS 990 U STATES	CWT				5125
		4670	32024		
		4670	32024		
SHEET CARBON H R OVER 51 INS 990 U STATES	CWT				5126
		5339	36109		
		5339	36109		
SHEET CARBON C R UNDER 24 INS 1 U KINGDOM 85 SWEDEN 559 JAPAN 990 U STATES	CWT				5127
		657	6609		
		12	1132		
		87	741		
		6279	103401		
		7035	111883		
SHEET CARBON C R 24 TO 51 INS 1 U KINGDDM 559 JAPAN 990 U STATES	CWT				5128
		1702	11807		
		4143	9493		
		12317	64333		
		18162	85633		
SHEET CARBON C R OVER 51 INS 990 U STATES	CWT				5129
		38084	298334		
		38084	298334		
SHEET FOR PORCELAIN ENAMELLING 990 U STATES	CWT				5131
		10668	84975		
		10668	84975		
SHEET AND STRIP TINPLATE 1 U KINGDOM 990 U STATES	CWT				5132
		82	1388		
		114	1874		
		196	3262		
SHEET AND STRIP GALVANIZED 1 U KINGDOM 990 U STATES	CWT				5133
		528	8242		
		7018	91380		
		7546	99622		
SHEET AND STRIP TERNEPLATE 990 U STATES	CWT				5134
		10230	94275		
		10230	94275		
SHEET COATED WITH METAL NOP 990 U STATES	CWT				5138
		3019	55654		
		3019	55654		
SHEET AND STRIP COATED NOP 1 U KINGDOM 990 U STATES	CWT				5139
		76	1127		
		15663	198697		
		15739	199824		
SHEET STRIP STAINLESS STEEL 1 U KINGDOM 54 FRANCE 85 SWEDEN 990 U STATES	CWT				5144
		3554	178545		
		168	6176		
		923	48313		
		10224	521888		
		14869	824922		
SHEET STRIP ALLOY STEEL N O P 43 AUSTRIA 990 U STATES	CWT				5145
		4	400		
		328	12389		
		332	12789		
SHEET AND STRIP SILICON STEEL 990 U STATES	CWT				5146
		24993	424479		
		24993	424479		

IMPORTS BY COMMODITIES AND COUNTRIES

Commodity and Country	JANUARY 1961		Quantity	Value (\$)	Class Number
	Quantity	Value (\$)			
SHEET AND STRIP FABRICATED NOP 1 U KINGDOM 990 U STATES	CWT	8 2660 2668	490 42597 43087		5149
BEARING PILE CARBON STEEL 990 U STATES	CWT	4186 4186	25267 25267		5152
WIDE FLANGE BEAMS CARBON N O P 1 U KINGDOM 44 BELG LUX 990 U STATES	CWT	12454 344 241600 254398	68703 1735 1489454 1559892		5153
STRUCTURALS LARGE OV 6 IN NOP 1 U KINGDOM 44 BELG LUX 990 U STATES	CWT	136 1039 17447 18622	764 4870 114409 120043		5156
STRUCT INTERMED 3 TO 6 IN NOP 1 U KINGDOM 44 BELG LUX 54 FRANCE 559 JAPAN 990 U STATES	CWT	2452 2828 304 4482 5493 15559	16913 13156 1499 22348 39412 93328		5157
STRUCTURALS BAR SIZE LESS 3 IN 1 U KINGDOM 44 BELG LUX 559 JAPAN 990 U STATES	CWT	108 3564 1719 6867 12258	597 21321 8233 51775 81926		5159
SHEET PILING CARBON STEEL 44 BELG LUX 54 FRANCE 55 GERMANY W 990 U STATES	CWT	6014 1036 2660 1080 10790	32207 5851 13330 7614 59002		5161
STRUCTURAL SHAPES ALLOY STEEL 85 SWEDEN 990 U STATES	CWT	98 304 402	4354 18427 22781		5164
SASH OR CASEMENT SECTIONS 1 U KINGDOM 990 U STATES	CWT	606 233 839	3913 2920 6833		5166
STRUCTURALS FABRICATED NOP 1 U KINGDOM 44 BELG LUX 55 GERMANY W 990 U STATES	CWT	3018 212 1212 6632 11074	34181 1569 8137 142060 185947		5169
RAILWAY RAILS 55 GERMANY W 990 U STATES	CWT	675 2853 3528	3028 22454 25482		5173
FISH PLATES SPLICE BARS ETC 990 U STATES	CWT	2723 2723	29257 29257		5175
RAILWAY TRACK MATERIAL NOP 990 U STATES	CWT	116 116	2292 2292		5177
PIPES AND TUBES OF CAST IRON 1 U KINGDOM 990 U STATES	CWT	27740 635 28375	109012 19454 128466		5181
DRILL PIPE 990 U STATES	CWT	8141 8141	247270 247270		5182
OIL COUNTRY GOODS STEEL NOP 1 U KINGDOM 55 GERMANY W 559 JAPAN 990 U STATES	CWT	7951 3920 20010 9480 41361	74084 39080 197516 116136 426816		5185
TRANSMISSION PIPE AND FITTINGS 990 U STATES	CWT	16608 16608	210888 210888		5188
CORRUGATED METAL CULVERT PIPE 990 U STATES	CWT	908 908	13935 13935		5189
PRESSURE PIPE FOR BOILERS ETC 1 U KINGDOM 85 SWEDEN 86 SWITZRLND 990 U STATES	CWT	2586 295 167 4398 7446	32416 5574 1739 234888 274617		5191
SEAMLESS TUBES FOR BEARINGS 85 SWEDEN 990 U STATES	CWT	2360 2607 4967	40818 90052 130870		5192
PIPE FOR PAPER MAKING ROLLS	CWT				5193
PIPE SEAMLESS COLD DRAWN NOP 1 U KINGDOM 54 FRANCE 85 SWEDEN 990 U STATES	CWT	647 234 94 9217 10192	33616 25646 12130 297629 369021		5196

IMPORTS BY COMMODITIES AND COUNTRIES

Commodity and Country		JANUARY 1961		Class Number			
		Quantity	Value (\$)			Quantity	Value (\$)
PIPES IRON OR STEEL N O P	1 U KINGDOM	CWT 152615	1115449		5197		
	44 BELG LUX	45	386				
	54 FRANCE	570	3744				
	55 GERMANY W	2635	17738				
	85 SWEOEN	2539	2898				
	86 SWITZRLNO	45	1523				
	559 JAPAN	1761	13393				
990 U STATES	25606	465195					
		185816	1620326				
PIPE FITTINGS WELDING TYPE	1 U KINGDOM		47133		5198		
	55 GERMANY W		98487				
	67 ITALY		4075				
	73 NETHRLNDS		3048				
	559 JAPAN		1099				
990 U STATES		102519					
			256361				
PIPE FITTINGS COUPLINGS NOP	1 U KINGDOM		35540		5199		
	55 GERMANY W		28921				
	73 NETHRLNDS		2425				
	76 NORWAY		900				
	559 JAPAN		6224				
990 U STATES		405526					
			479536				
WELDING RODS OF ALL KINDS	1 U KINGDOM	CWT 1945	29098		5200		
	85 SWEDEN	128	10615				
	990 U STATES	6915	264904				
		8988	304617				
WIRE BARBED FENCING	1 U KINGDOM	CWT 2074	16922		5201		
	43 AUSTRIA	1499	9023				
	73 NETHRLNDS	123	1001				
		3696	26946				
WIRE FLAT QUARTER INCH OR LESS	990 U STATES	CWT 746	30864		5203		
		746	30864				
WIRE ZINC COATED	1 U KINGDOM	CWT 4932	45546		5204		
	54 FRANCE	551	3467				
	55 GERMANY W	2313	19192				
	67 ITALY	200	2991				
	73 NETHRLNDS	65	473				
	559 JAPAN	1355	8740				
	990 U STATES	204	1021				
		9620	81430				
WIRE COATED NOP OR COVERED	1 U KINGDOM	CWT 56	2349		5205		
	44 BELG LUX	96	1456				
	55 GERMANY W	8	86				
	559 JAPAN	8	124				
	990 U STATES	470	27223				
		638	31238				
WIRE ROPE FOR RIGGING SHIPS		CWT			5206		
WIRE ROPE CABLE NOP IRON STEEL	1 U KINGDOM	CWT 826	19802		5207		
	44 BELG LUX	58	1587				
	49 DENMARK	7	161				
	54 FRANCE	1274	15729				
	55 GERMANY W	1216	22280				
	73 NETHRLNDS	451	6900				
	76 NORWAY	48	838				
	85 SWEOEN	25	252				
	559 JAPAN	1968	23462				
	990 U STATES	222	22056				
			6095	113067			
	WIRE STEEL FOR UPHOL SPRINGS	559 JAPAN	CWT 896	7365			5208
		896	7365				
WIRE STEEL FOR CORSET STEELS	1 U KINGDOM	CWT 20	750		5209		
	990 U STATES	41	2879				
		61	3629				
WIRE STEEL FOR MFR WIRE ROPE	1 U KINGDOM	CWT 18252	219291		5210		
	55 GERMANY W	1321	14682				
	559 JAPAN	5359	55209				
	990 U STATES	35	4189				
		24967	293371				
WIRE ROPE STEEL COMML FISHING	1 U KINGDOM		12457		5211		
	44 BELG LUX		1513				
	49 DENMARK		1714				
	55 GERMANY W		1454				
	559 JAPAN		591				
	990 U STATES		2785				
			20514				
WIRE ROPE CABLE STEEL USED	1 U KINGDOM	CWT 536	7888		5213		
	990 U STATES	1243	4705				
		1779	12593				

IMPORTS BY COMMODITIES AND COUNTRIES

Commodity and Country	JANUARY 1961		Quantity	Value (\$)	Class Number
	Quantity	Value (\$)			
WIRE OF IRON DR STEEL N O P	CWT				5214
1 U KINGDOM	742	16685			
43 AUSTRIA	110	627			
44 BELG LUX	110	669			
55 GERMANY W	20	1199			
67 ITALY	580	3289			
85 SWEDEN	21	554			
559 JAPAN	664	6271			
990 U STATES	2255	69021			
	4502	98315			
WIRE FENCING NOT LESS OBO INCH					5215
1 U KINGDOM		16190			
990 U STATES		717			
		16907			
WIRE FENCING WOVEN N O P					5216
44 BELG LUX		549			
55 GERMANY W		67			
73 NETHRLNDS		476			
990 U STATES		5829			
		6921			
WIRE NETTING FDR FUR FARMS					5217
1 U KINGDOM		330			
990 U STATES		1267			
		1597			
WIRE SCREENS DOORS WINDOWS					5218
990 U STATES		3312			
		3312			
WIRE MESH IN ACETATE FILM					5219
1 U KINGDOM		785			
990 U STATES		1220			
		2005			
WIRE CLOTH DR SCREEN OF IRON					5220
1 U KINGDOM		2639			
55 GERMANY W		4654			
73 NETHRLNDS		3912			
559 JAPAN		16640			
990 U STATES		51416			
		79261			
WIRE NETTING OF IRON DR STEEL					5221
1 U KINGDOM		7413			
43 AUSTRIA		3468			
44 BELG LUX		1742			
55 GERMANY W		1215			
73 NETHRLNDS		3085			
559 JAPAN		2335			
990 U STATES		1010			
		20268			
WIRE ROPE FOR WELL DRILLING	CWT				5223
WELDED WIRE FABRIC REINFORCING	CWT				5224
67 ITALY	1415	22848			
559 JAPAN	2169	12577			
990 U STATES	9	172			
	3593	35597			
WIRE ROPE FOR LOGGING	CWT				5225
1 U KINGDOM	1532	31101			
73 NETHRLNDS	88	1538			
990 U STATES	234	1384			
	1854	34023			
CABLE CHAIN FOR SHIPS	CWT				5231
990 U STATES	1459	15944			
	1459	15944			
COIL CHAIN 9 EIGHTHS AND OVER	CWT				5232
1 U KINGDOM	508	6282			
990 U STATES	52	2568			
	560	8850			
COIL CHAIN UNDER 9 EIGHTHS IN	CWT				5233
1 U KINGDOM	374	6922			
43 AUSTRIA	212	4359			
55 GERMANY W	763	10069			
73 NETHRLNDS	32	233			
990 U STATES	112	3951			
	1493	25534			
SPROCKET CHAIN FDR AGRIC IMPL					5234
55 GERMANY W		26281			
990 U STATES		34167			
		60448			
SILENT CHAIN ROLLER CHAIN					5235
1 U KINGDOM		50181			
55 GERMANY W		7449			
246 CZECHO S		648			
559 JAPAN		7651			
990 U STATES		143731			
		209660			
CHAINS N O P					5236
1 U KINGDOM		7860			
55 GERMANY W		1316			
86 SWITZRLND		782			
559 JAPAN		311			
990 U STATES		47036			
		57305			
DIESEL ENGINE PARTS N O P					5240
1 U KINGDOM		162501			
49 DENMARK		869			
54 FRANCE		1599			
55 GERMANY W		5163			

IMPORTS BY COMMODITIES AND COUNTRIES

Commodity and Country	JANUARY 1961		Quantity	Value (\$)	Class Number
	Quantity	Value (\$)			
67 ITALY		1122			
73 NETHRLNDS		838			
85 SWEDEN		7311			
86 SWITZRLND		897			
559 JAPAN		4088			
990 U STATES		906536			
AUTOMOBILE ENGINES AND PARTS	NO	1090924			5242
1 U KINGDOM	53	60810			
54 FRANCE		163			
55 GERMANY W	8	65547			
67 ITALY		435			
990 U STATES	994	968476			
ENGINES GAS MARINE AND PARTS	NO	1095431			5244
1 U KINGDOM		458			
55 GERMANY W		250			
85 SWEDEN		386			
990 U STATES	22	39940			
ENGINES MDTOR TRUCK AND PARTS	NO	41034			5245
1 U KINGDOM		2930			
55 GERMANY W		353			
990 U STATES	986	1191833			
ENGINES FISHING BOAT AND PARTS	NO	1195116			5246
85 SWEDEN		1426			
990 U STATES	4	15523			
PARTS OF AIRCRAFT ENGINES		16949			5248
1 U KINGDOM		1541130			
44 BELG LUX		8585			
848 CUBA		2367			
990 U STATES		1820412			
ENGINES UP TO 1 AND 1 HALF H P	NO	3372494			5251
990 U STATES		175			
ENGINES GAS N O P AND PARTS	NO	175			5252
1 U KINGDOM	2	32503			
43 AUSTRIA	5	332			
55 GERMANY W		67			
990 U STATES	6491	625424			
ENGINES STEAM N O P AND PARTS	NO	658326			5253
1 U KINGDOM	1	176429			
86 SWITZRLND		2624			
990 U STATES	6	31990			
FIRE ENGINES MACHINES AND PTS	NO	211043			5254
1 U KINGDOM	3	27683			
990 U STATES	12	63108			
LOCOMOTIVES RAILWAY N O P	NO	90791			5255
LOCOMOTIVE CHASSIS TOPS WHEELS					5256
1 U KINGDOM		570			
990 U STATES		40748			
LOCOMOTIVES SAWMILL MINING PTS	NO	41318			5257
1 U KINGDOM		6650			
990 U STATES	1	94601			
ENGINES AIRCRAFT UP TO 200 HP	NO	101251			5258
990 U STATES	34	33801			
ENGINES AIRCRAFT 201 TO 500 HP	NO	33801			5259
990 U STATES	13	40548			
ENGINES AIRCRAFT 501 TO 1000HP	NO	40548			5260
990 U STATES	2	18905			
ENGINES AIRCRAFT OVER 1000 HP	NO	18905			5261
1 U KINGDDM	13	1710196			
990 U STATES	24	2015286			
ENGINES MARINE DIESEL	NO	3725482			5265
1 U KINGDOM	40	63251			
73 NETHRLNDS	2	5400			
559 JAPAN	3	452			
990 U STATES	59	470770			
ENGINES MOTOR VEHICLE DIESEL	NO	539873			5266
1 U KINGDOM	41	93072			
55 GERMANY W	2	4252			
990 U STATES	78	186938			
ENGINES LOCOMOTIVE DIESEL	NO	284262			5267
1 U KINGDOM	7	29656			
990 U STATES	12	58892			
ENGINES DIESEL SEMI DIESEL NOP	NO	88548			5268
1 U KINGDDM	79	133454			
54 FRANCE	4	1712			
55 GERMANY W	6	1837			
990 U STATES	63	170428			
	152	307431			

IMPORTS BY COMMODITIES AND COUNTRIES

Commodity and Country	JANUARY 1961		Quantity	Value (\$)	Class Number
	Quantity	Value (\$)			
POWER BOILERS 990 U STATES		57280			5274
POWER BOILER PARTS 1 U KINGDOM 85 SWEDEN 990 U STATES		3418 17135 118316			5275
OUTBOARD MOTORS 1 U KINGDOM 990 U STATES	NO 3	613 28228			5280
OUTBOARD MOTOR PARTS 990 U STATES	92	28841			5283
CREAM SEPARATOR PARTS 53 FINLAND 55 GERMANY W 85 SWEDEN 990 U STATES		314 127 820 7353			5290
CREAM SEPARATORS 55 GERMANY W 85 SWEDEN 990 U STATES	NO 217 100 6	19072 7721 24292			5292
MILK CLARIFIERS AND PARTS 990 U STATES	323	51085			5293
MILKING MACHINES AND PARTS 55 GERMANY W 85 SWEDEN 990 U STATES		64 64 5113 417 160446			5294
PASTEURIZERS DAIRY AND PARTS 1 U KINGDOM 85 SWEDEN 990 U STATES	NO 1 13 14	19676 1269 9474 30419			5295
POWER DAIRY MACHINERY AND PTS 1 U KINGDOM 55 GERMANY W 86 SWITZRLND 990 U STATES		1735 63 136 182229			5296
FORKS PRONGED 1 U KINGDOM 55 GERMANY W 559 JAPAN	DOZ 10 17 293	136 394 3646 4176			5301
HARVESTERS AND PARTS 1 U KINGDOM 990 U STATES	NO 56 56	241 210436 210677			5302
HAY LOADERS AND PARTS 990 U STATES	NO 18 18	9960 9960			5303
MOWING MACHINES AND PARTS 1 U KINGDOM 85 SWEDEN 990 U STATES	NO 742 742	351 87 371071 371509			5305
POTATO DIGGERS PLANTERS PARTS 990 U STATES	NO 23 23	43441 43441			5306
HAY RAKES TEDDERS AND PARTS 73 NETHRLNDS 990 U STATES	NO 1 600 601	360 287776 288136			5307
RAKES M O P 1 U KINGDOM 55 GERMANY W 559 JAPAN 990 U STATES	DOZ 19 92 1115 1374 2600	607 599 6330 14695 22231			5308
SCYTHES 43 AUSTRIA 990 U STATES	DOZ 401 20 421	6983 530 7513			5310
SICKLES OR REAPING HOOKS 990 U STATES	DOZ 20 20	210 210			5311
CULTIVATORS SCUFFLERS AND PTS 1 U KINGDOM 49 DENMARK 559 JAPAN 990 U STATES		42393 2265 128 709975 754761			5321
DRILLS SEED SEEDERS AND PARTS 990 U STATES		130307 130307			5322
HARROWS DISC AND PARTS 990 U STATES		187867 187867			5323
HARROWS AND PARTS M O P 990 U STATES		101740 101740			5324

IMPORTS BY COMMODITIES AND COUNTRIES

Commodity and Country	JANUARY 1961		Quantity	Value (\$)	Class Number
	Quantity	Value (\$)			
HOES		DOZ			5325
55 GERMANY W	50	235			
559 JAPAN	534	3166			
990 U STATES	40	600			
	624	4001			
PLOUGHS DISC AND PARTS					5326
1 U KINGDOM		51			
990 U STATES		66018			
		66069			
PLOUGHS AND PARTS N O P					5327
1 U KINGDOM		179			
990 U STATES		184833			
		185012			
ROLLERS FARM OR LAWN AND PARTS					5328
990 U STATES	NO				
	60	1122			
	60	1122			
FANNING MILL PEAVINERS AND PTS					5331
54 FRANCE	1	1839			
990 U STATES	15	19565			
	16	21404			
HARVESTFR COMBINES AND PARTS					5332
1 U KINGDOM	NO	2457			
990 U STATES	73	814651			
	73	817108			
THRESHING MACHINE SEPARATORS					5333
THRESHING MACHINE PARTS					5334
990 U STATES		305			
		305			
ELECT GENERATORS FARM AND PTS					5342
990 U STATES		11112			
		11112			
FOODER FEED CUTTERS AND PARTS					5343
990 U STATES	NO				
	6	4541			
	6	4541			
FRUIT VEGETABLE GRADING MACH					5344
73 NETHRLNDS		3595			
990 U STATES		64875			
		68470			
GRAIN HAY GRINDERS AND PARTS					5345
874 MEXICO	NO	191			
990 U STATES	67	44215			
	67	44406			
HAY PRESSES AND PARTS					5346
1 U KINGDOM	NO	18600			
990 U STATES	870	1084317			
	870	1102917			
MANURE SPREADERS AND PARTS					5350
990 U STATES	NO				
	624	234767			
	624	234767			
POST HOLE DIGGERS AND PARTS					5352
990 U STATES	NO				
	14	3622			
	14	3622			
SPADES AND SHOVELS N O P					5353
1 U KINGDOM	DOZ				
55 GERMANY W	1104	12764			
559 JAPAN	71	911			
990 U STATES	1084	10780			
	8	448			
	2267	24903			
SPRAYING AND DUSTING MACHINES					5354
1 U KINGDOM		4005			
559 JAPAN		684			
990 U STATES		190270			
		194959			
TRACTION DITCHING MACH AND PTS					5356
990 U STATES	NO				
	13	38012			
	13	38012			
TRACTORS					5357
1 U KINGDOM	NO				
54 FRANCE	433	722801			
55 GERMANY W	3	4791			
67 ITALY	33	73601			
990 U STATES	30	41213			
	2013	6753391			
	2512	7595797			
TRACTOR PARTS AND ACCESSORIES					5358
1 U KINGDOM		202738			
49 DENMARK		5365			
54 FRANCE		835			
55 GERMANY W		28325			
67 ITALY		3042			
85 SWEDEN		497			
990 U STATES		3843279			
		4084081			
PRUNING HODKS SHEARS DEHORNERS					5362
1 U KINGDOM		114			
44 BELG LUX		952			
55 GERMANY W		3883			
67 ITALY		1537			
559 JAPAN		170			
990 U STATES		9931			
		16587			
AGRIC IMPLEMENTS NOP AND PARTS					5363
1 U KINGDOM		51164			
49 DENMARK		355			
55 GERMANY W		8453			
73 NETHRLNDS		2026			

IMPORTS BY COMMODITIES AND COUNTRIES

Commodity and Country	JANUARY 1961		Quantity	Value (\$)	Class Number
	Quantity	Value (\$)			
559 JAPAN		1264			
990 U STATES		1317521			
KNIVES AND FORKS TABLE		1380783			5371
1 U KINGDOM		6865			
43 AUSTRIA		366			
49 DENMARK		287			
54 FRANCE		2217			
55 GERMANY W		2441			
67 ITALY		51			
73 NETHRLNDS		356			
85 SWEDEN		1829			
516 HONG KONG		268			
519 INDIA		248			
559 JAPAN		71581			
990 U STATES		10020			
POCKET KNIVES		96529			5372
1 U KINGDOM		23439			
54 FRANCE		763			
55 GERMANY W		10212			
86 SWITZRLND		305			
559 JAPAN		289			
990 U STATES		6807			
RAZORS N O P AND PARTS		41815			5373
1 U KINGDOM		217			
54 FRANCE		74			
55 GERMANY W		1275			
990 U STATES		143212			
SAFETY RAZOR BLADES		144778			5374
1 U KINGDOM	DOZ	279655	43692		
55 GERMANY W		15750	1061		
990 U STATES		185626	11901		
SCISSORS AND SHEARS N O P		481031	56654		5375
1 U KINGDOM			16356		
55 GERMANY W			40352		
67 ITALY			4354		
527 PAKISTAN			609		
559 JAPAN			11418		
990 U STATES			20624		
OTHER KNIVES N O P			93713		5376
1 U KINGDOM			4433		
49 DENMARK			196		
53 FINLAND			107		
54 FRANCE			1106		
55 GERMANY W			5229		
85 SWEDEN			1331		
559 JAPAN			3485		
990 U STATES			5857		
SPOONS			21744		5377
1 U KINGDOM			1682		
43 AUSTRIA			177		
49 DENMARK			145		
55 GERMANY W			1123		
73 NETHRLNDS			1103		
85 SWEDEN			804		
559 JAPAN			25695		
990 U STATES			1104		
KNIVES BUTCHER AND KITCHEN			31833		5378
1 U KINGDOM			13950		
54 FRANCE			479		
55 GERMANY W			9425		
85 SWEDEN			369		
516 HONG KONG			181		
519 INDIA			200		
559 JAPAN			13187		
990 U STATES			14091		
HINGES AND BUTTS			51882		5381
1 U KINGDOM	LB	13566	3852		
55 GERMANY W		13699	3105		
73 NETHRLNDS		2970	922		
85 SWEDEN		6830	1634		
559 JAPAN		39157	7367		
990 U STATES		57173	43342		
CUT NAILS		133395	60222		5391
990 U STATES	CWT	348	12761		
TACKS ALL KINDS N O P		348	12761		5393
1 U KINGDOM	LB	3575	789		
55 GERMANY W		3070	1527		
990 U STATES		5147	2456		
WIRE NAILS OVER ONE INCH		11792	4772		5394
1 U KINGDOM	CWT	2349	19244		
43 AUSTRIA		1483	9352		
44 BELG LUX		60	396		
73 NETHRLNDS		1998	16610		
559 JAPAN		11336	82975		

IMPORTS BY COMMODITIES AND COUNTRIES

Commodity and Country	JANUARY 1961		Quantity	Value (\$)	Class Number
	Quantity	Value (\$)			
990 U STATES	782	18899			
NAILS BRADS AND SPIKES N O P	18008	147476			
1 U KINGDOM	LB 5700	1030			5395
55 GERMANY W	1000	210			
559 JAPAN	450	211			
990 U STATES	14802	8258			
HAND SEWING NEEDLES	21952	9709			
1 U KINGDOM		7765			5400
55 GERMANY W		754			
559 JAPAN		1319			
990 U STATES		365			
SPRING BEARD AND LATCH NEEDLES		10203			
1 U KINGDOM	M 94	3223			5401
54 FRANCE	2	90			
55 GERMANY W	45	2137			
86 SWITZRLND	14	1055			
990 U STATES	429	27103			
NEEDLES N O P	584	33608			
1 U KINGDOM		33047			5402
44 BELG LUX		4552			
55 GERMANY W		6614			
67 ITALY		453			
86 SWITZRLND		71			
246 CZECHO S		126			
559 JAPAN		3996			
990 U STATES		16563			
PINS N O P		65422			
1 U KINGDOM	LB 27005	23918			5403
54 FRANCE	2000	454			
55 GERMANY W	942	914			
246 CZECHO S	2480	731			
559 JAPAN	200	265			
990 U STATES	1747	3730			
PINS FOR MARKING SYSTEMS	34374	30012			
990 U STATES	LB 849	1458			5404
NUTS AND BOLTS WASHERS RIVETS	849	1458			
1 U KINGDOM	LB 60960	30647			5411
43 AUSTRIA	936	346			
54 FRANCE	19150	5525			
55 GERMANY W	87304	22142			
67 ITALY	910	482			
85 SWEDEN	808	823			
559 JAPAN	60840	8194			
614 AUSTRALIA	2375	700			
990 U STATES	672608	347948			
MACHINE AND OTHER SCREWS N O P	905891	416807			
1 U KINGDOM		1889			5412
43 AUSTRIA		123			
55 GERMANY W		1644			
559 JAPAN		2347			
886 P RICO		3173			
990 U STATES		208148			
WOOD SCREWS OF IRON OR STEEL		217324			
1 U KINGDOM		2597			5413
44 BELG LUX		1319			
55 GERMANY W		1603			
85 SWEDEN		315			
559 JAPAN		314			
886 P RICO		2963			
990 U STATES		11358			
FISH HOOKS COMMERCIAL		20469			
1 U KINGDOM		802			5421
76 NORWAY		5145			
559 JAPAN		231			
HARDWARE N O P		6178			
1 U KINGDOM		51013			5422
43 AUSTRIA		1467			
49 DENMARK		51			
55 GERMANY W		5070			
85 SWEDEN		960			
559 JAPAN		1580			
990 U STATES		295698			
LOCKS OF IRON OR STEEL		355839			
1 U KINGDOM		3016			5423
55 GERMANY W		3755			
516 HONG KONG		122			
990 U STATES		60736			
SKATES ICE AND PARTS		67629			
1 U KINGDOM	PAIR 174	1208			5425
SKATES ROLLER AND PARTS	174	1208			
1 U KINGDOM	PAIR 1440	2203			5426
559 JAPAN	1008	743			

IMPORTS BY COMMODITIES AND COUNTRIES

Commodity and Country	JANUARY 1961		Quantity	Value (\$)	Class Number
	Quantity	Value (\$)			
990 U STATES	340	807			
CARPET SWEEPERS	2788	3753			5441
1 U KINGDDM	NO				
886 P RICO	36	134			
990 U STATES	160	1372			
CLEANERS ELECTRIC VACUUM	902	3612			
1 U KINGDOM	1098	5118			5442
49 DENMARK	NO				
55 GERMANY W	357	8004			
73 NETHRLNDS	128	4513			
990 U STATES	1	50			
CLEANERS HAND VACUUM AND PARTS	771	16758			
1 U KINGDOM	14621	525776			
49 DENMARK	15878	555101			5443
55 GERMANY W					
73 NETHRLNDS					
990 U STATES					
CLOTHES WRINGERS DOMESTIC					
990 U STATES					5444
SEWING MACHINES DOMESTIC					
1 U KINGDOM	NO				5445
55 GERMANY W	1320	26954			
85 SWEDEN	237	19296			
86 SWITZRLND	1	125			
246 CZECHO S	311	23763			
559 JAPAN	150	2025			
990 U STATES	6201	164153			
SEWING MACH ATTACHMNTS DOMESTIC	1920	143656			
1 U KINGDOM	10140	379972			5446
86 SWITZRLND					
559 JAPAN					
990 U STATES					
SEWING MACHINE PARTS DOMESTIC					
1 U KINGDOM					5447
49 DENMARK					
55 GERMANY W					
85 SWEDEN					
559 JAPAN					
990 U STATES					
CLOTHES DRYERS DOMESTIC ELECTRIC					
1 U KINGDOM	NO				5448
55 GERMANY W	306	14082			
990 U STATES	115	5221			
WATER PUMPS DOMESTIC	2493	382156			
1 U KINGDOM	2914	401459			
990 U STATES	NO				5449
WASHING MACHINES ELECTRIC					
1 U KINGDOM					5450
990 U STATES					
WASHING MACHINES N O P					
WASHING MACHINE PARTS					
1 U KINGDOM					5451
86 SWITZRLND					
990 U STATES					
IRONERS DOMESTIC ELEC AND PTS					
990 U STATES					5453
ARTICLES FOR SMELTING IRON					
55 GERMANY W					
76 NORWAY					
990 U STATES					
BLOWERS SMELTING APPARATUS					
990 U STATES					5454
BUDDLES VANNERS SLIME TABLES					
990 U STATES					5455
CHOCK RELEASE APPARATUS					
COAL HEADING MACHINES					
990 U STATES					5456
MINERS LAMPS AND ACCESSORIES					
1 U KINGDOM					5457
990 U STATES					
AMALGAM SAFES ORE SAMPLERS					
1 U KINGDOM					5458
990 U STATES					
SUNDRY METALLURGICAL APPARATUS					
1 U KINGDOM					5459

IMPORTS BY COMMODITIES AND COUNTRIES

Commodity and Country	JANUARY 1961		Quantity	Value (\$)	Class Number
	Quantity	Value (\$)			
54 FRANCE		1200			
55 GERMANY W		27995			
85 SWEDEN		1248			
990 U STATES		285640			
		318979			
DIAMOND DRILLS CORE DRILLS					5470
1 U KINGDOM		27868			
990 U STATES		40273			
		68141			
MINE LOADING MACH CONVEYORS					5471
1 U KINGDOM		28828			
55 GERMANY W		212			
85 SWEDEN		821			
990 U STATES		809746			
		839607			
MACHINERY ALLUVIAL MINING					5473
990 U STATES		77			
		77			
MACHINERY ORE HANDLING					5474
990 U STATES		309			
		309			
MACHINERY ORE CONCENTRATION					5475
1 U KINGDOM		1638			
55 GERMANY W		181			
990 U STATES		256008			
		257827			
MACHINERY METAL REFINING					5476
1 U KINGDOM		308			
990 U STATES		76522			
		76830			
ORE CRUSHERS GRINDING MILLS					5477
1 U KINGDOM		32820			
55 GERMANY W		36569			
990 U STATES		116334			
		185723			
COAL CUTTERS AUGERS DRILLS					5478
990 U STATES		5106			
		5106			
PUMPS PREC METAL EXTRACTION					5480
990 U STATES		16281			
		16281			
ROCK DRILLS AND PARTS	NO				5481
1 U KINGDOM		6842			
53 FINLAND		75			
85 SWEDEN	7	46188			
990 U STATES	49	206894			
	56	259999			
WELL DRILLING MACHINERY					5482
1 U KINGDOM		25046			
990 U STATES		3233940			
		3258986			
ADDING MACHINES AND PARTS	NO				5500
1 U KINGDOM	239	33081			
54 FRANCE	60	9122			
55 GERMANY W	414	49352			
67 ITALY	83	5533			
85 SWEDEN	110	9248			
86 SWITZRLND	25	1556			
246 CZECHOS	400	3481			
990 U STATES	867	155042			
	2198	266415			
BOOKKEEPING MACHINES AND PARTS	NO				5501
1 U KINGDOM		20745			
49 DENMARK		400			
55 GERMANY W	64	50248			
67 ITALY	98	76545			
73 NETHRLNDS	51	5120			
85 SWEDEN	6	1894			
86 SWITZRLND	38	6767			
990 U STATES	458	1969294			
	715	2131013			
CASH REGISTERS					5502
55 GERMANY W		7734			
76 NORWAY		401			
85 SWEDEN		116308			
990 U STATES		17939			
		148382			
CASH REGISTER PARTS					5503
55 GERMANY W		135			
85 SWEDEN		721			
990 U STATES		112778			
		113634			
DICTATING MACHINES AND PARTS					5504
1 U KINGDOM		54482			
49 DENMARK		270			
55 GERMANY W		51471			
73 NETHRLNDS		25129			
990 U STATES		128033			
		259385			
TYPEWRITER PARTS					5506
1 U KINGDOM		10329			
54 FRANCE		543			
55 GERMANY W		11878			
67 ITALY		146			
73 NETHRLNDS		158			
86 SWITZRLND		1786			

IMPORTS BY COMMODITIES AND COUNTRIES

Commodity and Country	JANUARY 1961		Quantity	Value (\$)	Class Number
	Quantity	Value (\$)			
246 CZECHO S		6 786			
990 U STATES		252 989			
TYPEWRITERS ELECTRIC		284 615			
86 SWITZRLND	NO				5507
990 U STATES	5	1 247			
	134	44 369			
	139	45 616			
TYPEWRITERS PORTABLE					
1 U KINGDOM	NO				5508
55 GERMANY W	634	21 702			
73 NETHRLNDS	17	423			
82 SPAIN	100	2 956			
85 SWEDEN	200	4 400			
86 SWITZRLND	2	106			
246 CZECHO S	127	4 908			
559 JAPAN	1472	27 112			
990 U STATES	100	2 241			
	3	279			
	2 655	64 127			
TYPEWRITERS STANDARD NON ELECT					
1 U KINGDOM	NO				5509
67 ITALY	561	54 737			
85 SWEDEN	6	879			
86 SWITZRLND	15	1 330			
990 U STATES	68	8 379			
	202	7 941			
	852	73 266			
ELECTRONIC COMPUTERS AND PARTS					
1 U KINGDOM	NO				5510
990 U STATES	5	58			
	5	87 522			
		87 580			
MACHINERY 412A PAPER WORKING					
1 U KINGDOM		9 585 4			5511
54 FRANCE		10 65			
55 GERMANY W		12 912 9			
67 ITALY		10 555			
86 SWITZRLND		1 415			
258 GERMANY E		2 682			
287 U S S R		1 666			
559 JAPAN		753			
886 P RICO		70			
990 U STATES		14 176 13			
		16 608 02			
MACHINERY 412A CELLULOSE					
55 GERMANY W		920			5512
990 U STATES		26 144			
		27 064			
NEWSPAPER PRESSES AND PARTS					
1 U KINGDOM	NO				5513
55 GERMANY W		2 898			
86 SWITZRLND		169			
990 U STATES		16 627			
	1	33 150			
	1	52 844			
FLAT BED CYL PRESSES AND PARTS					
67 ITALY	NO				5514
990 U STATES	2	14 508			
	1	23 917			
	3	38 425			
PRINTING PRESSES N O P AND PTS					
1 U KINGDOM	NO				5515
49 DENMARK	447	14 189 6			
55 GERMANY W	13	2 821			
67 ITALY	28	10 295 6			
73 NETHRLNDS	2	88 876			
85 SWEDEN	25	1 399			
86 SWITZRLND	20	13 817			
246 CZECHO S	1	2 248			
559 JAPAN	1	3 400			
990 U STATES	3	470			
	367	905 474			
	907	12 633 57			
TYPECASTING MACHINES AND PARTS					
1 U KINGDOM		1 870			5516
990 U STATES		245 675			
		247 545			
TYPEMAKING ACCESSORIES AND PTS					
990 U STATES		7 219			5517 ✓
		7 219			
SHOVELS PWR NOT MDE CANADA NOP					
990 U STATES	NO				5518
	10	140 642			
	10	140 642			
SHOVELS POWER MADE CANADA NOP					
1 U KINGDOM	NO				5519 ✓
990 U STATES	1	15 932			
	4	106 803			
	5	122 735			
SHOVELS POWER PARTS OF N O P					
1 U KINGDOM		2 518			5520
55 GERMANY W		56			
67 ITALY		134			
85 SWEDEN		156			
990 U STATES		310 287			
		313 151			
AIR COMPRESSING MACH AND PARTS					
1 U KINGDOM		92 132			5521
44 BELG LUX		100 95			
49 DENMARK		5 143			
54 FRANCE		262			
55 GERMANY W		3 990			
85 SWEDEN		9 349			
86 SWITZRLND		10 23			

IMPORTS BY COMMODITIES AND COUNTRIES

Commodity and Country	JANUARY 1961		Quantity	Value (\$)	Class Number
	Quantity	Value (\$)			
990 U STATES		528737			
BAKERY MACHINERY AND PARTS		644731			5522
1 U KINGDOM		2464			
43 AUSTRIA		810			
55 GERMANY W		2553			
67 ITALY		900			
73 NETHRLNDS		2558			
559 JAPAN		1031			
990 U STATES		300226			
CHAIN SAWS AND PARTS		310542			5523
NO					
55 GERMANY W	1	3434			
85 SWEDEN		3842			
990 U STATES	423	246435			
	424	253711			
COAL CARBONIZING MACH AND PTS					5524
990 U STATES		7502			
SEWING MACH INDUSTRIAL AND PTS		7502			5525
NO					
1 U KINGDOM	2	3723			
49 DENMARK		157			
54 FRANCE	6	921			
55 GERMANY W	70	11345			
86 SWITZRLND	4	966			
258 GERMANY E	5	397			
559 JAPAN	5	2138			
990 U STATES	400	208965			
	492	228612			
CLAY PRODUCTS MACH AND PARTS					5526
990 U STATES		11718			
COAL COKE AND GAS MACH AND PTS		11718			5527
1 U KINGDOM		4292			
990 U STATES		70149			
		74441			
WASTE RECOVERY MACH AND PARTS					5528
1 U KINGDOM		93			
990 U STATES		66101			
		66194			
COAL HANDLING MACHINES AND PTS					5529
1 U KINGDOM		77			
990 U STATES		68			
		145			
CONCRETE MIXING MACH AND PARTS					5530
NO					
1 U KINGDOM		53			
990 U STATES	14	28053			
	14	28106			
ROCK DRILL BITS					5531
NO					
1 U KINGDOM	335	4550			
85 SWEDEN	4405	54003			
990 U STATES	2965	60995			
	7705	119548			
DENTAL ENGINES ELECTRIC					5532
NO					
1 U KINGDOM	5	803			
990 U STATES	7	1236			
	12	2039			
HAND FIRE EXTINGUISHERS					5534
1 U KINGDOM		182			
990 U STATES		112768			
		112950			
FERTILIZER MACHINERY AND PARTS					5535
1 U KINGDOM		1013			
		1013			
FISH PREPARING MACH AND PARTS					5536
55 GERMANY W		1864			
990 U STATES		236			
		2100			
REFRIGERATING MACH AND PARTS					5537
1 U KINGDOM		1515			
49 DENMARK		455			
55 GERMANY W		287			
86 SWITZRLND		1172			
990 U STATES		634360			
		637789			
LAWN MOWERS POWER AND PARTS					5538
NO					
1 U KINGDOM		266			
990 U STATES	2420	163168			
	2420	163434			
LAWN MOWERS N O P					5539
NO					
1 U KINGDOM	5579	46887			
990 U STATES	1404	18145			
	6983	65032			
LEATHER MACHINERY AND PARTS					5540
55 GERMANY W		363			
990 U STATES		13696			
		14059			
LOGGING MCHY AND PARTS N O P					5541
1 U KINGDOM		492			
55 GERMANY W		101			
85 SWEDEN		14095			
86 SWITZRLND		4230			
990 U STATES		480543			
		499461			
METAL DRILLING MACH AND PARTS					5542
1 U KINGDOM		32025			

IMPORTS BY COMMODITIES AND COUNTRIES

Commodity and Country	JANUARY 1961		Quantity	Value (\$)	Class Number
	Quantity	Value (\$)			
54 FRANCE		1761			
55 GERMANY W		5852			
85 SWEDEN		1017			
246 CZECHO S		1893			
990 U STATES		200799			
		243347			
METAL GRINDING MACH AND PARTS					5543
1 U KINGDOM		30003			
49 DENMARK		3172			
53 FINLAND		1056			
55 GERMANY W		8004			
73 NETHRLNDS		71			
85 SWEDEN		6681			
246 CZECHO S		5025			
990 U STATES		262156			
		323168			
METALWORKING LATHES AND PARTS					5544
1 U KINGDOM		136317			
44 BELG LUX		85			
54 FRANCE		52			
55 GERMANY W		53713			
85 SWEDEN		6442			
86 SWITZRLND		1824			
246 CZECHO S		249			
990 U STATES		264137			
		462819			
METAL MILLING MACHINES AND PTS					5545
1 U KINGDOM		90222			
49 DENMARK		116			
54 FRANCE		11505			
55 GERMANY W		30966			
67 ITALY		4087			
73 NETHRLNDS		5658			
82 SPAIN		2194			
85 SWEDEN		5636			
246 CZECHO S		2845			
990 U STATES		36201			
		190130			
METALWORKING PLANERS AND PARTS					5546
990 U STATES		627			
		627			
METALWORKING PRESSES AND PARTS					5547
1 U KINGDOM		26842			
55 GERMANY W		56818			
990 U STATES		336414			
		420074			
METAL ROLLING MILL MCH AND PTS					5548
1 U KINGDOM		31653			
55 GERMANY W		7481			
86 SWITZRLND		123			
990 U STATES		438682			
		477939			
METAL SHAPERS SLOTTERS AND PTS					5549
1 U KINGDOM		3776			
55 GERMANY W		5949			
990 U STATES		47707			
		57432			
METALWORKING MCH N O P AND PTS					5550
1 U KINGDOM		86014			
54 FRANCE		88065			
55 GERMANY W		82956			
67 ITALY		90			
85 SWEDEN		1536			
86 SWITZRLND		14935			
559 JAPAN		367			
990 U STATES		570355			
		844318			
MOTION PICTURE PROJECTORS					5551
1 U KINGDOM		11954			
43 AUSTRIA		10209			
55 GERMANY W		2170			
86 SWITZRLND		1273			
559 JAPAN		13582			
990 U STATES		223223			
		262411			
CRANES ETC NOT MADE IN CANADA	NO				5552 ✓
1 U KINGDOM	1	837			
55 GERMANY W	2	1172			
85 SWEDEN	6	4601			
990 U STATES	59	90890			
	68	97500			
CRANES ETC KIND MADE IN CANADA	NO				5553 ✓
1 U KINGDOM	76	2821			
55 GERMANY W	61	131170			
76 NORWAY	24	11478			
990 U STATES	119	54155			
	280	199624			
CRANES HOISTS ETC MOP. PARTS OF					5554
1 U KINGDOM		23890			
55 GERMANY W		13419			
76 NORWAY		170			
85 SWEDEN		4107			
990 U STATES		190720			
		232306			
OZONE GENERATORS AND PARTS					5555
86 SWITZRLND		488			
		488			

IMPORTS BY COMMODITIES AND COUNTRIES

Commodity and Country	JANUARY 1961		Quantity	Value (\$)	Class Number
	Quantity	Value (\$)			
PAPER MILL MACHINES AND PARTS					5556
1 U KINGDOM		535938			
43 AUSTRIA		5501			
55 GERMANY W		4883			
990 U STATES		330463			
		876785			
PULP MILL MACHINES AND PARTS					5557
1 U KINGDOM		907			
85 SWEDEN		23471			
990 U STATES		194325			
		218703			
POWER PUMPS N O P AND PARTS					5558
1 U KINGDOM	195	170773			
49 DENMARK	2	672			
55 GERMANY W	1	1037			
73 NETHRLNOS	2	1479			
76 NORWAY	2	20028			
85 SWEDEN	37	16400			
86 SWITZRLND	2	221			
559 JAPAN		228			
990 U STATES	4701	781746			
	4942	992584			
RIFLE MAKING MACHINERY					5559
990 U STATES		156			
		156			
ROAD MAKING MACHINERY AND PTS					5560
1 U KINGDOM		37645			
55 GERMANY W		131			
990 U STATES		269428			
		307204			
TRENCH AND DITCH MACH AND PTS					5561
990 U STATES		3679			
		3679			
ROLLERS STREET ROAD AND PARTS					5562
1 U KINGDOM	3	5847			
990 U STATES	3	33836			
	6	39683			
ROLLS CAST FOR ROLLING STEEL					5563
1 U KINGDOM		48555			
55 GERMANY W		4691			
990 U STATES		275877			
		329123			
SAWMILL MACHINERY AND PARTS					5564
44 BELG LUX		57			
55 GERMANY W		24496			
85 SWEDEN		1127			
990 U STATES		75013			
		100693			
SCRAPERS RAILWAY OR ROAD					5565
990 U STATES		107636			
		107636			
SHOE MACHINERY AND PARTS					5566
1 U KINGDOM		15060			
49 DENMARK		907			
54 FRANCE		1053			
55 GERMANY W		2823			
67 ITALY		2898			
246 CZECHO S		664			
990 U STATES		138587			
		161992			
ROLLS CAST FOR ROLLING PAPER					5567
990 U STATES		10216			
		10216			
STREET CLEANING MACH AND PARTS					5569
990 U STATES		103620			
		103620			
BEET SUGAR MACHINERY AND PARTS					5570
990 U STATES		555			
		555			
VENEER DRYING MACHINES AND PTS					5571
990 U STATES		1115			
		1115			
WATER METERS M O P AND PARTS					5572
1 U KINGDOM	3	929			
990 U STATES	14	3907			
	17	4836			
WATER TURBINES AND PARTS					5573
85 SWEDEN		60			
990 U STATES		10434			
		10494			
WIRE STITCHER STAPLERS AND PTS					5574
1 U KINGDOM		4535			
55 GERMANY W		788			
85 SWEDEN		1306			
553 CHINA COM		812			
559 JAPAN		1078			
990 U STATES		84307			
		92826			
YARN CORO FABRIC MACH AND PTS					5575
1 U KINGDOM		314691			
44 BELG LUX		316			
54 FRANCE		796			
55 GERMANY W		32795			
67 ITALY		50935			
73 NETHRLNOS		255			
86 SWITZRLND		53874			

IMPORTS BY COMMODITIES AND COUNTRIES

Commodity and Country	JANUARY 1961		Quantity	Value (\$)	Class Number
	Quantity	Value (\$)			
246 CZECHO S		171			
990 U STATES		1298300			
ALL MACHINERY N O P AND PARTS		1752133			5576
1 U KINGDOM		559563			
43 AUSTRIA		8888			
44 BELG LUX		3153			
49 DENMARK		17937			
54 FRANCE		277834			
55 GERMANY W		134180			
67 ITALY		18553			
73 NETHRLNDS		40540			
85 SWEDEN		107104			
86 SWITZRLND		181501			
246 CZECHO S		361			
516 HONG KONG		679			
559 JAPAN		7832			
874 MEXICO		803			
886 P RICO		44312			
990 U STATES		9026287			
CIGARETTE CIGAR MACH AND PARTS		10429527			5577
1 U KINGDOM		195311			
55 GERMANY W		1394			
73 NETHRLNDS		277			
990 U STATES		27425			
VENEER OR PLYWOOD MACH AND PTS		224407			5578
1 U KINGDOM		193			
55 GERMANY W		354			
990 U STATES		7367			
FORGED STEEL ROLLS		7914			5580
1 U KINGDOM		27750			
990 U STATES		27789			
FIXED METERS GAUGES FOR LIQUID		55539			5581
1 U KINGDOM		1723			
55 GERMANY W		624			
990 U STATES		82224			
AIR CONDITIONING APPARATUS NOP		84571			5582
1 U KINGDOM		33845			
55 GERMANY W		1301			
85 SWEDEN		7313			
86 SWITZRLND		55			
990 U STATES		650112			
DIES IN THE ROUGH		692626			5583
1 U KINGDOM		169			
990 U STATES		2311			
BOTTLING MACHINES AND PARTS		2480			5584
1 U KINGDOM		8848			
55 GERMANY W		51			
990 U STATES		371027			
BULLDDZERS EARTHMOVERS AND PTS	NO	379926			5585
1 U KINGDOM		32492			
85 SWEDEN		1281			
990 U STATES	12	898981			
CONVEYING EQUIPMENT AND PARTS	12	932754			5586
1 U KINGDOM		34449			
43 AUSTRIA		18886			
54 FRANCE		10288			
55 GERMANY W		1679			
76 NORWAY		13251			
85 SWEDEN		1832			
86 SWITZRLND		1134			
990 U STATES		275407			
POWER JACKS AND PARTS		356926			5587
1 U KINGDOM	NO	95	13815		
85 SWEDEN		334	2819		
990 U STATES		1815	105407		
STONE CRUSHING MACH AND PARTS		2244	122041		5588
1 U KINGDOM		1249			
55 GERMANY W		651			
990 U STATES		87974			
WOODWORKING MACH AND PARTS NOP		89874			5589
1 U KINGDOM		57672			
43 AUSTRIA		1836			
44 BELG LUX		35446			
55 GERMANY W		18708			
67 ITALY		954			
73 NETHRLNDS		1196			
85 SWEDEN		80			
990 U STATES		537742			
AIR CONDITIONERS ROOM SIZE		647634			5590
990 U STATES	NO	332	72676		
		332	72676		

IMPORTS BY COMMODITIES AND COUNTRIES

Commodity and Country	JANUARY 1961		Quantity	Value (\$)	Class Number
	Quantity	Value (\$)			
FRONT END LOADERS SHOVELS PTS	NO				5591
1 U KINGDOM	1	21612			
990 U STATES	45	1128879			
	46	1150491			
PASS ELEVATOR ESCALATR AND PTS	NO				5598
1 U KINGDOM		2843			
990 U STATES	3	94450			
	3	97293			
FREIGHT SIDEWLK ELEVTR AND PTS	NO				5599
990 U STATES	7	46368			
	7	46368			
BATHS BATHTUBS IRON OR STEEL					5600
824 JAMAICA		648			
990 U STATES		27257			
		27905			
BASINS CLOSETS SINKS					5601
1 U KINGDOM		3021			
990 U STATES		60487			
		63508			
CONTAINERS TINPLATE FOR FOOD					5602
990 U STATES		190916			
		190916			
CONTAINERS TINPLATE N O P					5603
1 U KINGDOM		290			
55 GERMANY W		388			
990 U STATES		316597			
		317275			
HOLLOW WARE ENAMELLED IRON					5604
1 U KINGDOM		1886			
44 BELG LUX		552			
53 FINLAND		209			
54 FRANCE		1747			
55 GERMANY W		131			
73 NETHRLNDS		142			
990 U STATES		24130			
		28797			
HOLLOW WARE IRON N O P					5605
1 U KINGDOM		4481			
49 DENMARK		860			
55 GERMANY W		1968			
85 SWEDEN		2036			
559 JAPAN		8004			
990 U STATES		185136			
		202485			
KITCHEN DAIRY HOLLOW WARE TIN					5606
1 U KINGDOM		3351			
55 GERMANY W		631			
990 U STATES		1711			
		5693			
MFRS OF TIN AND TINPLATE N O P					5607
1 U KINGDOM		8990			
55 GERMANY W		904			
73 NETHRLNDS		222			
516 HONG KONG		242			
559 JAPAN		358			
874 MEXICO		95			
990 U STATES		188866			
		199677			
ANVILS AND VISES					5621
1 U KINGDOM		8086			
55 GERMANY W		553			
559 JAPAN		2739			
990 U STATES		8491			
		19869			
AUGERS BITS AND DRILLS					5622
1 U KINGDOM		76442			
43 AUSTRIA		1111			
49 DENMARK		1247			
54 FRANCE		2716			
55 GERMANY W		14358			
73 NETHRLNDS		329			
85 SWEDEN		2179			
559 JAPAN		3755			
614 AUSTRALIA		14917			
990 U STATES		57878			
		174932			
AXES					5623
1 U KINGDOM	DOZ	1253	12929		
55 GERMANY W		35	499		
85 SWEDEN		538	6742		
990 U STATES		6	202		
		1832	20372		
FILES N O P AND RASPS					5624
1 U KINGDOM	DOZ	10132	30973		
55 GERMANY W		243	1111		
78 PORTUGAL		544	977		
559 JAPAN		90	278		
990 U STATES		1725	7291		
		12734	40630		
HACK SAW BLADES					5625
1 U KINGDOM			8622		
55 GERMANY W			170		
85 SWEDEN			1392		
86 SWITZRLND			358		
355 ISRAEL			123		
990 U STATES			5904		
			16569		

IMPORTS BY COMMODITIES AND COUNTRIES

Commodity and Country	JANUARY 1961		Quantity	Value (\$)	Class Number
	Quantity	Value (\$)			
SAWS N O P					5626
1 U KINGDOM		7434			
49 DENMARK		139			
55 GERMANY W		3972			
76 NORWAY		337			
85 SWEDEN		17901			
86 SWITZRLND		372			
559 JAPAN		7136			
990 U STATES		16098			
		53389			
WRENCHES					5627
1 U KINGDOM		13435			
54 FRANCE		67			
55 GERMANY W		27225			
67 ITALY		1757			
82 SPAIN		7022			
559 JAPAN		20517			
990 U STATES		157054			
		227077			
ADZES CLEAVERS HATCHETS PLANES					5628
1 U KINGDOM		15369			
54 FRANCE		840			
55 GERMANY W		13395			
67 ITALY		419			
73 NETHRLNDS		277			
85 SWEDEN		3327			
86 SWITZRLND		184			
559 JAPAN		21477			
990 U STATES		55910			
		111198			
ENGINEERS PRECISION TOOLS					5629
1 U KINGDOM		49809			
44 BELG LUX		18409			
49 DENMARK		1721			
55 GERMANY W		26948			
73 NETHRLNDS		79			
76 NORWAY		3892			
85 SWEDEN		1739			
86 SWITZRLNO		9426			
277 POLAND		67			
559 JAPAN		12161			
990 U STATES		305867			
		430118			
TOOLS N O P					5630
1 U KINGDOM		73318			
43 AUSTRIA		2939			
44 BELG LUX		108			
49 DENMARK		2080			
54 FRANCE		2076			
55 GERMANY W		37776			
67 ITALY		1137			
73 NETHRLNDS		860			
82 SPAIN		882			
85 SWEDEN		1625			
86 SWITZRLND		364			
246 CZECHO S		140			
559 JAPAN		31870			
614 AUSTRALIA		21537			
990 U STATES		452763			
		629475			
FILES MANICURE					5631
1 U KINGDOM		869			
55 GERMANY W		188			
990 U STATES		2661			
		3718			
TOOLS FOR USE IN MACHINES					5632
1 U KINGDOM		70056			
43 AUSTRIA		1537			
44 BELG LUX		1114			
49 DENMARK		411			
54 FRANCE		290			
55 GERMANY W		15045			
67 ITALY		170			
73 NETHRLNDS		230			
85 SWEDEN		10776			
86 SWITZRLND		4010			
246 CZECHO S		354			
559 JAPAN		298			
614 AUSTRALIA		1250			
990 U STATES		1028754			
		1134295			
AUTOMOBILES FREIGHT NEW					5641
NO					
1 U KINGDOM	467	513564			
54 FRANCE	17	18042			
55 GERMANY W	173	225568			
990 U STATES	402	1150845			
	1059	1908019			
AUTOS PASS NEW UNDER 1200 DOL					5642
NO					
1 U KINGDDM	618	599367			
54 FRANCE	131	138395			
55 GERMANY W	2680	2287564			
85 SWEDEN	1	1095			
	3430	3026421			
AUTOS PASS NEW 1200 TO 2100DOL					5643
NO					
1 U KINGDOM	299	463181			
54 FRANCE	115	165450			

IMPORTS BY COMMODITIES AND COUNTRIES

Commodity and Country	JANUARY 1961		Quantity	Value (\$)	Class Number
	Quantity	Value (\$)			
55 GERMANY W	285	439780			
85 SWEDEN	7	8995			
990 U STATES	873	1531213			
AUTOS PASS NEW N O P	1579	2608619			5644
1 U KINGDOM	8	48430			
55 GERMANY W	179	427427			
67 ITALY	1	2193			
990 U STATES	886	3158143			
MOTOR OMNIBUSES NEW	1074	3636193			5645
1 U KINGDOM	3	4584			
990 U STATES	8	66753			
PARTS OF MOTOR BUS BODIES 4381	11	71337			5646
1 U KINGDOM		198			
55 GERMANY W		2958			
73 NETHRLNDS		223			
990 U STATES		888826			
AXLES BRAKES CLUTCHES TRUCK		892205			5648
1 U KINGDOM		15006			
55 GERMANY W		9131			
990 U STATES		2489130			
AUTOMATIC TRANSMISSION AND PTS		2513267			5649
55 GERMANY W		2211			
990 U STATES		3743974			
AUTOMOBILE PARTS N O P		3746185			5650
1 U KINGDOM		806100			
44 BELG LUX		2396			
54 FRANCE		85239			
55 GERMANY W		283215			
67 ITALY		2732			
73 NETHRLNDS		10346			
85 SWEDEN		5421			
246 CZECHO S		1726			
427 UN SO AFR		14450			
559 JAPAN		5487			
848 CUBA		570			
886 P RICO		3771			
990 U STATES		22487165			
BICYCLES N O P		23708618			5651
1 U KINGDOM	3392	68612			
54 FRANCE	8	517			
55 GERMANY W	101	1054			
67 ITALY	11	188			
73 NETHRLNDS	771	11565			
277 POLAND	106	696			
990 U STATES	20	494			
BICYCLE AND TRICYCLE PARTS	4409	83126			5652
1 U KINGDOM		25447			
55 GERMANY W		6623			
73 NETHRLNOS		851			
85 SWEDEN		490			
559 JAPAN		618			
990 U STATES		3699			
CARS RAILWAY BOX AND FLAT		37728			5653
CARS RAILWAY PASSENGER	NO				5654
CARS RAILWAY TANK	NO				5655
CARS RAILWAY N O P	NO				5656
990 U STATES	1	4154			
CARS RAILWAY PARTS OF	1	4154			5657
1 U KINGDOM		4398			
55 GERMANY W		110			
990 U STATES		169728			
MOTOR RAIL CARS AND PARTS		174236			5658
1 U KINGDOM		254			
990 U STATES		42499			
MOTOR CYCLES SIDE CARS AND PTS		42753			5660
1 U KINGDDOM	26	14692			
43 AUSTRIA	1	488			
55 GERMANY W	6	2643			
67 ITALY	8	954			
246 CZECHO S	6	974			
559 JAPAN		1054			
990 U STATES	13	17943			
MOTOR VEHICLES N O P	60	38748			5661
1 U KINGDOM	11	32593			
54 FRANCE	5	5553			
55 GERMANY W	9	5652			
59 GREECE	1	992			
73 NETHRLNDS	1	765			
85 SWEDEN	1	11740			
990 U STATES	144	267292			
	172	324587			

IMPORTS BY COMMODITIES AND COUNTRIES

Commodity and Country	JANUARY 1961		Quantity	Value (\$)	Class Number
	Quantity	Value (\$)			
TRICYCLES N O P					
1 U KINGDOM	NO	108	1675		5664
559 JAPAN		316	1122		
990 U STATES		220	921		
		644	3718		
FACTORY WAREHOUSE TRUCKS MOTOR					
1 U KINGDOM	NO	5	9325		5672
85 SWEDEN		14	2288		
990 U STATES		19	108592		
		38	120205		
FORK LIFT TRUCKS AND PARTS					
1 U KINGDOM	NO	22	72822		5674
85 SWEDEN			88		
246 CZECHO S		2	4034		
990 U STATES		122	824593		
		146	901537		
ROLLER BEARINGS AND PARTS N O P					
1 U KINGDOM			40968		5680
43 AUSTRIA			1207		
54 FRANCE			2528		
55 GERMANY W			17438		
67 ITALY			2814		
85 SWEDEN			48996		
86 SWITZRLND			262		
990 U STATES			991165		
			1105378		
ANCHORS FOR VESSELS					
1 U KINGDOM	CWT	124	2087		5681
73 NETHRLMDS		1	71		
990 U STATES		32	2910		
		157	5068		
BALL AND ROLR BRNGS FOR AUTOS					
1 U KINGDOM			3746		5682
54 FRANCE			97		
55 GERMANY W			20778		
85 SWEDEN			839		
559 JAPAN			2168		
990 U STATES			175104		
			202732		
BALLS ROLLERS FOR BEARINGS					
55 GERMANY W			10440		5683
85 SWEDEN			26707		
990 U STATES			22339		
			59486		
BALL BEARINGS AND PARTS N O P					
1 U KINGDOM			105656		5685
43 AUSTRIA			15399		
54 FRANCE			3503		
55 GERMANY W			105350		
67 ITALY			7487		
73 NETHRLMDS			201		
85 SWEDEN			49294		
86 SWITZRLND			405		
559 JAPAN			282		
990 U STATES			436299		
			723876		
BOTTLES STEEL FOR GAS					
815 BERMUDA			1030		5686
824 JAMAICA			56		
990 U STATES			66263		
			67349		
BAYONETS SWORDS FOILS MASKS					
1 U KINGDOM			1328		5687
55 GERMANY W			695		
990 U STATES			140		
			2163		
GALVANIZED RANGE BOILERS					
1 U KINGDOM	NO	250	2538		5689
		250	2538		
DRUMS CYLINDERS BARRELS TANKS					
1 U KINGDOM			1100		5690
54 FRANCE			833		
990 U STATES			171683		
			173616		
FRAMES FOR PURSES RETICULES					
1 U KINGDOM			32420		5691
43 AUSTRIA			1165		
44 BELG LUX			5641		
54 FRANCE			178		
55 GERMANY W			17758		
67 ITALY			1145		
82 SPAIN			2999		
990 U STATES			36578		
			97884		
FURNITURE OF METAL					
1 U KINGDOM			24542		5692
49 DENMARK			5036		
54 FRANCE			691		
55 GERMANY W			4891		
67 ITALY			731		
73 NETHRLMDS			391		
76 NORWAY			1346		
85 SWEODEN			288		
86 SWITZRLND			227		
288 YUGO SLAV			492		
519 INDIA			267		

IMPORTS BY COMMODITIES AND COUNTRIES

Commodity and Country	JANUARY 1961		Quantity	Value (\$)	Class Number
	Quantity	Value (\$)			
559 JAPAN		1329			
990 U STATES		657389			
MATERIALS FOR BUOYS		697620			5693
85 SWEDEN		3523			
990 U STATES		3420			
		6943			
GOLF SHAFTS OF SEAMLESS STEEL	NO				5694
1 U KINGDOM	73840	53159			
	73840	53159			
MATERIALS FOR RIFLES					5695
METAL PARTS FOR SHOTGUNS					5696
GUN BARRELS ROUGH BORED					5697
990 U STATES		88			
		88			
GUNS RIFLES AIR GUNS FIREARMS					5698
1 U KINGDOM		5080			
44 BELG LUX		60			
55 GERMANY W		2284			
67 ITALY		61			
82 SPAIN		211			
246 CZECHO S		504			
262 HUNGARY		298			
990 U STATES		32716			
		41214			
GUNS NOT MADE IN CANADA					5699
1 U KINGDOM		6886			
43 AUSTRIA		2260			
44 BELG LUX		483			
55 GERMANY W		2617			
67 ITALY		837			
82 SPAIN		866			
85 SWEDEN		368			
246 CZECHO S		5998			
559 JAPAN		1175			
614 AUSTRALIA		955			
990 U STATES		54100			
		76545			
KNIFE FORK SCISSORS BLANKS					5700
49 DENMARK		77			
990 U STATES		25078			
		25155			
METAL PARTS LOOSELEAF BINDERS					5701
1 U KINGDOM		10715			
990 U STATES		34795			
		45510			
STILL FILM PROJECTORS SLIDES					5702
55 GERMANY W		891			
559 JAPAN		914			
614 AUSTRALIA		52			
990 U STATES		133927			
		135784			
PRESSED STEEL BELT PULLEYS					5703
1 U KINGDOM		2328			
990 U STATES		17781			
		20109			
SAFES AND DOORS FOR VAULTS					5706
1 U KINGDOM		6982			
76 NORWAY		553			
990 U STATES		155383			
		162918			
STEEL WOOL					5708
1 U KINGDOM		769			
55 GERMANY W		598			
990 U STATES		3527			
		4894			
LATH OF IRON OR STEEL	CWT				5709
1 U KINGDOM	316	2908			
990 U STATES	981	15123			
	1297	18031			
VALVES IRON OR STEEL N O P					5713
1 U KINGDOM		99065			
49 DENMARK		146			
55 GERMANY W		2134			
73 NETHRLNDS		29552			
85 SWEDEN		701			
990 U STATES		812541			
		944139			
MANUFACTURES OF IRON STEEL NOP					5714
1 U KINGDOM		339821			
43 AUSTRIA		1503			
49 DENMARK		3147			
54 FRANCE		1716			
55 GERMANY W		47225			
67 ITALY		1676			
73 NETHRLNDS		10236			
76 NORWAY		6995			
85 SWEDEN		26035			
86 SWITZRLND		2401			
246 CZECHO S		60			
516 HONG KONG		9726			
553 CHINA COM		258			
559 JAPAN		19269			
990 U STATES		3869476			
		4339544			

IMPORTS BY COMMODITIES AND COUNTRIES

Commodity and Country	JANUARY 1961		Quantity	Value (\$)	Class Number
	Quantity	Value (\$)			
COOKING STOVES COAL OR WOOD	NO				5715
COOKING STOVES ELEC OVER 2500L	NO				5716
1 U KINGDOM		155			
76 NORWAY		202			
990 U STATES		14162			
		46			
		48			
COOKING STOVES GAS OVER 10 DOL	NO				5717
1 U KINGDOM		381			
990 U STATES		82742			
		229			
		236			
COOKING STOVES OIL OVER 10 DOL	NO				5718
FURNACES DOMESTIC HOT WATER					5719
990 U STATES		9622			
		9622			
OIL BURNERS	NO				5721
990 U STATES		11220			
		175			
		175			
RADIATORS CAST IRON	SQ FT				5722
ELECTRIC COOKING APPARATUS NOP					5723
1 U KINGDOM		9710			
54 FRANCE		826			
55 GERMANY W		50			
64 IRELAND		1092			
67 ITALY		1772			
559 JAPAN		1218			
990 U STATES		275411			
		290079			
HEATING COOKING APPARATUS NOP					5724
1 U KINGDOM		11786			
49 DENMARK		588			
54 FRANCE		469			
67 ITALY		97			
85 SWEDEN		3227			
559 JAPAN		651			
990 U STATES		309297			
		326115			
PARTS HEATING AND COOKING APP					5725
1 U KINGDOM		11210			
85 SWEDEN		1230			
559 JAPAN		2389			
990 U STATES		848457			
		863286			
OVENS COMMERCIAL BAKERY					5726
1 U KINGDOM		330			
990 U STATES		26722			
		27052			
GAS STOVE THERMOSTATS LIGHTERS					5727
990 U STATES		858			
		858			
HEATERS OIL 20 DOLLARS OR OVER	NO				5728
990 U STATES		29213			
		473			
		473			
METAL STAMPINGS FOR BATHTUBS	CWT				5729
990 U STATES		119643			
		6763			
		6763			
INDUSTRIAL FURNACES AND PARTS					5730
1 U KINGDOM		36214			
990 U STATES		207041			
		243255			
RANGE OIL BURNERS	NO				5731
990 U STATES		3567			
		96			
		96			
WATER HEATER PARTS					5733
1 U KINGDOM		69			
990 U STATES		56543			
		56612			
WATER HEATERS GAS	NO				5734
1 U KINGDOM		2288			
990 U STATES		36202			
		210			
		258			
WATER HEATERS ELECTRIC	NO				5735
55 GERMANY W		511			
990 U STATES		34846			
		200			
		501			
		701			
WATER HEATERS N O P	NO				5736
1 U KINGDOM		494			
990 U STATES		5629			
		8			
		78			
HOUSEHOLD SCALES AND PTS	NO				5737
55 GERMANY W		914			
990 U STATES		22522			
		308			
		7276			
		7584			
SCALES BALANCES PARTS N O P					5738
1 U KINGDOM		14694			
55 GERMANY W		8017			
73 NETHRLNDS		70			
86 SWITZRLND		675			
990 U STATES		192563			
		216019			
GAS FURNACES DOMESTIC WARM AIR	NO				5739
990 U STATES		37059			
		314			
		314			

IMPORTS BY COMMODITIES AND COUNTRIES

Commodity and Country	JANUARY 1961				Class Number
	Quantity	Value (\$)	Quantity	Value (\$)	
FURNACES DOMESTIC WARM AIR NO P 990 U STATES	180	33655			5740
	180	33655			
SPRINGS FOR RAILWAY VEHICLES 990 U STATES		5743			5892
		5743			
SPRINGS FOR OTHER VEHICLES 990 U STATES		358			5893
		358			
SPRINGS FOR FURNITURE 990 U STATES		9238			5894
		9238			

IMPORTS BY COMMODITIES AND COUNTRIES

Commodity and Country	JANUARY 1961		Quantity	Value (\$)	Class Number
	Quantity	Value (\$)			
<u>GRDUP 6</u>					
<u>NONFERROUS METALS AND PRODUCTS</u>					
ALUMINA AND BAUXITE N O P	CWT				6001
716 B GUIANA	106557	121442			
777 SURINAM	242908	298459			
990 U STATES	27434	165010			
	376899	584911			
BAUXITE ALUMINA FOR REFINING	CWT				6002
465 GUINEA	440041	1241101			
716 B GUIANA	1053	1231			
824 JAMAICA	1315162	4173434			
990 U STATES	308872	883966			
	2065128	6299732			
CRYOLITE OR KRYOLITE	CWT				6003
990 U STATES	392	4000			
	392	4000			
ALUMINUM PIGS INGOTS BLOCKS	CWT				6004
1 U KINGDOM	45	1226			
990 U STATES	576	26546			
	621	27772			
ALUMINUM SCRAP	CWT				6005
990 U STATES	4653	34565			
	4653	34565			
ALUMINUM ANGLES CHANNELS BEAMS	CWT				6006
1 U KINGDOM	147	7440			
990 U STATES	411	28453			
	558	35893			
ALUMINUM BAR ROD AND WIRE RODS	CWT				6007
1 U KINGDOM	45	1936			
990 U STATES	950	52606			
	995	54542			
ALUMINUM LEAF OR FOIL					6009
1 U KINGDOM		11436			
990 U STATES		44198			
		55634			
ALUMINUM PIPES AND TUBES	CWT				6010
1 U KINGDOM	81	8226			
990 U STATES	250	27052			
	331	35278			
ALUMINUM PLATES SHEETS STRIPS	CWT				6011
1 U KINGDOM	3167	123296			
43 AUSTRIA	289	9460			
44 BELG LUX	52	1627			
55 GERMANY W	1	153			
86 SWITZRLND	23	1004			
559 JAPAN	400	15290			
990 U STATES	8029	492189			
	11961	643019			
ALUMINUM POWDER AND PASTE	LB				6012
55 GERMANY W	2500	1105			
990 U STATES	4290	2416			
	6790	3521			
ALUMINUM WIRE AND CABLE	CWT				6013
1 U KINGDOM	68	4029			
990 U STATES	304	12973			
	372	17002			
ALUMINUM HOUSEHOLD HOLLOW WARE					6014
1 U KINGDOM		1727			
67 ITALY		11879			
73 NETHRLNDS		59			
559 JAPAN		10300			
990 U STATES		58029			
		81994			
ALUMINUM MANUFACTURES N O P					6015
1 U KINGDOM		26065			
44 BELG LUX		746			
49 DENMARK		284			
54 FRANCE		1835			
55 GERMANY W		19520			
67 ITALY		1997			
73 NETHRLNDS		231			
76 NORWAY		749			
86 SWITZRLND		4677			
516 HONG KONG		427			
559 JAPAN		7535			
990 U STATES		964271			
		1028337			
BRASS SCRAP	CWT				6022
990 U STATES	269	3936			
	269	3936			
BRASS INGOTS BARS RODS	CWT				6023
1 U KINGDOM	1887	52571			
55 GERMANY W	48	1941			
990 U STATES	560	36761			
	2495	91273			
BRASS IN STRIPS SHEETS PLATES	CWT				6024
1 U KINGDDM	42	1703			
44 BELG LUX	94	3706			
55 GERMANY W	40	1844			
990 U STATES	192	18012			
	368	25265			

IMPORTS BY COMMODITIES AND COUNTRIES

Commodity and Country	JANUARY 1961		Quantity	Value (\$)	Class Number
	Quantity	Value (\$)			
BRASS TUBING					
990 U STATES	CWT				6025
		363	29806		
		363	29806		
METAL CAPS FOR ELEC BATTERIES					
990 U STATES					6026
			12785		
			12785		
BRASS HAND PUMPS N O P					
990 U STATES					6030
			4778		
			4778		
BRASS VALVES PLATED OR NOT					
1 U KINGDOM					6031
49 DENMARK			28834		
55 GERMANY W			7142		
67 ITALY			4686		
73 NETHRLNDS			11649		
85 SWEDEN			343		
559 JAPAN			12013		
990 U STATES			14251		
			265668		
			344586		
BRASS METERS AND PARTS					
1 U KINGDOM					6032
427 UN SO AFR			238		
990 U STATES			987		
			30383		
			31608		
BRASS WIRE N O P					
1 U KINGDOM	LB				6033
990 U STATES					
		10800	7638		
		20901	12174		
		31701	19812		
BRASS WIRE CLOTH OR WOVEN WIRE					
990 U STATES					6034
			9241		
			9241		
BRASS MANUFACTURES N O P					
1 U KINGDOM					6035
43 AUSTRIA			39021		
44 BELG LUX			165		
49 DENMARK			434		
54 FRANCE			6571		
55 GERMANY W			1483		
67 ITALY			2989		
73 NETHRLNDS			5591		
82 SPAIN			731		
85 SWEDEN			806		
355 ISRAEL			623		
516 HONG KONG			948		
519 INDIA			3258		
553 CHINA COM			3031		
559 JAPAN			58		
990 U STATES			8703		
			748176		
			822588		
PLUMBERS BRASS GOODS					
1 U KINGDOM					6037
55 GERMANY W			5204		
67 ITALY			2129		
73 NETHRLNDS			10189		
288 YUGO SLAV			1360		
559 JAPAN			630		
990 U STATES			5797		
			242382		
			267691		
COPPER IN BLOCKS PIGS INGOTS					
	CWT				6042
COPPER SCRAP					
990 U STATES	CWT				6043
		5441	152017		
		5441	152017		
COPPER BARS FOR ELECTRIC WIRES					
990 U STATES	CWT				6044
		2637	95637		
		2637	95637		
COPPER IN BARS OR RODS N O P					
990 U STATES	CWT				6046
		62	4493		
		62	4493		
COPPER IN STRIPS SHEETS PLATES					
1 U KINGDOM	CWT				6047
990 U STATES					
		17	779		
		96	7904		
		113	8683		
COPPER TUBING					
1 U KINGDOM	CWT				6048
755 CHILE					
990 U STATES					
		1096	45320		
		560	20035		
		337	27492		
		1993	92847		
COPPER ROLLERS FOR WALL PAPER					
1 U KINGDOM					6049
990 U STATES					
			13389		
			2798		
			16187		
COPPER WIRE N O P					
990 U STATES	LB				6050
		1615	2254		
		1615	2254		
COPPER WIRE CLOTH WOVEN WIRE					
1 U KINGDOM					6051
990 U STATES					
			850		
			2394		
			3244		
COPPER MANUFACTURES OF N O P					
1 U KINGDOM					6052
44 BELG LUX					
49 DENMARK					
54 FRANCE					
55 GERMANY W					
67 ITALY					
			3182		
			346		
			404		
			64		
			545		
			56		

IMPORTS BY COMMODITIES AND COUNTRIES

Commodity and Country	JANUARY 1961		Quantity	Value (\$)	Class Number
	Quantity	Value (\$)			
73 NETHRLNDS		1265			
85 SWEDEN		561			
86 SWITZRLND		62			
385 UAR EGYPT		1573			
990 U STATES		114225			
		123053			
LEAD IN PIGS AND BLOCKS	LB				6061
990 U STATES	2019	757			
	2019	757			
LEAD OLD AND SCRAP	LB				6062
LEAD IN BARS AND SHEETS	LB				6063
1 U KINGDOM	7996	996			
990 U STATES	312	308			
	8308	1304			
LEAD CAPSULES FOR BOTTLES					6065
73 NETHRLNDS		3387			
614 AUSTRALIA		104			
		3491			
LEAD MANUFACTURES N O P					6068
1 U KINGDOM		4963			
55 GERMANY W		212			
73 NETHRLNDS		121			
990 U STATES		7117			
		12413			
RODS 90 PC NICKEL FOR WIRE	LB				6070
990 U STATES	15931	20872			
	15931	20872			
NICKEL IN INGOTS BLDCKS SHOT	LB				6071
990 U STATES	4000	3311			
	4000	3311			
NICKEL BARS RODS STRIPS SHEETS	LB				6072
1 U KINGDOM	370	786			
85 SWEDEN	387	854			
990 U STATES	330935	408372			
	331692	410012			
NICKEL SILVER IN INGOTS BLOCKS	LB				6073
990 U STATES	344	475			
	344	475			
NICKEL CHROMIUM IN BARS RODS	LB				6074
990 U STATES	570	1021			
	570	1021			
NICKEL MANUFACTURES NOT PLATED					6075
1 U KINGDOM		589			
990 U STATES		7096			
		7685			
NICKEL NICKEL PLATED WARE NOP					6077
1 U KINGDOM		28506			
43 AUSTRIA		791			
54 FRANCE		1616			
55 GERMANY W		6938			
73 NETHRLNDS		6884			
82 SPAIN		608			
246 CZECHO S		309			
559 JAPAN		438			
990 U STATES		95080			
		141170			
ELECTRO PLATED WARE GILT WARE					6082
1 U KINGDOM		68890			
43 AUSTRIA		315			
44 BELG LUX		1816			
49 DENMARK		523			
54 FRANCE		1176			
55 GERMANY W		35844			
67 ITALY		7360			
73 NETHRLNDS		1900			
82 SPAIN		347			
86 SWITZRLND		326			
516 HONG KONG		10747			
559 JAPAN		40063			
614 AUSTRALIA		535			
990 U STATES		797482			
		967324			
GOLD SILVER SWEEPS GOLD FRINGE					6084
1 U KINGDOM		62			
54 FRANCE		505			
990 U STATES		1100			
		1667			
GOLD SILVER DUTCH METAL LEAF					6085
1 U KINGDOM		6420			
55 GERMANY W		443			
990 U STATES		7759			
		14622			
GOLD MANUFACTURES N O P					6086
1 U KINGDOM		546			
67 ITALY		54			
990 U STATES		44006			
		44606			
PLATINUM PALLADIUM IRIIDIUM					6087
1 U KINGDOM		2651080			
990 U STATES		72917			
		2723997			
PLATINUM CRUCIBLES					6088
1 U KINGDDM		5266			
990 U STATES		110799			
		116065			

IMPORTS BY COMMODITIES AND COUNTRIES

Commodity and Country	JANUARY 1961				Class Number
	Quantity	Value (\$)	Quantity	Value (\$)	
SILVER UNMANUFACTURED	TR 07				6091
813 BAHAMAS	902	813			
990 U STATES	1000420	909382			
	1001322	910195			
TOILET ARTICLES OF STERLING					6093
1 U KINGDOM		379			
990 U STATES		697			
		1076			
SILVER MANUFACTURES N O P					6094
1 U KINGDOM		11565			
49 DENMARK		375			
54 FRANCE		54			
55 GERMANY W		1517			
67 ITALY		72			
874 MEXICO		925			
990 U STATES		11764			
		26272			
TIN BLDCKS PIGS OR BARS	CWT				6101
44 BELG LUX	336	32449			
524 MALAYA	2240	217508			
747 BOLIVIA	658	65427			
990 U STATES	2472	246759			
	5706	562143			
TINFOIL	LB				6102
1 U KINGDOM	175	145			
990 U STATES	728	1054			
	903	1199			
COLLAPSIBLE TUBES OF METAL					6103
1 U KINGDOM		626			
990 U STATES		46208			
		46834			
ZINC DROSS AND ZINC SCRAP	CWT				6110
990 U STATES	1111	6857			
	1111	6857			
ZINC PIGS SLABS BLOCKS ANODES	CWT				6112
55 GERMANY W	35	506			
990 U STATES	184	2869			
	219	3375			
ZINC BARS RODS PLATES SHEETS	CWT				6113
1 U KINGDOM	105	1951			
44 BELG LUX	73	1422			
54 FRANCE	9	283			
55 GERMANY W	12	589			
990 U STATES	1044	39909			
	1243	44154			
ZINC DUST AND GRANULES	CWT				6115
1 U KINGDOM	240	4251			
44 BELG LUX	661	8880			
990 U STATES	353	5209			
	1254	18340			
ZINC MANUFACTURES N O P					6116
1 U KINGDOM		2920			
55 GERMANY W		2779			
67 ITALY		996			
516 HONG KONG		1984			
990 U STATES		159492			
		168171			
ZINC SLUGS DISCS AND SHELLS					6117
1 U KINGDOM		889			
990 U STATES		12144			
		13033			
ALLOYS OF COPPER					6119
1 U KINGDOM		3785			
990 U STATES		29213			
		32998			
ALLOYS OF MAGNESIUM					6120
1 U KINGDOM		6886			
990 U STATES		6932			
		13818			
BABBITT METAL IN BLOCKS BARS	CWT				6121
990 U STATES	19	1166			
	19	1166			
BRITANNIA METAL AND MFRS					6123
1 U KINGDOM		465			
990 U STATES		1399			
		1864			
CHROMIUM TUNGSTEN FOR ALLOYS	LB				6124
1 U KINGDOM	11200	10557			
990 U STATES	3352	13589			
	14552	24146			
ALLOY SLUGS CAST WITH DIAMONDS					6125
990 U STATES		481			
		481			
PHOSPHOR TIN PHOSPHOR BRONZE	LB				6126
1 U KINGDOM	56983	33871			
990 U STATES	3539	3845			
	60522	37716			
WATCHES OVER ONE JEWEL					6127
1 U KINGDOM		658			
54 FRANCE		17274			
55 GERMANY W		6276			
86 SWITZRLND		38859			
287 U S S R		196			
990 U STATES		3511			
		66774			

IMPORTS BY COMMODITIES AND COUNTRIES

Commodity and Country	JANUARY 1961		Quantity	Value (\$)	Class Number
	Quantity	Value (\$)			
WATCHES ONE OR NO JEWEL					6128
1 U KINGDOM		572			
55 GERMANY W		3949			
86 SWITZRLND		17727			
990 U STATES		1175			
		23423			
WATCH ACTIONS OVER ONE JEWEL					6129
54 FRANCE		10415			
55 GERMANY W		2092			
86 SWITZRLND		168211			
559 JAPAN		8155			
990 U STATES		704			
		189577			
WATCH ACTIONS ONE OR NO JEWEL					6130
1 U KINGDOM		49946			
86 SWITZRLND		6216			
		56162			
CLOCKS N O P					6131
	NO				
1 U KINGDOM	238	2532			
54 FRANCE	2	76			
55 GERMANY W	2590	14430			
73 NETHRLNDS	12	55			
86 SWITZRLND	33	476			
990 U STATES	7593	41061			
	10468	58630			
CLOCK MOVEMENTS AND CASES					6132
1 U KINGDOM		343			
54 FRANCE		13547			
55 GERMANY W		10645			
990 U STATES		9360			
		33895			
PARTS OF CLOCK MOVEMENTS					6133
1 U KINGDOM		8297			
54 FRANCE		1617			
55 GERMANY W		13399			
73 NETHRLNDS		3030			
76 NORWAY		970			
86 SWITZRLND		271			
990 U STATES		16903			
		44487			
TIME RECORDERS					6134
1 U KINGDOM		185			
55 GERMANY W		5056			
86 SWITZRLND		807			
990 U STATES		10557			
		16605			
ALARM CLOCKS					6135
	NO				
1 U KINGDOM	2112	2824			
55 GERMANY W	31451	43020			
86 SWITZRLND	233	651			
246 CZECHO S	6000	3441			
559 JAPAN	4800	4993			
990 U STATES	528	2163			
	45124	57092			
WATCH CASES AND PARTS					6136
1 U KINGDOM		12082			
54 FRANCE		718			
55 GERMANY W		7554			
86 SWITZRLND		20967			
516 HONG KONG		1827			
559 JAPAN		1000			
990 U STATES		43827			
		88045			
PARTS OF WATCH MOVEMENTS					6138
1 U KINGDOM		15580			
54 FRANCE		4016			
55 GERMANY W		2017			
86 SWITZRLND		24825			
990 U STATES		6865			
		53303			
BATTERIES FLASHLIGHT AND PARTS					6139
516 HONG KONG		5220			
559 JAPAN		1026			
990 U STATES		25496			
		31742			
BATTERIES HEARING AID AND PTS					6140
990 U STATES		19122			
		19122			
BATTERIES ELECTRIC PRIMARY NOP					6141
1 U KINGDOM		61			
54 FRANCE		73			
55 GERMANY W		2145			
516 HONG KONG		1342			
559 JAPAN		7943			
990 U STATES		74879			
		86443			
BATTERIES STORAGE N O P PARTS					6142
1 U KINGDOM		63113			
54 FRANCE		1827			
55 GERMANY W		83			
990 U STATES		131410			
		196433			
APPARATUS ELECTRIC HEATING NDP					6143
1 U KINGDOM		11133			
55 GERMANY W		3961			
73 NETHRLNDS		578			

IMPORTS BY COMMODITIES AND COUNTRIES

95

Commodity and Country	JANUARY 1961		Quantity	Value (\$)	Class Number
	Quantity	Value (\$)			
990 U STATES		159803			
DYNAMOS GENERATORS AND PTS NOP		175475			6144
1 U KINGDOM		194179			
54 FRANCE		1587			
55 GERMANY W		650			
73 NETHRLNDS		4329			
559 JAPAN		2306			
990 U STATES		387276			
FUSES FUSE PLUGS CUTOUTS PARTS		590327			6145
1 U KINGDOM		25529			
54 FRANCE		92			
55 GERMANY W		713			
990 U STATES		83085			
MOTORS ELECTRIC PARTS OF N O P		109419			6147
1 U KINGDOM		27402			
55 GERMANY W		3351			
86 SWITZRLND		71			
990 U STATES		289888			
TELEVISION PICTURE TUBES	NO	320712			6148
990 U STATES	141	3224			
SEMI CONDUCTORS NOP AND PARTS	141	3224			6149
1 U KINGDOM		708			
55 GERMANY W		2414			
73 NETHRLNDS		7457			
990 U STATES		210115			
TRANSISTORS	NO	220694			6150
1 U KINGDOM	575	927			
73 NETHRLNDS	6850	3760			
559 JAPAN	1100	463			
990 U STATES	78142	206361			
LIGHTNING ARRESTERS REACTORS		86667			6151
1 U KINGDOM		4041			
55 GERMANY W		1583			
85 SWEDEN		2729			
86 SWITZRLND		427			
990 U STATES		3830			
MAGNETOS FOR GAS ENGINES		12610			6152
990 U STATES		3736			
MOTORS ELECTRIC UNDER 30 DOL	NO	3736			6154
1 U KINGDOM	2002	22014			
55 GERMANY W	23	216			
559 JAPAN	5010	5110			
990 U STATES	57580	189952			
MOTORS ELEC 30 DOL OR MORE NOP	NO	64615			6155
1 U KINGDOM	1880	184071			
44 BELG LUX	2	2242			
49 DENMARK	1	69			
55 GERMANY W	34	4510			
85 SWEDEN	158	57599			
86 SWITZRLNO	4	21121			
990 U STATES	2462	256618			
RHEOSTATS CONTROLLERS STARTERS		4541			6156
1 U KINGDOM		33415			
49 DENMARK		226			
55 GERMANY W		7959			
86 SWITZRLND		160			
559 JAPAN		55			
990 U STATES		900116			
SAD IRONS ELECTRIC AND PARTS		941931			6157
1 U KINGDOM		4261			
559 JAPAN		627			
886 P RICO		27065			
990 U STATES		6332			
SELFCONTAINED LIGHTING OUTFITS		38285			6158
990 U STATES		967			
SOCKETS OUTLETS RECEPTACLES		967			6159
1 U KINGDOM		183			
55 GERMANY W		96			
990 U STATES		194592			
SPARK PLUGS MAGNETOS IGNITION		194871			6160
1 U KINGDOM		1211			
55 GERMANY W		7733			
559 JAPAN		603			
614 AUSTRALIA		8640			
990 U STATES		86297			
SWITCHES SWITCHBOARDS AND PTS		104484			6161
1 U KINGDOM		67489			
43 AUSTRIA		767			
54 FRANCE		15718			
55 GERMANY W		1282			

IMPORTS BY COMMODITIES AND COUNTRIES

Commodity and Country	JANUARY 1961		Quantity	Value (\$)	Class Number
	Quantity	Value (\$)			
73 NETHRLNDS		600			
85 SWEDEN		79			
86 SWITZRLND		76 468			
385 UAR EGYPT		279			
559 JAPAN		614			
990 U STATES		890 025			
		1 053 321			
SWITCHGEAR FOR MINES					6162
1 U KINGDOM		11 594			
		11 594			
TELEGRAPH APPARATUS AND PARTS					6163
1 U KINGDOM		19 252			
55 GERMANY W		49 675			
559 JAPAN		130			
990 U STATES		197 135			
		266 192			
TELEPHONE APPARATUS AND PARTS					6164
1 U KINGDOM		307 685			
49 DENMARK		306			
55 GERMANY W		35 383			
85 SWEDEN		13 121			
86 SWITZRLND		657			
559 JAPAN		557			
990 U STATES		528 842			
		886 551			
TRANSFORMERS AND PARTS N O P					6165
1 U KINGDOM		224 465			
55 GERMANY W		5 529			
73 NETHRLNDS		431			
85 SWEDEN		13 788			
86 SWITZRLND		9 694			
559 JAPAN		2 418			
990 U STATES		403 175			
		659 500			
RADIO AND TV RECEIVING TUBES					6166
NO					
1 U KINGDOM	15 643	44 310			
55 GERMANY W	3910	2903			
73 NETHRLNDS	109 366	56 389			
85 SWEDEN	2 580	10 554			
559 JAPAN	1 900	758			
990 U STATES	456 042	548 829			
	589 441	663 743			
RADIO APPARATUS N O P					6167
1 U KINGDOM		1545 443			
49 DENMARK		7927			
54 FRANCE		2 699			
55 GERMANY W		5 582			
67 ITALY		94			
73 NETHRLNDS		40 307			
76 NORWAY		70			
85 SWEDEN		16 115			
246 CZECHO S		210			
559 JAPAN		20 628			
990 U STATES		1908 071			
		3597 386			
ELECTRIC RAZORS AND PARTS					6168
NO					
43 AUSTRIA		97			
55 GERMANY W	156	699			
73 NETHRLNDS	8 452	28 781			
86 SWITZRLND	1000	2 305			
559 JAPAN	1500	1 720			
990 U STATES	31 684	88 555			
	42 792	122 157			
ELECT STEAM GENERATORS AND PTS					6169
NO					
1 U KINGDOM		785 538			
86 SWITZRLND		23 664			
990 U STATES		1 242			
		810 444			
ELECTRIC APPARATUS N O P					6170
1 U KINGDOM		789 38			
43 AUSTRIA		2 047			
44 BELG LUX		417			
49 DENMARK		684			
54 FRANCE		8 200			
55 GERMANY W		279 14			
73 NETHRLNDS		182 25			
85 SWEDEN		121 753			
86 SWITZRLND		23 516			
246 CZECHO S		491			
516 HONG KONG		345			
559 JAPAN		62 15			
614 AUSTRALIA		632			
824 JAMAICA		80			
886 P RICO		16 863			
990 U STATES		242 470 6			
		273 102 6			
ELECTRIC PRECISION INSTRUMENTS					6171
1 U KINGDOM		77 141			
43 AUSTRIA		255			
49 DENMARK		5 154			
55 GERMANY W		24 989			
73 NETHRLNDS		6 613			
85 SWEDEN		158			
86 SWITZRLND		2 545			
246 CZECHO S		3 703			
559 JAPAN		1 827			

IMPORTS BY COMMODITIES AND COUNTRIES

Commodity and Country	JANUARY 1961		Quantity	Value (\$)	Class Number
	Quantity	Value (\$)			
990 U STATES		1317983			
ELECTRIC OR GAS WELDING APP		1440368			6172
1 U KINGDOM		20216			
54 FRANCE		64			
55 GERMANY W		294			
73 NETHRLNOS		354			
85 SWEODEN		4868			
86 SWITZRLND		166			
990 U STATES		412226			
RADIO RECEIVING SETS	NO	438188			6173
1 U KINGDOM	793	19239			
55 GERMANY W	4531	256883			
64 IRELAND	204	3084			
67 ITALY	102	1566			
73 NETHRLNDS	1302	16181			
86 SWITZRLND	75	1862			
246 CZECHO S	52	590			
559 JAPAN	36277	337638			
990 U STATES	3421	196873			
TELEVISION RECEIVING SETS	NO	46757			6174
990 U STATES	1285	185867			
RADIO SET PARTS		1285			6175
1 U KINGDOM		83011			
49 DENMARK		292			
55 GERMANY W		4889			
73 NETHRLNDS		5401			
559 JAPAN		85			
990 U STATES		238882			
RADIO TUBE PARTS		332567			6176
1 U KINGDOM		3544			
43 AUSTRIA		399			
54 FRANCE		253			
55 GERMANY W		901			
67 ITALY		2054			
73 NETHRLNDS		4651			
85 SWEODEN		154			
990 U STATES		175782			
SOUND EQUIPMENT N O P		187738			6177
1 U KINGDOM		42780			
49 DENMARK		1296			
54 FRANCE		69			
55 GERMANY W		11172			
73 NETHRLNDS		8312			
86 SWITZRLND		200			
559 JAPAN		10877			
990 U STATES		319342			
TAPE RECORDERS AND PARTS	NO	394048			6178
1 U KINGDOM	20	16220			
55 GERMANY W	397	38013			
73 NETHRLNDS	1297	111888			
559 JAPAN	380	12368			
990 U STATES	305	166631			
METERS ELECTRIC N O P	NO	2399			6179
1 U KINGDOM	354	15420			
49 DENMARK	6	680			
55 GERMANY W	50	2602			
73 NETHRLNDS	2	186			
86 SWITZRLND	70	3733			
246 CZECHO S	5	255			
559 JAPAN	1220	3482			
990 U STATES	4508	132936			
METERS ELECTRIC N O P PARTS OF		6215			6180
1 U KINGDOM		840			
55 GERMANY W		322			
86 SWITZRLND		224			
559 JAPAN		664			
990 U STATES		97584			
LIGHTING FIXTURES GAS COAL OIL		99634			6181
1 U KINGDOM		11111			
385 UAR EGYPT		516			
516 HONG KONG		2729			
559 JAPAN		2455			
874 MEXICO		157			
990 U STATES		13436			
GAS MANTLES GAS BURNERS		30404			6182
1 U KINGDOM		6482			
990 U STATES		9693			
GAS METERS AND PARTS		16175			6183
1 U KINGDOM		39188			
990 U STATES		90652			
PLATES CYLINDERS ENGRAVERS		129840			6191
1 U KINGDOM		183			
55 GERMANY W		86			

IMPORTS BY COMMODITIES AND COUNTRIES

Commodity and Country	JANUARY 1961		Quantity	Value (\$)	Class Number
	Quantity	Value (\$)			
67 ITALY		1605			
76 NORWAY		152			
990 U STATES		105602			
PLATES PRINTING 2 COLOURS		107628			
1 U KINGDOM		933			6192
73 NETHRLNDS		2187			
990 U STATES		12260			
PLATES FOR PRINTING MUSIC		15380			
1 U KINGDOM		1350			6193
990 U STATES		4004			
STEREOTYPES ELECTROTYPES NOP		5354			
990 U STATES	SO IN	57960			6194
		1475			
MATRICES FOR STEREOTYPES 475A	SO IN	57960			6195
990 U STATES		26423			
		1248			
STEREOTYPES FOR BOOKS	SO IN	26423			6196
1 U KINGDOM		5568			
990 U STATES		464250			
		20597			
STEREOTYPES FOR ADVERTISEMENTS	SO IN	469818			6197
55 GERMANY W		3900			
990 U STATES		135885			
		6415			
TYPE PRINTING CHASES QUOINS		139785			6199
1 U KINGDOM					
55 GERMANY W		3739			
990 U STATES		192			
		26527			
		30458			
PRINTG PLATES FOR PUBLICATIONS					6200
1 U KINGDOM		317			
990 U STATES		52056			
		52373			
MOULDING MATERIAL ELECTROTYPE					6201
990 U STATES		394			
		394			
TUNGSTEN BEARING ORES	CWT				6208
CHROME ORE	CWT				6210
990 U STATES		1916			
		3064			
		1916			
		3064			
ANTIMONY OR REGULUS OF	LB				6211
BISMUTH METALLIC NATURAL	LB				6212
COBALT ORE	CWT				6215
MANGANESE ORE	CWT				6216
54 FRANCE		132			
559 JAPAN		110			
990 U STATES		9282			
		52269			
		9524			
		54557			
ORES OF METALS N O P	CWT				6217
990 U STATES		2512			
		14561			
		2512			
		14561			
MERCURY OR QUICKSILVER	LB				6218
990 U STATES		33377			
		88274			
		33377			
		88274			
ANODES NICKEL COPPER PRECIOUS					6219
990 U STATES		7923			
		7923			
ARTICLES FOR AGRIC IMPLEMENTS					6220
1 U KINGDOM		6112			
990 U STATES		19504			
		25616			
ARTICLES FOR STORAGE BATTERIES					6221
990 U STATES		19954			
		19954			
BELLS FOR CHURCHES					6222
1 U KINGDOM		453			
54 FRANCE		4881			
67 ITALY		57			
990 U STATES		1492			
		6883			
BELLS AND GONGS N O P					6223
55 GERMANY W		790			
519 INDIA		1160			
559 JAPAN		94			
990 U STATES		15828			
		17872			
SLIDE OR ZIPPER FASTENERS					6225
1 U KINGDOM		60			
559 JAPAN		516			
990 U STATES		3775			
		4351			
BUCKLES CLASPS EYELETS HOOKS					6226
1 U KINGDOM		7142			
54 FRANCE		67			
55 GERMANY W		6448			
67 ITALY		316			
73 NETHRLNDS		65			
246 CZECHO S		104			
516 HONG KONG		410			

IMPORTS BY COMMODITIES AND COUNTRIES

Commodity and Country	JANUARY 1961		Quantity	Value (\$)	Class Number
	Quantity	Value (\$)			
559 JAPAN		1753			
990 U STATES		138489			
CAGES ANIMAL OF WIRE AND PARTS		154794			6227
1 U KINGDOM		2540			
44 BELG LUX		756			
559 JAPAN		5636			
990 U STATES		5060			
CHRONOMETERS COMPASSES SHIPS		13992			6228
1 U KINGDOM		4479			
559 JAPAN		2359			
990 U STATES		9702			
METAL ARTICLES FOR JEWELLERY		16540			6229
1 U KINGDOM		862			
55 GERMANY W		627			
67 ITALY		539			
559 JAPAN		1008			
990 U STATES		30131			
ARTICLES FOR USE IN FISHERIES		33167			6230
1 U KINGDOM		7091			
55 GERMANY W		2652			
76 NORWAY		390			
78 PORTUGAL		1153			
559 JAPAN		9166			
990 U STATES		3722			
ARTICLES N O P FOR MFR SHIPS		24174			6232
1 U KINGDOM		116785			
55 GERMANY W		8291			
76 NORWAY		8553			
85 SWEDEN		221			
559 JAPAN		561			
990 U STATES		89290			
ELEMENTS FOR LAMP FILAMENTS		223701			6233
43 AUSTRIA		3582			
73 NETHRLNDS		2649			
990 U STATES		83155			
METAL PTS FOR COVERED BUTTONS		89386			6234
990 U STATES		9926			
NAILS TACKS BRASS OR COPPER		9926			6235
1 U KINGDOM		142			
990 U STATES		1212			
PATTERNS OF METAL NOT MODELS		1354			6236
990 U STATES		64171			
RIVETS BURRS BRASS OR COPPER		64171			6238
990 U STATES		9859			
SCREWS OF METAL N O P		9859			6240
1 U KINGDOM		1891			
44 BELG LUX		500			
55 GERMANY W		829			
559 JAPAN		1321			
990 U STATES		7603			
SHOE AND CORSET EYELETS HOOKS		12144			6241
55 GERMANY W		814			
67 ITALY		909			
990 U STATES		13725			
WIRE NON FERROUS COVERED		15448			6247
1 U KINGDOM		102935			
55 GERMANY W		2693			
559 JAPAN		122			
990 U STATES		338715			
WIRE TINSEL FOR BRAIDS CORDS		444465			6248
WIRE STRANDED NON FERROUS					6249
55 GERMANY W		1202			
990 U STATES		21502			
WIRE NON FERROUS N O P		22704			6250
1 U KINGDOM		2585			
55 GERMANY W		6508			
73 NETHRLNDS		53			
85 SWEDEN		6900			
990 U STATES		27274			
NON FERROUS METALS AND PRODUCT		43320			6251
1 U KINGDOM		61706			
54 FRANCE		1826			
55 GERMANY W		3958			
67 ITALY		841			
73 NETHRLNDS		1592			
559 JAPAN		61			
990 U STATES		639616			
		709600			

IMPORTS BY COMMODITIES AND COUNTRIES

Commodity and Country	JANUARY 1961		Quantity	Value (\$)	Class Number
	Quantity	Value (\$)			
PARTS FOR MFR DF SHUTTLES 990 U STATES		15338			6252
HINGES FOR JEWELLERY BOXES 990 U STATES		1283			6253
MATERIALS FOR MFR MINING MACH 990 U STATES		887			6254
RESIDUES NON FERROUS	CWT	887			6257
TUNGSTEN CARBIDE INSERTS 85 SWEDEN 427 UN SO AFR 990 U STATES		18201 33406 12598 64205			6258
TUNGSTEN CARBIDE TIPS BLANKS 85 SWEDEN 990 U STATES		2529 4853 7382			6259
CIGARETTE LIGHTERS 43 AUSTRIA 55 GERMANY W 86 SWITZRLND 559 JAPAN 990 U STATES	DOZ	900 116 23 22087 169 23295	1746 1241 2303 53104 1636 60030		6260
INCANDESCENT LAMPS LARGE 1 U KINGDDM 44 BELG LUX 55 GERMANY W 73 NETHRLNDS 559 JAPAN 990 U STATES	NO	188928 6200 1925 2000 10500 515788 725341	17497 897 350 903 779 213073 233499		6302
FLUORESCENT BULBS AND TUBES 73 NETHRLNDS 990 U STATES	NO	4128 105953 110081	1309 106214 107523		6303
MERCURY VAPOUR LAMPS 73 NETHRLNDS 86 SWITZRLND 990 U STATES	NO	1358 25 6991 8374	2637 127 46178 48942		6304
VAPOUR LAMPS N O P 1 U KINGDOM 990 U STATES	NO	200 23132 23332	1330 3466 4796		6306
SEALED BEAM LAMPS 990 U STATES	NO	46492 46492	37179 37179		6307
CHRISTMAS TREE LAMPS 559 JAPAN	NO	20000 20000	253 253		6309
MINIATURE LAMPS N O P 1 U KINGDOM 55 GERMANY W 73 NETHRLNDS 516 HONG KONG 990 U STATES	NO	7733 6650 265423 115000 115653 510459	1183 750 7872 1113 18727 29645		6310
PHOTOFLASH LAMPS 559 JAPAN 990 U STATES	NO	503984 400882 904866	15652 25610 41262		6311
PHOTOGRAPHIC LAMPS N O P 559 JAPAN 990 U STATES	NO	3722 113627 117349	2168 49992 52160		6312
LIGHTS HEAD SIDE TAIL N D P 1 U KINGDOM 55 GERMANY W 516 HONG KONG 559 JAPAN 990 U STATES			990 603 6088 5781 33719 47181		6315
FLASHLIGHTS AND PARTS 1 U KINGDOM 55 GERMANY W 516 HONG KONG 559 JAPAN 990 U STATES	NO		146 4933 11668 3046 19736 39529		6320
ELECTRIC LIGHT FIXTURES N O P 1 U KINGDDM 43 AUSTRIA 49 DENMARK 53 FINLAND 54 FRANCE 55 GERMANY W 67 ITALY 73 NETHRLNDS 85 SWEDEN 86 SWITZRLND 246 CZECHO S 258 GERMANY E			6622 648 1233 4585 420 15895 2465 319 250 6541 2132 110		6325

IMPORTS BY COMMODITIES AND COUNTRIES

Commodity and Country	JANUARY 1961				Class Number
	Quantity	Value (\$)	Quantity	Value (\$)	
262 HUNGARY		369			
559 JAPAN		5897			
990 U STATES		437292			
		484778			

IMPORTS BY COMMODITIES AND COUNTRIES

Commodity and Country	JANUARY 1961		Quantity	Value (\$)	Class Number
	Quantity	Value (\$)			
<u>GROUP 7</u>					
<u>NON METALLIC MINERALS</u>					
ASBESTOS PACKING					
1 U KINGDOM	LB	7 496	5 252		7001
990 U STATES		2 0241	2 3974		
		2 7737	2 9226		
VEHICLE BRAKE LININGS ASBESTOS					7002
1 U KINGDOM			13 911		
55 GERMANY W			3 403		
990 U STATES			42 057		
			59 371		
ASBESTOS MANUFACTURES N O P					7003
1 U KINGDOM			31 751		
44 BELG LUX			20 507		
54 FRANCE			223		
990 U STATES			126 748		
			179 229		
VEHICLE CLUTCH FACING ASBESTOS					7004
55 GERMANY W			729		
990 U STATES			19238		
			19967		
BRAKE LININGS AND FACINGS NOP					7005
990 U STATES			10 177		
			10 177		
CHINA CLAY GROUND					7011
1 U KINGDOM	CWT	3 0289	27 479		
990 U STATES		16 1889	158 881		
		19 2178	186 360		
FIRE CLAY GROUND					7012
990 U STATES	CWT	38 752	21 418		
		38 752	21 418		
PIPE CLAY GROUND					7013
990 U STATES	CWT	2 4106	2 406		
		2 4106	2 406		
CLAYS N O P GROUND					7014
990 U STATES			31 690		
			31 690		
ZIRCONIUM SILICATE					7015
990 U STATES			33 900		
			33 900		
ZIRCONIUM OXIDE					7016
990 U STATES			273		
			273		
SAGGARS FOR CERAMIC PRODUCTS					7017
990 U STATES			1 016		
			1 016		
ACTIVATED CLAY TO REFINE OILS					7018
990 U STATES			78 136		
			78 136		
GRDG FOR REFRACTORY MATERIALS					7019
990 U STATES	TON	868	33 339		
		868	33 339		
BRICK BUILDING GLAZED					7020
990 U STATES	M	448	36 418		
		448	36 418		
BRICK BUILDING N O P					7021
990 U STATES	M	1521	83 764		
		1521	83 764		
BRICK FIRE CHROME					7022
990 U STATES			99 544		
			99 544		
BRICK FIRE MAGNESITE					7023
990 U STATES			38 993		
			38 993		
BRICK FIRE 90 PER CENT SILICA					7024
990 U STATES			105 649		
			105 649		
BRICK FIRE 100 DOL THOUSAND					7025
1 U KINGDOM			589		
990 U STATES			140 874		
			141 463		
BRICK FIRE FURNACE OR KILN					7026
1 U KINGDOM			3 252		
85 SWEDEN			158 68		
990 U STATES			544 058		
			563 178		
BRICK FIRE N O P					7027
1 U KINGDOM			20 759		
49 DENMARK			2 957		
990 U STATES			187 343		
			211 059		
BRICK PAVING					7028
990 U STATES	M	17	1 226		
		17	1 226		
BUILDING BLOCKS BUILDING TILE					7029
1 U KINGDOM			10 502		
44 BELG LUX			1 091		
67 ITALY			1 067		
990 U STATES			700 32		
			826 92		

IMPORTS BY COMMODITIES AND COUNTRIES

Commodity and Country	JANUARY 1961				Class Number
	Quantity	Value (\$)	Quantity	Value (\$)	
DRAIN PIPES SEWER PIPES N O P 1 U KINGDOM 990 U STATES		1657 420 2077			7030
TILES STONE MOSAIC FLOORING 55 GERMANY W 559 JAPAN 990 U STATES		4368 23019 10587 37974			7032
EARTHENWARE TILES FOR ROOFING					7033
TILES EARTHENWARE N O P 1 U KINGDOM 55 GERMANY W 67 ITALY 559 JAPAN 990 U STATES		23479 107 589 55 2509 26739			7034
TILES FLOOR AND WALL EARTHENWARE 1 U KINGDOM 55 GERMANY W 67 ITALY 246 CZECHOSLOVAKIA 559 JAPAN 990 U STATES	SQ FT	109638 14146 11130 4000 209261 5754 353929	20360 1666 4005 576 45892 3792		7035
CHINA AND PORCELAIN WARE N O P 1 U KINGDOM 55 GERMANY W 559 JAPAN 990 U STATES			1242 323 1189 1411 4165		7043
DEMIJOHNS CHURNS CROCKS N O P 990 U STATES			1309 1309		7045
TABLEWARE OF CHINA PORCELAIN 1 U KINGDOM 43 AUSTRIA 49 DENMARK 54 FRANCE 55 GERMANY W 64 IRELAND 67 ITALY 73 NETHERLANDS 85 SWEDEN 86 SWITZERLAND 258 GERMANY E 516 HONG KONG 559 JAPAN 990 U STATES			723647 462 356 1848 10420 75 1984 152 63 105 1023 1260 45539 117299 904233		7046
STONEWARE EARTHENWARE N O P 1 U KINGDOM 43 AUSTRIA 49 DENMARK 54 FRANCE 55 GERMANY W 59 GREECE 67 ITALY 73 NETHERLANDS 82 SPAIN 85 SWEDEN 258 GERMANY E 516 HONG KONG 559 JAPAN 874 MEXICO 990 U STATES			27488 98 2067 1004 14816 424 1865 994 262 556 126 505 52781 399 51218 154603		7047
CHEMICAL STONEWARE ACID RESISTANT 1 U KINGDOM 990 U STATES			216 15628 15844		7048
ARTIFICIAL TEETH NOT MOUNTED 1 U KINGDOM 55 GERMANY W 67 ITALY 73 NETHERLANDS 86 SWITZERLAND 828 TRINIDAD 990 U STATES			367 8399 329 200 1071 2781 127643 136790		7051
BATHS BATHTUBS BASINS ETC N O P 1 U KINGDOM 67 ITALY 559 JAPAN 824 JAMAICA 990 U STATES			57241 4284 8483 234 138630 208872		7052
CRUCIBLES N O P AND COVERS 1 U KINGDOM 55 GERMANY W 427 UNION SOUTH AFRICA 990 U STATES			303 1050 418 9019 10790		7053
INSULATORS ELECTRIC PORCELAIN 1 U KINGDOM			809		7055

IMPORTS BY COMMODITIES AND COUNTRIES

Commodity and Country	JANUARY 1961		Quantity	Value (\$)	Class Number
	Quantity	Value (\$)			
559 JAPAN		287			
990 U STATES		23509			
		24605			
MANUFACTURES OF CLAY N O P					7056
1 U KINGDOM		5650			
990 U STATES		58164			
		63814			
BRIQUETTES OF COAL OR COKE	TON				7060
990 U STATES	1759	25617			
	1759	25617			
ANTHRACITE SCREENINGS	TON				7061
990 U STATES	53	290			
	53	290			
ANTHRACITE DOMESTIC SIZES	TON				7062
990 U STATES	64611	756987			
	64611	756987			
ANTHRACITE SMALLER SIZES N O P	TON				7063
990 U STATES	11961	109271			
	11961	109271			
COAL BITUMINOUS SUB BITUMINOUS	TON				7064
990 U STATES	646182	3254061			
	646182	3254061			
COAL EXWAREHOUSED SHIPS STORES	TON				7066
COAL DUST AND COAL N O P	TON				7067
990 U STATES	749	9525			
	749	9525			
BENZOL	GAL				7070
990 U STATES	611040	339836			
	611040	339836			
COAL TAR CRUDE	GAL				7071
1 U KINGDOM	1150	241			
	1150	241			
COAL PITCH	CWT				7072
1 U KINGDOM	154750	282366			
990 U STATES	143675	299336			
	298425	581702			
CARBOLIC OR HEAVY OIL	GAL				7073
1 U KINGDOM	6326	3117			
990 U STATES	10955	4400			
	17281	7517			
COKE PETROLEUM	TON				7074
990 U STATES	15656	281539			
	15656	281539			
COKE N O P	TON				7077
990 U STATES	14232	283680			
	14232	283680			
GLASS BULB FOR ELECTRONIC TUBE					7078
990 U STATES		343483			
		343483			
DECANTERS AND TUMBLERS					7079
1 U KINGDOM		322			
246 CZECHO S		632			
559 JAPAN		1653			
990 U STATES		33443			
		36050			
LAMP CHIMNEYS					7080
990 U STATES		6622			
		6622			
GLASS PLATES FOR OPTICAL MFR					7081
55 GERMANY W		2754			
990 U STATES		78360			
		81114			
GLASS CARBOYS BOTTLES JARS					7082
1 U KINGDOM		16206			
43 AUSTRIA		380			
54 FRANCE		921			
55 GERMANY W		297			
67 ITALY		291			
73 NETHRLNDS		1199			
262 HUNGARY		385			
516 HONG KONG		98			
559 JAPAN		5276			
990 U STATES		348854			
		373907			
GLASS TABLEWARE CUT GLASS N O P					7083
1 U KINGDOM		29464			
43 AUSTRIA		61			
44 BELG LUX		5413			
49 DENMARK		55			
54 FRANCE		2018			
55 GERMANY W		31150			
64 IRELAND		232			
67 ITALY		1345			
73 NETHRLNDS		1995			
78 PORTUGAL		106			
82 SPAIN		320			
85 SWEDEN		1723			
246 CZECHO S		46794			
258 GERMANY E		1492			
262 HUNGARY		11264			
277 POLAND		131			
559 JAPAN		5605			
990 U STATES		105328			
		244496			

IMPORTS BY COMMODITIES AND COUNTRIES

Commodity and Country	JANUARY 1961		Quantity	Value (\$)	Class Number
	Quantity	Value (\$)			
LAMP BULBS AND TUBING FOR					7084
1 U KINGDOM		260			
54 FRANCE		247			
990 U STATES		225729			
		226236			
GLASS SHADES OR GLOBES					7085
55 GERMANY W		892			
246 CZECHO S		576			
990 U STATES		12249			
		13717			
LENSES GLASS M O P					7086
1 U KINGDOM		575			
43 AUSTRIA		1161			
55 GERMANY W		240			
990 U STATES		31241			
		33217			
FRESNEL TYPE LENSES GLOBES					7087
990 U STATES		22388			
		22388			
MOULDED SHAPES FOR ELECT FIXT					7088
1 U KINGDOM		1759			
43 AUSTRIA		2210			
55 GERMANY W		5156			
73 NETHRLNDS		1129			
85 SWEDEN		113			
246 CZECHO S		1380			
516 HONG KONG		382			
559 JAPAN		811			
990 U STATES		169416			
		182356			
HEAT RESISTING GLASSWARE					7089
1 U KINGDOM		7640			
55 GERMANY W		1563			
990 U STATES		694673			
		703876			
SHEET GLASS OVER 34 OZ SQ FT	SQ FT				7090
1 U KINGDOM	48076	12880			
44 BELG LUX	160566	44889			
54 FRANCE	104743	22227			
55 GERMANY W	198372	48950			
258 GERMANY E	20261	3044			
559 JAPAN	16600	2489			
990 U STATES	135302	38444			
	683920	172923			
SHEET GLASS TRANSPRT TO 34 OZ	SQ FT				7091
1 U KINGDOM	436489	50684			
44 BELG LUX	383912	44388			
54 FRANCE	70306	5635			
55 GERMANY W	673600	56018			
246 CZECHO S	338000	14471			
258 GERMANY E	467600	25525			
277 POLAND	10200	299			
559 JAPAN	107950	4835			
990 U STATES	1400	117			
	2489457	201972			
PLATE GLASS NOT OVER 7 SQ FT	SQ FT				7093
1 U KINGDOM	7911	3722			
44 BELG LUX	7055	2990			
54 FRANCE	2239	1064			
55 GERMANY W	3481	1402			
990 U STATES	5200	2650			
	25886	11828			
PLATE GLASS 7 TO 25 SQ FT	SQ FT				7094
1 U KINGDOM	704778	260725			
44 BELG LUX	28605	16838			
54 FRANCE	7385	3144			
55 GERMANY W	15304	9156			
73 NETHRLNDS	21648	8764			
990 U STATES	111679	59367			
	889399	357994			
PLATE GLASS N O P	SQ FT				7095
1 U KINGDOM	98379	55002			
44 BELG LUX	90194	47388			
54 FRANCE	35354	18300			
55 GERMANY W	35503	18046			
73 NETHRLNDS	1020	449			
990 U STATES	1417880	668056			
	1678330	807241			
LAMINATED GLASS SHEETS	SQ FT				7097
1 U KINGDOM	5402	3135			
44 BELG LUX	2075	1270			
54 FRANCE	269	194			
55 GERMANY W	15352	8423			
990 U STATES	129	1168			
	23227	14190			
GLASS SHEETS WIRED	SQ FT				7099
1 U KINGDOM	22162	7979			
44 BELG LUX	31324	5279			
54 FRANCE	3583	446			
55 GERMANY W	612	515			
73 NETHRLNDS	39319	26570			
990 U STATES	1658	707			
	98658	41496			
GLASS CAST AND SHEET GLASS NOP	SQ FT				7100
1 U KINGDOM	24368	8097			
44 BELG LUX	368	507			

IMPORTS BY COMMODITIES AND COUNTRIES

Commodity and Country	JANUARY 1961		Class	
	Quantity	Value (\$)	Quantity	Value (\$)
55 GERMANY W	6204	2555		
990 U STATES	1269	879		
ORNAMENTAL COLOURED GLASS	32209	12038		
1 U KINGDOM	SQ FT			7111
44 BELG LUX	22988	9080		
55 GERMANY W	20966	3921		
559 JAPAN	2475	385		
990 U STATES	14300	1347		
	4434	3534		
	65163	18267		
PAINTED OBSCURED WHITE GLASS	SQ FT			7112
1 U KINGDOM	88067	16712		
44 BELG LUX	63432	9381		
55 GERMANY W	19826	3749		
559 JAPAN	5530	490		
990 U STATES	37457	13957		
	214312	44289		
STAINED OR ORNAMENTAL WINDOWS				7113
1 U KINGDOM		960		
54 FRANCE		8279		
55 GERMANY W		6412		
385 UAR EGYPT		390		
990 U STATES		2606		
		18647		
MIRRORS OF GLASS FRAMED OR NOT				7114
1 U KINGDOM		7746		
43 AUSTRIA		287		
44 BELG LUX		25620		
55 GERMANY W		8133		
67 ITALY		311		
85 SWEDEN		361		
559 JAPAN		2372		
990 U STATES		60464		
		105294		
VACUUM BOTTLES JUGS AND PARTS	NO			7118
1 U KINGDOM	500	252		
516 HONG KONG	68	113		
990 U STATES	42	420		
	617	785		
INSULATING WINDOW UNITS	NO			7119
1 U KINGDOM	119	4325		
44 BELG LUX	1104	30480		
55 GERMANY W	184	2565		
990 U STATES	682	17557		
	2089	54927		
GLASS BALLS FOR FIBRES OR YARN				7120
990 U STATES		22844		
		22844		
GLASS TO BE CUT OR MOUNTED				7121
44 BELG LUX		6024		
54 FRANCE		1386		
55 GERMANY W		2287		
246 CZECHO S		543		
990 U STATES		11235		
		21475		
GLASS BLANKS FOR REFLECTORS				7122
990 U STATES		37803		
		37803		
BEADS FOR MFR IMITATION PEARLS				7123
43 AUSTRIA		1926		
55 GERMANY W		3774		
559 JAPAN		127		
990 U STATES		219		
		6046		
ARTIFICIAL EYES CONTACT LENSES				7124
990 U STATES		941		
		941		
PHOTOGRAPHIC DRY PLATES				7125
1 U KINGDOM		11124		
990 U STATES		16887		
		28011		
SPECTACLES EYE GLASS LENSES				7126
1 U KINGDOM		4794		
43 AUSTRIA		31486		
54 FRANCE		21312		
55 GERMANY W		3489		
67 ITALY		26034		
516 HONG KONG		869		
559 JAPAN		44393		
990 U STATES		53792		
		186169		
MANUFACTURES OF GLASS N O P				7127
1 U KINGDOM		6888		
43 AUSTRIA		425		
44 BELG LUX		812		
54 FRANCE		1754		
55 GERMANY W		4055		
67 ITALY		7056		
85 SWEDEN		2648		
86 SWITZRLND		515		
246 CZECHO S		5268		
258 GERMANY E		995		
262 HUNGARY		532		
516 HONG KONG		1802		
559 JAPAN		7488		
990 U STATES		183006		
		223244		

IMPORTS BY COMMODITIES AND COUNTRIES

Commodity and Country	JANUARY 1961		Quantity	Value (\$)	Class Number
	Quantity	Value (\$)			
GLASS WOOL OR FIBRE GLASS	L8				7128
1 U KINGDOM	2604	410			
85 SWEDEN	710	541			
990 U STATES	295895	119968			
	299209	120919			
GLASS BLOCKS					7129
990 U STATES		20784			
		20784			
PLUMBAGO NOT GROUND OR MFRD					7131
874 MEXICO		747			
990 U STATES		595			
		1342			
CRUCIBLES PLUMBAGO AND COVERS					7132
1 U KINGDOM		5527			
990 U STATES		8251			
		13778			
PLUMBAGO GROUND AND MFRS NOP					7133
1 U KINGDOM		4391			
55 GERMANY W		5495			
990 U STATES		66917			
		76803			
MICA UNMANUFACTURED	CWT				7138
752 BRAZIL	7	909			
990 U STATES	325	6090			
	332	6999			
MICA MANUFACTURES OF					7139
1 U KINGDOM		359			
874 MEXICO		642			
990 U STATES		26127			
		27128			
ASPHALTUM OR ASPHALT	CWT				7141
990 U STATES	12697	35783			
	12697	35783			
ASPHALTUM OIL FOR PAVING	GAL				7143
OIL FOR CONCENTRATION OF ORES	GAL				7151
990 U STATES	6989	11240			
	6989	11240			
CRUDE PETROLEUM	BBL				7153
319 KUWAIT	1549188	2411746			
323 QATAR	656785	1260009			
347 IRAN	783974	1401596			
369 SAUD ARA B	1748207	4142834			
785 VENEZUELA	6714882	16126523			
828 TRINIDAD	261014	575606			
990 U STATES	64770	162294			
	11778820	26080608			
PETROLEUM TOPS FOR REFINERS	GAL				7154
FUEL OIL EXWARE SHIPS STORES	GAL				7156
876 NETH ANT	150187	12986			
990 U STATES	12500	1942			
	162687	14928			
AVIATION GASOLINE	GAL				7161
990 U STATES	596665	121770			
	596665	121770			
KEROSENE N O P	GAL				7162
1 U KINGDOM	3062949	231007			
990 U STATES	57418	8461			
	3120367	239468			
ENGINE DISTILLATE 8017 OR OVER	GAL				7163
GASOLINE UNDER 8236 SP G N O P	GAL				7164
990 U STATES	1011372	167848			
	1011372	167848			
CASINGHEAD GASOLINE BLENDING	GAL				7165
LUB OILS UNDER 25C PER GAL	GAL				7166
990 U STATES	330598	73395			
	330598	73395			
PETRO LUB OILS 25C GAL OR OVER	GAL				7167
1 U KINGDOM	128	597			
55 GERMANY W	79	236			
73 NETHRLNDS	6900	4968			
86 SWITZRLND	32	307			
990 U STATES	1074345	472506			
	1081484	478614			
OILS MINERAL N O P	GAL				7168
990 U STATES	72407	94821			
	72407	94821			
STOVE OIL NO 1 FUEL OIL	GAL				7171
785 VENEZUELA	678063	60540			
876 NETH ANT	8766830	931857			
990 U STATES	1036845	187805			
	10481738	1180202			
LIGHT FUEL OILS NOS 2 AND 3	GAL				7172
785 VENEZUELA	4007505	388424			
990 U STATES	1600585	190075			
	5608090	578499			
HEAVY FUEL OILS NOS 4 5 AND 6	GAL				7173
785 VENEZUELA	2568805	165038			
876 NETH ANT	10031712	462749			
990 U STATES	11419845	606013			
	24020362	1233800			
DIESEL FUEL	GAL				7174
785 VENEZUELA	3415528	274956			

IMPORTS BY COMMODITIES AND COUNTRIES

Commodity and Country	JANUARY 1961		Quantity	Value (\$)	Class Number
	Quantity	Value (\$)			
876 NETH ANT	3565986	338375			
990 U STATES	269781	33217			
PETROL GREASE LUBRICATING NOP	7251295	646548			7181
1 U KINGDOM	LB 4211	1314			
990 U STATES	1082828	147815			
PETROL JELLIES TOILET MEDICINE	1087039	149129			7182
1 U KINGDOM		127			
990 U STATES		60139			
PARAFFINE WAX	LB	60266			7183
990 U STATES	3077781	212891			
CANDLES PARAFFINE WAX	3077781	212891			7184
55 GERMANY W	LB				
559 JAPAN	300	190			
990 U STATES	26291	5626			
	2838	1468			
	29429	7284			
PRODUCTS OF PETROLEUM N O P	GAL				7185
1 U KINGDOM	2250	924			
990 U STATES	1737400	308792			
LIQUEFIED PETROLEUM GASES	1739650	309716			7186
990 U STATES	GAL 610426	80584			
	610426	80584			
NAPHTHA INCL SOLVENT NAPHTHA	GAL				7187
55 GERMANY W	573	516			
990 U STATES	495020	119867			
	495593	120383			
ARTIFICIAL ABRASIVE GRAINS					7191
1 U KINGDOM		146			
990 U STATES		168735			
DIAMONDS BLACK SORT FOR BORERS		168881			7192
1 U KINGDOM	CARAT 2431	20605			
44 BELG LUX	90	278			
427 UN SO AFR	2875	11994			
990 U STATES	42755	218429			
	48151	251306			
DIATOMACEOUS EARTH	CWT				7193
990 U STATES	44305	96034			
EMERY IN BULK	44305	96034			7194
990 U STATES		12523			
		12523			
GRINDING WHEELS BONDED					7195
1 U KINGDOM		26214			
44 BELG LUX		538			
54 FRANCE		258			
55 GERMANY W		12032			
67 ITALY		1043			
73 NETHRLNDS		81			
76 NORWAY		946			
85 SWEDEN		70			
86 SWITZRLND		173			
990 U STATES		109855			
		151210			
GRINDING STONES BLOCKS BONDED					7196
1 U KINGDOM		240			
55 GERMANY W		99			
85 SWEDEN		954			
990 U STATES		28990			
		30283			
GRINDSTONES N O P	NO				7199
PUMICE PUMICE STONE LAVA TUSA					7200
67 ITALY		403			
990 U STATES		5987			
		6390			
COATED ABRASIVE PAPER CLOTH					7202
1 U KINGDOM		2559			
55 GERMANY W		6604			
76 NORWAY		108			
990 U STATES		108522			
		117793			
WFRS OF ABRASIVES N O P					7203
1 U KINGDOM		2172			
55 GERMANY W		4221			
67 ITALY		668			
990 U STATES		54843			
		61904			
BUILDING STONE N O P	CWT				7210
1 U KINGDOM	3755	41680			
990 U STATES	35264	44058			
	39019	85738			
GRANITE ROUGH					7215
53 FINLAND		917			
85 SWEDEN		21141			
990 U STATES		5132			
		27190			
GRANITE SAWN					7216
990 U STATES		931			
		931			
GRANITE MANUFACTURES					7218
55 GERMANY W		7035			

IMPORTS BY COMMODITIES AND COUNTRIES

Commodity and Country		JANUARY 1961		Class Number	
		Quantity	Value (\$)		
GYPSUM	85 SWEDEN		1013		
	990 U STATES		21335		
			29383		
LIME	874 MEXICO	TON	5000	14414	7221
	990 U STATES		841	5444	
			5841	19858	
PLASTER OF PARIS WALL PLASTER	1 U KINGDOM	CWT	200	95	7223
	990 U STATES		63129	41845	
			63329	41940	
CEMENT MANUFACTURES N O P	1 U KINGDOM	CWT	1000	488	7224
	55 GERMANY W		55	117	
	990 U STATES		12726	23334	
WHITE PORTLAND CEMENT CLINKER			13781	23939	7226
	990 U STATES			134799	
				134799	
CEMENT PORTLAND STANDARD		CWT	10088	11626	7227
	990 U STATES		10088	11626	
CEMENT WHITE		CWT	2773	3498	7228
	990 U STATES		2773	3498	
CEMENT N O P	1 U KINGDOM	CWT	2643	3869	7229
	44 BELG LUX		875	1330	
	990 U STATES		2004	4493	
MARBLE ROUGH			5522	9692	7230
	1 U KINGDOM	CWT	2103	4310	
	990 U STATES		1151	3208	
MARBLE SAWN			3254	7518	7231
	67 ITALY			2168	
	990 U STATES			18107	
MARBLE FOR TOMBSTONES				20275	7232
	990 U STATES			672	
				672	
MARBLE MANUFACTURES N O P	44 BELG LUX			931	7233
	67 ITALY			4847	
	990 U STATES			9472	
MARBLE ORNAMENTAL FOR CHURCHES				15250	7234
	67 ITALY			1475	
				1475	
ROOFING SLATE		SQ			7235
SLATE MANUFACTURES N O P	67 ITALY			61	7241
	990 U STATES			2113	
				2174	
CURLING STONES AND HANDLES	1 U KINGDOM	PAIR	58	2368	7243
			58	2368	
FELDSPAR		CWT	5416	5592	7254
	990 U STATES		5416	5592	
FLINT AND GROUND FLINT STONE	54 FRANCE	CWT	496	761	7256
	990 U STATES		2593	1512	
			3089	2273	
FLUORSPAR	874 MEXICO	CWT	107724	91647	7257
	990 U STATES		1680	3393	
			109404	95040	
MAG OX AND CARB FOR INSULATION		CWT	1000	4261	7258
	990 U STATES		1000	4261	
PHOSPHATE ROCK	44 BELG LUX	CWT	2200	5441	7261
	559 JAPAN		4410	17245	
	876 NETH ANT		4815	10227	
SILICA SAND	990 U STATES		557073	311908	7263
			568498	344821	
SAND AND GRAVEL N O P		CWT	860707	165373	7264
	990 U STATES		860707	165373	
SILEX OR CRYSTALLIZED QUARTZ		TON	11513	14696	7265
	990 U STATES		11513	14696	
TALC OR SOAPSTONE	752 BRAZIL	CWT	4	2193	7266
	990 U STATES		5909	5278	
			5913	7471	
WHITING GILDERS PARIS WHITE		CWT	20821	41511	7268
	1 U KINGDOM		20821	41511	
	990 U STATES				
WHITING GILDERS		CWT	1232	909	7269
	990 U STATES		8093	16164	
			9325	17073	

IMPORTS BY COMMODITIES AND COUNTRIES

Commodity and Country	JANUARY 1961		Quantity	Value (\$)	Class Number
	Quantity	Value (\$)			
STONE AND MANUFACTURES N O P					7270
553 CHINA COM		168			
990 U STATES		6895			
		7063			
ROOFING GRANULES					7271
990 U STATES	CWT	85918		77905	
		85918		77905	
STONE CRUSHED					7272
990 U STATES	TON	6432		31764	
		6432		31764	
QUARTZ PIEZO ELECTRIC					7273
752 BRAZIL	LB	660		3892	
990 U STATES		459		21696	
		1119		25588	
MAGNESIA DEAD BURNED SINTERED					7274
990 U STATES	CWT	6300		47196	
		6300		47196	
MAGNESIA CAUSTIC CALCINED					7275
43 AUSTRIA	CWT	300		792	
990 U STATES		3915		13377	
		4215		14169	
ELECTRIC OR BLAST FURNACE SLAG					7280
990 U STATES	CWT	56789		6548	
		56789		6548	
BARYTES					7281
55 GERMANY W	CWT	400		626	
990 U STATES		2974		7366	
		3374		7992	
CARBONS 3 TO 35 INCHES CIRCUM					7282
1 U KINGDOM				2602	
54 FRANCE				437	
559 JAPAN				684	
990 U STATES				41896	
				45619	
CARBONS OVER 35 INCHES CIRCUM					7283
1 U KINGDOM				23053	
54 FRANCE				19298	
55 GERMANY W				368	
559 JAPAN				87158	
990 U STATES				2198	
				132075	
ELECTRIC LIGHT CARBONS N O P					7284
1 U KINGDOM	LB	6269		11419	
54 FRANCE		4183		6265	
990 U STATES		272512		43987	
		282964		61671	
CRAYONS					7285
1 U KINGDOM				1260	
54 FRANCE				269	
55 GERMANY W				473	
559 JAPAN				1038	
990 U STATES				31690	
				34730	
DIAMONDS UNSET					7286
1 U KINGDOM	CARAT	245		68369	
44 BELG LUX		2378		325164	
73 NETHRLNDS		82		31220	
355 ISRAEL		908		83614	
427 UN SO AFR		49		15808	
990 U STATES		412		78275	
		4074		602450	
FOUNDRY FACINGS OF ALL KINDS					7288
990 U STATES				7806	
				7806	
FULLERS EARTH IN BULK ONLY					7289
55 GERMANY W				858	
990 U STATES				10694	
				11552	
GAS IMPORTED BY PIPE LINE					7290
990 U STATES	M C F	10440		2610	
		10440		2610	
INSULATORS ELECTRIC N O P					7291
1 U KINGDOM				5239	
86 SWITZRLND				904	
990 U STATES				33691	
				39834	
MAGNESIA PIPE COVERING					7292
990 U STATES				906	
				906	
MINERAL WDOL					7295
990 U STATES	LB	205260		35461	
		205260		35461	
SALT TABLE					7296
1 U KINGDOM	CWT	100		92	
990 U STATES		2219		4632	
		2319		4724	
SALT FOR FISHERIES					7297
1 U KINGDOM	CWT	448		729	
990 U STATES		11000		2054	
		11448		2783	
SALT IN BULK N O P					7298
874 MEXICO	CWT	258160		16135	
990 U STATES		25413		6569	
		283573		22704	
SALT IN BAGS BARRELS					7299
1 U KINGDOM	CWT	888		869	

IMPORTS BY COMMODITIES AND COUNTRIES

Commodity and Country	JANUARY 1961		Quantity	Value (\$)	Class Number
	Quantity	Value (\$)			
990 U STATES	15414	16914			
SULPHUR AND BRIMSTONE	16302	17783			
990 U STATES	CWT				7300
	119400	129321			
MINERAL SUBSTANCES N O P	119400	129321			
1 U KINGDOM		12187			7301
54 FRANCE		2774			
55 GERMANY W		1453			
67 ITALY		637			
85 SWEDEN		8567			
559 JAPAN		1484			
990 U STATES		440392			
VERMICULITE CRUDE		467494			
427 UN SO AFR		2413			7302
990 U STATES		26685			
ANDALUSITE KYANITE MULLITE ETC		29098			
990 U STATES	CWT				7304
	1261	5997			
DRILLING MUD	1261	5997			
990 U STATES	CWT				7305
	22704	25123			
TILES FLOOR AND WALL VINYL	22704	25123			
1 U KINGDOM	SQ FT				7310
	301814	41287			
559 JAPAN		5778			
990 U STATES		143635			
	513449	80919			
TILES FLOOR AND WALL ASPHALT	SQ FT				7311
990 U STATES	31362	2926			
	31362	2926			
TILES FLOOR AND WALL N O P	SQ FT				7312
1 U KINGDOM	2219786	203849			
55 GERMANY W	14036	903			
990 U STATES	77812	15490			
	2311634	220242			
ACOUSTIC AND CEILING TILES	SQ FT				7315
53 FINLAND	39060	2058			
85 SWEDEN	194133	10167			
990 U STATES	1436712	245825			
	1669905	258050			

IMPORTS BY COMMODITIES AND COUNTRIES

Commodity and Country	JANUARY 1961		Quantity	Value (\$)	Class Number
	Quantity	Value (\$)			
<u>GROUP B</u>					
<u>CHEMICALS AND ALLIED PRODUCTS</u>					
ACID BORACIC 25 LBS OR OVER 990 U STATES	LB	348400	20447		8001
		348400	20447		
ACID HYDROFLUOSILICIC 990 U STATES	LB	15290	1255		8002
		15290	1255		
ACID MURIATIC 990 U STATES	LB	145538	2423		8003
		145538	2423		
ACETYSALICYLIC ACID 1 U KINGDOM 54 FRANCE 990 U STATES	LB	126224	71930		8004
		10000	4286		
		300	194		
		136524	76410		
ACID NITRIC 990 U STATES	LB	18042	2083		8005
		18042	2083		
ACID PHOSPHORIC	LB				8006
ACID SULPHURIC 990 U STATES	LB	1407563	12431		8008
		1407563	12431		
ACID LACTIC 1 U KINGDOM	LB	2750	732		8009
		2750	732		
ACID NICOTINIC 49 DENMARK 990 U STATES	LB	330	472		8010
		6162	8698		
		6492	9170		
SALICYLIC ACID 54 FRANCE 990 U STATES	LB	560	151		8011
		710	295		
		1270	446		
ACID ACETIC AND PYROLIGNEOUS 990 U STATES	GAL	15	146		8012
		15	146		
ACID CRESYLIC 1 U KINGDOM 990 U STATES	LB	9522	629		8015
		84633	9790		
		94155	10419		
XANTHATES FOR ORES 55 GERMANY W 990 U STATES	LB	11023	1747		8016
		245200	69965		
		256223	71712		
ACID OXALIC 55 GERMANY W	LB	14355	1760		8017
		14355	1760		
ACID TANNIC 990 U STATES	LB	1875	2132		8020
		1875	2132		
TARTARIC ACID CRYSTAL OR POWD 1 U KINGDOM 990 U STATES	LB	83000	30927		8021
		630	270		
		83630	31197		
ACIDS M O P 1 U KINGDOM 49 DENMARK 54 FRANCE 55 GERMANY W 86 SWITZRLND 758 COLOMBIA 990 U STATES	LB	68180	17816		8022
		29984	6327		
		28614	7645		
		8178	7055		
		10747	8097		
		30738	3031		
		422717	110641		
		599158	160612		
ACID ARSENIC 990 U STATES	LB	102622	3997		8023
		102622	3997		
ASCORBIC ACID 55 GERMANY W 990 U STATES			11774		8024
			23931		
			35705		
ACID FORMIC 73 NETHRLNDS	LB	6160	512		8025
		6160	512		
ACID CHROMIC 1 U KINGDOM 55 GERMANY W 990 U STATES	LB	10000	3111		8026
		4409	1238		
		151700	41436		
		166109	45785		
ACID CARBOLIC OR PHENOL 990 U STATES	LB	521510	86037		8027
		521510	86037		
AMYL ALCOHOL 990 U STATES	GAL	13334	19092		8032
		13334	19092		
BUTYL ALCOHOL 990 U STATES	LB	3700	587		8034
		3700	587		
METHYL ETHYL KETONE ETC 990 U STATES	LB	136422	17238		8035
		136422	17238		

IMPORTS BY COMMODITIES AND COUNTRIES

Commodity and Country	JANUARY 1961		Quantity	Value (\$)	Class Number
	Quantity	Value (\$)			
ETHYL AND METHYL ALCOHOL 990 U STATES	GAL	879	1725		8036
ISOPROPYL ALCOHOL 990 U STATES	GAL	421	255		8038
CELLULOSE ACETATE PHOTO FILM 990 U STATES			105955		8046
CAFFEINE AND SALTS 86 SWITZRLND 990 U STATES	LB	4400	8111		8052
COCAINE	OZ	202	284		8053
CODEINE AND SALTS 1 U KINGDOM 55 GERMANY W	OZ	19454	96413		8054
OPIUM AND DERIVATIVES N O P 990 U STATES	OZ	22	206		8056
QUININE SALTS	OZ	22	206		8059
PREPARATIONS WEED KILLING 86 SWITZRLND 990 U STATES			18550		8069
NICOTINE AND SALT FOR SPRAYING 1 U KINGDOM	LB	5000	6651		8070
CHLOROPICRIN INSECTICIDES 990 U STATES			1371		8071
SPRAYS IN PKGS NOT OVER 3 LBS 1 U KINGDOM 559 JAPAN 990 U STATES			7417		8072
DISINFECTANTS DIPS SPRAYS NOP 1 U KINGDOM 54 FRANCE 55 GERMANY W 73 NETHRLNDS 990 U STATES			54291		8073
MEDICINAL PREPARATIONS ORY 1 U KINGDOM 49 DENMARK 54 FRANCE 55 GERMANY W 67 ITALY 73 NETHRLNDS 86 SWITZRLND 355 ISRAEL 516 HONG KONG 559 JAPAN 990 U STATES			85846		8074
MEDICINAL PREPARATIONS LIQUID 1 U KINGDOM 54 FRANCE 55 GERMANY W 990 U STATES			2264		8075
MEDICINAL PREPARATIONS OTHER 1 U KINGDOM 54 FRANCE 516 HONG KONG 990 U STATES			14084		8076
MENTHOL NATURAL OR SYNTHETIC 55 GERMANY W 578 TAIWAN 752 BRAZIL 990 U STATES			1658		8078
PAPPAINE 990 U STATES			147930		8079
SPIRITS AND STRONG WATERS NOP 1 U KINGDOM 516 HONG KONG 990 U STATES	GAL	2	63		8081
EXTRACT OF CASCARA SAGRADA 990 U STATES			3417		8082
PENICILLIN AND PRODUCTS 1 U KINGDOM 49 DENMARK 990 U STATES			1753		8083
STREPTOMYCIN AND PRODUCTS 1 U KINGDOM 49 DENMARK			5233		8084

IMPORTS BY COMMODITIES AND COUNTRIES

Commodity and Country	JANUARY 1961		Quantity	Value (\$)	Class Number
	Quantity	Value (\$)			
990 U STATES		28636			
SULPHA DRUGS		44565			8085
1 U KINGDOM		904			
49 DENMARK		4063			
55 GERMANY W		137			
73 NETHRLNDS		4384			
86 SWITZRLND		59893			
990 U STATES		47880			
ANTIBIOTICS N O P		117261			8086
1 U KINGDOM		50273			
49 DENMARK		5912			
55 GERMANY W		1613			
67 ITALY		6258			
990 U STATES		475589			
ANILINE DYES 1 LB OR OVER		539645			8091
1 U KINGDOM	LB				
54 FRANCE	149762	126357			
55 GERMANY W	17703	18213			
67 ITALY	78249	114996			
73 NETHRLNDS	6694	3319			
86 SWITZRLND	2702	4657			
990 U STATES	51297	98145			
ANILINE AND COAL TAR DYES NOP	335166	426464			
990 U STATES	641573	792151			8092
ANILINE OIL SALTS ALIZARIN	LB				8094
1 U KINGDOM	3	1828			
86 SWITZRLND	3	1828			
990 U STATES					
COAL TAR BASE OR SALT FOR DYES	LB				8095
1 U KINGDOM	100	355			
55 GERMANY W	250	101			
67 ITALY	900	133			
990 U STATES	1250	589			
CHEM COMP FOR DYEING TANNING NOP	LB				8104
1 U KINGDOM	1801	3352			
49 DENMARK	6511	4555			
55 GERMANY W	500	588			
86 SWITZRLND	26786	22200			
990 U STATES	35598	30695			
BASIC CHROMIC SULPHATE	CWT				8105
1 U KINGDOM	55	649			
990 U STATES	3945	40480			
INDIGO INDIGO PASTE OR EXTRACT	4000	41129			8106
LOGWOOD AND FUSTIC EXTRACT	CWT				8109
990 U STATES	37	1535			
QUEBRACHO EXTRACT	37	1535			8111
744 ARGENTINA	CWT				8113
990 U STATES	3554	19497			
TERRA JAPONICA GAMBIER CUTCH	1312	9557			
1 U KINGDOM	4866	29054			
TURMERIC	CWT				8114
519 INDIA	682	5547			
NON EDIBLE SEEDS BEANS NUTS	682	5547			8115
1 U KINGDOM	CWT				8116
990 U STATES	67	801			
CHESTNUT EXTRACT	67	801			8117
SPRUCE EXTRACT	CWT				8118
MYROBALAN EXTRACT	CWT				8119
WATTLE EXTRACT	CWT				8121
EXTRACTS N O P DYEING TANNING	CWT				8131
990 U STATES	519	17254			
BINITROTOLUOL FOR EXPLOSIVES	519	17254			8132
NITRATE COMPOUNDS NOP FOR EXPL	LB				8133
990 U STATES	45600	5111			
BLASTING AND MINING POWDER	45600	5111			8134
DYNAMITE AND NITRO GLYCERINE	LB				8135
FIREWORKS FIRECRACKERS	LB				
1 U KINGDOM		2321			
55 GERMANY W		727			
516 HONG KONG		20498			
990 U STATES		188			
		23734			

IMPORTS BY COMMODITIES AND COUNTRIES

Commodity and Country	JANUARY 1961		Quantity	Value (\$)	Class Number
	Quantity	Value (\$)			
FUSE NON METALLIC					8136
990 U STATES		639			
		639			
GUN RIFLE SPORTING POWDER	LB				8137
990 U STATES	43307	48754			
	43307	48754			
EXPLOSIVES N O P	LB				8138
990 U STATES	120177	33376			
	120177	33376			
NITROGEN SOLUTION	CWT				8149
990 U STATES	60816	184524			
	60816	184524			
NITROGEN FERTILIZER N O P	CWT				8150
AMMONIUM SULPHATE	CWT				8151
990 U STATES	3531	6741			
	3531	6741			
BASIC SLAG	CWT				8152
POTASH MURIATE OF	CWT				8155
54 FRANCE	26455	29150			
55 GERMANY W	31400	42272			
990 U STATES	188416	207354			
	246271	278776			
POTASH SULPHATE OF	CWT				8156
990 U STATES	29571	57072			
	29571	57072			
SOOA NITRATE OR CUBIC NITRE	CWT				8157
755 CHILE	3620	8380			
990 U STATES	3405	8837			
	7025	17217			
TRIPLE SUPERPHOSPHATE	CWT				8161
990 U STATES	20949	52915			
	20949	52915			
SUPERPHOSPHATE N O P	CWT				8162
990 U STATES	154163	140724			
	154163	140724			
PHOSPHATE FERTILIZER N O P	CWT				8163
990 U STATES	847	4204			
	847	4204			
SULPHATE OF POTASH MAGNESIA	CWT				8164
990 U STATES	7828	5487			
	7828	5487			
FERTILIZER MIXED	CWT				8166
1 U KINGDOM	22	1372			
990 U STATES	3962	48659			
	3984	50031			
FERTILIZER MATERIALS N O P	CWT				8167
559 JAPAN	2000	7355			
990 U STATES	13829	27593			
	15829	34948			
LITHARGE	CWT				8171
1 U KINGDOM	40	628			
990 U STATES	779	10704			
	819	11332			
LEAD RED DRY ORANGE MINERAL	LB				8172
1 U KINGDOM	12000	1506			
	12000	1506			
LEAO WHITE	LB				8173
ANTIMONY OXIDE	LB				8179
LAMP BLACK	LB				8180
990 U STATES	16213	3397			
	16213	3397			
TITANIUM OXIDE	LB				8181
1 U KINGDOM	1836984	397242			
246 CZECHO S	15000	2575			
990 U STATES	2081355	230798			
	3933339	630615			
CARBON BLACK	LB				8182
990 U STATES	1892911	170118			
	1892911	170118			
BONE BLACK AND IVORY BLACK	LB				8183
990 U STATES	11000	2200			
	11000	2200			
BLANC FIXE AND SATIN WHITE	LB				8184
1 U KINGDOM	5839	2072			
990 U STATES	117836	4687			
	123675	6759			
BRONZE POWDER	LB				8185
55 GERMANY W	1100	988			
990 U STATES	352	342			
	1452	1330			
LITHOPONE	LB				8186
1 U KINGDOM	6720	421			
73 METHRLNOS	40000	2114			
990 U STATES	49200	5067			
	95920	7602			
OXIDE OF COBALT	LB				8187
OXIDE OF COPPER	LB				8188
990 U STATES	400	136			
	400	136			
OXIDES FILLERS COLOURS DRY MOP	LB				8189
1 U KINGDOM	72188	42656			

IMPORTS BY COMMODITIES AND COUNTRIES

Commodity and Country	JANUARY 1961		Quantity	Value (\$)	Class Number
	Quantity	Value (\$)			
49 DENMARK	7805	9743			
54 FRANCE	231	1012			
55 GERMANY W	2829	1981			
82 SPAIN	44114	1005			
86 SWITZRLND	550	994			
990 U STATES	638523	213125			
	766240	270516			
PARIS GREEN DRY	LB				8190
990 U STATES	1000	380			
	1000	380			
ULTRAMARINE BLUE DRY OR PULP	LB				8192
1 U KINGDOM	9240	1945			
990 U STATES	5550	1656			
	14790	3601			
ZINC WHITE OXIDE	LB				8193
1 U KINGDOM	63000	7527			
85 SWEDEN	198078	23790			
990 U STATES	87400	12394			
	348478	43711			
OXIDE OF TIN	LB				8194
1 U KINGDOM	448	428			
990 U STATES	100	111			
	548	539			
OCHRES SIENNAS AND UMBERS	LB				8201
1 U KINGDOM	2240	62			
990 U STATES	65100	4843			
	67340	4905			
PUTTY	LB				8202
1 U KINGDOM	215	70			
990 U STATES	38774	9445			
	38989	9515			
ARTISTS AND CHILDRENS COLOURS					8211
1 U KINGDOM		26189			
44 BELG LUX		106			
54 FRANCE		56			
55 GERMANY W		6558			
73 NETHRLNDS		58			
559 JAPAN		743			
990 U STATES		61859			
		95569			
LIQUID FILLERS AND PAINTS NOP	GAL				8213
1 U KINGDOM	424	1762			
55 GERMANY W	937	3004			
85 SWEDEN	31	127			
990 U STATES	42202	201657			
	43594	206550			
SPIRIT VARNISHES AND LACQUERS	GAL				8214
1 U KINGDOM	299	1322			
55 GERMANY W	868	5442			
85 SWEDEN	59	467			
86 SWITZRLND	16	125			
990 U STATES	7984	46046			
	9226	53402			
STAINS AND OXIDES	LB				8215
1 U KINGDOM	12564	5114			
990 U STATES	16432	19769			
	28996	24883			
VARNISHES LACQUERS JAPANS NOP	GAL				8216
1 U KINGDOM	946	4482			
55 GERMANY W	42	94			
990 U STATES	20229	81102			
	21217	85678			
ALCOHOLIC PERFUMES UNDER 4 OZ					8221
1 U KINGDOM		1816			
54 FRANCE		7037			
55 GERMANY W		1753			
67 ITALY		102			
82 SPAIN		258			
990 U STATES		9892			
		20858			
ALCOHOLIC PERFUMES OVER 4 OZ	GAL				8222
54 FRANCE	7	1033			
55 GERMANY W	53	617			
990 U STATES	18	622			
	78	2272			
PERFUMERY TOILET PREPARATIONS					8224
1 U KINGDOM		6270			
54 FRANCE		8083			
55 GERMANY W		3588			
67 ITALY		295			
73 NETHRLNDS		997			
85 SWEODEN		85			
86 SWITZRLND		108			
990 U STATES		88290			
		107716			
COMMON OR LAUNDRY SOAP	LB				8232
73 NETHRLNDS	1200	123			
990 U STATES	34850	5516			
	36050	5639			
LIQUID SOAP	LB				8234
73 NETHRLNDS	172	189			
990 U STATES	154241	37995			
	154413	38184			
SOAP POWDERS AND FLAKES	LB				8235
1 U KINGDOM	6960	617			
990 U STATES	304452	40611			
	311412	41228			

IMPORTS BY COMMODITIES AND COUNTRIES

Commodity and Country	JANUARY 1961		Quantity	Value (\$)	Class Number
	Quantity	Value (\$)			
TOILET SOAP					8236
	1 U KINGDOM			3324	
	54 FRANCE			220	
	55 GERMANY W			1119	
	73 NETHRLNDS			120	
	85 SWEDEN			79	
	990 U STATES			9623	
				14485	
SOAP N O P					8238
	1 U KINGDOM			70	
	990 U STATES			11491	
				11561	
ALUM IN BULK NOT CALCINED					8251
	CWT				
	1 U KINGDOM	100		340	
	990 U STATES	405		2006	
		505		2346	
CHLORIDE OF ALUMINUM					8252
	CWT				
	990 U STATES	677		3336	
		677		3336	
SULPHATE OF IRON COPPERAS					8253
	CWT				
	559 JAPAN	456		208	
	990 U STATES	1200		3213	
		1656		3421	
SULPHATE OF ALUMINA ALUM CAKE					8254
	CWT				
	990 U STATES	3582		7504	
		3582		7504	
AMMONIA NITRATE					8261
	990 U STATES				
	LB	6940		836	
		6940		836	
SAL AMMONIAC					8262
	990 U STATES				
	LB	830		142	
		830		142	
SAL AMMONIAC SKIMMINGS					8263
	990 U STATES				
	LB	1149		288	
		1149		288	
AMMONIA COMPOUNDS N O P					8264
	1 U KINGDOM	25168		6567	
	55 GERMANY W	24200		843	
	990 U STATES	343975		56782	
		393343		64192	
AMMONIA ANHYDROUS					8265
	990 U STATES				
	LB	569450		20744	
		569450		20744	
ANTIMONY SALTS TARTAR EMETIC					8271
	990 U STATES				
	LB	1723		1065	
		1723		1065	
COPPER SULPHATE					8275
	990 U STATES				
	LB	47238		5575	
		47238		5575	
TIN BICHLORIDE TIN CRYSTALS					8277
	990 U STATES				
	LB	354		428	
		354		428	
ZINC CHLORIDE					8278
	990 U STATES				
	LB	2979		1064	
		2979		1064	
ZINC SULPHATE					8279
	44 BELG LUX	30000		1318	
	990 U STATES	600		131	
		30600		1449	
BISMUTH SALTS					8291
	1 U KINGDOM	465		1105	
		465		1105	
LEAD ACETATE NOT GROUND					8292
	990 U STATES				
	LB	515		166	
		515		166	
LEAD ARSENATE					8293
	LB				
LEAD NITRATE NOT GROUND					8294
	1 U KINGDOM	40000		4438	
	990 U STATES	5200		1150	
		45200		5588	
BROMINE					8301
	990 U STATES				
	LB	3903		1688	
		3903		1688	
CHLORINE LIQUID CHLORINE GAS					8303
	990 U STATES				
	LB	1477250		43318	
		1477250		43318	
IODINE CRUDE					8304
	755 CHILE	10903		11962	
	990 U STATES	1616		1607	
		12519		13569	
IODIZED SALTS FOR ANIMALS					8305
	990 U STATES				
				303	
				303	
CALCIUM ARSENATE					8311
	LB				
CALCIUM CHLORIDE					8315
	990 U STATES				
	CWT	15178		27210	
		15178		27210	
CHLORIDE OF LIME					8316
	990 U STATES				
	CWT	1203		13313	
		1203		13313	
CALCIUM MOLYBDATE					8318
	LB				
CALCIUM COMPDS NOP EXC CITRATE					8319
	1 U KINGDOM	8736		320	

IMPORTS BY COMMODITIES AND COUNTRIES

Commodity and Country	JANUARY 1961		Quantity	Value (\$)	Class Number
	Quantity	Value (\$)			
49 DENMARK	600	312			
86 SWITZRLND	220	1064			
990 U STATES	625742	66065			
CREAM OF TARTAR IN CRYSTALS	635298	67761			
1 U KINGDOM	LB 1000	287			8322
POTASH AND PEARL ASH	1000	287			
990 U STATES	LB 56040	4769			8323
POTASH BICHROMATE	56040	4769			
990 U STATES	LB 5300	890			8326
POTASH CAUSTIC	5300	890			
54 FRANCE	LB 52787	3876			8327
55 GERMANY W	18056	1652			
990 U STATES	196759	16653			
POTASH CHLORATE GROUND	287602	22181			
990 U STATES	LB 4000	745			8329
POTASH RED OR YELLOW PRUSSIAN	4000	745			
990 U STATES	LB 429	413			8330
POTASH NITRATE OR SALTPETRE	429	413			
POTASH COMPOUNDS N O P	LB				8332
1 U KINGDOM	1878	2446			
54 FRANCE	1000	1123			
55 GERMANY W	220	276			
990 U STATES	858161	83104			
CLEANING COMPOUNDS SODIUM BASE	861259	86949			
990 U STATES	LB 2025376	299920			8337
SODA BENZOATE	2025376	299920			
SODA BROMIDE	LB				8338
990 U STATES	LB 800	282			8339
SODA CITRATE	800	282			
BORAX	LB				8340
990 U STATES	1229500	38294			8342
GLAUBER SALTS	1229500	38294			
990 U STATES	LB 10900	339			8343
SODA ARSENIATE BINARSENATE	10900	339			
990 U STATES	LB 2150	1444			8344
SODA ASH OR BARILLA	2150	1444			
1 U KINGDOM	LB 444800	7364			8345
990 U STATES	1690895	29433			
SODA BICARBONATE	2135695	36797			
1 U KINGDOM	LB 340000	6586			8346
990 U STATES	928600	24695			
SODA BICHROMATE	1268600	31281			
1 U KINGDOM	LB 82560	10606			8347
990 U STATES	282345	32048			
SODA BISULPHATE OR NITRE CAKE	364905	42654			
990 U STATES	LB 315115	6635			8348
SODA BISULPHITE	315115	6635			
1 U KINGDOM	LB 80000	4495			8349
990 U STATES	11000	533			
SODA CAUSTIC N O P	91000	5028			
1 U KINGDOM	LB 33600	1562			8350
990 U STATES	368747	20541			
SODA CAUSTIC IN SOLUTION	402347	22103			
990 U STATES	LB 1874767	25338			8352
SODA CHLORATE	1874767	25338			
SODIUM CYANIDE	LB				8353
1 U KINGDOM	408080	52349			8354
990 U STATES	39500	6891			
SODIUM GLUTAMATE	447580	59240			
54 FRANCE	LB 52804	39436			8355
67 ITALY	11023	9676			
73 NETHRLNDS	15000	11478			
990 U STATES	37747	41442			
SODA HYPOSULPHITE	116574	102032			
990 U STATES	LB 32000	1925			8356
SODA NITRITE	32000	1925			
1 U KINGDOM	LB 29120	1184			8357
990 U STATES	535	59			
	29655	1243			

IMPORTS BY COMMODITIES AND COUNTRIES

Commodity and Country	JANUARY 1961		Quantity	Value (\$)	Class Number
	Quantity	Value (\$)			
SODA PEROXIDE	1 U KINGDOM	LB	24000	3433	8358
			24000	3433	
SODA PHOSPHATE N O P	990 U STATES	LB	785172	97599	8359
			785172	97599	
SODA PRUSSATE	990 U STATES	LB	34000	4672	8360
			34000	4672	
SODA SAL	1 U KINGDOM	LB	10000	141	8361
			10000	141	
SODA SILICATE	1 U KINGDOM	LB	12000	439	8362
	85 SWEDEN		20900	841	
	990 U STATES		718098	34473	
			750998	35753	
SODA SULPHATE CRUDE SALT CAKE	990 U STATES	LB	11351880	86736	8363
			11351880	86736	
SODA SULPHIDE	1 U KINGDOM	LB	11760	611	8364
	990 U STATES		232510	12516	
			244270	13127	
SODA SULPHITE	990 U STATES	LB	1033224	26976	8365
			1033224	26976	
SODIUM COMPOUNDS N O P	1 U KINGDOM	LB	325949	41811	8366
	54 FRANCE		75	194	
	55 GERMANY W		82468	17494	
	67 ITALY		3572	2034	
	73 NETHRLNDS		24352	3458	
	85 SWEDEN		13768	3241	
	559 JAPAN		1000	659	
	990 U STATES		2002883	192802	
			2454067	261693	
SODA PHOSPHATE TRISODIUM	990 U STATES	LB	259515	18937	8368
			259515	18937	
SODA FLUORIDE	1 U KINGDOM	LB	4480	495	8369
	559 JAPAN		11023	1177	
	990 U STATES		3045	582	
			18548	2254	
SODA ANTIMONATE	990 U STATES	LB	40000	10241	8370
			40000	10241	
ACID PHOSPHATE NOT MEDICINAL	990 U STATES	LB	205180	20216	8371
			205180	20216	
HYDROGEN PEROXIDES IN SOLUTION	990 U STATES	LB	1948	1889	8373
			1948	1889	
MAGNESIUM CARBONATE	990 U STATES	LB	33150	3072	8374
			33150	3072	
MAGNESIUM SALTS COMPOUNDS NOP	55 GERMANY W	LB	22156	671	8375
	990 U STATES		234302	20696	
			256458	21367	
MAGNESIUM SULPHATE EPSOM SALTS	1 U KINGDOM	LB	11200	310	8376
	55 GERMANY W		33000	325	
	990 U STATES		226000	3594	
			270200	4229	
MERCURY SALTS					8377
PHOSPHORUS AND COMPOUNDS N O P	990 U STATES	LB	27917	6443	8378
			27917	6443	
RADIUM AND COMPOUNDS	1 U KINGDOM			2509	8379
	990 U STATES			15607	
				18116	
MOLYBDENUM OXIDE	990 U STATES	LB	21295	15981	8380
			21295	15981	
ETHYL CHLORIDE	990 U STATES	LB	225372	16564	8388
			225372	16564	
ACETONE	990 U STATES			1446	8389
				1446	
AMYL ACETATE	990 U STATES			222	8391
				222	
BLACKING SHOE LEATHER DRESSING	1 U KINGDOM			15454	8392
	54 FRANCE			98	
	55 GERMANY W			1263	
	73 NETHRLNDS			1081	
	990 U STATES			70281	
				88177	
BLUEING LAUNDRY	990 U STATES			454	8393
				454	

IMPORTS BY COMMODITIES AND COUNTRIES

Commodity and Country	JANUARY 1961		Quantity	Value (\$)	Class Number
	Quantity	Value (\$)			
CAMPHOR NATURAL OR SYNTHETIC 990 U STATES	LB	700	403		8394
		700	403		
CARBON BISULPHIDE N O P 990 U STATES	LB	107100	5569		8395
		107100	5569		
CARBON TETRACHLORIDE	LB				8396
CHLOROFORM	LB				8397
1 U KINGDOM		731	198		
990 U STATES		2539	653		
		3270	851		
CYANIDE OF POTASSIUM 990 U STATES	LB	11581	5031		8398
		11581	5031		
ETHYLENE GLYCOL FOR ANTIFREEZE 990 U STATES	LB	93291	9957		8399
		93291	9957		
ETHYLENE GLYCOL N O P 990 U STATES	LB	32100	4921		8400
		32100	4921		
FORMALDEHYDE 990 U STATES	LB	1555739	60513		8401
		1555739	60513		
GLYCERINE CRUDE 824 JAMAICA 990 U STATES	LB	65784	9259		8402
		486020	82748		
		551804	92007		
GLYCERINE FOR EXPLOSIVES	LB				8403
GLYCERINE N O P 990 U STATES	LB	23400	6506		8404
		23400	6506		
INK PRINTING 1 U KINGDOM 43 AUSTRIA 44 BELG LUX 49 DENMARK 55 GERMANY W 559 JAPAN 990 U STATES	LB	39582	18298		8405
		687	238		
		100	112		
		1523	955		
		13935	8371		
		918	621		
		151155	86107		
		207900	114702		
INK ROTOGRAVURE 990 U STATES	LB	76892	28701		8406
		76892	28701		
INK WRITING 55 GERMANY W 67 ITALY 559 JAPAN 990 U STATES			389		8407
			3086		
			282		
			4489		
			8246		
NAPHTHALENE SOLID	LB				8408
CHEMICALS FOR SYNTHETIC RESINS 990 U STATES	LB	472510	252535		8410
		472510	252535		
SULPHURIC ETHER 990 U STATES	LB	31007	7308		8411
		31007	7308		
THEOBROMINE DIMETHYL SULPHATE	LB				8412
POLISH KNIFE OR OTHER N O P 1 U KINGDOM 55 GERMANY W 990 U STATES			674		8413
			632		
			43508		
			44814		
VANILLIN	LB				8414
ALL OTHER DRUGS CHEMICALS NOP 1 U KINGDOM 43 AUSTRIA 44 BELG LUX 49 DENMARK 54 FRANCE 55 GERMANY W 67 ITALY 73 NETHRLNDS 76 NORWAY 85 SWEDEN 86 SWITZRLND 246 CZECHO S 516 HONG KONG 559 JAPAN 815 BERMUDA 874 MEXICO 990 U STATES			401156		8415
			55		
			5501		
			6480		
			32135		
			109826		
			7760		
			19141		
			10371		
			750		
			160539		
			120		
			3482		
			7778		
			1170		
			914		
			5258328		
			6025506		
PHTHALIC ANHYDRIDE 559 JAPAN 990 U STATES	LB	22046	5828		8416
		84280	15675		
		106326	21503		
LIGNOSULPHONATES 990 U STATES	LB	1147572	32594		8417
		1147572	32594		
MATERIALS NOP FOR PLASTICS 55 GERMANY W			111		8422

IMPORTS BY COMMODITIES AND COUNTRIES

Commodity and Country	JANUARY 1961		Quantity	Value (\$)	Class Number
	Quantity	Value (\$)			
86 SWITZRLND		3262			
990 U STATES		1317359			
CASINGS SYNTHETIC FOR MEATS	LB	1320732			8423
55 GERMANY W	669	1064			
990 U STATES	23652	35889			
TUNGSTEN CARBIDE IN TUBES		24321			8425
1 U KINGDOM		309			
990 U STATES		15026			
BUTADIENE		15335			8428
990 U STATES		379301			
ETHYL BENZENE	GAL	379301			8429
GASOLINE ANTI OXIDANTS	LB				8430
990 U STATES	26425	22893			
SYNTHETIC RESIN GLUE	LB	26425			8431
1 U KINGDOM	1294	414			
55 GERMANY W	1189	623			
559 JAPAN	1995	461			
990 U STATES	201540	72717			
RIBOFLAVIN		206018			8432
990 U STATES		28469			
YEAST DEAD OR INACTIVE	LB	28469			8433
990 U STATES	55835	18370			
CATALYSTS PETROLEUM REFINING		55835			8434
990 U STATES		141641			
FATTY ALCOHOLS		141641			8435
55 GERMANY W		2784			
990 U STATES		106715			
FLUORESCENT COATING OR POWDER	LB	109499			8437
990 U STATES	24053	79003			
CELLULOSE ESTERS NO ADMIXTURE		24053			8500
990 U STATES		251675			
CELLULOSE COMPDS MOULDING ETC		251675			8530
990 U STATES		131854			
CELLULOSE PLASTICS FOAMD EXPND		131854			8550
990 U STATES		2696			
CELLULOSE COMPOUNDS N O P		2696			8570
990 U STATES		4456			
CELLULOSE PLASTIC PRIM SHAPES		4456			8600
1 U KINGDOM		3227			
55 GERMANY W		631			
990 U STATES		174396			
CELLUL PLAST SHAPES REINFORCED		178254			8630
55 GERMANY W		820			
85 SWEDEN		3476			
990 U STATES		26941			
LAMINATD MOULDED CELL PLASTICS		31237			8650
1 U KINGDOM		104			
990 U STATES		18087			
CELL NITRATE ENGRAVING SHEETS		18191			8670
1 U KINGDOM		231			
73 NETHRLNDS		17522			
990 U STATES		1610			
MFRS OF CELLULOSE PLASTICS NOP		19363			8700
1 U KINGDOM		7759			
49 DENMARK		112			
54 FRANCE		500			
55 GERMANY W		1484			
67 ITALY		2752			
516 HONG KONG		914			
559 JAPAN		2260			
990 U STATES		125673			
MFRS OF REGEN CELLULOSE NOP		141454			8720
1 U KINGDOM		20728			
55 GERMANY W		293			
86 SWITZRLND		3832			
559 JAPAN		99			
990 U STATES		97462			
SYNTHETIC RESINS NO ADMIXTURE		122414			8750
1 U KINGDOM		2132			
55 GERMANY W		60307			
67 ITALY		6254			
76 NORWAY		1060			
85 SWEDEN		6328			
86 SWITZRLND		775			

IMPORTS BY COMMODITIES AND COUNTRIES

Commodity and Country	JANUARY 1961				Class Number
	Quantity	Value (\$)	Quantity	Value (\$)	
559 JAPAN		62522			
990 U STATES		1534979			
		1674357			
SYNTHETIC RESINS IN SOLUTIONS					8770
55 GERMANY W		11475			
86 SWITZRLND		62			
990 U STATES		511178			
		522715			
SYNTH RESIN COMPDs MOULDNG ETC					8800
1 U KINGDOM		15170			
55 GERMANY W		2886			
85 SWEDEN		3176			
990 U STATES		428132			
		449364			
SYNTH RESINS FOAMED EXPANDED					8830
55 GERMANY W		8159			
990 U STATES		62524			
		70683			
SYNTH RESIN COMPOSITIONS NOP					8850
55 GERMANY W		410			
990 U STATES		208857			
		209267			
SYNT OR PROT PLAST PRIM SHAPES					8870
1 U KINGDOM		70026			
54 FRANCE		2630			
55 GERMANY W		79192			
73 NETHRLNDS		90			
86 SWITZRLND		265			
559 JAPAN		20975			
990 U STATES		805952			
		979130			
SYNTH RESIN SHAPES REINFORCED					8900
1 U KINGDDM		2310			
990 U STATES		314784			
		317094			
LAMIN PLASTICS SYN RES BONDED					8930
1 U KINGDOM		22231			
49 DENMARK		252			
990 U STATES		50635			
		73118			
MFRS OF SYNT RES OR PROT PLAST					8950
1 U KINGDOM		51691			
43 AUSTRIA		344			
44 BELG LUX		222			
49 DENMARK		603			
54 FRANCE		8210			
55 GERMANY W		31104			
67 ITALY		26940			
73 NETHRLNDS		1796			
85 SWEDEN		480			
86 SWITZRLND		171			
246 CZECHO S		592			
355 ISRAEL		4941			
516 HONG KONG		37267			
519 INDIA		149			
559 JAPAN		12205			
886 P RICO		3389			
990 U STATES		1776048			
		1956152			

IMPORTS BY COMMODITIES AND COUNTRIES

Commodity and Country	JANUARY 1961		Quantity	Value (\$)	Class Number
	Quantity	Value (\$)			
<u>GROUP 9</u>					
<u>MISCELLANEOUS COMMODITIES</u>					
GLOVES PROT HEADGR ATHLETIC NOP					9000
1 U KINGDOM		926			
43 AUSTRIA		780			
54 FRANCE		592			
55 GERMANY W		392			
67 ITALY		132			
86 SWITZRLND		188			
527 PAKISTAN		492			
559 JAPAN		91914			
990 U STATES		1079			
		96495			
BAGATELLE OR OTHER GAME BOARDS					9001
1 U KINGDOM		7359			
55 GERMANY W		239			
67 ITALY		409			
85 SWEDEN		108			
516 HONG KONG		202			
559 JAPAN		378			
990 U STATES		43434			
		52129			
BALLS CUES CUE RACKS CUE TIPS					9002
1 U KINGDOM		2236			
44 BELG LUX		69			
54 FRANCE		364			
67 ITALY		615			
990 U STATES		1575			
		4859			
BALLS TENNIS	DOZ				9004
1 U KINGDOM	3044	7381			
	3044	7381			
BALLS ALL KINDS NOP FOR SPORTS					9005
1 U KINGDOM		3517			
54 FRANCE		484			
55 GERMANY W		223			
516 HONG KONG		96			
527 PAKISTAN		562			
559 JAPAN		5545			
990 U STATES		9868			
		20295			
FILMS X RAY					9006
1 U KINGDOM		342929			
44 BELG LUX		17757			
990 U STATES		223596			
		564282			
GUN COVERS GAME BAGS					9007
990 U STATES		4148			
		4148			
CRICKET BATS BALLS GLOVES					9008
DOLLS					9009
1 U KINGDOM		972			
55 GERMANY W		661			
67 ITALY		2119			
73 NETHRLNDS		64			
277 POLAND		1390			
516 HONG KONG		3297			
553 CHINA COM		895			
559 JAPAN		15107			
990 U STATES		3217			
		27722			
FILMS PHOTOGRAPHERS					9010
1 U KINGDOM		112889			
44 BELG LUX		7031			
54 FRANCE		53			
55 GERMANY W		5990			
67 ITALY		543			
559 JAPAN		112			
990 U STATES		385918			
		512536			
FILMS CINEMATOGRAPH POSITIVES	FEET				9011
1 U KINGDOM	327161	27424			
43 AUSTRIA	27908	2233			
53 FINLAND	6955	556			
54 FRANCE	654525	54669			
55 GERMANY W	4796	378			
67 ITALY	137168	10973			
73 NETHRLNDS	1515	279			
85 SWEDEN	4907	3028			
86 SWITZRLND	2125	281			
246 CZECHO S	6748	540			
287 U S S R	34911	2794			
427 UN SO AFR	579	4990			
559 JAPAN	960	77			
614 AUSTRALIA	8220	1044			
990 U STATES	3869872	328396			
	5088350	437662			
FILMS FOR AERIAL PHOTOGRAPHY					9012
990 U STATES		3956			
		3956			

IMPORTS BY COMMODITIES AND COUNTRIES

Commodity and Country	JANUARY 1961		Quantity	Value (\$)	Class Number
	Quantity	Value (\$)			
FISHING RODS AND PARTS	N O				9013
1 U KINGDOM		59	1263		
49 DENMARK		88	137		
559 JAPAN		15971	13482		
990 U STATES		8012	20657		
		24130	35539		
GOLF CLUBS AND FINISHED PARTS					9014
1 U KINGDOM			9296		
559 JAPAN			648		
990 U STATES			44084		
			54028		
MECHANICAL TOYS OF METAL					9016
1 U KINGDOM			5325		
55 GERMANY W			6772		
559 JAPAN			30736		
990 U STATES			29945		
			72778		
METAL JUVENILE CONSTR SETS					9017
990 U STATES			69		
			69		
TOYS OF ALL KINDS N O P					9018
1 U KINGDOM			56969		
54 FRANCE			315		
55 GERMANY W			3629		
67 ITALY			160		
73 NETHRLNDS			1541		
76 NORWAY			57		
85 SWEDEN			1510		
86 SWITZRLND			142		
258 GERMANY E			1671		
355 ISRAEL			365		
516 HONG KONG			28419		
553 CHINA COM			279		
559 JAPAN			129936		
990 U STATES			166080		
			391073		
SPORTSMENS FISHING TACKLE NOP					9019
1 U KINGDOM			21402		
49 DENMARK			67		
54 FRANCE			24612		
55 GERMANY W			6484		
76 NORWAY			4845		
82 SPAIN			1620		
85 SWEDEN			633		
86 SWITZRLND			404		
246 CZECHO S			664		
516 HONG KONG			651		
559 JAPAN			93988		
990 U STATES			280175		
			435545		
FILMS CINEMATOGRAPH NEGATIVE					9020
44 BELG LUX			36096		
990 U STATES			64265		
			101061		
BRUSHES ARTISTS					9021
1 U KINGDOM			2987		
54 FRANCE			86		
55 GERMANY W			5457		
559 JAPAN			331		
990 U STATES			663		
			9524		
BRUSHES PAINT AND VARNISH					9022
1 U KINGDOM			14622		
73 NETHRLNDS			54		
516 HONG KONG			740		
813 BAHAMAS			3505		
990 U STATES			131		
			19052		
BRUSHES TOOTH					9023
1 U KINGDOM	DOZ	768	1459		
55 GERMANY W		100	153		
990 U STATES		7800	8645		
		8668	10257		
BRUSHES TOILET N O P					9024
1 U KINGDOM			7918		
54 FRANCE			718		
55 GERMANY W			3460		
73 NETHRLNDS			348		
85 SWEDEN			86		
559 JAPAN			3752		
990 U STATES			28439		
			44721		
BRUSHES ALL OTHER N O P					9025
1 U KINGDOM			6182		
54 FRANCE			346		
55 GERMANY W			1858		
73 NETHRLNDS			1326		
86 SWITZRLND			548		
559 JAPAN			387		
990 U STATES			51737		
			62384		
PACKAGES CONTAINING GOODS					9030
1 U KINGDOM			274832		
43 AUSTRIA			1260		
44 BELG LUX			8411		
49 DENMARK			9321		

IMPORTS BY COMMODITIES AND COUNTRIES

Commodity and Country	JANUARY 1961		Quantity	Value (\$)	Class Number
	Quantity	Value (\$)			
53 FINLAND		739			
54 FRANCE		28783			
55 GERMANY W		81612			
59 GREECE		237			
64 IRELAND		616			
67 ITALY		15059			
73 NETHRLNDS		19653			
76 NORWAY		542			
78 PORTUGAL		2861			
82 SPAIN		2092			
85 SWEDEN		13548			
86 SWITZRLND		18585			
246 CZECHO S		10748			
258 GERMANY E		977			
262 HUNGARY		1875			
277 POLAND		1753			
288 YUGO SLAV		1711			
316 CYPRUS		206			
355 ISRAEL		1896			
385 UAR EGYPT		302			
425 TANGANYKA		191			
427 UN SO AFR		2440			
443 ALGERIA		392			
449 CONGO		340			
454 FR EQ AFR		5742			
465 GUINEA		44			
513 CEYLON		383			
516 HONG KONG		28971			
519 INDIA		4308			
524 MALAYA		36			
527 PAKISTAN		8			
553 CHINA COM		19967			
559 JAPAN		152195			
578 TAIWAN		5689			
614 AUSTRALIA		4294			
617 FIJI		272			
622 NEW ZEAL		692			
716 B GUIANA		792			
744 ARGENTINA		4919			
752 BRAZIL		731			
758 COLOMBIA		89			
782 URUGUAY		19			
813 BAHAMAS		2			
822 BARBADOS		499			
824 JAMAICA		4685			
828 TRINIDAD		2060			
848 CUBA		105			
867 HAITI		26			
874 MEXICO		179			
886 P RICO		1162			
990 U STATES		329764			
		1068615			
WATERPROOF PLASTIC FOOTWEAR	PAIR				9048
99D U STATES	34	102			
	34	102			
ELASTIC HOSIERY	OZ PR				9049
1 U KINGDOM	18	483			
990 U STATES	249	14024			
	267	14507			
ORTHOPEDIC APPLIANCES ETC					9050
1 U KINGDOM		1201			
990 U STATES		21358			
		22559			
ARTIFICIAL LIMBS AND PARTS					9053
1 U KINGDOM		1900			
55 GERMANY W		87			
990 U STATES		13419			
		15406			
BEAD ORNAMENTS					9055
1 U KINGDOM		91			
54 FRANCE		118			
990 U STATES		1137			
		1346			
WINDOW SHADES AND BLINDS					9057
559 JAPAN		12225			
990 U STATES		2658			
		14883			
BOOTS SHOES AND SLIPPERS FELT	PAIR				9059
1 U KINGDOM	990	642			
53 FINLAND	34	207			
990 U STATES	276	195			
	1300	1044			
BOOTS SHOES AND SLIPPERS N O P	PAIR				9060
1 U KINGDOM	13260	13675			
43 AUSTRIA	295	684			
49 DENMARK	171	466			
55 GERMANY W	198	248			
67 ITALY	407	684			
73 NETHRLNDS	560	602			
82 SPAIN	141	396			
516 HONG KONG	6654	6710			
559 JAPAN	370552	180397			
990 U STATES	24282	24485			
	416520	228347			
BROOMS AND WHISKS					9061
67 ITALY		1058			

IMPORTS BY COMMODITIES AND COUNTRIES

Commodity and Country	JANUARY 1961		Quantity	Value (\$)	Class Number
	Quantity	Value (\$)			
262 HUNGARY		391			
990 U STATES		1669			
BUTTONS SHOE N O P		3118			9063
990 U STATES		1644			
BUTTONS COLLAR AND CUFF	GROSS				9065
1 U KINGDOM	11	348			
49 DENMARK	4	64			
55 GERMANY W	41	1713			
559 JAPAN	3	85			
990 U STATES	1591	27452			
BUTTONS N O P	GROSS	29662			9066
1 U KINGDOM	1320	3390			
43 AUSTRIA	3	59			
49 DENMARK	645	496			
54 FRANCE	345	456			
55 GERMANY W	2530	4602			
67 ITALY	9399	5655			
73 NETHRLNDS	866	4177			
82 SPAIN	3131	3036			
246 CZECHO S	250	86			
559 JAPAN	86012	33957			
990 U STATES	126888	72058			
CASES BOXES DESKS FANCY	GROSS	134972			9067
1 U KINGDOM		8073			
54 FRANCE		3466			
55 GERMANY W		5318			
67 ITALY		473			
82 SPAIN		657			
85 SWEDEN		1189			
86 SWITZRLND		218			
246 CZECHO S		250			
516 HONG KONG		188			
559 JAPAN		4112			
874 MEXICO		234			
990 U STATES		80305			
COMBS TOILET DRESSING FANCY		104483			9069
1 U KINGDOM		3010			
43 AUSTRIA		780			
55 GERMANY W		2863			
85 SWEDEN		1364			
86 SWITZRLND		1460			
516 HONG KONG		1199			
990 U STATES		3101			
APPLIANCES FOR THE DEAF PARTS		13777			9070
1 U KINGDOM		3595			
49 DENMARK		5501			
55 GERMANY W		1924			
559 JAPAN		798			
990 U STATES		154378			
INSOLES OF ALL KINDS		166196			9072
1 U KINGDOM		2202			
990 U STATES		4243			
JEWELLERY N O P		6445			9073
1 U KINGDOM		7461			
43 AUSTRIA		4660			
49 DENMARK		895			
54 FRANCE		6133			
55 GERMANY W		59230			
67 ITALY		4658			
73 NETHRLNDS		223			
76 NORWAY		306			
82 SPAIN		1214			
86 SWITZRLND		772			
246 CZECHO S		22404			
516 HONG KONG		11680			
559 JAPAN		68430			
583 THAILAND		2488			
874 MEXICO		54			
990 U STATES		156842			
MATTRESSES		347450			9075
1 U KINGDOM		9466			
73 NETHRLNDS		162			
559 JAPAN		3758			
990 U STATES		6359			
PICTURE AND PHOTOGRAPH FRAMES		19745			9076
1 U KINGDOM		902			
44 BELG LUX		583			
55 GERMANY W		783			
67 ITALY		1077			
73 NETHRLNDS		319			
516 HONG KONG		321			
559 JAPAN		562			
990 U STATES		24133			
PORTFOLIOS MUSICAL INSTR CASES		28680			9077
1 U KINGDOM		8648			

IMPORTS BY COMMODITIES AND COUNTRIES

Commodity and Country	JANUARY 1961		Quantity	Value (\$)	Class Number
	Quantity	Value (\$)			
43 AUSTRIA		347			
44 BELG LUX		2502			
49 DENMARK		125			
54 FRANCE		154			
55 GERMANY W		7230			
67 ITALY		4721			
73 NETHRLNDS		4411			
82 SPAIN		868			
85 SWEDEN		367			
86 SWITZRLNO		516			
246 CZECHO S		3430			
258 GERMANY E		710			
516 HONG KONG		342			
559 JAPAN		24790			
990 U STATES		52167			
		111328			
REFRIGERATORS ELECTRIC N O P	NO				9078
1 U KINGDOM		117	6013		
990 U STATES		2955	559142		
		3072	565155		
REFRIGERATORS N O P	NO				9079
990 U STATES		97	5633		
		97	5633		
REGALIA AND BADGES					9080
1 U KINGDOM		3961			
54 FRANCE		3149			
55 GERMANY W		837			
67 ITALY		813			
86 SWITZRLNO		418			
519 INDIA		594			
527 PAKISTAN		415			
559 JAPAN		509			
990 U STATES		3792			
		14488			
SHADES LAMP NOP SHADE HOLDERS					9081
1 U KINGDOM		108			
49 DENMARK		135			
55 GERMANY W		460			
516 HONG KONG		108			
559 JAPAN		409			
990 U STATES		15037			
		16257			
SPECTACLE FRAMES ANO PARTS NOP					9082
1 U KINGDOM		1404			
43 AUSTRIA		13192			
54 FRANCE		11582			
55 GERMANY W		28252			
67 ITALY		2476			
86 SWITZRLNO		402			
559 JAPAN		13003			
990 U STATES		175038			
		245349			
PARTS FOR SPECTACLE FRAMES					9083
990 U STATES		29364			
		29364			
TOBACCO PIPES SMOKERS SETS					9084
1 U KINGDOM		9498			
54 FRANCE		6027			
55 GERMANY W		140			
67 ITALY		11416			
73 NETHRLNDS		69			
516 HONG KONG		341			
559 JAPAN		98			
990 U STATES		10239			
		37828			
TDBACCO POUCHES CIGARETTE CASE					9085
1 U KINGDOM		1827			
54 FRANCE		83			
55 GERMANY W		58			
67 ITALY		56			
516 HONG KONG		537			
990 U STATES		200			
		2761			
TOILET AND MANICURE SETS					9086
1 U KINGDOM		277			
43 AUSTRIA		99			
55 GERMANY W		2916			
990 U STATES		751			
		4043			
TRUNKS AND VALISES					9087
1 U KINGDOM		14194			
55 GERMANY W		2399			
73 NETHRLNDS		347			
85 SWEDEN		450			
559 JAPAN		10844			
990 U STATES		60181			
		88415			
WINDOW SHADE OR BLINO ROLLERS					9090
990 U STATES		716			
		716			
REFRIGERATOR PARTS					9091
1 U KINGDOM		157302			
49 OENMARK		1000			
990 U STATES		886113			
		1044415			

IMPORTS BY COMMODITIES AND COUNTRIES

Commodity and Country	JANUARY 1961		Quantity	Value (\$)	Class Number
	Quantity	Value (\$)			
HOME OR FARM FREEZERS ELECTRIC 990 U STATES	NO				9092
	1341	222020			
	1341	222020			
MINERAL MEDICINAL AERATD WATER 1 U KINGDOM 67 ITALY 990 U STATES				157 317 1479 1953	9103
ACCORDIONS CONCRTNAS MELODEONS 55 GERMANY W 67 ITALY 85 SWEDEN 258 GERMANY E 990 U STATES	NO				9110
	551	15889			
	516	26323			
	2	493			
	128	2531			
	22	2256			
	1219	47492			
BRASS BAND INSTRUMENTS 1 U KINGDOM 54 FRANCE 55 GERMANY W 73 NETHRLNDS 246 CZECHO S 527 PAKISTAN 559 JAPAN 990 U STATES				15611 1280 2862 873 570 72 1390 20570 43228	9111
CABINET ORGANS	NO				9114
PIPE ORGANS	NO				9115
	2	11401			
	2	11401			
DRGAN PARTS N O P 1 U KINGDOM 55 GERMANY W 258 GERMANY E 990 U STATES				13761 2395 429 19669 36254	9116
PIANOS 1 U KINGDOM 55 GERMANY W 73 NETHRLNDS 246 CZECHO S 559 JAPAN 990 U STATES	NO				9117
	30	11304			
	6	2479			
	7	1967			
	3	1119			
	16	3702			
	113	47300			
	175	67871			
PIANO PARTS N O P 1 U KINGDOM 990 U STATES				17179 17504 34683	9118
PHONOGRAPHS GRAMOPHONES NOP 1 U KINGDOM 49 DENMARK 54 FRANCE 55 GERMANY W 67 ITALY 73 NETHRLNDS 86 SWITZRLND 559 JAPAN 990 U STATES				11147 1054 455 4445 74 1901 1178 11448 84240 115942	9120
PHONOGRAPH RECORDS 1 U KINGDOM 53 FINLAND 54 FRANCE 55 GERMANY W 67 ITALY 73 NETHRLNDS 287 U S S R 288 YUGD SLAV 516 HONG KONG 559 JAPAN 990 U STATES	NO				9121
	3682	48226			
	362	390			
	13233	16830			
	6655	8264			
	12012	5577			
	747	1087			
	865	545			
	112	115			
	700	296			
	133	183			
	213032	125843			
	251533	163956			
OTHER MUSICAL INSTRUMENTS 1 U KINGDOM 54 FRANCE 55 GERMANY W 67 ITALY 73 NETHRLNDS 85 SWEDEN 86 SWITZRLND 246 CZECHO S 258 GERMANY E 516 HONG KONG 559 JAPAN 874 MEXICO 990 U STATES				7606 11328 27520 39101 240 2041 2625 1222 272 167 8341 1133 232037 333633	9122
MUSICAL INSTRUMENT STRINGS 1 U KINGDOM 54 FRANCE 55 GERMANY W 990 U STATES				426 138 2972 3910 7446	9123
PHONOGRAPHS COIN OPERATED 990 U STATES	NO				9124
	95	62417			
	95	62417			

IMPORTS BY COMMODITIES AND COUNTRIES

Commodity and Country	JANUARY 1961		Quantity	Value (\$)	Class Number
	Quantity	Value (\$)			
PHOTOGRAPHIC ACCESSORIES PARTS					9128
1 U KINGDOM		12305			
54 FRANCE		1113			
55 GERMANY W		56943			
67 ITALY		1900			
73 NETHRLNDS		8737			
85 SWEDEN		564			
86 SWITZRLND		5964			
246 CZECHOS		226			
258 GERMANY E		479			
559 JAPAN		40842			
990 U STATES		499895			
		628968			
THERMOMETERS					9129
1 U KINGDOM		3683			
49 DENMARK		142			
55 GERMANY W		4445			
86 SWITZRLND		416			
258 GERMANY E		1655			
559 JAPAN		14090			
990 U STATES		70368			
		94799			
APPARATUS X RAY					9130
1 U KINGDOM		829			
49 DENMARK		7412			
55 GERMANY W		12241			
73 NETHRLNDS		26340			
85 SWEDEN		8063			
990 U STATES		299720			
		354605			
BOTANICAL SPECIMENS					9132
1 U KINGDOM		114			
55 GERMANY W		1190			
519 INDIA		146			
990 U STATES		6000			
		7450			
COLLECTION COINS MEDALS STAMPS					9133
1 U KINGDOM		1480			
54 FRANCE		109			
55 GERMANY W		50			
73 NETHRLNDS		100			
86 SWITZRLND		1070			
990 U STATES		27660			
		30469			
CAMERAS AND CAMERA PARTS N O P					9134
1 U KINGDOM		10147			
43 AUSTRIA		4714			
54 FRANCE		1761			
55 GERMANY W		55807			
67 ITALY		1474			
85 SWEDEN		1726			
86 SWITZRLND		2347			
258 GERMANY E		677			
516 HONG KONG		1529			
559 JAPAN		100805			
824 JAMAICA		265			
990 U STATES		157840			
		339092			
CAMERA PARTS UNFINISHED					9135
55 GERMANY W		4109			
990 U STATES		10266			
		14375			
CAMERA LENSES AND SHUTTERS					9136
55 GERMANY W		2308			
990 U STATES		24041			
		26349			
COLLECTIONS OF ANTIQUITIES					9137
1 U KINGDOM		58294			
54 FRANCE		4897			
55 GERMANY W		100			
67 ITALY		271			
73 NETHRLNDS		4088			
82 SPAIN		465			
355 ISRAEL		488			
516 HONG KONG		3352			
559 JAPAN		532			
578 TAIWAN		120			
874 MEXICO		585			
990 U STATES		81885			
		155077			
CYCLOMETERS AND SPEEDOMETERS					9138
54 FRANCE		697			
990 U STATES		10789			
		11486			
GLOBES GEOGRAPHICAL					9139
1 U KINGDOM		2639			
990 U STATES		6725			
		9364			
MODELS OF INVENTIONS					9140
990 U STATES		47563			
		47563			
APPARATUS FOR INSTITUTIONS					9141
1 U KINGDOM		35787			
44 BELG LUX		1730			
49 DENMARK		1372			
54 FRANCE		985			

IMPORTS BY COMMODITIES AND COUNTRIES

Commodity and Country	JANUARY 1961		Quantity	Value (\$)	Class Number
	Quantity	Value (\$)			
55 GERMANY W		11 818			
67 ITALY		171			
73 NETHRLNDS		108			
76 NORWAY		404			
85 SWEDEN		3 212			
86 SWITZRLND		2 325			
258 GERMANY E		746			
355 ISRAEL		97			
516 HONG KONG		92			
559 JAPAN		18 666			
886 P RICO		392			
990 U STATES		8 268 94			
OPERATING ROOM EQUIPMENT		8 879 99			
1 U KINGDOM		7 577			9142
55 GERMANY W		2 774			
246 CZECHO S		331			
990 U STATES		4 504 83			
DENTAL INSTRUMENTS		4 611 65			
1 U KINGDOM		8 293			9143
43 AUSTRIA		438			
55 GERMANY W		9 857			
86 SWITZRLND		159			
559 JAPAN		1 319			
990 U STATES		1 376 98			
SURGICAL TRUSSES AND SUPPORTS		15 776 4			
990 U STATES		1 297			9144
ARTICLES FOR THE BLIND		1 297			
1 U KINGDOM		459			9145
86 SWITZRLND		557			
990 U STATES		2 277			
OPTICAL AND PHILOSOPHICAL INST		3 293			
1 U KINGDOM		2 243 8			9146
54 FRANCE		483			
55 GERMANY W		2 268 5			
85 SWEDEN		571			
86 SWITZRLND		730			
516 HONG KONG		10 68			
559 JAPAN		7 554 8			
990 U STATES		21 327 1			
MICROSCOPES AND PARTS		3 367 94			
1 U KINGDOM	NO	23	9 986		9147
55 GERMANY W		100	26 591		
67 ITALY			114		
73 NETHRLNDS			186		
86 SWITZRLND		15	4 449		
258 GERMANY E		14	4 454		
559 JAPAN		2 105	14 751		
990 U STATES		1 093	15 962		
EDUCATIONAL FILMS		3 350	76 493		
1 U KINGDOM			9 001		9148
49 DENMARK			100		
54 FRANCE			1 934		
55 GERMANY W			100		
73 NETHRLNDS			150		
85 SWEDEN			209		
86 SWITZRLND			130		
990 U STATES			97 027		
CINEMATOGRAPH CAMERAS			108 651		
1 U KINGDOM			244		9149
990 U STATES			23 471		
SURGICAL INSTRUMENTS			23 715		
1 U KINGDOM			4 622 8		9150
49 DENMARK			2 925		
54 FRANCE			3 319		
55 GERMANY W			4 251 3		
67 ITALY			1 366		
73 NETHRLNDS			3 453		
85 SWEDEN			10 817		
86 SWITZRLND			4 463		
527 PAKISTAN			2 189		
559 JAPAN			4 995 0		
990 U STATES			6 091 28		
BOATS OPEN PLEASURE			7 763 51		
1 U KINGDOM	NO	19	3 142		9152
49 DENMARK		1	210		
54 FRANCE		1	102		
55 GERMANY W		2	335		
76 NORWAY		2	704		
559 JAPAN		30	560		
990 U STATES		180	4 612 1		
LAUNCHES PLEASURE MOTIVE POWER		235	511 74		
1 U KINGDOM	NO	2	2 348		9153
990 U STATES		26	143 991		
		28	146 339		

IMPORTS BY COMMODITIES AND COUNTRIES

Commodity and Country	JANUARY 1961		Quantity	Value (\$)	Class Number
	Quantity	Value (\$)			
SHIPS AND VESSELS REPAIRS ON 954 ST PIERRE 990 U STATES				845 68 913	9155
SHIPS FOREIGN BUILT COASTAL VESSELS FOREIGN BUILT N O P	NO				9156
1 U KINGDOM 49 DENMARK 990 U STATES				35320 4541 17803 57664	9157
TRUCK TRAILERS 990 U STATES	NO				9160
	50			223603	
MOBILE HOMES 990 U STATES	NO				9161
	64			170783	
BUGGIES CUTTERS VEHICLES N O P 1 U KINGDOM 55 GERMANY W 76 NORWAY 990 U STATES	NO			1842 87 1598 24593 333 336	9162
CHILDRENS CARRIAGES AND PARTS 1 U KINGDOM 55 GERMANY W 990 U STATES	NO				9163
	100			4615	
	4			144	
	132			3012	
	236			7771	
CHILDRENS SLEDS VEHICLES N O P 1 U KINGDOM 73 NETHRLNDS 990 U STATES				306 165 25147 25618	9164
WAGONS AND SLEDS FARM AND PTS 990 U STATES	NO				9166
	33			35331	
	33			35331	
WHEELBARROWS HAND TRUCKS CARTS 1 U KINGDOM 54 FRANCE 55 GERMANY W 73 NETHRLNDS 85 SWEDEN 990 U STATES	NO				9168
	29			821	
	22			3147	
	1			121	
	4			802	
	194			5681	
	4381			62225	
	4631			72797	
TRUCKS AND CARS N O P 76 NORWAY 990 U STATES				495 38640 39135	9169
AIRCRAFT NOT OVER 1500 LB WT 990 U STATES	NO				9171
	29			110336	
	29			110336	
AIRCRAFT 1501 TO 3000 LB WT 990 U STATES	NO				9172
	5			54897	
	5			54897	
AIRCRAFT 3001 TO 7500 LB WT 990 U STATES	NO				9173
	3			120250	
	3			120250	
AIRCRAFT OVER 7500 LB WEIGHT 1 U KINGDOM 990 U STATES	NO				9174
	2			3532076	
	4			8685797	
	6			12217873	
AIRCRAFT PTS EXCLUDING ENG PTS 1 U KINGDOM 44 BELG LUX 54 FRANCE 73 NETHRLNDS 516 HONG KONG 559 JAPAN 614 AUSTRALIA 874 MEXICO 886 P RICO 990 U STATES				1027378 50 2929 905 148 601 170 181878 9410 9004342 10227811	9175
PAINTINGS UNDER 20 DOLLARS 1 U KINGDOM 43 AUSTRIA 44 BELG LUX 49 DENMARK 54 FRANCE 67 ITALY 73 NETHRLNDS 516 HONG KONG 990 U STATES	NO				9181
	44			308	
	15			54	
	209			172	
	51			361	
	36			116	
	37			242	
	62			269	
	3			51	
	62			593	
	519			2166	
PAINTINGS 20 DOLLARS OR OVER 1 U KINGDOM 43 AUSTRIA 44 BELG LUX 54 FRANCE 55 GERMANY W 59 GREECE 67 ITALY 73 NETHRLNDS 86 SWITZRLND 355 ISRAEL 427 UN SO AFR				23074 1230 3938 9629 405 167 1741 541 312 6118 300	9182

IMPORTS BY COMMODITIES AND COUNTRIES

Commodity and Country	JANUARY 1961		Quantity	Value (\$)	Class Number
	Quantity	Value (\$)			
614 AUSTRALIA		55			
813 BAHAMAS		265			
815 BERMUDA		300			
990 U STATES		97 216			
		145 291			
STATUES AND STATUETTES N O P					9183
1 U KINGDOM		4 535			
43 AUSTRIA		1 381			
49 DENMARK		60			
54 FRANCE		7 59			
59 GREECE		4 98			
67 ITALY		600			
82 SPAIN		123			
85 SWEDEN		103			
415 KENYA		345			
425 TANGANYKA		63			
516 HONG KONG		405			
559 JAPAN		7 133			
874 MEXICO		132			
990 U STATES		28 23			
		18 960			
PORCELAIN STATUES STATUETTES					9184
1 U KINGDOM		5 364			
43 AUSTRIA		298			
49 DENMARK		131			
54 FRANCE		161			
55 GERMANY W		11 124			
67 ITALY		1 388			
258 GERMANY E		1 639			
516 HONG KONG		122			
559 JAPAN		24 203			
990 U STATES		1 686			
		46 116			
MATERIAL FOR HARD METAL COMPODS					9187
1 U KINGDOM		2 516			
85 SWEDEN		2100			
990 U STATES		41 645			
		46 261			
ARTICLES FOR FERTILIZER MFR					9191
990 U STATES		8 676			
		8 676			
CANADIAN GOODS RETURNED					9195
1 U KINGDOM		13 690 2			
43 AUSTRIA		1 363			
44 BELG LUX		2 651			
54 FRANCE		9 618			
55 GERMANY W		18 990			
67 ITALY		3 435			
73 NETHRLNDS		608			
82 SPAIN		1 600			
85 SWEDEN		3 225			
86 SWITZRLND		125			
313 BAHRAIN		439			
355 ISRAEL		4 978			
427 UN SO AFR		166			
449 CONGO		850			
516 HONG KONG		16 30			
519 INDIA		1000			
524 MALAYA		250			
564 KOREA		1000			
586 VIET NAM		210			
614 AUSTRALIA		6 717			
622 NEW ZEAL		3 976			
744 ARGENTINA		500			
785 VENEZUELA		7 289 1			
813 BAHAMAS		2 400			
815 BERMUDA		396			
822 BARBADOS		200			
824 JAMAICA		5 236			
826 LEEW WIND		20 61			
828 TRINIDAD		12 59			
855 DOM REP		700			
867 HAITI		239			
874 MEXICO		1 904			
886 P RICO		100			
954 ST PIERRE		207			
990 U STATES		18 421 03			
		212 992 9			
EXWAREHOUSED SHIPS STORES NOP					9197
1 U KINGDOM		6 857			
73 NETHRLNDS		396			
54 FRANCE		428			
716 B GUIANA		106			
886 P RICO		159			
990 U STATES		6 819			
		14 765			
BATTERY JARS GLASS OR RUBBER					9199
1 U KINGDDM		7 008			
55 GERMANY W		440			
990 U STATES		144 176			
		151 624			
CORSET CLASPS STEELS WIRES					9202
1 U KINGDOM		359			
990 U STATES		21 48			
		25 07			

IMPORTS BY COMMODITIES AND COUNTRIES

Commodity and Country	JANUARY 1961		Quantity	Value (\$)	Class Number
	Quantity	Value (\$)			
FEATHERS FLOWERS ART FOR HATS					9204
1 U KINGDOM		458			
54 FRANCE		2635			
55 GERMANY W		3230			
246 CZECHO S		3653			
258 GERMANY E		11647			
516 HONG KONG		649			
559 JAPAN		27047			
990 U STATES		36534			
		85853			
RESCUE APPARATUS					9207
1 U KINGDOM		594			
55 GERMANY W		1511			
559 JAPAN		481			
990 U STATES		275196			
		277782			
MATERIALS FOR TEXTILE PRINTING					9208
1 U KINGDOM		169			
990 U STATES		10841			
		11010			
SALTS OF THORIUM OR CERIUM					9209
VACCINE AND PLASMA CONTAINERS					9212
1 U KINGDOM		1767			
990 U STATES		42499			
		44266			
GOODS FREE BY ORDER IN COUNCIL					9213
1 U KINGDOM		103			
990 U STATES		380			
		483			
SAFETY GLASS SHEET ADHESIVES					9215
990 U STATES		80008			
		80008			
CARTRIDGES SHOT GUN SHELLS					9237
990 U STATES		52			
		52			
DEXTROSE SOLUTIONS THERAPEUTIC					9238
990 U STATES		38271			
		38271			
METALLIC CARTRIDGES AMMUNITION					9239
1 U KINGDOM		259			
55 GERMANY W		412			
990 U STATES		917			
		1588			
BLACKBOARDS OF SLATE OR PAPER					9240
67 ITALY		4340			
990 U STATES		17686			
		22026			
BIOLOGICAL PRODUCTS N O P					9242
1 U KINGDOM		18043			
54 FRANCE		166			
990 U STATES		141082			
		159291			
BASKETS OF ALL KINDS N O P					9243
1 U KINGDOM		866			
43 AUSTRIA		118			
44 BELG LUX		76			
49 DENMARK		167			
67 ITALY		2501			
78 PORTUGAL		184			
82 SPAIN		150			
277 POLAND		8285			
516 HONG KONG		2637			
519 INDIA		269			
559 JAPAN		12042			
874 MEXICO		68			
990 U STATES		15526			
		42889			
COMMUNION SETS CHURCH ARTICLES					9244
1 U KINGDOM		5639			
44 BELG LUX		194			
54 FRANCE		12010			
55 GERMANY W		9737			
64 IRELAND		438			
67 ITALY		19416			
73 NETHRLNDS		149			
82 SPAIN		1698			
86 SWITZRLND		824			
246 CZECHO S		4772			
358 JORDAN		469			
516 HONG KONG		243			
559 JAPAN		17012			
874 MEXICO		234			
990 U STATES		38664			
		111499			
CARTRIDGE CASES GUN WADS CAPS					9246
67 ITALY		524			
990 U STATES		5111			
		5635			
AMMUNITION N O P					9247
1 U KINGDOM		7790			
55 GERMANY W		1693			
990 U STATES		12656			
		22139			
ELECTRICAL ENERGY					9249
990 U STATES	MKWH				
	8481	35428			
	8481	35428			

IMPORTS BY COMMODITIES AND COUNTRIES

Commodity and Country	JANUARY 1961		Quantity	Value (\$)	Class Number
	Quantity	Value (\$)			
INCUBATORS BROODERS AND PARTS	NO				9252
1 U KINGDOM	1	170			
990 U STATES	366	46913			
	367	47083			
IRON SAND PRESSURE BLASTING					9253
1 U KINGDOM		3350			
85 SWEDEN		2080			
990 U STATES		64121			
		69551			
BALL POINT PENS AND PARTS					9254
1 U KINGDOM		209			
55 GERMANY W		1152			
355 ISRAEL		2560			
559 JAPAN		486			
990 U STATES		186920			
		191327			
ALABASTER SPAR AMBER ORNAMENTS					9255
1 U KINGDOM		14600			
49 DENMARK		763			
54 FRANCE		3316			
55 GERMANY W		5827			
67 ITALY		4267			
86 SWITZRLND		567			
258 GERMANY E		1326			
415 KENYA		206			
516 HONG KONG		42029			
559 JAPAN		25112			
874 MEXICO		106			
990 U STATES		11538			
		109657			
MACHINE CARD CLOTHING					9256
1 U KINGDOM		18760			
44 BELG LUX		446			
990 U STATES		15130			
		34336			
PENCILS BLACK OR COL LEAD NOP	GROSS				9257
1 U KINGDOM	753	1377			
55 GERMANY W	666	4733			
559 JAPAN	2710	2291			
990 U STATES	583	2168			
	4712	10569			
PENCILS MECHANICAL					9258
1 U KINGDOM		52			
49 DENMARK		59			
55 GERMANY W		1743			
559 JAPAN		1132			
990 U STATES		2784			
		5770			
PENS FOUNTAIN EXCPT BALL POINT					9259
55 GERMANY W		6799			
67 ITALY		8924			
516 HONG KONG		394			
990 U STATES		1121			
		17238			
PENS N O P PENHOLDERS RULERS					9260
1 U KINGDOM		2732			
55 GERMANY W		999			
73 NETHRLNDS		418			
559 JAPAN		1416			
990 U STATES		19192			
		24757			
PRECIOUS STONES NOT MOUNTED					9262
1 U KINGDOM		21810			
43 AUSTRIA		60057			
54 FRANCE		2032			
55 GERMANY W		54405			
67 ITALY		321			
73 NETHRLNDS		179			
86 SWITZRLND		1779			
246 CZECHO S		8262			
516 HONG KONG		3472			
553 CHINA COM		151			
559 JAPAN		41683			
583 THAILAND		91			
614 AUSTRALIA		968			
752 BRAZIL		1162			
874 MEXICO		194			
990 U STATES		48611			
		245177			
PULLEYS BELT POWER TRANS NOP					9263
1 U KINGDOM		4742			
85 SWEDEN		12490			
990 U STATES		46841			
		64073			
SHOW CASES AND METAL PARTS					9265
55 GERMANY W		130			
990 U STATES		31876			
		32006			
SIGNS LETTERS OTHER THAN PAPER					9266
1 U KINGDOM		2559			
54 FRANCE		196			
55 GERMANY W		127			
85 SWEDEN		307			
559 JAPAN		143			
990 U STATES		79833			
		83165			

IMPORTS BY COMMODITIES AND COUNTRIES

Commodity and Country	JANUARY 1961		Quantity	Value (\$)	Class Number
	Quantity	Value (\$)			
MEASURING RULES AND TAPES					9267
1 U KINGDOM		7465			
55 GERMANY W		1287			
73 NETHRLNDS		764			
559 JAPAN		1721			
990 U STATES		37357			
		48594			
WASTE AND JUNK N O P	CWT				9269
1 U KINGDOM	436	2403			
990 U STATES		17916			
		18352			
WAX VEGETABLE AND MINERAL NOP	LB				9270
55 GERMANY W	6600	3718			
752 BRAZIL	23919	13768			
874 MEXICO	8298	4505			
990 U STATES	145577	90566			
		184394			
WAX AND MANUFACTURES N O P		112557			9271
55 GERMANY W		7993			
990 U STATES		29862			
		37855			
PREFAB BLDGS PANELS STRUCTURES					9273
1 U KINGDOM		73245			
54 FRANCE		50621			
67 ITALY		165			
990 U STATES		155335			
		279366			
UNENUMERATED ARTICLES					9274
SHIPMENTS UNDER 50 DOLLARS					9275
1 U KINGDOM		97776			
43 AUSTRIA		1292			
44 BELG LUX		2313			
49 DENMARK		2377			
53 FINLAND		214			
54 FRANCE		14024			
55 GERMANY W		27700			
59 GREECE		267			
64 IRELAND		299			
67 ITALY		7210			
73 NETHRLNDS		7439			
76 NORWAY		665			
78 PORTUGAL		849			
82 SPAIN		1752			
85 SWEDEN		2412			
86 SWITZRLND		3609			
246 CZECHOS		960			
258 GERMANY E		354			
262 HUNGARY		755			
277 POLAND		183			
279 ROUMANIA		227			
287 U S S R		27			
288 YUGO SLAV		129			
347 IRAN		35			
355 ISRAEL		565			
363 LEBANON		50			
385 UAR EGYPT		234			
415 KENYA		2			
425 TANGANYKA		10			
427 UN SO AFR		357			
429 B AFR NES		84			
516 HONG KONG		9862			
519 INDIA		352			
524 MALAYA		41			
527 PAKISTAN		203			
553 CHINA COM		232			
556 INDONESIA		53			
559 JAPAN		23443			
567 PHIL		7			
578 TAIWAN		281			
583 THAILAND		78			
614 AUSTRALIA		594			
622 NEW ZEAL		164			
716 B GUIANA		66			
744 ARGENTINA		123			
755 CHILE		463			
763 ECUADOR		163			
774 PERU		10			
785 VENEZUELA		55			
813 BAHAMAS		163			
815 BERMUDA		291			
817 B HOND		249			
822 BARBADOS		157			
824 JAMAICA		175			
828 TRINIDAD		183			
848 CUBA		337			
855 DOM REP		49			
862 FR W IND		27			
864 GUATEMALA		239			
867 HAITI		17			
869 HONDURAS		23			
874 MEXICO		1305			
883 PANAMA		117			
886 P RICO		444			
954 ST PIERRE		177			
990 U STATES		4012319			
		4226632			

IMPORTS BY COMMODITIES AND COUNTRIES

Commodity and Country	JANUARY 1961				Class Number
	Quantity	Value (\$)	Quantity	Value (\$)	
<u>GROUP 10</u>					
SPECIAL TRANSACTIONS NON TRADE					
GOLD UNREFINED	TR OZ				9905
GOLD REFINED	TR OZ				9925
813 BAHAMAS	2662	93556			
990 U STATES	33397	1162315			
	36059	1255871			
GOLD COIN					9945
1 U KINGDOM		1881			
86 SWITZRLND		94148			
855 DOM REP		804654			
990 U STATES		956			
		901639			
CURRENT COIN N O P					9965
1 U KINGDOM		353			
73 NETHRLNDS		100			
990 U STATES		40431			
		40884			
IMPORTS FOR DIPLOMATS ETC					9980
1 U KINGDOM		2054305			
43 AUSTRIA		100			
44 BELG LUX		60			
49 DENMARK		2245			
54 FRANCE		525601			
55 GERMANY W		81927			
59 GREECE		80			
64 IRELAND		1720			
67 ITALY		5837			
73 NETHRLNDS		15762			
76 NORWAY		223			
78 PORTUGAL		963			
82 SPAIN		97			
85 SWEDEN		262			
86 SWITZRLND		807			
246 CZECHO S		750			
277 POLAND		50			
287 U S S R		180			
355 ISRAEL		4691			
382 TURKEY		200			
385 UAR EGYPT		93438			
386 UAR SYRIA		51			
418 NIGERIA		25000			
427 UN SO AFR		300			
429 S AFR NES		19558			
449 CONGO		330			
516 HONG KONG		108			
556 INDONESIA		1000			
559 JAPAN		379			
567 PHIL		200			
614 AUSTRALIA		2230			
622 NEW ZEAL		575			
774 PERU		60			
822 BARBADOS		131			
824 JAMAICA		982			
828 TRINIDAD		131			
848 CUBA		242			
855 DOM REP		267			
867 HAITI		64			
886 P RICO		96			
954 ST PIERRE		1267			
990 U STATES		3258218			
		6101187			
SETTLERS EFFECTS					9982
1 U KINGDOM		139061			
19 MALTA		400			
43 AUSTRIA		4020			
44 BELG LUX		6610			
49 DENMARK		3495			
53 FINLAND		1850			
54 FRANCE		19438			
55 GERMANY W		60717			
59 GREECE		800			
64 IRELAND		150			
67 ITALY		24340			
73 NETHRLNDS		35755			
76 NORWAY		2660			
78 PORTUGAL		1300			
82 SPAIN		955			
85 SWEDEN		2492			
86 SWITZRLND		4710			
262 HUNGARY		4100			
277 POLAND		5650			
279 ROUMANIA		100			
287 U S S R		700			
288 YUGO SLAV		750			
316 CYPRUS		50			
347 IRAN		1621			
355 ISRAEL		8780			
363 LEBANON		2500			

IMPORTS BY COMMODITIES AND COUNTRIES

Commodity and Country	JANUARY 1961		Quantity	Value (\$)	Class Number
	Quantity	Value (\$)			
366 LIBYA		500			
418 NIGERIA		125			
422 RHOD NYAS		3014			
427 UN SO AFR		3605			
443 ALGERIA		600			
516 HONG KONG		4848			
519 INDIA		4686			
524 MALAYA		2000			
527 PAKISTAN		14350			
548 CAMB LAOS		300			
559 JAPAN		1376			
567 PHIL		4000			
614 AUSTRALIA		4150			
622 NEW ZEAL		4380			
716 B GUIANA		600			
744 ARGENTINA		500			
752 BRAZIL		1380			
755 CHILE		2000			
774 PERU		1040			
782 URUGUAY		100			
785 VENEZUELA		2863			
813 BAHAMAS		1750			
815 BERMUOA		200			
822 BARBADOS		500			
824 JAMAICA		75			
828 TRINIDAO		3067			
848 CUBA		3894			
855 DOM REP		1300			
874 MEXICO		2800			
876 NETH ANT		500			
879 NICARAGUA		1000			
990 U STATES		1228754			
		1633261			
PRIVATE DONATIONS AND GIFTS					9984
1 U KINGDOM		30909			
44 BELG LUX		317			
49 DENMARK		136			
54 FRANCE		50			
55 GERMANY W		1350			
67 ITALY		760			
73 NETHRLNDS		1167			
76 NORWAY		1000			
86 SWITZRLND		400			
427 UN SO AFR		550			
516 HONG KONG		150			
716 B GUIANA		290			
822 BARBADOS		412			
990 U STATES		83432			
		120923			
TOURIST PURCHASES DUTY FREE					9986
1 U KINGDOM		282594			
15 GIBRALTAR		251			
19 MALTA		78			
43 AUSTRIA		10363			
44 BELG LUX		2909			
49 DENMARK		13287			
53 FINLAND		435			
54 FRANCE		45193			
55 GERMANY W		78538			
59 GREECE		7964			
63 ICELAND		30			
64 IRELAND		10498			
67 ITALY		43698			
73 NETHRLNDS		30375			
76 NORWAY		3229			
78 PORTUGAL		7352			
82 SPAIN		3778			
85 SWEDEN		4726			
86 SWITZRLND		16619			
246 CZECHO S		2016			
262 HUNGARY		88			
277 POLAND		469			
279 ROUMANIA		31			
287 U S S R		444			
288 YUGO SLAV		62			
347 IRAN		548			
355 ISRAEL		12375			
358 JORDAN		553			
366 LIBYA		174			
385 UAR EGYPT		8811			
414 GHANA		89			
415 KENYA		1079			
418 NIGERIA		60			
422 RHOD NYAS		24			
427 UN SO AFR		298			
429 B AFR NES		3168			
449 CONGO		2605			
473 MOROCCO		1568			
484 SPAN AFR		234			
516 HONG KONG		6049			
519 INDIA		2647			
524 MALAYA		1527			
527 PAKISTAN		759			
556 INDONESIA		158			
559 JAPAN		18155			
578 TAIWAN		281			

IMPORTS BY COMMODITIES AND COUNTRIES

Commodity and Country	JANUARY 1961		Quantity	Value (\$)	Class Number
	Quantity	Value (\$)			
583 THAILAND		77			
586 VIET NAM		330			
614 AUSTRALIA		3126			
617 FIJI		357			
622 NEW ZEAL		1069			
716 B GUIANA		448			
744 ARGENTINA		186			
747 BOLIVIA		35			
752 BRAZIL		1474			
755 CHILE		60			
758 COLOMBIA		121			
769 PARAGUAY		49			
774 PERU		599			
785 VENEZUELA		1561			
813 SAHAMAS		13846			
815 BERMUDA		14756			
822 BARBADOS		4148			
824 JAMAICA		17607			
826 LEEW WIND		753			
828 TRINIDAD		1083			
848 CUBA		286			
864 GUATEMALA		109			
867 HAITI		2556			
874 MEXICO		35512			
876 NETH ANT		2357			
883 PANAMA		214			
886 P RICO		1302			
887 VIRGIN IS		2142			
949 GREENLAND		656			
954 ST PIERRE		745			
990 U STATES		2245500			
		2979253			
IMPORTS FOR EXHIB COMPETITION					9988
1 U KINGDOM		164331			
55 GERMANY W		900			
67 ITALY		7000			
848 CUBA		500			
990 U STATES		579082			
		751813			
MOTION PICT FILM NOT SOLD EXP	FT				999D
1 U KINGDOM	82119	9368			
54 FRANCE	30651	2029			
246 CZECHO S	16844	1348			
385 UAR EGYPT	58106	7070			
449 CONGO	47838	5000			
519 INDIA	3000	500			
614 AUSTRALIA	25000	2000			
954 ST PIERRE	11600	1500			
990 U STATES	1247049	169084			
	1522207	197899			
PHOTO FILM PLATES NOT SOLD EXP					9992
1 U KINGDOM		125			
824 JAMAICA		520			
99D U STATES		15588			
		16233			

Value, Price and Volume Indexes of Imports

The following table gives index numbers of the declared (statistical) value of imports by months, and of the unit value (price) and volume of these imports. The value index expresses the value of imports in a given month as a percentage of the monthly average in the base year. The price index is of the fixed-weight aggregative (Laspeyres) type, and combines unit values calculated from the monthly import statistics with specified wholesale or other price quotations. These latter quotations are used where inadequate quantity reporting or insufficiently homogeneous items in the trade statistics prevent the obtaining of sufficiently representative unit value series. The volume index is derived by dividing the value index by the corresponding price index, and is, therefore, of the currently-weighted (Paasche) type. These indexes are computed with 1948 as an interim reference base pending conversion to the Bureau's official post-war reference base (1949).

In computing the price index certain adjustments were made to the regular grouping of commodities used in the trade statistics, and all three indexes are presented on the basis of these adjusted groups. The chief adjustments are as follows: the two groups "agricultural and vegetable products" and "animals and animal products" have been combined into one group now titled "agricultural and animal products"; the sub-group "rubber and its products" (1678-1732) and the item "advertising matter" (4291) have been transferred to the "miscellaneous products" group; three "ships" items (9155-57) have been transferred to the "iron and steel and their products" group; and a few other adjustments designed to improve group classification by component material have been made. Beginning with statistics for January, 1960, the trade totals used for the purpose of all three indexes are also adjusted for "Special Transactions - Non-Trade" as described in the blue pages of the January, 1960, issue of this report. It should be noted that the item "arms, etc., British or N.A.T.O. countries" (9196) was already being deducted for index purposes from the "miscellaneous products" group and from the grand total prior to January, 1960.

These indexes are currently computed from the original data for months, quarters and calendar years. Approximate indexes for other periods may be obtained by averaging the monthly values. Although such indexes will be less accurate than would result from a separate computation based on the original data, the margin of error is insufficient to necessitate a lengthy separate computation.

A complete record of these series by months for the post-war period is published in issues of Volume I of the annual report "Trade of Canada". Some additional commodity information appears in issues of the "Review of Foreign Trade". Details of the computation of the price indexes are given in D.B.S. Reference Paper, No. 8, 1950, titled "Export and Import Price Indexes by Months, July, 1945 - June, 1950 (1948 = 100)".

MONTHLY INDEX NUMBERS OF DECLARED VALUES, PRICES AND PHYSICAL VOLUME OF IMPORTS, BY GROUPS

Interim base, 1948 = 100

Month	Total			Agricultural and Animal Products			Fibres and Textiles			Wood Products and Paper			
	1959	1960	1961	1959	1960	1961	1959	1960	1961	1959	1960	1961	
INDEX OF DECLARED VALUES													
1	January	184.8	183.1	197.6	152.9	130.7	151.7	111.3	122.2	129.3	316.5	321.1	363.0
2	February	174.9	207.5		132.4	149.5		109.8	135.8		355.3	396.2	
3	March	198.3	217.2		151.0	159.5		112.6	136.0		344.2	385.9	
4	April	237.2	218.6		186.8	187.0		136.0	126.6		374.9	347.8	
5	May	231.9	236.5		216.4	215.7		131.5	121.7		356.4	384.4	
6	June	234.9	223.0		191.5	193.8		126.0	127.1		384.0	382.9	
7	July	219.3	194.2		175.3	161.9		119.7	123.0		350.2	332.4	
8	August	195.9	203.7		168.5	178.4		115.4	129.2		406.0	368.9	
9	September	205.6	195.9		189.1	167.0		119.3	107.0		421.7	370.8	
10	October	220.2	205.0		200.5	200.1		120.0	112.1		423.5	380.1	
11	November	220.1	235.3		224.1	248.8		129.6	130.5		391.4	374.0	
12	December	201.9	197.1		198.3	208.5		119.6	110.5		353.7	322.6	
AI	Annual Index	210.4	209.8		182.2	183.4		120.9	124.6		373.1	363.9	
INDEX OF PRICES													
1	January	114.9	114.8	117.9	91.4	88.8	93.2	83.7	87.6	93.9	140.0	139.9	144.6
2	February	115.8	114.7		91.2	88.9		83.8	87.2		140.5	140.0	
3	March	115.7	114.1		93.7	89.8		83.4	87.3		140.2	140.4	
4	April	115.0	116.1		92.4	91.6		79.9	86.3		140.0	141.3	
5	May	114.7	116.8		93.4	90.4		80.6	87.2		139.7	142.4	
6	June	114.7	118.1		93.4	93.0		81.0	87.6		139.6	142.6	
7	July	114.2	117.6		91.7	91.3		80.5	88.6		139.7	142.9	
8	August	114.1	116.6		91.1	92.0		82.3	88.5		139.5	143.1	
9	September	113.8	117.0		92.5	92.7		82.6	88.9		139.3	143.1	
10	October	113.5	116.8		93.2	94.1		81.7	89.7		138.8	143.5	
11	November	113.5	116.0		90.4	92.9		83.4	89.8		139.2	143.4	
12	December	114.2	116.5		89.1	92.3		85.5	91.4		139.4	143.9	
AI	Annual Index	114.4	116.1		91.3	91.1		82.3	88.0		139.7	142.2	
INDEX OF PHYSICAL VOLUME													
1	January	160.8	159.5	167.6	167.3	147.2	162.8	133.0	139.5	137.7	226.1	229.5	251.0
2	February	151.0	180.9		145.2	168.2		131.0	155.7		252.9	283.0	
3	March	171.4	190.4		161.2	177.6		135.0	155.8		245.5	274.9	
4	April	206.3	188.3		202.2	204.1		170.2	146.7		267.8	246.1	
5	May	202.2	202.5		231.7	238.6		163.2	139.6		255.1	269.9	
6	June	204.8	188.8		205.0	208.4		155.6	145.1		275.1	268.5	
7	July	192.0	165.1		191.2	177.3		148.7	138.8		250.7	232.6	
8	August	171.7	174.7		185.0	193.9		140.2	146.0		291.0	257.8	
9	September	180.7	167.4		204.4	180.2		144.4	120.4		302.7	259.1	
10	October	194.0	175.5		215.1	212.6		146.9	125.0		305.1	264.9	
11	November	193.9	202.8		247.9	267.8		155.4	145.3		271.1	260.8	
12	December	176.8	169.2		222.6	225.9		139.9	120.9		253.7	224.2	
AI	Annual Index	183.9	180.7		199.6	201.3		146.9	141.6		267.1	255.9	

r Revised figures.

NOTE: The indexes for 1959 and 1960 are revised and supersede all previously published figures.

MONTHLY INDEX NUMBERS OF DECLARED VALUES, PRICES AND PHYSICAL VOLUME OF IMPORTS, BY GROUPS

Interim base, 1948 = 100

Iron and Steel and their Products			Non-Ferrous Metals and their Products			Non-Metallic Minerals and their Products			Chemicals and Fertilizers			Miscellaneous Products			
1959	1960	1961	1959	1960	1961	1959	1960	1961	1959	1960	1961	1959	1960	1961	
INDEX OF DECLARED VALUES															
238.0	249.6	231.7	249.7	265.1	319.4	104.8	93.6	100.1	225.1	230.1	255.2	254.3	307.7	482.8	1
220.7	281.5		245.9	300.4		94.9	91.8		240.6	253.7		333.5	416.5		2
264.7	300.3		288.1	323.9		100.3	97.3		280.8	284.5		367.4	389.2		3
331.1	296.2		327.5	295.6		102.0	89.9		297.6	299.1		489.9	457.4		4
313.7	312.5		286.0	331.0		115.3	111.8		304.4	322.2		398.6	421.7		5
325.2	289.9		341.2	303.5		112.5	115.1		308.2	322.3		410.8	395.1		6
298.4	239.8		301.2	271.0		122.4	113.2		260.6	256.7		390.6	363.8		7
217.3	221.7		375.1	339.6		121.3	131.3		255.6	287.1		330.8	382.0		8
233.7	219.0		316.3	317.8		131.9	126.8		264.2	288.2		357.9	381.0		9
260.6	237.1		340.1	311.1		132.8	114.6		310.0	294.1		377.1	393.3		10
249.1	267.1		326.8	341.2		131.3	129.2		313.4	328.3		382.1	489.8		11
242.8	219.8		288.7	266.5		119.0	105.9		248.5	266.5		343.4	468.2		12
266.3	261.2		307.2	305.6		115.7	110.0		275.7	286.1		377.4	405.5		AI
INDEX OF PRICES															
144.9	144.7	150.1	134.2	136.7	141.3	103.4	99.1	98.6	112.6	110.0	113.9	111.0	125.1	116.0	1
147.1	144.2		135.2	137.3		104.4	98.9		111.1	110.0		111.7	125.9		2
146.1	144.1		135.2	136.9		103.4	96.3		111.2	109.6		112.4	125.0		3
145.2	145.9		135.1	138.3		104.8	100.8		111.8	111.0		111.6	126.2		4
144.7	147.8		135.1	139.6		102.3	100.5		112.4	111.7		113.8	128.6		5
143.8	148.7		134.7	139.8		103.2	102.1		110.9	112.2		114.7	131.8		6
143.5	148.1		135.4	137.8		101.9	101.5		111.2	113.5		118.0	132.0		7
143.2	146.4		135.1	138.0		101.6	99.2		110.9	113.3		118.1	130.7		8
142.8	146.8		134.5	137.6		99.6	100.8		111.4	112.8		118.8	127.0		9
142.4	147.5		134.9	139.5		98.6	98.3		109.6	113.4		119.6	121.3		10
143.4	146.2		135.3	138.2		98.2	98.0		110.0	112.3		120.2	120.1		11
143.6	148.3		135.6	138.6		99.7	97.4		109.9	113.5		122.5	117.1		12
144.2	146.5		135.1	138.3		101.8	99.1		110.9	111.9		116.3	125.7		AI
INDEX OF PHYSICAL VOLUME															
164.3	172.5	154.4	186.1	193.9	226.0	101.4	94.5	101.5	199.9	209.2	224.1	229.1	246.0	416.2	1
150.0	195.2		181.9	218.8		90.9	92.8		216.6	230.6		298.6	330.8		2
181.2	208.4		213.1	236.6		97.0	101.0		252.5	259.6		326.9	311.4		3
228.0	203.0		242.4	213.7		97.3	89.2		266.2	269.5		439.0	362.4		4
216.8	211.4		211.7	237.1		112.7	111.2		270.8	288.5		350.3	327.9		5
226.1	195.0		253.3	217.1		109.0	112.7		277.9	287.3		358.2	299.8		6
207.9	161.9		222.5	196.7		120.1	111.5		234.4	226.2		331.0	275.6		7
151.7	151.4		277.6	246.1		119.4	132.4		230.5	253.4		280.1	292.3		8
163.7	149.2		235.2	231.0		132.4	125.8		237.2	255.5		301.3	300.0		9
183.0	160.7		252.1	223.0		134.7	116.6		282.8	259.3		315.3	324.2		10
173.7	182.7		241.5	246.9		133.7	131.8		284.9	292.3		317.9	407.8		11
169.1	148.2		212.9	192.3		119.4	108.7		226.1	234.8		280.3	399.8		12
184.7	178.3		227.4	221.0		113.7	111.0		248.6	255.7		324.5	322.6		AI

CATALOGUE No.

65-007

MONTHLY



CANADA

TRADE OF CANADA

IMPORTS

FEBRUARY, 1961

AND

TWO MONTHS ENDED FEBRUARY, 1961

DOMINION BUREAU OF STATISTICS

International Trade Division

External Trade Section

CHANGES IN IMPORT STATISTICAL CLASSIFICATION EFFECTIVE AUGUST 1, 1960

It has been necessary to make certain changes in the Import Statistical Classification in order to provide statistics urgently required for the administration of Section 40A (7)(b) of the Customs Act. These changes will be effective retroactive to January 1, 1958.

New import classes of certain fresh fruits were established as follows:-

<u>New Class</u>	<u>Reading</u>	<u>Unit of Quantity</u>
21	Apricots	Lb.
27	Prune plums	Lb.
28	Plums n.c.p.	Lb.

Note: As a result of these new classes requested by the Department of National Revenue, the coverage of Class No. 2 "Quinces and passion fruit" is now different since Apricots are now included in Class No. 21, and a new Class No. 26 "Nectarines" is also established. Class No. 17 "Plums or prunes" is discontinued.

The following three pages present the monthly and cumulative revised totals of the new classes retroactively to January 1, 1959. Revisions for the period January - July 1960, appeared in the August 1960 issue of this report. Revised statistics for the calendar year 1958 will be published as soon as the survey is completed and the totals compiled.

IMPORTS INTO CANADA FOR CONSUMPTION

Commodities and Countries from which Imported		MONTH OF JANUARY 1959		Class Number
		Quantities	Values (\$)	
APRICOTS	990 U STATES	LB		21
			7 284 1912	
NECTARINES	755 CHILE 990 U STATES	LB		26
			800 112 2 258 518	
PLUMS N O P	755 CHILE 990 U STATES	LB		28
			3 058 630 6 3529 11602 1 1796 2484 7 5325 14086	

IMPORTS INTO CANADA FOR CONSUMPTION

Commodities and Countries from which Imported		MONTH OF FEBRUARY 1959		TWO MONTHS ENDED FEBRUARY 1959		Class Number
		Quantities	Values (\$)	Quantities	Values (\$)	
APRICOTS	990 U STATES	LB				21
			1 470 235	8 754	2 147	
NECTARINES	755 CHILE 990 U STATES	LB				26
			5 3950 8 397 7 656 1 362 6 1606 9 759	54 750 9 914	8 509 1 880	
PLUMS N O P	755 CHILE 990 U STATES	LB				28
			1 0098 1 884 1 0891 1 857 2 0989 3 741	73 627 22 687 26 314	13 486 4 341 17 827	

IMPORTS INTO CANADA FOR CONSUMPTION

Commodities and Countries from which Imported		MONTH OF MARCH 1959		THREE MONTHS ENDED MARCH 1959		Class Number
		Quantities	Values (\$)	Quantities	Values (\$)	
APRICOTS	990 U STATES	LB				21
				8 754	2 147	
NECTARINES	755 CHILE 990 U STATES	LB				26
			5 138 1 075 2 270 438 7 408 1 513	59 888 12 184	9 584 2 318	
PLUMS N O P	755 CHILE 990 U STATES	LB				28
			3 2558 5 202 2 3809 4 018 5 6367 9 220	10 6185 4 6496 15 2681	18 688 8 359 27 047	

IMPORTS INTO CANADA FOR CONSUMPTION

Commodities and Countries from which Imported		MONTH OF APRIL 1959		FOUR MONTHS ENDED APRIL 1959		Class Number
		Quantities	Values (\$)	Quantities	Values (\$)	
APRICOTS	990 U STATES	LB				21
				8 754	2 147	
NECTARINES	755 CHILE 990 U STATES	LB				26
				59 888 12 184	9 584 2 318	
PLUMS N O P	755 CHILE 990 U STATES	LB				28
			255 80 6 978 1 251 7 233 1 331	10 6440 53 474 15 9914	18 768 9 610 28 378	

IMPORTS INTO CANADA FOR CONSUMPTION

Commodities and Countries from which Imported		MONTH OF MAY 1959		FIVE MONTHS ENDED MAY 1959		Class Number	
		Quantities	Values (\$)	Quantities	Values (\$)		
APRICOTS	990 U STATES	LB		8754	2147	21	
				8754	2147		
NECTARINES	755 CHILE 990 U STATES	LB		59888	9584	26	
				12184	2318		
PLUMS N O P	755 CHILE 990 U STATES	LB		106440	18768	28	
			520	122	53994		9732
			520	122	160434		28500

IMPORTS INTO CANADA FOR CONSUMPTION

Commodities and Countries from which Imported		MONTH OF JUNE 1959		SIX MONTHS ENDED JUNE 1959		Class Number	
		Quantities	Values (\$)	Quantities	Values (\$)		
APRICOTS	990 U STATES	LB		303299	39250	21	
			294545	37103	303299		39250
NECTARINES	755 CHILE 990 U STATES	LB		59888	9584	26	
			113814	13033	125998		15351
PLUMS N O P	755 CHILE 874 MEXICO 990 U STATES	LB		106440	18768	28	
			24000	5176	24000		5176
			4682344	424494	4736338		434226
		4706344	429670	4866778	458170		

IMPORTS INTO CANADA FOR CONSUMPTION

Commodities and Countries from which Imported		MONTH OF JULY 1959		SEVEN MONTHS ENDED JULY 1959		Class Number	
		Quantities	Values (\$)	Quantities	Values (\$)		
APRICOTS	990 U STATES	LB		1628486	153635	21	
			1325187	114385	1628486		153635
NECTARINES	755 CHILE 990 U STATES	LB		59888	9584	26	
			310697	33013	436695		48364
PLUMS N O P	755 CHILE 874 MEXICO 990 U STATES	LB		106440	18768	28	
			310697	33013	496583		57948
			6748919	590827	11485257		1025053
		6748919	590827	11615697	1048997		

IMPORTS INTO CANADA FOR CONSUMPTION

Commodities and Countries from which Imported		MONTH OF AUGUST 1959		EIGHT MONTHS ENDED AUGUST 1959		Class Number	
		Quantities	Values (\$)	Quantities	Values (\$)		
APRICOTS	990 U STATES	LB		3785734	293800	21	
			2157248	140165	3785734		293800
NECTARINES	755 CHILE 990 U STATES	LB		59888	9584	26	
			750709	62991	1187404		111355
PRUNE PLUMS	990 U STATES	LB		1791559	136472	27	
			750709	62991	1247292		120939
PLUMS N O P	755 CHILE 874 MEXICO 990 U STATES	LB		106440	18768	28	
			1791559	136472	1791559		136472
			2907739	273712	14392996		1298765
		2907739	273712	14523436	1322709		

IMPORTS INTO CANADA FOR CONSUMPTION

Commodities and Countries from which Imported	MONTH OF SEPTEMBER 1959		NINE MONTHS ENDED SEPTEMBER 1959		Class Number
	Quantities	Values (\$)	Quantities	Values (\$)	
QUINCES AND PASSION FRUIT 990 U STATES	LB 500	57	500	57	2
APRICOTS 990 U STATES	LB 33856	2981	3819590	296781	21
NECTARINES 755 CHILE 990 U STATES	LB 144377	18130	59888 1331781	9584 129485	26
PRUNE PLUMS 990 U STATES	LB 1805310	98633	3596869	235105	27
PLUMS N O P 755 CHILE 874 MEXICO 990 U STATES	LB 490171	49366	106440 24000 14883167	18768 5176 1348131	28
		49366	15013607	1372075	

IMPORTS INTO CANADA FOR CONSUMPTION

Commodities and Countries from which Imported	MONTH OF OCTOBER 1959		TEN MONTHS ENDED OCTOBER 1959		Class Number
	Quantities	Values (\$)	Quantities	Values (\$)	
QUINCES AND PASSION FRUIT 990 U STATES	LB 8494	841	8994	898	2
APRICOTS 990 U STATES	LB 944	944	3819590	297725	21
NECTARINES 755 CHILE 990 U STATES	LB 5606	861	59888 1337387	9584 130346	26
PRUNE PLUMS 990 U STATES	LB 158551	8467	3755420	243572	27
PLUMS N O P 755 CHILE 874 MEXICO 990 U STATES	LB 200640	19538	106440 24000 15083807	18768 5176 1367669	28
		19538	15214247	1391613	

IMPORTS INTO CANADA FOR CONSUMPTION

Commodities and Countries from which Imported	MONTH OF NOVEMBER 1959		ELEVEN MONTHS ENDED NOVEMBER 1959		Class Number
	Quantities	Values (\$)	Quantities	Values (\$)	
QUINCES AND PASSION FRUIT 990 U STATES	LB		8994	898	2
APRICOTS 990 U STATES	LB		3819590	297725	21
NECTARINES 755 CHILE 990 U STATES	LB		59888 1337387	9584 130346	26
PRUNE PLUMS 990 U STATES	LB		3755420	243572	27
PLUMS N O P 755 CHILE 874 MEXICO 990 U STATES	LB		106440 24000 15083807	18768 5176 1367669	28
			15214247	1391613	

IMPORTS INTO CANADA FOR CONSUMPTION

Commodities and Countries from which Imported	MONTH OF DECEMBER 1959		TWELVE MONTHS ENDED DECEMBER 1959		Class Number
	Quantities	Values (\$)	Quantities	Values (\$)	
QUINCES AND PASSION FRUIT 990 U STATES	LB		8994	898	2
APRICOTS 990 U STATES	LB		3819590	297725	21
NECTARINES 755 CHILE 990 U STATES	LB		59888 1337387	9584 130346	26
PRUNE PLUMS 990 U STATES	LB 616	158	3756036	243730	27
PLUMS N O P 755 CHILE 874 MEXICO 990 U STATES	LB 2140	291	108580 24000 15084507	19059 5176 1367752	28
		374	15217087	1391987	

IMPORTS INTO CANADA FOR CONSUMPTION

1961
ImportChanges affecting Previous Reports
Cumulative Totals adjusted in Volume III of the
Annual Report of Canada for 1960

List No. 2

MONTH OF SEPTEMBER, 1960

Class Number

5012 - Deduct from United States	2,802 ton	\$229,358
5015 - Add to United States	56,039 cwt.	\$229,358

MONTH OF OCTOBER, 1960

Class Number

6002 - Deduct from British Guiana	532,829 cwt.	-
-----------------------------------	--------------	---

MONTH OF NOVEMBER, 1960


Class Number

6002 - Deduct from British Guiana	658,627 cwt.	-
-----------------------------------	--------------	---

MONTH OF DECEMBER, 1960

Note: The following two lines were omitted at the bottom of page 192 of the December 1960 issue of this report; but the totals for class 9275 appearing on page 194 are correct.

<u>Country</u>	<u>December, 1960</u>	<u>Twelve months ended December, 1960</u>
44 Belg Lux	\$ 2,363	\$ 39,059
49 Denmark	\$ 3,766	\$ 45,646



DOMINION BUREAU OF STATISTICS

International Trade Division

External Trade Section

TRADE OF CANADA

IMPORTS

FEBRUARY, 1961

AND

TWO MONTHS ENDED FEBRUARY, 1961

Published by Authority of
The Honourable George Hees, Minister of Trade and Commerce

7502-505—21

Price \$7.50 a year
Single copies 75 cents

Vol. 18, No. 2

TABLE OF CONTENTS

	Page
EXPLANATORY NOTES	2
KEY TO ABBREVIATIONS OF COUNTRIES	3
SUMMARY TABLES:	
Imports by Countries	4
Imports by Main Groups	7
DETAILED TABLES:	
Imports by Commodities and Countries:	
Agricultural and Vegetable Products (except Chemicals, Fibres and Wood):	Class Number
A – Mainly Food	1 to 390
B – Other than Food	1501 to 1846
Animals and Animal Products (except Chemicals and Fibres)	2012 to 2347
Fibres, Textiles and Textile Products	3001 to 3999
Wood, Wood Products and Paper	4002 to 4311
Iron and Its Products	5001 to 5894
Non-Ferrous Metals and Their Products (except Gold).....	6001 to 6325
Non-Metallic Minerals and Their Products (except Chemicals).....	7001 to 7315
Chemicals and Allied Products	8001 to 8950
Miscellaneous Commodities	9000 to 9275
Special Transactions – Non-Trade	9905 to 9992

VALUE, PRICE AND VOLUME INDEXES at end of report.

EXPLANATORY NOTES

1. **Source of Data.** Statistics of imports are based upon the declarations of importers (import entries) as subsequently checked by customs officials.
2. **Valuation.** The value of goods imported is usually the value as determined for customs duty purposes. In most cases this corresponds to the value shown on the invoice accompanying the goods, converted to Canadian dollars at authorized exchange rates (usually the commercial rate prevailing at the date on which the goods were actually despatched to Canada), and excluding such charges as freight, insurance, handling and taxes. In effect, therefore, import values are taken f.o.b. point of shipment in the country of export.

Effective with statistics for January, 1959, the statistical value of imports on which dumping duty has been collected is considered to be the value of the goods as declared by the importer (i.e. the value for duty less the amount of dumping duty). This change in procedure is to conform with the principle that trade statistics should show, whenever possible, the actual amount paid for imports. Previously the statistical value of such imports was considered to be the value for duty.

3. **Units of Quantity.** Weight, where shown, is the net weight of the goods, excluding the weight of such packing as is required for shipment, except in certain special cases otherwise defined in the Customs Tariff. The expression "ton" means 2,000 pounds, and "cwt." 100 pounds, avoirdupois. Where other units of quantity are used, Imperial standards apply.

In this report are statistical classes such as "lawn mowers, power, and parts" which show a quantity in "number" and a value. In these classes the "number" refers only to the number of substantially complete units imported, while the value includes also the value of any parts of the commodity imported. For such classes the average value per unit cannot be ascertained.

4. **Coverage.** Statistics of imports include substantially all goods which enter Canada and are cleared by customs officials for domestic sale or use. The series therefore includes goods which are cleared by customs immediately on entry into the country, and goods cleared out of customs warehouses; but excludes goods placed in customs warehouses on entering the country. The technical phrase "Imports entered for consumption" which is sometimes used to describe Canadian import statistics does not imply that all imports will actually be consumed in Canada, but only that they are free to be so consumed without further customs formalities.
5. **Exclusions.** Import statistics exclude gold, but include gold products where the value of the gold content is less than 80% of the value of the commodity. A small amount of gold scrap in the form of jewellers' sweepings is also included. Other important exclusions are goods for the use of United States forces stationed at treaty bases in Canada, ships of British construction and registry imported for use in Canada, ships purchased for use in foreign trade, bunker supplies and ships' stores purchased by Canadian vessels abroad, temporary imports for exhibition or competition, Canadian-owned military equipment returned to Canada, and, from January 1, 1960, goods imported for foreign armed forces or diplomats stationed in Canada, settlers' effects, private donations and gifts, and tourist purchases exempt from duty (see blue pages of the January, 1960, issue of this report).
6. **Countries Credited.** Imports are usually credited to the country from which the goods were consigned to Canada. The country of consignment is the country from which goods have come to Canada without interruption of transit except in the course of transfer from one means of conveyance to another.

An exception to this rule is made in the case of imports of goods originating in Central or South America (including the Antilles and Bermuda) which are consigned to Canada from the United States. These imports are credited to the country in which the goods originated.

7. **Time Periods.** Import statistics for any month include all goods declared on import entries received at the Bureau of Statistics during the calendar month in question.
8. **Abbreviations.** Many descriptions of countries and commodities used in this report are abbreviated or incomplete because of mechanical limitations. A key to abbreviations of countries appears in this report, and full descriptions of all commodities appear in Volume III of the annual report "Trade of Canada". The letters "N.O.P." mean "not otherwise provided for", "N.E.S.", "not elsewhere specified".
9. **Revisions.** All statistics in this report are subject to revision. Revisions to previous reports are published on the coloured pages at the beginning of each monthly report.

KEY TO ABBREVIATIONS OF COUNTRIES

Note: The classification of Countries with a statement of the territorial limits used for statistical purposes will be found in the blue pages of the January, 1960 report with additional amendments of coverage in the January, 1961 report.

Afghan	Afghanistan	Italy	Italy
Albania	Albania	Jamaica	Jamaica
Algeria	Algeria	Japan	Japan
Angola	Angola	Jordan	Jordan
Argentina	Argentina	Kenya	Kenya
Australia	Australia	Korea	Korea
Austria	Austria	Kuwait	Kuwait
Bahamas	Bahamas	Lebanon	Lebanon
Bahrain	Bahrain	Leew Wind	Leeward and Windward Islands
Barbados	Barbados	Liberia	Liberia
Belg Lux	Belgium and Luxembourg	Libya	Libya
Bermuda	Bermuda	Malaya	Malaya and Singapore
Bolivia	Bolivia	Malta	Malta and Gozo
Brazil	Brazil	Mauritius	Mauritius and Dependencies
B Afr nes	British Africa n.e.s.	Mexico	Mexico
B E I nes	British East Indies n.e.s.	Morocco	Morocco
B Guiana	British Guiana	Mozambique	Mozambique
B Hond	British Honduras	Nethrlnds	Netherlands
B M E nes	British Middle East n.e.s.	Neth Ant	Netherlands Antilles
B Oce nes	British Oceania n.e.s.	New Zeal	New Zealand
Bulgaria	Bulgaria	Nicaragua	Nicaragua
Burma	Burma	Nigeria	Nigeria
Camb Laos	Cambodia and Laos	Norway	Norway
Ceylon	Ceylon	Pakistan	Pakistan
Chile	Chile	Panama	Panama
China Com	China, Communist	Paraguay	Paraguay
Colombia	Colombia	Peru	Peru
Congo	Congo	Phil	Philippines
C Rica	Costa Rica	Poland	Poland
Cuba	Cuba	Portugal	Portugal
Cyprus	Cyprus	Pt Af nes	Portuguese Africa n.e.s.
Czecho S	Czechoslovakia	Pt As nes	Portuguese Asia n.e.s.
Denmark	Denmark	Pt India	Portuguese India
Dom Rep	Dominican Republic	P Rico	Puerto Rico
Ecuador	Ecuador	Qatar	Qatar
El Salvd	El Salvador	Rhod Nyas	Rhodesia and Nyasaland
Ethiopia	Ethiopia	Roumania	Roumania
Falkland	Falkland Islands	Saud Arab	Saudi Arabia
Fiji	Fiji	S Leoné	Sierra Leone
Finland	Finland	Somalia	Somalia
France	France	Spain	Spain
Fr Af nes	French Africa n.e.s.	Span Afr	Spanish Africa
Fr Eq Afr	French Equatorial Africa	St Pierre	St. Pierre and Miquelon
Fr Guiana	French Guiana	Sudan	Sudan
Fr Ne Oce	French and Netherlands Oceania	Surinam	Surinam
Fr W Afr	French West Africa	Sweden	Sweden
Fr W Ind	French West Indies	Switzrlnd	Switzerland
Germany E	Germany, East	Taiwan	Taiwan (Republic of China)
Germany W	Germany, Federal Republic	Tanganyka	Tanganyika
Ghana	Ghana	Thailand	Thailand
Gibraltar	Gibraltar	Trinidad	Trinidad and Tobago
Greece	Greece	Tunisia	Tunisia
Greenland	Greenland	Turkey	Turkey
Guatemala	Guatemala	Uganda	Uganda
Guinea	Guinea	Un So Afr	Union of South Africa
Haiti	Haiti (Republic)	U S S R	Union of Soviet Socialist Republics
Honduras	Honduras	UAR Egypt	United Arab Republic-Egyptian Region
Hong Kong	Hong Kong	UAR Syria	United Arab Republic-Syrian Region
Hungary	Hungary	U Kingdom	United Kingdom
Iceland	Iceland	U States	United States
India	India	U S Ocea	United States Oceania
Indonesia	Indonesia	Virgin Is	United States Virgin Islands
Iran	Iran	Uruguay	Uruguay
Iraq	Iraq	Venezuela	Venezuela
Ireland	Ireland	Viet Nam	Viet-Nam
Israel	Israel	Yugo Slav	Yugoslavia

IMPORTS BY COUNTRIES

Country	Month of February		Two Months ended February	
	1960	1961	1960	1961
	\$	\$	\$	\$
WESTERN EUROPE:				
United Kingdom	48,609,145	44,762,958	89,508,704	90,922,948
Gibraltar	-	-	-	-
Malta and Gozo	1,010	211	1,867	674
Austria	344,884	428,739	808,147	829,707
Belgium and Luxembourg	2,227,098	1,745,238	4,154,280	3,439,712
Denmark	525,487	506,185	931,226	1,033,924
Finland	18,003	44,698	59,621	105,782
France	2,789,138	2,598,714	5,442,522	5,888,806
Germany, Federal Republic	8,463,094	7,663,966	17,370,793	17,373,512
Greece	10,798	28,192	44,036	46,311
Iceland	-	-	28	-
Ireland	201,526	180,821	227,559	313,484
Italy	2,197,166	2,543,527	4,331,223	4,524,625
Netherlands	1,653,349	1,695,006	3,411,773	3,577,804
Norway	154,139	160,506	369,559	478,187
Portugal	218,282	230,081	312,016	393,986
Spain	186,179	383,481	581,029	692,815
Sweden	1,155,074	1,549,246	2,338,764	3,052,768
Switzerland	1,483,818	1,461,702	3,065,963	3,214,283
Commonwealth Countries	48,610,155	44,763,169	89,510,571	90,923,622
Other Countries	21,628,035	21,220,102	43,448,539	44,965,706
Total, Western Europe	70,238,190	65,983,271	132,959,110	135,889,328
EASTERN EUROPE:				
Albania	-	-	-	-
Bulgaria	-	65	-	538
Czechoslovakia	485,388	470,447	816,644	843,216
Germany, East	37,745	52,087	72,605	117,268
Hungary	15,562	19,589	23,743	39,753
Poland	73,262	74,222	134,818	155,802
Roumania	170	14,582	230	14,809
Union of Soviet Socialist Republics	5,366	6,818	50,265	34,275
Yugoslavia	22,448	23,536	30,182	47,388
Total, Eastern Europe	639,941	661,346	1,128,487	1,253,049
MIDDLE EAST:				
Bahrain	-	-	-	439
Cyprus	2,908	4,260	5,544	5,402
Kuwait	1,439,326	1,676,228	2,887,516	4,087,974
Qatar	-	280,494	-	1,540,503
British Middle East n.e.s.	-	-	8,046	-
Ethiopia	2,450	-	3,450	-
Iran	1,077,992	1,790,004	2,811,787	3,283,978
Iraq	-	-	8,614	-
Israel	140,114	174,553	429,311	535,750
Jordan	-	314	-	783
Lebanon	116	45	116	95
Libya	-	-	-	-
Saudi Arabia	2,657,729	5,242,766	6,296,407	9,385,600
Somalia	-	-	-	-
Sudan	94	-	94	3,617
Turkey	97,236	87,227	146,279	144,863
United Arab Republic-Egyptian Region	623	15,423	19,595	21,708
United Arab Republic-Syrian Region	1,607	2,650	2,059	3,109
Commonwealth Countries	1,442,234	1,960,982	2,901,106	5,634,318
Other Countries	3,977,961	7,312,982	9,717,712	13,379,503
Total, Middle East	5,420,195	9,273,964	12,618,818	19,013,821
OTHER AFRICA:				
Ghana	30,375	20,032	201,263	26,232
Kenya	109,056	183,089	208,367	522,676
Mauritius and Dependencies	-	-	149,305	-
Nigeria	483,049	286,640	555,395	407,923
Rhodesia and Nyasaland	424	31,617	1,559	76,001
Sierra Leone	-	623	-	623
Tanganyika	162,574	146,077	256,447	298,094
Uganda	99,505	102,590	132,008	263,816
Union of South Africa	296,940	221,315	473,292	479,747
British Africa n.e.s.	-	204	39	726

Country	Month of February		Two Months ended February	
	1960	1961	1960	1961
	\$	\$	\$	\$
OTHER AFRICA - Concluded				
Algeria	10,665	17,407	22,831	24,325
Angola	39,278	-	43,163	11,622
Congo	167,536	25,264	189,420	123,015
French Equatorial Africa	13,592	1,133	36,960	18,914
French West Africa	271	160	271	160
French Africa n.e.s.	-	-	-	-
Guinea	-	-	125	1,241,145
Liberia	-	-	-	-
Morocco	5,147	4,064	11,740	4,633
Mozambique	-	-	-	-
Portuguese Africa n.e.s.	-	-	-	-
Spanish Africa	1,196	1,913	2,143	1,913
Tunisia	6,501	-	6,501	7,028
Commonwealth Countries	1,181,923	992,187	1,977,675	2,075,838
Other Countries	244,186	49,941	313,154	1,432,755
Total, Other Africa	1,426,109	1,042,128	2,290,829	3,508,593
OTHER ASIA:				
Ceylon	999,593	1,115,902	2,413,447	1,981,220
Hong Kong	1,243,757	1,107,656	2,254,951	2,013,587
India	2,472,413	2,385,437	4,271,789	4,655,312
Malaya and Singapore	2,834,190	998,120	4,603,606	2,928,029
Pakistan	31,392	105,914	70,431	162,115
British East Indies n.e.s.	20,588	-	33,833	9,066
Afghanistan	-	-	-	-
Burma	356	-	1,490	16,024
Cambodia and Laos	894	4	894	4
China, Communist	722,170	125,664	1,011,422	656,380
Indonesia	24,031	17,911	73,324	33,102
Japan	8,424,384	7,887,530	16,559,607	15,987,151
Korea	85,708	-	85,708	1,000
Philippines	25,275	44,088	160,631	129,022
Portuguese India	-	-	-	-
Portuguese Asia n.e.s.	-	-	-	-
Taiwan (Republic of China)	55,454	122,372	103,537	210,449
Thailand	54,678	26,515	93,484	49,611
Viet-Nam	4,124	1,763	4,124	6,995
Commonwealth Countries	7,601,933	5,713,029	13,648,057	11,749,329
Other Countries	9,397,074	8,225,847	18,094,221	17,089,738
Total, Other Asia	16,999,007	13,938,876	31,742,278	28,839,067
OCEANIA:				
Australia	2,572,080	2,189,458	3,710,174	3,744,999
Fiji	349,779	172	351,632	1,820
New Zealand	836,896	212,448	1,283,157	690,364
British Oceania n.e.s.	-	-	-	-
French and Netherlands Oceania	-	-	-	-
United States Oceania	-	-	-	-
Commonwealth Countries	3,758,755	2,402,078	5,344,963	4,437,183
Other Countries	-	-	-	-
Total, Oceania	3,758,755	2,402,078	5,344,963	4,437,183
SOUTH AMERICA:				
British Guiana	36,207	604,479	439,320	1,174,690
Falkland Islands	-	8,000	-	8,000
Argentina	129,895	192,815	244,036	431,306
Bolivia	45,365	33,853	78,189	112,948
Brazil	1,479,444	1,457,327	3,178,090	3,853,934
Chile	53,408	111,271	88,295	181,563
Colombia	1,371,954	966,507	1,947,103	1,937,865
Ecuador	737,116	661,656	1,477,844	1,387,134
French Guiana	-	-	-	-
Paraguay	26,193	20,421	26,193	79,441
Peru	50,934	186,254	396,477	273,266
Surinam	266,863	168,040	498,088	473,716
Uruguay	70,930	93,280	95,389	134,263
Venezuela	16,175,105	15,325,833	32,207,967	32,473,125
Commonwealth Countries	36,207	612,479	439,320	1,182,690
Other Countries	20,407,207	19,217,257	40,237,671	41,338,561
Total, South America	20,443,414	19,829,736	40,676,991	42,521,251

Country	Month of February		Two Months ended February	
	1960	1961	1960	1961
	\$	\$	\$	\$
CENTRAL AMERICA AND ANTILLES:				
Bahamas.....	10,624	90,683	16,045	116,689
Bermuda.....	18,753	6,374	77,213	20,356
British Honduras.....	1,646	2,131	9,943	2,810
West Indies Federation.....	3,229,581	3,316,112	5,187,517	8,324,777
Barbados.....	189,689	15,244	297,410	25,049
Jamaica.....	2,903,409	2,897,256	4,663,328	7,223,365
Leeward and Windward Islands.....	21,856	52,060	77,407	66,746
Trinidad and Tobago.....	114,627	351,552	149,372	1,009,617
Costa Rica.....	364,966	242,722	533,004	843,522
Cuba.....	386,108	1,173,029	1,003,396	1,626,640
Dominican Republic.....	136,608	46,969	151,332	90,393
El Salvador.....	111,541	111,176	233,105	146,736
French West Indies.....	-	-	-	27
Guatemala.....	107,676	413,236	529,436	650,760
Haiti.....	30,621	65,911	74,652	177,255
Honduras.....	174,272	301,943	385,531	672,685
Mexico.....	2,077,636	1,530,431	3,726,490	3,145,922
Netherlands Antilles.....	2,264,046	927,552	4,903,825	2,683,746
Nicaragua.....	24,884	16,323	27,644	30,247
Panama.....	604,830	433,307	983,424	558,494
Puerto Rico.....	146,749	134,191	280,983	297,160
United States Virgin Islands.....	16,746	-	32,403	-
Commonwealth Countries.....	3,260,604	3,415,300	5,290,718	8,464,632
Other Countries.....	6,446,683	5,396,790	12,865,225	10,923,587
Total, Central America and Antilles.....	9,707,287	8,812,090	18,155,943	19,388,219
NORTH AMERICA:				
Greenland.....	-	80	-	80
St. Pierre and Miquelon.....	1,615	1,145	6,314	2,374
United States.....	324,217,435	273,198,708	607,406,465	571,476,668
Total, North America.....	324,219,050	273,199,933	607,412,779	571,479,122
TOTAL, COMMONWEALTH COUNTRIES.....	65,891,811	59,859,224	119,112,410	124,467,612
TOTAL, OTHER COUNTRIES.....	386,960,137	335,284,198	733,217,788	701,862,021
GRAND TOTAL.....	452,851,948	395,143,422	852,330,198	826,329,633

IMPORTS FROM ALL COUNTRIES, FROM THE UNITED KINGDOM
 AND FROM THE UNITED STATES, BY MAIN GROUPS

7

Main Group	Month of February		Two Months ended February	
	1960	1961	1960	1961
	\$	\$	\$	\$
ALL COUNTRIES				
Agricultural and Vegetable Products (except Chemicals, Fibres and Wood)	48,098,873	42,565,419	87,929,689	87,135,208
Animals and Animal Products (except Chemicals and Fibres)	11,309,487	12,539,265	22,013,057	24,710,168
Fibres, Textiles and Textile Products	39,827,807	34,482,887	75,650,101	72,407,885
Wood, Wood Products and Paper	24,080,232	21,794,503	43,700,960	43,842,574
Iron and Its Products	184,197,709	140,764,517	347,322,072	292,089,010
Non-Ferrous Metals and Their Products	38,625,434	33,158,639	72,810,058	74,349,492
Non-Metallic Minerals and Their Products (except Chemicals)	46,453,673	45,556,862	93,756,727	96,240,008
Chemicals and Allied Products	25,340,786	25,633,744	48,367,830	51,085,797
Miscellaneous Commodities	34,917,947	38,647,586	60,779,704	84,469,491
Total	452,851,948	395,143,422	852,330,198	826,329,633
UNITED KINGDOM				
Agricultural and Vegetable Products (except Chemicals, Fibres and Wood)	2,009,607	2,164,471	3,948,062	4,728,920
Animals and Animal Products (except Chemicals and Fibres)	1,398,080	1,104,521	2,811,162	2,612,295
Fibres, Textiles and Textile Products	7,714,120	6,254,490	14,491,232	13,244,231
Wood, Wood Products and Paper	678,136	629,326	1,232,610	1,433,411
Iron and Its Products	24,262,952	18,620,649	43,798,930	34,312,225
Non-Ferrous Metals and Their Products	6,637,119	5,281,551	12,317,100	12,946,899
Non-Metallic Minerals and Their Products (except Chemicals)	1,854,313	2,041,899	3,651,399	4,545,174
Chemicals and Allied Products	1,291,807	1,508,343	2,364,418	3,381,296
Miscellaneous Commodities	2,763,011	7,157,708	4,893,791	13,718,497
Total	48,609,145	44,762,958	89,508,704	90,922,948
UNITED STATES				
Agricultural and Vegetable Products (except Chemicals, Fibres and Wood)	28,077,031	24,212,879	51,551,396	49,566,469
Animals and Animal Products (except Chemicals and Fibres)	7,269,625	8,844,100	14,157,145	17,367,708
Fibres, Textiles and Textile Products	22,044,765	18,266,565	42,299,502	39,709,939
Wood, Wood Products and Paper	21,694,302	19,440,160	38,907,674	38,895,212
Iron and Its Products	148,651,215	113,209,685	282,183,346	237,524,370
Non-Ferrous Metals and Their Products	26,011,530	22,591,415	48,774,592	46,985,140
Non-Metallic Minerals and Their Products (except Chemicals)	18,962,609	16,256,036	37,226,583	33,846,183
Chemicals and Allied Products	22,507,808	22,550,149	42,877,727	44,293,570
Miscellaneous Commodities	28,998,550	27,827,719	49,428,500	63,288,077
Total	324,217,435	273,198,708	607,406,465	571,476,668

IMPORTS BY COMMODITIES AND COUNTRIES

Commodity and Country	FEBRUARY 1961		JANUARY TO FEBRUARY 1961		Class Number
	Quantity	Value (\$)	Quantity	Value (\$)	
<u>GROUP 1</u>					
<u>AGRICULTURAL PRODUCTS</u>					
<u>A MAINLY FOOD</u>					
APPLES FRESH	LB				
990 U STATES	2974879	225779	5862045	416144	1
	2974879	225779	5862045	416144	
BANANAS AND PLANTAINS FRESH	LB				
763 ECUADOR	9522362	630101	19929932	1329636	3
817 B HOND	10000	1133	12250	1390	
845 C RICA	3041249	187116	9405350	596707	
864 GUATEMALA	1464395	89121	2882795	175444	
869 HONDURAS	4664857	301607	10069428	672192	
883 PANAMA	5991610	423609	7554285	540659	
990 U STATES	14325	1253	22525	1958	
	24708798	1633940	49876565	3317986	
CRANBERRIES FRESH	LB				
990 U STATES	35576	3439	369642	48674	5
	35576	3439	369642	48674	
GRAPEFRUIT FRESH	LB				
516 HONG KONG	1683	558	9764	1428	6
869 HONDURAS	8000	100	8000	100	
990 U STATES	18822059	708449	31227617	1205152	
	18831742	709107	31245381	1206680	
LEMONS FRESH	LB				
990 U STATES	2342435	174288	4968212	386155	9
	2342435	174288	4968212	386155	
LIMES FRESH	LB				
990 U STATES	19220	1798	37344	5250	10
	19220	1798	37344	5250	
CANTALOUPES MUSKMELONS FRESH	LB				
82 SPAIN			1030	51	11
848 CUBA			300	50	
874 MEXICO	154710	16818	173180	19356	
990 U STATES	48823	5918	53233	6548	
	203533	22736	227743	26005	
MELONS FRESH N O P	LB				
755 CHILE	131667	9644	151917	11930	12
848 CUBA			500	84	
874 MEXICO	125144	10351	125844	10459	
990 U STATES	55400	5370	147980	15047	
	312211	25365	426241	37520	
ORANGES MANDARINES FRESH	LB				
1 U KINGDOM			24960	1795	13
67 ITALY	59500	2886	59500	2886	
82 SPAIN			46000	8223	
355 ISRAEL	289841	19050	2809841	210838	
578 TAIWAN	49000	5622	49000	5622	
848 CUBA	104844	3234	127524	5135	
874 MEXICO	4684081	246165	6736969	346187	
990 U STATES	29237866	2530204	53538631	4477625	
	34425132	2807161	63392425	5058311	
PEACHES FRESH	LB				
755 CHILE	21748	3614	24436	4211	14
990 U STATES	400	95	400	95	
	22148	3709	24836	4306	
PEARS FRESH	LB				
516 HONG KONG			700	75	15
990 U STATES	679292	56603	1028307	83819	
	679292	56603	1029007	83894	
PINEAPPLES FRESH	LB				
848 CUBA	586545	31421	676185	35463	16
886 P RICO	84966	5034	280407	17959	
990 U STATES	66276	4430	102787	6874	
	737787	40885	1059379	60296	
BERRIES FRESH N O P	LB				
STRAWBERRIES FRESH	LB				
990 U STATES	37910	13811	48651	18847	19
	37910	13811	48651	18847	
FRESH FRUITS N O P	LB				
990 U STATES	93242	17232	207167	36178	20
	93242	17232	207167	36178	
APRICOTS FRESH	LB				
990 U STATES			4792	1067	21
			4792	1067	
CHERRIES SOUR FRESH	LB				
CHERRIES FRESH N O P	LB				
744 ARGENTINA			1740	1147	23
755 CHILE			5562	2037	
			7302	3184	
GRAPES FRESH VITIS LABRUSCA	LB				
GRAPES FRESH N O P	LB				
755 CHILE	37160	6229	37160	6229	24
990 U STATES	4578640	339793	11555646	827109	25
	4615800	346022	11592806	833338	

IMPORTS BY COMMODITIES AND COUNTRIES

Commodity and Country	FEBRUARY 1961		JANUARY TO FEBRUARY 1961		Class Number
	Quantity	Value (\$)	Quantity	Value (\$)	
NECTARINES FRESH	LB				26
755 CHILE	61077	9925	74682	12554	
990 U STATES	1060	271	1860	374	
	62137	10196	76542	12928	
PRUNE PLUMS FRESH	LB				27
PLUMS FRESH N O P	LB				28
755 CHILE	36251	7284	99695	19672	
990 U STATES	974	260	2344	391	
	37225	7544	102039	20063	
BLUEBERRIES FRESH	LB				29
RASPBERRIES FRESH	LB				30
APPLES DRIED	LB				31
990 U STATES	77621	24763	118521	38862	
	77621	24763	118521	38862	
APRICOTS NECTARINES DRIED	LB				32
1 U KINGDOM	6440	1607	6440	1607	
990 U STATES	28512	13963	66291	33236	
	34952	15570	72731	34843	
CURRANTS DRIED	LB				34
614 AUSTRALIA	13940	2394	25140	4384	
990 U STATES	8660	1326	11360	1841	
	22600	3720	36500	6225	
DATES	LB				36
1 U KINGDOM	5400	661	5400	661	
73 METHRLNDS			137900	27031	
347 IRAN			1169135	86510	
516 HONG KONG	2844	829	3644	1048	
990 U STATES	100424	26342	416822	71894	
	108668	27832	1732901	187144	
FIGS DRIED AND FIG PASTE	LB				37
78 PORTUGAL			30000	2771	
990 U STATES	318284	50126	417328	67454	
	318284	50126	447328	70225	
PEACHES DRIED	LB				38
990 U STATES	11809	4006	38332	11236	
	11809	4006	38332	11236	
PRUNES OR PLUMS DRIED UNPITTED	LB				39
744 ARGENTINA			66544	9219	
990 U STATES	505802	135899	1410798	388062	
	505802	135899	1477342	397281	
PEARS DRIED	LB				40
990 U STATES	3725	1566	6055	2705	
	3725	1566	6055	2705	
RAISINS	LB				41
82 SPAIN			772	205	
614 AUSTRALIA	593830	110155	740830	137195	
990 U STATES	511102	79129	1065789	170036	
	1104932	189284	1807391	307436	
FRUITS DRIED N O P	LB				42
516 HONG KONG	2507	1343	3973	1931	
990 U STATES	27329	11100	94312	35201	
	29836	12443	98285	37132	
RASPBERRIES FROZEN 1LB OR LESS	LB				43
RASPBERRIES FROZEN OVER 1 LB	LB				44
73 METHRLNDS	6996	881	6996	881	
990 U STATES	10750	2083	10750	2083	
	17746	2964	17746	2964	
STRAWBERRIES FROZN 1LB OR LESS	LB				45
990 U STATES	101250	27228	101250	27228	
	101250	27228	101250	27228	
STRAWBERRIES FROZEN OVER 1 LB	LB				46
73 METHRLNDS			49995	9851	
874 MEXICO	33000	5301	33000	5301	
990 U STATES	180765	40533	221675	51148	
	213765	45834	304670	66300	
FRUITS N O P FROZN 1LB OR LESS	LB				47
990 U STATES	6945	1362	40006	8696	
	6945	1362	40006	8696	
FRUITS N O P FROZEN OVER 1 LB	LB				48
990 U STATES	116781	22823	180025	32520	
	116781	22823	180025	32520	
APRICOTS CANNED	LB				49
1 U KINGDOM	23762	2542	23762	2542	
427 UN SO AFR			88798	10320	
614 AUSTRALIA	19274	2277	24674	2895	
990 U STATES	117939	15793	257783	35494	
	160975	20612	395017	51251	
PEACHES CANNED	LB				50
614 AUSTRALIA	42871	5054	42871	5054	
990 U STATES	1398028	145878	2679597	284810	
	1440899	150932	2722468	289864	
CHERRIES SULPHURED OR IN BRINE	LB				51
67 ITALY	117377	15248	122877	16435	
990 U STATES	21430	3655	21430	3655	
	138807	18903	144307	20090	
OLIVES SULPHURED OR IN BRINE	LB				52
59 GREECE	74163	15000	74163	15000	
67 ITALY			353	87	
78 PORTUGAL	6410	1280	6410	1280	
82 SPAIN	508203	106201	650957	135595	
443 ALGERIA	77137	10168	77137	10168	
473 MOROCCO			1582	200	

IMPORTS BY COMMODITIES AND COUNTRIES

Commodity and Country	FEBRUARY 1961		JANUARY TO FEBRUARY 1961		Class Number	
	Quantity	Value (\$)	Quantity	Value (\$)		
990 U STATES	138167	27799	347921	78935	53	
LEMON ORANGE GRAPEFRUIT RINDS	804080	160448	1158523	241265		
67 ITALY		4827		4827	54	
516 HONG KONG		153		1521		
990 U STATES		5640		7935		
MARMALADES CANNED	LB	10620		14283		
1 U KINGDOM	36944	6754	185074	33864	55	
55 GERMANY W	360	84	360	84		
990 U STATES	446	146	680	345		
PEARS IN CANS	37750	6984	186114	34293	56	
614 AUSTRALIA	LB	18460	21060	2582		
990 U STATES	240506	35725	598474	88384	57	
PINEAPPLE IN CANS	258966	37987	619534	90966		
427 UN 80 AFR	LB	128950	128950	13874	58	
524 MALAYA	1204570	100180	1528120	127942		
578 TAIWAN	36000	3437	54000	5086		
614 AUSTRALIA	82850	12071	142850	20406		
874 MEXICO	302125	27448	302125	27448		
990 U STATES	1115526	168510	1612975	243420		
FRUITS IN CANS N O P	2870021	325520	3769020	438176		59
1 U KINGDOM	LB		1500	237		
59 GREECE	2783	883	2783	883		
73 NETHRLNDS	11568	1316	41776	9970		
85 SWEDEN	7300	1507	13848	3253		
516 HONG KONG	570	257	6380	1674		
559 JAPAN	510965	44392	975665	79121		
614 AUSTRALIA	4500	769	4500	769		
855 DOM REP	21390	4179	21390	4179		
874 MEXICO			518	170		
990 U STATES	290400	43798	631427	94742	60	
CHERRIES FROZEN	849476	97101	1699787	194298		
73 NETHRLNDS	LB	37090	37090	6639	61	
990 U STATES	320098	56664	682948	123634		
FRUITS NUTS PICKLED PRESERVED	357188	63303	720038	130273	62	
1 U KINGDOM	GAL	55	436	1896		
59 GREECE	121	159	121	159		
67 ITALY			554	764		
516 HONG KONG	998	2879	2596	5770		
559 JAPAN			30	79		
578 TAIWAN			180	590		
990 U STATES	6027	8411	10331	12707		
FRUIT PULP N O P	7201	11683	14248	21965		63
49 DENMARK	LB		11053	808		
73 NETHRLNDS	55866	4793	64795	5052		
82 SPAIN			3310	216		
516 HONG KONG	760	313	1761	485		
874 MEXICO	40000	3582	55750	5021		
990 U STATES	57823	7664	220492	27636		
JELLIES JAMS	154449	16352	357161	39218	64	
1 U KINGDOM	LB	25389	158570	33893		
49 DENMARK	420	123	1768	503		
55 GERMANY W	1909	344	2389	436		
59 GREECE			1093	550		
67 ITALY			5194	1220		
73 NETHRLNDS	1809	325	8237	1548		
76 NORWAY			1078	651		
85 SWEDEN	300	56	2520	702		
86 SWITZRLND			1272	394		
427 UN 80 AFR	2400	312	2400	312	65	
516 HONG KONG			240	138		
990 U STATES	32500	10335	44986	14084	66	
GRAPEFRUIT ORANGE LEMON PULP	64727	16196	229747	54431		
82 SPAIN	LB	8819	8819	556	67	
990 U STATES	76712	7275	89612	11191		
MIXED FRUITS IN CANS	85531	7831	98431	11747	68	
1 U KINGDOM	LB		400	88		
516 HONG KONG	560	89	560	89		
559 JAPAN	50100	4316	50100	4316		
614 AUSTRALIA			4500	770		
990 U STATES	1570972	209747	4245503	565235		
ORANGE JUICE CONCENTRATED FROZ	1621632	214152	4301063	570498	69	
874 MEXICO	GAL	18960	18960	60305		
990 U STATES	254292	1044795	537021	2210777		
FRUIT JUICE NOP CONCENTRD FROZ	273252	1105100	555981	2271082	70	
990 U STATES	GAL	10769	32810	105720		
LEMON JUICE CONCENTRATED FROZ	10769	33136	32810	105720	71	
990 U STATES	GAL	14378	17849	41335		
LEMON JUICE EXCEPT CONCENTRATED	14378	34328	17849	41335	72	
990 U STATES	GAL	7706	20224	49003		
	7706	15883	20224	49003		

IMPORTS BY COMMODITIES AND COUNTRIES

Commodity and Country	FEBRUARY 1961		JANUARY TO FEBRUARY 1961		Class Number
	Quantity	Value (\$)	Quantity	Value (\$)	
ORANGE JUICE EXCEPT CONCENTRD 828 TRINIDAD 990 U STATES	GAL 4500 481303	6215 551524	6000 1021366	8846 1152704	69
	485803	557739	1027366	1161550	
PECTIN 49 DENMARK 990 U STATES	LB 19481	23963	8800 107316	8394 161649	70
	19481	23963	116116	170043	
LEMON JUICE CONCENTRATED FRESH 67 ITALY 990 U STATES	GAL 4800	11691	6174 5506	11977 13535	71
	4800	11691	11680	25512	
ORANGE JUICE CONCENTRATO FRESH 874 MEXICO 990 U STATES	GAL 23594	95452	4856 42184	15146 184904	72
	23594	95452	47040	200050	
GRAPE JUICE OVER 1 GALLON 990 U STATES	GAL 1324	5734	3741	11354	73
	1324	5734	3741	11354	
LIME JUICE NOT REFINED 828 TRINIDAD	GAL		6016	5119	74
			6016	5119	
BLENDED FRUIT JUICES EXC CONC 990 U STATES	GAL 199456	176833	376585	336645	76
	199456	176833	376585	336645	
FRUIT JUICE NOP EXCEPT CONCENT 1 U KINGDOM 54 FRANCE 55 GERMANY W 76 NORWAY 990 U STATES	GAL 98 1981	191 2496	863 1981 197 106	1328 2496 729 164	77
	21625	24816	56818	75529	
	23704	27503	59965	80246	
GRAPEFRUIT JUICE EXCEPT CONCEN 828 TRINIDAD 990 U STATES	GAL 3000	2585	5550	5896	78
	202649	156086	400029	302693	
	205649	158671	405579	315589	
PINEAPPLE JUICE EXCEPT CONCENT 990 U STATES	GAL 29560	19191	61201	40905	79
	29560	19191	61201	40905	
FRUIT SYRUPS CONC JUICES N O P 1 U KINGDOM 49 DENMARK 54 FRANCE 55 GERMANY W 73 NETHRLNDS 990 U STATES	GAL 4443	7969	5229 31 47343 178	9220 160 58942 472	80
	1980	3164	2027	3295	
	23160	68055	35497	114076	
	41758	94658	90305	186165	
COCOANUTS 817 B HOND 855 DOM REP 869 HONDURAS 886 P RICO 990 U STATES	NO 23700 750	1522 71	1750 23700 1950	173 1522 205	81
	36465	2513	53490	3562	
	28650	1606	31650	1805	
	89565	5712	112540	7267	
COCOANUT DEBICCATED 513 CEYLON 567 PHIL 990 U STATES	LB 287701	23638	501851	40646	83
	21400	2904	21400	2904	
	211050	63107	493662	143434	
	520151	89649	1016913	186984	
COPRA NOT PREPARED	LB				84
ALMONDS NOT SHELLLED	LB				91
BRAZIL NUTS NOT SHELLLED	LB				92
FILBERTS HAZEL NOT SHELLLED 67 ITALY	LB 11023	2677	11023	2677	93
	11023	2677	11023	2677	
PEANUTS GREEN SHELLLED OR NOT 422 RHOD NYAS 519 INDIA 874 MEXICO 990 U STATES	LB 51457	6060	205757	26418	94
	2569302	256097	4910214	481723	
	1606900	205471	3672228	467735	
	4113291	454658	7840684	835743	
	8340950	922286	16628883	1811619	
PECANS NOT SHELLLED	LB				95
WALNUTS NOT SHELLLED 67 ITALY 990 U STATES	LB 16800	6979	162595	31829	96
	16800	6979	36900	15080	
		6979	199495	46909	
OTHER NUTS NOT SHELLLED 516 HONG KONG 990 U STATES	LB 671	228	1231	440	97
	46819	13648	130606	32253	
	47490	13876	131837	32693	
ALMONDS SHELLLED 82 SPAIN 990 U STATES	LB 31915	17500	92063	49673	101
	90000	71260	90310	71487	
	121915	88760	182373	121160	
PEANUTS N O P 1 U KINGDOM 516 HONG KONG 990 U STATES	LB 460	138	460	138	102
	1468	512	3214	1076	
	29338	4542	33871	5888	
	31266	5192	37545	7102	
WALNUTS SHELLLED 1 U KINGDOM 279 ROUMANIA	LB 91784	44101	118384	55577	103
	26455	14582	26455	14582	

IMPORTS BY COMMODITIES AND COUNTRIES

Commodity and Country	FEBRUARY 1961		JANUARY TO FEBRUARY 1961		Class Number
	Quantity	Value (\$)	Quantity	Value (\$)	
382 TURKEY	5512	2875	8268	4752	
519 INDIA	741701	338126	1373211	629463	
553 CHINA COM	44000	17515	1040297	432023	
990 U STATES	3218	2598	9888	7005	
OTHER NUTS SHELLED	912670	419797	2576503	1143402	104
67 ITALY	4996	4024	4996	4024	
516 HONG KONG	1020	340	3790	1384	
990 U STATES	6803	5394	12230	9642	
BRAZIL NUTS SHELLED	12819	9758	21016	15050	105
1 U KINGDOM	5180	3420	5180	3420	
747 BOLIVIA			22110	13668	
752 BRAZIL			19800	11493	
CASHEW NUTS SHELLED	5180	3420	47090	28581	106
415 KENYA			25800	11025	
519 INOIA	52500	25588	111750	55482	
990 U STATES	30184	17060	62698	35430	
PECANS SHELLED	82684	42648	200248	101937	107
990 U STATES	77798	91690	139020	165367	
FILBERTS SHELLED	77798	91690	139020	165367	108
1 U KINGDOM	8960	4886	8960	4886	
67 ITALY	21605	11484	21605	11484	
82 SPAIN	12949	6304	12949	6304	
382 TURKEY	76724	43165	164080	83578	
ONIONS GREEN INCL SHALLOTS	120238	65839	207594	106252	109
73 NETHRLNDS			6753	569	
990 U STATES	1031138	102247	2220023	220715	
CORN FRESH	1031138	102247	2226776	221284	110
990 U STATES	137843	10114	221468	15892	
ASPARAGUS FRESH	137843	10114	221468	15892	111
990 U STATES	59690	16449	60050	16563	
BEANS GREEN FRESH	59690	16449	60050	16563	112
874 MEXICO	15990	2662	42600	6490	
990 U STATES	903959	104947	1919809	218542	
BRUSSELS SPROUTS FRESH	919949	107609	1962409	225032	113
874 MEXICO	22380	1856	22380	1856	
990 U STATES	801545	88918	2130258	210849	
BEETS FRESH EXCEPT SUGAR BEETS	823925	90774	2152638	212705	114
990 U STATES	335647	11398	743970	26115	
CABBAGE FRESH	335647	11398	743970	26115	115
990 U STATES	10584893	241321	19394228	450265	
CARROTS FRESH	10584893	241321	19394228	450265	116
990 U STATES	4966265	230674	8003388	381936	
CAULIFLOWER FRESH	4966265	230674	8003388	381936	117
874 MEXICO	19400	1163	31900	1911	
990 U STATES	2753091	218682	5076860	409909	
CELERY FRESH	2772491	219845	5108760	411820	118
990 U STATES	12148013	454389	25269893	861923	
CUCUMBERS FRESH	12148013	454389	25269893	861923	119
813 BAHAMAS	188455	24021	216977	26090	
848 CUBA	54682	4675	59732	4876	
874 MEXICO	150262	13750	486460	31626	
990 U STATES	753627	97195	2110132	237640	
LETTUCE FRESH	1147026	139641	2873301	300232	120
874 MEXICO	1316990	50633	1347090	51659	
990 U STATES	15590875	499178	32735393	1241422	
MUSHROOMS FRESH	16907865	549811	34082483	1293081	121
990 U STATES	9894	2635	36420	8560	
ONIONS N O P INCL ONION SETS	9894	2635	36420	8560	122
82 SPAIN			99427	2722	
755 CHILE	226793	8388	226793	8388	
874 MEXICO	28740	1084	52980	1852	
990 U STATES	3041590	113407	5577765	181999	
PEAS GREEN FRESH	3297123	122879	5956965	194961	123
874 MEXICO	167400	10384	259920	19301	
990 U STATES	15410	3607	30235	10597	
POTATOES SWEET AND YAMS FRESH	182810	13991	290155	29898	124
516 HONG KONG	5055	1430	13355	3445	
990 U STATES	679269	51932	1721784	139265	
POTATOES FRESH EXCEPT SEED	684324	53362	1735139	142710	125
990 U STATES	3676320	105660	7140012	215263	
SPINACH FRESH	3676320	105660	7140012	215263	126
874 MEXICO	18672	774	77702	3080	
990 U STATES	1132766	80656	2241997	167178	
	1151438	81430	2319699	170258	

IMPORTS BY COMMODITIES AND COUNTRIES

Commodity and Country		FEBRUARY 1961		JANUARY TO FEBRUARY 1961		Class Number
		Quantity	Value (\$)	Quantity	Value (\$)	
TOMATOES FRESH		LB				127
82	SPAIN			750	80	
484	SPAN AFR	21164	1913	21164	1913	
813	BAHAMAS	474094	32197	480022	32893	
848	CUBA	1869722	123368	2535459	155277	
874	MEXICO	7838769	393664	16042927	728320	
990	U STATES	4130831	344932	8206140	649165	
		14334580	896074	27286462	1567648	
VEGETABLES FRESH		LB				128
N 0 P	HONG KONG	41354	6240	102509	14577	
848	CUBA			1081	94	
874	MEXICO	49585	3206	126425	7717	
990	U STATES	4301409	305950	9175067	654980	
		4392348	315396	9405082	677368	
PARSNIPS FRESH		LB				129
990	U STATES	88592	7092	181983	14025	
		88592	7092	181983	14025	
PEPPERS FRESH		LB				130
848	CUBA	9775	623	14858	1149	
874	MEXICO	92611	6500	442051	31073	
990	U STATES	1119911	82135	1849045	155310	
		1222297	89258	2305954	187532	
MUSTARD LIQUID						131
54	FRANCE		3709		4805	
55	GERMANY W		1024		1290	
73	NETHRLNDS		194		301	
86	SWITZRLND		249		249	
516	HONG KONG		300		300	
990	U STATES		621		1673	
			6097		8618	
PASTE HASH VEGETABLE MEAT FISH		LB				132
1	U KINGDOM			30000	10882	
49	DENMARK	864	320	864	320	
54	FRANCE			1546	581	
67	ITALY	383	366	2555	1439	
73	NETHRLNDS			240	63	
76	NORWAY			286	260	
86	SWITZRLND			3738	672	
990	U STATES	107139	40669	240895	85084	
		108386	41355	280124	99301	
POTATOES DRIED		LB				133
990	U STATES	320492	109583	514609	187790	
		320492	109583	514609	187790	
VEGETABLES DRIED N 0 P		LB				134
1	U KINGDOM			635	530	
44	BELG LUX			714	291	
54	FRANCE	1881	1595	1881	1595	
55	GERMANY W	1799	432	1901	637	
67	ITALY	15608	3921	17817	4839	
73	NETHRLNDS	1080	160	4917	1578	
245	BULGARIA			2200	415	
246	CZECHO S			3067	4572	
385	UAR EGYPT			17600	2450	
516	HONG KONG	9020	3659	16508	7678	
559	JAPAN	400	906	1750	3701	
990	U STATES	282616	41399	654484	216437	
		312404	52072	723474	244723	
VEGETABLES FROZEN 1 LB OR LESS		LB				135
990	U STATES	394502	85017	899633	190271	
		394502	85017	899633	190271	
VEGETABLES FROZEN OVER 1 LB		LB				136
73	NETHRLNDS			55000	8464	
990	U STATES	294298	43004	583804	82453	
		294298	43004	638804	90917	
TOMATOES CANNED		LB				137
67	ITALY	166146	13343	199252	15947	
990	U STATES	409211	36828	754692	68934	
		576057	50171	953944	84881	
TOMATO PASTE CANNED		LB				138
67	ITALY	953489	125007	960102	125737	
78	PORTUGAL			66843	7141	
990	U STATES	508320	84040	1187917	194409	
		1461809	209047	2214862	327287	
TOMATO PULP AND PUREE CANNED		LB				139
874	MEXICO	12900	925	12900	925	
990	U STATES	17917	1563	57963	5193	
		30817	2488	70863	6118	
TOMATO JUICE		LB				140
990	U STATES	659787	46483	1364152	95177	
		659787	46483	1364152	95177	
ASPARAGUS IN CANS		LB				141
990	U STATES	131271	24807	192646	39024	
		131271	24807	192646	39024	
CORN IN CANS		LB				143
990	U STATES	59560	10444	194610	28575	
		59560	10444	194610	28575	
MUSHROOMS AND TRUFFLES IN CANS		LB				144
49	DENMARK	250	148	250	148	
54	FRANCE	3000	1265	4761	2810	
55	GERMANY W	1058	481	1058	481	
516	HONG KONG			58	425	
559	JAPAN	12116	4321	47096	15929	
990	U STATES	38000	17647	39174	18334	
		54424	23862	92397	38127	
PEAS IN CANS		LB				145
54	FRANCE			435	120	

IMPORTS BY COMMODITIES AND COUNTRIES

Commodity and Country	FEBRUARY 1961		JANUARY TO FEBRUARY 1961		Class Number
	Quantity	Value (\$)	Quantity	Value (\$)	
73 NETHRLNDS	1402	119	3022	318	
990 U STATES	37000	4054	74415	8185	
VEGETABLE JUICE N O P CANNEO	38402	4173	77872	8623	146
86 SWITZRLND	1124	213	1759	329	
990 U STATES	10572	1164	22883	2798	
VEGETABLES N O P IN CANS	11696	1377	24642	3127	147
1 U KINGDOM			14471	1433	
54 FRANCE			2885	635	
55 GERMANY W	28534	1992	44594	3647	
59 GREECE	14269	1938	14269	1938	
73 NETHRLNDS	6660	582	12722	1206	
82 SPAIN	9000	1450	9000	1450	
516 HONG KONG	2084	533	10776	2435	
559 JAPAN	285	151	810	332	
578 TAIWAN	21450	4516	21720	4569	
990 U STATES	348151	35138	809396	82833	
PIMENTOS IN CANS	430433	46300	940643	100478	148
82 SPAIN	36375	5939	36375	5939	
559 JAPAN	570	146	570	146	
990 U STATES	5400	1639	34000	10176	
BEANS GREEN OR WAX CANNEO	42345	7724	70945	16261	149
67 ITALY			2841	242	
73 NETHRLNDS	1550	170	9727	1013	
990 U STATES	17243	2232	32162	4064	
BEANS BAKEO CANNED	18793	2402	44730	5319	150
1 U KINGDOM	8105	718	10155	925	
73 NETHRLNDS			2084	309	
990 U STATES	337129	32926	614510	58085	
PICKLES PACKAGED RETAIL SALE	345234	33644	626749	59319	151
1 U KINGDOM	282	967	3313	10383	
49 DENMARK	51	143	133	377	
54 FRANCE	274	463	274	463	
55 GERMANY W	958	1517	2185	3261	
67 ITALY	147	194	366	658	
73 NETHRLNDS	72	142	250	392	
516 HONG KONG	198	261	716	1277	
519 INDIA			316	832	
559 JAPAN			116	280	
990 U STATES	24690	31065	55735	73465	
PICKLES N O P	26672	34752	63404	91588	152
1 U KINGDOM	116	119	217	427	
59 GREECE	3307	1154	3307	1154	
67 ITALY	1480	1079	6120	7119	
73 NETHRLNDS	8127	10213	19589	23531	
82 SPAIN	39338	29070	47938	33356	
516 HONG KONG	1022	1115	1534	1903	
559 JAPAN	246	317	1398	1694	
990 U STATES	48028	29425	105454	70713	
SAUCES N O P	101734	72492	185557	139897	153
1 U KINGDOM	122	520	1099	3334	
49 DENMARK	88	307	88	307	
54 FRANCE			5	58	
67 ITALY			98	342	
73 NETHRLNDS	88	367	766	3600	
86 SWITZRLND	9	76	9	76	
516 HONG KONG	948	2109	2995	7882	
559 JAPAN	115	371	115	371	
824 JAMAICA	38	124	38	124	
990 U STATES	34543	77948	53861	114965	
SAUCES SOY	35951	81822	59074	131059	155
516 HONG KONG	883	1476	5794	4964	
559 JAPAN	1020	1398	2123	2954	
990 U STATES	5351	5061	11971	12455	
KETCHUP	7234	7935	19888	20373	156
990 U STATES	21724	34562	51761	80855	
BUSH BARLEY BUCKWHEAT AND RYE	21724	34562	51761	80855	161
1 U KINGDOM	3879	10876	3879	10876	
BEANS SOYA	3879	10876	3879	10876	162
516 HONG KONG	175	313	285	1350	
990 U STATES	95737	220867	174240	387078	
BEANS N O P	95912	221180	174525	388428	163
1 U KINGDOM	33600	3960	33600	3960	
73 NETHRLNDS	1200	420	2041	577	
415 KENYA	44800	2548	44800	2548	
422 RHOO NYAS	1352	1207	1562	1455	
516 HONG KONG	1700	283	5150	644	
744 ARGENTINA			16500	2216	
990 U STATES	445168	46321	1191495	127396	
INDIAN CORN	527820	54739	1295148	138796	167
990 U STATES	711700	918254	1906149	2310763	
	711700	918254	1906149	2310763	

IMPORTS BY COMMODITIES AND COUNTRIES

Commodity and Country	FEBRUARY 1961		JANUARY TO FEBRUARY 1961		Class Number
	Quantity	Value (\$)	Quantity	Value (\$)	
OATS					168
PEAS SPLIT					169
1 U KINGDOM	BUSH				
990 U STATES	LB				
	22400	2904	78400	10222	
	38100	2843	79780	6029	
	60500	5747	158180	16251	
PEAS N O P					170
422 RHOD NYAS	LB				
990 U STATES					
	1196	1147	1696	1620	
	76285	5245	81555	6044	
	77481	6392	83251	7664	
RICE UNCLEARED UNHULLED PADDY					171
67 ITALY	CWT				
782 URUGUAY					
990 U STATES					
	4381	22811	14954	119886	
	2259	13526	4381	22811	
	6640	36337	5521	28817	
RICE CLEANED					172
67 ITALY	CWT				
516 HONG KONG					
990 U STATES					
	400	2650	6961	34698	
	5	64	5	64	
	25822	289262	36720	409513	
	26227	291976	43686	444275	
WHEAT					174
ALFALFA OR GRASS MEAL DEHYD	BUSH				
990 U STATES	CWT				
	898	1406	1818	2462	
	898	1406	1818	2462	
BRAN AND MILL FEED					182
990 U STATES	CWT				
			1190	4377	
			1190	4377	
CORN MEAL					184
990 U STATES	BBL				
	5956	40868	10533	71318	
	5956	40868	10533	71318	
HOMINY CRACKED OR DRIED CORN					185
990 U STATES	CWT				
	10641	34509	29920	93612	
	10641	34509	29920	93612	
MALT FLOUR					187
990 U STATES	LB				
	16821	1972	89321	7645	
	16821	1972	89321	7645	
OATMEAL AND ROLLED OATS					188
RICE STARCH FLOUR MEAL FEED					189
54 FRANCE	LB				
516 HONG KONG					
990 U STATES					
	2500	212	595	65	
	100000	8834	12980	1656	
	102500	9046	210360	18895	
			223935	20616	
SAGO AND CASSAVA FLOUR					192
1 U KINGDOM	LB				
516 HONG KONG					
583 THAILAND					
752 BRAZIL					
990 U STATES					
	1500	186	20360	1360	
	220912	6899	5000	678	
	66024	3903	445757	14410	
	2000	149	66024	3903	
	290436	11137	111115	5759	
			648256	26110	
WHEAT FLOUR					194
990 U STATES	CWT				
			35	158	
			35	158	
CEREALS MILLED N O P					195
1 U KINGDOM	CWT				
990 U STATES					
	9	219	18	439	
	940	4047	1390	5485	
	949	4266	1408	5924	
BISCUITS AND BREAD DIETARY					201
1 U KINGDOM					
76 NORWAY					
990 U STATES					
		2140		4299	
		318		318	
		4651		7243	
		7109		11860	
BISCUITS NOT SWEETENED N O P					203
1 U KINGDOM	LB				
44 BELG LUX					
49 DENMARK					
53 FINLAND					
73 NETHRLNDS					
76 NORWAY					
85 SWEDEN					
516 HONG KONG					
559 JAPAN					
990 U STATES					
	65854	20359	136775	43783	
	946	216	946	216	
			1575	311	
	2216	491	2216	491	
	12839	3190	27324	6633	
			4800	1158	
	34681	6486	73771	13747	
	850	486	1112	662	
	2476	1084	2916	1300	
	135873	46535	321869	103756	
	255735	78847	573304	172057	
BISCUITS SWEETENED N O P					204
1 U KINGDOM	LB				
43 AUSTRIA					
44 BELG LUX					
49 DENMARK					
54 FRANCE					
55 GERMANY W					
64 IRELAND					
67 ITALY					
73 NETHRLNDS					
516 HONG KONG					
559 JAPAN					
990 U STATES					
	611814	239311	1374869	535693	
			595	198	
	5612	1295	55916	20155	
	3596	870	4982	1284	
			46939	9636	
	4314	1132	13168	4490	
	1080	389	4080	1452	
	1597	608	14296	5814	
	19434	3443	49787	10145	
	763	411	1989	997	
	1094	459	1094	459	
	89223	27702	177584	53732	
	738527	275620	1745299	644055	
BREAD PASSOVER MATZO PRODUCTS					205
55 GERMANY W					
355 ISRAEL					
990 U STATES					
		5701		475	
		100455		5701	
		106156		104221	
				110397	
CEREAL FOODS 25 POUNDS OR LESS					206
1 U KINGDOM	LB				
	1700	462	15069	2075	

IMPORTS BY COMMODITIES AND COUNTRIES

Commodity and Country	FEBRUARY 1961		JANUARY TO FEBRUARY 1961		Class Number
	Quantity	Value (\$)	Quantity	Value (\$)	
55 GERMANY W	3993	693	5183	841	
73 NETHRLNDS			1747	277	
516 HONG KONG	500	184	2200	940	
559 JAPAN	290	108	830	193	
990 U STATES	139563	29067	425388	91106	
	146046	30514	450417	95432	
CEREAL FOODS PREPARED N O P					207
1 U KINGDOM		1401		2839	
55 GERMANY W				324	
86 SWITZRLND		1334		1334	
559 JAPAN		146		146	
990 U STATES		21077		62432	
		23958		67075	
MACARONI AND VERMICELLI	LB				208
67 ITALY			1433	173	
73 NETHRLNDS	1682	179	1682	179	
516 HONG KONG	2660	613	8650	1601	
559 JAPAN	213	95	213	95	
990 U STATES	309120	47493	492160	77571	
	313675	48380	504138	79619	
MILK FOODS N O P	LB				209
1 U KINGDOM			3141	1263	
76 NORWAY	960	403	960	403	
990 U STATES	51518	41035	104236	71500	
	52478	41438	108337	73166	
ARROWROOT	LB				221
990 U STATES	1100	354	1100	354	
	1100	354	1100	354	
MALT WHOLE CRUSHED OR GROUND	LB				224
990 U STATES					
SAGO AND TAPIOCA	LB				225
990 U STATES	71040	10221	213040	30615	
	71040	10221	213040	30615	
ALL OTHER BREADSTUFFS N O P					224
516 HONG KONG		292		472	
990 U STATES		9901		13063	
		10193		13535	
CHOCOLATES IN RETAIL PACKAGES	LB				239
1 U KINGDOM	63969	39403	161449	85651	
49 DENMARK	7943	5982	7943	5982	
54 FRANCE	170	90	170	90	
55 GERMANY W	491	262	18103	9007	
59 GREECE			458	480	
64 IRELAND	41171	17112	114288	42580	
67 ITALY	665	797	665	797	
86 SWITZRLND			3516	3166	
355 ISRAEL	9792	3219	17792	5608	
990 U STATES	50215	27278	63000	34855	
	174416	94143	387384	188216	
CONFECTIONERY CHOCOLATE N O P	LB				240
1 U KINGDOM	262192	106767	554232	230956	
43 AUSTRIA			210	188	
44 BELG LUX	7326	2431	7326	2431	
49 DENMARK	5192	2050	30370	11890	
53 FINLAND			566	194	
54 FRANCE			54024	13696	
55 GERMANY W	90030	48973	128876	68679	
64 IRELAND			3150	1983	
67 ITALY	1364	766	6290	3370	
73 NETHRLNDS	39407	20670	102448	42580	
86 SWITZRLND	4495	3650	6724	5688	
355 ISRAEL	27842	7297	64911	21838	
990 U STATES	293925	113256	438281	168682	
	731773	305860	1397408	572175	
FRUIT PIES FROZEN	LB				241
990 U STATES	67104	12487	67104	12487	
	67104	12487	67104	12487	
CONFECTIONS SWEETENED N O P	LB				242
1 U KINGDOM	61820	19810	131129	31876	
44 BELG LUX	2953	632	2953	632	
49 DENMARK	2994	1051	2994	1051	
55 GERMANY W	1632	620	1632	620	
64 IRELAND	2100	933	2100	933	
73 NETHRLNDS	23231	3013	50012	7481	
516 HONG KONG			2106	580	
990 U STATES	433639	160029	1050768	366445	
	528369	186088	1243694	409618	
FRUITS PEELS CANDIED	LB				243
54 FRANCE	14850	3232	30750	5710	
578 TAIWAN			13500	3115	
990 U STATES	9997	2180	19908	9499	
	24847	5412	64158	18324	
GINGER PRESERVED	LB				244
516 HONG KONG	840	248	20945	4267	
	840	248	20945	4267	
SUGAR CANDY CONFECTIONERY N O P	LB				246
1 U KINGDOM	1098117	263989	2601723	592682	
43 AUSTRIA	15144	5369	17544	5764	
49 DENMARK	1695	495	6674	1751	
53 FINLAND			5789	1252	
54 FRANCE	3258	776	18323	5592	
55 GERMANY W	12162	3432	26072	7465	
59 GREECE			227	57	
67 ITALY	331	354	2355	1213	
73 NETHRLNDS	38825	7949	117568	22767	
355 ISRAEL	25721	3608	87595	12854	

IMPORTS BY COMMODITIES AND COUNTRIES

Commodity and Country		FEBRUARY 1961		JANUARY TO FEBRUARY 1961		Class Number		
		Quantity	Value (\$)	Quantity	Value (\$)			
RUBBLE GUM	516 HONG KONG	2796	880	14604	3330	247		
	559 JAPAN	15580	3082	16630	3413			
	758 COLOMBIA	5137	807	5137	807			
	990 U STATES	306104	90761	546851	157294			
		1524870	381502	3467092	816241			
	1 U KINGDOM	1025	350	5860	1538			
	49 DENMARK			4552	1923			
	64 IRELAND			26570	4772			
	73 NETHRLNDS			5069	1774			
	355 ISRAEL			1937	564			
990 U STATES	25557	8780	40123	14073				
	26582	9130	84111	24644				
CHEWING GUM N O P	1 U KINGDOM	2249	680	2249	680	249		
	73 NETHRLNDS			6593	1704			
	990 U STATES	3116	1464	5525	2153			
		5365	2144	14367	4537			
GLUCOSE AND SYRUP CORN SYRUP	1 U KINGDOM			1310	7820	251		
	55 GERMANY W	30	1041	38	1312			
	73 NETHRLNDS			33	390			
	427 UN SO AFR	225	897	225	897			
	990 U STATES	6916	50899	13350	102119			
	7171	52837	14956	112538				
MOLASSES OF CANE N O P	990 U STATES	174871	31161	365045	70280	252		
		174871	31161	365045	70280			
MOLASSES FOR HUMAN CONSUMPTION	990 U STATES			15013	11839	255		
				15013	11839			
SYRUPS OF CANE OR BEET N O P	1 U KINGDOM			2581	3496	256		
	990 U STATES			450	987			
				3031	4483			
SUGAR RAW IMPORTED BY REFINERS	614 AUSTRALIA	226240	761733	452435	1534442	262		
	716 B GUIANA	109657	401773	219941	821814			
	824 JAMAICA	171319	690318	171319	690318			
	848 CUBA	281395	960737	387916	1336714			
		788611	2814561	1231611	4282288			
SUGAR RAW N O P	716 B GUIANA			1571	6259	263		
				1571	6259			
SUGAR REFINED	1 U KINGDOM			9	140	264		
	990 U STATES	20	628	24	703			
		20	628	33	843			
SUGAR AND SYRUP MAPLE	990 U STATES	1667	245	1667	245	265		
		1667	245	1667	245			
COCOA BEANS NOT ROASTED	1 U KINGDOM			3075	81790	271		
	418 NIGERIA	11179	269485	11207	270204			
	513 CEYLON	112	2737	616	16695			
	752 BRAZIL	326	8601	879	21401			
	763 ECUADOR	300	6965	1201	30876			
	785 VENEZUELA	641	18638	945	27397			
	824 JAMAICA	1481	37548	1481	37548			
	826 LEEW WIND	1069	29602	1069	29602			
	828 TRINIDAD	300	10485	400	13919			
	990 U STATES	4411	116478	20486	543704			
		19819	500539	41359	1073136			
	COCOA BUTTER	54 FRANCE	4409	3307	4409		3307	273
		64 IRELAND	11256	7363	24696		15781	
67 ITALY		44094	23490	44094	23490			
73 NETHRLNDS		11760	6919	133492	69815			
824 JAMAICA		182942	99233	239038	130062			
990 U STATES		31912	16964	69890	38286			
		286373	157276	515619	280741			
COCOA PASTE NOT SWEETENED	1 U KINGDOM			114750	42460	274		
	54 FRANCE	209436	76950	209436	76950			
	55 GERMANY W	55622	15062	70503	19112			
	73 NETHRLNDS			1050	184			
	752 BRAZIL			270	113			
	990 U STATES			376	204			
	265058	92012	396385	139023				
COCOA PASTE SWEETENED	1 U KINGDOM			1120	255	275		
	73 NETHRLNDS	1012	413	1012	413			
	86 SWITZRLND			3492	1608			
	990 U STATES	6850	2302	25250	9430			
		7862	2715	31574	11706			
COCOA OR CHOCOLATE POWDER	1 U KINGDOM	3360	1049	8176	2415	276		
	73 NETHRLNDS	147249	32314	273589	58442			
	990 U STATES	191862	39108	351202	74495			
		342471	72471	632967	135352			
COCOA AND CHOCOLATE PREPS N O P	1 U KINGDOM	334643	76069	548137	137471	277		
	44 BELG LUX			506	146			
	54 FRANCE			700	99			
	55 GERMANY W	268	200	14077	2700			
	64 IRELAND	466704	75853	472129	76972			

IMPORTS BY COMMODITIES AND COUNTRIES

Commodity and Country	FEBRUARY 1961		JANUARY TO FEBRUARY 1961		Class Number
	Quantity	Value (\$)	Quantity	Value (\$)	
67 ITALY	14048	1948	14048	1948	282
73 NETHRLNDS	11878	2508	28104	6771	
86 SWITZRLNO	2935	502	6021	1407	
752 BRAZIL			26400	3420	
855 DOM REP	6700	1211	6700	1211	
990 U STATES	144304	44755	221884	66702	
CHICORY	981480	202746	1338706	298847	
44 BELG LUX			2208	174	282
73 NETHRLNDS	1040	74	2160	178	
990 U STATES	7380	2925	11224	4426	
COFFEE GREEN	8420	2999	15592	4778	
1 U KINGDOM			2381	978	283
415 KENYA	326375	129043	978708	385944	
425 TANGANYKA	269617	101600	470656	177905	
426 UGANDA	234028	58746	996471	203020	
446 ANGOLA			55160	11622	
449 CONGO			106494	39463	
752 BRAZIL	3333990	1205921	8507982	3160514	
758 COLOMBIA	2235668	944163	4491316	1909488	
763 ECUADOR	69707	21917	76552	23786	
774 PERU			97248	37960	
785 VENEZUELA	228495	89128	351366	139234	
828 TRINIDAD	23050	6493	55486	15463	
845 C RICA	119238	47318	593180	238378	
855 DOM REP	103100	39041	202869	77991	
857 EL SALVD	298410	107976	381863	141434	
864 GUATEMALA	328145	128440	706872	277541	
867 HAITI		209	33375	11216	
874 MEXICO	464064	171101	919932	352200	
879 NICARAGUA			38126	13924	
990 U STATES	1000598	212831	2187631	558161	
COFFEE ROASTED AND SUBSTITUTES	9035082	3263927	21253668	7776162	286
1 U KINGDOM			146	225	286
55 GERMANY W			476	461	
73 NETHRLNDS			480	290	
752 BRAZIL			1200	792	
824 JAMAICA	360	271	360	271	
990 U STATES	165432	112219	275567	188542	
COFFEE EXTRACT OF N O P	165792	112490	278229	190581	
1 U KINGDOM	3338	1134	3355	1186	287
990 U STATES	15453	13188	90642	46040	
INSTANT COFFEE POWDER	18791	14322	93997	47226	
1 U KINGDOM			300	615	288
73 NETHRLNDS	840	2085	1680	4144	
857 EL SALVD	1600	2737	2190	4839	
990 U STATES	300247	474900	416565	662433	
CLOVES UNGROUND	302687	479722	420735	672031	
415 KENYA	22400	7628	24640	8433	291
524 MALAYA	6720	2356	6720	2356	
990 U STATES			883	904	
GINGER UNGROUND	29120	9984	32243	11693	
423 S LEONE	2277	623	2277	623	292
516 HONG KONG	2000	241	11700	1186	
617 FIJI	1733	125	15558	1501	
824 JAMAICA	1974	410	1974	410	
848 CUBA	317	63	317	63	
990 U STATES	9789	2217	14351	3349	
MUSTARD GROUND	18090	3679	46177	7132	
1 U KINGDOM	39284	20333	71128	36701	293
990 U STATES	4600	1342	5925	1784	
NUTMEGS AND MACE	43884	21675	77053	38485	
73 NETHRLNDS	140	91	140	91	294
826 LEEW WIND	18200	21958	28400	34583	
990 U STATES	853	913	1895	4915	
PEPPER UNGROUND	19193	22962	30435	39589	
55 GERMANY W			238	100	296
82 SPAIN	2200	753	2200	753	
262 HUNGARY			4400	585	
377 SUDAN			9678	3617	
426 UGANDA	10106	4480	21519	9451	
473 MOROCCO	6600	1782	6600	1782	
519 INDIA	125440	51752	250880	103120	
524 MALAYA	30520	18587	163800	63520	
559 JAPAN	12000	3869	12000	3869	
990 U STATES	1612	663	13174	6656	
SPICES N O P UNGROUND	188478	81886	484489	193453	
1 U KINGDOM			3380	1430	297
67 ITALY			276	340	
73 NETHRLNDS			4454	1552	
429 B AFR NES	2240	204	7840	642	
513 CEYLON	3000	2334	5220	3979	
516 HONG KONG	33600	11245	56000	19089	
524 MALAYA			27732	5899	
556 INDOONESIA	17873	2872	25588	4485	
586 VIET NAM			13580	5022	

IMPORTS BY COMMODITIES AND COUNTRIES

Commodity and Country			FEBRUARY 1961		JANUARY TO FEBRUARY 1961		Class Number	
			Quantity	Value (\$)	Quantity	Value (\$)		
824	JAMAICA	8960	5464	9240	5659	298		
874	MEXICO	3520	1996	3520	1996			
990	U STATES	3859	1299	6923	3143			
GINGER AND SPICES NOP GROUND			73052	25414	163753	53236	298	
1	U KINGDOM	5954	2216	5954	2216			
55	GERMANY W			772	685			
67	ITALY			507	472			
82	SPAIN	27500	8194	36650	10885			
262	HUNGARY	3520	409	3520	409			
288	YUGO SLAV	11000	3000	11000	3000			
519	INDIA			110	65			
990	U STATES	24870	15632	54847	46931			
VANILLA BEANS CRUDE			72844	29451	113360	64663		300
1	U KINGDOM			1302	8741			
874	MEXICO			1237	8899			
990	U STATES	1150	8362	1669	12234	301		
SEEDS AROMATIC CRUDE UNGROUND			1150	8362	4208		29874	
1	U KINGDOM	678	1775	6278	2331	301		
73	NETHRLNDS	5450	944	18983	3132			
864	GUATEMALA	178	504	178	504			
990	U STATES	674	191	11245	3639			
TEA BLACK			6980	3414	36684		9606	319
1	U KINGDOM	305102	196991	759505	484780			
44	BELG LUX	6799	2624	6799	2624			
55	GERMANY W	6006	2239	8283	3140			
64	IRELAND	72	70	72	70			
73	NETHRLNDS	58444	27458	67608	31631			
415	KENYA	69521	41609	188824	111912			
422	RHOD NYAS	8382	3921	8382	3921			
425	TANGANYKA	5040	2724	14124	7310			
426	UGANDA	72165	39334	90836	51315			
449	CONGO			2336	1102			
513	CEYLON	1238124	582346	2188753	1091809			
516	HONG KONG	1195	676	19206	8981			
519	INDIA	1026857	579237	2596977	1484355			
556	INDONESIA	29144	13439	45007	20585			
578	TAIWAN			10000	2211			
990	U STATES	30847	16214	93816	50603			
TEA GREEN			2857698	1508882	6100528	3356349	320	
513	CEYLON	4190	1761	4190	1761			
516	HONG KONG	2608	1751	8371	5667			
559	JAPAN	5000	1536	5500	1734			
VINEGAR			11798	5048	18061	9162	341	
1	U KINGDOM			72	143			
73	NETHRLNDS	150	123	150	123			
990	U STATES	660	1334	13217	5114	352		
YEAST IN CAKES AND PACKAGES			810	1457	13439		5380	
1	U KINGDOM	16320	1556	39120	3941	352		
990	U STATES	2060	2030	4120	4070			
YEAST IN BULK			18380	3586	43240	8011	353	
990	U STATES	8250	937	9880	1472			
HOPS			8250	937	9880	1472	362	
44	BELG LUX	3315	2194	3315	2194			
55	GERMANY W			3647	3319			
246	CZECHO S			6948	5975			
990	U STATES	115967	71545	543907	333780			
LIQUORICE UNSWEETENED			119282	73739	557817	345268	364	
990	U STATES	9940	3067	70600	17973			
MALT SYRUP AND EXTRACTS			9940	3067	70600	17973	365	
1	U KINGDOM	13800	2697	109688	16975			
990	U STATES	5094	1493	117151	28059			
ESSENCES EXTRACTS N O P			18894	4190	226839	45034	367	
1	U KINGDOM	11	623	63	2017			
54	FRANCE			1980	2337			
815	BERMUDA			10	295			
990	U STATES	70	1669	95	2481			
POTATOES FRENCH FRIED FROZEN			81	2292	2148	7130	380	
990	U STATES	82991	14005	326935	51448			
POTATO CHIPS NOT FROZEN			82991	14005	326935	51448	381	
990	U STATES	280238	104812	626798	234110			
VEGETABLE FOOD PRODUCTS N O P			280238	104812	626798	234110	390	
1	U KINGDOM		49694		85788			
55	GERMANY W				4160			
67	ITALY		3199		3199			
73	NETHRLNDS		557		1715			
85	SWEDEN		2954		2954			
516	HONG KONG		4119		9831			
524	MALAYA				766			
559	JAPAN		303		443			
990	U STATES		131565		297962			
				192391		406818		

IMPORTS BY COMMODITIES AND COUNTRIES

Commodity and Country	FEBRUARY 1961		JANUARY TO FEBRUARY 1961		Class Number
	Quantity	Value (\$)	Quantity	Value (\$)	
GROUP 1					
AGRICULTURAL PRODUCTS					
B OTHER THAN FOOD					
ALE BEER PORTER AND STOUT	GAL				
1 U KINGDOM	19738	28196	37020	51655	1501
49 DENMARK	780	924	1719	2082	
55 GERMANY W	2049	2337	3632	4031	
73 NETHRLNDS	897	1152	1167	1500	
559 JAPAN	359	1185	776	2583	
	23823	33794	44314	61851	
BRANDY	P GAL				
1 U KINGDOM	110	983	110	983	1511
54 FRANCE	11771	122660	21618	249465	
55 GERMANY W			70	880	
59 GREECE	141	1219	308	2678	
67 ITALY	245	1653	287	1985	
78 PORTUGAL	1645	6846	2787	10961	
82 SPAIN	140	764	313	1706	
86 SWITZRLND	35	662	35	662	
288 YUGO SLAV	70	460	275	1603	
316 CYPRUS	97	812	217	1447	
427 UN SO AFR	10610	27383	15953	41316	
614 AUSTRALIA	3115	12429	5771	20943	
	27979	175871	47744	334629	
CORDIALS AND LIQUEURS N O P	P GAL				
1 U KINGDOM	990	13979	2673	39003	1512
49 DENMARK	222	2919	641	8384	
54 FRANCE	1277	14232	5923	68325	
59 GREECE	43	286	79	514	
67 ITALY	9	99	150	1726	
73 NETHRLNDS	1627	16445	3389	32935	
76 NORWAY			66	311	
85 SWEDEN			70	264	
262 HUNGARY	21	170	31	242	
288 YUGO SLAV			70	460	
614 AUSTRALIA			108	1086	
824 JAMAICA	11	114	405	4785	
828 TRINIDAD			16	253	
848 CUBA	26	314	41	595	
874 MEXICO			100	2189	
886 P RICO	118	675	232	1330	
990 U STATES	9	286	12	446	
	4353	49519	14006	162848	
GIN	P GAL				
1 U KINGDOM	15376	70666	27144	123684	1513
55 GERMANY W	14	71	77	476	
73 NETHRLNDS	80	376	517	2311	
	15470	71113	27738	126471	
RUM	P GAL				
1 U KINGDOM	8785	37001	28372	108867	1514
54 FRANCE			33	249	
716 B GUIANA	9675	13391	22564	33422	
813 BAHAMAS	70	385	70	385	
822 BARBADOS	3465	14081	6874	23030	
824 JAMAICA	5287	16708	54513	83248	
828 TRINIDAD	7402	35702	17335	76938	
848 CUBA	136	1729	312	3950	
867 HAITI			84	607	
886 P RICO	8641	63829	13121	96731	
990 U STATES	108	149	108	149	
	43569	182975	143386	427576	
WHISKY	P GAL				
1 U KINGDOM	51999	398586	98925	760826	1515
64 IRELAND	35	355	97	826	
73 NETHRLNDS			6	68	
990 U STATES	60281	75354	205792	282568	
	112315	474295	304820	1044288	
ABSINTHE ALCOHOLIC LIQUORS N O P	P GAL				
277 POLAND			805	7619	1516
			805	7619	
WINES NON SPARKLING	GAL				
1 U KINGDOM	4619	24269	12073	66179	1530
43 AUSTRIA	94	561	94	561	
49 DENMARK	1499	4082	3391	9074	
54 FRANCE	27516	108710	80416	306474	
55 GERMANY W	3293	15279	10261	50917	
59 GREECE	1631	2405	3498	5310	
67 ITALY	16759	48835	54362	167525	
73 NETHRLNDS			63	61	
78 PORTUGAL	12910	20716	41749	67815	
82 SPAIN	4241	12513	11068	33100	
86 SWITZRLND	130	499	316	1252	
262 HUNGARY	24	234	417	1689	
316 CYPRUS	2109	2986	2179	3287	
355 ISRAEL	1271	4021	1980	6573	
427 UN SO AFR	24101	42565	35624	63995	
443 ALGERIA	4545	6565	8834	13091	
516 HONG KONG	161	613	466	1957	

IMPORTS BY COMMODITIES AND COUNTRIES

Commodity and Country	FEBRUARY 1961		JANUARY TO FEBRUARY 1961		Class Number
	Quantity	Value (\$)	Quantity	Value (\$)	
614 AUSTRALIA	15743	33885	44621	88152	1560
990 U STATES	4937	15806	26207	67050	
WINES SPARKLING	125583	344544	337619	954062	
	GAL				1571
1 U KINGDOM	12	142	12	142	
54 FRANCE	1781	22817	6762	86534	
55 GERMANY W	125	1253	453	3404	
67 ITALY	349	2201	1117	5874	
355 ISRAEL	80	620	100	781	
614 AUSTRALIA	2347	27033	8492	97155	1572
GUMS AMBER AND ARABIC	LB				
1 U KINGDOM			672	220	1573
990 U STATES	20806	5607	53957	22301	
GUMS AUSTL COPAL DAMAR ETC	20806	5607	54629	22521	1574
524 MALAYA			168000	8532	
990 U STATES	7391	1545	36452	7556	
GUMS BARBERRY ELEMI GEDDA ETC	7391	1545	204452	16088	1575
1 U KINGDOM	50	208	50	208	
990 U STATES	37043	23159	100190	46567	
CHICLE OR SAPPATO GUM CRUDE	37093	23367	100240	46775	1576
864 GUATEMALA	204187	193414	204187	193414	
990 U STATES	74610	36493	74610	36493	
SHELLAC BLEACHED	278797	229907	278797	229907	1577
1 U KINGDOM	1120	481	1120	481	
990 U STATES	1340	701	1340	701	
LAC CRUDE SEED STICK AND SHELL	2460	1182	2460	1182	1579
519 INDIA	8200	1858	13448	3127	
583 THAILAND			41228	8081	
990 U STATES	26251	8118	28585	8994	
RESIN OR ROSIN	34451	9976	83261	20202	1580
1 U KINGDOM			710	73	
59 GREECE			44412	7699	
990 U STATES	1679282	199492	3444676	407520	1581
ROSIN SIZING	1679282	199492	3489798	415292	
GUMS AND BLENDS N O P	999946	146742	2315371	349260	1583
1 U KINGDOM	8951	6732	9021	6795	
73 NETHRLNDS	2000	867	5802	2354	
990 U STATES	410699	141970	628767	240657	1584
TALL OIL AND TALL OIL PITCH	421650	149569	643590	249806	
990 U STATES	LB				1591
COTTON SEED CAKE AND MEAL	742323	35479	1621447	88047	
990 U STATES	742323	35479	1621447	88047	1592
LINSEED OIL CAKE AND MEAL	CWT		1400	3867	
990 U STATES			1400	3867	1594
SOYA BEAN OIL CAKE AND MEAL	CWT				
990 U STATES	224795	662760	469142	1334675	1595
SOYA BEAN FLOUR	224795	662760	469142	1334675	
990 U STATES	CWT				1597
OIL CAKE AND MEAL N O P	1240	9335	4468	33613	
990 U STATES	1240	9335	4468	33613	1601
CASTOR OIL NOT EDIBLE	CWT				
752 BRAZIL	3000	9020	3000	9020	1602
990 U STATES	3000	9020	3000	9020	
CHINAWOOD OIL NOT EDIBLE	CWT				1603
516 HONG KONG	331	6003	646	10936	
990 U STATES	17	543	81	2242	
COCOANUT OIL CRUDE AND REFINED	348	6546	727	13178	1605
1 U KINGDOM					
513 CEYLON	1884	29323	3764	61736	1606
990 U STATES	1884	29323	3288	65039	
COTTONSEED OIL CRUDE REFINED	CWT				1605
990 U STATES	420	6999	967	16025	
ESSENTIAL OIL N O P	513	412401	59491	633197	1605
1 U KINGDOM	51	850	70	1227	
513 CEYLON	37461	420250	60528	650449	1605
990 U STATES	31233	360656	81614	883355	
ESSENTIAL OIL N O P	31233	360656	81614	883355	1606
1 U KINGDOM	LB				
54 FRANCE	3951	10313	5848	20662	
73 NETHRLNDS	17	941	8299	5045	
82 SPAIN	1892	1374	2185	2041	
86 SWITZRLND	1323	2092	5071	5557	
516 HONG KONG	113	794	273	2132	
524 MALAYA	2200	2355	2200	2355	
553 CHINA COM			1100	5916	
752 BRAZIL			1157	552	
815 BERMUDA			60	142	
828 TRINIDAD			2000	10500	
867 HAITI	1020	5976	2040	11907	
990 U STATES	4552	24537	4602	24617	
	82342	214348	127084	473739	
	97410	262730	231919	565165	

IMPORTS BY COMMODITIES AND COUNTRIES

Commodity and Country	FEBRUARY 1961		JANUARY TO FEBRUARY 1961		Class Number
	Quantity	Value (\$)	Quantity	Value (\$)	
FLAXSEED OR LINSEED OIL	CWT				1608
1 U KINGDOM			1	55	
990 U STATES			7	357	
			8	412	
FOOTS OF COTTON SEED OR OLIVES	CWT				1609
OLIVE OIL CRUDE AND REFINED	CWT				1610
59 GREECE	7	325	21	900	
67 ITALY	1218	38608	1395	44608	
78 PORTUGAL	45	1026	45	1026	
82 SPAIN	574	13304	757	17681	
487 TUNISIA			265	7028	
990 U STATES	7	269	129	3667	
	1851	53532	2612	74910	
PALM AND PALM KERNEL OIL	CWT				1611
1 U KINGDOM	6167	76180	6621	83576	
449 CONGO	464	4698	464	4698	
524 MALAYA	18332	168403	53959	495388	
990 U STATES	51	1033	51	1033	
	25014	250314	61095	584695	
PEANUT OIL CRUDE AND REFINED	CWT				1613
516 HONG KONG	115	2362	153	3261	
990 U STATES	236	5959	972	17213	
	351	8321	1125	20474	
PEPPERMINT OIL	LB				1614
1 U KINGDOM			500	1762	
559 JAPAN			600	2562	
990 U STATES	4452	23844	21014	106335	
	4452	23844	22114	110659	
RESIN OIL	CWT				1617
990 U STATES	697	4775	987	7293	
	697	4775	987	7293	
SOYA BEAN OIL CRUDE REFINED	CWT				1619
990 U STATES	19373	235504	38338	450344	
	19373	235504	38338	450344	
VEG OILS CRUDE AND REFINED NOP	CWT				1620
55 GERMANY W			11	315	
516 HONG KONG	10	317	10	317	
559 JAPAN			9	312	
990 U STATES	2592	48474	6024	110303	
	2602	48791	6054	111247	
CASHEW NUT SHELL OIL	CWT				1622
OITICICA OIL	CWT				1623
752 BRAZIL	276	4574	276	4574	
990 U STATES			655	9123	
	276	4574	931	13697	
SUNFLOWER SEED OIL	CWT				1624
VEGETABLE OILS FOR TEXTILES	CWT				1625
990 U STATES	1259	25135	3014	75255	
	1259	25135	3014	75255	
LEMON OIL AND ORANGE OIL	LB				1626
817 B HOND	2172	536	2172	536	
824 JAMAICA			2000	687	
990 U STATES	19814	23732	27797	39332	
	21986	24268	31969	40555	
SPEARMINT OIL	LB				1627
990 U STATES	2545	14175	7797	38556	
	2545	14175	7797	38556	
OILS HYDROGENATED BLOWN ETC	CWT				1628
1 U KINGDOM	14	241	14	241	
55 GERMANY W	20	463	27	653	
73 NETHRLNDS	1024	16549	1024	16549	
85 SWEDEN	66	869	66	869	
990 U STATES	18630	266889	39913	541405	
	19754	285011	41044	559717	
ROSE BUSHES N O P	NO				1646
1 U KINGDOM	585	346	735	400	
44 BELG LUX	2770	509	7170	1051	
49 DENMARK			17040	4831	
73 NETHRLNDS	30394	7412	79001	18768	
990 U STATES	420970	115606	853474	235684	
	454719	123873	957420	260734	
BUSHES ROOTS AND VINES N O P	NO				1647
54 FRANCE	75000	15000	75000	15000	
73 NETHRLNDS	2920	432	6920	872	
990 U STATES	8175	647	8855	723	
	86095	16079	90775	16595	
APPLE TREES N O P	NO				1651
73 NETHRLNDS	150	105	150	105	
	150	105	150	105	
PEACH TREES AND JUNE BUDS NOP	NO				1653
990 U STATES			830	254	
			830	254	
FRUIT TREES N O P	NO				1657
559 JAPAN	1500	297	1500	297	
990 U STATES	175	171	495	374	
	1675	468	1995	671	
AZALEAS RHODODENDRONS ETC					1662
1 U KINGDOM		2316		2316	
44 BELG LUX		17560		43559	
73 NETHRLNDS		54441		97453	
516 HONG KONG		580		642	
559 JAPAN		587		2689	
864 GUATEMALA		52		52	

IMPORTS BY COMMODITIES AND COUNTRIES

Commodity and Country	FEBRUARY 1961		JANUARY TO FEBRUARY 1961		Class Number	
	Quantity	Value (\$)	Quantity	Value (\$)		
886 P RICO		154		578	1663	
990 U STATES		60638		136579		
PALMS FERNS FICUS CANNAS ETC		136328		283868		
73 NETHRLNDS		7113		11750	1664	
559 JAPAN		966		2737		
990 U STATES		9391		13662		
TULIP BULBS		17470		28149		
44 BELG LUX		144		144	1665	
990 U STATES				72		
GLADIOLI BULBS		144		216		
73 NETHRLNDS		6995		11088	1666	
559 JAPAN		387		387		
990 U STATES		917		1774		
FLOWERS AND FOLIAGE CUT		8299		13249		
44 BELG LUX		2552		2552	1668	
54 FRANCE		75		75		
67 ITALY		95		95		
73 NETHRLNDS		859		1127		
559 JAPAN		483		1152		
813 BAHAMAS				252		
874 MEXICO		198		1118		
886 P RICO		174		174		
990 U STATES		251311		464218		
TREES SEEDLING STOCK		255747		470763		
55 GERMANY W				481	1669	
73 NETHRLNDS		3436		4011		
990 U STATES		2204		2455		
FLORIST OR NURSERY STOCK N O P		5640		6947		
1 U KINGDOM		84		84	1678	
44 BELG LUX		3247		6499		
55 GERMANY W				2789		
73 NETHRLNDS		95261		112189		
559 JAPAN		180		300		
886 P RICO		50		419		
990 U STATES		74557		136020		
LATEX NATURAL	LB	173379		258300		
990 U STATES		212482	660768	232243	1679	
LATEX SYNTHETIC	LB	212482	660768	232243		
990 U STATES		346665	874726	331174	1680	
RUBBER ALLIED GUMS N O P	LB	346665	874726	331174		
990 U STATES		9586	15129	37629	1683	
RUBBER CRUDE CAOUTCHOUC	LB	9586	15129	37629		
1 U KINGDOM		281495	413328	103860	1687	
418 NIGERIA		67200	548800	137709		
513 CEYLON		361227	786827	191207		
524 MALAYA		2574601	7258607	1943891		
529 B E I NES			33600	9066		
556 INDONESIA			22372	6379		
583 THAILAND		56000	78400	17226		
990 U STATES		179818	267829	75702		
RUBBER POWDERED WASTE OR JUNK	LB	3520341	9409763	2485040		
990 U STATES		257874	616629	33374		1688
RUBBER RECOVERED	LB	257874	616629	33374		
1 U KINGDOM		30000	170000	17689	1689	
990 U STATES		1746923	3407552	374770		
RUBBER SUBSTITUTE OR SYNTHETIC	LB	1776923	3577552	392459		
990 U STATES		2260697	4657551	1263194	1690	
RUBBER THREAD NOT COVERED	LB	2260697	4657551	1263194		
1 U KINGDOM		1062	1526	1599	1691	
990 U STATES		37735	64589	105236		
HARD RUBBER STRIP SHEET ROD	LB	38797	66115	106835		
55 GERMANY W		242	108	108	1695	
990 U STATES		1444	2690	6845		
WATERPROOF RUBBER FOOTWEAR	PAIR	1686	3345	6953		
1 U KINGDOM		46512	125166	177460	1696	
67 ITALY		5552	5552	6500		
246 CZECHO S		7665	18388	20490		
277 POLAND			4200	2848		
516 HONG KONG		90	5796	7202		
559 JAPAN		72157	178339	167403		
990 U STATES		3489	4808	6997		
RUBBER FOOTWEAR N O P	PAIR	135465	342249	388900		
516 HONG KONG		480	480	223		1697
559 JAPAN		298220	375666	49079		
FOAM RUBBER SHEETING		298700	376146	49302		
990 U STATES		31137		48036		
		31137		48036		

IMPORTS BY COMMODITIES AND COUNTRIES

Commodity and Country	FEBRUARY 1961		JANUARY TO FEBRUARY 1961		Class Number
	Quantity	Value (\$)	Quantity	Value (\$)	
RUBBER SHEETING N O P					1698
1 U KINGDOM		6504		15773	
55 GERMANY W				237	
67 ITALY				5167	
524 MALAYA				13949	
990 U STATES		35671		52158	
		42175		87284	
CONVEYOR BELTING OF RUBBER					1699
1 U KINGDOM		13032		45964	
990 U STATES		12884		16820	
		25916		62784	
BELTING RUBBER N O P					1701
1 U KINGDOM		10338		18214	
55 GERMANY W				217	
85 SWEDEN		615		615	
86 SWITZRLND		90		90	
990 U STATES		39101		80779	
		50144		99215	
CANVAS SHOES RUBBER SDLES					1702
	PAIR				
1 U KINGDOM	167	394	1612	1617	
55 GERMANY W	504	911	504	911	
67 ITALY			1044	1538	
73 NETHRLNDS	105	113	105	113	
246 CZECHO S	106710	60408	124200	79657	
516 HONG KONG	235303	113123	416129	201611	
519 INDIA	8089	3949	9140	4514	
559 JAPAN	356278	165223	788264	373522	
990 U STATES	10419	9415	14645	12893	
	717575	353536	1355643	676376	
CEMENT RUBBER					1704
1 U KINGDOM		449		692	
55 GERMANY W		145		3193	
990 U STATES		46937		104156	
		47531		108041	
GOLF BALLS					1707
	DOZ				
1 U KINGDOM	9287	28570	11629	38339	
559 JAPAN	14088	22831	20688	35559	
990 U STATES	4919	20178	5988	25649	
	28294	71579	38305	99547	
HEELS RUBBER					1708
	PAIR				
990 U STATES	84561	10792	145962	19285	
	84561	10792	145962	19285	
HOSE RUBBER OR RUBBER LINED					1709
1 U KINGDOM		12479		39662	
49 DENMARK				1149	
54 FRANCE		187		412	
55 GERMANY W		51		648	
67 ITALY				603	
73 NETHRLNDS		2081		2081	
76 NORWAY				2440	
85 SWEDEN		98		98	
990 U STATES		145370		342347	
		160266		389440	
WATER BOTTLES RUBBER					1710
1 U KINGDOM		4129		5856	
67 ITALY				95	
246 CZECHO S				233	
990 U STATES		675		964	
		4804		7148	
MATERIALS FOR SEALING COMPOUND					1711
990 U STATES		15632		30838	
		15632		30838	
MATS AND MATTING RUBBER					1712
1 U KINGDOM		673		1546	
55 GERMANY W		1570		3083	
85 SWEDEN		153		153	
246 CZECHO S		2074		4508	
990 U STATES		115199		254789	
		119669		264079	
PACKING RUBBER					1713
1 U KINGDOM		1986		2518	
85 SWEDEN				113	
990 U STATES		17177		41198	
		19163		43829	
TIRES BICYCLE AND MOTORCYCLE					1715
	NO				
1 U KINGDOM	6980	7009	11845	11583	
44 BELG LUX	10380	7471	11825	8367	
54 FRANCE			100	74	
55 GERMANY W	110	60	10258	6268	
67 ITALY	20	91	20	91	
73 NETHRLNDS	4120	2398	8385	4840	
85 SWEDEN	6610	4401	7210	4797	
246 CZECHO S	575	1594	575	1594	
559 JAPAN	1200	731	2438	1654	
990 U STATES	336	833	602	1198	
	30331	24588	53258	40466	
TIRE CASINGS N O P					1716
	NO				
1 U KINGDOM	1065	15642	3339	49135	
43 AUSTRIA			293	3971	
54 FRANCE	51	1159	1687	60436	
55 GERMANY W			415	5333	
67 ITALY	517	5507	1304	13150	
85 SWEDEN	3220	6685	3220	6685	
86 SWITZRLND	400	5660	650	8237	
355 ISRAEL			82	4433	
559 JAPAN	26	1684	162	8827	

IMPORTS BY COMMODITIES AND COUNTRIES

Commodity and Country	FEBRUARY 1961		JANUARY TO FEBRUARY 1961		Class Number
	Quantity	Value (\$)	Quantity	Value (\$)	
990 U STATES	2220	159812	4767	354025	
INNER TUBES RUBBER N O P	7499	196149	15919	514232	
1 U KINGDOM	NO				1717
43 AUSTRIA	6	51	260	494	
54 FRANCE			180	250	
67 ITALY	12	50	1412	5339	
85 SWEDEN	450	517	450	517	
559 JAPAN	3220	1771	4220	2322	
990 U STATES	2626	10897	4331	20541	
TIRES SOLID AUTOMOBILE	6314	13286	11141	29961	
990 U STATES	NO				1718
1 U KINGDOM	150	7300	421	12247	
TIRES SOLID RUBBER N O P	150	7300	421	12247	
1 U KINGDOM		15159		22129	1719
990 U STATES		32090		54274	
		47249		76403	
MANUFACTURES OF RUBBER N O P					1720
1 U KINGDOM		23586		48849	
43 AUSTRIA		956		1063	
49 DENMARK		430		521	
54 FRANCE		76		831	
55 GERMANY W		5010		13339	
67 ITALY		507		3557	
73 NETHRLNDS		593		1801	
85 SWEDEN				121	
246 CZECHO S				84	
355 ISRAEL		931		931	
516 HONG KONG		297		297	
559 JAPAN		4845		10133	
990 U STATES		557941		984659	
		595172		1066186	
BICYCLE INNER TUBES RUBBER	NO				1721
1 U KINGDOM	5810	3359	8000	4299	
44 BELG LUX	5370	1905	6700	2347	
55 GERMANY W	14495	3798	43653	11338	
73 NETHRLNDS	9400	2449	28483	7586	
85 SWEDEN			900	285	
246 CZECHO S	600	486	600	486	
559 JAPAN			2100	612	
990 U STATES			60	95	
	35675	11997	90496	27048	
GASKETS AND WASHERS RUBBER					1722
1 U KINGDOM		3786		6574	
55 GERMANY W				112	
67 ITALY		263		263	
73 NETHRLNDS				1214	
86 SWITZRLND		56		56	
990 U STATES		122925		258580	
		127100		266799	
DRUGGISTS SUNDRIES RUBBER					1723
1 U KINGDOM		5897		11287	
55 GERMANY W		777		1537	
67 ITALY				378	
246 CZECHO S		237		237	
559 JAPAN		237		237	
990 U STATES		87861		152630	
		95009		166306	
TIRE REPAIR MATERIAL OF RUBBER					1724
1 U KINGDOM		295		4380	
54 FRANCE				480	
55 GERMANY W		12792		31111	
990 U STATES		58408		100906	
		71495		136877	
NURSING NIPPLES RUBBER	CROSS				1725
1 U KINGDOM	15	163	55	323	
990 U STATES	493	8051	768	13033	
	508	8214	823	13356	
FLOORING OF RUBBER EXC TILES	SQ YD				1726
1 U KINGDOM	52	86	52	86	
990 U STATES	18356	35764	25627	51059	
	18408	35850	25679	51145	
V BELTS CHIEFLY OF RUBBER					1727
1 U KINGDOM		10215		31977	
55 GERMANY W		990		2453	
73 NETHRLNDS		756		756	
85 SWEDEN		372		611	
559 JAPAN		912		912	
990 U STATES		42522		76575	
		62767		113284	
SOLES SOLING MATERIALS RUBBER					1728
1 U KINGDOM		557		3866	
55 GERMANY W				280	
67 ITALY		231		231	
990 U STATES		43719		84827	
		44507		89124	
AUTOMOTIVE PARTS OF RUBBER N O P					1729
1 U KINGDOM		4302		6321	
54 FRANCE		856		1273	
55 GERMANY W		726		2032	
67 ITALY		62		62	
85 SWEDEN				51	
559 JAPAN				486	
990 U STATES		159104		368048	
		165050		378273	

IMPORTS BY COMMODITIES AND COUNTRIES

Commodity and Country	FEBRUARY 1961		JANUARY TO FEBRUARY 1961		Class Number
	Quantity	Value (\$)	Quantity	Value (\$)	
WEATHERSTRIPPING OF RUBBER					1730
1 U KINGDOM		984		1491	
55 GERMANY W				5204	
990 U STATES		54633		146074	
		55617		152769	
TIRES PNEUM USED EXCEPT SCRAP	NO				1731
1 U KINGDOM			15383	23786	
86 SWITZRLND			115	3515	
990 U STATES	4509	14069	12236	36582	
	4509	14069	27734	63883	
TIRES TRACTOR AND IMPLEMENT	NO				1732
1 U KINGDOM			110	3275	
990 U STATES	4187	132423	7016	286162	
	4187	132423	7128	289437	
SUGAR BEET SEED	LB				1744
990 U STATES	27131	6478	42821	16378	
	27131	6478	42821	16378	
SEEDS FOR BLENDING	LB				1746
519 INDIA	3360	496	3360	496	
744 ARGENTINA	26455	1744	26455	1744	
990 U STATES	47112	2825	153973	13380	
	76927	5065	183788	15620	
CLOVER SEED	LB				1750
85 SWEDEN	434	457	434	457	
622 NEW ZEAL			6720	4716	
990 U STATES	1016121	450579	1854240	859971	
	1016555	451036	1861394	865144	
FLAX SEED	BUSH				1751
990 U STATES	2191	5218	2191	5218	
	2191	5218	2191	5218	
BENT GRASS SEED	LB				1753
990 U STATES	100900	32305	177600	57588	
	100900	32305	177600	57588	
GRASS SEED TIMOTHY	LB				1754
990 U STATES	199640	16480	394485	33099	
	199640	16480	394485	33099	
GRASS SEED N O P	LB				1755
1 U KINGDOM	10000	2857	10000	2857	
49 DENMARK	33400	6912	101070	20511	
73 NETHRLNDS	600	247	1000	319	
85 SWEDEN	15846	5270	15846	5270	
990 U STATES	982264	186270	1574011	287036	
	1042110	201556	1701927	315993	
MILLET AND RAPE SEED	LB				1756
1 U KINGDOM	1500	271	7980	938	
55 GERMANY W			2500	130	
990 U STATES	31100	2472	196240	10267	
	32600	2743	206720	11335	
MUSHROOM SPAWN					1757
990 U STATES		9197		21658	
		9197		21658	
SEED BEANS AND SEED PEAS	LB				1758
1 U KINGDOM	30050	3465	31050	3578	
425 TANGANYKA	9900	1441	54300	8287	
990 U STATES	519348	72629	1217158	154916	
	559298	77535	1302508	166781	
SEED POTATOES	LB				1759
990 U STATES	40000	796	40000	796	
	40000	796	40000	796	
SEEDS 5 DOLLARS OR OVER PER LB					1762
1 U KINGDOM		250		425	
49 DENMARK				409	
54 FRANCE		153		683	
73 NETHRLNDS		930		2570	
559 JAPAN		316		964	
990 U STATES		10301		26379	
		11950		31430	
GARDEN FIELD ROOT SEEDS N O P					1766
1 U KINGDOM		4425		7499	
49 DENMARK		973		1445	
54 FRANCE				52	
55 GERMANY W		374		632	
73 NETHRLNDS		2876		7477	
516 HONG KONG		352		7221	
559 JAPAN		85		1286	
824 JAMAICA				965	
879 NICARAGUA		16039		16039	
990 U STATES		116967		287431	
		142091		330047	
TOBACCO TURKISH UNSTEMMED	LB				1776
382 TURKEY	29122	22018	48848	37364	
990 U STATES			344	384	
	29122	22018	49192	37748	
TOBACCO FLUE CURED UNSTEMMED	LB				1778
990 U STATES					
CIGAR LEAF UNSTEMMED	LB				1779
848 CUBA	10546	8263	14888	11238	
855 DOM REP			7315	2982	
990 U STATES	43407	142098	96060	355125	
	53953	150361	118263	369345	
TOBACCO N O P UNSTEMMED	LB				1780
386 UAR SYRIA	5511	2369	6639	2828	
990 U STATES	335	161	549	268	
	5846	2530	7188	3096	
CIGAR LEAF STEMMED	LB				1782
567 PHIL			5949	2975	

IMPORTS BY COMMODITIES AND COUNTRIES

Commodity and Country	FEBRUARY 1961		JANUARY TO FEBRUARY 1961		Class Number
	Quantity	Value (\$)	Quantity	Value (\$)	
848 CUBA	12276	17441	28871	40315	1783
990 U STATES	35867	24800	59475	44634	
TOBACCO N O P STEMMED	48143	42241	94295	87924	
990 U STATES	413	551	413	551	1784
CIGARS	413	551	413	551	
44 BELG LUX	48	410	48	410	1785
49 DENMARK	20	91	28	164	
55 GERMANY W			368	857	
73 NETHRLNDS	1771	7353	5986	22723	
86 SWITZRLND	51	170	51	170	
848 CUBA	203	2127	760	8454	
990 U STATES	2256	7078	4083	12639	
CIGARETTES	4349	17229	11324	45417	
1 U KINGDOM	749	2419	1090	3176	1787
54 FRANCE	311	426	921	1255	
990 U STATES	27100	52901	61796	120147	
TOBACCO CUT	28160	55746	63807	124578	1788
1 U KINGDOM	4269	10747	18723	43012	
73 NETHRLNDS	36458	32750	74832	67233	
516 HONG KONG	200	301	200	301	
990 U STATES	24880	40686	38339	63160	1811
TOBACCO MANUFACTURED N O P	65807	84484	132094	173706	
1 U KINGDOM			2207	3665	1813
990 U STATES	7142	6393	12533	12200	
LOCUST BEANS LOCUST BEAN MEAL	7142	6393	14740	15865	1815
990 U STATES	4000	1033	4000	1033	
BROOM CORN	4000	1033	4000	1033	1816
67 ITALY	507	7362	507	7362	
262 HUNGARY	551	12039	551	12039	
744 ARGENTINA	861	9314	861	9314	
990 U STATES	2373	45917	4473	85021	
CATTLE FOOD WITH MOLASSES	4292	74632	6392	113736	1818
990 U STATES		16184		39549	
DRUGS CRUDE BARKS FLOWERS		16184		39549	1819
1 U KINGDOM				74	
55 GERMANY W				139	
262 HUNGARY		61		61	
288 YUGO SLAV				145	
427 UN SO AFR				5689	
516 HONG KONG		4160		7349	
752 BRAZIL		396		396	
774 PERU		140		140	
990 U STATES		8186		14603	
HAY AND STRAW		12943		28596	
990 U STATES	2754	86655	4749	148691	1824
MUCILAGE AND VEGETABLE GLUE	2754	86655	4749	148691	
1 U KINGDOM	672	212	672	212	1825
990 U STATES	60528	6313	78096	12607	
PALM LEAF UNMANUFACTURED	61200	6525	78768	12819	1827
990 U STATES		20507		20507	
ROOTS MEDICINAL ALKANET JALAP		20507		20507	1828
990 U STATES		50		100	
STARCH AND PREPARATIONS N O P		50		100	1829
1 U KINGDOM			1190	188	
55 GERMANY W	1102	189	1102	189	
73 NETHRLNDS	89862	10826	187541	19221	
516 HONG KONG	3376	447	9876	1216	
990 U STATES	902981	120534	1794696	233856	
STARCH POTATO POTATO FLOUR	997321	131996	1994405	254670	1832
43 AUSTRIA	4409	1000	4409	1000	
73 NETHRLNDS	66600	10048	352094	18565	
990 U STATES	71009	11048	120700	14880	1833
TAR PINE CRUDE IN BULK		11048	477203	34445	
1 U KINGDOM			2565	1687	1835
990 U STATES	11918	4710	28359	13478	
TEASELS	11918	4710	30924	15165	1836
TURPENTINE SPIRITS OF					
1 U KINGDOM			22	78	
874 MEXICO	7754	4420	7754	4420	1836
990 U STATES	46107	40294	88830	70896	
VEGETABLE PRODUCTS N O P	53861	44714	96606	75394	1836
1 U KINGDOM		2174		3033	
49 DENMARK				1287	
55 GERMANY W		696		696	
82 SPAIN		188		188	
516 HONG KONG		387		437	
553 CHINA COM				704	

IMPORTS BY COMMODITIES AND COUNTRIES

Commodity and Country	FEBRUARY 1961		JANUARY TO FEBRUARY 1961		Class Number
	Quantity	Value (\$)	Quantity	Value (\$)	
559 JAPAN		504		598	
752 BRAZIL				1621	
990 U STATES		41094		65754	
VEGETABLE COLOURING		45043		74318	
1 U KINGDOM				2691	1839
990 U STATES		13685		28359	
DEXTRINE STARCH MIXTURES N O P		13685		31050	
1 U KINGDOM	LB				1840
73 NETHRLNDS	80500	5450	80500	5450	
990 U STATES	94358	6339	181024	12156	
	117545	11126	223845	20721	
	292403	22915	485369	38327	
DEXTRINE STARCH NOT A PASTE	LB				1841
990 U STATES	100	50	500	214	
	100	50	500	214	
DISTILLERS SOLUBLES	CWT				1842
990 U STATES	6205	22183	13344	47959	
	6205	22183	13344	47959	
VEGETABLE FLOUR NOP NOT EDIBLE					1843
990 U STATES		62870		122925	
		62870		122925	
VEGETABLE FLAVOURINGS					1845
1 U KINGDOM		244		2304	
54 FRANCE		712		2159	
55 GERMANY W				847	
59 GREECE				559	
73 NETHRLNDS		209		382	
990 U STATES		65127		172170	
		66292		178421	
SIZING PREPARATIONS N O P	LB				1846
990 U STATES	189790	25202	336274	39121	
	189790	25202	336274	39121	

IMPORTS BY COMMODITIES AND COUNTRIES

Commodity and Country	FEBRUARY 1961		JANUARY TO FEBRUARY 1961		Class Number
	Quantity	Value (\$)	Quantity	Value (\$)	
<u>GROUP 2</u>					
<u>ANIMALS AND ANIMAL PRODUCTS</u>					
CATTLE PURE BRED	NO				2012
1 U KINGDOM	2	1000	2	1000	
990 U STATES	227	83349	297	116839	
	229	84349	299	117839	
BABY CHICKS AND TURKEY POULTS	NO				2013
990 U STATES	620462	166259	1307558	327680	
	620462	166259	1307558	327680	
DOGS PURE BRED	NO				2014
1 U KINGDOM	9	917	19	1880	
64 IRELAND	9	603	9	603	
990 U STATES	28	2954	53	6142	
	46	4474	81	8625	
HORSES PURE BRED	NO				2018
1 U KINGDOM	4	1666	11	9843	
990 U STATES	34	22644	67	110078	
	38	24310	78	119921	
ANIMALS FOR IMP OF STOCK N O P	NO				2021
990 U STATES	12	1365	12	1365	
	12	1365	12	1365	
SHEEP	NO				2030
990 U STATES	788	9129	3865	59703	
	788	9129	3865	59703	
CATTLE N O P	NO				2032
990 U STATES	147	25200	166	29244	
	147	25200	166	29244	
HORSES N O P	NO				2035
1 U KINGDOM	10	1152	10	1152	
990 U STATES	87	13724	130	20671	
	97	14876	140	21823	
LIVESTOCK N O P	NO				2037
BEES	PKGS				2041
TURTLES					2045
990 U STATES		1425		3749	
		1425		3749	
ALL OTHER ANIMALS LIVING N O P					2046
1 U KINGDOM		2213		2942	
44 BELG LUX				782	
55 GERMANY W		1084		1402	
73 NETHRLNDS		3936		16629	
415 KENYA		209		209	
457 FR W AFR		110		110	
519 INDIA		5142		18939	
559 JAPAN		240		240	
614 AUSTRALIA				100	
774 PERU		166		166	
990 U STATES		23241		47528	
		36341		89047	
MINK	NO				2047
990 U STATES	274	14472	839	71897	
	274	14472	839	71897	
BONES CRUDE	CWT				2051
BONE DUST CHARRED BONE	CWT				2052
1 U KINGDOM	6200	18790	10000	31621	
614 AUSTRALIA			200	712	
990 U STATES	415	7206	1357	19473	
	6615	25996	11557	51806	
BONE PITCH CRUDE ONLY	CWT				2053
990 U STATES	645	4213	663	4326	
	645	4213	663	4326	
CHARCOAL ANIMAL FOR SUGAR	CWT				2054
1 U KINGDOM			2265	21890	
385 UAR EGYPT	1120	6557	1120	6557	
	1120	6557	3385	28447	
SHELLS AND FOSSILS N O P					2073
55 GERMANY W		208		208	
559 JAPAN				69	
990 U STATES		344		979	
		552		1256	
OYSTER SHELLS CRUSHED OR NOT	CWT				2075
990 U STATES	72574	54237	128896	95156	
	72574	54237	128896	95156	
FEATHERS NATURAL					2081
1 U KINGDOM		100		162	
49 DENMARK				450	
516 HONG KONG		171		4328	
990 U STATES		30326		37744	
		30597		42684	
BADMINTON SHUTTLECOCKS BIRDS	GROSS				2083
1 U KINGDOM	155	2041	449	5311	
49 DENMARK	42	1412	59	2043	
519 INDIA	13	235	13	235	
527 PAKISTAN	21	200	65	489	
559 JAPAN	91	1340	217	2410	
990 U STATES	108	3809	1032	14545	
	430	9037	1835	25033	

IMPORTS BY COMMODITIES AND COUNTRIES

Commodity and Country	FEBRUARY 1961		JANUARY TO FEBRUARY 1961		Class Number
	Quantity	Value (\$)	Quantity	Value (\$)	
MANUFACTURES OF FEATHERS N O P					2084
1 U KINGDOM		123		635	
54 FRANCE		716		878	
55 GERMANY W				123	
427 UN SO AFR		431		755	
516 HONG KONG		311		743	
519 INDIA				245	
559 JAPAN		402		482	
990 U STATES		812		2460	
		2795		6321	
FEATHERBONE COILS					2085
990 U STATES				139	
				139	
QUILLS NATURAL OR UNPLUMED					2086
990 U STATES				182	
				182	
SHRIMPS PRAWNS FRESH OR FROZEN	LB				2090
516 HONG KONG	47094	20441	65834	27125	
758 COLOMBIA	2050	1856	2050	1856	
857 EL SALVD	500	463	500	463	
874 MEXICO	68450	52893	119750	87824	
883 PANAMA			11000	8020	
990 U STATES	112747	85525	229769	173866	
	230841	161178	428903	299154	
COD HADDOCK POLLOCK FRESH	LB				2091
1 U KINGDOM	5050	1205	11050	3052	
49 DENMARK	14224	3318	14224	3318	
990 U STATES	29229	5937	139301	15260	
	49203	10460	164575	21630	
HALIBUT FRESH	LB				2092
990 U STATES	49524	9788	138594	28802	
	49524	9788	138594	28802	
FISH LIVERS	LB				2093
990 U STATES	18476	4596	18476	4596	
	18476	4596	18476	4596	
HERRINGS FRESH	LB				2094
78 PORTUGAL	14414	2556	20914	3731	
	14414	2556	20914	3731	
LIVE FISH AND EGGS PROPAGATING					2095
990 U STATES		3597		16323	
		3597		16323	
LOBSTERS FRESH OR BOILED	LB				2096
752 BRAZIL			500	627	
848 CUBA	750	896	750	896	
990 U STATES	4570	3687	4750	3858	
	5320	4583	6000	5381	
OYSTERS SEED AND BREEDING					2098
990 U STATES				450	
				450	
OYSTERS FRESH OR FROZEN	GAL				2100
516 HONG KONG			58	163	
990 U STATES	11474	67542	25716	162919	
	11474	67542	25774	163082	
SALMON FRESH	LB				2101
78 PORTUGAL	1500	772	1500	772	
990 U STATES	24192	12840	41257	22940	
	25692	13612	42757	23712	
SQUID FRESH					2102
1 U KINGDOM				255	
516 HONG KONG		920		1834	
559 JAPAN				102	
990 U STATES		1577		1577	
		2497		3768	
FISH ALL OTHER FRESH	LB				2103
1 U KINGDOM	2100	215	2464	293	
49 DENMARK	21340	11077	46390	24293	
73 NETHRLNDS	6500	2983	17000	7931	
78 PORTUGAL	16439	3774	18189	4190	
516 HONG KONG	450	222	2130	961	
559 JAPAN	1340003	201111	1361588	209837	
990 U STATES	130922	30723	365652	68783	
	1517754	250105	1813413	316288	
COD HADDOCK POLLOCK DRIED	LB				2111
1 U KINGDOM	5320	918	5320	918	
76 NORWAY	3968	1046	5948	1646	
990 U STATES			450	67	
	9288	1964	11718	2631	
HERRINGS SALTED	LB				2115
1 U KINGDOM	28500	4651	105325	17032	
73 NETHRLNDS	63438	13864	142804	32275	
76 NORWAY	15000	1507	15000	1507	
85 SWEDEN	14280	3134	14980	3283	
990 U STATES	30990	4449	32270	4679	
	152208	27605	310379	58776	
FISH DRIED N O P	LB				2120
516 HONG KONG	2804	1620	4434	3066	
559 JAPAN	2000	1093	2000	1093	
990 U STATES	10306	2399	10566	2572	
	15110	5112	17000	6731	
FISH ALL OTHER SALTED	LB				2121
1 U KINGDOM			1260	136	
76 NORWAY	703	247	703	247	
82 SPAIN	1455	284	1455	284	
516 HONG KONG	10990	6871	26416	16508	
990 U STATES	500	146	950	434	
	13648	7548	30784	17609	

IMPORTS BY COMMODITIES AND COUNTRIES

Commodity and Country	FEBRUARY 1961		JANUARY TO FEBRUARY 1961		Class Number
	Quantity	Value (\$)	Quantity	Value (\$)	
FISH OTHER SMOKED OR BONELESS	LB				2122
1 U KINGDOM	82445	19961	227772	46397	
73 NETHRLNDS	624	196	9904	2240	
990 U STATES	15778	4145	16445	4593	
	98847	24302	254121	53230	
SHRIMPS AND PRAWNS CANNED	LB NT				2130
49 DENMARK			68	136	
76 NORWAY			3630	3546	
516 HONG KONG			183	126	
527 PAKISTAN	487	547	487	547	
559 JAPAN			114	146	
990 U STATES	112976	132737	268640	330759	
	113463	133284	273122	335260	
CRABS CLAMS CANNED	LB NT				2131
516 HONG KONG			235	66	
559 JAPAN	20849	15612	119438	32912	
990 U STATES			169	77	
	20849	15612	119842	33055	
KIPPERED HERRINGS CANNED	LB NT				2132
1 U KINGDOM	2100	549	22148	6942	
55 GERMANY W			906	364	
76 NORWAY	13829	4875	19605	7218	
	15929	5424	42659	14524	
LOBSTERS CANNED PREPARED N O P	LB NT				2133
49 DENMARK			68	194	
990 U STATES	3208	2523	3569	3135	
	3208	2523	3637	3329	
OYSTERS PREPARED PRESERVED NOP	LB NT				2137
516 HONG KONG	1240	2306	2280	3971	
559 JAPAN	41263	21043	50705	25779	
990 U STATES	6455	3849	24555	14947	
	48958	27198	77540	44697	
SALMON CANNED PREPARED N O P	LB NT				2138
55 GERMANY W			288	218	
85 SWEDEN			794	1133	
559 JAPAN			114	163	
990 U STATES	120000	100346	449194	350594	
	120000	100346	450390	352108	
PILCHARD CANNED	LB NT				2139
1 U KINGDOM			315	88	
990 U STATES			3600	421	
			3915	509	
ANCHOVIES SARDINES CANNED	LB NT				2140
1 U KINGDOM	470	200	470	200	
49 DENMARK	1817	888	3630	1724	
55 GERMANY W	1016	460	2578	1048	
67 ITALY			1420	1305	
76 NORWAY	117298	84556	142564	102620	
78 PORTUGAL	28339	16723	49854	28117	
82 SPAIN	2225	1125	2225	1125	
85 SWEDEN			1042	551	
277 POLAND	1556	413	1711	550	
990 U STATES			4735	1248	
	152721	104365	210229	138488	
TUNA FISH CANNED	LB NT				2143
559 JAPAN	172243	64434	281727	100924	
	172243	64434	281727	100924	
FISH PRESERVED IN OIL N O P					2144
49 DENMARK		165		499	
55 GERMANY W		2658		5832	
67 ITALY				284	
76 NORWAY		5114		5570	
516 HONG KONG		1342		2458	
559 JAPAN		2118		2979	
774 PERU		28892		77774	
990 U STATES		73		153	
		40362		95549	
FISH PREPARED OR PRESERVED NOP					2145
1 U KINGDOM		764		5336	
49 DENMARK		2749		8409	
55 GERMANY W		352		2767	
73 NETHRLNDS		56		111	
76 NORWAY		849		2339	
85 SWEDEN		80		231	
277 POLAND		493		590	
287 U S S R		360		360	
516 HONG KONG		589		3565	
559 JAPAN		1102		1898	
990 U STATES		13225		17310	
		20619		42916	
HERRINGS CANNED	LB NT				2146
1 U KINGDOM	1313	300	19588	4214	
49 DENMARK			703	490	
55 GERMANY W	20642	5622	49929	13413	
73 NETHRLNDS	8377	816	8754	898	
76 NORWAY	1031	435	2562	1553	
85 SWEDEN	7501	2577	9581	3905	
277 POLAND			600	105	
990 U STATES	624	326	624	326	
	39488	10076	92341	24904	
FISH OFFAL OR REFUSE	CWT				2151
990 U STATES	1616	3216	2524	6808	
	1616	3216	2524	6808	
SPONGES OF MARINE PRODUCTION					2152
59 GREECE				84	
67 ITALY				198	

IMPORTS BY COMMODITIES AND COUNTRIES

Commodity and Country	FEBRUARY 1961		JANUARY TO FEBRUARY 1961		Class Number
	Quantity	Value (\$)	Quantity	Value (\$)	
848 CUBA		4178		4178	
990 U STATES		139		3057	
FISHERY PRODUCTS N O P		4317		7517	2153
49 DENMARK		139		309	
55 GERMANY W		1232		2360	
76 NORWAY				253	
78 PORTUGAL		1296		2586	
85 SWEDEN		70		70	
287 U S S R		400		400	
516 HONG KONG		3429		5422	
524 MALAYA				504	
559 JAPAN		2261		17863	
716 B GUIANA		504		747	
752 BRAZIL		517		517	
845 C RICA		255		404	
848 CUBA		244		724	
990 U STATES		36021		76141	
FISH MEAL	CWT	46368		108300	2154
990 U STATES	4477	19030	5277	22393	
FUR SKINS CHINA AND JAP MINK	NO	4477	5277	22393	2155
1 U KINGDOM			25900	20206	
553 CHINA COM			9000	6867	
FUR SKINS RACCOON UNDRRESSED	NO		34900	27073	2157
990 U STATES	7247	27586	15243	48162	
FUR SKINS SHEEP LAMB UNDRRESSED	NO	7247	15243	48162	2158
744 ARGENTINA			1890	2223	
990 U STATES	6400	7322	12885	14628	
FUR SKINS FOX UNDRRESSED	NO	6400	14775	16851	2162
1 U KINGDOM	744	9617	2464	21937	
76 NORWAY			165	2298	
990 U STATES	463	8726	716	13630	
FUR SKINS KOLINSKY UNDRRESSED	NO	1207	3345	37865	2163
1 U KINGDOM			5060	12934	
FUR SKINS MINK UNDRRESSED	NO		5060	12934	2164
1 U KINGDOM	1067	9726	3043	35081	
49 DENMARK	3196	29971	5655	58840	
53 FINLAND	729	13193	1815	32919	
76 NORWAY			10509	152283	
85 SWEDEN	1619	23192	3703	58000	
990 U STATES	58388	711362	107756	1360398	
FUR SKINS MUSKRAT UNDRRESSED	NO	64999	132481	1697521	2165
990 U STATES	228397	225959	457122	439104	
FUR SKINS PERSIAN LAMB UNDRRESS	NO	228397	457122	439104	2166
1 U KINGDOM	1212	8993	33953	197723	
73 NETHRLNDS			7056	39990	
990 U STATES	68058	584344	86603	736007	
FUR SKINS RABBIT UNDRRESSED	NO	69270	127612	973720	2167
54 FRANCE	5000	3133	9000	5213	
990 U STATES	500	323	1500	754	
FUR SKINS SQUIRREL UNDRRESSED	NO	5500	10500	5967	2168
990 U STATES	2000	1592	4000	3211	
FUR SKINS UNDRRESSED N O P	NO	2000	4000	3211	2169
1 U KINGDOM	273	2319	843	3169	
76 NORWAY	950	5231	1550	7704	
386 UAR SYRIA	70	279	70	279	
519 INDIA	23	1307	23	1307	
752 BRAZIL	728	19889	1359	38099	
990 U STATES	13321	137858	24963	197541	
RABBIT SKINS DRESSED N O P	DOZ	15365	28808	248099	2172
FUR SKINS DRESSED N O P		17002		64293	2173
1 U KINGDOM		2629		2629	
55 GERMANY W		3129		15892	
67 ITALY		8832		8887	
427 UN SO AFR				11561	
990 U STATES		36581		348352	
HATTERS FURS NOT ON THE SKIN	LB	68173		451614	2174
1 U KINGDOM	300	1046	914	4938	
44 BELG LUX	2700	8180	5300	13855	
54 FRANCE	3000	5091	3000	5091	
55 GERMANY W	600	2943	4650	11564	
67 ITALY	1170	1989	1170	1989	
82 SPAIN	7050	11514	7050	11514	
990 U STATES	9083	27986	14148	54052	
FUR SKINS SHEEP DRESSED		23903	36232	103003	2175
1 U KINGDOM		1678		2110	
990 U STATES		4235		13912	
		5913		16022	

IMPORTS BY COMMODITIES AND COUNTRIES

Commodity and Country	FEBRUARY 1961		JANUARY TO FEBRUARY 1961		Class Number
	Quantity	Value (\$)	Quantity	Value (\$)	
MANUFACTURES OF FUR N O P					2181
1 U KINGDOM		2187		4077	
44 BELG LUX				575	
54 FRANCE				84	
55 GERMANY W		831		1366	
59 GREECE		2495		2495	
76 NORWAY				563	
86 SWITZRLND				299	
553 CHINA COM				8089	
614 AUSTRALIA				314	
990 U STATES		26076		57469	
		31589		75331	
BRISTLES ANIMAL	LB				2191
1 U KINGDOM	25570	129521	50972	270206	
55 GERMANY W	1406	10765	1406	10765	
73 NETHRLNDS	1775	11950	2662	15903	
990 U STATES	2079	12900	10577	64749	
	30830	165136	65617	361623	
HAIR UNMANUFACTURED	LB				2192
990 U STATES	149863	22653	224455	31862	
	149863	22653	224455	31862	
HORSE HAIR	LB				2193
990 U STATES	2934	3243	5896	7266	
	2934	3243	5896	7266	
MANUFACTURES OF HAIR NOP					2195
1 U KINGDOM		791		1229	
54 FRANCE		391		2223	
55 GERMANY W		1796		4881	
73 NETHRLNDS				66	
553 CHINA COM				175	
990 U STATES		2271		3584	
		5249		12158	
HORSE HIDES	NO				2200
990 U STATES	271	1420	373	2203	
	271	1420	373	2203	
CALF SKINS AND KIPS RAW	NO				2201
54 FRANCE			1000	9256	
954 ST PIERRE		129	107	129	
990 U STATES	34351	221395	84270	528878	
	34458	221524	85377	538263	
CATTLE HIDES RAW	NO				2202
954 ST PIERRE	149	408	149	408	
990 U STATES	84026	582350	166547	1153892	
	84175	582758	166696	1154300	
SHEEP SKINS RAW	NO				2203
954 ST PIERRE	149	83	149	83	
990 U STATES	78461	84196	165349	140363	
	78610	84279	165498	140446	
OTHER HIDES AND SKINS RAW NOP	NO				2204
990 U STATES	3521	7760	4837	10659	
	3521	7760	4837	10659	
GOAT SKINS AND KID SKINS RAW	NO				2205
HIDE SECTIONS OR BELLIES	NO				2206
990 U STATES	9093	8359	32669	36804	
	9093	8359	32669	36804	
LEATHER DRESSED KID					2210
1 U KINGDOM		90209		179351	
54 FRANCE		1406		1406	
55 GERMANY W		2205		3416	
990 U STATES		45097		81396	
		138917		265569	
BELTING LEATHER IN BUTTS					2211
1 U KINGDOM		3460		17694	
54 FRANCE				376	
55 GERMANY W		931		2461	
990 U STATES		11043		14845	
		15434		35376	
LEATHER TANNED N O P					2213
1 U KINGDOM		4064		15052	
43 AUSTRIA				190	
54 FRANCE		1453		1453	
55 GERMANY W				1678	
519 INDIA		5466		9343	
559 JAPAN		3916		12134	
990 U STATES		21037		52451	
		35936		92301	
LEATHER DRESSED N O P					2215
1 U KINGDOM		81806		185360	
43 AUSTRIA		1673		1673	
54 FRANCE		76624		105136	
55 GERMANY W		5668		9392	
64 IRELAND				631	
67 ITALY				1186	
73 NETHRLNDS		17730		18898	
86 SWITZRLND				1149	
527 PAKISTAN		306		306	
614 AUSTRALIA		1107		1420	
990 U STATES		109407		239074	
		294321		564225	
CHAMOIS SKIN					2216
1 U KINGDOM		26726		46732	
44 BELG LUX		368		368	
		27094		47100	
PATENT AND UPHOLSTERY LEATHER					2217
1 U KINGDOM		475		475	

IMPORTS BY COMMODITIES AND COUNTRIES

Commodity and Country	FEBRUARY 1961		JANUARY TO FEBRUARY 1961		Class Number
	Quantity	Value (\$)	Quantity	Value (\$)	
SOLE LEATHER	990 U STATES	1206		5761	2218
		1681		6236	
	1 U KINGDOM	1302	3412	2140	2219
	54 FRANCE	968	968	699	
	990 U STATES	3820	3820	1946	2220
		6090	8200	4785	
SCRAP LEATHER	990 U STATES	9303		11999	2221
		9303		11999	
PIG MOROCCO ROLLER LEATHERS	1 U KINGDOM	51305		136493	2221
	559 JAPAN	4246		4246	
	990 U STATES	39339		97015	2221
		94890		237754	
LEATHER FROM EAST INDIA KIP	1 U KINGDOM	46677		108074	2221
		46677		108074	
LEATHER FOR GLOVES OR CLOTHING	1 U KINGDOM	55968		147808	2224
	990 U STATES	133018		213556	
		188986		361364	2225
LEATHER FOR UPHOLSTERY LEATHER	1 U KINGDOM	10105		23874	
	990 U STATES	1428		1428	2226
		11533		25302	
CRUST OIL LEATHER FOR CHAMOIS					2232
BOOTS AND SHOES MENS LEATHER	PAIR				
	1 U KINGDOM	53134	99917	509707	2233
	43 AUSTRIA	190	536	8662	
	49 DENMARK	181	181	463	2234
	53 FINLAND		20	164	
	54 FRANCE	700	746	3067	2235
	55 GERMANY W	959	2972	15087	
	64 IRELAND		39	174	2236
	67 ITALY	8970	17427	64927	
	73 NETHRLNDS	900	900	8264	2237
	76 NORWAY		21	255	
	82 SPAIN	300	300	896	2238
	86 SWITZRLND	10	10	107	
	246 CZECHO S	300	336	677	2239
	288 YUGO SLAV	11	11	98	
	516 HONG KONG		600	2327	2240
	559 JAPAN		1440	2548	
	990 U STATES	5581	10042	46084	2241
		71236	135498	663507	
BOOTS AND SHOES WOMENS LEATHER	PAIR				2233
	1 U KINGDOM	20197	35329	208385	
	43 AUSTRIA	68	163	2075	2234
	54 FRANCE	1973	2020	20059	
	55 GERMANY W	1785	2787	16283	2235
	64 IRELAND		29	170	
	67 ITALY	28550	41202	172331	2236
	73 NETHRLNDS		13	77	
	82 SPAIN	477	477	2862	2237
	86 SWITZRLND	375	1153	9271	
	288 YUGO SLAV	6	6	62	2238
	516 HONG KONG	48	116	639	
	559 JAPAN	10248	17049	26314	2239
	874 MEXICO	98	98	373	
	990 U STATES	38338	67165	302075	2240
		102163	167607	760976	
BOOTS SHOES CHILDRENS LEATHER	PAIR				2234
	1 U KINGDOM	14458	19876	25122	
	43 AUSTRIA	8	38	315	2235
	54 FRANCE	30	47	297	
	55 GERMANY W	55	424	1557	2236
	67 ITALY	2588	3726	9575	
	559 JAPAN	38	38	123	2237
	990 U STATES	4142	7537	13240	
		21319	31686	50229	2238
HARNESS AND SADDLERY	1 U KINGDOM			17089	
	55 GERMANY W			2235	
	67 ITALY			205	2240
	73 NETHRLNDS			77	
	559 JAPAN			104	2241
	744 ARGENTINA			630	
	874 MEXICO			1127	2241
	990 U STATES			52814	
				48972	2241
LEATHER BELTING	1 U KINGDOM			17546	
	43 AUSTRIA			5904	2239
	49 DENMARK			356	
	55 GERMANY W			12866	2241
	990 U STATES			2472	
				19865	2241
MFRS DF LEATHER OR RAWHIDE NOP	1 U KINGDOM			30289	
	54 FRANCE			309	2241
	55 GERMANY W			757	
	67 ITALY			1273	2241
	73 NETHRLNDS			302	
	82 SPAIN			459	

IMPORTS BY COMMODITIES AND COUNTRIES

Commodity and Country	FEBRUARY 1961		JANUARY TO FEBRUARY 1961		Class Number
	Quantity	Value (\$)	Quantity	Value (\$)	
85 SWEDEN				53	
86 SWITZRLND		73		148	
527 PAKISTAN				260	
559 JAPAN		1631		3312	
874 MEXICO		57		57	
990 U STATES		49524		87793	
SOLES AND HEELS LEATHER		66143		125012	2243
1 U KINGDOM				240	
990 U STATES		8790		11947	
SHOE LIFTS AND WELTING LEATHER		8790		12187	2244
990 U STATES		6646		13739	
STRAPS LEATHER		6646		13739	2245
1 U KINGDOM		1245		1977	
55 GERMANY W				1598	
67 ITALY				261	
86 SWITZRLND		127		243	
990 U STATES		4997		12495	
BICYCLE SADDLES		6369		16574	2246
NO					
1 U KINGDOM	175	219	617	708	
55 GERMANY W	3834	2215	7873	4597	
73 NETHRLNDS	6095	3836	11142	7182	
559 JAPAN	4300	2435	4300	2435	
990 U STATES	450	289	9340	3602	
BEEF AND VEAL FRESH		14854		8994	2251
614 AUSTRALIA	55276	19749	55276	19749	
622 NEW ZEAL			206710	52755	
990 U STATES	498630	269483	1290674	614203	
MUTTON AND LAMB FRESH		553906		1552660	2252
614 AUSTRALIA	2745709	641007	3886143	886745	
622 NEW ZEAL			2230	614	
990 U STATES	2896	548	27911	13478	
PORK FRESH		2748605		641555	2253
614 AUSTRALIA	2700	1508	2700	1508	
990 U STATES	4488755	1424704	8658644	2766071	
POULTRY NOP GAME PARTRIDGE		4491455		1426212	2254
990 U STATES	139673	50277	216041	79407	
MEATS FRESH N O P		139673		50277	2257
848 CUBA	240	282	900	572	
990 U STATES	2030	1476	3830	3095	
EDIBLE OFFAL FRESH		2270		1758	2258
614 AUSTRALIA	6771	3946	6771	3946	
622 NEW ZEAL			999	582	
990 U STATES	355398	66498	868736	178064	
CHICKENS AND FOWL N O P		362169		70444	2259
990 U STATES	1272542	384703	2969282	790168	
TURKEYS NOP		1272542		384703	2260
990 U STATES	659051	240461	777884	296353	
PORK PREP OR PRESERVED N O P		659051		240461	2261
49 DENMARK			728	164	
990 U STATES	717835	229301	1260350	388733	
BEEF PICKLED		717835		229301	2263
990 U STATES	879535	273698	1756117	560751	
CANNED MEATS POULTRY GAME NOP		879535		273698	2264
1 U KINGDOM	9827	3422	80934	26728	
49 DENMARK	48340	27244	70600	40249	
54 FRANCE	300	224	990	1234	
55 GERMANY W	2520	824	2776	876	
73 NETHRLNDS	733	225	12432	3265	
76 NORWAY			587	274	
277 POLAND	277	111	2481	720	
559 JAPAN			205	323	
614 AUSTRALIA	1080	476	1080	476	
622 NEW ZEAL	450	225	450	225	
744 ARGENTINA	90000	27118	90000	27118	
990 U STATES	218623	53683	225277	56636	
EXTRACTS OF MEAT FLUID BEEF		372150		113552	2265
1 U KINGDOM	6720	12897	6720	12897	
73 NETHRLNDS	423	379	875	769	
614 AUSTRALIA	11200	24953	11200	24953	
622 NEW ZEAL			11200	27396	
MEATS PREPARED NOT CANNED		18343		38229	2266
990 U STATES	23435	23297	126783	107959	
SAUSAGE NOT CANNED OR BOTTLED		23435		23297	2269
990 U STATES	15493	13756	28712	25146	
SOUPS SOUP PREPARATIONS N O P		15493		13756	2270
1 U KINGDOM		970		970	
49 DENMARK		209		209	

IMPORTS BY COMMODITIES AND COUNTRIES

Commodity and Country		FEBRUARY 1961		JANUARY TO FEBRUARY 1961		Class Number
		Quantity	Value (\$)	Quantity	Value (\$)	
	55 GERMANY W		2 561		2 561	
	73 NETHRLNDS		1 514		6 884	
	86 SWITZRLND		10 447		1 627 0	
	559 JAPAN		59		910	
	990 U STATES		3 827 2		9 016 3	
			5 403 2		11 796 7	
MEAT PIES FROZEN		LB				2 271
	990 U STATES	3 410 26	1 093 91	6 558 16	2 148 34	
COMPLETE DINNERS MEAT FROZEN		LB				2 272
	990 U STATES	3 410 26	1 093 91	6 558 16	2 148 34	
BEEF CANNED N O P		LB NT				2 273
	614 AUSTRALIA	5 400	2 190	11 628	4 701	
	744 ARGENTINA	18 000	5 278	19 200	5 929	
	990 U STATES	75	158	826	1 028	
		2 347 5	7 626	31 654	11 658	
CORNED BEEF CANNED		LB NT				2 274
	614 AUSTRALIA	4 500	1 852	4 552 2	1 877 0	
	744 ARGENTINA	2 461 63	88 693	6 249 13	2 300 44	
	769 PARAGUAY			1 548 00	5 90 20	
		2 506 63	90 545	8 252 35	30 783 4	
MILK SKIM POWDERED		LB				2 280
	990 U STATES	600	178	2 953	649	
MILK AND CREAM FRESH		GAL				2 281
	49 DENMARK			630	1 523	
BUTTER		LB				2 282
CASEIN		LB				2 283
	614 AUSTRALIA	4 2560	7 782	13 413 1	2 365 2	
	622 NEW ZEAL	9 882	20 66	9 882	20 66	
	990 U STATES	2 528	1 260	8 828	3 510	
		5 497 0	11 108	15 284 1	2 922 8	
CHEESE		LB				2 284
	1 U KINGDOM	1 7059	7 694	2 603 8	1 265 9	
	43 AUSTRIA			2 160	7 35	
	49 DENMARK	22 321 4	9 371 9	4 606 01	1 871 43	
	53 FINLAND	15 954	4 676	3 251 1	9 127	
	54 FRANCE	50 944	30 688	11 759 3	6 932 6	
	55 GERMANY W	15 005	11 536	3 524 7	2 196 8	
	67 ITALY	15 454 1	7 950 0	3 672 16	1 920 43	
	73 NETHRLNDS	12 044 5	4 908 5	2 607 40	10 559 7	
	76 NORWAY	1 143	460	2 289	1 000	
	85 SWEDEN			2 169	614	
	86 SWITZRLND	22 787 8	1 267 48	3 696 66	2 060 74	
	622 NEW ZEAL			2 832	9 23	
	744 ARGENTINA	11 781	4 343	18 405	6 735	
	990 U STATES	11 320 6	7 554 8	30 707 5	20 238 9	
		9 511 70	4 839 97	20 045 42	1 016 33 3	
MILK WHOLE POWDERED		LB				2 286
	86 SWITZRLND			794	532	
	990 U STATES	6 141	2 918	9 246	4 420	
		6 141	2 918	10 040	4 952	
MILK PROD CONDENSED DRIED NOP		LB				2 287
	990 U STATES	11 103 4	5 124	2 300 70	1 233 2	
		11 103 4	5 124	2 300 70	1 233 2	
OLEIC ACID OR RED OIL		CWT				2 288
	990 U STATES	308	5 201	990	1 676 9	
		308	5 201	990	1 676 9	
STEARIC ACID		CWT				2 289
	990 U STATES	10	153	275	3 642	
		10	153	275	3 642	
ANIMAL OIL N O P		CWT				2 293
	1 U KINGDOM	181	1 239	181	1 239	
	990 U STATES	213	2 812	506	8 015	
		394	4 051	687	9 254	
COD LIVER OIL		CWT				2 294
	1 U KINGDOM	672	9 687	693	10 064	
	76 NORWAY			24	434	
	990 U STATES			82	1 107	
		672	9 687	799	11 605	
FISH MARINE ANIMAL OIL N O P		CWT				2 295
	813 BAHAMAS	657	4 128	3 116	1 996 9	
	990 U STATES	8 342	54 387	19 190	12 334 7	
		8 999	58 515	22 306	14 331 6	
WHALE AND SPERMACE TI OIL		CWT				2 297
	990 U STATES	45	1 052	659	1 001 4	
		45	1 052	659	1 001 4	
FISH OIL CONCENTRATED		CWT				2 299
FISH OIL FOR FORTIFYING		CWT				2 300
	559 JAPAN	20	4 429	100	2 167 5	
	990 U STATES	8	1 045	20	3 060	
		28	5 474	120	2 473 5	
BEE SWAX		CWT				2 302
	755 CHILE	110	6 145	110	6 145	
	874 MEXICO	134	7 101	134	7 101	
	990 U STATES	45	2 837	180	1 189 9	
		289	16 083	424	2 514 5	
CANDLES N O P		CWT				2 303
	55 GERMANY W	8	463	8	463	
	559 JAPAN			9	244	
	990 U STATES	79	3 549	417	1 545 7	
		87	4 012	434	1 616 4	

IMPORTS BY COMMODITIES AND COUNTRIES

Commodity and Country	FEBRUARY 1961		JANUARY TO FEBRUARY 1961		Class Number
	Quantity	Value (\$)	Quantity	Value (\$)	
GREASE AND DEGRAS	CWT				2304
1 U KINGDOM			471	3792	
990 U STATES	7422	52245	21774	147248	
	7422	52245	22245	151040	
LARD AND COMPOUNDS STEARINE	CWT				2307
1 U KINGDOM	31	467	31	467	
990 U STATES	22701	252461	40238	420566	
	22732	252928	40269	421033	
TALLOW	CWT				2308
990 U STATES	1103	12020	1883	19945	
	1103	12020	1883	19945	
EGG ALBUMEN DRIED POWDERED ETC	LB				2315
990 U STATES	19650	16814	26574	22336	
	19650	16814	26574	22336	
EGGS DRIED POWDERED N O P	LB				2317
GELATINE INEDIBLE PHOTOGRAPHIC	LB				2320
990 U STATES	10200	17124	21000	27940	
	10200	17124	21000	27940	
ANIMAL GLANDS FOR MEDICINE					2321
990 U STATES		2391		3652	
		2391		3652	
EGGS IN THE SHELL	DOZ				2325
516 HONG KONG	2409	1241	3735	1885	
990 U STATES	120718	297950	248522	574409	
	123127	299191	252257	576294	
EGGS YOLK OR ALBUMEN FROZEN	LB				2326
990 U STATES			6520	3768	
			6520	3768	
GELATINE CAPSULES EMPTY					2328
1 U KINGDOM				681	
990 U STATES		65775		95523	
		65775		96204	
GELATINE EDIBLE	LB				2329
44 BELG LUX	5152	2656	5152	2656	
86 SWITZRLND			2000	808	
614 AUSTRALIA	7100	4715	40700	22172	
990 U STATES	67428	40642	129418	77936	
	79680	48013	177270	103572	
GELATINE N O P	LB				2331
44 BELG LUX			133	60	
990 U STATES	2700	749	2800	804	
	2700	749	2933	864	
GLUE ANIMAL POWDERED OR SHEET	LB				2332
1 U KINGDOM	65200	12689	108800	18404	
990 U STATES	71660	15340	93057	19608	
	136860	28029	201857	38012	
GLUE N O P	LB				2333
55 GERMANY W			282	124	
990 U STATES	29851	4061	32744	5151	
	29851	4061	33026	5275	
GUT AND MANUFACTURES N O P					2336
1 U KINGDOM		837		1147	
614 AUSTRALIA		68		1277	
990 U STATES		226		454	
		1131		2878	
HONEY	LB				2337
1 U KINGDOM	647	479	221051	26134	
64 IRELAND			180	79	
288 YUGO SLAV			6993	2153	
990 U STATES	91316	11589	113307	17911	
	91963	12068	341531	46277	
MANURES ANIMAL	CWT				2338
990 U STATES	4869	8449	5278	9368	
	4869	8449	5278	9368	
MUSK IN PODS OR GRAINS	DOZ				2339
516 HONG KONG	216	8294	216	8294	
	216	8294	216	8294	
RENNET RAW AND PREPARED	LB				2340
990 U STATES	11766	19950	20524	29179	
	11766	19950	20524	29179	
SAUSAGE CASINGS UNCLEANNED	LB				2341
990 U STATES	89826	47913	142492	72628	
	89826	47913	142492	72628	
SAUSAGE CASINGS CLEANED	LB				2342
614 AUSTRALIA	73561	90455	109059	135827	
622 NEW ZEAL	3320	3774	38735	56281	
990 U STATES	7845	5715	10887	9228	
	84726	99944	158681	202036	
TANKAGE	CWT				2343
990 U STATES	5056	9107	11535	20227	
	5056	9107	11535	20227	
ANIMAL PRODUCTS N O P					2344
1 U KINGDOM		10134		33795	
54 FRANCE		75		75	
55 GERMANY W		5245		22617	
73 NETHRLNDS		4631		9177	
86 SWITZRLND				275	
516 HONG KONG		567		1867	
519 INDIA				185	
559 JAPAN				1324	
990 U STATES		53614		84654	
		74266		143969	
HORSE MEAT AND MEAT FOR FEED	CWT				2345
559 JAPAN			500	3713	
990 U STATES	4328	30681	7883	54826	
	4328	30681	8383	58539	

IMPORTS BY COMMODITIES AND COUNTRIES

Commodity and Country	FEBRUARY 1961		JANUARY TO FEBRUARY 1961		Class Number
	Quantity	Value (\$)	Quantity	Value (\$)	
DOG FOOD AND PET STOCK FOOD					2347
73 NETHRLNDS		197		197	
990 U STATES		28133		43183	
		28330		43380	

IMPORTS BY COMMODITIES AND COUNTRIES

Commodity and Country	FEBRUARY 1961		JANUARY TO FEBRUARY 1961		Class Number
	Quantity	Value (\$)	Quantity	Value (\$)	
<u>GROUP 3</u>					
<u>FIBRES TEXTILES AND PRODUCTS</u>					
RAW COTTON	CWT				3001
874 MEXICO	2528	70992	7176	197773	
990 U STATES	129994	3926308	307240	9651756	
	132522	3997300	314416	9849529	
COTTON LINTERS AND FIBRES NOP	LB				3002
382 TURKEY	225984	19169	225984	19169	
752 BRAZIL			40060	2425	
990 U STATES	1369190	82036	2332313	148423	
	1595174	101205	2598357	170017	
BATTS BATTING WADDING COTTON	LB				3004
990 U STATES	61566	37839	116399	73118	
	61566	37839	116399	73118	
COT YARNS SINGLES NOT FINER 20	LB				3005
1 U KINGDOM	4236	3965	13248	12843	
54 FRANCE	1953	1250	1953	1250	
67 ITALY	9747	3959	9747	3959	
82 SPAIN	1100	430	6052	3002	
355 ISRAEL			7850	3224	
990 U STATES	66297	53336	167990	134690	
	83333	62940	206840	158968	
COTTON YARNS SINGLES 21 TO 39	LB				3006
1 U KINGDOM	22611	23677	62282	65273	
54 FRANCE	23914	12179	67754	35910	
82 SPAIN			1039	561	
355 ISRAEL	9574	5410	24162	11389	
752 BRAZIL			10024	6080	
990 U STATES	87243	70529	163230	140977	
	143342	111795	328491	260190	
COT YARNS SINGLES 40 AND FINER	LB				3007
1 U KINGDOM	63064	81477	142517	180926	
54 FRANCE	2676	2210	2973	2775	
67 ITALY			1761	2773	
990 U STATES	19711	28004	55968	79008	
	85451	111691	203219	265482	
COTTON YARNS PLIED	LB				3008
1 U KINGDOM	86209	129560	145496	219870	
43 AUSTRIA	439	793	439	793	
44 BELG LUX	1992	2313	1992	2313	
67 ITALY	941	1971	941	1971	
82 SPAIN			39471	23626	
86 SWITZRLND	299	673	446	952	
990 U STATES	132897	175423	283888	361894	
	222777	310733	472673	611419	
COTTON THREAD	LB				3009
1 U KINGDOM	120	246	120	246	
73 NETHRLNDS	185	341	746	1582	
82 SPAIN	1500	1001	1500	1001	
246 CZECHO S			6591	5447	
288 YUGO SLAV			224	248	
990 U STATES	44814	83547	96443	175100	
	46619	85135	105624	183624	
CROCHET KNITTING COTTON N O P	LB				3014
1 U KINGDOM	559	2204	1593	6663	
54 FRANCE	368	2116	1896	9884	
990 U STATES	14491	19605	34802	51421	
	15418	23925	38291	67968	
CORDS AND TWINE COTTON N O P	LB				3015
1 U KINGDOM	2792	2242	25305	14585	
990 U STATES	22873	20613	80253	57280	
	25665	22855	105558	71865	
COT YARNS NOP INCL TINSSEL THRD	LB				3016
1 U KINGDOM	5471	2138	21397	6806	
990 U STATES	65111	36874	137537	73846	
	70582	39012	158934	80652	
COLOURED COT FAB NOP OVER 80 C	LB				3026
1 U KINGDOM	30759	82487	77118	203065	
43 AUSTRIA	4835	10236	5659	12864	
44 BELG LUX	33536	32173	68249	70522	
49 DENMARK	352	724	352	724	
54 FRANCE	11270	30262	40522	83779	
55 GERMANY W	80285	131477	217664	378056	
67 ITALY	7865	22959	13341	36595	
73 NETHRLNDS	86026	117816	246291	353150	
78 PORTUGAL	19169	26621	35670	51731	
82 SPAIN	21931	22703	23584	26060	
85 SWEDEN	268	505	268	505	
86 SWITZRLND	7512	34308	13565	59409	
246 CZECHO S	42855	40864	74503	68630	
355 ISRAEL			2513	8539	
516 HONG KONG			353	720	
519 INDIA	21396	19166	35343	35599	
559 JAPAN	270868	381405	454593	639252	
867 HAITI	52	116	52	116	
874 MEXICO			4348	7556	
990 U STATES	2081087	3127264	4816626	7240183	
	2720066	4081086	6130614	9277055	
COLORED COT FAB NOP 50 TO 80 C	LB				3027
1 U KINGDOM	452	323	1049	639	
44 BELG LUX	13007	10278	19434	15286	

IMPORTS BY COMMODITIES AND COUNTRIES

Commodity and Country	FEBRUARY 1961		JANUARY TO FEBRUARY 1961		Class Number
	Quantity	Value (\$)	Quantity	Value (\$)	
55 GERMANY W	1265	871	3729	2548	
78 PORTUGAL			3954	3092	
82 SPAIN	3583	2601	6670	4622	
246 CZECHO S	20964	13756	26068	17205	
516 HONG KONG			2067	1508	
519 INDIA	81161	48264	193954	115605	
559 JAPAN	7278	5341	10039	7432	
990 U STATES	81513	55552	167030	118869	
COLORED COT FAB NOP UNDER 50 C	209223	136986	433994	286806	
1 U KINGDOM	LB		773	280	3028
519 INDIA	37258	17301	74380	35631	
990 U STATES	13794	3125	20925	6206	
COTTON DENIMS	51052	20426	96078	42117	
990 U STATES	167338	121965	416623	315162	
HANDKERCHIEF COTTON BLEACHED	167338	121965	416623	315162	
COTTON FABRIC NOT BLEACHED NOP	LB				3030
1 U KINGDOM	3690	3980	17001	15228	3031
44 BELG LUX	93	62	3818	2883	
55 GERMANY W	245	293	245	293	
73 NETHRLNDS			2082	2097	
82 SPAIN	11962	4942	76601	34853	
246 CZECHO S	9011	6419	11410	8331	
287 U S S R			7050	3320	
519 INDIA	131975	64100	192513	95765	
527 PAKISTAN	8073	3400	11129	4786	
553 CHINA COM	33890	17400	39346	20258	
559 JAPAN	92921	75433	230513	166505	
990 U STATES	997844	708972	1853982	1385175	
CANTON FLANNELS NOT COLOURED	1289704	885001	2445690	1739494	
1 U KINGDOM	LB				3032
43 AUSTRIA	254	476	1504	2814	
44 BELG LUX	115	150	369	1083	
55 GERMANY W	146	126	146	126	
73 NETHRLNDS	591	906	2111	3096	
82 SPAIN	1312	954	1676	1450	
86 SWITZRLND	34480	20231	56654	32579	
246 CZECHO S	556	1784	1409	5263	
277 POLAND	22610	16359	22610	16359	
516 HONG KONG	14977	8924	47726	26484	
519 INDIA	82545	58769	177	119	
559 JAPAN	105146	115593	127233	90108	
990 U STATES	50706	71539	213407	228867	
TOWELLING IN THE WEB	313438	295811	562862	533892	
246 CZECHO S	LB				3033
519 INDIA	8863	6289	11775	8447	
990 U STATES	1273	934	1273	934	
VOILES SCRIMS NOT COLOURED	321	420	6671	6757	
1 U KINGDOM	10457	7643	19719	16138	
43 AUSTRIA	76	200	343	1076	
54 FRANCE			46	160	
55 GERMANY W			181	604	
86 SWITZRLND	1835	9027	722	1263	
519 INDIA			3592	16839	
559 JAPAN			2386	1996	
990 U STATES	9614	11791	11642	13831	
COTTON FABRICS BLEACHED N O P	13578	13737	35556	46807	
1 U KINGDOM	25103	34755	54468	82576	
54 FRANCE	5356	10650	10166	18432	
55 GERMANY W	82	241	82	241	
73 NETHRLNDS	1901	2506	2489	3646	
86 SWITZRLND	1669	2614	2087	3230	
277 POLAND	223	862	223	862	
519 INDIA	2694	1749	7642	5013	
559 JAPAN	15447	9037	15447	9037	
990 U STATES	20286	34413	43663	64840	
COTTON CHEESECLOTH AND GAUZE	47658	62072	84475	110246	
1 U KINGDOM	LB				3036
990 U STATES	2279	1539	2360	1669	
POPLIN BLEACHED NOT COLOURED	323660	285752	556731	482280	
1 U KINGDOM	325939	287291	559091	483949	
86 SWITZRLND	168	549	261	778	
277 POLAND	52	184	263	924	
559 JAPAN	2491	2671	2491	2671	
990 U STATES	21805	24345	53406	58456	
COTTON FABRICS CDUNT 100	34817	41863	44522	55354	
1 U KINGDOM	59333	69612	100943	118183	
990 U STATES	25131	89157	55457	194745	
COTTON FABRIC FOR TYPE RIBBON	724	849	1508	2117	
1 U KINGDOM	25855	90006	56965	196862	
67 ITALY	6160	24202	17855	65070	
73 NETHRLNDS			1254	4066	
990 U STATES	419	3398	3955	10887	
	6579	27600	997	7569	
			24061	87592	

IMPORTS BY COMMODITIES AND COUNTRIES

Commodity and Country	FEBRUARY 1961		JANUARY TO FEBRUARY 1961		Class Number
	Quantity	Value (\$)	Quantity	Value (\$)	
COTTON FABRICS WITH CUT PILE	LB				3043
1 U KINGDOM	16655	16181	42184	37229	
54 FRANCE	145	206	2466	1956	
55 GERMANY W	26342	41456	49230	85195	
67 ITALY	650	1321	884	1844	
73 NETHRLNDS	2760	3416	10530	14739	
82 SPAIN	6385	5423	6737	5705	
246 CZECHO S			9937	8017	
277 POLAND			3369	2153	
559 JAPAN	129462	112149	163368	146299	
824 JAMAICA	3992	4623	3992	4623	
990 U STATES	58323	79469	125449	166425	
	244714	264244	418146	474185	
COTTON FABRIC KNITTED	LB				3045
1 U KINGDOM	25722	23890	42452	41413	
54 FRANCE	90	364	90	364	
86 SWITZRLND	40	282	40	282	
990 U STATES	69355	127212	161411	282993	
	95207	151748	203993	325052	
COTTON GABARDINES	LB				3047
1 U KINGDOM	751	3206	3678	14924	
990 U STATES	5167	5628	8403	10163	
	5918	8834	12081	25087	
COTTON FABRICS FOR BOOK COVERS	LB				3050
990 U STATES	410	550	566	738	
	410	550	566	738	
LACE NOT COLOURED FOR CLOTHING	LB				3051
1 U KINGDOM	81	190	927	2254	
43 AUSTRIA	6964	34746	18284	84904	
54 FRANCE	1053	7401	1499	10752	
55 GERMANY W	75	240	243	822	
67 ITALY	7	182	7	182	
86 SWITZRLND	1760	9913	3473	20901	
246 CZECHO S			81	399	
559 JAPAN	1769	2670	1769	2670	
990 U STATES	1751	10705	3324	20432	
	13460	66047	29607	143316	
LACE COLOURED FOR CLOTHING	LB				3052
1 U KINGDOM	38	317	71	563	
43 AUSTRIA	1295	8345	1920	11731	
54 FRANCE	231	1554	365	2272	
55 GERMANY W	27	98	27	98	
86 SWITZRLND	458	3680	766	6536	
559 JAPAN	7585	12801	11911	19914	
990 U STATES	2188	9579	2884	13572	
	11822	36374	17944	54686	
EMBROIDERIES COTTON N O P	LB				3053
1 U KINGDOM	449	1073	484	1149	
43 AUSTRIA	635	2765	885	3845	
54 FRANCE	104	555	210	1000	
73 NETHRLNDS			235	1168	
86 SWITZRLND	1931	16756	3292	30367	
553 CHINA COM			600	726	
990 U STATES	1208	2819	3837	6622	
	4327	23968	9543	44877	
LACE BOBBINET NETS COTTON NOP	LB				3054
1 U KINGDOM	2304	4029	2803	5411	
43 AUSTRIA	217	1479	420	3144	
54 FRANCE	124	760	124	760	
55 GERMANY W	231	440	831	1691	
86 SWITZRLND	44	654	69	794	
516 HONG KONG			28	66	
519 INDIA	98	480	98	480	
990 U STATES	2571	5788	3375	8056	
	5589	13630	7748	20402	
WHITE COTTON BOBBINET PLAIN	YD				3055
1 U KINGDOM	1053	627	2053	1127	
	1053	627	2053	1127	
SAGS COTTON	LB				3082
55 GERMANY W	95	334	95	334	
990 U STATES	15753	12464	20727	17782	
	15848	12798	20822	18116	
BELTING OF COTTON	LB				3083
1 U KINGDOM	9876	9675	22084	20733	
86 SWITZRLND	80	242	80	242	
990 U STATES	7555	19809	16272	54769	
	17511	29726	38436	75744	
BLANKETS OF COTTON	LB				3084
1 U KINGDOM	12014	12590	14478	15776	
44 BELG LUX	64884	59863	163827	146162	
55 GERMANY W	4174	1239	9617	3111	
73 NETHRLNDS			350	212	
246 CZECHO S			1298	802	
559 JAPAN	440	180	3552	2222	
990 U STATES	8984	10024	17025	17659	
	90496	83896	210147	185944	
BRAIDED WICK FOR CANDLES					3086
1 U KINGDOM		891		999	
55 GERMANY W				906	
990 U STATES		605		3234	
		1496		5139	
CURTAINS COTTON N O P	LB				3087
1 U KINGDOM	579	1611	747	2094	
86 SWITZRLND			180	715	
990 U STATES	1769	3458	7921	15055	
	2348	5069	8848	17864	

IMPORTS BY COMMODITIES AND COUNTRIES

Commodity and Country	FEBRUARY 1961		JANUARY TO FEBRUARY 1961		Class Number
	Quantity	Value (\$)	Quantity	Value (\$)	
TABLE AND TRAY CLOTHS COTTON	LB				3088
1 U KINGDOM	12617	24728	24785	49021	
43 AUSTRIA			61	315	
54 FRANCE			91	301	
55 GERMANY W	72	453	323	767	
67 ITALY			36	72	
73 NETHRLNDS	2855	6668	3118	7175	
78 PORTUGAL	87	636	161	975	
82 SPAIN	1352	1799	2039	3298	
86 SWITZRLND	8	55	60	807	
246 CZECHO S	270	191	270	191	
516 HONG KONG	1491	3729	3667	7409	
553 CHINA COM	8114	11683	27681	26397	
559 JAPAN	5345	4073	6065	4627	
990 U STATES	9335	17150	17202	30741	
	41546	71165	85559	132096	
LAODER TAPES FOR BLINDS	LB				3092
1 U KINGDOM			213	414	
990 U STATES	200	590	278	696	
	200	590	491	1110	
QUILTS COTTON	LB				3094
1 U KINGDOM	652	782	652	782	
44 BELG LUX	280	201	280	201	
990 U STATES	958	1454	3494	4486	
	1890	2437	4426	5469	
SHEETS COTTON	LB				3095
1 U KINGDOM	98	293	490	884	
44 BELG LUX			833	815	
73 NETHRLNDS	4574	4894	5603	5785	
277 POLAND	21905	15188	29399	21071	
516 HONG KONG			1991	3720	
559 JAPAN	31971	28969	47247	42370	
990 U STATES	43549	59484	103412	136300	
	102097	108628	188975	210945	
TOWELS COTTON	LB				3096
1 U KINGDOM	976	971	1119	1190	
54 FRANCE	60	66	60	66	
73 NETHRLNDS	635	840	3843	4453	
246 CZECHO S	7175	4724	14697	9978	
516 HONG KONG	9245	7313	10644	9277	
519 INDIA	3490	2207	18686	11829	
553 CHINA COM	665	506	845	645	
559 JAPAN	4618	3305	19508	14246	
990 U STATES	86016	108751	347750	399369	
	112880	128683	417152	451053	
COTTON MANUFACTURES N O P	LB				3097
1 U KINGDOM	5083	9595	11342	21925	
43 AUSTRIA	17	172	68	232	
44 BELG LUX	35	55	481	594	
49 DENMARK	614	661	654	959	
54 FRANCE	775	3624	1646	7202	
55 GERMANY W	7393	7152	9032	10579	
67 ITALY	3547	1382	9247	4168	
73 NETHRLNDS	497	502	1586	2071	
82 SPAIN			402	645	
86 SWITZRLND	111	174	433	1970	
516 HONG KONG	680	408	727	598	
519 INDIA	819	1454	819	1454	
553 CHINA COM			212	216	
559 JAPAN	8460	8323	38651	36986	
990 U STATES	108612	149838	218904	311632	
	136643	183340	294204	401231	
WASH CLOTHS BATH MATS COTTON	LB				3098
1 U KINGDOM			171	331	
44 BELG LUX			1000	759	
73 NETHRLNDS			106	157	
246 CZECHO S			783	526	
516 HONG KONG	8711	5558	8998	6511	
553 CHINA COM	3664	1697	3664	1697	
559 JAPAN	2597	1755	8207	6061	
990 U STATES	29239	40682	52375	68458	
	44211	49692	75304	84500	
PILLOW CASES COTTON	LB				3100
1 U KINGDOM	1568	2790	2705	5168	
78 PORTUGAL			78	426	
277 POLAND	9733	7317	18370	11417	
516 HONG KONG	6047	4688	12021	13522	
553 CHINA COM	22803	24308	44232	52945	
559 JAPAN	19947	17798	50940	46246	
990 U STATES	5099	7411	8876	12131	
	65197	64312	137222	141855	
FLAX FIBRE AND TOW	CWT				3111
44 BELG LUX			2330	14108	
73 NETHRLNDS			336	9305	
990 U STATES	66	3341	66	3341	
	66	3341	2732	26754	
HEMP DRESSED OR UNDRESSED	CWT				3112
JUTE AND JUTE BUTTS	CWT				3113
527 PAKISTAN	3000	49591	5180	75425	
	3000	49591	5180	75425	
OAKUM OF FLAX HEMP OR JUTE	CWT				3114
1 U KINGDOM	18	365	18	365	
73 NETHRLNDS	25	338	75	1225	
990 U STATES	585	11759	794	16479	
	628	12462	887	18069	

IMPORTS BY COMMODITIES AND COUNTRIES

Commodity and Country	FEBRUARY 1961		JANUARY TO FEBRUARY 1961		Class Number
	Quantity	Value (\$)	Quantity	Value (\$)	
BATTS WADDING VEGETABLE FIBRES 990 U STATES	LB 55	83	55	83	3115
YARNS JUTE SINGLES N O P 1 U KINGDOM 519 INDIA	LB 29688	7216	29688 49621	7216 9431	3121
YARNS VEGETABLE FIBRE SINGLES 1 U KINGDOM 990 U STATES	LB 220	140	926 354	853 320	3122
YARNS CORDS TWINE OF JUTE NOP 1 U KINGDOM 990 U STATES	LB 2147	605	2927 495	1004 171	3123
YARNS CORDS TWINE VEG FIB NOP 1 U KINGDOM 64 IRELAND 73 NETHRLNDS 355 ISRAEL 874 MEXICO 990 U STATES	LB 2234 3268 26 14000 29910 2801	1462 874 83 2163 3662 2808	35942 3268 26 14000 126136 5125	10365 874 83 2163 14821 5426	3124
LINEN THREAD FOR SEWING 1 U KINGDOM 43 AUSTRIA 54 FRANCE 990 U STATES	LB 12482	25242	35877 202 897	71320 275 908	3125
YARNS VEG FIBRE FOR WEAVING 1 U KINGDOM 64 IRELAND 519 INDIA 990 U STATES	LB 124919 130162 50607	41185 31719 11827	226249 239151 50607	86187 59236 11827	3126
FABRICS CHIEFLY FLAX OR HEMP 1 U KINGDOM 44 BELG LUX 49 DENMARK 54 FRANCE 55 GERMANY W 85 SWEDEN 86 SWITZRLND 246 CZECHO S 559 JAPAN 990 U STATES	LB 29979 467 224 23 946 263 2261	43409 902 304 155 866 510 1435	72284 816 377 23 1907 263 5249	99398 1690 553 155 1744 510 3549	3132
FABRICS JUTE UNBLEACHED N O P 1 U KINGDOM 44 BELG LUX 54 FRANCE 55 GERMANY W 519 INDIA 527 PAKISTAN 990 U STATES	YD 16875 173211	16603 55124	34316 261407 105633	39221 72103 16093	3134
FABRICS OF JUTE N O P 1 U KINGDOM 990 U STATES	YD 13210 4615	4354 1434	13210 9745	4354 3589	3135
FABRIC JUTE 12INS WIDE OR LESS 519 INDIA	LB 17825	5788	22955	7943	3136
FAB VEG FIB 12INS WIDE OR LESS 1 U KINGDOM 54 FRANCE 55 GERMANY W 73 NETHRLNDS 559 JAPAN 990 U STATES	LB 18089 40 120 2585 360	23842 143 498 2444 493	32520 199 164 2585 7256	45540 623 698 2444 6228	3137
FABRICS VEGETABLE FIBRE N O P 1 U KINGDOM 54 FRANCE 990 U STATES	YD 6044	1784	11697 39	5405 79	3138
TOWELLING TABLE CLOTHS IN WEB 1 U KINGDOM 54 FRANCE 55 GERMANY W 246 CZECHO S 277 POLAND 287 U S S R 990 U STATES	LB 5179 205 1224 1383 6597	6508 701 914 856 3544	8630 205 1224 9422 22595	10920 701 914 6117 12847	3139
BAGS OF HEMP LINEN JUTE SISAL 1 U KINGDOM 990 U STATES	LB 300 4166	318 2814	5724 8215	1272 4250	3171
CARPETING RUGS HEMP JUTE SISAL 1 U KINGDOM 44 BELG LUX 55 GERMANY W 73 NETHRLNDS 246 CZECHO S 559 JAPAN	LB 4466	3132	13939	5522	3172

IMPORTS BY COMMODITIES AND COUNTRIES

Commodity and Country	FEBRUARY 1961		JANUARY TO FEBRUARY 1961		Class Number
	Quantity	Value (\$)	Quantity	Value (\$)	
867 HAITI				1146	
990 U STATES		5229		8890	
QUILTS BATH MATS VEG FIBRE NOP		55766		90824	
559 JAPAN	LB 710	385	710	385	3173
990 U STATES	1422	1478	3656	4135	
	2132	1863	4366	4520	
FIRE HOSE LINEN					
1 U KINGDOM		16308		22160	3174
43 AUSTRIA				1691	
990 U STATES		5254		5254	
		21562		29105	
SAILS FOR BOATS AND SHIPS					
1 U KINGDOM		1513		3947	3176
516 HONG KONG				336	
990 U STATES		3113		4322	
		4626		8605	
TOWELS GLASS CLOTHS CRASH HUCK	LB				
1 U KINGDOM	8026	10911	16575	21828	3177
64 IRELAND			111	130	
246 CZECHO S	26422	20855	41975	32493	
277 POLAND	6451	4845	16784	11205	
516 HONG KONG				227	
990 U STATES	315	587	466	951	
	41214	37198	76138	68908	
SHEETS TABLECLOTHS TOWELS FLAX	LB				
1 U KINGDOM	16272	41221	36948	88603	3178
44 BELG LUX	263	1794	289	2131	
49 DENMARK	18	147	42	201	
54 FRANCE			7	61	
64 IRELAND	67	50	67	50	
67 ITALY	294	563	307	906	
78 PORTUGAL	788	3381	929	4917	
82 SPAIN	851	1055	851	1055	
246 CZECHO S	516	735	3438	3307	
277 POLAND	2360	1691	5806	3731	
287 U S S R	1082	858	1082	858	
516 HONG KONG	142	1463	826	6927	
553 CHINA COM	1896	5560	1970	5947	
559 JAPAN	6719	4867	16643	12892	
990 U STATES	6538	8896	7971	11093	
	37806	72281	77176	142679	
JUTE MANUFACTURES N O P	LB				
1 U KINGDOM	863	1213	5034	4462	3179
990 U STATES	2104	944	10954	4302	
	2967	2157	15988	8764	
VEGETABLE FIBRE MFRS N O P	LB				
1 U KINGDOM	35395	22904	56266	39719	3180
43 AUSTRIA	70	73	70	73	
44 BELG LUX	810	866	2831	2754	
49 DENMARK	208	298	208	298	
54 FRANCE	650	607	848	863	
55 GERMANY W	477	1290	2294	3764	
67 ITALY	7034	4641	8261	6682	
73 NETHRLNDS			242	530	
78 PORTUGAL	10	58	10	58	
85 SWEDEN			154	470	
86 SWITZRLND	72	183	365	923	
246 CZECHO S	217	144	1341	670	
427 UN SO AFR			20	68	
516 HONG KONG			325	1108	
519 INDIA			290	432	
553 CHINA COM			24	244	
559 JAPAN	42889	36054	114977	94246	
990 U STATES	162006	183164	311316	357444	
	249838	250282	499842	510346	
RAW SILK AND COCOONS	LB				
990 U STATES	1451	6571	5436	25424	3201
	1451	6571	5436	25424	
GARNETTED SILK WASTES	LB				
					3202
THREADS CORDS OR TWIST SILK	LB				
1 U KINGDOM			74	983	3213
990 U STATES	905	6422	1311	8723	
	905	6422	1385	9706	
YARNS SILK	LB				
990 U STATES	94	625	111	818	3216
	94	625	111	818	
FABRICS SILK N O P	YD				
1 U KINGDOM	5336	12006	11395	26376	3224
54 FRANCE	5876	13362	12022	29529	
55 GERMANY W	1007	2387	3005	7332	
67 ITALY	17300	40366	25271	60878	
86 SWITZRLND	13893	35252	23660	55983	
516 HONG KONG	56	54	854	1132	
519 INDIA			2582	6038	
559 JAPAN	208125	107510	556682	302899	
583 THAILAND	584	1987	584	1987	
990 U STATES	102087	152428	195265	297233	
	354264	365352	831320	789387	
RIBBONS SILK UNDER 12 INCHES	LB				
54 FRANCE			3	63	3228
86 SWITZRLND	375	972	375	972	
559 JAPAN	350	2434	481	3793	
990 U STATES	10	155	34	553	
	735	3561	893	5381	

IMPORTS BY COMMODITIES AND COUNTRIES

Commodity and Country	FEBRUARY 1961		JANUARY TO FEBRUARY 1961		Class Number
	Quantity	Value (\$)	Quantity	Value (\$)	
FABRICS SILK FOR NECKWEAR	YD				3229
1 U KINGDOM	1095	1702	2812	4347	
43 AUSTRIA	878	742	2153	1909	
54 FRANCE	1022	944	9190	8529	
55 GERMANY W	10567	11037	41219	38810	
67 ITALY	2472	3202	6109	9042	
86 SWITZRLND	4658	8060	9479	15462	
559 JAPAN	665	464	24205	19401	
990 U STATES	56813	66679	122688	146422	
	78170	92830	217855	244922	
UMBRELLA COVERING FABRICS	YD				3230
67 ITALY			588	363	
990 U STATES	28895	12230	55561	23673	
	28895	12230	56149	24036	
FABRICS PILE SILK OR SYNTHETIC	YD				3232
54 FRANCE	80	92	156	156	
55 GERMANY W	2818	4423	4238	5992	
559 JAPAN			797	1610	
990 U STATES	24681	60177	35280	82466	
	27579	64692	40471	90224	
SILK MANUFACTURES N O P	OZ				3252
1 U KINGDOM	190	559	210	618	
54 FRANCE	124	128	636	1579	
86 SWITZRLND			80	78	
516 HONG KONG			80	50	
559 JAPAN			5358	610	
990 U STATES	4128	3148	31496	9731	
	4442	3835	37860	12666	
WOOL IN THE GREASE	LB				3261
1 U KINGDOM	104771	69577	135195	91101	
64 IRELAND	13095	8069	40211	23738	
427 UN SO AFR	8278	4848	29709	18850	
519 INDIA	42976	29095	80834	53589	
614 AUSTRALIA	375254	136703	389382	146071	
622 NEW ZEAL	221065	138754	687865	394457	
990 U STATES	166545	117718	336197	234857	
	931984	504764	1699393	962663	
WOOL WASHED OR SCAURED	LB				3262
1 U KINGDOM	115289	86868	227918	169990	
64 IRELAND	20410	16602	70260	50197	
73 NETHRLNDS	202	220	202	220	
427 UN SO AFR	13133	6806	117513	53046	
614 AUSTRALIA	389223	223513	849134	479566	
622 NEW ZEAL	95912	64075	205103	130849	
744 ARGENTINA	56303	43322	115553	94377	
782 URUGUAY	91253	67997	133413	89742	
990 U STATES	50909	53230	82455	86395	
	832634	562633	1801551	1164382	
WOOL PULLED OR SLIPED	LB				3263
1 U KINGDOM			21292	14756	
622 NEW ZEAL			14958	11114	
990 U STATES	19732	15038	58430	43930	
	19732	15038	94680	69800	
HAIR OF CAMEL ALPACA GOAT NOP	LB				3264
1 U KINGDOM	1080	4045	2080	7697	
44 BELG LUX	1751	7748	2791	10872	
54 FRANCE	1725	7663	3425	14548	
527 PAKISTAN	10000	1970	10000	1970	
553 CHINA COM			5000	21270	
744 ARGENTINA	220	1401	220	1401	
774 PERU	1251	2117	1251	2117	
990 U STATES	48875	48314	114589	125835	
	64902	73258	139356	185710	
MOILS WOOL	LB				3265
1 U KINGDOM	3984	1670	39848	34014	
44 BELG LUX	40936	17248	54140	22389	
559 JAPAN	15000	5732	15000	5732	
614 AUSTRALIA	31095	18605	31095	18605	
744 ARGENTINA			3474	1485	
782 URUGUAY	2883	1721	40217	15589	
990 U STATES	6461	7738	9486	10859	
	100359	52714	193260	108673	
GARNETTED WOOL WASTE	LB				3267
990 U STATES	3136	3838	3136	3838	
	3136	3838	3136	3838	
WOOL TOPS DRY COMBED	LB				3268
1 U KINGDOM	209963	241361	450160	516538	
	209963	241361	450160	516538	
WOOL TOPS OIL COMBED	LB				3269
1 U KINGDOM	551789	612927	1332960	1475214	
427 UN SO AFR			6118	6097	
	551789	612927	1339078	1481311	
HAIR TOPS	LB				3270
1 U KINGDOM	96	255	96	255	
990 U STATES	6594	13626	9709	20250	
	6690	13881	9805	20505	
YARNS OR WARPS HAIR FOR MFRERS	LB				3273
1 U KINGDOM	33057	27126	55122	44766	
	33057	27126	55122	44766	
YARN MOHAIR FOR PILE FABRICS	LB				3274
1 U KINGDOM	11096	23677	28590	61887	
990 U STATES	56	162	56	162	
	11152	23839	28646	62049	
YARNS WOOL FOR 6 OZ FABRICS	LB				3275
1 U KINGDOM	65819	136016	114501	222341	
990 U STATES			735	1428	
	65819	136016	115236	223769	

IMPORTS BY COMMODITIES AND COUNTRIES

Commodity and Country	FEBRUARY 1961		JANUARY TO FEBRUARY 1961		Class Number
	Quantity	Value (\$)	Quantity	Value (\$)	
WOOLLEN SPUN YARN	LB				3276
1 U KINGDOM	51562	82915	124010	196426	
44 BELG LUX	265	1063	265	1063	
54 FRANCE	2028	5399	3558	9455	
55 GERMANY W	1048	2349	1490	3388	
67 ITALY	13437	10810	13437	10810	
73 NETHRLNDS	37	68	37	68	
86 SWITZRLND	500	835	500	835	
990 U STATES	1500	5981	4296	14429	
	70377	109420	147593	236474	
WORSTED SPUN YARN	LB				3277
1 U KINGDOM	53598	98541	153609	244829	
54 FRANCE	12676	26689	16399	33969	
55 GERMANY W	2711	6318	6206	14318	
67 ITALY	8063	14640	19059	31819	
73 NETHRLNDS	88	192	1291	2382	
86 SWITZRLND	378	897	1418	3161	
519 INDIA	1031	1924	1031	1924	
559 JAPAN	160	309	160	309	
782 URUGUAY	467	639	467	639	
990 U STATES	1731	5197	1912	5834	
	80903	155346	201552	339184	
WOOL FAB IN GRAY OVR 4 TO 6 OZ	LB				3281
1 U KINGDOM	372	478	8135	13187	
67 ITALY			1796	3121	
	372	478	9931	16308	
WOOL FAB IN GRAY 4 OZ OR LESS	LB				3282
1 U KINGDOM	4054	9779	9962	25960	
	4054	9779	9962	25960	
KNITTED FABRICS WOOL N O P	LB				3283
1 U KINGDOM	42230	140487	84237	281891	
44 BELG LUX	672	2317	1843	5783	
54 FRANCE	2851	6840	4320	11222	
55 GERMANY W			205	791	
67 ITALY	1520	7087	1812	8041	
73 NETHRLNDS	5665	16345	15877	48602	
86 SWITZRLND	327	1379	673	2814	
990 U STATES	4131	10652	6048	17403	
	57396	185107	115015	376547	
FLANNELS	LB				3284
1 U KINGDOM	53941	152588	102819	292962	
54 FRANCE	2764	12046	4092	17711	
55 GERMANY W			57	461	
67 ITALY	1670	1728	17435	18742	
86 SWITZRLND	56	252	254	967	
355 ISRAEL	273	1139	354	1465	
990 U STATES	1645	7594	1715	7661	
	60349	175347	126726	339969	
OVERCOATINGS	LB				3286
1 U KINGDOM	60652	143929	125668	291580	
54 FRANCE	1062	4190	1148	4748	
55 GERMANY W			14	51	
67 ITALY	15410	15914	25478	30235	
73 NETHRLNDS	773	2564	2005	5948	
86 SWITZRLND	210	845	435	2038	
990 U STATES	332	895	2242	4612	
	78439	168337	156990	339212	
TWEEDS	LB				3287
1 U KINGDOM	84892	191725	172965	393045	
54 FRANCE			1181	4400	
67 ITALY	14504	16755	25586	30230	
73 NETHRLNDS	47	89	47	89	
86 SWITZRLND	25	123	25	123	
990 U STATES	105	314	1809	1905	
	99573	209006	201613	429792	
WORSTEDS AND SERGES	LB				3288
1 U KINGDOM	363032	1409925	809857	3139280	
43 AUSTRIA	120	549	120	549	
44 BELG LUX	744	2558	744	2558	
49 DENMARK	168	755	168	755	
54 FRANCE	6563	29839	16004	71335	
55 GERMANY W	1250	5027	2503	9203	
64 IRELAND	16	50	16	50	
67 ITALY	50616	127931	104049	269949	
73 NETHRLNDS	227	712	1182	2928	
82 SPAIN			636	4132	
85 SWEDEN			134	769	
86 SWITZRLND	4731	17559	6874	27876	
246 CZECHO S	3505	9011	5798	14627	
258 GERMANY E			115	117	
277 POLAND	456	1014	456	1014	
355 ISRAEL	246	1605	246	1605	
559 JAPAN	25993	81407	46907	150467	
614 AUSTRALIA	376	1673	376	1673	
782 URUGUAY			1341	5351	
990 U STATES	8654	45361	24450	117660	
	466697	1734976	1021976	3821898	
WOVEN FABRICS N O P WOOL	LB				3289
1 U KINGDOM	48032	114449	89761	200187	
43 AUSTRIA	395	1357	395	1357	
44 BELG LUX	1517	2327	3152	7259	
49 DENMARK	1337	3786	3454	9073	
54 FRANCE	4550	15783	8939	32188	
55 GERMANY W	576	2725	2062	10614	
64 IRELAND	63	223	63	223	
67 ITALY	22195	28421	31911	39991	

IMPORTS BY COMMODITIES AND COUNTRIES

Commodity and Country	FEBRUARY 1961		JANUARY TO FEBRUARY 1961		Class Number
	Quantity	Value (\$)	Quantity	Value (\$)	
73 NETHRLNDS	1274	2959	1540	3419	
76 NORWAY	65	193	65	193	
85 SWEDEN	529	1167	764	1698	
86 SWITZRLND	395	1800	1479	9499	
519 INDIA			101	452	
559 JAPAN	800	2739	964	3306	
990 U STATES	10816	32123	19837	68641	
	92544	210052	164487	588100	
WOOL FAB 12 INS WIDE OR LESS	LB				3291
54 FRANCE	30	138	231	1005	
55 GERMANY W	81	574	91	673	
86 SWITZRLND			16	79	
990 U STATES	70	359	70	359	
	181	1071	408	2116	
WOOL FABRICS CUT PILE PLUSH	LB				3292
1 U KINGDOM	374	1037	6081	17400	
55 GERMANY W	583	1338	621	1412	
990 U STATES	125	501	125	501	
	1082	2876	6827	19313	
BILLIARD CLOTH OF WOOL FABRIC	LB				3293
1 U KINGDOM	2558	9502	9555	33184	
	2558	9502	9555	33184	
CARPETS AXMINSTER IN ROLLS	SQ FT				3301
1 U KINGDOM	43488	24436	119187	63149	
44 BELG LUX	11394	5526	15633	7707	
54 FRANCE	13738	6520	19770	9367	
55 GERMANY W	154	84	4209	1601	
990 U STATES	24421	7980	30660	16102	
	93195	44546	189459	97926	
CARPETS AXMINSTER SQUARES	SQ FT				3302
1 U KINGDOM	13435	7775	47299	27845	
44 BELG LUX	867	162	867	162	
49 DENMARK	385	407	385	407	
85 SWEDEN	527	264	527	264	
990 U STATES	16127	6072	16717	6937	
	31341	14680	65795	35615	
CARPET BRUSSELS WILTON IN ROLL	SQ FT				3303
1 U KINGDOM	324855	190259	726615	414968	
44 BELG LUX	379223	181401	724000	345279	
49 DENMARK	84	79	84	79	
54 FRANCE	9416	5221	10883	5897	
55 GERMANY W	50439	19067	101630	37498	
67 ITALY	17842	11125	23337	14657	
519 INDIA			732	911	
559 JAPAN	35327	17693	62551	28184	
990 U STATES	25938	15125	37994	21496	
	843124	439970	1687826	868969	
CARPET BRUSSELS WILTON SQUARES	SQ FT				3304
1 U KINGDOM	11520	6812	21160	12531	
44 BELG LUX	12932	6107	18731	8652	
49 DENMARK	2811	1447	3531	1924	
54 FRANCE			864	503	
55 GERMANY W	8601	3779	15638	10497	
67 ITALY	4842	3332	16030	9187	
73 NETHRLNDS			1733	622	
85 SWEDEN			337	262	
473 MOROCCO			215	299	
559 JAPAN			1188	321	
990 U STATES	2811	1215	6869	3311	
	43517	22692	86296	48109	
CARPETS INGRAIN IN ROLLS	SQ FT				3305
990 U STATES	3070	1369	3070	1369	
	3070	1369	3070	1369	
CARPETS INGRAIN SQUARES	SQ FT				3306
49 DENMARK	8497	3320	8497	3320	
519 INDIA			3410	1090	
559 JAPAN	2086	542	2086	542	
990 U STATES			588	449	
	10583	3862	14581	5401	
CARPETS ORIENTAL	SQ FT				3307
1 U KINGDOM	1510	881	2761	3834	
49 DENMARK			129	76	
54 FRANCE	972	859	972	859	
59 GREECE			708	938	
73 NETHRLNDS	68	132	68	132	
347 IRAN	1921	5059	3589	10892	
385 UAR EGYPT	2101	1366	2101	1366	
473 MOROCCO	1639	2272	1639	2272	
516 HONG KONG	534	1497	1476	2885	
519 INDIA	32080	32752	104511	109274	
527 PAKISTAN	1617	4796	1617	4796	
553 CHINA COM	182	659	182	659	
559 JAPAN	1634	1646	1634	1646	
990 U STATES	2867	2063	5659	3867	
	47125	53982	127046	143496	
CARPETS TAPESTRY IN ROLLS	SQ FT				3308
1 U KINGDOM			3141	2113	
54 FRANCE	29824	15437	46222	23362	
55 GERMANY W	1884	898	14607	8315	
990 U STATES	2410	6533	9410	6533	
	41118	22868	73380	40323	
CARPETS TAPESTRY SQUARES	SQ FT				3309
54 FRANCE	3869	1699	3869	1699	
	3869	1699	3869	1699	
MATS HEARTH RUGS AND RUNNERS	SQ FT				3310
1 U KINGDOM	1380	899	1618	1044	

IMPORTS BY COMMODITIES AND COUNTRIES

Commodity and Country	FEBRUARY 1961		JANUARY TO FEBRUARY 1961		Class Number
	Quantity	Value (\$)	Quantity	Value (\$)	
44 BELG LUX	169	60	169	60	
55 GERMANY W	824	494	824	494	
85 SWEDEN	1355	497	1355	497	
519 INDIA			2520	608	
559 JAPAN	872	208	2903	808	
990 U STATES	803	291	3730	1055	
	5403	2449	13119	4566	
BLANKETS N O P WOOL	LB				3342
1 U KINGDOM	12115	18708	22054	35621	
44 BELG LUX	66	192	647	1109	
67 ITALY	139	356	139	356	
73 NETHRLNDS			727	1153	
559 JAPAN	600	292	600	292	
990 U STATES	5507	7921	8306	12140	
	18427	27469	32473	50671	
FELT PRESSED	LB				3343
1 U KINGDOM	788	1932	1099	2601	
990 U STATES	3869	7714	7763	14529	
	4657	9646	8862	17130	
RUGS RAILWAY STEAMER AND AUTO	LB				3344
1 U KINGDOM	3121	8463	5463	13459	
55 GERMANY W			693	513	
67 ITALY	21651	13387	40791	23924	
73 NETHRLNDS			150	240	
	24772	21850	47097	38136	
WOOL MANUFACTURES N O P	LB				3345
1 U KINGDOM	1316	2866	2847	6255	
43 AUSTRIA			62	253	
44 BELG LUX	20	79	20	79	
54 FRANCE			65	1583	
55 GERMANY W	262	582	311	740	
64 IRELAND			450	1232	
67 ITALY			85	126	
73 NETHRLNDS	24	95	172	292	
874 MEXICO			95	106	
990 U STATES	12148	21697	33616	55348	
	13770	25319	37723	66014	
YARN SYNTHETIC ACETATE SINGLES	LB				3360
1 U KINGDOM	566	657	566	657	
990 U STATES	2165	9250	106471	108853	
	9731	9907	107037	109510	
YARNS SYNTHETIC SINGLES N O P	LB				3361
1 U KINGDOM	2197	1652	3763	2946	
55 GERMANY W	300	408	600	816	
67 ITALY	6480	6471	7280	7503	
73 NETHRLNDS			303	321	
86 SWITZRLND	12036	10314	12036	10314	
559 JAPAN	30000	12887	30000	12887	
990 U STATES	5103	4006	36133	27101	
	56116	35738	90115	61888	
YARNS THREADS SYNTHETIC N O P	LB				3362
1 U KINGDOM	2716	5499	4989	10227	
55 GERMANY W	3000	3008	7111	7020	
67 ITALY			1695	1411	
73 NETHRLNDS	2039	1931	2039	1931	
86 SWITZRLND	113	126	313	339	
559 JAPAN	1200	925	1375	1330	
990 U STATES	112029	120792	235668	252342	
	121097	132281	253190	274600	
YARNS SYNTHETIC ACETATE TWIST	LB				3364
1 U KINGDOM	607	538	1002	1380	
990 U STATES	16874	24479	22583	30934	
	17481	25017	23585	32314	
STAPLE FIBRES SYNTHETIC	LB				3365
1 U KINGDOM	125541	72839	294239	190569	
43 AUSTRIA	30716	8031	30716	8031	
54 FRANCE			900	1315	
55 GERMANY W	31801	11773	168603	63834	
67 ITALY			105	51	
990 U STATES	504809	305540	1025799	595278	
	692867	398183	1520362	859078	
TOPS OF SYNTHETIC FIBRES	LB				3366
1 U KINGDOM	7266	3582	10266	4938	
55 GERMANY W	20992	12904	51376	29436	
990 U STATES	17687	14910	27993	23460	
	45945	31396	89635	57834	
WASTE SHORT FIBRE SYNTHETIC	LB				3367
1 U KINGDOM			125	69	
990 U STATES	42984	11784	101007	45040	
	42984	11784	101132	45109	
YARNS FROM POLYAMIDES NYLON	LB				3368
1 U KINGDOM	11076	32729	13644	41760	
44 BELG LUX	4948	7877	14949	36259	
55 GERMANY W	280	1156	22397	40135	
67 ITALY	43990	70278	55528	94010	
86 SWITZRLND	2239	3662	2824	4464	
990 U STATES	65590	140082	158895	313029	
	128123	255784	268237	529657	
YARN SYNTHETIC FOR TIRE FABRIC	LB				3369
990 U STATES	97092	52516	289211	196998	
	97092	52516	289211	196998	
KNITTED FABRIC SYNTHETIC FIBRE	LB				3371
1 U KINGDOM	7823	23414	19502	50201	
43 AUSTRIA	66	288	66	288	
54 FRANCE	888	3466	914	3589	
55 GERMANY W	344	1101	404	1409	

IMPORTS BY COMMODITIES AND COUNTRIES

Commodity and Country	FEBRUARY 1961		JANUARY TO FEBRUARY 1961		Class Number
	Quantity	Value (\$)	Quantity	Value (\$)	
67 ITALY	1197	3689	1743	4496	
86 SWITZRLND	2161	10420	2365	11613	
990 U STATES	50021	122076	91616	231791	
	62500	164454	116610	303387	
FABRICS SYNTHETIC FIBRE N O P	LB				3372
1 U KINGDOM	31053	63645	76881	146079	
43 AUSTRIA	556	1147	556	1147	
44 BELG LUX	7978	10671	13903	17906	
49 DENMARK	121	195	133	270	
54 FRANCE	3403	15831	9384	37364	
55 GERMANY W	25732	44115	92390	163773	
67 ITALY	72861	89236	129017	151029	
73 NETHRLNDS	711	1391	6411	11873	
82 SPAIN	5782	14951	13245	37986	
85 SWEDEN	114	402	114	402	
86 SWITZRLND	3248	15815	7493	30424	
516 HONG KONG	12	69	153	529	
559 JAPAN	87997	155310	207642	391304	
990 U STATES	647259	1496036	1396624	3213049	
	886827	1908814	1953946	4203135	
RIBBONS OF SYNTHETIC FIBRES	LB				3373
1 U KINGDOM	912	3169	1960	6701	
54 FRANCE	1546	6317	2093	8325	
55 GERMANY W	586	961	644	1347	
86 SWITZRLND	260	916	2881	12021	
559 JAPAN	11761	11117	28042	25373	
990 U STATES	33423	70284	64347	133506	
	48488	92764	99967	137273	
CURTAINS OF SYNTHETIC FIBRE	OZ				3390
1 U KINGDOM	10656	1386	14208	1850	
54 FRANCE	15228	8304	21239	10378	
990 U STATES	297362	53199	812393	140217	
	323246	62889	847840	152445	
SYNTHETIC FIBRE MANUFACTRS NOP	OZ				3392
1 U KINGDOM	113513	19450	309831	48091	
43 AUSTRIA			263	64	
49 DENMARK			1430	286	
54 FRANCE	6405	3131	21973	8130	
55 GERMANY W	120782	12620	267217	23079	
67 ITALY	69915	3513	70495	3571	
73 NETHRLNDS			432	53	
85 SWEDEN			3200	357	
86 SWITZRLND	9259	6236	20301	13883	
516 HONG KONG	4197	682	4587	732	
559 JAPAN	879967	45761	1570028	90287	
867 HAITI	657	138	657	138	
990 U STATES	2956270	377356	5732268	729040	
	4161665	468887	8002682	917711	
SYNTH FIBRE FOR ELEC APPARATUS	OZ				3393
990 U STATES	793	196	1232	378	
	793	196	1232	378	
HAIR CLOTH					3401
1 U KINGDOM		7759		15031	
990 U STATES		580		2316	
		8339		17347	
KAPOK	CWT				3411
527 PAKISTAN	26	253	26	253	
990 U STATES	399	7460	451	8778	
	425	7713	477	9031	
MANILA FIBRE	CWT				3412
567 PHIL	448	7805	3483	32816	
845 C RICA	300	8033	300	8033	
990 U STATES	825	29167	1729	52460	
	1573	45005	5512	143309	
SISAL ISTLE TAMPICO FIBRE	CWT				3413
415 KENYA	225	1164	225	1164	
425 TANGANYKA	3578	40199	9005	104215	
752 BRAZIL	15446	166487	24261	258898	
867 HAITI	4135	40216	12608	122399	
874 MEXICO	4801	44010	17914	168496	
990 U STATES	8106	99950	24868	285517	
	36291	392026	88881	940689	
VEGETABLE FIBRE N O P	CWT				3414
752 BRAZIL			11	247	
990 U STATES	167	4437	362	9314	
	167	4437	373	9561	
BALER TWINE	CWT				3420
1 U KINGDOM			455	5889	
867 HAITI			1063	15895	
874 MEXICO			480	5586	
			1998	27370	
GRASSES SEAWEED MOSSES BAGASSE					3421
1 U KINGDOM		3468		9385	
516 HONG KONG		79		411	
559 JAPAN		712		2151	
874 MEXICO				1644	
990 U STATES		3314		8133	
		7573		21724	
BINDER TWINE	CWT				3422
73 NETHRLNDS			50	735	
874 MEXICO			25	314	
990 U STATES			300	4260	
			375	5309	
COIR AND COIR YARN	CWT				3423
1 U KINGDOM	110	1650	110	1650	
	110	1650	110	1650	

IMPORTS BY COMMODITIES AND COUNTRIES

Commodity and Country	FEBRUARY 1961		JANUARY TO FEBRUARY 1961		Class Number
	Quantity	Value (\$)	Quantity	Value (\$)	
MATS RUGS N O P OF COCOA FIBRE	SQ YD				3424
55 GERMANY W	288	777	321	878	
73 NETHRLNDS	3528	901	4186	1831	
519 INDIA	4329	1987	5871	2826	
990 U STATES	706	405	706	405	
	8851	4070	11084	5940	
STRAW OR PAPER CARPETING RUGS					3425
516 HONG KONG		2635		2911	
559 JAPAN		11557		12495	
578 TAIWAN		354		354	
990 U STATES		9827		10922	
		24373		26682	
VEGETABLE FIBRES FOR BRUSHES	CWT				3428
1 U KINGDOM	54	858	95	3115	
44 BELG LUX	200	2720	200	2720	
73 NETHRLNDS	270	3733	483	6915	
744 ARGENTINA			5	1089	
874 MEXICO	551	28159	624	31869	
990 U STATES	311	20149	481	39447	
	1386	55619	1888	85155	
MATS CUT PILE OF COCOA FIBRE	SQ FT				3429
73 NETHRLNDS			452	214	
519 INDIA	45448	6941	68172	10391	
	45448	6941	68624	10605	
WASTE FOR FURTHER PREPARATION	CWT				3451
1 U KINGDOM	228	8260	951	28050	
44 BELG LUX			309	5102	
54 FRANCE	86	1282	727	9764	
55 GERMANY W			605	2758	
67 ITALY	67	2835	73	3021	
73 NETHRLNDS	1644	10186	1644	10186	
516 HONG KONG			824	6635	
527 PAKISTAN			384	2982	
559 JAPAN	200	2026	200	2026	
990 U STATES	28584	334661	62698	665922	
	30809	359250	68415	736446	
WASTE FOR WIPING RAGS N O P	CWT				3452
1 U KINGDOM	91	2085	168	5474	
85 SWEDEN	39	1151	39	1151	
559 JAPAN			100	1019	
990 U STATES	6790	89049	13737	177981	
	6920	92285	14044	185625	
WASTE GARNETTED READY FOR USE	LB				3453
1 U KINGDOM	4631	660	26342	5468	
990 U STATES	113626	19132	275603	50705	
	118257	19792	301945	56173	
BATTS BATTING WADDING N O P	LB				3454
990 U STATES	2978	1991	21289	13546	
	2978	1991	21289	13546	
FISH NETS NETTINGS COMMERCIAL	LB				3460
1 U KINGDOM	61473	94276	110924	168898	
54 FRANCE			150	223	
55 GERMANY W	1000	3045	1000	3045	
73 NETHRLNDS	14470	34697	21697	43845	
76 NORWAY	324	713	324	713	
559 JAPAN	36692	79758	61746	146566	
990 U STATES	5304	16119	16483	47614	
	119263	228608	212324	410904	
FISHING LINES COMMERCIAL	LB				3461
1 U KINGDOM	51751	43110	93259	86129	
49 DENMARK			3427	649	
55 GERMANY W			1640	4511	
73 NETHRLNDS	11287	3907	46596	14111	
76 NORWAY	68	116	418	527	
559 JAPAN	2565	3706	25269	50462	
990 U STATES	28730	44590	43921	69108	
	94401	95429	214530	225497	
CORDAGE MANILA OVER 1 IN CIRC	LB				3463
1 U KINGDOM	60378	14332	205152	60010	
49 DENMARK	3841	932	3841	932	
64 IRELAND	2872	760	2872	760	
73 NETHRLNDS			554	179	
874 MEXICO			3177	368	
990 U STATES	788	613	972	741	
	67879	16637	216568	62990	
CORDAGE COMMERCIAL FISH NET	LB				3464
1 U KINGDOM	146905	36578	459588	120310	
49 DENMARK	57290	17077	85757	25023	
64 IRELAND	58159	14124	58159	14124	
73 NETHRLNDS	25076	5623	80123	19191	
559 JAPAN	9328	6988	12791	9831	
990 U STATES	9695	7814	17958	14407	
	306453	88204	714376	202886	
CORDAGE OVER 1 INCH NOP	LB				3465
1 U KINGDOM	14173	3077	27935	10547	
49 DENMARK	609	830	609	830	
73 NETHRLNDS	409	157	409	157	
559 JAPAN	63	54	63	54	
990 U STATES	12039	3990	18736	5083	
	27293	8108	47752	16671	
COTTON FABRIC RUBBERIZED	LB				3472
1 U KINGDOM	501	1619	1994	2841	
559 JAPAN			1523	487	
990 U STATES	31960	27694	57255	51638	
	32461	29313	60772	54966	

IMPORTS BY COMMODITIES AND COUNTRIES

Commodity and Country	FEBRUARY 1961		JANUARY TO FEBRUARY 1961		Class Number
	Quantity	Value (\$)	Quantity	Value (\$)	
COTTON WINDOW SHADE CLOTH	LB				3473
1 U KINGDOM	3646	2705	3646	2705	
990 U STATES	1345	2053	2550	3608	
	4991	4758	6196	6313	
COTTON FABRICS COATED N O P	LB				3474
1 U KINGDOM	18868	21781	40705	47819	
44 BELG LUX			144	152	
54 FRANCE	1569	964	2640	2100	
55 GERMANY W	4832	6918	8178	10678	
86 SWITZRLND	442	1211	1123	2745	
559 JAPAN			795	922	
990 U STATES	436388	437383	850928	861124	
	462099	468257	904513	925540	
ARTISTS CANVAS COATED PREPARED					3475
1 U KINGDOM				115	
990 U STATES		1522		1522	
		1522		1637	
CANVAS FLAX FOR TENTS AWNINGS	LB				3476
1 U KINGDOM	8826	5372	10176	6146	
990 U STATES	75	61	2265	2441	
	8901	5433	12441	8587	
FABRICS JUTE COATED	LB				3478
1 U KINGDOM	683	341	2300	1165	
990 U STATES	476	382	54604	18910	
	1159	723	56904	20075	
FABRICS VEG FIBRE COATED	LB				3479
1 U KINGDOM	13422	2780	45502	10663	
54 FRANCE			280	197	
559 JAPAN	83526	11465	88508	12590	
990 U STATES	22042	29462	51651	62055	
	118990	43707	185941	85505	
FABRICS FOR BRATTICE CLOTH	LB				3480
1 U KINGDOM	11667	3254	11667	3254	
990 U STATES	225	67	1250	281	
	11892	3321	12917	3535	
FABRICS SILK COATED	LB				3481
990 U STATES	308	1585	464	2433	
	308	1585	464	2433	
FABRICS WOOL COATED	LB				3483
44 BELG LUX	33	90	33	90	
55 GERMANY W	3244	8450	4109	10526	
990 U STATES	1466	3068	3823	6472	
	4743	11608	7965	17088	
FABRICS SYNTHETIC FIBRE COATED	LB				3484
1 U KINGDOM			400	894	
43 AUSTRIA			220	207	
44 BELG LUX	80014	79673	165780	169148	
67 ITALY			7352	5925	
73 NETHRLNDS			703	754	
559 JAPAN	9476	5127	18953	8794	
990 U STATES	261405	445442	524746	890067	
	350895	530242	718154	1075789	
OILCLOTH FLOOR LINOLEUM	LB				3485
1 U KINGDOM	618516	93278	1785473	240123	
73 NETHRLNDS	3234	615	19320	3469	
990 U STATES	526186	128031	1019082	259596	
	1147936	221924	2823875	503188	
OILCLOTH CARRIAGE SHELF TABLE	LB				3486
1 U KINGDOM	1624	1203	2619	1916	
990 U STATES	874	440	12833	5315	
	2498	1643	15452	7231	
TYPEWRITER RIBBONS	LB				3487
1 U KINGDOM	133	424	158	772	
246 CZECHO S	176	518	205	591	
990 U STATES	1021	6002	1789	10339	
	1330	6944	2152	11702	
FABRICS COTTON TO COVER RUBBER	LB				3488
1 U KINGDOM	5756	7378	16169	20709	
	5756	7378	16169	20709	
CORD TIRE FABRICS SYNTH FIBRE	LB				3489
990 U STATES	72231	76312	145974	157189	
	72231	76312	145974	157189	
LACE EMBROIDERIES BOBBINET NOP	LB				3501
1 U KINGDOM	7158	34952	15076	71134	
43 AUSTRIA	827	5789	1311	8770	
44 BELG LUX			29	148	
54 FRANCE	4831	51121	7850	33168	
55 GERMANY W	543	2141	1125	5985	
67 ITALY	10	182	222	1591	
73 NETHRLNDS			456	760	
78 PORTUGAL			25	354	
86 SWITZRLND	665	4595	1252	10792	
516 HONG KONG	1313	5597	1349	7497	
559 JAPAN	3790	20758	17071	64770	
578 TAIWAN			837	21560	
990 U STATES	49953	183989	106164	394220	
	69090	309124	152767	670749	
KNITTED GOODS N O P	LB				3524
1 U KINGDOM	1275	3767	1313	3844	
54 FRANCE			135	405	
55 GERMANY W	88	317	155	450	
67 ITALY	88	347	108	511	
86 SWITZRLND	18	78	157	576	
559 JAPAN	200	170	200	170	
990 U STATES	50225	87626	92546	173269	
	51894	92305	94614	179225	

IMPORTS BY COMMODITIES AND COUNTRIES

Commodity and Country	FEBRUARY 1961		JANUARY TO FEBRUARY 1961		Class Number
	Quantity	Value (\$)	Quantity	Value (\$)	
CHENILLE YARNS AND CORDS	LB				3548
559 JAPAN	300	319	652	618	
990 U STATES	54	158	141	289	
USED BAGS OF VEGETABLE FIBRE					3550
990 U STATES		800		2772	
BELTING N O P		800		2772	3551
	LB				
1 U KINGDOM	2075	2794	5558	6205	
43 AUSTRIA	164	318	164	318	
55 GERMANY W			59	313	
86 SWITZRLND	430	1680	812	3744	
990 U STATES	4782	10601	8505	18356	
BLANKETS FOR PRINTING PRESSES		7451	15098	28936	3552
1 U KINGDOM		3286		5838	
55 GERMANY W		50		110	
886 P RICO		9953		9953	
990 U STATES		43018		106793	3553
BRAIDS CORDS FRINGES NOP		56307		122694	
1 U KINGDOM		3683		6623	3554
43 AUSTRIA		74		468	
54 FRANCE		793		2347	
55 GERMANY W		1940		5700	
67 ITALY		2176		2831	
86 SWITZRLND		280		2284	
246 CZECHO S		1870		2869	
559 JAPAN		212		996	
990 U STATES		43732		78461	
CARPETS N D P		54760		102579	
	SQ FT				
1 U KINGDOM	14293	3847	38607	9015	
44 BELG LUX	61666	11565	83146	15945	
49 DENMARK	80	74	172	178	
54 FRANCE	226	128	373	306	
55 GERMANY W	129	71	129	71	
67 ITALY	1537	390	6869	1714	
73 NETHRLNDS			1236	645	
559 JAPAN	54743	7322	225764	27445	
614 AUSTRALIA			10146	2959	
990 U STATES	157917	73945	286353	123530	
	290591	97342	652795	181808	
CURTAINS N D P					3557
1 U KINGDOM		243		716	
559 JAPAN		683		683	
990 U STATES		6546		19016	3559
HAT BRAIDS NOT OVER 6 INCHES		7472		20415	
67 ITALY		2790		4627	
86 SWITZRLND		45566		120357	
559 JAPAN		812		4748	
867 HAITI		301		301	
990 U STATES		8173		19534	
HAT SWEATS CAP PEAKS AND BANOS		57642		149567	3560
1 U KINGDOM		1558		1743	
44 BELG LUX		901		3068	
67 ITALY				172	
990 U STATES		42353		72039	3561
HOODS AND SHAPES OF FUR FELT		44812		77022	
	DOZ				3561
1 U KINGDOM			50	981	
54 FRANCE	326	15918	326	15918	
67 ITALY	78	2664	110	4022	
246 CZECHO S	253	3341	629	8638	
990 U STATES	228	3902	243	4066	
HOODS AND SHAPES KNITTEO		885	1358	33625	3563
	DOZ				
54 FRANCE	13	254	235	2507	
67 ITALY	2133	19680	5216	44777	
86 SWITZRLND	609	7786	1694	22380	
516 HONG KONG	1100	6237	1300	7491	
553 CHINA COM	500	2809	750	6512	
559 JAPAN	2834	11632	4563	18331	
578 TAIWAN	650	5523	1050	8100	
763 ECUADOR	225	1921	225	1921	
874 MEXICO	840	1142	840	1142	
990 U STATES	2723	20282	6064	45493	
	11627	77266	21937	158654	
HOODS AND SHAPES N O P					3564
	DOZ				
1 U KINGDOM			20	375	
67 ITALY	133	2652	323	4607	
86 SWITZRLND	173	3221	520	9444	
559 JAPAN	60	360	60	360	
990 U STATES	1288	8943	1860	13394	
SURGICAL DRESSINGS		1654	2783	28180	3566
1 U KINGDOM		42277		72603	
55 GERMANY W		6833		14788	
559 JAPAN				3389	
990 U STATES		58178		122896	
ELASTIC WEBBING WOVEN FOR MFRS		107288		213676	3567
	LB				
1 U KINGDOM	496	2929	1772	6495	
55 GERMANY W	659	1466	3287	6800	

IMPORTS BY COMMODITIES AND COUNTRIES

Commodity and Country	FEBRUARY 1961		JANUARY TO FEBRUARY 1961		Class Number
	Quantity	Value (\$)	Quantity	Value (\$)	
67 ITALY			50	230	
86 SWITZRLND			165	466	
559 JAPAN	16052	16027	20542	19790	
990 U STATES	4843	11169	7771	20420	
	22050	31591	33587	54201	
ELASTIC WEBBING WOVEN N O P	LB				3568
1 U KINGDOM	1691	3466	2503	5223	
55 GERMANY W	1082	2191	1783	3242	
67 ITALY	2661	5287	3639	7625	
73 NETHRLNDS	224	461	478	845	
559 JAPAN	33966	21735	61705	43719	
990 U STATES	14781	38421	37156	87790	
	54405	71561	107264	148444	
CORDED RIBBONS FOR MENS HATS	LB				3570
55 GERMANY W			8	67	
990 U STATES	2275	11009	4166	20309	
	2275	11009	4174	20376	
FIBRE OR TEXTILE PRODUCTS N O P					3573
1 U KINGDOM		376		932	
67 ITALY		203		376	
559 JAPAN				563	
990 U STATES		4485		19127	
		5064		20998	
BRAIDED CORD 1 IN CIRC OR LESS	LB				3574
1 U KINGDOM	100	116	205	243	
990 U STATES	5094	3634	8537	6707	
	5194	3750	8742	6950	
ELASTIC WEBBING BRAIDED	LB				3576
1 U KINGDOM	89	206	417	796	
54 FRANCE	202	494	497	1750	
55 GERMANY W	23	59	1073	2400	
355 ISRAEL			210	706	
559 JAPAN	55887	42132	103470	75901	
990 U STATES	10068	19778	19674	44304	
	66269	62669	125341	125857	
BEDSPREADS TEXTILE	NO				3577
1 U KINGDOM	567	1770	629	2020	
67 ITALY	6573	22553	18140	57300	
73 NETHRLNDS	452	983	452	983	
519 INDIA			225	719	
559 JAPAN	49191	48654	109616	110783	
990 U STATES	32839	136714	77402	305631	
	89622	210674	206464	477436	
UNDERWEAR MADE FROM WOVEN FAB	NO				3900
1 U KINGDOM	19620	6180	23376	8730	
43 AUSTRIA	450	180	450	180	
54 FRANCE	849	1122	1222	2006	
55 GERMANY W			18	54	
67 ITALY			18	54	
73 NETHRLNDS			494	507	
516 HONG KONG	49800	10706	49800	10706	
559 JAPAN	7488	2359	15828	4364	
990 U STATES	15854	18228	26889	26364	
	94061	38775	118095	52965	
UNDERWEAR N O P	NO				3906
1 U KINGDOM	58450	25451	99367	49292	
54 FRANCE	1146	843	1390	1517	
55 GERMANY W	216	175	300	298	
73 NETHRLNDS	2640	466	20001	6665	
76 NORWAY			216	169	
82 SPAIN	50400	2394	64800	3188	
86 SWITZRLND			322	308	
559 JAPAN	76980	8760	173874	23535	
744 ARGENTINA	5000	921	5000	921	
886 P RICO	96	253	96	253	
990 U STATES	71662	35219	122210	63108	
	266597	75182	487576	149254	
SLEEPWEAR	NO				3909
1 U KINGDOM	2545	7715	2906	8758	
44 BELG LUX			84	121	
54 FRANCE	47	472	118	990	
67 ITALY	340	1016	340	1016	
73 NETHRLNDS	122	215	122	215	
516 HONG KONG	56512	31279	144312	84637	
559 JAPAN	28517	17423	93229	39967	
578 TAIWAN			42000	24493	
990 U STATES	10342	18037	14857	29977	
	98425	76157	297968	190174	
BATHING SUITS EXCEPT KNITTED	NO				3910
43 AUSTRIA	32	140	150	816	
49 DENMARK			27	91	
54 FRANCE	85	572	219	1472	
67 ITALY	37	500	112	650	
86 SWITZRLND			14	102	
355 ISRAEL	2102	8715	2462	10811	
559 JAPAN	254	254	302	508	
990 U STATES	1447	6089	2355	12108	
	3957	16270	5641	26558	
BLOUSES COTTON EXCEPT KNITTED	NO				3911
1 U KINGDOM			100	75	
43 AUSTRIA			345	1421	
54 FRANCE			6	90	
67 ITALY	1853	3710	3392	6540	
86 SWITZRLND	91	437	121	579	
516 HONG KONG	24360	13992	88375	34540	
559 JAPAN	170524	62401	273986	106114	

IMPORTS BY COMMODITIES AND COUNTRIES

Commodity and Country	FEBRUARY 1961		JANUARY TO FEBRUARY 1961		Class Number
	Quantity	Value (\$)	Quantity	Value (\$)	
990 U STATES	7050	13093	12838	23037	
BLOUSES EXCEPT KNITTED N O P	203878	93633	379163	172396	3912
NO					
1 U KINGDOM	12	111	30	520	
43 AUSTRIA			124	615	
54 FRANCE			30	208	
67 ITALY	166	1467	325	2124	
516 HONG KONG	24821	7120	28077	8678	
559 JAPAN	77650	25289	216992	78775	
990 U STATES	5845	12556	6970	17277	
OVERCOATS AND WINDBREAKERS	108494	46543	252548	108197	3913
NO					
1 U KINGDOM	3488	62402	4854	90827	
43 AUSTRIA	132	3267	132	3267	
44 BELG LUX	23	468	23	468	
54 FRANCE	196	5840	360	10775	
55 GERMANY W	1252	17819	1711	24268	
64 IRELAND	11	464	17	840	
67 ITALY	16	1228	53	1945	
73 NETHRLNDS	621	13212	654	14033	
76 NORWAY			24	103	
82 SPAIN	87	1602	88	1664	
85 SWEDEN	95	1475	98	1727	
86 SWITZRLND	70	1303	70	1303	
355 ISRAEL	686	4573	1536	7375	
516 HONG KONG	12145	27321	20545	40107	
559 JAPAN	27737	91125	49414	151267	
990 U STATES	4221	31435	5146	39390	
DRESSES JUMPERS COT EXC KNIT	50780	263534	84725	389359	3914
NO					
1 U KINGDOM	475	5853	796	8762	
43 AUSTRIA			2	50	
53 FINLAND	86	733	86	733	
54 FRANCE	355	4511	713	9791	
55 GERMANY W			117	696	
67 ITALY	87	958	222	2655	
73 NETHRLNDS			12	54	
78 PORTUGAL			120	130	
82 SPAIN	48	139	48	139	
85 SWEDEN			15	138	
86 SWITZRLND	73	2213	111	3461	
516 HONG KONG	960	906	960	906	
559 JAPAN	17592	13562	19158	14791	
567 PHIL	9684	4408	9684	4408	
578 TAIWAN	1720	1210	1720	1210	
990 U STATES	50146	136594	71312	227245	
DRESSES JUMPERS SYNTH EXC KNIT	81226	171087	105076	275169	3915
NO					
1 U KINGDOM	197	5614	472	9397	
43 AUSTRIA	27	250	27	250	
54 FRANCE	155	5534	319	9876	
55 GERMANY W	4	84	36	212	
67 ITALY	140	278	149	472	
73 NETHRLNDS			21	106	
86 SWITZRLND	23	1111	58	2378	
559 JAPAN			1291	1583	
990 U STATES	22934	129875	44899	244663	
DRESSES JUMPERS EXC KNIT N O P	23480	142746	47272	268937	3916
NO					
1 U KINGDOM	795	17411	989	25713	
43 AUSTRIA	10	173	32	525	
54 FRANCE	212	11930	594	33475	
55 GERMANY W			3	125	
64 IRELAND			34	552	
67 ITALY	240	7009	522	11934	
85 SWEDEN	3	162	11	582	
86 SWITZRLND	165	11737	382	24546	
516 HONG KONG	116	1481	145	1850	
559 JAPAN			840	5770	
990 U STATES	9037	118414	14684	220593	
JACKETS SEPARATE	10578	168317	18236	325665	3917
NO					
1 U KINGDOM	719	8675	1276	17383	
43 AUSTRIA			15	224	
55 GERMANY W	83	713	127	1454	
67 ITALY			124	1627	
73 NETHRLNDS	16	474	16	474	
76 NORWAY			442	1808	
82 SPAIN	12	246	16	329	
86 SWITZRLND	36	722	36	722	
559 JAPAN	2451	7637	2451	7637	
990 U STATES	2528	18427	2948	22414	
OVERALLS	5845	36894	7451	54072	3918
NO					
44 BELG LUX			125	354	
73 NETHRLNDS			100	251	
990 U STATES	1071	3632	3602	10740	
PANTS BREECHES MENS BOYS WOOL	1071	3632	3827	11345	3919
NO					
1 U KINGDOM	5222	27901	8210	44057	
43 AUSTRIA	3	50	153	1890	
54 FRANCE			70	963	
55 GERMANY W	32	683	246	4048	
67 ITALY	104	869	218	2490	
355 ISRAEL			33	137	
559 JAPAN	770	3096	3212	11626	

IMPORTS BY COMMODITIES AND COUNTRIES

Commodity and Country	FEBRUARY 1961		JANUARY TO FEBRUARY 1961		Class Number
	Quantity	Value (\$)	Quantity	Value (\$)	
990 U STATES	1034	1108	1202	1889	3920
PANTS BREECHES MENS BOYS COTT	7165	33707	13344	67100	
1 U KINGDOM	36	255	146	903	
54 FRANCE			36	212	
82 SPAIN	1996	4514	1996	4514	
86 SWITZRLND	27	296	27	296	
516 HONG KONG	128344	106041	160882	126913	
559 JAPAN	154505	116559	164453	126556	
578 TAIWAN			276	195	
990 U STATES	14215	33694	42276	99036	
PANTS BREECHES MENS BOYS N O P	299123	261359	370092	358625	3921
1 U KINGDOM	33	241	246	2130	3922
516 HONG KONG	38832	24084	63432	41412	
559 JAPAN	145440	164935	257910	262432	
990 U STATES	1177	4840	1992	8161	
	185482	194100	323580	314135	
RAINCOATS TEXTILE COATO IMPRGN	183	2248	285	3763	3923
1 U KINGDOM			6	84	
67 ITALY			144	531	
76 NORWAY	144	531	72	1225	
85 SWEDEN	72	1225	24	347	
86 SWITZRLND			3208	13453	
516 HONG KONG			51656	103637	
559 JAPAN	20269	26472	4236	16462	
990 U STATES	3969	14038	59631	139502	
RAINCOATS N O P	24637	44514			3924
44 BELG LUX	21	294	21	294	
49 DENMARK			3	85	
516 HONG KONG			3620	1987	
559 JAPAN	100595	45661	208534	103489	
990 U STATES	1118	2053	1230	2437	3925
SHIRTS COTTON EXCEPT KNITTED	101734	48008	213408	108292	
1 U KINGDOM	858	2690	1517	4055	
43 AUSTRIA	96	169	96	169	
54 FRANCE	55	629	138	996	
55 GERMANY W			338	475	
67 ITALY	186	528	392	1135	
85 SWEDEN			120	407	
86 SWITZRLND	361	1489	397	1671	
277 POLAND	760	486	4302	2822	
516 HONG KONG	140627	71223	171609	92144	
519 INDIA	240	465	240	465	
553 CHINA COM	24031	12667	31473	16421	
559 JAPAN	265239	177005	461021	284783	
578 TAIWAN			2328	807	
824 JAMAICA	23880	16864	71976	41554	
828 TRINIDAD			70	173	
990 U STATES	30415	62857	46732	90390	
SHIRTS SYNT FIBRES EXC KNITTED	486748	347072	792749	538467	3926
516 HONG KONG			600	392	
559 JAPAN	121819	73039	215840	126742	
567 PHIL			1746	2328	
578 TAIWAN	5403	2156	5403	2156	
990 U STATES	6894	14910	8802	19654	3927
SHIRTS EXCEPT KNITTED N O P	134116	90105	232391	150272	
1 U KINGDOM	106	1097	230	2203	
54 FRANCE			20	123	
64 IRELAND			34	264	
67 ITALY	639	4016	659	4201	
990 U STATES	172	1246	237	1788	
SHORTS OUTERWEAR EXCPT KNITTED	917	6359	1180	8579	3928
1 U KINGDOM	447	2048	886	4018	
67 ITALY			18	131	
86 SWITZRLND	32	254	32	254	
516 HONG KONG	105604	34146	194855	62336	
559 JAPAN	75848	28860	78224	30444	
578 TAIWAN	7344	1819	7608	1983	
990 U STATES	4712	7744	6422	10402	
SKIRTS EXCEPT KNITTED	193987	74871	288045	109568	3929
1 U KINGDOM	800	5570	1433	6834	
54 FRANCE	24	274	27	339	
59 GREECE	30	120	30	120	
64 IRELAND	28	274	52	511	
67 ITALY	152	784	346	2851	
86 SWITZRLND	28	195	28	195	
516 HONG KONG	2470	1391	10177	6062	
559 JAPAN	5313	4071	10332	10126	
614 AUSTRALIA	29	340	29	340	
874 MEXICO	35	84	135	323	
990 U STATES	4205	14252	5534	20498	3929
SUITS FINE SLACK SPRT EXC KNIT	13114	27355	28123	50199	
1 U KINGDOM	1393	48505	2535	97045	
43 AUSTRIA	8	141	8	141	
44 BELG LUX	6	156	6	156	
54 FRANCE	348	12651	505	19997	
55 GERMANY W	3	63	23	402	
64 IRELAND	23	1124	56	2892	

IMPORTS BY COMMODITIES AND COUNTRIES

Commodity and Country		FEBRUARY 1961		JANUARY TO FEBRUARY 1961		Class Number
		Quantity	Value (\$)	Quantity	Value (\$)	
67	ITALY	89	2215	293	5176	
82	SPAIN	3	116	3	116	
85	SWEDEN	5	290	30	1935	
86	SWITZRLND	191	5770	202	6178	
516	HONG KONG	11	230	13	291	
559	JAPAN	669	4509	3842	22654	
990	U STATES	2158	36332	3838	57661	
		4907	112102	11354	214644	
OUTERWR SETS WMN	GIRLS EX KNIT	NO				3930
1	U KINGDOM	182	5033	587	12215	
43	AUSTRIA	35	454	35	454	
44	BELG LUX			108	294	
54	FRANCE	131	4044	246	9361	
67	ITALY	104	2794	343	6428	
85	SWEDEN			2	124	
86	SWITZRLNO	56	1515	59	1688	
516	HONG KONG			5191	5031	
559	JAPAN	171231	87030	229725	109274	
578	TAIWAN			461	177	
990	U STATES	7899	22516	9606	35176	
		179638	123386	246363	180222	
OUTERWEAR EXCEPT	KNITTED N O P	NO				3939
1	U KINGDOM	6467	33395	12110	54081	
43	AUSTRIA	155	144	838	4766	
44	BELG LUX	2788	2869	6856	6332	
54	FRANCE	8588	9543	12504	22313	
55	GERMANY W	4523	4811	12346	14474	
64	IRELAND	60	84	62	212	
67	ITALY	22911	14555	28680	18959	
73	NETHRLNDS	20	83	841	610	
78	PORTUGAL			12	71	
85	SWEDEN			10	294	
86	SWITZRLND	1058	2179	1220	3125	
246	CZECHO S			576	444	
516	HONG KONG	137471	55026	191221	80753	
519	INDIA	219	326	345	483	
559	JAPAN	322129	172005	608430	289861	
578	TAIWAN	19662	13064	35816	19593	
990	U STATES	53229	74745	90145	136520	
		579350	382829	1002012	652891	
SUITS AND DRESSES	KNITTED	NO				3940
1	U KINGDOM	3172	47208	4765	69129	
43	AUSTRIA	830	12613	1682	23891	
44	BELG LUX	463	3892	961	4950	
49	DENMARK	156	2505	156	2505	
54	FRANCE	3808	31824	5548	47412	
55	GERMANY W	326	3963	326	3963	
67	ITALY	2492	40908	6250	71614	
86	SWITZRLND	1045	27336	1483	35214	
355	ISRAEL	750	10013	900	11496	
559	JAPAN	16	255	16	255	
990	U STATES	4026	29915	7042	49674	
		17154	210432	29129	320103	
SWEATERS CARDIGANS	KNIT WOOL	NO				3941
1	U KINGDOM	33667	137201	55454	221937	
43	AUSTRIA	463	5264	943	9079	
44	BELG LUX	758	3690	1162	4898	
49	DENMARK	36	453	54	689	
54	FRANCE	1285	6448	2350	11871	
55	GERMANY W	543	5490	1007	10126	
64	IRELAND	24	356	50	529	
67	ITALY	6538	31838	8983	43410	
73	NETHRLNDS	53	285	113	353	
76	NORWAY	121	1018	1701	7613	
82	SPAIN	144	125	1410	1354	
85	SWEDEN	71	582	136	1200	
86	SWITZRLND	129	794	693	6964	
355	ISRAEL	711	5113	857	6157	
516	HONG KONG	266	1247	774	2550	
559	JAPAN	203	785	623	1927	
990	U STATES	1066	4049	1655	8040	
		46078	204738	77965	338697	
SWEATERS CARDIGANS	KNIT SYNTH	NO				3942
1	U KINGDOM	1060	2536	2144	5420	
43	AUSTRIA	67	747	83	870	
44	BELG LUX	902	1036	2025	2301	
54	FRANCE	564	2651	575	3009	
55	GERMANY W	12	50	48	224	
67	ITALY	118	728	159	1016	
73	NETHRLNDS			216	183	
86	SWITZRLND			24	86	
559	JAPAN			4596	9861	
990	U STATES	6086	13916	15851	29874	
		8809	21664	25721	52844	
SWEATERS CARDIGANS	KNITTED N O P	NO				3943
1	U KINGDOM	4015	7092	10520	28598	
43	AUSTRIA	77	362	218	610	
54	FRANCE	718	2748	753	3155	
55	GERMANY W	545	501	627	1712	
67	ITALY	492	1993	820	3680	
73	NETHRLNDS	1064	935	1966	2265	
76	NORWAY			5	51	
82	SPAIN			1224	425	
85	SWEDEN			10	76	
86	SWITZRLND	30	154	71	354	
516	HONG KONG	600	317	612	377	

Commodity and Country	FEBRUARY 1961		JANUARY TO FEBRUARY 1961		Class Number
	Quantity	Value (\$)	Quantity	Value (\$)	
559 JAPAN	5212	1671	10132	3256	3944
990 U STATES	1957	3601	5104	7475	
SHIRTS AND SWEATSHIRTS KNITTED	14710	19374	32062	52034	
NO					
1 U KINGDOM	26929	19067	31934	28379	
54 FRANCE	753	2379	927	3047	
55 GERMANY W			109	168	
64 IRELAND	420	218	420	218	
67 ITALY	299	1604	453	2786	
82 SPAIN	20400	2971	44304	6373	
86 SWITZRLND	1884	314	1983	806	
516 HONG KONG	37812	11522	149508	35013	
519 INDIA			12000	2711	
559 JAPAN	560576	130800	1235994	300489	
990 U STATES	33398	45434	96414	81004	
	682471	214309	1574046	460994	
OUTERWEAR KNITTED N O P	NO				3949
1 U KINGDOM	15831	52617	26768	79169	
43 AUSTRIA	847	6887	1403	11750	
44 BELG LUX	5259	5489	8311	10403	
49 DENMARK	8	57	29	290	
54 FRANCE	2113	17908	3043	22612	
55 GERMANY W	3305	2579	6270	5286	
64 IRELAND	34	465	34	465	
67 ITALY	6430	29804	9153	47098	
73 NETHRLNDS	312	236	1454	1379	
76 NORWAY	102	203	174	635	
82 SPAIN	102	203	1689	1151	
85 SWEDEN	12	252	18	361	
86 SWITZRLND	452	5209	818	10199	
355 ISRAEL	50	367	101	1110	
516 HONG KONG	14518	5531	27262	10397	
559 JAPAN	19030	11663	62794	31412	
990 U STATES	24594	46785	40167	78541	
	92999	186255	189488	312258	
HOSIERY MENS AND BOYS WOOL	DZ PR				3950
1 U KINGDOM	12419	76582	22952	138265	
55 GERMANY W	10	140	10	140	
64 IRELAND			45	147	
73 NETHRLNDS			34	251	
76 NORWAY			409	2480	
990 U STATES	186	1298	227	1570	
	12615	78020	23677	142853	
HOSIERY MENS BOYS SYNTH FIBRES	DZ PR				3951
1 U KINGDOM	2130	10867	5379	26632	
54 FRANCE	326	1346	846	3702	
55 GERMANY W	6	84	106	421	
67 ITALY	150	559	150	559	
86 SWITZRLND	221	1903	221	1903	
246 CZECHOS			50	170	
516 HONG KONG	75	276	75	276	
559 JAPAN	5500	14389	10550	23204	
990 U STATES	7507	30822	15614	62996	
	15915	60246	32991	119863	
HOSIERY MENS AND BOYS N O P	DZ PR				3952
1 U KINGDOM	104	770	796	2652	
54 FRANCE			248	1301	
73 NETHRLNDS			65	200	
86 SWITZRLNO	324	2814	343	2958	
990 U STATES	4566	14725	12190	37778	
	4994	18309	13642	44889	
HOSIERY SEAMLESS OR FULL FASHN	OZ PR				3953
1 U KINGDOM	2349	12918	4491	24036	
53 FINLAND	17	172	17	172	
54 FRANCE			474	2804	
55 GERMANY W	110	759	142	938	
73 NETHRLNOS			150	837	
82 SPAIN	300	806	2290	6093	
559 JAPAN	2500	7896	6714	21992	
990 U STATES	6841	44035	11187	67463	
	12117	66586	25465	124335	
HOSIERY WOMENS AND GIRLS N O P	DZ PR				3954
1 U KINGDOM	2402	9473	4317	17561	
54 FRANCE	116	792	116	792	
55 GERMANY W	24	136	111	825	
76 NORWAY			78	346	
86 SWITZRLNO			10	150	
559 JAPAN	81	368	633	4378	
990 U STATES	269	1286	616	2478	
	2892	12055	5881	26530	
HOSIERY CHILDRENS AND INFANTS	DZ PR				3959
1 U KINGDOM	13174	29240	22304	51881	
55 GERMANY W	58	388	58	388	
990 U STATES	14580	41494	27872	82460	
	27812	71122	50234	134729	
HATS WOMENS	DOZ				3960
1 U KINGDOM	217	8733	276	10597	
43 AUSTRIA			65	881	
49 DENMARK	6	253	6	253	
54 FRANCE	134	8678	213	11410	
55 GERMANY W	52	667	57	748	
67 ITALY	2392	16007	2461	16728	
86 SWITZRLND	111	4338	223	9428	
288 YUGO SLAV			31	439	
559 JAPAN	450	1993	5036	11494	
824 JAMAICA	20	156	24	206	

IMPORTS BY COMMODITIES AND COUNTRIES

Commodity and Country	FEBRUARY 1961		JANUARY TO FEBRUARY 1961		Class Number
	Quantity	Value (\$)	Quantity	Value (\$)	
990 U STATES	5642	145603	9380	243781	
HEADWEAR N O P	9024	186428	17772	305965	
1 U KINGDOM	3744	29446	8659	60192	3969
43 AUSTRIA	74	844	231	3722	
44 BELG LUX	39	158	52	313	
54 FRANCE	2417	8495	3677	13256	
55 GERMANY W	4901	14867	4983	15304	
67 ITALY	2355	15866	3935	25930	
82 SPAIN	13	113	13	113	
86 SWITZRLND	785	14450	1224	21510	
516 HONG KONG			250	1014	
519 INDIA			5	58	
559 JAPAN	62057	105885	140817	243850	
974 MEXICO			12	54	
990 U STATES	18773	53345	37981	101861	
GLOVES AND MITTENS KNITTED	95158	243469	201839	487177	
1 U KINGDOM	194	1789	213	1963	3970
54 FRANCE	107	1621	107	1621	
67 ITALY	97	613	347	1282	
516 HONG KONG	2420	8572	16944	52059	
559 JAPAN	6156	17675	12239	37975	
990 U STATES	1210	4994	2755	12774	
GLOVES MITTENS WOVN SYN FIBRES	10184	35264	32605	107674	
1 U KINGDOM	274	3010	363	3809	3971
19 MALTA			62	463	
54 FRANCE	20	253	20	253	
55 GERMANY W	10948	65464	14857	80485	
67 ITALY	1685	8455	1687	8543	
246 CZECHO S	2397	8974	3897	14244	
516 HONG KONG	15113	54000	19470	66106	
553 CHINA COM	5480	13512	5480	13512	
559 JAPAN	16871	51902	35589	112287	
990 U STATES	683	6672	962	9509	
GLOVES AND MITTENS WOVEN N O P	53471	212242	82387	309211	
1 U KINGDOM	1012	9499	1499	13814	3972
19 MALTA	15	211	15	211	
54 FRANCE	121	1973	203	3826	
55 GERMANY W	3538	22628	3799	24325	
67 ITALY	507	3780	507	3780	
246 CZECHO S	100	279	2377	8259	
516 HONG KONG	1010	4526	2422	9740	
559 JAPAN	6268	15497	12597	29683	
990 U STATES	1403	7295	2107	11278	
GLOVES AND MITTENS LEATHER	13974	65688	25526	104916	
1 U KINGDOM	1436	23200	1541	26008	3973
44 BELG LUX	111	2633	246	5831	
54 FRANCE	1961	66794	3434	104302	
55 GERMANY W	862	21792	1064	26433	
67 ITALY	761	14493	1036	20175	
246 CZECHO S			375	4961	
559 JAPAN			157	764	
990 U STATES	55	1838	171	4249	
GLOVES RUBBER	5186	130750	8024	192723	
1 U KINGDOM	3569	8247	8705	27748	3974
43 AUSTRIA	30	99	547	759	
54 FRANCE	190	585	190	585	
55 GERMANY W			10	57	
67 ITALY	3	74	53	179	
246 CZECHO S	1635	2148	1733	2284	
516 HONG KONG	410	924	410	924	
614 AUSTRALIA	666	3124	666	3124	
990 U STATES	14167	49385	23346	82673	
GLOVES WORK AND SPECL PURP NOP	20670	64586	35660	118333	
1 U KINGDOM	2	115	1069	4369	3979
67 ITALY	4	113	4	113	
516 HONG KONG	400	539	400	539	
559 JAPAN	884	2295	888	2350	
990 U STATES	6983	25604	16210	51093	
FUR GOODS APPAREL	8273	28666	18571	58464	
1 U KINGDOM	1	112	4	326	3980
55 GERMANY W			2	170	
82 SPAIN			1	102	
744 ARGENTINA			1	275	
990 U STATES	196	28639	463	47681	
SAFETY HELMETS	197	28751	471	48554	
1 U KINGDOM			598	1670	3987
55 GERMANY W			2300	5415	
559 JAPAN	150	234	1650	2741	
990 U STATES	8595	28851	15912	52092	
SAFETY HELMET PARTS	8745	29085	20460	61918	
55 GERMANY W		1630		2288	3988
990 U STATES		17962		36577	
MISCELLANEOUS APPAREL N O P		19592		38865	
1 U KINGDOM	1689	4307	1845	7347	3989
44 BELG LUX	10	206	10	206	

IMPORTS BY COMMODITIES AND COUNTRIES

Commodity and Country	FEBRUARY 1961		JANUARY TO FEBRUARY 1961		Class Number
	Quantity	Value (\$)	Quantity	Value (\$)	
54 FRANCE	337	4107	1030	7120	
73 NETHRLNDS	60	1890	89	2101	
559 JAPAN	14	178	14	178	
990 U STATES	4272	10016	5268	19639	
HANDKERCHIEFS COTTON	6382	20704	8256	36591	
1 U KINGDOM	DOZ 21291	18980	32052	28869	3990
43 AUSTRIA	1797	2263	3602	4915	
86 SWITZRLND	17604	24023	22924	30339	
246 CZECHO S	1876	2663	2606	3793	
277 POLAND	406	646	656	911	
516 HONG KONG	844	1749	2502	4294	
559 JAPAN	51443	26377	110771	59840	
990 U STATES	973	1910	3345	5911	
HANDKERCHIEFS TEXTILE N O P	96234	78611	178458	138872	
1 U KINGDOM	DOZ 12938	28244	20940	41178	3991
43 AUSTRIA	430	1560	500	1781	
54 FRANCE			2	62	
67 ITALY			47	331	
86 SWITZRLND	465	1256	502	1468	
516 HONG KONG	1511	4535	3471	9312	
559 JAPAN			1100	596	
578 TAIWAN			70	159	
990 U STATES	78	423	123	514	
FOUNDATION GARMENTS	15422	36018	26755	55401	
1 U KINGDOM	NO 197	891	197	891	3992
55 GERMANY W	992	2168	1979	5403	
73 NETHRLNDS			56	201	
516 HONG KONG	75480	9934	96580	12441	
559 JAPAN	75066	17405	199168	49221	
614 AUSTRALIA			28	108	
815 BERMUDA	198	1176	198	1176	
824 JAMAICA	6072	3590	11526	7000	
828 TRINIDAD			5442	5118	
990 U STATES	75593	78972	108510	124555	
HANDBAGS WALLETS COIN PURSES	233598	114136	423684	206114	
1 U KINGDOM	DOZ 1999	49646	3451	77070	3993
43 AUSTRIA	17	1010	19	1203	
44 BELG LUX	75	2906	75	2906	
54 FRANCE	242	7291	425	17527	
55 GERMANY W	897	3990	1742	11153	
67 ITALY	1325	18423	1828	32722	
73 NETHRLNDS	9	286	39	660	
82 SPAIN	8	358	26	863	
86 SWITZRLND	30	662	30	662	
258 GERMANY E	2	159	2	159	
516 HONG KONG	708	1678	1162	2498	
559 JAPAN	7018	59055	21379	134834	
614 AUSTRALIA			83	168	
622 NEW ZEAL	9	207	9	207	
744 ARGENTINA	1	103	8	362	
824 JAMAICA	12	223	12	223	
874 MEXICO	494	11628	564	13680	
990 U STATES	18776	267205	39864	542511	
UMBRELLAS PARASOLS AND PARTS	31622	424830	70718	839408	
1 U KINGDOM	DOZ 16	913	16	913	3994
55 GERMANY W	11	1340	13	4844	
67 ITALY	4	2724	4	2724	
516 HONG KONG	256	757	634	1820	
559 JAPAN	856	8123	5617	19508	
990 U STATES	116	31111	190	101396	
APPAREL ACCESSORIES N O P	1259	44968	6474	131205	
1 U KINGDOM		13973		32052	3999
43 AUSTRIA		209		872	
44 BELG LUX		197		604	
54 FRANCE		11415		15608	
55 GERMANY W		16897		38983	
64 IRELAND				254	
67 ITALY		3545		6612	
73 NETHRLNDS		794		1346	
78 PORTUGAL				68	
82 SPAIN				78	
85 SWEDEN				335	
86 SWITZRLND		2676		4363	
355 ISRAEL				1361	
516 HONG KONG		5122		12452	
559 JAPAN		21087		48602	
824 JAMAICA		226		226	
867 HAITI				144	
874 MEXICO		293		1797	
990 U STATES		139227		238935	
		216361		404692	

IMPORTS BY COMMODITIES AND COUNTRIES

Commodity and Country	FEBRUARY 1961		JANUARY TO FEBRUARY 1961		Class Number
	Quantity	Value (\$)	Quantity	Value (\$)	
GROUP 4					
WOOD WOOD PRODUCTS AND PAPER					
CANE REED OR RATTAN					4002
516 HONG KONG				2391	
524 MALAYA				454	
990 U STATES		400		584	
		400		3429	
OSIERS WILLOWS AND BAMBOOS					4003
559 JAPAN		162		289	
990 U STATES		499		1796	
		661		2085	
CORKWOOD UNMANUFACTURED					4011
78 PORTUGAL				338	
82 SPAIN		791		791	
990 U STATES		1651		2724	
		2442		3853	
HICKORY BILLETS					4022
990 U STATES		7760		13815	
		7760		13815	
POLES TELEGRAPH AND PILING					4024
990 U STATES	NO				
	3826	79467	8973	142775	
	3826	79467	8973	142775	
RAILWAY TIES					4025
990 U STATES	NO				
	130	572	6867	34959	
	130	572	6867	34959	
LOGS ROUND UNMANUFACTURED NOP					4026
990 U STATES	M FT				
	35100	1870706	71428	3726316	
	35100	1870706	71428	3726316	
HANDLE SHINGLE BOLTS FELLOES					4032
990 U STATES		7107		11406	
		7107		11406	
HUB LAST WAGON OAR GUN BLOCKS					4033
990 U STATES		54373		141158	
		54373		141158	
TEAK AMARANTH TROPICAL WOODS					4041
414 GHANA		6738		12938	
519 INDIA				1838	
545 BURMA				6670	
559 JAPAN		127		127	
614 AUSTRALIA		3250		3250	
755 CHILE		498		498	
763 ECUADOR		505		505	
855 DOM REP				743	
864 GUATEMALA		1322		3183	
990 U STATES		13302		29314	
		25742		59066	
ASH WHITE					4042
990 U STATES	M FT				
	64	12677	170	33083	
	64	12677	170	33083	
CEDAR					4043
990 U STATES	M FT				
	308	40334	428	55543	
	308	40334	428	55543	
FIR					4045
990 U STATES	M FT				
	3504	304291	6545	555020	
	3504	304291	6545	555020	
GUMWOOD					4046
990 U STATES	M FT				
	39	6150	45	6882	
	39	6150	45	6882	
HEMLOCK					4047
990 U STATES	M FT				
	261	15586	816	45209	
	261	15586	816	45209	
HICKORY					4048
990 U STATES	M FT				
	5	564	8	855	
	5	564	8	855	
MAHOGANY					4049
990 U STATES	M FT				
414 GHANA		75	75	13286	
559 JAPAN		299	636	92682	
567 PHIL		149	171	24182	
578 TAIWAN		17	17	2618	
758 COLOMBIA		104	121	19918	
990 U STATES		113	311	76777	
		757	1331	229463	
OAK					4050
990 U STATES	M FT				
	3909	477635	7865	945262	
	3909	477635	7865	945262	
PINE SOUTHERN YELLOW OR PITCH					4051
990 U STATES	M FT				
	216	37775	319	57187	
	216	37775	319	57187	
PINE WHITE OR OTHER N O P					4052
752 BRAZIL			30	3638	
990 U STATES		1423	2878	277454	
		1423	2908	281092	
POPLAR					4053
990 U STATES	M FT				
	112	18382	163	25309	
	112	18382	163	25309	
REDWOOD					4054
990 U STATES	M FT				
	1016	158769	1942	303886	
	1016	158769	1942	303886	
WALNUT					4055
990 U STATES	M FT				
	443	155909	802	287053	
	443	155909	802	287053	

IMPORTS BY COMMODITIES AND COUNTRIES

Commodity and Country	FEBRUARY 1961		JANUARY TO FEBRUARY 1961		Class Number
	Quantity	Value (\$)	Quantity	Value (\$)	
LUMBER AND TIMBER HARWOOD N O P 990 U STATES	M FT 1688	182935	3041	348422	4056
LUMBER AND TIMBER N O P 990 U STATES	M FT 442	33057	680	51227	4057
HARWOOD FLOORING 1 U KINGDOM 559 JAPAN 990 U STATES	M FT 6 597 603	2267 85711 87978	1 6 1379	452 2267 194800	4058
PINE PONDEROSA AND SUGAR 990 U STATES	M FT 1686	187795	4066	420929	4059
PLYWOOD HARWOOD 53 FINLAND 54 FRANCE 55 GERMANY W 67 ITALY 73 NETHRLNDS 82 SPAIN 277 POLAND 454 FR EQ AFR 559 JAPAN 578 TAIWAN 990 U STATES	SQ FT 498 12850 31473 2078 7075 20742	512 1138 4841 248 1047 2035	4278 41703 31473 2078 44026 20742 33831 198837 7166869 1303582 654017	751 4194 4841 248 6540 2035 999 12039 500681 67438 96166	4067
PLYWOOD SOFTWOOD 449 CONGO 990 U STATES	SQ FT 276106	23859	48000	2401	4069
LATHS	M	276106	620523	47956	4071
SHINGLES OF WOOD 990 U STATES	RF SQ	276106	668523	50357	4074
VENEERS OF ROSEWOOD ETC 54 FRANCE 55 GERMANY W 449 CONGO 567 PHIL 990 U STATES		8601 6836 9215 38831		5453 17267 16701 9215 96289	4075
VENEERS OF WOOD N O P 44 BELG LUX 49 DENMARK 55 GERMANY W 449 CONGO 559 JAPAN 990 U STATES		13621 799 185952 200372		7250 2831 23547 57351 3311 309911 404201	4076
VENEERS OF WOOD TAPED JOINTED 545 BURMA 559 JAPAN 990 U STATES		709 32903 33612		9354 709 34926 44989	4077
VENEERS AUSTRALIAN BLACKWOOD 990 U STATES		660 660		14530 14530	4078
PLYWOOD FACED WITH METAL 55 GERMANY W 990 U STATES		1383 1033 2416		5464 3092 8556	4079
PULPWOOD 990 U STATES	CORD 54843	950416	96557	1676616	4083
SANDUST AND WOOD FLOUR 990 U STATES		33633		71948	4084
WOOD UNMANUFACTURED N O P 990 U STATES		984		1412	4085
BARRELS EMPTY 990 U STATES	NO 19686	62262	42455	131708	4091
STAVES OAK SAWN SPLIT OR CUT 990 U STATES	M 272	103934	456	177216	4094
STAVES N O P 990 U STATES	M 56	1405	95	5310	4097
HOOPS HEADS AND LINERS OF WOOD 990 U STATES		31322		61321	4099
CORK SLABS BOARDS TILES N O P 1 U KINGDOM 49 DENMARK 78 PORTUGAL 82 SPAIN 990 U STATES		413 427 3055 20820 4833		1482 3599 3055 50139 10981	4101
CORKS THREE FOURTHS IN OR LESS 78 PORTUGAL 82 SPAIN 990 U STATES	LB 1110	2767 1066 406	1110 234 248	2767 1066 406	4102
		1592		4239	

IMPORTS BY COMMODITIES AND COUNTRIES

Commodity and Country	FEBRUARY 1961		JANUARY TO FEBRUARY 1961		Class Number
	Quantity	Value (\$)	Quantity	Value (\$)	
CORKS OVER THREE FOURTHS INCH 1 U KINGDOM 78 PORTUGAL 990 U STATES	LB 475 6294 2088 8857	660 6999 2179 9838	475 6866 2164 9505	660 7640 2404 10704	4103
CORK SLABS BOARDS FOR MFRS 78 PORTUGAL 82 SPAIN 990 U STATES		110566 39147 149713		151120 14481 247597	4104
MANUFACTURES OF CORKWOOD N O P 1 U KINGDOM 73 NETHRLNDS 78 PORTUGAL 990 U STATES		4967 7659 1860 4813 19229		6301 8518 3028 8418 26265	4105
BILLETS OF WOOD FOR BATS 990 U STATES		3108 3108		10007 10007	4112
WOOD HANDLES FOR AGRIC IMPL 990 U STATES		4906 4906		43140 43140	4114
HANDLES OF WOOD N O P 1 U KINGDOM 55 GERMANY W 85 SWEDEN 559 JAPAN 990 U STATES		78 22385 22463		78 349 469 827 48752 50475	4118
SHAFTS OR HEADS FOR GOLF CLUBS 990 U STATES		4282 4282		13595 13595	4119
LASTS OF WOOD 55 GERMANY W 990 U STATES		3161 3161		102 6015 6117	4120
SULPHITE PULP BL DISSOLVING 990 U STATES	CWT 12326 12326	114925 114925	25392 25392	236594 236594	4130
SULPHITE PULP UNBLEACHED 990 U STATES	CWT 42169 42169	261478 261478	90295 90295	560675 560675	4132
SULPHITE PULP BLEACHED N O P 990 U STATES	CWT 15850 15850	98870 98870	32039 32039	198764 198764	4133
SULPHATE OR KRAFT PULP 990 U STATES	CWT 29969 29969	221847 221847	53196 53196	393745 393745	4134
WOOD PULP MECHANICAL 990 U STATES	CWT 875 875	5811 5811	875 875	5811 5811	4135
PULP OF STRAW OR VEG FIBRE NOP 1 U KINGDOM 990 U STATES	CWT 22 7587 7609	557 78416 78973	22 21004 21026	557 194343 194900	4136
BOBBINS SHUTTLES AND SPOOLS 1 U KINGDOM 55 GERMANY W 990 U STATES		253 219 8404 8876		311 219 26432 26962	4141
CASKETS COFFINS AND METAL PTS 990 U STATES		31827 31827		85878 85878	4142
CHARCOAL MADE FROM WOOD 990 U STATES	TON 373 373	35036 35036	467 467	42789 42789	4143
CHURNS N O P WASHBOARDS 1 U KINGDOM 49 DENMARK 85 SWEDEN 288 YUGO SLAV 990 U STATES		218 3363 3581		765 346 64 501 4538 6214	4144
CLOTHES PINS AND PARTS 49 DENMARK 73 NETHRLNDS 85 SWEDEN	GROSS 1000 5000 1000 7000	305 1453 308 2066	3950 6500 6250 16700	1461 2339 1998 5798	4145
CRUTCHES OR STAFFS 990 U STATES		4837 4837		6995 6995	4146
DOORS WOOD 6 FT X 2 FT OR OVER 578 TAIWAN 990 U STATES	NO 1000 583 1583	8004 20218 28222	1000 1363 2363	8004 38893 46897	4148
FIBRE AND MANUFACTURES N O P 1 U KINGDOM 55 GERMANY W 85 SWEDEN 258 GERMANY E 990 U STATES		231 706 107408 108345		608 854 1715 706 190787 194670	4150
FURNITURE MAINLY OF WOOD 1 U KINGDOM 43 AUSTRIA 44 BELG LUX		17266 441		28646 441 691	4151

IMPORTS BY COMMODITIES AND COUNTRIES

Commodity and Country	FEBRUARY 1961		JANUARY TO FEBRUARY 1961		Class Number
	Quantity	Value (\$)	Quantity	Value (\$)	
49 DENMARK		64 343		13 65 40	
54 FRANCE		6133		7 68 3	
55 GERMANY W		7 48 6		1 80 60	
67 ITALY		7 48 0		1 65 8 7	
73 NETHRLNDS		1 5 6 2		7 2 6 0	
76 NORWAY		3 7 3 9		1 1 3 6 7	
78 PORTUGAL		1 3 5		1 3 3 6	
82 SPAIN		6 2 3		1 2 2 8	
85 SWEDEN		2 5 1 5 0		5 1 8 9 4	
86 SWITZRLND		6 3 6		7 6 9	
246 CZECHO S		2 6 9 0		7 5 0 9	
262 HUNGARY		4 0 9		6 7 3	
277 POLAND		9 3 2 0		9 3 2 0	
288 YUGO SLAV		9 0 2 4		1 5 6 6 2	
385 UAR EGYPT				5 4 1	
473 MOROCCO				7 0	
516 HONG KONG		1 5 4 6 7		2 0 0 2 5	
519 INDIA		1 5 1		8 8 5	
559 JAPAN		1 1 8 1 3		2 7 0 1 5	
774 PERU				1 6 0	
824 JAMAICA		3 7 6 0		3 7 6 0	
874 MEXICO		3 4 5		5 0 5	
990 U STATES		6 6 0 1 4 6		1 2 5 3 5 0 3	
MATCHES OF WOOD		8 4 8 1 1 9		1 6 2 2 1 3 0	
1 U KINGDOM		3 6 8		7 8 8	4152
55 GERMANY W		3 8 6		3 8 6	
67 ITALY		5 8 7		5 8 7	
85 SWEDEN		3 2 6 0		1 6 3 9 9	
246 CZECHO S				4 8 8	
277 POLAND				3 5 8	
559 JAPAN				8 2	
990 U STATES		2 1 9 9		4 2 1 8	
MOULDINGS OF WOOD		6 8 0 0		2 3 3 0 6	
55 GERMANY W		2 1 5		3 1 1	4153
73 NETHRLNDS		3 1 8		3 1 8	
990 U STATES		2 2 3 9 9		2 7 3 6 5	
SKIS RACQUETS AND FRAMES BATS		2 2 9 3 2		2 7 9 9 4	
1 U KINGDOM		1 5 2 6 8		2 0 0 2 1	4154
43 AUSTRIA		9 6 2 8		2 0 2 0 7	
44 BELG LUX		4 8 2		7 2 7	
49 DENMARK				6 2 0	
53 FINLAND				5 2 6	
54 FRANCE		8 7		5 3 8	
55 GERMANY W		4 1 9 6		3 5 2 4 8	
67 ITALY		1 6 4		2 2 6 2	
76 NORWAY		1 2 6		1 8 4 4	
85 SWEDEN		2 4 1		2 0 5 5	
86 SWITZRLND		1 5 9 6		4 1 4 0	
288 YUGO SLAV				5 3 8 4	
527 PAKISTAN		5 0 5		5 0 5	
559 JAPAN		3 4 5 9 3		5 8 5 1 1	
614 AUSTRALIA		1 9 5 0		1 7 5 0	
990 U STATES		2 7 7 1 4		6 4 1 9 2	
WINDOW SASH OF WOOD		9 6 5 5 0		2 1 8 8 3 0	
990 U STATES		1 2 9 4 4		2 8 3 8 4	4155
WOOD BOXES CRATES AND SHOOKS		1 2 9 4 4		2 8 3 8 4	
1 U KINGDOM		5 1 8		9 1 1 9 2	4156
55 GERMANY W				7 6	
67 ITALY		9 9		9 9	
559 JAPAN		4 3 7		1 3 2 0	
990 U STATES		6 5 7 5 7		1 4 7 9 2 2	
MANUFACTURES OF WOOD N O P		6 6 8 1 1		2 4 0 7 0 9	
1 U KINGDOM		8 7 1 4		2 1 8 2 0	4157
49 DENMARK		1 0 8 1		2 3 6 4	
54 FRANCE		1 1 0 3		3 1 7 1	
55 GERMANY W		4 4 3 8		9 3 4 8	
67 ITALY		2 6 4 5		3 6 5 9	
73 NETHRLNDS		7 2		2 6 9	
76 NORWAY		2 9 2		1 1 1 9	
82 SPAIN				5 4 1	
85 SWEDEN		2 8 2 3		5 6 4 1	
86 SWITZRLND		7 9		7 9	
246 CZECHO S		1 4 7 3		1 4 7 3	
277 POLAND				2 1 6 9	
287 U S S R		6 4		5 1 2 5	
288 YUGO SLAV		3 1 2 9		6 7 9 3	
516 HONG KONG		1 7 0 6		3 5 2 7	
519 INDIA		2 7 8		2 7 8	
527 PAKISTAN		9 0		9 0	
559 JAPAN		3 3 1 8 9		6 4 4 1 2	
578 TAIWAN		6 5 8 3		6 5 8 3	
614 AUSTRALIA		1 4 5		1 4 5	
777 SURINAM				7 2 1 7	
874 MEXICO				3 2 9	
990 U STATES		2 7 4 6 0 2		6 0 2 5 5 3	
BOWLS TRAYS AND DISHES OF WOOD		3 4 2 5 0 6		7 4 8 9 0 5	
1 U KINGDOM		7 4		7 4	4158
49 DENMARK		6 3 9		1 1 9 2	
55 GERMANY W				1 7 0 1	

IMPORTS BY COMMODITIES AND COUNTRIES

Commodity and Country	FEBRUARY 1961		JANUARY TO FEBRUARY 1961		Class Number
	Quantity	Value (\$)	Quantity	Value (\$)	
67 ITALY		325		392	
85 SWEDEN		1106		1156	
288 YUGO SLAV		503		503	
516 HONG KONG		199		199	
519 INDIA		68		68	
559 JAPAN		9720		21360	
990 U STATES		4269		7526	
		16903		34161	
PLAYING CARD STOCK	LB				4159
CARD STOCK BRISTOL BOARD N O P	LB				4161
1 U KINGDOM	500	117	500	117	
55 GERMANY W	6980	4611	6980	4611	
73 NETHRLNDS			9573	1561	
990 U STATES	364326	63133	754114	146632	
	371806	67861	771167	152921	
CHIPBOARD NEWS BOARD	LB				4162
990 U STATES	3260476	294710	5466100	480860	
	3260476	294710	5466100	480860	
LEATHER BOARD LEATHERDID MFRS	LB				4163
1 U KINGDOM	10414	2296	26011	5254	
54 FRANCE	5323	1302	11633	2524	
67 ITALY	6038	2678	6038	2678	
990 U STATES	16571	4090	33470	8670	
	38346	10366	77152	19126	
MILLBOARD AND BINDERS BOARD	LB				4164
1 U KINGDOM	3186	344	7526	1224	
990 U STATES	359730	31829	621653	55049	
	362916	32173	629179	56273	
PULPBOARD FOR MFR OF WALLBOARD	LB				4165
990 U STATES	1728023	84305	5303703	244487	
	1728023	84305	5303703	244487	
PULPBOARD TO WRAP ROLLS PAPER	LB				4166
990 U STATES	663339	46091	1822566	139717	
	663339	46091	1822566	139717	
HARDBOARD	LB				4168
53 FINLAND	243464	10147	520041	23206	
85 SWEDEN	63046	2371	370410	14891	
990 U STATES	32295	6205	111829	13584	
	338805	18723	1002280	51681	
BUILDING AND INSULATING BOARD	LB				4169
990 U STATES	719423	72307	1595403	162520	
	719423	72307	1595403	162520	
PULPBOARD OTHER FIBREBOARD NOP	LB				4170
1 U KINGDOM	8016	1661	8545	1865	
49 DENMARK			1709	258	
990 U STATES	777070	155790	1604990	305488	
	785086	157451	1615244	307611	
ELECTRIC INSULATING PRESSBOARD	LB				4171
1 U KINGDOM	6040	1245	12408	2735	
85 SWEDEN	19771	3891	33854	6043	
86 SWITZRLND	7000	1297	7000	1297	
990 U STATES	27954	9123	166437	41895	
	60765	15556	219699	51970	
ROOFING FELT NOT COATED	LB				4172
990 U STATES	764190	23816	1539710	48387	
	764190	23816	1539710	48387	
PRESSBOARD N O P	LB				4173
1 U KINGDOM			307	86	
85 SWEDEN	4990	719	4990	719	
990 U STATES	182018	37685	530489	88703	
	187008	38404	535786	89508	
SHOEBOARDS	LB				4174
1 U KINGDOM	4900	868	22482	2774	
44 BELG LUX	69752	13345	134087	26134	
55 GERMANY W	850	248	15750	3011	
990 U STATES	73940	23856	176395	57972	
	149442	38317	348714	89891	
PAPERBOARD FOR SHOEBOARDS	LB				4175
990 U STATES	46741	8168	107704	17752	
	46741	8168	107704	17752	
GYPHUM BOARD LATH ROCK LATH	LB				4176
990 U STATES	57091	1277	69683	1673	
	57091	1277	69683	1673	
LINER BOARD	LB				4177
990 U STATES	1105099	73510	2055472	135709	
	1105099	73510	2055472	135709	
CORRUGATING CONTAINR BOARD NOP	LB				4178
990 U STATES	1652469	87763	3337148	181138	
	1652469	87763	3337148	181138	
SOLIO BLEACHED BOARD	LB				4180
990 U STATES	1251348	123820	2810806	291903	
	1251348	123820	2810806	291903	
BOOK PAPER FOR PERIODICALS	LB				4181
990 U STATES	141357	14522	196199	23032	
	141357	14522	196199	23032	
BOOK PRINTING LITHO PAPER NOP	LB				4182
1 U KINGDOM	6116	3031	6116	3031	
67 ITALY			471	208	
990 U STATES	274292	70009	547638	133447	
	280408	73040	554225	136686	
BOOK PRINTING PAPER COATED NOP	LB				4183
990 U STATES	417213	139340	908988	279804	
	417213	139340	908988	279804	
COATED PAPERS FOR PERIODICALS	LB				4184
85 SWEDEN	5509	1001	5509	1001	

IMPORTS BY COMMODITIES AND COUNTRIES

Commodity and Country	FEBRUARY 1961		JANUARY TO FEBRUARY 1961		Class Number
	Quantity	Value (\$)	Quantity	Value (\$)	
990 U STATES	314384	43674	1044601	143091	
COVER PAPERS NOT PASTED COATED	319893	44675	1050110	144092	
1 U KINGDOM	LB 8961	5145	10169	5831	4185
990 U STATES	40411	11735	84043	23706	
COVER PAPERS PASTED COATED	49372	16880	94212	29537	
1 U KINGDOM	LB 6657	2250	6657	2250	4186
990 U STATES	53392	17568	90047	30083	
SURFACE COATED PAPER N O P	60049	19818	96704	32333	
1 U KINGDOM	LB 65498	37539	88601	49674	4187
55 GERMANY W	120	106	522	367	
990 U STATES	285428	160115	521639	310845	
CARBON PAPER	351046	197760	610762	360886	
1 U KINGDOM	LB 6790	5085	12313	10052	4188
43 AUSTRIA			1200	937	
54 FRANCE	124	135	124	135	
990 U STATES	53697	29051	93441	58498	
WAXED PAPER FOR WRAPPING	60611	34271	107078	62622	
990 U STATES	LB 72655	26398	152768	59069	4190
GREASEPROOF AND GLASSINE PAPER	72655	26398	152768	59069	
990 U STATES	6098	2501	45644	15159	
TISSUE WRAPPING PAPER	6098	2501	45644	15159	
990 U STATES	LB 6768	1552	30226	6127	4192
VEGETABLE PARCHMENT PAPER	6768	1552	30226	6127	
1 U KINGDOM	LB 12293	2776	12293	2776	4193
990 U STATES	16315	6209	18476	6911	
WRAPPING PAPER KRAFT	28608	8985	30769	9687	
990 U STATES	LB 198054	29811	629749	77605	4195
WRAPPING PAPER OILED COATED	198054	29811	629749	77605	
990 U STATES	LB 176441	57756	301217	89227	4196
WRAPPING PAPER ALL KINDS N O P	176441	57756	301217	89227	
1 U KINGDOM	LB 21406	3953	24414	4425	4197
53 FINLAND	68837	7321	161730	17367	
76 NORWAY	10454	1279	38412	4285	
990 U STATES	103107	24839	149881	39194	
OUPLX BACKING PAPER	203804	37392	374437	65271	
990 U STATES	LB 60586	31727	122321	64283	4198
WRAPPER SHEETS AND HEADS	60586	31727	122321	64283	
990 U STATES	LB 15240	1652	170207	22034	4200
BOND AND LEDGER PAPERS UNCUT	15240	1652	170207	22034	
1 U KINGDOM	LB 1208	804	1208	804	4201
67 ITALY			6863	2795	
76 NORWAY			1586	1543	
990 U STATES	324152	48648	588679	90887	
ENVELOPES	325360	49452	598336	96029	
1 U KINGDOM	M 20	71	29	339	4202
55 GERMANY W			10	82	
67 ITALY			475	3907	
85 SWEDEN			290	846	
990 U STATES	5887	30853	9525	51763	
ONION SKIN AND MANIFOLD PAPER	5907	30924	10329	56937	
1 U KINGDOM	LB 82	60	12959	3848	4203
990 U STATES	52211	32797	143596	83842	
BOXED PAPER AND PAPETERIES	52293	32857	156555	87690	
1 U KINGDOM	LB 1442	789	1565	889	4204
55 GERMANY W	918	739	1049	886	
86 SWITZRLND	88	55	88	55	
990 U STATES	27299	22650	71038	51910	
WASTE PAPER	30447	24233	73740	53740	
990 U STATES	CWT 77091	199707	121002	300911	4209
ELECTRIC CABLE INSULATG PAPER	77091	199707	121002	300911	
1 U KINGDOM	LB		10358	2136	4210
67 ITALY	14522	2175	14522	2175	
990 U STATES	156563	76916	352107	164959	
PHOTOGRAPHERS PAPERS	171085	79091	376987	169270	
1 U KINGDOM		13933		31096	4211
44 BELG LUX		130866		218830	
54 FRANCE		270		1688	
55 GERMANY W		54621		79053	
67 ITALY		5331		5331	
86 SWITZRLND		1438		3647	
990 U STATES		336870		619997	
BLOTTING PAPER NOT PRINTED		543329		959642	
990 U STATES	LB 29696	10833	76048	20361	4212
	29696	10833	76048	20361	

IMPORTS BY COMMODITIES AND COUNTRIES

Commodity and Country	FEBRUARY 1961		JANUARY TO FEBRUARY 1961		Class Number
	Quantity	Value (\$)	Quantity	Value (\$)	
CIGARETTE PAPER UNGUMMED 990 U STATES	LB 336004	154764	559624	259876	4213
CIGARETTE PAPERS IN PACKETS 54 FRANCE 990 U STATES	M 1400 10	25950 328	1400 10	25950 328	4215
CREPE PAPER DECORATIVE ROLLS 990 U STATES	LB 1410	26278	1410	26278	4216
GUMMED PAPER	LB 467	301	467	301	4217
1 U KINGDOM 55 GERMANY W 990 U STATES	LB 168123	65106	4949 340 361370	1865 139 138477	4218
HANGINGS OR WALL PAPER 1 U KINGDOM 54 FRANCE 559 JAPAN 990 U STATES	LB 5938	1697	17681 53 3846	6466 265 4860	4218
PAPER FOR SHOT SHELLS GUN WADS 990 U STATES	LB 146142	51479	182143	89379	4219
PAPIERMACHE WARE N O P 1 U KINGDOM 55 GERMANY W 559 JAPAN 990 U STATES	LB 22756	10684	44472	16113	4220
PAPER DECALCOMANIA 1 U KINGDOM 990 U STATES	LB 1748	727	1928	790	4222
PAPER MATRIX FOR PRINTING 73 NETHRLNDS 990 U STATES	LB 2349	3435	6769	5281	4223
PAPER MATTING 990 U STATES	LB 5144	4513	10387	6653	4224
PAPER PHOTO BARYTA COATED 1 U KINGDOM 990 U STATES	LB 172	155	172	155	4225
SHINGLES OF PAPER OR FELT	LB 93979	48189	192629	94068	4226
ROOFING SHEATHING PAPER PREPRD 1 U KINGDOM 990 U STATES	LB 94151	48344	192801	94223	4227
TISSUE PAPER N O P 1 U KINGDOM 990 U STATES	LB 12755	6231	35060	19335	4228
TOILET PAPER 1 U KINGDOM 990 U STATES	LB 12755	6231	35060	19335	4229
TOWELS AND NAPKINS PLAIN 990 U STATES	LB 151929	66374	668 417481	858 181216	4230
WAXED STENCIL PAPER 1 U KINGDOM 43 AUSTRIA 49 DENMARK 55 GERMANY W 990 U STATES	LB 151929	66374	418149	182074	4231
ALL KINDS OF PAPER N O P 1 U KINGDOM 44 BELG LUX 67 ITALY 73 NETHRLNDS 559 JAPAN 578 TAIWAN 990 U STATES	LB 403178	41014	8350 758591	926 69890	4232
ABSORB TISSUE WADDNG STOCK NOP 990 U STATES	LB 403178	41014	766941	70816	4234
PAPER NAPKINS N O P 1 U KINGDOM 43 AUSTRIA 49 DENMARK 55 GERMANY W 990 U STATES	LB 145561	25138	380 303708	295 50087	4235
CARBONIZING TISSUE PAPER 1 U KINGDOM 990 U STATES	LB 145561	25138	304088	50382	4236
CABLE INSULATING PAPER N O P 67 ITALY 990 U STATES	LB 226007	27088	473 511247	101 57861	4237
	LB 226007	27088	511720	57962	4238
	LB 46912	11223	122935	25838	4239
	LB 46912	11223	122935	25838	4240
	LB 43884	38306	77594	74302	4241
	43 AUSTRIA	3785	5909	2625	
	49 DENMARK	2319	5451	3944	
	55 GERMANY W	929	929	621	
	990 U STATES	5599	8777	10366	
	56516	49237	98660	91858	
	LB 67250	7598	78860	10985	4242
	44 BELG LUX		24057	1964	
	67 ITALY		200	143	
	73 NETHRLNDS	4099	4099	751	
	559 JAPAN		713	270	
	578 TAIWAN		635	1365	
	990 U STATES	681251	1442011	552432	
	752600	301921	1550575	567910	
	LB 75217	16868	172352	39381	4243
	75217	16868	172352	39381	4244
	LB 2282	1010	5378	2579	4245
	43 AUSTRIA		1032	427	
	49 DENMARK	7065	7065	3280	
	55 GERMANY W	7143	9073	5249	
	990 U STATES	34654	60209	27276	
	51144	24618	82757	38811	
	LB 34699	25573	55467	37962	4246
	247173	55209	578003	129344	
	281872	80782	633470	167306	
	LB 8712	1304	8712	1304	4247
	67 ITALY	13535	29900	11130	
	990 U STATES	22247	6101	12434	
	22247	6101	38612	12434	

IMPORTS BY COMMODITIES AND COUNTRIES

Commodity and Country	FEBRUARY 1961		JANUARY TO FEBRUARY 1961		Class Number
	Quantity	Value (\$)	Quantity	Value (\$)	
CASH REGISTER PAPER 990 U STATES	LB 8766	2722	80118	22455	4238
FILTER PAPER	LB 8766	2722	80118	22455	4239
54 FRANCE			220	85	
55 GERMANY W	2761	1075	2761	1075	
990 U STATES	108515	95167	212549	202157	
TABULATING PAPER AND STOCK	LB 111276	96242	215530	203317	4240
990 U STATES	124570	12769	505977	54660	
BAGS AND SACKS OF PAPER	LB 124570	12769	505977	54660	4241
1 U KINGDOM			3691	2949	
73 NETHRLNDS	1294	252	1294	252	
990 U STATES	634889	157049	1013397	240215	
PAPER PROTECTORS FOR PLANTS	LB 636183	157301	1018382	243416	4242
1 U KINGDOM		392		6057	
990 U STATES		9727		13734	
CONTAINERS PAPERBOARD N O P	LB 10119			19791	4243
1 U KINGDOM	2287	2086	3634	3344	
54 FRANCE			330	60	
55 GERMANY W	545	274	545	274	
73 NETHRLNDS	364	168	364	168	
559 JAPAN	990	299	1064	465	
990 U STATES	848391	287536	1439709	483399	
MILK BOTTLE CAPS OF PAPER	LB 852577	290363	1445646	287710	4244
PAPER TUBES AND CONES FOR YARN	LB 44716	21519	633	539	4245
55 GERMANY W			94219	41973	
990 U STATES	44716	21519	94852	42512	
PAPER PATTERNS BOOT AND SHOE				1350	4246
990 U STATES				1350	
TWINE OR YARN OF PAPER	LB 29828	4163	29828	4163	4248
85 SWEDEN	69441	15293	103093	22108	
990 U STATES	99269	19456	132921	26271	
MANUFACTURES OF PAPER N O P		22803		61585	4252
1 U KINGDOM		200		678	
43 AUSTRIA		329		388	
44 BELG LUX		1568		1911	
49 DENMARK		386		1541	
54 FRANCE		1928		7598	
55 GERMANY W		248		248	
67 ITALY		411		126	
73 NETHRLNDS		299		411	
85 SWEDEN		782		299	
86 SWITZRLND		3474		782	
516 HONG KONG		549890		7588	
559 JAPAN		582318		1075798	
990 U STATES				158953	
PAPER CORES	LB 217456	18323	490927	36653	4253
990 U STATES	217456	18323	490927	36653	
PAPER CUPS DISHES TABLEWARE		51		51	4254
1 U KINGDOM		77849		104861	
990 U STATES		77900		104912	
PAPER DOILIES AND LACE PAPER	LB 1428	821	3133	2235	4255
1 U KINGDOM	43305	19458	81871	41127	
990 U STATES	44733	20279	85004	43362	
PAPER NOVELTIES FLOWERS GAMES		2462		9427	4256
1 U KINGDOM		399		3747	
49 DENMARK		944		1457	
55 GERMANY W		800		800	
67 ITALY				103	
258 GERMANY E				105	
516 HONG KONG		1685		5112	
559 JAPAN		26181		50308	
990 U STATES		32471		71059	
PAPER PATTERNS N O P		222		222	4257
54 FRANCE		63347		101874	
990 U STATES		63569		102096	
SHIPPING CONTAINERS	LB 5024	314	5024	314	4258
55 GERMANY W	373338	42681	1018922	118351	
990 U STATES	378362	42995	1023946	118665	
TRAYS FOR PACKAGING APPLES	LB 2850	399	100071	13938	4259
990 U STATES	2850	399	100071	13938	
PAPER MATCHES		1134		82	4260
1 U KINGDOM				1134	
67 ITALY				744	
73 NETHRLNDS				571	
277 POLAND		1948		7683	
559 JAPAN		13974		27890	
990 U STATES		17056		38104	

IMPORTS BY COMMODITIES AND COUNTRIES

Commodity and Country	FEBRUARY 1961		JANUARY TO FEBRUARY 1961		Class Number
	Quantity	Value (\$)	Quantity	Value (\$)	
ADMIRALTY CHARTS MANUSCRIPTS					4262
1 U KINGDOM		916		1066	
54 FRANCE		95		95	
73 NETHRLNDS				197	
86 SWITZRLND				435	
614 AUSTRALIA				399	
990 U STATES		2010		8346	
		3021		10538	
BLUEPRINTS NOP AND HYDRO PLANS					4263
1 U KINGDOM		6225		11540	
44 BELG LUX				54	
54 FRANCE				952	
85 SWEDEN				112	
86 SWITZRLND				265	
427 UN SO AFR		100		100	
990 U STATES		517627		836402	
		523952		849425	
MUSIC					4265
1 U KINGDOM		2224		5142	
54 FRANCE		473		1258	
55 GERMANY W		269		346	
67 ITALY		169		434	
262 HUNGARY				60	
990 U STATES		28228		53947	
		31363		61187	
NEWSPAPER OR COMIC SECTIONS					4266
990 U STATES		125900		255082	
		125900		255082	
MAGAZINES NEWSPAPERS UNBOUND					4267
1 U KINGDOM		28480		57337	
44 BELG LUX		1899		2091	
54 FRANCE		2185		6819	
55 GERMANY W		4783		9164	
67 ITALY		21519		29834	
73 NETHRLNDS		470		722	
86 SWITZRLND		2026		3977	
516 HONG KONG		2496		4992	
559 JAPAN		424		886	
990 U STATES		2208492		4730944	
		2272774		4846766	
PHOTOGRAPHS NEWS ILLUSTRATION					4268
1 U KINGDOM		96		175	
54 FRANCE		130		194	
990 U STATES		936		2223	
		1162		2592	
PHOTOGRAPHS CHROMOS N O P					4269
1 U KINGDOM		7460		17306	
44 BELG LUX				123	
49 DENMARK		98		222	
54 FRANCE		1285		1835	
55 GERMANY W		1200		2129	
73 NETHRLNDS		381		1296	
85 SWEDEN		98		98	
86 SWITZRLND		1493		1493	
516 HONG KONG		52		513	
553 CHINA COM				353	
559 JAPAN		1605		3157	
874 MEXICO		137		197	
990 U STATES		193293		383902	
		207102		412624	
PHOTOGRAPHS FOR REPRODUCTION					4271
1 U KINGDOM				363	
990 U STATES		15545		32760	
		15545		33123	
TRANSFERS DECALCOMANIA					4272
1 U KINGDOM		80		964	
559 JAPAN		495		495	
990 U STATES		19925		49415	
		20500		50874	
PAPER FOR DUPLICATING MACHINES	LB				4290
1 U KINGDOM			1050	1057	
990 U STATES	62980	39232	176862	101209	
	62980	39232	177912	102266	
ADVERTISING AND PRINTED MATTER	LB				4291
1 U KINGDOM	38724	45676	103787	124238	
44 BELG LUX	455	330	1535	952	
49 DENMARK	284	257	786	866	
54 FRANCE	4437	3216	20071	9654	
55 GERMANY W	13797	13564	39032	26969	
67 ITALY	976	683	3929	2167	
73 NETHRLNDS	16088	15587	21063	22421	
85 SWEDEN	1694	1056	6930	5156	
86 SWITZRLND	2182	2129	4285	3751	
246 CZECHO S			139	139	
287 U S S R	128	125	228	233	
516 HONG KONG			1598	2261	
559 JAPAN	954	1021	3795	2573	
990 U STATES	678801	610301	1243070	1204260	
	758520	693945	1450248	1405640	
PRINTED MATTER N O P					4292
1 U KINGDOM		9758		19399	
44 BELG LUX				157	
54 FRANCE				225	
55 GERMANY W		1347		6953	
67 ITALY				285	
73 NETHRLNDS				499	

IMPORTS BY COMMODITIES AND COUNTRIES

Commodity and Country	FEBRUARY 1961		JANUARY TO FEBRUARY 1961		Class Number
	Quantity	Value (\$)	Quantity	Value (\$)	
85 SWEDEN		58		116	
86 SWITZRLND		1108		1174	
516 HONG KONG				114	
559 JAPAN		2926		6521	
990 U STATES		314933		639424	
		330130		674867	
CARDS FOR PLAYING	PACK				4293
1 U KINGDOM	150	63	300	136	
43 AUSTRIA	864	463	2184	924	
44 BELG LUX			9007	1448	
67 ITALY	5864	1563	6414	1720	
262 HUNGARY	720	54	720	54	
559 JAPAN	720	108	870	233	
990 U STATES	9800	7631	13544	10665	
	18118	9882	33039	15180	
HAND MADE DRAWINGS OR DESIGNS					4294
54 FRANCE		2911		2911	
55 GERMANY W		1201		1201	
990 U STATES		5085		17238	
		9197		21350	
LABELS TAGS TICKETS					4295
1 U KINGDOM		3513		5536	
49 DENMARK				52	
54 FRANCE		292		292	
55 GERMANY W		116		221	
67 ITALY		764		816	
73 NETHRLNDS		238		469	
559 JAPAN		1217		4233	
614 AUSTRALIA				74	
990 U STATES		107992		188311	
		114132		200004	
PICTORIAL POST CARDS FOLDERS	LB				4296
1 U KINGDOM	1066	560	1626	1417	
49 DENMARK	2379	2205	2522	2427	
54 FRANCE	50	60	908	500	
55 GERMANY W	264	890	523	1519	
67 ITALY	80	125	80	125	
73 NETHRLNDS			215	257	
85 SWEDEN	124	116	124	116	
990 U STATES	123546	126165	244078	240492	
	127509	130121	250076	246853	
BIBLES PRAYER BOOKS HYMN BOOKS					4301
1 U KINGDOM		34470		109243	
44 BELG LUX		13430		32920	
49 DENMARK		142		142	
54 FRANCE		5842		10963	
55 GERMANY W		2624		2918	
67 ITALY		1816		5266	
73 NETHRLNDS		123		786	
82 SPAIN		213		434	
86 SWITZRLND		107		107	
355 ISRAEL		142		142	
559 JAPAN		86		86	
874 MEXICO		752		752	
990 U STATES		269416		521417	
		329163		685176	
BLANK BOOKS RULED OR PLAIN					4302
1 U KINGDOM				1146	
55 GERMANY W				123	
559 JAPAN		1860		3685	
990 U STATES		1929		4287	
		3789		9241	
BOOKS OVER 12 YEARS OLD					4303
1 U KINGDOM		404		806	
990 U STATES		160		3335	
		564		4141	
TEXT BOOKS FOR SCHOOLS COLLEGE					4305
1 U KINGDOM		4369		17846	
44 BELG LUX		162		1381	
49 DENMARK				3660	
54 FRANCE		5866		19814	
55 GERMANY W		412		412	
67 ITALY				192	
82 SPAIN		103		103	
86 SWITZRLND				181	
559 JAPAN		165		165	
614 AUSTRALIA				100	
990 U STATES		825623		1957239	
		836700		2001093	
BOOKS NOVELS FICTION					4306
1 U KINGDOM		6377		16459	
990 U STATES		10835		22848	
		17212		39307	
BOOKS SCIENCE FOR LIBRARIES					4307
1 U KINGDOM		28532		72242	
44 BELG LUX		1263		1615	
54 FRANCE		3931		9319	
55 GERMANY W		1272		3036	
64 IRELAND				137	
67 ITALY		2456		2456	
73 NETHRLNDS		1739		8544	
82 SPAIN		248		248	
85 SWEDEN		543		543	
86 SWITZRLND		822		1590	
427 UN SO AFR				154	
559 JAPAN		415		940	

IMPORTS BY COMMODITIES AND COUNTRIES

Commodity and Country	FEBRUARY 1961		JANUARY TO FEBRUARY 1961		Class Number
	Quantity	Value (\$)	Quantity	Value (\$)	
614 AUSTRALIA				50	
990 U STATES		673942		1450835	
BOOKS GOVERNMENT ASSOCIATION		715163		1551709	
1 U KINGDOM		9226		22480	4308
44 BELG LUX				200	
49 DENMARK		59		59	
54 FRANCE		1771		6638	
55 GERMANY W		96		213	
67 ITALY		96		96	
73 NETHRLNDS		1559		2322	
519 INDIA		8254		8254	
559 JAPAN				2411	
614 AUSTRALIA		362		877	
874 MEXICO		938		938	
990 U STATES		33754		61886	
FREIGHT RATES FOR RAILWAYS		56115		106374	
1 U KINGDOM				50	4309
67 ITALY		80		308	
73 NETHRLNDS		66		66	
614 AUSTRALIA		140		140	
990 U STATES		8017		15971	
BOOKS PRINTED PERIODICALS NOP		8303		16535	
1 U KINGDOM		204108		416467	4310
54 FRANCE				7239	
55 GERMANY W		859		2048	
73 NETHRLNDS				1894	
85 SWEDEN				132	
262 HUNGARY		1096		1394	
287 U S S R		521		731	
559 JAPAN		726		726	
990 U STATES		759632		1547346	
BOOKS EXCEPT ENGLISH LANGUAGE		966942		1977977	
1 U KINGDOM		864		1804	4311
43 AUSTRIA		211		211	
44 BELG LUX		29627		63136	
54 FRANCE		231914		660509	
55 GERMANY W		19018		29839	
67 ITALY		796		5934	
73 NETHRLNDS		68		695	
85 SWEDEN				101	
86 SWITZRLND		2995		10401	
245 BULGARIA				58	
246 CZECHO S				94	
262 HUNGARY		150		1711	
287 U S S R		88		639	
516 HONG KONG		300		300	
559 JAPAN		262		262	
744 ARGENTINA		515		605	
990 U STATES		33478		53266	
		320286		829565	

IMPORTS BY COMMODITIES AND COUNTRIES

Commodity and Country	FEBRUARY 1961		JANUARY TO FEBRUARY 1961		Class Number
	Quantity	Value (\$)	Quantity	Value (\$)	
GROUP 5					
IRON AND ITS PRODUCTS					
IRON ORE	TON				5001
752 BRAZIL			26230	229837	
990 U STATES	1258	10635	1586	13330	
	1258	10635	27816	243167	
FERRD TUNGSTEN	CWT				5010
1 U KINGDOM	497	24324	691	49706	
78 PDRTUGAL			61	7346	
990 U STATES	2	351	2	351	
	499	24675	754	57403	
PIG IRON FDR AGRIC IMPLEMENTS	TON				5011
PIG IRDN N O P	TON				5012
1 U KINGDOM	40	2401	40	2401	
990 U STATES	3	125	74	4844	
	43	2526	114	7245	
FERRO MANG UNDER	CWT				5013
1 PC SILICON	672	5700	972	11724	
1 U KINGDDM	3478	21314	8518	52199	
427 UN SO AFR	2077	23444	4286	52222	
559 JAPAN	840	10605	888	11341	
990 U STATES	7067	61063	14664	127486	
SILICD MANG OVER	CWT				5014
1 PC SILICON	449	3007	1012	6780	
44 BELG LUX	1106	14449	1106	14449	
559 JAPAN	88	1505	4255	39660	
990 U STATES	1643	18961	6373	60889	
FERRO SILICDN	CWT				5015
990 U STATES	1449	24898	4746	78266	
	1449	24898	4746	78266	
ALLDYS N O P FOR MFR OF STEEL	CWT				5018
1 U KINGDOM	400	12943	941	49870	
55 GERMANY W			44	1286	
85 SWEDEN			400	5344	
287 U S S R			663	8543	
422 RHOD NYAS	1026	19282	2350	42587	
990 U STATES	7445	266356	14804	492505	
	8871	298581	19202	600135	
PRIMARY IRON N D P	TON				5019
990 U STATES	41	8255	95	20802	
	41	8255	95	20802	
INGDTS CARBON STEEL	TON				5023
990 U STATES	49	7005	88	14730	
	49	7005	88	14730	
INGOTS ALLDY STEEL	TON				5025
990 U STATES	35	17564	99	52283	
	35	17564	99	52283	
BLOOMS BILLETS CARBON STEEL	TON				5027
1 U KINGDOM			1	114	
990 U STATES	72	7397	182	18313	
	72	7397	183	18427	
BLOOMS BILLETS ALLDY STEEL	TON				5029
1 U KINGDOM	4	1915	8	4326	
990 U STATES	59	45154	117	79117	
	63	47069	125	83443	
CAST SCRAP	TON				5031
990 U STATES	2412	63073	5279	129231	
	2412	63073	5279	129231	
WRDUGHT SCRAP	TON				5032
990 U STATES	3785	124748	16830	519536	
	3785	124748	16830	519536	
TIM PLATE SCRAP	TON				5033
990 U STATES	60	1897	60	1897	
	60	1897	60	1897	
AXLES FOR RAILWAY VEHICLES					5041
1 U KINGDOM				4617	
990 U STATES		1759		9958	
		1759		14575	
AXLES FOR VEHICLES N D P					5042
1 U KINGDOM		277		604	
990 U STATES		26663		42824	
		26940		43428	
AXLES N O P					5043
43 AUSTRIA				154	
990 U STATES		3421		8180	
		3421		8334	
CASTINGS FOR AGRIC IMPLEMENTS					5044
990 U STATES		15629		29593	
		15629		29593	
INGDT MOULDS FOR STEEL					5045
990 U STATES		163146		287908	
		163146		287908	
MOULDS N O P					5046
1 U KINGDDM				1797	
990 U STATES		8273		19562	
		8273		21359	
CASTINGS MALLEABLE N O P ROUGH	CWT				5047
990 U STATES	1261	40554	2830	79288	
	1261	40554	2830	79288	

IMPORTS BY COMMODITIES AND COUNTRIES

Commodity and Country	FEBRUARY 1961		JANUARY TO FEBRUARY 1961		Class Number
	Quantity	Value (\$)	Quantity	Value (\$)	
CASTINGS NONMALLEABLE N O P RGH 1 U KINGDOM 990 U STATES	CWT 1266	26425	51 3496	3981 62923	5048
CASTINGS OF STEEL N O P ROUGH 1 U KINGDOM 990 U STATES	CWT 22 3045 3067	1201 82821 84022	630 5634 6264	26003 159658 185661	5049
FORGINGS N O P 1 U KINGDOM 85 SWEDEN 559 JAPAN 990 U STATES		13020 63 120748 133831		22257 368 545 232390 255560	5050
FORGINGS HOLLOW AND 20 TONS 1 U KINGDOM 990 U STATES		27017 22509 49526		59851 31488 91339	5051
PISTON RING CASTINGS ROUGH 1 U KINGDOM 990 U STATES		6978 6978		1338 8740 10078	5052
CASTINGS FOR RAILWAY VEHICLES					5054
TIRES STEEL ROUGH RAILWAY 1 U KINGDOM	CWT 134	2498	134	2498	5055
STEEL WHEELS FOR RAILWAYS 1 U KINGDOM 990 U STATES		31001 1189 32190	134 2498	2498 31326 4437 35763	5057
FORGED GOLF CLUB HEADS 990 U STATES	NO 5081	2376	42481	14511	5058
SEMI FINISHED PISTON CASTINGS 990 U STATES		2376	42481	14511	5059
CONCRETE REINFORCING BARS 55 GERMANY W 85 SWEDEN 559 JAPAN 990 U STATES	CWT 8178 195 2646 1573 12592	33121 2003 13657 8275 57056	8178 195 14892 1636 24901	33121 2003 71428 8993 115545	5070
BARS CARBON STEEL H R N O P 1 U KINGDOM 44 BELG LUX 85 SWEDEN 559 JAPAN 990 U STATES	CWT 1234 950 15 3644 21165 27008	9556 4616 270 18166 175114 207722	6137 2436 15 6839 48608 64035	44201 11816 270 33948 409634 499869	5071
BARS ALLOY STEEL HOT ROLLED 1 U KINGDOM 43 AUSTRIA 54 FRANCE 55 GERMANY W 85 SWEDEN 990 U STATES	CWT 658 455 5 136 5085 6339	22688 8881 142 5264 125531 162506	1791 462 4 5 275 11164 13701	59150 9148 574 142 9864 237937 316815	5075
WIRE RODS STEEL HOT ROLLED 55 GERMANY W 559 JAPAN 755 CHILE 990 U STATES	CWT 1192	13098	7090 4368 1939 1193 14590	37829 21787 9515 13150 82281	5079
BARS CARBON STEEL COLD ROLLED 1 U KINGDOM 44 BELG LUX 559 JAPAN 990 U STATES	CWT 4506	38505	8000 831 475 7414 16720	66602 6234 4014 98149 174999	5083
BARS ALLOY STEEL COLD ROLLED 1 U KINGDOM 43 AUSTRIA 990 U STATES	CWT 63 26 948 1037	2617 829 23699 27145	279 38 1791 2108	13614 1225 57290 72129	5087
BARS OR RODS FABRICATED N O P 1 U KINGDOM 43 AUSTRIA 55 GERMANY W 85 SWEDEN 990 U STATES	CWT 134 9 41 2461 2645	6188 177 2175 40066 48606	679 52 8 69 7478 8286	27320 1007 197 3304 99649 131477	5091
PLATES 60 INCHES WIDE OR LESS 1 U KINGDOM 55 GERMANY W 73 NETHRLNDS 559 JAPAN 990 U STATES	CWT 12823 1863 9239 9436 33361	78970 11433 45572 71100 207075	13092 2087 25 16560 13903 45667	82133 12449 184 81204 120943 296913	5101
PLATES OV 60 IN TO 100 IN 1 U KINGDOM 55 GERMANY W 559 JAPAN 990 U STATES	CWT 3433 10403 12548 9175 35559	24554 76049 63919 71446 235968	4743 15122 50102 15246 85213	33202 110167 252207 135807 531383	5102

IMPORTS BY COMMODITIES AND COUNTRIES

Commodity and Country	FEBRUARY 1961		JANUARY TO FEBRUARY 1961		Class Number
	Quantity	Value (\$)	Quantity	Value (\$)	
PLATES OVER 100 INCHES WIDE	CWT				5103
1 U KINGDOM	869	5927	1796	12505	
990 U STATES	9515	66676	15676	112473	
	10384	72603	17472	124978	
FLOOR PLATE CARBON STEEL	CWT				5104
1 U KINGDOM	287	1726	1378	8180	
559 JAPAN	1644	9318	6092	35311	
990 U STATES	6953	50059	13236	92752	
	8884	61103	20706	136243	
PLATES FABRICATED COATED NOP	CWT				5106
1 U KINGDOM			120	2340	
990 U STATES	299	12789	1652	48834	
	299	12789	1772	51174	
PLATES FLANGED OR DISHED	CWT				5107
990 U STATES	2807	75468	6612	149471	
	2807	75468	6612	149471	
PLATES STAINLESS STEEL	CWT				5108
1 U KINGDOM	11	496	477	28025	
85 SWEDEN			314	16958	
990 U STATES	1441	94271	4109	258137	
	1452	94767	4900	303120	
PLATES ALLOY STEEL N O P	CWT				5109
990 U STATES	3602	58863	10140	153902	
	3602	58863	10140	153902	
SHEETS NOT TEMPERED FOR SAWS	CWT				5115
1 U KINGDOM			24	2897	
54 FRANCE	33	4718	33	4718	
55 GERMANY W	199	31066	245	36588	
85 SWEDEN	236	12898	309	16965	
990 U STATES	1250	57524	3621	135051	
	1718	106206	4232	196219	
SHEETS TEMPERED FOR SAWS	CWT				5116
1 U KINGDOM	45	1378	45	1378	
85 SWEDEN	103	6782	105	6903	
990 U STATES	175	13098	414	26750	
	323	21258	564	35031	
STEEL HR FOR PIPES OVER 60 INS	CWT				5119
1 U KINGDOM			45912	258788	
559 JAPAN			26327	147853	
990 U STATES			24143	162131	
			96382	568772	
SKELP OV 15 3 EIGHTH NOT OV 60	CWT				5120
SKELP NOT OV 15 3 EIGHTH INS	CWT				5122
STEEL COLD ROLLED FOR PIPES	CWT				5123
SHEET CARBON H R UNDER 24 INS	CWT				5124
1 U KINGDOM			391	7888	
44 BELG LUX	110	605	981	5528	
990 U STATES	9217	74209	21145	168342	
	9327	74814	22517	181758	
SHEET CARBON H R 24 TO 51 INS	CWT				5125
1 U KINGDOM	200	1856	200	1856	
990 U STATES	6776	48629	11446	80653	
	6976	50485	11646	82509	
SHEET CARBON H R OVER 51 INS	CWT				5126
990 U STATES	12394	81920	17733	118029	
	12394	81920	17733	118029	
SHEET CARBON C R UNDER 24 INS	CWT				5127
1 U KINGDOM	811	10990	1468	17599	
55 GERMANY W	649	5858	649	5858	
85 SWEDEN	921	39568	933	40700	
559 JAPAN			87	741	
990 U STATES	7065	136983	13344	240384	
	9446	193399	16481	305282	
SHEET CARBON C R 24 TO 51 INS	CWT				5128
1 U KINGDOM			1702	11807	
559 JAPAN	2386	12198	6529	21691	
990 U STATES	7240	51096	19557	115429	
	9626	63294	27788	148927	
SHEET CARBON C R OVER 51 INS	CWT				5129
990 U STATES	17151	131376	55235	429710	
	17151	131376	55235	429710	
SHEET FOR PORCELAIN ENAMELLING	CWT				5131
990 U STATES	15689	123500	26357	208475	
	15689	123500	26357	208475	
SHEET AND STRIP TINPLATE	CWT				5132
1 U KINGDOM	20962	178471	21044	179859	
990 U STATES	2231	14939	2345	16813	
	23193	193410	23389	196672	
SHEET AND STRIP GALVANIZED	CWT				5133
1 U KINGDOM	252	3767	780	12009	
990 U STATES	5651	71437	12669	162817	
	5903	75204	13449	174826	
SHEET AND STRIP TERNEPLATE	CWT				5134
990 U STATES	12900	122911	23130	217186	
	12900	122911	23130	217186	
SHEET COATED WITH METAL NOP	CWT				5138
55 GERMANY W	427	10069	427	10069	
990 U STATES	3112	67150	6131	122804	
	3539	77219	6558	132873	
SHEET AND STRIP COATED NOP	CWT				5139
1 U KINGDOM	1053	11727	1129	12854	
55 GERMANY W	1025	11459	1025	11459	
73 NETHRLNDS	11	205	11	205	

IMPORTS BY COMMODITIES AND COUNTRIES

Commodity and Country	FEBRUARY 1961		JANUARY TO FEBRUARY 1961		Class Number
	Quantity	Value (\$)	Quantity	Value (\$)	
990 U STATES	14577	176880	30240	375577	
SHEET STRIP STAINLESS STEEL	16666	200271	32405	400095	
1 U KINGDOM	CWT 2747	143021	6301	321566	5144
54 FRANCE			168	6176	
85 SWEDEN	172	8896	1095	57209	
559 JAPAN	445	19812	445	19812	
990 U STATES	6659	436116	16883	1028004	
	10023	607845	24892	1432767	
SHEET STRIP ALLOY STEEL N O P	CWT 3	115	7	515	5145
43 AUSTRIA			42	2762	
85 SWEDEN	42	2762			
990 U STATES	653	14574	981	26963	
	698	17451	1030	30240	
SHEET AND STRIP SILICON STEEL	CWT 20540	404856	45533	829335	5146
990 U STATES	20540	404856	45533	829335	
SHEET AND STRIP FABRICATED NOP	CWT 46	2458	54	2948	5149
1 U KINGDOM					
990 U STATES	1680	35495	4340	78092	
	1726	37953	4394	81040	
BEARING PILE CARBON STEEL	CWT 6846	40769	11032	66036	5152
990 U STATES	6846	40769	11032	66036	
WIDE FLANGE BEAMS CARBON N O P	CWT 19155	103677	31609	172380	5153
1 U KINGDOM					
44 BELG LUX	5837	29907	6181	31642	
990 U STATES	263501	1610121	505101	3099575	
	288493	1743705	542891	3303597	
STRUCTURALS LARGE OV 6 IN NOP	CWT 2432	13684	2568	14448	5156
1 U KINGDOM			1039	4870	
44 BELG LUX					
990 U STATES	25579	170274	43026	284683	
	28011	183958	46633	304001	
STRUCT INTERMED 3 TO 6 IN NOP	CWT 110	589	2452	16913	5157
1 U KINGDOM					
44 BELG LUX	108	522	2938	13745	
54 FRANCE			412	2021	
559 JAPAN			4482	22348	
990 U STATES	6713	46561	12206	85973	
	6931	47672	22490	141000	
STRUCTURALS BAR SIZE LESS 3 IN	CWT 61	353	108	597	5159
1 U KINGDOM					
44 BELG LUX	572	2782	3625	21674	
54 FRANCE	2426	12851	572	2782	
559 JAPAN	6667	46922	4145	21084	
990 U STATES	9726	62908	13534	98697	
			21984	144834	
SHEET PILING CARBON STEEL	CWT 1423	7595	7437	39802	5161
44 BELG LUX			1036	5851	
54 FRANCE			4105	20827	
55 GERMANY W	1445	7497	1599	11217	
990 U STATES	519	3603			
	3387	18695	14177	77697	
STRUCTURAL SHAPES ALLOY STEEL	CWT 23	1380	23	1380	5164
1 U KINGDOM					
85 SWEDEN	6	325	104	4679	
990 U STATES	276	17930	580	36357	
	305	19635	707	42416	
SASH OR CASEMENT SECTIONS	CWT 1548	11405	2154	15318	5166
1 U KINGDOM					
990 U STATES	1197	11409	1430	14329	
	2745	22814	3584	29647	
STRUCTURALS FABRICATED NOP	CWT 1068	12505	4086	46686	5169
1 U KINGDOM			212	1569	
44 BELG LUX	109	544	1321	8681	
55 GERMANY W	4795	121448	11427	263508	
990 U STATES	5972	134497	17046	320444	
RAILWAY RAILS	CWT 156	723	831	3751	5173
55 GERMANY W					
990 U STATES	10020	62031	12873	84485	
	10176	62754	13704	88236	
FISH PLATES SPLICE BARS ETC	CWT 39	467	39	467	5175
1 U KINGDOM					
990 U STATES	1980	17016	4703	46273	
	2019	17483	4742	46740	
RAILWAY TRACK MATERIAL NOP	CWT 63	827	63	827	5177
1 U KINGDOM					
990 U STATES	7	84	123	2376	
	70	911	186	3203	
PIPES AND TUBES OF CAST IRON	CWT 10525	45041	38265	154053	5181
1 U KINGDOM					
990 U STATES	712	23457	1347	42911	
	11237	68498	39612	196964	
DRILL PIPE	CWT 3670	66862	11811	314132	5182
990 U STATES	3670	66862	11811	314132	
OIL COUNTRY GOODS STEEL NOP	CWT 5781	54537	13732	128621	5185
1 U KINGDOM			3920	39080	
55 GERMANY W			38711	367093	
559 JAPAN	18701	169577	21996	281370	
990 U STATES	12516	165234	78359	816164	
	36998	389348			
TRANSMISSION PIPE AND FITTINGS	CWT 181	11380	16789	222268	5188
990 U STATES	181	11380	16789	222268	

IMPORTS BY COMMODITIES AND COUNTRIES

Commodity and Country	FEBRUARY 1961		JANUARY TO FEBRUARY 1961		Class Number
	Quantity	Value (\$)	Quantity	Value (\$)	
CORRUGATED METAL CULVERT PIPE 990 U STATES	CWT 748	7782	1656	21717	5189
PRESSURE PIPE FOR BOILERS ETC 1 U KINGDOM 55 GERMANY W 85 SWEDEN 86 SWITZRLND 990 U STATES	CWT 8510 73 46 167 4367	83597 1111 1857 167 83034	11096 73 341 167 8765	116013 1111 7431 1739 317922	5191
SEAMLESS TUBES FOR BEARINGS 85 SWEDEN 990 U STATES	CWT 1603 5972 7575	31718 152052 183770	3963 8579 12542	72536 242104 314640	5192
PIPE FOR PAPER MAKING ROLLS 990 U STATES	CWT 124 124	1911 1911	124 124	1911 1911	5193
PIPE SEAMLESS COLD DRAWN NOP 1 U KINGDOM 54 FRANCE 55 GERMANY W 85 SWEDEN 990 U STATES	CWT 2001 104 84 7572 2761	78240 1726 10606 244088 334660	2648 234 104 178 16789 19953	111856 25646 1726 22736 541717 703681	5196
PIPES IRON OR STEEL N O P 1 U KINGDOD 44 BELG LUX 54 FRANCE 55 GERMANY W 85 SWEDEN 86 SWITZRLND 559 JAPAN 990 U STATES	CWT 3700 45 245 3485 148 1371 26463 35412	30610 45 1829 32752 4398 9184 432628 511401	156315 45 815 6120 2687 45 3132 52069 221228	1146059 386 5573 50490 7296 1523 22577 897823 2131727	5197
PIPE FITTINGS WELDING TYPE 1 U KINGDOM 55 GERMANY W 67 ITALY 73 NETHRLNDS 559 JAPAN 990 U STATES		59481 45148 1085 74417 180131		106614 143635 4075 3048 2184 176936 436492	5198
PIPE FITTINGS COUPLINGS NOP 1 U KINGDOM 55 GERMANY W 67 ITALY 73 NETHRLNDS 76 NORWAY 559 JAPAN 990 U STATES		22317 8352 2040 5768 8426 410945 457648		57857 37273 2040 8193 900 14650 816471 937384	5199
WELDING RODS OF ALL KINDS 1 U KINGDOM 43 AUSTRIA 85 SWEDEN 559 JAPAN 614 AUSTRALIA 990 U STATES	CWT 53 20 40 100 11 4621 4845	2961 1277 3067 5174 628 246989 260096	1998 20 168 100 11 11536 13833	32059 1277 13682 5174 628 511893 564713	5200
WIRE BARBED FENCING 1 U KINGDOM 43 AUSTRIA 44 BELG LUX 73 NETHRLNDS 559 JAPAN 990 U STATES	CWT 3215 1387 400 480 54 5536 42706	27102 8513 2982 3173 236 4967 42706	5289 2886 400 123 480 54 9232	44024 17536 2982 1001 3173 236 69652	5201
WIRE FLAT QUARTER INCH OR LESS 1 U KINGDOM 990 U STATES	CWT 69 650 719	1443 21549 22992	69 1396 1465	1443 52413 53856	5203
WIRE ZINC COATED 1 U KINGDOM 44 BELG LUX 54 FRANCE 55 GERMANY W 67 ITALY 73 NETHRLNDS 559 JAPAN 990 U STATES	CWT 3757 140 1198 734 358 6187	35224 946 9592 4967 10473 61202	8689 140 1749 2313 200 65 2089 562 15807	80770 946 13059 19192 2991 473 13707 11494 142632	5204
WIRE COATED NOP OR COVERED 1 U KINGDOM 44 BELG LUX 49 DENMARK 54 FRANCE 55 GERMANY W 559 JAPAN 990 U STATES	CWT 42 12 19 140 698 211	1457 362 987 5519 30041 38366	98 96 12 19 148 8 1168 1549	3806 1456 362 987 5605 124 57264 69604	5205
WIRE ROPE FOR RIGGING SHIPS	CWT				5206
WIRE ROPE CABLE NOP IRON STEEL 1 U KINGDOM 44 BELG LUX 49 DENMARK	CWT 2398 22	48584 524	3224 80 7	68386 2111 161	5207

IMPORTS BY COMMODITIES AND COUNTRIES

Commodity and Country	FEBRUARY 1961		JANUARY TO FEBRUARY 1961		Class Number
	Quantity	Value (\$)	Quantity	Value (\$)	
54 FRANCE	759	9950	2033	25679	
55 GERMANY W	967	13706	2183	35986	
73 NETHRLNDS	360	6071	811	12971	
76 NORWAY			48	838	
85 SWEDEN	15	235	40	487	
559 JAPAN	776	10209	2744	33671	
990 U STATES	714	30338	936	52394	
WIRE STEEL FOR UPHOL SPRINGS	6011	119617	12106	232684	
559 JAPAN	CWT		896	7365	5208
WIRE STEEL FOR CORSET STEELS	CWT		896	7365	
1 U KINGDOM	45	1720	65	2470	5209
990 U STATES	49	2935	90	5814	
WIRE STEEL FOR MFR WIRE ROPE	94	4655	155	8284	
1 U KINGDOM	CWT				5210
55 GERMANY W	16441	192334	34693	411625	
559 JAPAN	4160	47078	5481	61760	
990 U STATES	1951	22473	7310	77682	
	5	595	40	4784	
WIRE ROPE STEEL COMM L FISHING	22557	262480	47524	555851	
1 U KINGDOM		15218		27675	5211
44 BELG LUX				1513	
49 DENMARK				1714	
55 GERMANY W				1454	
73 NETHRLNDS		415		415	
559 JAPAN				591	
990 U STATES		1139		3924	
WIRE ROPE CABLE STEEL USED		16772		37286	
1 U KINGDOM	CWT		536	7888	5213
990 U STATES			1243	4705	
WIRE OF IRON OR STEEL N O P			1779	12593	
1 U KINGDOM	CWT				5214
43 AUSTRIA	2563	28150	3305	44835	
44 BELG LUX			110	627	
54 FRANCE	153	1257	263	1926	
55 GERMANY W	100	635	100	635	
67 ITALY	2	255	22	1454	
85 SWEDEN			580	3289	
559 JAPAN	307	12774	328	13328	
990 U STATES	2181	11773	2845	18044	
	2439	91687	4694	160708	
WIRE FENCING NOT LESS 080 INCH	7745	146531	12247	244846	
1 U KINGDOM		42844		59034	5215
73 NETHRLNDS		1153		1153	
990 U STATES		1443		2160	
WIRE FENCING WOVEN N O P		45440		62347	
44 BELG LUX				549	5216
55 GERMANY W		694		761	
73 NETHRLNDS		2546		3022	
990 U STATES		672		6501	
WIRE NETTING FOR FUR FARMS		3912		10833	
1 U KINGDOM		13347		13677	5217
990 U STATES		786		2053	
WIRE SCREENS DOORS WINDOWS		14133		15730	
55 GERMANY W		368		368	5218
990 U STATES		7303		10615	
WIRE MESH IN ACETATE FILM		7671		10983	
1 U KINGDOM				785	5219
614 AUSTRALIA		1882		1882	
990 U STATES		437		1657	
WIRE CLOTH OR SCREEN OF IRON		2319		4324	
1 U KINGDOM		83		2722	5220
55 GERMANY W		2706		7360	
73 NETHRLNDS				3912	
559 JAPAN		14841		31481	
990 U STATES		43538		94954	
WIRE NETTING OF IRON OR STEEL		61168		140429	
1 U KINGDOM		2544		9957	5221
43 AUSTRIA				3468	
44 BELG LUX				1742	
55 GERMANY W		3728		4943	
73 NETHRLNDS		964		4049	
559 JAPAN		227		2562	
990 U STATES		853		1863	
WIRE ROPE FOR WELL DRILLING	CWT	8316		28584	5223
WELDED WIRE FABRIC REINFORCING	CWT				5224
44 BELG LUX	244	1492	244	1492	
67 ITALY			1415	22848	
559 JAPAN	1668	10095	3837	22672	
990 U STATES			9	172	
WIRE ROPE FOR LOGGING	1912	11587	5505	47184	
1 U KINGDOM	CWT				5225
55 GERMANY W	231	5233	1763	36334	
	55	935	55	935	

IMPORTS BY COMMODITIES AND COUNTRIES

Commodity and Country	FEBRUARY 1961		JANUARY TO FEBRUARY 1961		Class Number	
	Quantity	Value (\$)	Quantity	Value (\$)		
73 NETHRLNDS	313	4630	401	6168	5231	
959 JAPAN	822	11650	822	11650		
990 U STATES	451	1908	685	3292		
CABLE CHAIN FOR SHIPS	1872	24356	3726	58379		
1 U KINGDOM	200	3530	200	3530	5231	
990 U STATES	976	4378	2435	20322		
COIL CHAIN 9 EIGHTHS AND OVER	1176	7908	2635	23852		
1 U KINGDOM	1580	17061	2088	23343	5232	
73 NETHRLNDS	3	69	3	69		
990 U STATES	1211	9699	1263	12267		
COIL CHAIN UNDER 9 EIGHTHS IN	2794	26829	3354	35679		
1 U KINGDOM	295	3084	669	10006	5233	
43 AUSTRIA	1288	16309	1500	20668		
55 GERMANY W			763	10069		
73 NETHRLNDS	13	229	45	462	5234	
990 U STATES	216	6461	328	10412		
SPROCKET CHAIN FOR AGRIC IMPL	1812	26083	3305	51617		
55 GERMANY W		26422		52703	5234	
990 U STATES		41373		75540		
SILENT CHAIN ROLLER CHAIN		67795		128243		
1 U KINGDOM		48396		98577	5235	
43 AUSTRIA		4836		4836		
54 FRANCE		215		215		
55 GERMANY W		10697		18146		
846 CZECHO S		56		704		
959 JAPAN		9946		17597		
990 U STATES		99398		243129		
		173544		383204		
CHAINS N O P		3877		11737		5236
54 FRANCE		213		213		
55 GERMANY W		286		1602		
86 SWITZRLNO		668		1450		
559 JAPAN		330		641		
990 U STATES		53148		100184		
		58522		115827		
DIESEL ENGINE PARTS N O P		148568		311069	5240	
1 U KINGDOM		3567		4436		
49 DENMARK		2215		3814		
54 FRANCE		13317		18480		
55 GERMANY W		609		1731		
57 ITALY		20400		21238		
73 NETHRLNDS		559		7870		
85 SWEDEN		1274		2171		
86 SWITZRLNO		665		4753		
559 JAPAN		826580		1737116		
990 U STATES		1017754		2108678		
AUTOMOBILE ENGINES AND PARTS	NO	55351	53	116161	5242	
1 U KINGDOM		3076	3	3239		
54 FRANCE	3	24441	9	89988		
55 GERMANY W	1	298		733		
87 ITALY		811009	1655	1779485		
990 U STATES	661	894175	1720	1982606		
ENGINES GAS MARINE AND PARTS	NO	151		609	5244	
1 U KINGDOM				250		
55 GERMANY W		3556		3948		
85 SWEDEN		62330	68	102270		
990 U STATES	46	66037	68	107071		
ENGINES MOTOR TRUCK AND PARTS	NO	2475	1	5405	5245	
1 U KINGDOM	1	915		1268		
55 GERMANY W		1056909	1712	2248742		
990 U STATES	726	1060299	1713	2255415		
ENGINES FISHING BOAT AND PARTS	NO	90		90	5246	
1 U KINGDOM		190		1616		
85 SWEDEN		27185	23	42708		
990 U STATES	19	27465	23	44414		
PARTS OF AIRCRAFT ENGINES		1245024		2786154	5248	
1 U KINGDOM		2167		10752		
44 BELG LUX				2367		
848 CUBA		107		107		
874 MEXICO		1667855		3488267		
990 U STATES		2915153		6287647		
ENGINES UP TO 1 AND 1 HALF H P	NO			175	5251	
990 U STATES				175		
ENGINES GAS N O P AND PARTS	NO	10296	3	42799	5252	
1 U KINGDOM	1		5	332		
43 AUSTRIA		758	4	825		
55 GERMANY W	4	973569	19304	1598223		
990 U STATES	12813	984623	19316	1642949		
ENGINES STEAM N O P AND PARTS	NO	1722	1	178151	5253	
1 U KINGDOM		641		641		
85 SWEDEN		122		122		

IMPORTS BY COMMODITIES AND COUNTRIES

Commodity and Country	FEBRUARY 1961		JANUARY TO FEBRUARY 1961		Class Number
	Quantity	Value (\$)	Quantity	Value (\$)	
86 SWITZRLND		50		2674	
990 U STATES	8	59877	14	91867	
FIRE ENGINES MACHINES AND PTS	8	62412	15	273455	5254
1 U KINGDOM	NO	1441	3	29124	
990 U STATES	23	39625	35	102733	
LOCOMOTIVES RAILWAY N O P	23	41066	38	131857	5255
990 U STATES	NO				
	1	3960	1	3960	
LOCOMOTIVE CHASSIS TOPS WHEELS	1	3960	1	3960	5256
1 U KINGDOM				570	
990 U STATES		76628		117376	
LOCOMOTIVES SAWMILL MINING PTS		76628		117946	5257
1 U KINGDOM	NO				
990 U STATES	2	19230	2	25880	
ENGINES AIRCRAFT UP TO 200 HP	1	75390	2	169991	
990 U STATES	3	94620	4	195871	5258
ENGINES AIRCRAFT 201 TO 500 HP	NO				
990 U STATES	49	31685	83	65486	
ENGINES AIRCRAFT 501 TO 1000HP	49	31685	83	65486	5259
990 U STATES	NO				
	25	71246	38	111794	
ENGINES AIRCRAFT OVER 1000 HP	25	71246	38	111794	5260
1 U KINGDOM	NO				
990 U STATES	1	697	3	19602	
ENGINES MARINE DIESEL	1	697	3	19602	5261
1 U KINGDOM	NO				
73 NETHRLNDS	26	3653218	39	5363414	
85 SWEDEN	11	732967	35	2748253	
559 JAPAN	37	4386185	74	8111667	5265
990 U STATES	NO				
	35	151110	75	214361	
ENGINES MOTOR VEHICLE DIESEL	4	10336	6	15736	
1 U KINGDOM	2	722	2	722	
55 GERMANY W	1	234	4	686	
990 U STATES	34	106267	93	577037	
ENGINES LOCOMOTIVE DIESEL	76	268669	180	808542	5268
1 U KINGDOM	NO				
55 GERMANY W	10	22637	51	115709	
990 U STATES	39	117463	117	304401	
ENGINES DIESEL SEMI DIESEL N O P	49	140100	170	424362	5277
1 U KINGDOM	NO				
990 U STATES	1	4278	8	33934	
ENGINES DIESEL SEMI DIESEL N O P	15	71559	27	130451	5268
1 U KINGDOM	16	75837	35	164385	
54 FRANCE	NO				
55 GERMANY W	200	314719	279	448173	
990 U STATES	8	3101	14	4938	
POWER BOILERS	333	385316	396	555744	5274
99D U STATES	541	703136	693	1010567	
POWER BOILER PARTS		100212		157492	5278
1 U KINGDOM		100212		157492	
85 SWEDEN				3418	
990 U STATES		73521		17135	
OUTBOARD MOTORS		73521		191837	5280
1 U KINGDOM	NO			212390	
990 U STATES	2	173	5	786	
OUTBOARD MOTOR PARTS	445	123922	534	152150	5283
1 U KINGDOM	447	124095	539	152936	
44 BELG LUX		1166		1166	
990 U STATES		76		76	
CREAM SEPARATOR PARTS		558302		1265010	5290
53 FINLAND		559544		1266252	
55 GERMANY W				314	
85 SWEDEN		165		292	
990 U STATES		4608		5428	
CREAM SEPARATORS		9822		17175	5292
55 GERMANY W	NO			23209	
85 SWEDEN	236	17631	453	36703	
990 U STATES	1035	75649	1135	83370	
MILK CLARIFIERS AND PARTS	12	26593	18	50885	5293
990 U STATES	1283	119873	1606	170958	
MILKING MACHINES AND PARTS				64	5294
55 GERMANY W				64	
85 SWEDEN				5113	
990 U STATES		198530		417	
PASTEURIZERS DAIRY AND PARTS		198530		358976	5295
1 U KINGDOM	NO			364506	
85 SWEDEN		1461	1	21137	
990 U STATES		300		1569	
POWER DAIRY MACHINERY AND PTS	8	27316	21	36790	5296
1 U KINGDOM	8	29077	22	59426	
		664		2399	

IMPORTS BY COMMODITIES AND COUNTRIES

Commodity and Country	FEBRUARY 1961		JANUARY TO FEBRUARY 1961		Class Number
	Quantity	Value (\$)	Quantity	Value (\$)	
49 DENMARK		2213		2213	
55 GERMANY W		54		117	
85 SWEDEN		72		72	
86 SWITZRLND				136	
990 U STATES		288696		471625	
FORKS PRONGED		291699		476562	
1 U KINGDOM	DOZ		10	136	5301
55 GERMANY W	234	1855	251	2249	
559 JAPAN	149	1752	442	5398	
990 U STATES	9	205	9	205	
HARVESTERS AND PARTS	392	3812	712	7988	
1 U KINGDOM	NO			241	5302
990 U STATES	100	332574	156	543010	
HAY LOADERS AND PARTS	100	332574	156	543251	
990 U STATES	NO				5303
990 U STATES	3	1423	21	11383	
MOWING MACHINES AND PARTS	3	1423	21	11383	
1 U KINGDOM	NO				5305
55 GERMANY W	50	1619	50	1970	
85 SWEDEN	10	8965	10	8965	
990 U STATES	476	1848	1218	1935	
POTATO DIGGERS PLANTERS PARTS	536	281818	1278	652889	
990 U STATES	NO	294250		665759	5306
990 U STATES	44	41472	67	84913	
HAY RAKES TEDDERS AND PARTS	44	41472	67	84913	
73 NETHRLNDS	NO		1	360	5307
990 U STATES	632	261828	1232	549604	
990 U STATES	632	261828	1232	549964	
RAKES N O P	DOZ				5308
1 U KINGDOM	41	294	60	901	
55 GERMANY W	550	2850	642	3449	
559 JAPAN	2531	5175	3646	11505	
990 U STATES	3281	18947	4655	33642	
990 U STATES	6403	27266	9003	49497	
SCYTHES	DOZ				5310
1 U KINGDOM	50	892	50	892	
43 AUSTRIA	194	4276	595	11259	
990 U STATES	324	5840	344	6370	
990 U STATES	568	11008	989	18521	
SICKLES OR REAPING HOOKS	DOZ				5311
1 U KINGDOM	50	158	50	158	
990 U STATES	387	3385	407	3595	
990 U STATES	437	3543	457	3753	
CULTIVATORS SCUFFLERS AND PTS					5321
1 U KINGDOM		16218		58611	
49 DENMARK				2265	
73 NETHRLNDS		220		220	
559 JAPAN		1224		1352	
990 U STATES		809316		1519221	
990 U STATES		826978		1581739	
DRILLS SEED SEEDERS AND PARTS					5322
990 U STATES		302517		432824	
990 U STATES		302517		432824	
HARROWS DISC AND PARTS					5323
1 U KINGDOM		217		217	
990 U STATES		255006		442873	
990 U STATES		255223		443090	
HARROWS AND PARTS N O P					5324
1 U KINGDOM		21880		21880	
990 U STATES		65261		167001	
990 U STATES		87141		188881	
HOES	DOZ				5325
55 GERMANY W			50	235	
559 JAPAN	247	1802	781	4968	
990 U STATES	489	5586	529	6186	
990 U STATES	736	7388	1360	11389	
PLOUGHS DISC AND PARTS					5326
1 U KINGDOM				51	
990 U STATES		112676		178694	
990 U STATES		112676		178745	
PLOUGHS AND PARTS N O P					5327
1 U KINGDOM				179	
990 U STATES		230027		414860	
990 U STATES		230027		415039	
ROLLERS FARM OR LAWN AND PARTS	NO				5328
990 U STATES	60	2454	120	3576	
990 U STATES	60	2454	120	3576	
FANNING MILL PEAVINERS AND PTS	NO				5331
54 FRANCE			1	1839	
990 U STATES	16	85689	31	105254	
990 U STATES	16	85689	32	107093	
HARVESTER COMBINES AND PARTS	NO				5332
1 U KINGDOM		5833		8290	
990 U STATES	185	1523346	258	2337997	
990 U STATES	185	1529179	258	2346287	
THRESHING MACHINE SEPARATORS	NO				5333
990 U STATES	2	421	2	421	
990 U STATES	2	421	2	421	
THRESHING MACHINE PARTS					5334
990 U STATES		802		1107	
990 U STATES		802		1107	

IMPORTS BY COMMODITIES AND COUNTRIES

Commodity and Country	FEBRUARY 1961		JANUARY TO FEBRUARY 1961		Class Number
	Quantity	Value (\$)	Quantity	Value (\$)	
ELECT GENERATORS FARM AND PTS 990 U STATES		2709		13821	5342
		2709		13821	
FODDER FEED CUTTERS AND PARTS 990 U STATES	NO				5343
	1	4144	7	8685	
	1	4144	7	8685	
FRUIT VEGETABLE GRADING MACH 73 NETHRLNDS 990 U STATES				3595	5344
		50719		115594	
		50719		119189	
GRAIN HAY GRINDERS AND PARTS 874 MEXICO 990 U STATES	NO			191	5345
	137	38976	204	83191	
	137	38976	204	83382	
HAY PRESSES AND PARTS 1 U KINGDOM 990 U STATES	NO			22464	5346
	610	857260	1480	1941577	
	610	861124	1480	1964041	
MANURE SPREADERS AND PARTS 1 U KINGDOM 990 U STATES	NO			140	5350
	480	196733	1104	431500	
	480	196873	1104	431640	
POST HOLE DIGGERS AND PARTS 990 U STATES	NO				5352
	418	34962	432	38584	
	418	34962	432	38584	
SPADES AND SHOVELS N O P 1 U KINGDOM 55 GERMANY W 559 JAPAN 990 U STATES	DOZ				5353
	399	4306	1503	17070	
			71	911	
	365	3409	1449	14189	
	172	2203	180	2651	
	936	9918	3203	34821	
SPRAYING AND DUSTING MACHINES 1 U KINGDOM 559 JAPAN 990 U STATES				10958	5354
		6953		684	
		208694		398964	
		215647		410606	
TRACTION DITCHING MACH AND PTS 990 U STATES	NO				5356
	4	50111	17	88123	
	4	50111	17	88123	
TRACTORS 1 U KINGDOM 54 FRANCE 55 GERMANY W 67 ITALY 990 U STATES	NO				5357
	1126	1724479	1559	2447280	
			3	4791	
			33	73601	
			30	41213	
	2560	6748876	4573	13502267	
	3686	8473355	6198	16069152	
TRACTOR PARTS AND ACCESSORIES 1 U KINGDOM 49 DENMARK 54 FRANCE 55 GERMANY W 67 ITALY 73 NETHRLNDS 85 SWEDEN 559 JAPAN 990 U STATES					5356
		159846		362584	
				5365	
				835	
		15877		44202	
				3042	
		2493		2493	
				497	
		2329		2329	
		3212722		7056001	
		3393267		7477348	
PRUNING HOOKS SHEARS DEHDORNERS 1 U KINGDOM 44 BELG LUX 55 GERMANY W 67 ITALY 559 JAPAN 990 U STATES					5362
		338		452	
				952	
		1991		5874	
		2895		4432	
		114		284	
		16785		26716	
		22123		38710	
AGRIC IMPLEMENTS NOP AND PARTS 1 U KINGDOM 49 DENMARK 55 GERMANY W 73 NETHRLNDS 85 SWEDEN 559 JAPAN 990 U STATES					5363
		40845		92009	
		284		639	
		423		8876	
				2026	
		288		288	
		543		1807	
		1568688		2886209	
		1611071		2991854	
KNIVES AND FORKS TABLE 1 U KINGDOM 43 AUSTRIA 49 DENMARK 54 FRANCE 55 GERMANY W 67 ITALY 73 NETHRLNDS 85 SWEDEN 86 SWITZRLND 516 HONG KONG 519 INDIA 559 JAPAN 990 U STATES					5371
		1199		8064	
		1470		1836	
		594		881	
				2217	
		1631		4072	
		168		219	
				356	
				1829	
		55		55	
				268	
		217		465	
		64691		136272	
		10813		20833	
		80838		177367	
POCKET KNIVES 1 U KINGDOM 54 FRANCE 55 GERMANY W 67 ITALY 86 SWITZRLND 559 JAPAN					5372
		19146		42585	
				763	
		17327		27539	
		2667		2667	
		348		653	
		845		1134	

IMPORTS BY COMMODITIES AND COUNTRIES

Commodity and Country	FEBRUARY 1961		JANUARY TO FEBRUARY 1961		Class Number
	Quantity	Value (\$)	Quantity	Value (\$)	
990 U STATES		6777		13584	
RAZORS N O P AND PARTS		47110		88925	5373
1 U KINGDOM		573		790	
54 FRANCE				74	
55 GERMANY W		1594		2869	
990 U STATES		15409		158621	
SAFETY RAZOR BLADES		17576		162354	5374
1 U KINGDOM	DOZ	146821	426476	65007	
55 GERMANY W		6667	22417	1254	
990 U STATES		118441	304067	19418	
SCISSORS AND SHEARS N O P		271929	752960	85679	5375
1 U KINGDOM				37670	
54 FRANCE				172	
55 GERMANY W				82830	
67 ITALY				11416	
527 PAKISTAN				1035	
559 JAPAN				2535	
990 U STATES				39684	
OTHER KNIVES N O P		114280		207993	5376
1 U KINGDOM				3883	
49 DENMARK				8316	
53 FINLAND				196	
54 FRANCE				107	
55 GERMANY W				104	
85 SWEDEN				11267	
86 SWITZRLNO				720	
559 JAPAN				55	
990 U STATES				2772	
SPOONS				9728	5377
1 U KINGDOM				28529	
43 AUSTRIA				453	
49 DENMARK				955	
55 GERMANY W				60	
73 NETHRLNDS				164	
85 SWEDEN				267	
559 JAPAN				22715	
990 U STATES				658	
KNIVES BUTCHER AND KITCHEN				25272	5378
1 U KINGDOM					
54 FRANCE				2694	
55 GERMANY W				1460	
85 SWEDEN				8392	
86 SWITZRLNO				258	
516 HONG KONG				829	
519 INDIA					
559 JAPAN				12141	
990 U STATES				9745	
HINGES AND BUTTS				35119	5381
1 U KINGDOM	LB				
55 GERMANY W				19192	
67 ITALY				7232	
73 NETHRLNDS				741	
85 SWEDEN				741	
559 JAPAN				18697	
990 U STATES				59876	
CUT NAILS				58747	5391
990 U STATES	CWT				
TACKS ALL KINOS N O P				266	5393
1 U KINGDOM	LB				
55 GERMANY W				266	
990 U STATES				266	
WIRE NAILS OVER ONE INCH				266	5394
1 U KINGDOM	CWT				
43 AUSTRIA				2431	
44 BELG LUX				98	
67 ITALY				960	
73 NETHRLNDS				11	
85 SWEDEN				11	
559 JAPAN				7350	
990 U STATES				370	
NAILS BRAOS AND SPIKES N O P				11220	5395
1 U KINGDOM	LB				
55 GERMANY W				5286	
559 JAPAN				4353	
990 U STATES				15012	
HANO SEWING NEEOLAS				15766	5400
1 U KINGDOM				40417	
55 GERMANY W				10618	
559 JAPAN				2008	
990 U STATES				67	
SPRING BEARO AND LATCH NEEDLES				133	5401
1 U KINGDOM	M				
54 FRANCE				35	

IMPORTS BY COMMODITIES AND COUNTRIES

Commodity and Country	FEBRUARY 1961		JANUARY TO FEBRUARY 1961		Class Number	
	Quantity	Value (\$)	Quantity	Value (\$)		
55 GERMANY W	15	556	60	2693	5402	
86 SWITZRLND	3	296	17	1351		
990 U STATES	557	31677	986	58780		
NEEDLES N O P	625	35514	1209	69122		
1 U KINGDOM		37491		70538	5402	
44 BELG LUX		208		4760		
55 GERMANY W		5640		12254		
67 ITALY		2481		2934		
86 SWITZRLND		86		157		
246 CZECHO S		1135		1261		
559 JAPAN		523		4519		
990 U STATES		15182		31745		
PINS N O P		62746		128168	5403	
1 U KINGDOM	LB 46894	40675	73899	64593		
54 FRANCE			2000	454		
55 GERMANY W		161	1103	1049		
246 CZECHO S		2895	5375	2500		
559 JAPAN		2200	2400	1463		
990 U STATES		4890	6637	11179		
PINS FOR MARKING SYSTEMS		57040		81238		
1 U KINGDOM	LB 150	109	150	109	5404	
990 U STATES		1601	2450	4238		
NUTS AND BOLTS WASHERS RIVETS		1751	2889	4347	5411	
1 U KINGDOM	LB 85600	28584	146560	59231		
43 AUSTRIA		10689	11625	1531		
54 FRANCE		18787	37937	8645		
55 GERMANY W		9364	96668	26974		
67 ITALY		502	1412	698		
73 NETHRLNDS		135	135	50		
85 SWEDEN		5237	6045	3390		
516 HONG KONG		118	118	118		
559 JAPAN		16154	76994	11361		
614 AUSTRALIA			2375	700		
990 U STATES		542285	1214893	660222		
MACHINE AND OTHER SCREWS N O P		688871	1594762	772920		5412
1 U KINGDOM		2650		4539		
43 AUSTRIA				123		
55 GERMANY W		1290		2934		
86 SWITZRLND		57		57		
516 HONG KONG		80		80		
559 JAPAN		1911		4258		
886 P RICO		1626		4799		
990 U STATES		173657		381805		
WOOD SCREWS OF IRON OR STEEL		181271		398595		
1 U KINGDOM		176		2773	5413	
43 AUSTRIA		594		594		
44 BELG LUX				1319		
55 GERMANY W		2398		4001		
85 SWEDEN				315		
516 HONG KONG		344		344		
559 JAPAN		2463		2777		
886 P RICO		2264		5227		
990 U STATES		2720		14078		
FISH HOOKS COMMERCIAL		10959		31428		
1 U KINGDOM		93		895	5421	
76 NORWAY		4713		9858		
559 JAPAN		879		1110		
990 U STATES		1836		1836		
HARDWARE N O P		7521		13699	5422	
1 U KINGDOM		35194		86207		
43 AUSTRIA				1467		
49 DENMARK				51		
54 FRANCE		595		595		
55 GERMANY W		3406		8476		
85 SWEDEN		6760		7720		
559 JAPAN		2868		4448		
990 U STATES		332295		627993		
LOCKS OF IRON OR STEEL		381118		736957		
1 U KINGDOM		854		3870	5423	
55 GERMANY W		4447		8202		
516 HONG KONG		96		218		
559 JAPAN		327		327		
990 U STATES		71001		131737		
SKATES ICE AND PARTS		76725		144354	5425	
1 U KINGDOM	PAIR 118	975	292	2183		
SKATES ROLLER AND PARTS		118	292	2183	5426	
1 U KINGDOM	PAIR 36	67	1476	2270		
559 JAPAN			1008	743		
990 U STATES		947	1287	4485		
CARPET SWEEPERS		983	3771	7498	5441	
1 U KINGDOM	NO 24	125	60	259		
886 P RICO		492	652	5656		
990 U STATES		382	1284	5482		
		898	1996	11397		

IMPORTS BY COMMODITIES AND COUNTRIES

83

Commodity and Country	FEBRUARY 1961		JANUARY TO FEBRUARY 1961		Class Number
	Quantity	Value (\$)	Quantity	Value (\$)	
CLEANERS ELECTRIC VACUUM	NO				5442
1 U KINGDOM	1110	25468	1467	33472	
49 DENMARK			128	4513	
55 GERMANY W	1	58	2	108	
73 NETHRLNDS	500	10460	1271	27218	
85 SWEDEN	1	70	1	70	
990 U STATES	7140	267364	21761	793140	
	8752	303420	24630	858521	
CLEANERS HAND VACUUM AND PARTS					5443
1 U KINGDOM		39660		65949	
49 DENMARK		637		1359	
55 GERMANY W		60		173	
73 NETHRLNDS				519	
85 SWEDEN		2108		2108	
886 P RICO		6394		6394	
990 U STATES		165357		340238	
		214216		416740	
CLOTHES WRINGERS DOMESTIC					5444
990 U STATES		3667		14722	
		3667		14722	
SEWING MACHINES DOMESTIC	NO				5445
1 U KINGDOM	2985	52627	4305	79581	
55 GERMANY W	34	3465	271	22761	
67 ITALY	53	1508	53	1508	
73 NETHRLNDS	1	50	1	50	
85 SWEDEN	60	4735	61	4860	
86 SWITZRLNO	525	38254	836	62017	
246 CZECHO S			150	2025	
519 INDIA	250	3344	250	3344	
559 JAPAN	7857	193732	14058	357885	
990 U STATES	3285	247334	5205	390990	
	15050	545049	25190	925021	
SEWING MACH ATTACHMNTS DOMESTIC					5446
1 U KINGDOM		22277		31147	
55 GERMANY W		63		63	
86 SWITZRLND		136		272	
559 JAPAN				889	
990 U STATES		20761		37461	
		43237		69832	
SEWING MACHINE PARTS DOMESTIC					5447
1 U KINGDOM		53187		98132	
49 DENMARK				171	
55 GERMANY W		2182		4237	
85 SWEDEN				255	
86 SWITZRLND		54		54	
288 YUGO SLAV		3970		3970	
559 JAPAN		930		2600	
990 U STATES		33564		65166	
		93887		174585	
CLOTHES DRYERS DOMESTIC ELECTR	NO				5448
1 U KINGDOM	410	19359	716	33441	
55 GERMANY W	33	1201	148	6422	
990 U STATES	1516	264450	4009	646606	
	1959	285010	4873	686469	
WATER PUMPS DOMESTIC	NO				5449
1 U KINGDOM	281	1527	359	2015	
990 U STATES	2	305	66	8090	
	283	1832	425	10105	
WASHING MACHINES ELECTRIC	NO				5450
1 U KINGDOM			13	1342	
55 GERMANY W	2	362	2	362	
990 U STATES	2693	374391	6098	866538	
	2695	374753	6113	868242	
WASHING MACHINES N O P	NO				5451
WASHING MACHINE PARTS					5453
1 U KINGDOM				2068	
86 SWITZRLND				731	
990 U STATES		367064		800066	
		367064		802865	
IRONERS DOMESTIC ELEC AND PTS	NO				5454
990 U STATES			7	696	
			7	696	
ARTICLES FOR SMELTING IRON					5461
1 U KINGDOM		550		550	
55 GERMANY W		38065		75868	
76 NORWAY				69	
990 U STATES		5288		28807	
		43903		105294	
BLOWERS SMELTING APPARATUS					5462
990 U STATES		75014		77127	
		75014		77127	
BUDOLLES VANNERS SLIME TABLES					5463
990 U STATES		4544		16495	
		4544		16495	
CHOCK RELEASE APPARATUS					5465
COAL HEADING MACHINES					5466
990 U STATES		35776		77115	
		35776		77115	
MINERS LAMPS AND ACCESSORIES					5467
1 U KINGDOM		1380		5452	
990 U STATES		48183		95460	
		49563		100912	
AMALGAM SAFES ORE SAMPLERS					5468
1 U KINGDOM				2665	

IMPORTS BY COMMODITIES AND COUNTRIES

Commodity and Country	FEBRUARY 1961		JANUARY TO FEBRUARY 1961		Class Number
	Quantity	Value (\$)	Quantity	Value (\$)	
55 GERMANY W		1922		1922	
990 U STATES		50089		77329	
SUNDRY METALLURGICAL APPARATUS		52011		81916	5469
1 U KINGDOM		3133		6029	
54 FRANCE				1200	
55 GERMANY W		4847		32842	
85 SWEDEN				1248	
990 U STATES		687757		973397	
DIAMOND DRILLS CORE DRILLS		695737		1014716	5470
1 U KINGDOM		27333		55201	
990 U STATES		96959		137232	
MINE LOADING MACH CONVEYORS		124292		192433	5471
1 U KINGDOM		13284		42112	
55 GERMANY W				212	
85 SWEDEN		11743		12564	
990 U STATES		1358875		2168621	
MACHINERY ALLUVIAL MINING		1383902		2223509	5473
990 U STATES		355		432	
MACHINERY ORE HANDLING		355		432	5474
990 U STATES				309	
MACHINERY ORE CONCENTRATION				309	5475
1 U KINGDOM		908		2546	
55 GERMANY W				181	
990 U STATES		25454		281462	
MACHINERY METAL REFINING		26362		284189	5476
1 U KINGDOM		344		652	
990 U STATES		91775		168297	
ORE CRUSHERS GRINDING MILLS		92119		168949	5477
1 U KINGDOM		25120		57940	
55 GERMANY W		989		37558	
990 U STATES		162270		279304	
COAL CUTTERS AUGERS DRILLS		189079		374802	5478
1 U KINGDOM		1925		1925	
55 GERMANY W		1264		1264	
990 U STATES		3948		9054	
PUMPS PREC METAL EXTRACTION		7137		12243	5480
990 U STATES		7289		23570	
ROCK DRILLS AND PARTS		7289		23570	5481
1 U KINGDOM	NO	7545		14387	
53 FINLAND	6	2189		2264	
85 SWEDEN	21	24217	28	70405	
86 SWITZRLND	1	461	1	461	
990 U STATES	60	197705	109	404599	
WELL DRILLING MACHINERY		88	144	492116	5482
1 U KINGDOM		13160		38206	
990 U STATES		2367196		5601136	
ADDING MACHINES AND PARTS		2380356		5639342	5500
1 U KINGDOM	NO	266	505	74387	
54 FRANCE			60	9122	
55 GERMANY W	40	5215	454	54567	
67 ITALY	300	38370	383	43903	
76 NORWAY	75	3096	75	3096	
85 SWEDEN	174	14237	284	23855	
86 SWITZRLND			25	1556	
246 CZECHO S			400	3481	
990 U STATES	412	110279	1279	265321	
BOOKKEEPING MACHINES AND PARTS		1267	3465	478918	5501
1 U KINGDOM	NO	11882		32627	
49 DENMARK				400	
55 GERMANY W	29	50932	93	101180	
67 ITALY	63	58810	161	135355	
73 NETHRLNDS			51	5120	
85 SWEDEN	1	551	7	2445	
86 SWITZRLND		776	38	7543	
990 U STATES	649	2055360	1107	4024654	
CASH REGISTERS		742	1457	4309324	5502
55 GERMANY W		13148		20882	
76 NORWAY		1219		1620	
85 SWEDEN		43746		160054	
990 U STATES		18905		36844	
CASH REGISTER PARTS		77018		219400	5503
55 GERMANY W		170		305	
85 SWEDEN		1656		2377	
990 U STATES		134399		247177	
DICTATING MACHINES AND PARTS		136225		249859	5504
1 U KINGDOM		27515		81997	
49 DENMARK		259		529	
54 FRANCE		1712		1712	
55 GERMANY W		58660		110131	

IMPORTS BY COMMODITIES AND COUNTRIES

Commodity and Country	FEBRUARY 1961		JANUARY TO FEBRUARY 1961		Class Number	
	Quantity	Value (\$)	Quantity	Value (\$)		
73 NETHRLNDS		9 579		3 470 8	5 50 6	
86 SWITZRLND		180		180		
990 U STATES		6 20 4 9		1 900 8 2		
TYPEWRITER PARTS		15 99 5 4		41 93 3 9		
1 U KINGDOM		4 75 9		1 50 8 8	5 50 7	
54 FRANCE				5 4 3		
55 GERMANY W		18 52 7		30 40 5		
67 ITALY		87		2 3 3		
73 NETHRLNDS				1 5 8		
85 SWEDEN		66		6 6		
86 SWITZRLND		3 7 7		21 6 3		
246 CZECHO S		4 2 3 7 7		4 91 6 3		
990 U STATES		3 8 7 2 7 6		6 40 2 6 5		
TYPEWRITERS ELECTRIC	NO	4 5 3 4 6 9		7 3 8 0 8 4		
55 GERMANY W	3	6 6 1	3	6 6 1	5 50 8	
85 SWEDEN	6	1 0 2 7	6	1 0 2 7		
86 SWITZRLND	11	2 6 8 1	16	3 9 2 8		
990 U STATES	30 8	9 8 3 2 1	4 4 2	1 4 2 6 9 0		
TYPEWRITERS PORTABLE	32 8	1 0 2 6 9 0	4 6 7	1 4 8 3 0 6		
1 U KINGDOM	7	4 0 6	6 4 1	2 21 0 8	5 50 9	
55 GERMANY W	12 5	4 2 8 7	1 4 2	4 71 0		
67 ITALY	20 1	5 3 8 2	20 1	5 3 8 2		
73 NETHRLNDS			100	2 9 5 6		
82 SPAIN			200	4 40 0		
85 SWEDEN	1 8	8 3 2	20	9 3 8		
86 SWITZRLND	1 8 7	6 2 9 3	31 4	11 20 1		
246 CZECHO S	6 2 8	11 5 30	2100	3 8 6 4 2		
258 GERMANY E	7 4 9	1 6 2 3 3	7 4 9	1 6 2 3 3		
559 JAPAN			100	2 2 4 1		
990 U STATES	7	5 21	10	800		
TYPEWRITERS STANDARD	19 2 2	4 5 4 8 4	4 5 7 7	10 9 6 1 1		
1 U KINGDOM	71 8	8 3 5 9 4	1 2 7 9	1 3 8 3 3 1		5 51 0
55 GERMANY W	71	6 9 9 6	71	6 9 9 6		
67 ITALY	1 2	1 5 7 5	1 8	2 4 5 4		
85 SWEDEN	4 4	4 0 4 3	5 9	5 3 7 3		
86 SWITZRLND	10 7	9 5 9 8	1 7 5	1 7 9 7 7		
990 U STATES	2 3	3 0 9 9	2 2 5	11 0 4 0		
ELECTRONIC COMPUTERS AND PARTS	9 7 5	1 0 8 9 0 5	1 8 2 7	1 8 2 1 7 1		
1 U KINGDOM	NO			5 8	5 51 1	
990 U STATES	8	3 6 4 4 4 3	1 3	4 51 9 6 5		
MACHINERY 412A PAPER WORKING	8	3 6 4 4 4 3	1 3	4 5 20 2 3		
1 U KINGDOM		18 59 7		11 44 5 1	5 51 2	
49 DENMARK		31 5		31 5		
54 FRANCE		13 0 6 0		1 41 2 5		
55 GERMANY W		91 8 3 3		2 20 9 6 2		
67 ITALY		18 4 8 0		2 90 3 5		
85 SWEDEN		51 9 5		51 9 5		
86 SWITZRLND		8 7 3		2 2 8 8		
258 GERMANY E		11 1 1 9 1		1 3 8 7 3		
287 U S S R				1 6 6 6		
559 JAPAN				7 5 3		
886 P R I C O		3 20 4		3 2 7 4		
990 U STATES		7 2 5 9 7 2		21 4 3 5 8 5		
MACHINERY 412A CELLULOSE		8 8 8 7 2 0		2 5 4 9 5 2 2		
1 U KINGDOM		5 2		5 2	5 51 3	
55 GERMANY W				9 2 0		
990 U STATES		5 8 1 2		31 9 5 6		
NEWSPAPER PRESSES AND PARTS		5 8 6 4		3 2 9 2 8		
1 U KINGDOM	NO	4 00 5		6 90 3	5 51 4	
55 GERMANY W				1 6 9		
86 SWITZRLND		5 6		1 6 6 8 3		
990 U STATES		20 1 6 7	1	5 3 3 1 7		
FLAT BED CYL PRESSES AND PARTS		2 4 2 2 8	1	7 70 7 2		
67 ITALY	NO	1 50 8	2	1 60 1 6	5 51 5	
990 U STATES		1 21 5 1	1	3 60 6 8		
PRINTING PRESSES N O P AND PTS		1 3 6 5 9	3	5 20 8 4		
1 U KINGDOM	NO	4 2 4	8 71	2 90 7 4 5	5 51 6	
49 DENMARK	10	2 6 5 4	2 3	5 4 7 5		
54 FRANCE	1	5 3 8 6	1	5 3 8 6		
55 GERMANY W	13 8	1 3 5 9 8 6	1 6 6	2 3 8 9 4 2		
67 ITALY	4 4	2 5 5 9 9	4 6	11 4 4 7 5		
73 NETHRLNDS		5 4 2	2 5	1 9 4 1		
85 SWEDEN	6	1 21 6 8	2 6	2 5 9 8 5		
86 SWITZRLND		3 2 6	1	2 5 7 4		
246 CZECHO S			1	3 40 0		
559 JAPAN			3	4 70		
990 U STATES	5 2 3	7 3 8 9 5 5	8 90	1 6 4 4 4 2 9		
TYPECASTING MACHINES AND PARTS	11 4 6	10 70 4 6 5	20 5 3	2 3 3 3 6 2 2		
1 U KINGDOM		2 2 3 8		4 10 8		5 51 7
990 U STATES		2 21 7 7 7		4 6 7 4 5 2		
TYPEMAKING ACCESSORIES AND PTS		2 2 4 0 1 5		4 71 5 6 0		
1 U KINGDOM		9 5		9 5	5 51 8	
990 U STATES		1 7 4 3 6		2 4 6 5 5		
		1 7 5 3 1		2 4 7 5 0		

IMPORTS BY COMMODITIES AND COUNTRIES

Commodity and Country	FEBRUARY 1961		JANUARY TO FEBRUARY 1961		Class Number
	Quantity	Value (\$)	Quantity	Value (\$)	
SHOVELS PWR NOT MDE CANADA NOP 990 U STATES	NO				5518
	6	71206	16	211848	
	6	71206	16	211848	
SHOVELS POWER MADE CANADA NOP 1 U KINGDOM 990 U STATES	NO				5519
	1	42605	2	58537	
	2	59451	6	166254	
	3	102056	8	224791	
SHOVELS POWER PARTS OF N O P 1 U KINGDOM 55 GERMANY W 67 ITALY 85 SWEDEN 990 U STATES		2688 80		5206 136	5520
				134	
				156	
		315497		625784	
		318265		631416	
AIR COMPRESSING MACH AND PARTS 1 U KINGDOM 43 AUSTRIA 44 BELG LUX 49 DENMARK 54 FRANCE 55 GERMANY W 73 NETHRLNDS 85 SWEDEN 86 SWITZRLND 559 JAPAN 990 U STATES		38590 940 7687 838 851 23132 1982 9127		130722 940 17782 5981 1113 27122 1982 18476 1023 827	5521
		785850		1308587	
		869824		1514555	
BAKERY MACHINERY AND PARTS 1 U KINGDOM 43 AUSTRIA 49 DENMARK 55 GERMANY W 67 ITALY 73 NETHRLNDS 559 JAPAN 990 U STATES		6645 950 4179 2608 4282		9109 810 950 6732 3508 6840 1031	5522
		297232		597458	
		315896		626438	
CHAIN SAWS AND PARTS 55 GERMANY W 76 NORWAY 85 SWEDEN 990 U STATES	NO	974 346	1 5	4408 346	5523
	5	14815	50	18657	
	211	205783	634	452218	
	266	221918	690	475629	
COAL CARBONIZING MACH AND PTS 990 U STATES		388		7890	5524
		388		7890	
SEWING MACH INDUSTRIAL AND PTS 1 U KINGDOM 49 DENMARK 54 FRANCE 55 GERMANY W 86 SWITZRLND 258 GERMANY E 559 JAPAN 990 U STATES	NO	27806	191	31529	5525
	189			157	
		113	6	1034	
	34	5448	104	16793	
	20	2094	24	3060	
			5	397	
	25	1870	30	4008	
	297	163783	697	372748	
	565	201114	1057	429726	
CLAY PRODUCTS MACH AND PARTS 990 U STATES		8366		20084	5526
		8366		20084	
COAL COKE AND GAS MACH AND PTS 1 U KINGDOM 990 U STATES		194		4486	5527
		86240		156389	
		86434		160875	
WASTE RECOVERY MACH AND PARTS 1 U KINGDOM 990 U STATES		2703		2796	5528
		19428		85529	
		22131		88325	
COAL HANDLING MACHINES AND PTS 1 U KINGDOM 990 U STATES		84		161	5529
		56501		56569	
		56585		56730	
CONCRETE MIXING MACH AND PARTS 1 U KINGDOM 49 DENMARK 990 U STATES	NO			53	5530
	1	3358	1	3358	
	10	35456	24	63509	
	11	38814	25	66920	
ROCK DRILL BITS 1 U KINGDOM 85 SWEDEN 990 U STATES	NO	3032	783	7582	5531
	448	33326	6589	87329	
	2184	92769	4451	153764	
	1486				
	4118	129127	11823	248675	
DENTAL ENGINES ELECTRIC 1 U KINGDOM 990 U STATES	NO	289	7	1092	5532
	2	1113	16	2349	
	9	1402	23	3441	
	11				
HAND FIRE EXTINGUISHERS 1 U KINGDOM 990 U STATES		416		598	5534
		84509		197277	
		84925		197875	
FERTILIZER MACHINERY AND PARTS 1 U KINGDOM 990 U STATES				1013	5535
		1375		1375	
		1375		2388	
FISH PREPARING MACH AND PARTS 55 GERMANY W 990 U STATES		1661		3525	5536
		54		290	
		1715		3815	

IMPORTS BY COMMODITIES AND COUNTRIES

Commodity and Country	FEBRUARY 1961		JANUARY TO FEBRUARY 1961		Class Number
	Quantity	Value (\$)	Quantity	Value (\$)	
REFRIGERATING MACH AND PARTS					5537
1 U KINGDOM		15139		16654	
49 DENMARK		1245		1700	
55 GERMANY W				287	
86 SWITZRLND				1172	
990 U STATES		705700		1340060	
		722084		1359873	
LAWN MOWERS POWER AND PARTS	NO				5538
1 U KINGDOM	162	14327	162	14593	
990 U STATES	7831	404200	10251	567368	
	7993	418527	10413	581961	
LAWN MOWERS N O P	NO				5539
1 U KINGDOM	2005	15552	7584	62439	
990 U STATES	2035	30247	3439	48392	
	4040	45799	11023	110831	
LEATHER MACHINERY AND PARTS					5540
1 U KINGDOM		305		305	
55 GERMANY W		420		783	
990 U STATES		25045		38741	
		25770		39829	
LOGGING MCHY AND PARTS N O P					5541
1 U KINGDOM		10048		10540	
55 GERMANY W		1794		1895	
85 SWEDEN		3785		17880	
86 SWITZRLND		1125		5355	
990 U STATES		453103		933646	
		469855		969316	
METAL DRILLING MACH AND PARTS					5542
1 U KINGDOM		34385		66410	
54 FRANCE		5699		7460	
55 GERMANY W		307		6159	
85 SWEDEN		756		1773	
86 SWITZRLND		14265		14265	
246 CZECHO S		2812		4705	
990 U STATES		73446		274245	
		131670		375017	
METAL GRINDING MACH AND PARTS					5543
1 U KINGDOM		61006		91009	
49 DENMARK				3172	
53 FINLAND				1056	
55 GERMANY W		4509		12513	
67 ITALY		4136		4136	
73 NETHRLNDS		5211		5282	
85 SWEDEN		14759		21440	
86 SWITZRLND		6523		6523	
246 CZECHO S		1863		6888	
990 U STATES		271718		540874	
		369725		692893	
METALWORKING LATHES AND PARTS					5544
1 U KINGDOM		82709		219026	
44 BELG LUX		5496		5581	
49 DENMARK		1690		1690	
54 FRANCE		1605		1657	
55 GERMANY W		21587		75300	
67 ITALY		12559		12559	
85 SWEDEN		2372		8814	
86 SWITZRLND				1824	
246 CZECHO S		14556		14805	
990 U STATES		113787		377924	
		256361		719180	
METAL MILLING MACHINES AND PTS					5545
1 U KINGDOM		82976		173198	
49 DENMARK				116	
54 FRANCE				11505	
55 GERMANY W		19318		50284	
67 ITALY				4087	
73 NETHRLNDS				5658	
82 SPAIN		1620		3814	
85 SWEDEN		12455		18091	
86 SWITZRLND		2618		2618	
246 CZECHO S		294		3139	
990 U STATES		66567		103468	
		185848		375978	
METALWORKING PLANERS AND PARTS					5546
990 U STATES		223		850	
		223		850	
METALWRKING PRESSES AND PARTS					5547
1 U KINGDOM		74500		101342	
55 GERMANY W		9881		66699	
86 SWITZRLND		679		679	
246 CZECHO S		3666		3666	
990 U STATES		291171		627585	
		379897		799971	
METAL ROLLING MILL MCH AND PTS					5548
1 U KINGDOM		113691		145344	
55 GERMANY W		70154		77635	
85 SWEDEN		2619		2619	
86 SWITZRLND		296		419	
990 U STATES		22791		468473	
		216551		694490	
METAL SHAPERS SLOTTERS AND PTS					5549
1 U KINGDOM		1443		5219	
55 GERMANY W		27371		33320	
85 SWEDEN		6234		6234	
990 U STATES		94089		141796	
		129137		186569	

IMPORTS BY COMMODITIES AND COUNTRIES

Commodity and Country	FEBRUARY 1961		JANUARY TO FEBRUARY 1961		Class Number	
	Quantity	Value (\$)	Quantity	Value (\$)		
METALWORKING MCH N O P AND PARTS					5550	
1 U KINGDOM		72481		158495		
44 BELG LUX		3507		3507		
54 FRANCE				88065		
55 GERMANY W		33823		116779		
67 ITALY		382		472		
85 SWEDEN		2017		3553		
86 SWITZRLND		4254		19189		
559 JAPAN				367		
990 U STATES		637944		1208299		
		754408		1598726		
MOTION PICTURE PROJECTORS					5551	
1 U KINGDOM		11906		23860		
43 AUSTRIA		40282		50491		
55 GERMANY W		6512		8682		
67 ITALY		987		987		
86 SWITZRLND		316		1589		
559 JAPAN		8498		22080		
990 U STATES		233264		456487		
		301765		564176		
CRANES ETC NOT MADE IN CANADA	NO				5552	
1 U KINGDOM			1	837		
55 GERMANY W			2	1172		
85 SWEDEN	7	5445	13	10046		
990 U STATES	57	285051	116	375941		
	64	290496	132	387996		
CRANES ETC KIND MADE IN CANADA	NO				5553	
1 U KINGDOM	98	11875	174	14696		
55 GERMANY W	80	18667	141	149837		
76 NORWAY	5	2492	29	13970		
559 JAPAN	200	4357	200	4357		
990 U STATES	105	167592	224	221747		
	488	204983	768	404607		
CRANES HOISTS ETC NOP PARTS OF					5554	
1 U KINGDOM		22253		46143		
55 GERMANY W		3728		17147		
76 NORWAY				170		
85 SWEDEN		967		5074		
990 U STATES		193833		384553		
		220781		453087		
OZONE GENERATORS AND PARTS					5555	
55 GERMANY W		942		942		
86 SWITZRLND		1054		1542		
990 U STATES		1145		1145		
		3141		3629		
PAPER MILL MACHINES AND PARTS					5556	
1 U KINGDOM		139531		675469		
43 AUSTRIA		2290		7791		
54 FRANCE		2965		2965		
55 GERMANY W		7976		12859		
559 JAPAN		1362		1362		
990 U STATES		367510		697973		
		521634		1398419		
PULP MILL MACHINES AND PARTS					5557	
1 U KINGDOM				907		
67 ITALY		4024		4024		
85 SWEDEN		294772		318243		
990 U STATES		152314		346639		
		451110		669813		
POWER PUMPS N O P AND PARTS	NO				5558	
1 U KINGDOM	262	150773	457	321546		
49 DENMARK			2	672		
54 FRANCE	1000	1921	1000	1921		
55 GERMANY W	2	1374	3	2411		
73 NETHRLNDS	3	3242	5	4721		
76 NORWAY			2	20028		
85 SWEDEN	23	21986	60	38386		
86 SWITZRLNO		154	2	375		
427 UN SO AFR		699		699		
559 JAPAN				228		
990 U STATES	5236	714066	9937	1495812		
	6526	894215	11468	1886799		
RIFLE MAKING MACHINERY						5559
990 U STATES		53		209		
		53		209		
ROAD MAKING MACHINERY AND PARTS					5560	
1 U KINGDOM		3906		41551		
55 GERMANY W				131		
990 U STATES		143269		412697		
		147175		454379		
TRENCH AND DITCH MACH AND PARTS					5561	
990 U STATES		2012		5691		
		2012		5691		
ROLLERS STREET ROAD AND PARTS	NO				5562	
1 U KINGDOM	3	6275	6	12122		
990 U STATES	13	68630	16	102466		
	16	74905	22	114588		
ROLLS CAST FOR ROLLING STEEL					5563	
1 U KINGDOM		97544		146099		
55 GERMANY W				4691		
990 U STATES		73802		349679		
		171346		500469		
SAWMILL MACHINERY AND PARTS					5564	
44 BELG LUX				57		
55 GERMANY W		9216		33712		
85 SWEDEN		1679		2806		

IMPORTS BY COMMODITIES AND COUNTRIES

Commodity and Country	FEBRUARY 1961		JANUARY TO FEBRUARY 1961		Class Number
	Quantity	Value (\$)	Quantity	Value (\$)	
990 U STATES		118264		193277	
SCRAPERS RAILWAY OR ROAD		129159		229852	5565
990 U STATES		120476		228112	
SHOE MACHINERY AND PARTS		120476		228112	5566
1 U KINGDOM		5255		20315	
49 DENMARK		2389		3296	
54 FRANCE		2380		3433	
55 GERMANY W		3655		6478	
67 ITALY		60736		63634	
246 CZECHO S				664	
990 U STATES		152850		291437	
		227265		389257	
ROLLS CAST FOR ROLLING PAPER					5567
990 U STATES		5592		15808	
		5592		15808	
STREET CLEANING MACH AND PARTS					5569
990 U STATES		53562		157182	
		53562		157182	
BEET SUGAR MACHINERY AND PARTS					5570
990 U STATES		2930		3485	
		2930		3485	
VENEER DRYING MACHINES AND PTS					5571
990 U STATES		88768		89883	
		88768		89883	
WATER METERS N O P AND PARTS					5572
1 U KINGDOM	N O		3	929	
990 U STATES		3844	20	7751	
	6	3844	23	8680	
WATER TURBINES AND PARTS					5573
1 U KINGDOM		62		62	
54 FRANCE		1116		1116	
85 SWEDEN				60	
990 U STATES		6519		16953	
		7697		18191	
WIRE STITCHER STAPLERS AND PTS					5574
1 U KINGDOM		5680		10215	
55 GERMANY W		2148		2936	
67 ITALY		247		247	
85 SWEDEN		6376		7682	
553 CHINA COM				812	
559 JAPAN		1440		2518	
990 U STATES		74220		158527	
		90111		182937	
YARN CORD FABRIC MACH AND PTS					5575
1 U KINGDOM		337987		652678	
43 AUSTRIA		339		339	
44 BELG LUX		78		394	
54 FRANCE		125		921	
55 GERMANY W		59140		91935	
67 ITALY		55016		105951	
73 NETHRLNDS		315		570	
86 SWITZRLND		7347		61221	
246 CZECHO S				171	
559 JAPAN		437		437	
990 U STATES		1814436		3112736	
		2275220		4027353	
ALL MACHINERY N O P AND PARTS					5576
1 U KINGDOM		641300		1200863	
43 AUSTRIA		11098		19986	
44 BELG LUX		12006		15159	
49 DENMARK		13905		31842	
54 FRANCE		29687		307521	
55 GERMANY W		156645		290825	
67 ITALY		163228		181781	
73 NETHRLNDS		82793		123333	
76 NORWAY		186		186	
78 PORTUGAL		8024		8024	
85 SWEDEN		62055		169159	
86 SWITZRLND		42354		223855	
246 CZECHO S		347		708	
516 HONG KONG				679	
559 JAPAN		647		8479	
874 MEXICO				803	
886 P RICO				44312	
990 U STATES		9444424		18470711	
		10668699		21098226	
CIGARETTE CIGAR MACH AND PARTS					5577
1 U KINGDOM		167500		362811	
55 GERMANY W		13886		15280	
73 NETHRLNDS				277	
85 SWEDEN		11207		11207	
990 U STATES		24656		52081	
		217249		441656	
VENEER OR PLYWOOD MACH AND PTS					5578
1 U KINGDOM				193	
55 GERMANY W				354	
990 U STATES		39779		47146	
		39779		47693	
FORGED STEEL ROLLS					5580
1 U KINGDOM		32924		60674	
990 U STATES		74460		102249	
		107384		162923	
FIXED METERS GAUGES FOR LIQUID					5581
1 U KINGDOM		3536		5259	

IMPORTS BY COMMODITIES AND COUNTRIES

Commodity and Country	FEBRUARY 1961		JANUARY TO FEBRUARY 1961		Class Number
	Quantity	Value (\$)	Quantity	Value (\$)	
55 GERMANY W				624	
990 U STATES		55631		137855	
AIR CONDITIONING APPARATUS NOP		59167		143738	
1 U KINGDOM		32451		66296	5582
54 FRANCE		208		208	
55 GERMANY W				1301	
67 ITALY		1332		1332	
73 NETHRLNDS		285		285	
85 SWEDEN				7313	
86 SWITZRLND		183		238	
990 U STATES		778731		1428843	
DIES IN THE ROUGH		813190		1505816	
1 U KINGDOM				169	5583
990 U STATES		4019		6330	
BOTTLING MACHINES AND PARTS		4019		6499	
1 U KINGDOM				8921	5584
55 GERMANY W		73		551	
990 U STATES		200293		571320	
BULLDOZERS EARTHMOVERS AND PTS		200866		580792	
NO					5585
1 U KINGDOM		34650		67142	
85 SWEDEN		71		1352	
559 JAPAN		104		104	
990 U STATES	6	711767	18	1610748	
CONVEYING EQUIPMENT AND PARTS	6	746592	18	1679346	
1 U KINGDOM		143777		178226	5586
43 AUSTRIA		99		18985	
49 DENMARK		1134		1134	
54 FRANCE				10288	
55 GERMANY W		184054		185733	
67 ITALY		1284		1284	
76 NORWAY		6141		19392	
85 SWEDEN		18134		19966	
86 SWITZRLND		443		1577	
990 U STATES		348449		623856	
POWER JACKS AND PARTS		703515		1060441	
NO					5587
1 U KINGDOM	65	7858	160	21673	
85 SWEDEN	256	1906	590	4725	
990 U STATES	2348	92430	4163	197837	
STONE CRUSHING MACH AND PARTS		2669		224235	
1 U KINGDOM				1249	5588
55 GERMANY W				651	
86 SWITZRLND		1490		1490	
990 U STATES		350603		438577	
WOODWORKING MACH AND PARTS NOP		352093		441967	
1 U KINGDOM		28649		86321	5589
43 AUSTRIA				1836	
44 BELG LUX		80		35526	
54 FRANCE		63		63	
55 GERMANY W		3663		16371	
67 ITALY		367		1321	
73 NETHRLNDS				1196	
85 SWEDEN		58		138	
246 CZECHO S		183		183	
990 U STATES		382224		919966	
AIR CONDITIONERS ROOM SIZE		415287		1062921	
NO					5590
990 U STATES	749	298483	1081	371159	
FRONT END LOADERS SHOVELS PTS		749		371159	
NO					5591
1 U KINGDOM	2	21332	3	42944	
85 SWEDEN		3329		3329	
990 U STATES	41	894897	86	2023776	
PASS ELEVATOR ESCALATR AND PTS		43		2070049	
NO					5598
1 U KINGDOM		19620		22463	
990 U STATES	1	91294	4	185744	
FREIGHT SIDEWALK ELEVTR AND PTS		110914		208207	
NO					5599
1 U KINGDOM		379		379	
990 U STATES	1	63542	8	109910	
BATHS BATHTUBS IRON OR STEEL		63921		110289	
55 GERMANY W		786		786	5600
824 JAMAICA				648	
990 U STATES		21349		48606	
BASINS CLOSETS SINKS		22135		50040	
1 U KINGDOM		5543		8564	5601
55 GERMANY W		753		753	
990 U STATES		68732		129219	
CONTAINERS TINPLATE FOR FOOD		75028		138536	
NO					5602
990 U STATES		201567		392483	
CONTAINERS TINPLATE N O P		201567		392483	
1 U KINGDOM		348		638	5603
54 FRANCE		234		234	
55 GERMANY W		81		469	

IMPORTS BY COMMODITIES AND COUNTRIES

Commodity and Country	FEBRUARY 1961		JANUARY TO FEBRUARY 1961		Class Number
	Quantity	Value (\$)	Quantity	Value (\$)	
HOLLOW WARE ENAMELLED IRON					
990 U STATES		265728		582325	
1 U KINGDOM		266391		583666	5604
44 BELG LUX				1886	
49 DENMARK		2095		2647	
53 FINLAND		148		148	
54 FRANCE				209	
55 GERMANY W		4554		6301	
73 NETHRLNDS		272		403	
990 U STATES		18125		142	
HOLLOW WARE IRON N O P		25194		53991	5605
1 U KINGDOM		7093		11574	
49 DENMARK		1361		2221	
54 FRANCE		627		627	
55 GERMANY W		1534		3502	
67 ITALY		260		260	
85 SWEDEN		507		2543	
559 JAPAN		6380		14384	
990 U STATES		220068		405204	
KITCHEN DAIRY HOLLOW WARE TIN		237830		440315	5606
1 U KINGDOM		72		3423	
55 GERMANY W				631	
990 U STATES		2926		4637	
MFRS OF TIN AND TINPLATE N O P		2998		8691	5607
1 U KINGDOM		3939		12929	
55 GERMANY W		2654		3558	
73 NETHRLNDS				222	
516 HONG KONG				242	
559 JAPAN		335		693	
874 MEXICO				95	
990 U STATES		236411		425277	
ANVILS AND VISES		243339		443016	5621
1 U KINGDOM		8775		16861	
55 GERMANY W				553	
559 JAPAN		177		2916	
990 U STATES		12690		21181	
AUGERS BITS AND DRILLS		21642		41511	5622
1 U KINGDOM		66623		143065	
43 AUSTRIA		7336		8447	
49 DENMARK		82		1329	
54 FRANCE		516		3232	
55 GERMANY W		13764		28122	
67 ITALY		677		677	
73 NETHRLNDS		208		537	
85 SWEDEN		2695		4874	
559 JAPAN		4704		8459	
614 AUSTRALIA		12998		27915	
990 U STATES		59788		117666	
AXES		169391		344323	5623
1 U KINGDOM	DOZ	87	1538	1340	14467
55 GERMANY W		50	741	85	1240
85 SWEDEN		496	6139	1034	12881
990 U STATES		179	2825	185	3027
FILES N O P AND RASPS		812	11243	2644	31615
1 U KINGDOM	DOZ	2568	6837	12700	37810
55 GERMANY W		460	2066	703	3177
78 PORTUGAL				544	977
85 SWEDEN		1138	3682	1138	3682
559 JAPAN		715	1595	805	1873
990 U STATES		1904	17335	3629	24626
HACK SAW BLADES		6785	31515	19519	72145
1 U KINGDOM			14162		22784
43 AUSTRIA			1474		1474
55 GERMANY W			57		227
67 ITALY			284		284
85 SWEDEN			1422		2814
86 SWITZRLNO					358
355 ISRAEL					123
990 U STATES			12313		18217
SAWS N O P			29712		46281
1 U KINGDOM			9349		16783
43 AUSTRIA			1120		1120
49 DENMARK			76		215
55 GERMANY W			1264		5236
76 NORWAY			2375		2712
85 SWEDEN			2790		20691
86 SWITZRLND					372
559 JAPAN			5193		12329
990 U STATES			15939		32037
WRENCHES			38106		91495
1 U KINGDOM			2236		15671
54 FRANCE					67
55 GERMANY W			22886		50111
67 ITALY					1757
82 SPAIN					7022

IMPORTS BY COMMODITIES AND COUNTRIES

Commodity and Country	FEBRUARY 1961		JANUARY TO FEBRUARY 1961		Class Number
	Quantity	Value (\$)	Quantity	Value (\$)	
85 SWEDEN		304		304	
559 JAPAN		13538		34055	
990 U STATES		229910		386964	
		268874		495951	
ADZES CLEAVERS HATCHETS PLANES					5628
1 U KINGDOM		19409		34778	
54 FRANCE				840	
55 GERMANY W		11510		24905	
67 ITALY				419	
73 NETHRLNDS				277	
85 SWEDEN		721		4048	
86 SWITZRLND				184	
516 HONG KONG		359		359	
559 JAPAN		17784		39261	
990 U STATES		86790		142700	
		136573		247771	
ENGINEERS PRECISION TOOLS					5629
1 U KINGDOM		24578		74387	
44 BELG LUX				18409	
49 DENMARK		804		2525	
54 FRANCE		1353		1353	
55 GERMANY W		29606		56554	
73 NETHRLNDS		206		285	
76 NORWAY				3892	
85 SWEDEN		4589		6328	
86 SWITZRLND		8046		17472	
277 POLAND				67	
559 JAPAN		9324		21485	
990 U STATES		276656		582523	
		355162		785280	
TOOLS N O P					5630
1 U KINGDOM		70805		144123	
43 AUSTRIA		462		3401	
44 BELG LUX				108	
49 DENMARK				2080	
54 FRANCE		349		2425	
55 GERMANY W		32356		70132	
67 ITALY		1352		2489	
73 NETHRLNDS		430		1290	
82 SPAIN				882	
85 SWEDEN		1651		3276	
86 SWITZRLND		106		470	
246 CZECHO S		847		987	
559 JAPAN		32265		64135	
614 AUSTRALIA				21537	
990 U STATES		451144		903907	
		591767		1221242	
FILES MANICURE					5631
1 U KINGDOM		501		1370	
55 GERMANY W		518		706	
990 U STATES		2698		5359	
		3717		7435	
TOOLS FOR USE IN MACHINES					5632
1 U KINGDOM		75068		145124	
43 AUSTRIA		1646		3183	
44 BELG LUX				1114	
49 DENMARK				411	
54 FRANCE				290	
55 GERMANY W		11207		26252	
67 ITALY		4424		4594	
73 NETHRLNDS		398		628	
85 SWEDEN		14588		25364	
86 SWITZRLND		4873		8883	
246 CZECHO S				354	
559 JAPAN		101		399	
614 AUSTRALIA		634		1884	
990 U STATES		988525		2017279	
		1101464		2235759	
AUTOMOBILES FREIGHT NEW	NO				5641
1 U KINGDOM	300	336136	767	849700	
54 FRANCE			17	18042	
55 GERMANY W	162	177008	335	402576	
990 U STATES	314	1034609	716	2185454	
	776	1547753	1835	3455772	
AUTOS PASS NEW UNDER 1200 DOL	NO				5642
1 U KINGDOM	831	843674	1449	1443041	
54 FRANCE	267	272851	398	411246	
55 GERMANY W	1933	1706921	4613	3994485	
67 ITALY	1	673	1	673	
85 SWEDEN			1	1095	
	3032	2824119	6462	5850540	
AUTOS PASS NEW 1200 TO 2100 DOL	NO				5643
1 U KINGDOM	1720	2397065	2019	2860246	
54 FRANCE	14	19844	129	185294	
55 GERMANY W	251	368489	536	808269	
67 ITALY	2	2785	2	2785	
85 SWEDEN	24	31112	31	40107	
990 U STATES	541	919278	1414	2450491	
	2552	3738573	4131	6347192	
AUTOS PASS NEW N O P	NO				5644
1 U KINGDOM	61	205664	69	254094	
55 GERMANY W	70	186459	249	613886	
67 ITALY			1	2193	
990 U STATES	747	2671995	1633	5830138	
	878	3064118	1952	6700311	

IMPORTS BY COMMODITIES AND COUNTRIES

Commodity and Country	FEBRUARY 1961		JANUARY TO FEBRUARY 1961		Class Number
	Quantity	Value (\$)	Quantity	Value (\$)	
MOTOR OMNIBUSES NEW					5645
1 U KINGDOM	5	7432	8	12016	
990 U STATES	5	35489	13	102242	
	10	42921	21	114258	
PARTS OF MOTOR BUS BODIES 4381					5646
1 U KINGDOM		239		427	
55 GERMANY W		542		3500	
73 NETHRLNDS				223	
990 U STATES		589481		1478307	
		590252		1482457	
AXLES BRAKES CLUTCHES TRUCK					5648
1 U KINGDOM		8415		23421	
54 FRANCE		1099		1099	
55 GERMANY W		1141		10272	
990 U STATES		2128636		4617966	
		2139491		4652758	
AUTOMATIC TRANSMISSION AND PTS					5649
55 GERMANY W		504		2715	
990 U STATES		2333397		6077371	
		2333901		6080086	
AUTOMOBILE PARTS N O P					5650
1 U KINGDOM		549868		1355968	
43 AUSTRIA		1163		1163	
44 BELG LUX				2396	
49 DENMARK		5790		5790	
54 FRANCE		42387		127626	
55 GERMANY W		114784		397999	
67 ITALY		2173		4905	
73 NETHRLNDS		14497		24843	
85 SWEDEN		1519		6940	
246 CZECHO S		7341		9067	
427 UN SO AFR		518		14968	
559 JAPAN		5926		11413	
614 AUSTRALIA		1936		1936	
848 CUBA				570	
886 P RICO				3771	
990 U STATES		17167455		39654620	
		17915357		41623975	
BICYCLES N O P					5651
1 U KINGDOM	11522	216860	14914	285472	
54 FRANCE	8	409	16	926	
55 GERMANY W	658	7014	759	8068	
67 ITALY			11	188	
73 NETHRLNDS			771	11565	
246 CZECHO S	749	7617	749	7617	
277 POLAND	200	1620	306	2316	
559 JAPAN	266	3725	266	3725	
990 U STATES	13	317	33	811	
	13416	237562	17825	320688	
BICYCLE AND TRICYCLE PARTS					5652
1 U KINGDOM		9956		35403	
55 GERMANY W		2972		9595	
73 NETHRLNDS				851	
85 SWEDEN				490	
246 CZECHO S		970		970	
559 JAPAN		736		1354	
990 U STATES		3001		6700	
		17635		55363	
CARS RAILWAY BOX AND FLAT					5653
CARS RAILWAY PASSENGER					5654
CARS RAILWAY TANK					5655
CARS RAILWAY N O P					5656
1 U KINGDOM	4	1035	4	1035	
990 U STATES	25	49169	26	53323	
	29	50204	30	54358	
CARS RAILWAY PARTS OF					5657
1 U KINGDOM				4398	
55 GERMANY W				110	
990 U STATES		120036		289764	
		120036		294272	
MOTOR RAIL CARS AND PARTS					5658
1 U KINGDOM		529		783	
990 U STATES	1	47841	1	90340	
	1	48370	1	91123	
MOTOR CYCLES SIDE CARS AND PTS					5660
1 U KINGDOM	76	43184	102	57876	
43 AUSTRIA	24	4175	25	4663	
55 GERMANY W	50	10317	56	12960	
67 ITALY	10	3867	18	4821	
73 NETHRLNDS		118		118	
246 CZECHO S	21	3019	27	3993	
559 JAPAN	6	1237	6	2291	
990 U STATES	11	16251	24	34124	
	198	82168	258	120916	
MOTOR VEHICLES N O P					5661
1 U KINGDOM	7	28629	18	61222	
54 FRANCE	3	2722	8	8275	
55 GERMANY W	6	4571	15	10223	
59 GREECE			1	992	
73 NETHRLNDS			1	765	
85 SWEDEN	1	11809	2	23549	
990 U STATES	114	171543	250	438835	
	131	219274	303	543861	

IMPORTS BY COMMODITIES AND COUNTRIES

Commodity and Country	FEBRUARY 1961		JANUARY TO FEBRUARY 1961		Class Number
	Quantity	Value (\$)	Quantity	Value (\$)	
TRICYCLES N O P	NO				5664
1 U KINGDOM			108	1675	
559 JAPAN	672	2310	988	3432	
990 U STATES	732	4495	952	5416	
	1404	6805	2048	10523	
FACTORY WAREHOUSE TRUCKS MOTOR	NO				5672
1 U KINGDOM	5	8769	10	18094	
85 SWEDEN			14	2288	
990 U STATES	22	71701	41	180293	
	27	80470	65	200675	
FORK LIFT TRUCKS AND PARTS	NO				5674
1 U KINGDOM	21	87815	43	160637	
85 SWEDEN		56		144	
246 CZECHO S			2	4034	
990 U STATES	75	593858	197	1418451	
	96	681729	242	1583266	
ROLLER BEARINGS AND PARTS N O P					5680
1 U KINGDOM		60474		101442	
43 AUSTRIA		4232		5439	
54 FRANCE		1799		4327	
55 GERMANY W		41302		58740	
67 ITALY		965		3779	
85 SWEDEN		45315		94311	
86 SWITZRLND				262	
559 JAPAN		324		324	
990 U STATES		759515		1750680	
		913926		2019304	
ANCHORS FOR VESSELS	CWT				5681
1 U KINGDOM	16	1620	140	3707	
73 NETHRLNDS			1	71	
990 U STATES	102	5980	134	8890	
	118	7600	275	12668	
BALL AND ROLR BRNGS FOR AUTOS					5682
1 U KINGDOM		13998		17744	
54 FRANCE		227		324	
55 GERMANY W		59		20837	
85 SWEDEN				839	
246 CZECHO S		428		428	
559 JAPAN				2168	
990 U STATES		130198		305302	
		144910		347642	
BALLS ROLLERS FOR BEARINGS					5683
1 U KINGDOM		1931		1931	
43 AUSTRIA		482		482	
55 GERMANY W		9241		19681	
85 SWEDEN		14969		41676	
990 U STATES		44031		66370	
		70654		130140	
BALL BEARINGS AND PARTS N O P					5685
1 U KINGDOM		63927		169583	
43 AUSTRIA		12811		28210	
54 FRANCE		415		3918	
55 GERMANY W		39105		144455	
67 ITALY		868		8355	
73 NETHRLNDS		278		479	
85 SWEDEN		99872		149166	
86 SWITZRLND		386		791	
559 JAPAN		1220		1502	
990 U STATES		530990		967289	
		749872		1473748	
BOTTLES STEEL FOR GAS					5686
1 U KINGDOM		113		113	
815 BERMUDA		340		1370	
824 JAMAICA				56	
990 U STATES		75102		141365	
		75555		142904	
BAYONETS SWORDS FOILS MASKS					5687
1 U KINGDOM		452		1780	
54 FRANCE		113		113	
55 GERMANY W		304		999	
614 AUSTRALIA		646		646	
990 U STATES		220		360	
		1735		3898	
GALVANIZED RANGE BOILERS	NO				5689
1 U KINGDOM			250	2538	
990 U STATES	83	820	83	820	
	83	820	333	3358	
DRUMS CYLINDERS BARRELS TANKS					5690
1 U KINGDOM				1100	
54 FRANCE		1148		1981	
990 U STATES		133258		304941	
		134406		308022	
FRAMES FOR PURSES RETICULES					5691
1 U KINGDOM		35004		67424	
43 AUSTRIA		65		1230	
44 BELG LUX		6361		12002	
54 FRANCE				178	
55 GERMANY W		35593		53351	
67 ITALY		65		1210	
82 SPAIN		3049		6048	
990 U STATES		34679		71257	
		114816		212700	
FURNITURE OF METAL					5692
1 U KINGDOM		23379		47921	
49 DENMARK		2536		7572	
54 FRANCE		3239		3930	

IMPORTS BY COMMODITIES AND COUNTRIES

Commodity and Country	FEBRUARY 1961		JANUARY TO FEBRUARY 1961		Class Number
	Quantity	Value (\$)	Quantity	Value (\$)	
55 GERMANY W		610		5501	
67 ITALY		690		1421	
73 NETHRLNDS				391	
76 NORWAY				1346	
78 PORTUGAL		1471		1471	
85 SWEDEN		3067		3355	
86 SWITZRLND				227	
288 YUGO SLAV				492	
516 HONG KONG		566		566	
519 INDIA		371		638	
559 JAPAN		467		1796	
990 U STATES		654968		1312357	
		691364		1388984	
MATERIALS FOR BUOYS					
85 SWEDEN		240		3763	5693
990 U STATES		226		3646	
		466		7409	
GOLF SHAFTS OF SEAMLESS STEEL	NO				
1 U KINGDOM	51580	38704	125420	91863	5694
	51580	38704	125420	91863	
MATERIALS FOR RIFLES					
990 U STATES		292		292	5695
		292		292	
METAL PARTS FOR SHOTGUNS					
GUN BARRELS RDUGH BORED					
990 U STATES				88	5697
				88	
GUNS RIFLES AIR GUNS FIREARMS					
1 U KINGDOM		16546		21626	5698
44 BELG LUX				60	
55 GERMANY W		970		3254	
67 ITALY				61	
82 SPAIN		113		324	
246 CZECHO S		1049		1553	
262 HUNGARY				298	
990 U STATES		82059		114775	
		100737		141951	
GUNS NOT MADE IN CANADA					
1 U KINGDOM		6778		13664	5699
43 AUSTRIA		230		2490	
44 BELG LUX		21454		21937	
54 FRANCE		132		132	
55 GERMANY W		1018		3635	
67 ITALY		1326		2163	
82 SPAIN		862		1728	
85 SWEDEN		479		847	
246 CZECHO S		1447		7445	
559 JAPAN		2241		3416	
614 AUSTRALIA		11624		12579	
990 U STATES		89735		143835	
		137326		213871	
KNIFE FORK SCISSORS BLANKS					
49 DENMARK				77	5700
990 U STATES		7961		33039	
		7961		33116	
METAL PARTS LOOSELEAF BINDERS					
1 U KINGDOM		10951		21666	5701
990 U STATES		46425		81220	
		57376		102886	
STILL FILM PROJECTORS SLIDES					
1 U KINGDOM		528		528	5702
49 DENMARK		50		50	
54 FRANCE		278		278	
55 GERMANY W		753		1644	
559 JAPAN		691		1605	
614 AUSTRALIA				52	
990 U STATES		167790		301717	
		170090		305874	
PRESSED STEEL BELT PULLEYS					
1 U KINGDOM		961		3289	5703
990 U STATES		14766		32547	
		15727		35836	
SAFES AND DOORS FOR VAULTS					
1 U KINGDOM		55791		62773	5706
55 GERMANY W		59		59	
76 NORWAY				553	
990 U STATES		271818		427201	
		327668		490586	
STEEL WOOL					
1 U KINGDOM		780		1549	5708
55 GERMANY W				598	
990 U STATES		3022		6549	
		3802		8696	
LATH OF IRON OR STEEL	CWT				
1 U KINGDOM			316	2908	5709
990 U STATES	530	8050	1511	23173	
	530	8050	1827	26081	
VALVES IRON OR STEEL N O P					
1 U KINGDOM		66700		165765	5713
43 AUSTRIA		54		54	
49 DENMARK		77		223	
55 GERMANY W		475		2609	
73 NETHRLNDS		16779		46331	
85 SWEDEN		608		1309	
990 U STATES		721172		1533713	
		805865		1750004	

IMPORTS BY COMMODITIES AND COUNTRIES

Commodity and Country	FEBRUARY 1961		JANUARY TO FEBRUARY 1961		Class Number
	Quantity	Value (\$)	Quantity	Value (\$)	
MANUFACTURES OF IRON STEEL NOP					5714
1 U KINGDOM		295468		635289	
43 AUSTRIA		2925		4428	
44 BELG LUX		1924		1924	
49 DENMARK		1713		4860	
54 FRANCE		2146		3862	
55 GERMANY W		87341		134566	
67 ITALY		9814		11490	
73 NETHRLNDS		3281		13517	
76 NORWAY		132		7127	
82 SPAIN		288		288	
85 SWEDEN		39158		65193	
86 SWITZRLND		804		3205	
246 CZECHO S		376		436	
427 UN SO AFR		68		68	
516 HONG KONG		3419		13145	
553 CHINA COM				258	
559 JAPAN		25337		44606	
614 AUSTRALIA		426		426	
815 BERMUDA		72		72	
990 U STATES		3991237		7860713	
		4465929		8805473	
COOKING STOVES COAL OR WOOD	NO				5715
COOKING STOVES ELEC OVER 25DOL	NO				5716
1 U KINGDOM			1	155	
76 NORWAY			1	202	
990 U STATES	29	4454	75	18623	
	29	4454	77	18980	
COOKING STOVES GAS OVER 10 DOL	NO				5717
1 U KINGDOM			7	381	
990 U STATES	544	43281	1473	133030	
	544	43281	1480	133411	
COOKING STOVES OIL OVER 10 DOL	NO				5718
990 U STATES	14	264	14	264	
	14	264	14	264	
FURNACES DOMESTIC HOT WATER					5719
990 U STATES		1887		11509	
		1887		11509	
OIL BURNERS	NO				5721
990 U STATES	20	2074	195	13294	
	20	2074	195	13294	
RADIATORS CAST IRON	SQ FT				5722
ELECTRIC COOKING APPARATUS NOP					5723
1 U KINGDOM		6521		16231	
54 FRANCE				826	
55 GERMANY W				50	
64 IRELAND				1092	
67 ITALY				1772	
86 SWITZRLND		53		53	
559 JAPAN				1218	
990 U STATES		252549		527960	
		259123		549202	
HEATING COOKING APPARATUS NOP					5724
1 U KINGDOM		2160		13946	
43 AUSTRIA		337		337	
49 DENMARK				588	
54 FRANCE		4840		5309	
55 GERMANY W		88		88	
67 ITALY		674		771	
73 NETHRLNDS		4173		4173	
85 SWEDEN		226		3453	
559 JAPAN		10598		11249	
990 U STATES		293647		602944	
		316743		642858	
PARTS HEATING AND COOKING APP					5725
1 U KINGDOM		5329		16539	
55 GERMANY W		78		78	
73 NETHRLNDS		2829		2829	
85 SWEDEN		16245		17475	
559 JAPAN		726		3115	
874 MEXICO		553		553	
990 U STATES		892845		1741302	
		918605		1781891	
OVENS COMMERCIAL BAKERY					5726
1 U KINGDOM				330	
990 U STATES		58016		84738	
		58016		85068	
GAS STOVE THERMOSTATS LIGHTERS					5727
990 U STATES		3954		4812	
		3954		4812	
HEATERS OIL 20 DOLLARS OR OVER	NO				5728
990 U STATES	467	23422	940	52635	
	467	23422	940	52635	
METAL STAMPINGS FOR BATHTUBS	CWT				5729
990 U STATES	8856	163386	15619	283029	
	8856	163386	15619	283029	
INDUSTRIAL FURNACES AND PARTS					5730
1 U KINGDOM		922		37136	
55 GERMANY W		6796		6796	
67 ITALY		580		580	
85 SWEDEN		196		196	
990 U STATES		167287		374328	
		175781		419036	

IMPORTS BY COMMODITIES AND COUNTRIES

Commodity and Country	FEBRUARY 1961		JANUARY TO FEBRUARY 1961		Class Number
	Quantity	Value (\$)	Quantity	Value (\$)	
RANGE OIL BURNERS	NO				5731
990 U STATES	35	1463	131	5030	
		55	1463	131	5030
WATER HEATER PARTS					5733
1 U KINGDOM		152		221	
990 U STATES		43547		100090	
		43699		100311	
WATER HEATERS GAS	NO				5734
1 U KINGDOM	60	3191	108	5479	
990 U STATES	582	60439	792	97341	
		642	900	102820	
WATER HEATERS ELECTRIC	NO				5735
55 GERMANY W	1003	2934	1203	3445	
990 U STATES	358	28152	859	62998	
		1361	2062	66443	
WATER HEATERS N O P	NO				5736
1 U KINGDOM			8	494	
990 U STATES	316	19094	386	24723	
		316	394	25217	
HOUSEHOLD SCALES AND PTS	NO				5737
55 GERMANY W	230	644	538	1558	
990 U STATES	10871	34501	18147	57023	
		11101	18685	58581	
SCALES BALANCES PARTS N O P					5738
1 U KINGDOM		15017		29711	
44 BELG LUX		212		212	
55 GERMANY W		1869		9886	
73 NETHRLNDS		139		209	
85 SWEDEN		1484		1484	
86 SWITZRLND		15248		15923	
990 U STATES		309694		502257	
		343663		559682	
GAS FURNACES DOMESTIC WARM AIR	NO				5739
990 U STATES	198	18576	512	55635	
		198	512	55635	
FURNACES DOMESTIC WARM AIR N O P	NO				5740
990 U STATES	185	27338	365	60993	
		185	365	60993	
SPRINGS FOR RAILWAY VEHICLES					5892
990 U STATES		4250		9993	
		4250		9993	
SPRINGS FOR OTHER VEHICLES					5893
990 U STATES		209		567	
		209		567	
SPRINGS FOR FURNITURE					5894
990 U STATES		2315		11553	
		2315		11553	

IMPORTS BY COMMODITIES AND COUNTRIES

Commodity and Country	FEBRUARY 1961		JANUARY TO FEBRUARY 1961		Class Number
	Quantity	Value (\$)	Quantity	Value (\$)	
GROUP 6					
NONFERROUS METALS AND PRODUCTS					
ALUMINA AND BAUXITE N O P	CWT				6001
1 U KINGDOM	228	887	228	887	
716 B GUIANA	203149	187586	309706	309028	
777 SURINAM	185947	168040	428855	466499	
990 U STATES	23366	138966	50800	303976	
	412690	495479	789589	1080390	
BAUXITE ALUMINA FOR REFINING	CWT				6002
465 GUINEA			440041	1241101	
716 B GUIANA			1053	1231	
824 JAMAICA	631523	2003449	1946685	6176883	
990 U STATES			308872	883966	
	631523	2003449	2696651	8303181	
CRYOLITE OR KRYOLITE	CWT				6003
990 U STATES	230	2861	622	6861	
	230	2861	622	6861	
ALUMINUM PIGS INGOTS BLOCKS	CWT				6004
1 U KINGDOM			45	1226	
990 U STATES	270	8824	846	35370	
	270	8824	891	36596	
ALUMINUM SCRAP	CWT				6005
990 U STATES	4310	35482	8963	70047	
	4310	35482	8963	70047	
ALUMINUM ANGLES CHANNELS BEAMS	CWT				6006
1 U KINGDOM	132	6342	279	13782	
990 U STATES	111	5374	522	33827	
	243	11716	801	47609	
ALUMINUM BAR ROD AND WIRE RODS	CWT				6007
1 U KINGDOM			45	1936	
86 SWITZRLND	142	5379	142	5379	
990 U STATES	1056	50673	2006	103279	
	1198	56052	2193	110594	
ALUMINUM LEAF OR FOIL					6009
1 U KINGDOM		29172		40608	
55 GERMANY W		458		458	
990 U STATES		44977		89175	
		74607		130241	
ALUMINUM PIPES AND TUBES	CWT				6010
1 U KINGDOM	322	17916	403	26142	
990 U STATES	96	10223	346	37975	
	418	28139	749	64117	
ALUMINUM PLATES SHEETS STRIPS	CWT				6011
1 U KINGDOM	2052	82873	5219	206169	
43 AUSTRIA	68	2285	357	11745	
44 BELG LUX	198	5692	250	7319	
55 GERMANY W			1	153	
86 SWITZRLND			23	1004	
559 JAPAN			400	15290	
990 U STATES	5396	295638	13425	787827	
	7714	386488	19675	1029507	
ALUMINUM POWDER AND PASTE	LB				6012
1 U KINGDOM	400	262	400	262	
55 GERMANY W			2500	1105	
990 U STATES	6885	4432	11175	6848	
	7285	4694	14075	8215	
ALUMINUM WIRE AND CABLE	CWT				6013
1 U KINGDOM			68	4029	
990 U STATES	49	6082	353	19055	
	49	6082	421	23084	
ALUMINUM HOUSEHOLD HOLLOW WARE					6014
1 U KINGDOM		2773		4500	
55 GERMANY W		59		59	
67 ITALY		3191		15070	
73 NETHRLNDS				59	
86 SWITZRLND		232		232	
559 JAPAN		2456		12756	
990 U STATES		77472		135501	
		86183		168177	
ALUMINUM MANUFACTURES N O P					6015
1 U KINGDOM		25183		51248	
44 BELG LUX		5285		6031	
49 DENMARK		619		903	
54 FRANCE		108		1943	
55 GERMANY W		12861		32381	
67 ITALY		3105		5102	
73 NETHRLNDS		229		460	
76 NORWAY				749	
86 SWITZRLND		229		4906	
516 HONG KONG		476		903	
559 JAPAN		8903		16438	
614 AUSTRALIA		7099		7099	
990 U STATES		963671		1927942	
		1027768		2056105	
BRASS SCRAP	CWT				6022
990 U STATES	45	914	314	4850	
	45	914	314	4850	
BRASS INGOTS BARS RODS	CWT				6023
1 U KINGDOM			1887	52571	
55 GERMANY W			48	1941	
990 U STATES	292	15966	852	52727	
	292	15966	2787	107239	

IMPORTS BY COMMODITIES AND COUNTRIES

Commodity and Country	FEBRUARY 1961		JANUARY TO FEBRUARY 1961		Class Number
	Quantity	Value (\$)	Quantity	Value (\$)	
BRASS IN STRIPS SHEETS PLATES	CWT				6024
1 U KINGDOM	1056	31177	1098	32880	
44 BELG LUX			94	3706	
55 GERMANY W			40	1844	
990 U STATES	257	18631	442	36643	
	1313	49808	1681	75073	
BRASS TUBING	CWT				6025
1 U KINGDOM	142	4347	142	4347	
55 GERMANY W	48	1719	48	1719	
990 U STATES	1077	74060	1440	103866	
	1267	80126	1630	109932	
METAL CAPS FOR ELEC BATTERIES					6026
990 U STATES		3681		16466	
		3681		16466	
BRASS HAND PUMPS N O P					6030
990 U STATES		2652		7430	
		2652		7430	
BRASS VALVES PLATED DR NOT					6031
1 U KINGDOM		23716		52550	
49 DENMARK		5839		12981	
55 GERMANY W		6309		10995	
67 ITALY		17602		29251	
73 NETHRLNDS				343	
85 SWEDEN		5744		17757	
559 JAPAN		1224		15475	
990 U STATES		322473		588141	
		382907		727493	
BRASS METERS AND PARTS					6032
1 U KINGDOM		177		415	
427 UN SO AFR				987	
990 U STATES		19415		49798	
		19592		51200	
BRASS WIRE N O P	LB				6033
1 U KINGDOM	2450	1784	13250	9422	
990 U STATES	16317	8617	37218	20791	
	18767	10401	50468	30213	
BRASS WIRE CLOTH OR WOVEN WIRE					6034
73 NETHRLNDS		399		399	
559 JAPAN		1030		1030	
990 U STATES		16563		25804	
		17992		27233	
BRASS MANUFACTURES N O P					6035
1 U KINGDOM		29237		68258	
43 AUSTRIA		146		311	
44 BELG LUX		369		803	
49 DENMARK		7378		13949	
54 FRANCE		1336		2819	
55 GERMANY W		14612		17601	
67 ITALY		7843		13434	
73 NETHRLNDS				731	
82 SPAIN				806	
85 SWEDEN		1486		2109	
355 ISRAEL				948	
516 HONG KONG		1916		5174	
519 INDIA		2937		5968	
553 CHINA COM				58	
559 JAPAN		8080		16783	
874 MEXICO		752		752	
990 U STATES		770976		1519152	
		847068		1669656	
PLUMBERS BRASS GOODS					6037
1 U KINGDOM		1740		6944	
55 GERMANY W				2129	
67 ITALY		36343		46532	
73 NETHRLNDS				1360	
85 SWEDEN		920		920	
288 YUGO SLAV				630	
355 ISRAEL		702		702	
559 JAPAN		23657		29454	
990 U STATES		305441		547823	
		368803		636494	
COPPER IN BLOCKS PIGS INGOTS	CWT				6042
COPPER SCRAP	CWT				6043
990 U STATES	10832	279998	16273	432015	
	10832	279998	16273	432015	
COPPER BARS FOR ELECTRIC WIRES	CWT				6044
990 U STATES	51	1868	2688	97505	
	51	1868	2688	97505	
COPPER IN BARS OR RODS N O P	CWT				6046
1 U KINGDOM	33	1338	33	1338	
990 U STATES	27	1875	89	6368	
	60	3213	122	7706	
COPPER IN STRIPS SHEETS PLATES	CWT				6047
1 U KINGDOM	65	2370	82	3149	
990 U STATES	34	3244	130	11148	
	99	5614	212	14297	
COPPER TUBING	CWT				6048
1 U KINGDOM	796	33171	1892	78491	
755 CHILE	691	26471	1251	46506	
990 U STATES	123	15661	460	43153	
	1610	75303	3603	168150	
COPPER ROLLERS FOR WALL PAPER					6049
1 U KINGDOM		14071		27460	
990 U STATES		3623		6431	
		17704		33891	

IMPORTS BY COMMODITIES AND COUNTRIES

Commodity and Country	FEBRUARY 1961		JANUARY TO FEBRUARY 1961		Class Number
	Quantity	Value (\$)	Quantity	Value (\$)	
COPPER WIRE N O P	LB				6050
1 U KINGDOM	252	628	252	628	
990 U STATES	5114	4764	6729	7018	
	5366	5392	6981	7646	
COPPER WIRE CLOTH WOVEN WIRE					6051
1 U KINGDOM				850	
990 U STATES		663		3057	
		663		3907	
COPPER MANUFACTURES OF N O P					6052
1 U KINGDOM		10750		13932	
44 BELG LUX				346	
49 DENMARK				404	
54 FRANCE				64	
55 GERMANY W		300		845	
67 ITALY		2930		2986	
73 NETHRLNDS				1265	
85 SWEDEN				561	
86 SWITZRLND				62	
385 UAR EGYPT				1573	
990 U STATES		119297		234292	
		133277		256330	
LEAD IN PIGS AND BLOCKS	LB				6061
990 U STATES	200	62	2219	819	
	200	62	2219	819	
LEAD OLD AND SCRAP	LB				6062
990 U STATES	2100	335	2100	335	
	2100	335	2100	335	
LEAD IN BARS AND SHEETS	LB				6063
1 U KINGDOM			7996	996	
990 U STATES	256	89	568	397	
	256	89	8564	1393	
LEAD CAPSULES FOR BOTTLES					6065
73 NETHRLNDS				3387	
614 AUSTRALIA				104	
				3491	
LEAD MANUFACTURES N O P					6068
1 U KINGDOM		2749		7712	
54 FRANCE		174		174	
55 GERMANY W				212	
73 NETHRLNDS		176		297	
990 U STATES		12377		19494	
		15476		27882	
RODS 90 PC NICKEL FOR WIRE	LB				6070
990 U STATES	7035	8934	22966	29806	
	7035	8934	22966	29806	
NICKEL IN INGOTS BLOCKS SHOT	LB				6071
990 U STATES	30	131	4030	3442	
	30	131	4030	3442	
NICKEL BARS RODS STRIPS SHEETS	LB				6072
1 U KINGDOM	53	264	423	1050	
85 SWEDEN	647	1109	1034	1963	
990 U STATES	262439	325247	600374	733619	
	270139	326620	601831	736632	
NICKEL SILVER IN INGOTS BLOCKS	LB				6073
990 U STATES	13	118	357	593	
	13	118	357	593	
NICKEL CHROMIUM IN BARS RODS	LB				6074
1 U KINGDOM	4110	6079	4110	6079	
990 U STATES			570	1021	
	4110	6079	4680	7100	
NICKEL MANUFACTURES NOT PLATED					6075
1 U KINGDOM		1473		2062	
990 U STATES		6219		14015	
		8392		16077	
NICKEL NICKEL PLATED WARE NOP					6077
1 U KINGDOM		21233		49739	
43 AUSTRIA				791	
54 FRANCE		2651		4267	
55 GERMANY W		9505		16443	
73 NETHRLNDS				6884	
82 SPAIN				608	
86 SWITZRLND		1008		1008	
246 CZECHO S		313		622	
559 JAPAN		1232		1670	
990 U STATES		106331		201411	
		142273		283443	
ELECTRO PLATED WARE GILT WARE					6082
1 U KINGDOM		68849		137739	
43 AUSTRIA		123		438	
44 BELG LUX		2087		3903	
49 DENMARK		104		627	
54 FRANCE		1384		2560	
55 GERMANY W		35237		71081	
67 ITALY		11639		18999	
73 NETHRLNDS		9554		11454	
82 SPAIN		221		568	
85 SWEDEN		255		255	
86 SWITZRLND		849		1175	
355 ISRAEL		91		91	
516 HONG KONG		5748		16495	
559 JAPAN		30336		70399	
614 AUSTRALIA				535	
990 U STATES		880629		1678111	
		1047106		2014430	

IMPORTS BY COMMODITIES AND COUNTRIES

Commodity and Country	FEBRUARY 1961		JANUARY TO FEBRUARY 1961		Class Number	
	Quantity	Value (\$)	Quantity	Value (\$)		
GOLD SILVER SWEEPS GOLD FRINGE					6084	
1 U KINGDOM				62		
54 FRANCE		128		633		
990 U STATES		540		1640		
		668		2335		
GOLD SILVER DUTCH METAL LEAF					6085	
1 U KINGDOM		6593		13013		
55 GERMANY W		80		523		
990 U STATES		8816		16575		
		15489		30111		
GOLD MANUFACTURES N O P					6086	
1 U KINGDOM		182		728		
67 ITALY				54		
86 SWITZRLND		159		159		
990 U STATES		33901		77907		
		34242		78848		
PLATINUM PALLADIUM IRIIDIUM					6087	
1 U KINGDOM		1967847		4618927		
990 U STATES		39036		111953		
		2006883		4730880		
PLATINUM CRUCIBLES					6088	
1 U KINGDOM		4516		9782		
990 U STATES		76903		187702		
		81419		197484		
SILVER UNMANUFACTURED					6091	
TR OZ						
1 U KINGDOM	2840	2623	2840	2623		
813 BAHAMAS	2841	2546	3743	3359		
990 U STATES	1002693	928573	2003113	1837955		
	1008374	933742	2009696	1843937		
TOILET ARTICLES OF STERLING					6093	
1 U KINGDOM		91		470		
990 U STATES		53		750		
		144		1220		
SILVER MANUFACTURES N O P					6094	
1 U KINGDOM		6867		18432		
44 BELG LUX		55		55		
49 DENMARK		568		943		
54 FRANCE		189		243		
55 GERMANY W		979		2496		
67 ITALY		4544		4616		
76 NORWAY		514		514		
516 HONG KONG		129		129		
874 MEXICO				925		
990 U STATES		14701		26465		
		28546		54818		
TIN BLOCKS PIGS OR BARS						6101
44 BELG LUX	CWT		336	32449		
524 MALAYA	336	32918	2576	250426		
747 BOLIVIA	336	33853	994	99280		
990 U STATES	465	47164	2937	293923		
	1137	113935	6843	676078		
TIN FOIL					6102	
1 U KINGDOM	LB		175	145		
990 U STATES	2284	2204	3012	3258		
	2284	2204	3187	3403		
COLLAPSIBLE TUBES OF METAL					6103	
1 U KINGDOM				626		
990 U STATES		41179		87387		
		41179		88013		
ZINC DROSS AND ZINC SCRAP					6110	
990 U STATES	CWT		1111	6857		
			1111	6857		
ZINC PIGS SLABS BLOCKS ANODES					6112	
55 GERMANY W	CWT		35	506		
990 U STATES	36	787	220	3656		
	36	787	255	4162		
ZINC BARS RODS PLATES SHEETS					6113	
1 U KINGDOM	CWT	224	3898	329		
44 BELG LUX	114	1571	187	2993		
54 FRANCE			9	283		
55 GERMANY W	48	2327	60	2916		
990 U STATES	1165	37797	2209	77706		
	1551	45593	2794	89747		
ZINC DUST AND GRANULES					6115	
1 U KINGDOM	CWT		240	4251		
44 BELG LUX			661	8880		
990 U STATES	280	4562	633	9771		
	280	4562	1534	22902		
ZINC MANUFACTURES N O P					6116	
1 U KINGDOM		3157		6077		
55 GERMANY W		2605		5384		
67 ITALY				996		
516 HONG KONG		1525		3509		
559 JAPAN		135		135		
990 U STATES		185184		344676		
		192606		360777		
ZINC SLUGS DISCS AND SHELLS					6117	
1 U KINGDOM		8084		8973		
990 U STATES		24065		36209		
		32149		45182		
ALLOYS OF COPPER					6119	
1 U KINGDOM				3785		
990 U STATES		32061		61274		
		32061		65059		
ALLOYS OF MAGNESIUM					6120	
1 U KINGDOM		251		7137		

IMPORTS BY COMMODITIES AND COUNTRIES

Commodity and Country	FEBRUARY 1961		JANUARY TO FEBRUARY 1961		Class Number
	Quantity	Value (\$)	Quantity	Value (\$)	
990 U STATES		27859		34791	
BABBITT METAL IN BLOCKS BARS		28110		41928	
990 U STATES	CWT				6121
	11	512	30	1678	
BRITANNIA METAL AND MFRS	11	512	30	1678	
1 U KINGDOM		733		1198	6123
990 U STATES		1065		2464	
CHROMIUM TUNGSTEN FOR ALLOYS		1798		3662	
1 U KINGDOM	LB				6124
990 U STATES	328	804	11528	11361	
	4467	16070	7819	29659	
ALLOY SLUGS CAST WITH DIAMONDS	4795	16874	19347	41020	
990 U STATES		2301		2782	6125
		2301		2782	
PHOSPHOR TIN PHOSPHOR BRONZE	LB				6126
1 U KINGDOM	92943	55819	149926	89690	
990 U STATES	6372	5003	9911	8848	
	99315	60822	159837	98538	
WATCHES OVER ONE JEWEL					6127
1 U KINGDOM		124		782	
54 FRANCE		4599		21873	
55 GERMANY W		1136		7412	
86 SWITZRLND		48235		87094	
287 U S S R				196	
990 U STATES		2533		6044	
		56627		123401	
WATCHES ONE OR NO JEWEL					6128
1 U KINGDOM		70		642	
55 GERMANY W		5430		9379	
86 SWITZRLND		15925		33652	
990 U STATES		150		1325	
		21575		44998	
WATCH ACTIONS OVER ONE JEWEL					6129
54 FRANCE		12533		22948	
55 GERMANY W		8768		10860	
86 SWITZRLND		179035		347246	
559 JAPAN				8155	
990 U STATES		372		1076	
		200708		390285	
WATCH ACTIONS ONE OR NO JEWEL					6130
1 U KINGDOM		31030		80976	
55 GERMANY W		969		969	
86 SWITZRLND		4831		11047	
		36830		92992	
CLOCKS N O P	ND				6131
1 U KINGDOM	4	316	242	2848	
54 FRANCE	36	127	38	203	
55 GERMANY W	4621	13300	7211	27730	
73 NETHRLNDS			12	55	
85 SWEDEN	30	715	30	715	
86 SWITZRLND	41	1120	74	1596	
559 JAPAN	6000	5891	6000	5891	
990 U STATES	8256	48494	15849	89555	
	18988	69963	29456	128593	
CLOCK MOVEMENTS AND CASES					6132
1 U KINGDOM		4786		5129	
54 FRANCE		9312		22859	
55 GERMANY W		2744		13389	
990 U STATES		4794		14154	
		21636		55531	
PARTS OF CLOCK MOVEMENTS					6133
1 U KINGDOM		6963		15260	
54 FRANCE		2449		4066	
55 GERMANY W		8259		21658	
73 NETHRLNDS		5762		8792	
76 NORWAY				970	
86 SWITZRLND		351		622	
990 U STATES		13382		30285	
		37166		81653	
TIME RECORDERS					6134
1 U KINGDOM		450		635	
55 GERMANY W		3413		8469	
86 SWITZRLND		2878		3685	
813 BAHAMAS		899		899	
990 U STATES		11587		22144	
		19227		35832	
ALARM CLOCKS	NO				6135
1 U KINGDOM			2112	2824	
55 GERMANY W	28720	41308	60171	84328	
86 SWITZRLND	500	511	733	1162	
246 CZECHO S			6000	3441	
559 JAPAN	1080	1367	5880	6360	
990 U STATES	1487	5992	2015	8155	
	31787	49178	76911	106270	
WATCH CASES AND PARTS					6136
1 U KINGDOM		13016		25098	
54 FRANCE		1537		2255	
55 GERMANY W		8178		15732	
86 SWITZRLND		14934		35901	
516 HONG KONG		2126		3953	
559 JAPAN		496		1496	
990 U STATES		35105		79002	
		75392		163437	

IMPORTS BY COMMODITIES AND COUNTRIES

Commodity and Country	FEBRUARY 1961		JANUARY TO FEBRUARY 1961		Class Number
	Quantity	Value (\$)	Quantity	Value (\$)	
PARTS OF WATCH MOVEMENTS					6138
1 U KINGDOM		25619		41199	
54 FRANCE		1917		5933	
55 GERMANY W		513		2530	
86 SWITZRLND		11354		36179	
990 U STATES		8223		15158	
		47696		100999	
BATTERIES FLASHLIGHT AND PARTS					6139
516 HONG KONG		3014		8234	
559 JAPAN		5397		6423	
990 U STATES		7852		3348	
		16263		48005	
BATTERIES HEARING AID AND PTS					6140
990 U STATES		43082		62204	
		43082		62204	
BATTERIES ELECTRIC PRIMARY N O P					6141
1 U KINGDOM		1829		1890	
54 FRANCE				73	
55 GERMANY W				2145	
516 HONG KONG				1342	
559 JAPAN		7385		15328	
990 U STATES		83507		158386	
		92721		179164	
BATTERIES STORAGE N O P PARTS					6142
1 U KINGDOM		51617		114730	
54 FRANCE		11750		13577	
55 GERMANY W		2224		2307	
990 U STATES		89748		221158	
		155339		351772	
APPARATUS ELECTRIC HEATING N O P					6143
1 U KINGDOM		8136		19269	
55 GERMANY W		7780		11741	
73 NETHRLNDS				578	
559 JAPAN		301		301	
990 U STATES		157875		317678	
		174092		349567	
DYNAMOS GENERATORS AND PTS N O P					6144
1 U KINGDOM		74892		269071	
44 BELG LUX		595		595	
54 FRANCE		339		1926	
55 GERMANY W		11703		12353	
73 NETHRLNDS		66256		70585	
85 SWEDEN		629		629	
559 JAPAN		1761		4067	
990 U STATES		327200		714476	
		483375		1073702	
FUSES FUSE PLUGS CUTOUTS PARTS					6145
1 U KINGDOM		10638		36167	
54 FRANCE				92	
55 GERMANY W		255		968	
990 U STATES		45004		128089	
		55897		165316	
MOTORS ELECTRIC PARTS OF N O P					6147
1 U KINGDOM		8591		35993	
55 GERMANY W		2549		5900	
73 NETHRLNDS		38240		38240	
86 SWITZRLND				71	
990 U STATES		261961		551849	
		311341		632053	
TELEVISION PICTURE TUBES	NO				6148
990 U STATES	504	10736	645	13960	
	504	10736	645	13960	
SEMI CONDUCTORS N O P AND PARTS					6149
1 U KINGDOM		3007		3715	
55 GERMANY W		1579		3993	
73 NETHRLNDS		4152		11609	
990 U STATES		246713		456828	
		255451		476145	
TRANSISTORS	NO				6150
1 U KINGDOM	131	496	706	1423	
55 GERMANY W	90	67	90	67	
73 NETHRLNDS	6314	2737	13164	6497	
559 JAPAN	540	362	1640	825	
990 U STATES	58524	170361	136666	376722	
	65599	174023	152266	385534	
LIGHTNING ARRESTERS REACTORS					6151
1 U KINGDOM		878		4919	
55 GERMANY W				1583	
85 SWEDEN		278		3007	
86 SWITZRLND		1302		1729	
990 U STATES		18007		21837	
		20465		33075	
MAGNETOS FOR GAS ENGINES					6152
990 U STATES		1489		5225	
		1489		5225	
MOTORS ELECTRIC UNDER 30 DOL	NO				6154
1 U KINGDOM	1304	20898	3306	42912	
49 DENMARK	2	54	2	54	
55 GERMANY W	17	330	40	546	
86 SWITZRLND	20	231	20	231	
559 JAPAN	3584	2537	8594	7647	
990 U STATES	50654	224533	108234	414485	
	55581	248583	120196	465875	
MOTORS ELEC 30 DOL OR MORE N O P	NO				6155
1 U KINGDOM	1116	172603	2996	356674	
44 BELG LUX			2	2242	

IMPORTS BY COMMODITIES AND COUNTRIES

Commodity and Country	FEBRUARY 1961		JANUARY TO FEBRUARY 1961		Class Number
	Quantity	Value (\$)	Quantity	Value (\$)	
49 DENMARK	1	124	2	193	
55 GERMANY W	8	3658	42	8168	
67 ITALY	10	305	10	305	
73 NETHRLNDS	11	89536	11	89536	
76 NORWAY	2	1440	2	1440	
85 SWEDEN	94	18718	252	76317	
86 SWITZRLND			4	21121	
990 U STATES	2116	282653	4578	539271	
RHEOSTATS CONTROLLERS STARTERS	3358	569037	7899	1095267	
1 U KINGDOM		47147		80562	6156
49 DENMARK		804		1030	
54 FRANCE		261		261	
55 GERMANY W		20262		28221	
76 NORWAY		8957		8957	
85 SWEDEN		859		859	
86 SWITZRLND				160	
559 JAPAN				55	
990 U STATES		740744		1640860	
SAD IRONS ELECTRIC AND PARTS		819034		1760965	
1 U KINGDOM		10995		15256	6157
559 JAPAN		670		1297	
886 P RICO		27022		54087	
990 U STATES		13682		20014	
SELFCONTAINED LIGHTING OUTFITS		52369		90654	
990 U STATES		994		1261	6158
SOCKETS OUTLETS RECEPTACLES		994		1261	
1 U KINGDOM				183	6159
55 GERMANY W				96	
559 JAPAN		721		721	
990 U STATES		136045		330637	
SPARK PLUGS MAGNETOS IGNITION		136766		331637	
1 U KINGDOM		2401		3612	6160
55 GERMANY W		1761		9494	
246 CZECHO S		552		552	
559 JAPAN				603	
614 AUSTRALIA		6035		14675	
990 U STATES		132607		218904	
SWITCHES SWITCHBOARDS AND PTS		143356		247840	
1 U KINGDOM		73110		140599	6161
43 AUSTRIA		298		1065	
54 FRANCE		44373		60091	
55 GERMANY W		4353		5635	
67 ITALY		2763		2763	
73 NETHRLNDS		264		864	
85 SWEDEN		291		370	
86 SWITZRLND		7094		83562	
385 UAR EGYPT				279	
559 JAPAN				614	
990 U STATES		916667		1806692	
SWITCHGEAR FOR MINES		1049213		2102534	
1 U KINGDOM		389		11983	6162
990 U STATES		5749		5749	
TELEGRAPH APPARATUS AND PARTS		6138		17732	
1 U KINGDOM		31816		51068	6163
55 GERMANY W		50386		100061	
86 SWITZRLND		14015		14015	
559 JAPAN		162		292	
990 U STATES		249490		446625	
TELEPHONE APPARATUS AND PARTS		345869		612061	
1 U KINGDOM		210695		518380	6164
43 AUSTRIA		1473		1473	
49 DENMARK		5265		5571	
54 FRANCE		2437		2437	
55 GERMANY W		2974		38357	
73 NETHRLNDS		2475		2475	
85 SWEDEN		21482		34603	
86 SWITZRLND				657	
246 CZECHO S		382		382	
559 JAPAN		1485		2042	
990 U STATES		460821		982663	
TRANSFORMERS AND PARTS N O P		709489		1596040	
1 U KINGDOM		149417		373882	6165
43 AUSTRIA		64		64	
55 GERMANY W		19567		25096	
73 NETHRLNDS		1300		1731	
85 SWEDEN				13788	
86 SWITZRLND		19555		29249	
559 JAPAN		70		2488	
886 P RICO		709		709	
990 U STATES		388363		791538	
RADIO AND TV RECEIVING TUBES		579045		1238545	
1 U KINGDOM	NO	29287	40291	44930	84601
55 GERMANY W		970	1170	4880	4073
73 NETHRLNDS		98383	41366	207749	97755
85 SWEDEN				2580	10554

IMPORTS BY COMMODITIES AND COUNTRIES

105

Commodity and Country	FEBRUARY 1961		JANUARY TO FEBRUARY 1961		Class Number	
	Quantity	Value (\$)	Quantity	Value (\$)		
559 JAPAN	1000	7657	2900	8415	6167	
990 U STATES	424031	652261	950073	1201020		
RADIO APPARATUS N O P	623671	742745	1213112	1406488		
1 U KINGDOM		825202		2370645	6167	
49 DENMARK		9178		17105		
54 FRANCE		133		2832		
55 GERMANY W		18179		74001		
67 ITALY		142		236		
73 NETHRLNDS		19441		59748		
76 NORWAY				70		
85 SWEDEN		9039		25154		
246 CZECHO S		523		733		
559 JAPAN		27028		47656		
824 JAMAICA		4126		4126		
990 U STATES		1617159		3525230		
ELECTRIC RAZORS AND PARTS	NO	2530150		6127536		6168
43 AUSTRIA	400	2814	400	2911	6168	
55 GERMANY W	4812	14659	4968	15358		
73 NETHRLNDS	9240	52857	17692	81638		
86 SWITZRLND		54	1000	2359		
559 JAPAN	1500	2426	3000	4146		
990 U STATES	254	44704	31938	133259		
ELECT STEAM GENERATORS AND PTS	NO	117514	58998	239671	6169	
1 U KINGDOM		284280		1069818	6169	
86 SWITZRLND				23664		
990 U STATES		2115		1357		
ELECTRIC APPARATUS N O P		286395		1096839	6170	
1 U KINGDOM		55891		134829	6170	
43 AUSTRIA		4764		6811		
44 BELG LUX		510		927		
49 DENMARK				684		
53 FINLAND		4199		4199		
54 FRANCE		977		9177		
55 GERMANY W		7661		35575		
73 NETHRLNDS		4335		22560		
76 NORWAY		301		301		
85 SWEDEN		4313		126066		
86 SWITZRLND		33753		57269		
246 CZECHO S		191		682		
516 HONG KONG		345		690		
559 JAPAN		7963		14178		
614 AUSTRALIA				632		
824 JAMAICA				80		
886 P RICO		262		17125		
990 U STATES		2450085		4874721		
ELECTRIC PRECISION INSTRUMENTS		2575550		5306576	6171	
1 U KINGDOM		88510		165651	6171	
43 AUSTRIA				255		
49 DENMARK		6400		11554		
54 FRANCE		1013		1013		
55 GERMANY W		6810		31799		
73 NETHRLNDS		733		7346		
85 SWEDEN		715		873		
86 SWITZRLND		6559		9104		
246 CZECHO S		969		4672		
427 UN SO AFR		12092		12092		
559 JAPAN		5780		7607		
886 P RICO		339		339		
990 U STATES		1198334		2516317		
ELECTRIC OR GAS WELDING APP		1328254		2768622		6172
1 U KINGDOM		31877		52093		6172
43 AUSTRIA		393		393		
49 DENMARK		644		644		
54 FRANCE				64		
55 GERMANY W		869		1163		
73 NETHRLNDS				354		
85 SWEDEN		80		4948		
86 SWITZRLND		3034		3200		
990 U STATES		416078		828104		
ELECTRIC OR GAS WELDING APP		452975		821163	6172	
RADIO RECEIVING SETS	NO				6173	
1 U KINGDOM	1922	37140	2715	56379	6173	
55 GERMANY W	2955	151458	7486	408341		
64 IRELAND			204	3084		
67 ITALY			102	1566		
73 NETHRLNDS	3450	59122	4752	75303		
86 SWITZRLND			75	1862		
246 CZECHO S			52	590		
516 HONG KONG	468	9141	468	9141		
559 JAPAN	41955	388025	78232	725663		
990 U STATES	5321	162361	8742	352234		
RADIO RECEIVING SETS		56071	102828	1641163	6173	
1 U KINGDOM	NO	1	1	52	6174	
990 U STATES		1811	3096	450225		
RADIO SET PARTS		1812	3097	450277		
1 U KINGDOM		86981		169992	6175	
49 DENMARK		1304		1596		
55 GERMANY W		13491		18380		

IMPORTS BY COMMODITIES AND COUNTRIES

Commodity and Country	FEBRUARY 1961		JANUARY TO FEBRUARY 1961		Class Number
	Quantity	Value (\$)	Quantity	Value (\$)	
67 ITALY		3416		3416	
73 NETHRLNDS		1518		6919	
76 NORWAY		120		120	
559 JAPAN		615		700	
990 U STATES		211857		450746	
RADIO TUBE PARTS		319302		651869	
1 U KINGDOM		1885		5429	6176
43 AUSTRIA				399	
54 FRANCE				253	
55 GERMANY W				901	
67 ITALY		2636		4690	
73 NETHRLNDS		2430		7081	
85 SWEDEN				154	
990 U STATES		170388		346170	
SOUND EQUIPMENT N O P		177339		365077	
1 U KINGDOM		14067		56847	6177
44 BELG LUX		368		368	
49 DENMARK		870		2166	
54 FRANCE				69	
55 GERMANY W		12378		23550	
73 NETHRLNDS		5648		13960	
85 SWEDEN		1317		1317	
86 SWITZRLND				200	
559 JAPAN		8443		19320	
990 U STATES		222850		612192	
TAPE RECORDERS AND PARTS	N O	335941		729989	
1 U KINGDOM	11	1081	31	17301	6178
43 AUSTRIA	B	491	8	491	
55 GERMANY W	297	25181	694	63194	
73 NETHRLNDS			1297	111888	
559 JAPAN	930	21573	1310	33941	
614 AUSTRALIA		57		57	
990 U STATES	353	394081	658	560712	
METERS ELECTRIC N O P	N O	1599	3998	787584	6179
1 U KINGDOM	321	10847	675	26267	
49 DENMARK	2	279	8	959	
55 GERMANY W	5	865	55	3467	
73 NETHRLNDS			2	186	
86 SWITZRLND	110	3692	180	7425	
246 CZECHO S			5	255	
559 JAPAN	890	3083	2110	6565	
990 U STATES	4809	96852	9317	229788	
METERS ELECTRIC N O P PARTS OF		6137	12352	274912	6180
1 U KINGDOM		1360		2200	
55 GERMANY W				322	
86 SWITZRLND				224	
559 JAPAN				664	
990 U STATES		81991		179575	
LIGHTING FIXTURES		83351		182985	6181
1 U KINGDOM		2736		13847	
67 ITALY		284		284	
73 NETHRLNDS		73		73	
85 SWEDEN		197		197	
385 UAR EGYPT				516	
516 HONG KONG		8738		11467	
559 JAPAN		1644		4099	
874 MEXICO				157	
990 U STATES		18219		31655	
GAS MANTLES GAS BURNERS		31891		62295	6182
1 U KINGDOM		1895		8377	
990 U STATES		4658		14351	
GAS METERS AND PARTS		6553		22728	6183
1 U KINGDOM		44983		84171	
990 U STATES		110156		200808	
PLATES CYLINDERS ENGRAVERS		155139		284979	6191
1 U KINGDOM		1177		1360	
55 GERMANY W				86	
67 ITALY				1605	
76 NORWAY				152	
614 AUSTRALIA		239		239	
990 U STATES		110708		216310	
PLATES PRINTING 2 COLOURS		112124		219752	6192
1 U KINGDOM		214		1147	
73 NETHRLNDS				2187	
86 SWITZRLND		1894		1894	
990 U STATES		17255		29515	
PLATES FOR PRINTING MUSIC		19363		34743	6193
1 U KINGDOM				1350	
990 U STATES		2540		6544	
STEREOTYPES ELECTROTYPES NOP		2540		7894	6194
990 U STATES	sq IN	42707	100667	2541	
MATRICES FOR STEREOTYPES 475A		42707	100667	2541	
990 U STATES	sq IN	52577	79000	3659	6195
		52577	2411	79000	3659

IMPORTS BY COMMODITIES AND COUNTRIES

Commodity and Country	FEBRUARY 1961		JANUARY TO FEBRUARY 1961		Class Number
	Quantity	Value (\$)	Quantity	Value (\$)	
STEREOTYPES FOR BOOKS	SQ IN				6196
1 U KINGDOM	2091	209	7659	807	
990 U STATES	545169	20211	1009419	40808	
	547260	20420	1017078	41615	
STEREOTYPES FOR ADVERTISEMENTS	SQ IN				6197
1 U KINGDOM	136	58	136	58	
55 GERMANY W			3900	73	
73 NETHRLNDS	59	114	59	114	
990 U STATES	151200	8023	287085	14438	
	151395	8195	291180	14683	
TYPE PRINTING CHASES QUOINS					6199
1 U KINGDOM		958		4697	
55 GERMANY W		409		601	
990 U STATES		19205		45732	
		20572		51030	
PRINTG PLATES FOR PUBLICATIONS					6200
1 U KINGDOM		149		466	
990 U STATES		56673		108729	
		56822		109195	
MOULDING MATERIAL ELECTROTYPE					6201
990 U STATES		790		1184	
		790		1184	
TUNGSTEN BEARING ORES	CWT				6208
CHROME ORE	CWT				6210
990 U STATES	12683	15428	14599	18492	
	12683	15428	14599	18492	
ANTIMONY OR REGULUS OF	LB				6211
BISMUTH METALLIC NATURAL	LB				6212
COBALT ORE	CWT				6215
MANGANESE ORE	CWT				6216
54 FRANCE			132	172	
559 JAPAN			110	2116	
990 U STATES	8186	53383	17468	105652	
	8186	53383	17710	107940	
ORES OF METALS N O P	CWT				6217
774 PERU	43140	154820	43140	154820	
990 U STATES	1552	65277	4064	79838	
	44692	220097	47204	234658	
MERCURY OR QUICKSILVER	LB				6218
73 NETHRLNDS	57	207	57	207	
758 COLOMBIA	1140	2716	1140	2716	
990 U STATES	2197	6270	35574	94544	
	3394	9193	36771	97467	
ANODES NICKEL COPPER PRECIOUS					6219
990 U STATES		1373		9296	
		1373		9296	
ARTICLES FOR AGRIC IMPLEMENTS					6220
1 U KINGDOM		1759		7871	
990 U STATES		12456		31960	
		14215		39831	
ARTICLES FOR STORAGE BATTERIES					6221
990 U STATES		2289		22243	
		2289		22243	
BELLS FOR CHURCHES					6222
1 U KINGDOM				453	
54 FRANCE		8228		13109	
67 ITALY				57	
86 SWITZRLND		1269		1269	
990 U STATES		12839		14331	
		22336		29219	
BELLS AND GONGS N O P					6223
1 U KINGDOM		1286		1286	
55 GERMANY W		1196		1986	
519 INDIA		1608		2768	
559 JAPAN		129		223	
990 U STATES		16348		32176	
		20567		38439	
SLIDE OR ZIPPER FASTENERS					6225
1 U KINGDOM		151		211	
55 GERMANY W		282		282	
73 NETHRLNDS		268		268	
559 JAPAN				516	
990 U STATES		4467		8242	
		5168		9519	
BUCKLES CLASPS EYELETS HOOKS					6226
1 U KINGDOM		10242		17384	
54 FRANCE				67	
55 GERMANY W		1657		8105	
67 ITALY		435		751	
73 NETHRLNDS				65	
86 SWITZRLND		95		95	
246 CZECHO S		248		352	
516 HONG KONG				410	
559 JAPAN		66		1819	
990 U STATES		134672		273161	
		147415		302209	
CAGES ANIMAL OF WIRE AND PARTS					6227
1 U KINGDOM		2500		5040	
44 BELG LUX				756	
55 GERMANY W		199		199	
559 JAPAN		4166		9802	
990 U STATES		6212		11272	
		13077		27069	

IMPORTS BY COMMODITIES AND COUNTRIES

Commodity and Country	FEBRUARY 1961		JANUARY TO FEBRUARY 1961		Class Number
	Quantity	Value (\$)	Quantity	Value (\$)	
CHRONOMETERS COMPASSES SHIPS					6228
1 U KINGDOM		5854		10333	
55 GERMANY W		548		548	
73 NETHRLNDS		364		364	
85 SWEDEN		158		158	
559 JAPAN				2359	
990 U STATES		8636		18338	
		15560		32100	
METAL ARTICLES FOR JEWELLERY					6229
1 U KINGDOM				862	
55 GERMANY W		2241		2868	
67 ITALY				539	
559 JAPAN				1008	
990 U STATES		38820		68951	
		41061		74228	
ARTICLES FOR USE IN FISHERIES					6230
1 U KINGDOM		3093		10184	
55 GERMANY W				2652	
73 NETHRLNDS		799		799	
76 NORWAY		1460		1850	
78 PORTUGAL		893		2046	
82 SPAIN		504		504	
559 JAPAN		12000		21166	
990 U STATES		13337		17059	
		32086		56260	
ARTICLES N O P FOR MFR SHIPS					6232
1 U KINGDOM		81940		198725	
55 GERMANY W				8291	
73 NETHRLNDS		356		356	
76 NORWAY		973		9526	
85 SWEDEN		3197		3418	
559 JAPAN		949		1510	
990 U STATES		104716		194006	
		192131		415832	
ELEMENTS FOR LAMP FILAMENTS					6233
43 AUSTRIA		3817		7399	
73 NETHRLNDS		1744		4393	
990 U STATES		94145		177300	
		99706		189092	
METAL PTS FOR COVERED BUTTONS					6234
990 U STATES		8713		18639	
		8713		18639	
NAILS TACKS BRASS OR COPPER					6235
1 U KINGDOM				142	
990 U STATES		1190		2402	
		1190		2544	
PATTERNS OF METAL NOT MODELS					6236
990 U STATES		8706		72877	
		8706		72877	
RIVETS BURRS BRASS OR COPPER					6238
1 U KINGDOM		1981		1981	
990 U STATES		4715		14574	
		6696		16555	
SCREWS OF METAL N O P					6240
1 U KINGDOM		594		2485	
44 BELG LUX				500	
55 GERMANY W		1602		2431	
86 SWITZRLNO		98		98	
516 HONG KONG		126		126	
559 JAPAN				1321	
990 U STATES		7146		14749	
		9566		21710	
SHOE AND CORSET EYELETS HOOKS					6241
55 GERMANY W				814	
67 ITALY		4316		5225	
990 U STATES		20383		34108	
		24699		40147	
WIRE NON FERROUS COVERED					6247
1 U KINGDOM		91091		194026	
55 GERMANY W		18719		21412	
559 JAPAN				122	
990 U STATES		313469		652184	
		423279		867744	
WIRE TINSEL FOR BRAIDS CORDS					6248
54 FRANCE		141		141	
990 U STATES		2702		2702	
		2843		2843	
WIRE STRANDED NON FERROUS					6249
1 U KINGDOM		370		370	
55 GERMANY W				1202	
990 U STATES		37262		58764	
		37632		60336	
WIRE NON FERROUS N O P					6250
1 U KINGDOM		6100		8685	
55 GERMANY W				6508	
73 NETHRLNDS				53	
85 SWEDEN		6387		13287	
990 U STATES		39149		66423	
		51636		94956	
NON FERROUS METALS AND PRODUCT					6251
1 U KINGDOM		69732		131438	
43 AUSTRIA		217		217	
54 FRANCE				1826	
55 GERMANY W		2150		6108	
67 ITALY				841	
73 NETHRLNDS		504		2096	

IMPORTS BY COMMODITIES AND COUNTRIES

Commodity and Country	FEBRUARY 1961		JANUARY TO FEBRUARY 1961		Class Number
	Quantity	Value (\$)	Quantity	Value (\$)	
85 SWEDEN		706		706	
559 JAPAN		3062		2123	
990 U STATES		468486		1108102	
PARTS FOR MFR OF SHUTTLES		543857		1253457	
990 U STATES		12411		27749	6252
HINGES FOR JEWELLERY BOXES		12411		27749	
990 U STATES		6452		7735	6253
MATERIALS FOR MFR MINING MACH		6452		7735	
990 U STATES				887	6254
RESIDUES NON FERROUS				887	
1 U KINGDOM	CWT				6257
	2200	25754	2200	25754	
TUNGSTEN CARBIDE INSERTS					6258
85 SWEDEN		31405		49606	
427 UN SO AFR		38736		72142	
990 U STATES		11307		23905	
		81448		145653	
TUNGSTEN CARBIDE TIPS BLANKS					6259
85 SWEDEN		793		3322	
990 U STATES		7989		12842	
		8782		16164	
CIGARETTE LIGHTERS	DOZ				6260
43 AUSTRIA	900	1359	1800	3105	
55 GERMANY W	14	322	130	1563	
76 NORWAY	12	169	12	169	
86 SWITZRLND			23	2303	
559 JAPAN	16521	31678	38608	84782	
990 U STATES	966	3617	1135	5253	
	18413	37145	41708	97175	
INCANDESCENT LAMPS LARGE	NO				6302
1 U KINGDOM	8650	1251	197578	18748	
44 BELG LUX			6200	897	
54 FRANCE	18	281	18	281	
55 GERMANY W	870	339	2795	689	
73 NETHRLNDS	6372	1925	8372	2828	
85 SWEDEN	100	245	100	245	
559 JAPAN	175	290	10675	1069	
990 U STATES	367796	137959	883584	351032	
	383981	142290	1109322	375789	
FLUORESCENT BULBS AND TUBES	NO				6303
73 NETHRLNDS	3552	1286	7680	2595	
990 U STATES	104967	120756	210920	226970	
	108519	122042	218600	229565	
MERCURY VAPOUR LAMPS	NO				6304
73 NETHRLNDS	1212	2727	2570	5364	
86 SWITZRLND			25	127	
990 U STATES	4019	21384	11010	67562	
	5231	24111	13605	73053	
VAPOUR LAMPS N O P	NO				6306
1 U KINGDOM			200	1330	
990 U STATES	92591	15165	115723	18631	
	92591	15165	115923	19961	
SEALED BEAM LAMPS	NO				6307
990 U STATES	45354	39020	91846	76199	
	45354	39020	91846	76199	
CHRISTMAS TREE LAMPS	NO				6309
559 JAPAN	6000	112	26000	365	
	6000	112	26000	365	
MINIATURE LAMPS N O P	NO				6310
1 U KINGDOM	2500	489	10233	1672	
55 GERMANY W	1300	147	7950	897	
73 NETHRLNDS	15996	518	281419	8390	
516 HONG KONG			115000	1113	
559 JAPAN	22900	772	22900	772	
990 U STATES	97369	19106	213022	37833	
	140065	21032	650524	50677	
PHOTOFLASH LAMPS	NO				6311
559 JAPAN	270200	7570	774184	23222	
990 U STATES	364368	21993	765250	47603	
	634568	29563	1539434	70825	
PHOTOGRAPHIC LAMPS N O P	NO				6312
73 NETHRLNDS	262	334	262	334	
559 JAPAN	1836	1014	5558	3182	
990 U STATES	6217	12451	119844	62443	
	8315	13799	125664	65959	
LIGHTS HEAD SIDE TAIL N O P					6315
1 U KINGDOM		455		1445	
55 GERMANY W		1160		1763	
516 HONG KONG		732		6820	
559 JAPAN		1899		7680	
990 U STATES		34983		68702	
		39229		86410	
FLASHLIGHTS AND PARTS	NO				6320
1 U KINGDOM				146	
55 GERMANY W	1400	2506	4426	7439	
516 HONG KONG	170888	40688	213931	52356	
559 JAPAN	3580	2498	9202	5544	
990 U STATES	48663	42701	67296	62437	
	224531	88393	294855	127922	
ELECTRIC LIGHT FIXTURES N O P					6325
1 U KINGDOM		1111		7733	
43 AUSTRIA		384		1032	

IMPORTS BY COMMODITIES AND COUNTRIES

Commodity and Country	FEBRUARY 1961		JANUARY TO FEBRUARY 1961		Class Number
	Quantity	Value (\$)	Quantity	Value (\$)	
49 DENMARK		3 441		4 674	
53 FINLAND				4 585	
54 FRANCE		1 121		1 541	
55 GERMANY W		1 7779		3 3674	
67 ITALY		3 446		5 911	
73 NETHRLNDS				3 19	
76 NORWAY		629		629	
82 SPAIN		219		219	
85 SWEDEN		137		387	
86 SWITZRLND				6 541	
246 CZECHO S		3 410		5 542	
258 GERMANY E				110	
262 HUNGARY				3 69	
516 HONG KONG		127		127	
559 JAPAN		4 889		1 0786	
990 U STATES		499 583		9 36875	
		536 276		10 210 54	

IMPORTS BY COMMODITIES AND COUNTRIES

Commodity and Country	FEBRUARY 1961		JANUARY TO FEBRUARY 1961		Class Number
	Quantity	Value (\$)	Quantity	Value (\$)	
<u>GROUP 7</u>					
<u>NON METALLIC MINERALS</u>					
ASBESTOS PACKING	LB				7001
1 U KINGDOM	23830	12345	31326	17597	
990 U STATES	18781	21798	39022	45772	
	42611	34143	70348	63369	
VEHICLE BRAKE LININGS ASBESTOS					7002
1 U KINGDOM		13433		27344	
54 FRANCE		199		199	
55 GERMANY W		5561		8964	
990 U STATES		35293		77350	
		54486		113857	
ASBESTOS MANUFACTURES N O P					7003
1 U KINGDOM		14591		46342	
44 BELG LUX		14373		34880	
54 FRANCE				223	
990 U STATES		141610		268358	
		170574		349803	
VEHICLE CLUTCH FACING ASBESTOS					7004
55 GERMANY W		161		890	
990 U STATES		20062		39300	
		20223		40190	
BRAKE LININGS AND FACINGS NOP					7005
1 U KINGDOM		528		528	
990 U STATES		17199		27376	
		17727		27904	
CHINA CLAY GROUND	CWT				7011
1 U KINGDOM	75623	48643	105912	76122	
990 U STATES	159280	147919	321169	306800	
	234903	196562	427081	382922	
FIRE CLAY GROUND	CWT				7012
990 U STATES	47748	20985	86500	42403	
	47748	20985	86500	42403	
PIPE CLAY GROUND	CWT				7013
990 U STATES	30010	2692	54116	5098	
	30010	2692	54116	5098	
CLAYS N O P GROUND					7014
990 U STATES		41746		73436	
		41746		73436	
ZIRCONIUM SILICATE					7015
990 U STATES		10114		44014	
		10114		44014	
ZIRCONIUM OXIDE					7016
990 U STATES		4526		4799	
		4526		4799	
SAGGARS FOR CERAMIC PRODUCTS					7017
1 U KINGDOM		266		266	
990 U STATES		6545		7561	
		6811		7827	
ACTIVATED CLAY TO REFINE OILS					7018
990 U STATES		91057		169193	
		91057		169193	
GROG FOR REFRACTORY MATERIALS	TON				7019
990 U STATES	752	32187	1620	65526	
	752	32187	1620	65526	
BRICK BUILDING GLAZED	M				7020
990 U STATES	212	16966	660	53384	
	212	16966	660	53384	
BRICK BUILDING N O P	M				7021
44 BELG LUX	26	2323	26	2323	
990 U STATES	1321	78805	2842	162569	
	1347	81128	2868	164892	
BRICK FIRE CHROME					7022
990 U STATES		36520		136064	
		36520		136064	
BRICK FIRE MAGNESITE					7023
1 U KINGDOM		204		204	
990 U STATES		15894		54887	
		16098		55091	
BRICK FIRE 90 PER CENT SILICA					7024
990 U STATES		95581		201230	
		95581		201230	
BRICK FIRE 100 DOL THOUSAND					7025
1 U KINGDOM				589	
990 U STATES		76138		217012	
		76138		217601	
BRICK FIRE FURNACE OR KILN					7026
1 U KINGDOM		440		3692	
85 SWEDEN				15868	
990 U STATES		295058		832116	
		295498		858676	
BRICK FIRE N O P					7027
1 U KINGDOM		1846		22605	
49 DENMARK				2957	
990 U STATES		118751		306094	
		120597		331656	
BRICK PAVING	M				7028
990 U STATES	7	334	24	1560	
	7	334	24	1560	
BUILDING BLOCKS BUILDING TILE					7029
1 U KINGDOM		3023		13525	

IMPORTS BY COMMODITIES AND COUNTRIES

Commodity and Country	FEBRUARY 1961		JANUARY TO FEBRUARY 1961		Class Number
	Quantity	Value (\$)	Quantity	Value (\$)	
44 BELG LUX		406		1497	
67 ITALY				1067	
990 U STATES		85310		155342	
DRAIN PIPES SEWER PIPES N O P		88739		171431	
1 U KINGDOM				1657	7030
990 U STATES		3929		4349	
TILES STONE MOSAIC FLOORING		3929		6006	
55 GERMANY W				4368	7032
67 ITALY		330		330	
559 JAPAN		1110		24129	
990 U STATES		715		11302	
EARTHENWARE TILES FOR ROOFING		2155		40129	
TILES EARTHENWARE N O P					7033
1 U KINGDOM		10021		33500	7034
55 GERMANY W				107	
67 ITALY				589	
559 JAPAN		821		876	
990 U STATES		1937		4446	
TILES FLOOR AND WALL EARTHENWARE		12779		39518	
1 U KINGDOM	SQ FT	85598	22195	195236	7035
55 GERMANY W		16136	4834	30282	
67 ITALY		7500	2339	18630	
82 SPAIN		9160	1548	9160	
246 CZECHO S				4000	
559 JAPAN		145694	35717	354955	
990 U STATES		31111	8452	36865	
CHINA AND PORCELAIN WARE N O P		295199	75085	649128	
1 U KINGDOM					7043
55 GERMANY W		3469		4711	
67 ITALY		97		420	
559 JAPAN		394		394	
990 U STATES		1086		2275	
DEMIJOHNS CHURNS CROCKS N O P		2014		3425	
559 JAPAN		7060		11225	7045
990 U STATES		411		411	
TABLEWARE OF CHINA PORCELAIN		4136		5445	
1 U KINGDOM		4547		5856	7046
43 AUSTRIA		851055		1574702	
49 DENMARK				462	
54 FRANCE		87		443	
55 GERMANY W		782		2630	
64 IRELAND		5424		15844	
67 ITALY				75	
73 NETHRLNDS		6554		8538	
76 NORWAY				152	
82 SPAIN		59		59	
85 SWEDEN		99		99	
86 SWITZRLND		244		307	
246 CZECHO S		99		204	
258 GERMANY E		1543		1543	
355 ISRAEL		335		1358	
516 HONG KONG		113		113	
559 JAPAN		802		2062	
990 U STATES		58332		103871	
STONEWARE EARTHENWARE N O P		91754		209053	
1 U KINGDOM		1017282		1921515	7047
43 AUSTRIA		32475		59963	
44 BELG LUX		177		275	
49 DENMARK		2817		2817	
54 FRANCE		90		2157	
55 GERMANY W				1004	
59 GREECE		10529		25345	
67 ITALY				424	
73 NETHRLNDS		9065		10930	
76 NORWAY		635		1629	
78 PORTUGAL		211		211	
82 SPAIN		1567		1567	
85 SWEDEN		873		1135	
86 SWITZRLND		1291		1847	
258 GERMANY E		60		60	
516 HONG KONG				126	
559 JAPAN		180		685	
874 MEXICO		50706		103487	
990 U STATES		328		727	
CHEMICAL STONEWARE ACID RESIST		63517		114735	
1 U KINGDOM		174521		329124	7048
990 U STATES				216	
ARTIFICIAL TEETH NOT MOUNTED		10173		25801	
1 U KINGDOM		10173		26017	7051
55 GERMANY W		321		688	
67 ITALY		5236		13635	
73 NETHRLNDS				329	
86 SWITZRLND				200	
559 JAPAN		8018		9089	
828 TRINIDAD		161		161	
		2598		5379	

IMPORTS BY COMMODITIES AND COUNTRIES

Commodity and Country		FEBRUARY 1961		JANUARY TO FEBRUARY 1961		Class Number
		Quantity	Value (\$)	Quantity	Value (\$)	
BATHS BATHTUBS BASINS ETC N O P	990 U STATES		89244		212887	7052
			105578		242368	
	1 U KINGDOM		32725		89966	
	55 GERMANY W		429		429	
	67 ITALY		596		4880	
	76 NORWAY		152		152	
559 JAPAN		2755		11238	7053	
824 JAMAICA				234		
990 U STATES		165177		303807		
		201834		410706		
1 U KINGDOM		376		679		
55 GERMANY W				1050		
427 UN SO AFR				418	7055	
990 U STATES		7755		16774		
		8131		18921		
1 U KINGDOM		3456		4265		
559 JAPAN				287		
990 U STATES		32561		56070		
MANUFACTURES OF CLAY N O P					60622	7056
	1 U KINGDOM				5650	
990 U STATES		54171		112335	7060	
		54171		117985		
BRIQUETTES OF COAL OR COKE	TON					7061
990 U STATES	1486	21456	3245	47073		
ANTHRACITE SCREENINGS	TON	1486	21456	3245	47073	7062
990 U STATES					53	
ANTHRACITE DOMESTIC SIZES					290	7063
990 U STATES	TON				53	
ANTHRACITE SMALLER SIZES N O P	TON	58755	708761	123366	1465748	7064
990 U STATES	58755	708761	123366	1465748		
COAL BITUMINOUS SUB BITUMINOUS	TON	13827	120667	25788	229938	7066
990 U STATES	13827	120667	25788	229938		
COAL EXWAREHOUSED SHIPS STORES	TON	590175	2958209	1236357	6212270	7067
990 U STATES	590175	2958209	1236357	6212270		
COAL DUST AND COAL N O P	TON					7070
990 U STATES	450	8272	1199	17797		
BENZOL	GAL	450	8272	1199	17797	7071
990 U STATES	120713	49517	731753	389353		
COAL TAR CRUDE	GAL	120713	49517	731753	389353	7072
1 U KINGDOM	24800	5279	25950	5520		
990 U STATES	417	356	417	356	7073	
	25217	5635	26367	5876		
COAL PITCH	CWT	70589	139302	225339	421668	7074
990 U STATES	91684	189693	235359	489029		
CARBOLIC OR HEAVY OIL	GAL	162273	328995	460698	910697	7075
1 U KINGDOM					6326	
990 U STATES	22953	6777	33908	11177	7076	
	22953	6777	40234	14294		
COKE PETROLEUM	TON	9523	133784	25179	415323	7077
990 U STATES	9523	133784	25179	415323		
COKE N O P	TON	26924	517939	41156	801619	7078
990 U STATES	26924	517939	41156	801619		
GLASS BULB FOR ELECTRONIC TUBE			402456		745939	7079
990 U STATES			402456		745939	
OECANTERS AND TUMBLERS						7080
1 U KINGDOM		414			736	
246 CZECHO S		87			719	7081
559 JAPAN					1653	
990 U STATES		33587			67030	
LAMP CHIMNEYS			34088		70138	7082
990 U STATES		1800			8422	
GLASS PLATES FOR OPTICAL MFR			1800		8422	7083
55 GERMANY W			720		3474	
990 U STATES			52721		131081	
GLASS CARBOYS BOTTLES JARS			53441		134555	7084
1 U KINGDOM			24133		40339	
43 AUSTRIA					380	7085
54 FRANCE			1927		2848	
55 GERMANY W			1322		1619	7086
67 ITALY			227		518	
73 NETHRLNDS					1199	7087
262 HUNGARY					385	
516 HONG KONG			191		289	7088
559 JAPAN			544		5820	
990 U STATES			448847		797701	
			477191		851098	

IMPORTS BY COMMODITIES AND COUNTRIES

Commodity and Country	FEBRUARY 1961		JANUARY TO FEBRUARY 1961		Class Number
	Quantity	Value (\$)	Quantity	Value (\$)	
GLASS TABLEWARE CUT GLASS N O P					7083
1 U KINGDOM		18965		48429	
43 AUSTRIA				61	
44 BELG LUX		254		5667	
49 DENMARK				55	
54 FRANCE		1365		3383	
55 GERMANY W		47090		78240	
64 IRELAND		447		679	
67 ITALY		4527		5872	
73 NETHRLNDS		257		2252	
78 PORTUGAL				106	
82 SPAIN				320	
85 SWEDEN		3409		5132	
246 CZECHO S		20304		67098	
258 GERMANY E		1736		3228	
262 HUNGARY		1837		13101	
277 POLAND		935		1066	
559 JAPAN		8325		13930	
990 U STATES		199852		305180	
		309303		553799	
LAMP BULBS AND TUBING FOR					7084
1 U KINGDOM		317		577	
54 FRANCE				247	
86 SWITZRLND		1368		1368	
990 U STATES		229089		454818	
		230774		457010	
GLASS SHADES OR GLOBES					7085
55 GERMANY W				892	
67 ITALY		60		60	
246 CZECHO S		2177		2753	
990 U STATES		32710		44959	
		34947		48664	
LENSES GLASS N O P					7086
1 U KINGDOM		1066		1641	
43 AUSTRIA		553		1714	
44 BELG LUX		2387		2387	
54 FRANCE		602		602	
55 GERMANY W		419		659	
559 JAPAN		256		256	
990 U STATES		35399		66640	
		40682		73899	
FRESNEL TYPE LENSES GLOBES					7087
1 U KINGDOM		132		132	
990 U STATES		8231		30619	
		8363		30751	
MOULDED SHAPES FOR ELECT FIXT					7088
1 U KINGDOM		1459		3218	
43 AUSTRIA				2210	
55 GERMANY W		2882		8038	
73 NETHRLNDS		1510		2639	
85 SWEDEN				113	
246 CZECHO S		4539		5919	
516 HONG KONG				382	
559 JAPAN				81	
990 U STATES		184787		354203	
		195177		377533	
HEAT RESISTING GLASSWARE					7089
1 U KINGDOM		9333		16973	
43 AUSTRIA		85		85	
54 FRANCE		160		160	
55 GERMANY W		373		1936	
73 NETHRLNDS		808		808	
990 U STATES		483462		1178135	
		494221		1198097	
SHEET GLASS OVER 34 OZ SQ FT	SQ FT				7090
1 U KINGDOM	30223	9083	78299	21963	
44 BELG LUX	314438	85110	475004	129999	
54 FRANCE	131025	26341	235768	48568	
55 GERMANY W	132037	31227	330409	80177	
67 ITALY	28248	4015	28248	4015	
246 CZECHO S	14422	2537	14422	2537	
258 GERMANY E	2000	327	22261	3371	
559 JAPAN	18250	2004	34850	4493	
990 U STATES	96595	27610	231897	66054	
	767238	188254	1451158	361177	
SHEET GLASS TRANSPRT TO 34 OZ	SQ FT				7091
1 U KINGDOM	202258	18323	638747	69007	
44 BELG LUX	1005659	114914	1389571	159302	
54 FRANCE	113351	11161	183657	16796	
55 GERMANY W	435117	35171	1108717	91189	
67 ITALY	30085	3003	30085	3003	
246 CZECHO S	101900	5208	439900	19679	
258 GERMANY E	182400	7365	650000	32890	
277 POLAND			10200	299	
559 JAPAN	168820	10436	276770	15271	
990 U STATES	700	141	2100	258	
	2240290	205722	4729747	407694	
PLATE GLASS NOT OVER 7 SQ FT	SQ FT				7093
1 U KINGDOM	5160	2641	13071	6363	
44 BELG LUX	6052	2685	13107	5675	
54 FRANCE	21558	7194	23797	8258	
55 GERMANY W			3481	1402	
990 U STATES	4945	3232	10145	5882	
	37715	15752	63601	27580	

IMPORTS BY COMMODITIES AND COUNTRIES

115

Commodity and Country	FEBRUARY 1961		JANUARY TO FEBRUARY 1961		Class Number
	Quantity	Value (\$)	Quantity	Value (\$)	
PLATE GLASS 7 TO 25 SQ FT	SQ FT				7094
1 U KINGDOM	300872	113077	1005650	373802	
44 BELG LUX	32248	14552	60853	31390	
54 FRANCE	25754	11779	33139	14923	
55 GERMANY W	1565	1559	16869	10715	
73 NETHRLNDS			21648	8764	
990 U STATES	94936	48438	206615	107805	
	465375	189405	1344774	547399	
PLATE GLASS N O P	SQ FT				7095
1 U KINGDOM	198965	93817	297344	148819	
44 BELG LUX	90292	47740	180486	95128	
54 FRANCE	86030	40532	121384	58832	
55 GERMANY W	39077	22852	74580	40898	
73 NETHRLNDS			1020	449	
990 U STATES	765616	377967	2183496	1046023	
	1179980	582908	2858310	1390149	
LAMINATED GLASS SHEETS	SQ FT				7097
1 U KINGDOM	18336	9172	23738	12307	
44 BELG LUX	431	394	2506	1664	
54 FRANCE	1525	852	1794	1046	
55 GERMANY W	8048	4384	23400	12807	
73 NETHRLNDS	1396	2940	1525	4108	
990 U STATES	29736	17742	52963	31932	
	55979	25889	154637	67385	
GLASS SHEETS WIRED	SQ FT				7099
1 U KINGDOM	26825	6881	48987	14860	
44 BELG LUX			31324	5279	
54 FRANCE	2080	209	5663	655	
55 GERMANY W	601	470	1213	985	
73 NETHRLNDS	22828	15713	62147	42283	
990 U STATES	3645	2616	5303	3323	
	55979	25889	154637	67385	
GLASS CAST AND SHEET GLASS N O P	SQ FT				7100
1 U KINGDOM	1832	1034	26200	9131	
44 BELG LUX	8409	1223	8777	1730	
54 FRANCE			6204	2555	
55 GERMANY W	7413	2593	8682	3472	
990 U STATES	17654	4850	49863	16888	
ORNAMENTAL COLOURED GLASS	SQ FT				7111
1 U KINGDOM	8744	3661	31732	12741	
44 BELG LUX			20966	3921	
55 GERMANY W			2475	385	
559 JAPAN			14300	1347	
990 U STATES	4727	6209	9161	9743	
	13471	9870	78634	28137	
PAINTED OBSCURED WHITE GLASS	SQ FT				7112
1 U KINGDOM	64607	11433	152674	28145	
44 BELG LUX	28964	6797	92396	16178	
54 FRANCE	17723	1441	17723	1441	
55 GERMANY W	10777	2356	30603	6105	
559 JAPAN	32400	2983	37930	3473	
990 U STATES	60575	34156	98032	48113	
	215046	59166	429358	103455	
STAINED OR ORNAMENTAL WINDOWS					7113
1 U KINGDOM		6262		7222	
43 AUSTRIA		3108		3108	
54 FRANCE		12603		20882	
55 GERMANY W				6412	
67 ITALY		5500		5500	
385 UAR EGYPT				390	
990 U STATES		317		2923	
		27790		46437	
MIRRORS OF GLASS FRAMED OR NOT					7114
1 U KINGDOM		7160		14906	
43 AUSTRIA				287	
44 BELG LUX		12114		37734	
49 DENMARK		150		150	
54 FRANCE		66		66	
55 GERMANY W		3960		12093	
67 ITALY				311	
85 SWEDEN				361	
553 CHINA COM		169		169	
559 JAPAN		3108		5480	
990 U STATES		54039		114503	
		80766		186060	
VACUUM BOTTLES JUGS AND PARTS	NO				7118
1 U KINGDOM	500	213	1000	465	
55 GERMANY W	101	747	101	747	
516 HONG KONG			68	113	
990 U STATES	11561	22466	11610	22886	
	12162	23426	12779	24211	
INSULATING WINDOW UNITS	NO				7119
1 U KINGDOM	5	492	124	4817	
44 BELG LUX	1257	32753	2361	63233	
55 GERMANY W	18	320	202	2885	
990 U STATES	463	8725	1145	26282	
	1743	42290	3832	97217	
GLASS BALLS FOR FIBRES OR YARN					7120
990 U STATES		37956		60800	
		37956		60800	
GLASS TO BE CUT OR MOUNTED					7121
44 BELG LUX		1626		7650	
54 FRANCE		2520		3906	
55 GERMANY W		1868		4155	
246 CZECHO S				543	
990 U STATES		24920		36155	
		30934		52409	

IMPORTS BY COMMODITIES AND COUNTRIES

Commodity and Country	FEBRUARY 1961		JANUARY TO FEBRUARY 1961		Class Number
	Quantity	Value (\$)	Quantity	Value (\$)	
GLASS BLANKS FOR REFLECTORS 990 U STATES		40 748		78 551	71 122
		40 748		78 551	
BEADS FOR MFR IMITATION PEARLS 43 AUSTRIA 55 GERMANY W 559 JAPAN 990 U STATES		1 626 2 135 582		3 552 5 909 801	71 123
		4 343		10 389	
ARTIFICIAL EYES CONTACT LENSES 990 U STATES		6 52		1 593	71 124
		6 52		1 593	
PHOTOGRAPHIC DRY PLATES 1 U KINGDOM 44 BELG LUX 990 U STATES		3 733 1 45 10 088		14 857 1 45 26 975	71 125
		13 966		41 977	
SPECTACLES EYE GLASS LENSES 1 U KINGDOM 43 AUSTRIA 54 FRANCE 55 GERMANY W 67 ITALY 82 SPAIN 516 HONG KONG 559 JAPAN 990 U STATES		3 054 2 125 9 694 2 022 7 982 1 102 3 41 15 257 41 384		7 848 3 361 1 31 006 5 511 10 585 5 102 1 210 5 965 0 9 517 6	71 126
		153 800		339 969	
MANUFACTURES OF GLASS N O P 1 U KINGDOM 43 AUSTRIA 44 BELG LUX 49 DENMARK 54 FRANCE 55 GERMANY W 67 ITALY 73 NETHRLNDS 85 SWEDEN 86 SWITZRLND 246 CZECHO S 258 GERMANY E 262 HUNGARY 516 HONG KONG 559 JAPAN 990 U STATES		7 438 194 59 403 2 090 10 308 654 3 380 144 8 893 995 888 2 846 4 446 150 399		14 326 619 812 59 2 157 6 145 17 364 654 60 28 659 14 161 995 1 420 4 648 1 193 4 333 405	71 127
		192 142		415 386	
GLASS WOOL OR FIBRE GLASS 1 U KINGDOM 85 SWEDEN 990 U STATES	LB 930	521	3 534 710	931 541	71 128
		353 507	649 402	196 080	
		354 437	653 646	197 552	
GLASS BLOCKS 1 U KINGDOM 54 FRANCE 246 CZECHO S 990 U STATES		884 253 1 588 993 9		884 253 1 588 307 23	71 129
		12 664		33 448	
PLUMBAGO NOT GROUND OR MFRD 874 MEXICO 990 U STATES		2 673 871		3 420 1 466	71 131
		3 544		4 886	
CRUCIBLES PLUMBAGO ANO COVERS 1 U KINGDOM 990 U STATES		3 300 5 680		882 7 1 393 1	71 132
		8 980		2 275 8	
PLUMBAGO GROUND AND MFRS NOP 1 U KINGDOM 55 GERMANY W 513 CEYLON 990 U STATES		8 976 363 62 504		1 336 7 5 495 363 1 294 21	71 133
		71 843		14 864 6	
MICA UNMANUFACTURED 519 INDIA 752 BRAZIL 990 U STATES	CWT 25	6 592	25 7	6 592 909	71 138
		1 463	1 788	1 519 9	
		1 488	1 820	2 270 0	
MICA MANUFACTURES OF 1 U KINGDOM 874 MEXICO 990 U STATES				3 59 6 42	71 139
		2 880 5		5 493 2	
		2 880 5		5 593 3	
ASPHALTUM OR ASPHALT 990 U STATES	CWT 1 394 7	41 963	2 664 4	7 774 6	71 141
		1 394 7	2 664 4	7 774 6	
ASPHALTUM OIL FOR PAVING	GAL				71 143
OIL FOR CONCENTRATION OF DRES 990 U STATES	GAL 2 033 4	35 089	27 323	4 632 9	71 151
		2 033 4	27 323	4 632 9	
CRUDE PETROLEUM 319 KUWAIT 323 QATAR 347 IRAN 369 SAUD ARAB 785 VENEZUELA 828 TRINIDAD	BBL 10 593 38 14 305 5 8 487 34 21 165 86 60 103 72 12 520 8	16 753 63 280 494 1 784 921 5 242 766 1 468 215 7 278 402	26 085 26 799 840 16 327 08 386 479 3 1 272 525 4 386 222	40 871 09 15 405 03 31 865 17 9 385 600 30 808 680 85 400 8	71 153

IMPORTS BY COMMODITIES AND COUNTRIES

Commodity and Country	FEBRUARY 1961		JANUARY TO FEBRUARY 1961		Class Number
	Quantity	Value (\$)	Quantity	Value (\$)	
DIATOMACEOUS EARTH					
990 U STATES	CWT				7193
	48470	105280	92775	201314	
	48470	105280	92775	201314	
EMERY IN BULK					
990 U STATES		13295		25818	7194
		13295		25818	
GRINDING WHEELS BONDED					
1 U KINGDOM		6033		32247	7195
44 BELG LUX		85		623	
54 FRANCE				258	
55 GERMANY W		10013		22045	
67 ITALY		840		1883	
73 NETHRLNDS				81	
76 NORWAY				946	
85 SWEDEN				70	
86 SWITZRLND		251		424	
427 UN SO AFR		100		100	
990 U STATES		105458		215313	
		122780		273990	
GRINDING STONES BLOCKS BONDED					
1 U KINGDOM				240	7196
55 GERMANY W		313		412	
85 SWEDEN		69		1023	
990 U STATES		21040		50030	
		21422		51705	
GRINDSTONES N O P	NO				7199
990 U STATES	8	131	8	131	
	8	131	8	131	
PUMICE PUMICE STONE LAVA TUSA					
67 ITALY				403	7200
990 U STATES		10072		16059	
		10072		16462	
COATED ABRASIVE PAPER CLOTH					
1 U KINGDOM		3856		6415	7202
55 GERMANY W		1808		8412	
76 NORWAY		890		998	
990 U STATES		83146		191668	
		89700		207493	
MFRS OF ABRASIVES N O P					
1 U KINGDOM				2172	7203
55 GERMANY W		1230		5451	
67 ITALY				668	
559 JAPAN		109		109	
990 U STATES		28678		83521	
		30017		91921	
BUILDING STONE N O P	CWT				7210
1 U KINGDOM			3755	41680	
990 U STATES	29058	39279	64322	83337	
	29058	39279	68077	125017	
GRANITE ROUGH					
53 FINLAND				917	7215
85 SWEDEN		2123		23264	
990 U STATES		6384		11516	
		8507		35697	
GRANITE SAWN					
85 SWEDEN		2067		2067	7216
990 U STATES		11522		12453	
		13589		14520	
GRANITE MANUFACTURES					
55 GERMANY W				7035	7218
85 SWEDEN		3230		4243	
990 U STATES		35922		57257	
		39152		68535	
GYPNUM	TON				
874 MEXICO	3600	10388	8600	24802	7221
990 U STATES	130	3275	971	8719	
	3730	13663	9571	33521	
LIME	CWT				
1 U KINGDOM	1922	1035	2122	1130	7223
990 U STATES	65554	44900	128683	86745	
	67476	45935	130805	87875	
PLASTER OF PARIS WALL PLASTER	CWT				
1 U KINGDOM			1000	488	7224
55 GERMANY W			55	117	
990 U STATES	14345	31010	27071	54344	
	14345	31010	28126	54949	
CEMENT MANUFACTURES N O P					
1 U KINGDOM		394		394	7226
67 ITALY		1118		1118	
990 U STATES		119821		254620	
		121333		256132	
WHITE PORTLAND CEMENT CLINKER	CWT				
990 U STATES	25029	28772	35117	40398	7227
	25029	28772	35117	40398	
CEMENT PORTLAND STANDARD	CWT				
990 U STATES	3079	3968	5852	7466	7228
	3079	3968	5852	7466	
CEMENT WHITE	CWT				
1 U KINGDOM	441	636	3084	4505	7229
44 BELG LUX			875	1330	
54 FRANCE	1750	2198	1750	2198	
990 U STATES	2054	4328	4058	8821	
	4245	7162	9767	16854	
CEMENT N O P	CWT				
1 U KINGDOM			2103	4310	7230
990 U STATES	1094	3908	2245	7116	
	1094	3908	4348	11426	

IMPORTS BY COMMODITIES AND COUNTRIES

Commodity and Country	FEBRUARY 1961		JANUARY TO FEBRUARY 1961		Class Number
	Quantity	Value (\$)	Quantity	Value (\$)	
MARBLE ROUGH 67 ITALY		2901		2901	7231
		2901		2901	
MARBLE SAWN 67 ITALY		10033		12201	7232
990 U STATES		18703		36810	
		28736		49011	
MARBLE FOR TOMBSTONES 990 U STATES		5782		6454	7233
		5782		6454	
MARBLE MANUFACTURES N O P 44 BELG LUX				931	7234
67 ITALY		2455		7302	
990 U STATES		584		10056	
		3039		18289	
MARBLE ORNAMENTAL FOR CHURCHES 67 ITALY		2841		4316	7235
		2841		4316	
ROOFING SLATE	50				7241
SLATE MANUFACTURES N O P 67 ITALY		86		147	7243
78 PORTUGAL		2801		2801	
990 U STATES		6838		8951	
		9725		11899	
CURLING STONES AND HANDLES 1 U KINGDOM	PAIR				7254
	256	10559	314	12927	
	256	10559	314	12927	
FELDSPAR 990 U STATES	CWT	2209	7625	7778	7256
		2209	7625	7778	
FLINT AND GROUND FLINT STONE 54 FRANCE	CWT		496	761	7257
990 U STATES		800	3393	3605	
		800	3889	4366	
FLUORSPAR 874 MEXICO	CWT	5712	113436	102413	7258
990 U STATES		936	2616	6000	
		6648	116052	108413	
MAG OX AND CARB FOR INSULATION 990 U STATES	CWT	1000	2000	8544	7261
		1000	2000	8544	
PHOSPHATE ROCK 1 U KINGDOM	CWT	665	665	300	7263
44 BELG LUX			2200	5441	
559 JAPAN		4410	8820	34577	
876 NETH ANT		9262	14077	29827	
990 U STATES		489951	1047024	622418	
		504288	1072786	692563	
SILICA SAND 990 U STATES	CWT	806533	1667240	325365	7264
		806533	1667240	325365	
SAND AND GRAVEL N O P 990 U STATES	TON				7265
	2247	9335	13760	24031	
	2247	9335	13760	24031	
SILEX OR CRYSTALLIZED QUARTZ 1 U KINGDOM	CWT	700	700	629	7266
752 BRAZIL		1	5	2243	
990 U STATES		19436	25345	27862	
		20137	26050	30734	
TALC OR SOAPSTONE 990 U STATES	CWT	22564	43385	91376	7268
		22564	43385	91376	
WHITING GILDERS PARIS WHITE 1 U KINGDOM	CWT	2438	3670	2820	7269
54 FRANCE		900	900	283	
990 U STATES		7937	16030	35180	
		11275	20600	38283	
STONE AND MANUFACTURES N O P 67 ITALY		951		951	7270
516 HONG KONG		250		250	
553 CHINA COM		647		815	
559 JAPAN		100		100	
990 U STATES		3347		10242	
		5295		12358	
ROOFING GRANULES 990 U STATES	CWT	36695	122613	113071	7271
		36695	122613	113071	
STONE CRUSHED 990 U STATES	TON				7272
	5192	29392	11624	61156	
	5192	29392	11624	61156	
QUARTZ PIEZO ELECTRIC 1 U KINGDOM	LB	54	54	502	7273
752 BRAZIL		4	664	6595	
990 U STATES		485	944	30153	
		543	1662	37250	
MAGNESIA DEAD BURNED SINTERED 67 ITALY	CWT	1252	1252	4665	7274
990 U STATES		35091	41391	195837	
		36343	42643	200502	
MAGNESIA CAUSTIC CALCINEO 43 AUSTRIA	CWT		300	792	7275
990 U STATES		4329	8244	28287	
		4329	8544	29079	
ELECTRIC OR BLAST FURNACE SLAG 990 U STATES	CWT				7280
		19966	76755	8690	
		19966	76755	8690	

IMPORTS BY COMMODITIES AND COUNTRIES

Commodity and Country	FEBRUARY 1961		JANUARY TO FEBRUARY 1961		Class Number
	Quantity	Value (\$)	Quantity	Value (\$)	
BARYTES					
55 GERMANY W			400	626	7281
990 U STATES					
	3840	9878	6814	17244	
	3840	9878	7214	17870	
CARBONS 3 TO 35 INCHES CIRCUM					
1 U KINGDOM		2025		4627	7282
54 FRANCE				437	
55 GERMANY W		75		75	
559 JAPAN				684	
990 U STATES		46758		88654	
		48858		94477	
CARBONS OVER 35 INCHES CIRCUM					
1 U KINGDOM				23053	7283
54 FRANCE		19594		38892	
55 GERMANY W				368	
559 JAPAN		51379		138537	
990 U STATES		23530		25728	
		94503		226578	
ELECTRIC LIGHT CARBONS N O P					
1 U KINGDOM	LB	189	266	6458	7284
54 FRANCE		1656	2961	5839	
990 U STATES		217359	34505	489871	
		219204	37732	502168	
CRAYONS					
1 U KINGDOM		383		1643	7285
54 FRANCE		89		358	
55 GERMANY W		186		659	
559 JAPAN				1038	
990 U STATES		20281		51971	
		20939		55669	
DIAMONDS UNSET					
1 U KINGDOM	CARAT	345	74769	590	7286
44 BELG LUX		2495	347513	4873	
73 NETHRLNDS		230	41894	312	
355 ISRAEL		723	84055	1631	
427 UN SO AFR				49	
990 U STATES		666	97010	1078	
		4459	645241	8533	
				1247691	
FOUNDRY FACINGS OF ALL KINDS					
990 U STATES		12901		20707	7288
		12901		20707	
FULLERS EARTH IN BULK ONLY					
55 GERMANY W				858	7289
990 U STATES		14351		25045	
		14351		25903	
GAS IMPORTED BY PIPE LINE					
990 U STATES	M C F	10208	2527	20648	7290
		10208	2527	20648	
INSULATORS ELECTRIC N O P					
1 U KINGDOM			4793		7291
86 SWITZRLND				10032	
990 U STATES			29679	904	
			34472	63370	
				74306	
MAGNESIA PIPE COVERING					
990 U STATES				906	7292
				906	
MINERAL WOOL					
990 U STATES	LB	488301	33007	693561	7295
		488301	33007	693561	
SALT TABLE					
1 U KINGDOM	CWT	100	95	200	7296
990 U STATES		1494	7920	3713	
		1594	8015	3913	
SALT FOR FISHERIES					
1 U KINGDOM	CWT			448	7297
813 BAHAMAS		76160	18945	76160	
990 U STATES				11000	
		76160	18945	87608	
				21728	
SALT IN BULK N O P					
874 MEXICO	CWT			258160	7298
990 U STATES		73498	17475	98911	
		73498	17475	357071	
				40179	
SALT IN BAGS BARRELS					
1 U KINGDOM	CWT	400	364	1288	7299
990 U STATES		11004	11382	26418	
		11404	11746	27706	
SULPHUR AND BRIMSTONE					
990 U STATES	CWT	121888	119143	241288	7300
		121888	119143	241288	
MINERAL SUBSTANCES N O P					
1 U KINGDOM			8052		7301
44 BELG LUX			113		
49 DENMARK			53		
54 FRANCE				2774	
55 GERMANY W			1515		
67 ITALY			3104		
85 SWEDEN			258		
516 HONG KONG			86		
559 JAPAN			510		
990 U STATES		433694		874086	
		447385		914879	
VERMICULITE CRUDE					
427 UN SO AFR			2457		7302
990 U STATES			27620		
			30077		
				4870	
				54305	
				59175	

IMPORTS BY COMMODITIES AND COUNTRIES

Commodity and Country	FEBRUARY 1961		JANUARY TO FEBRUARY 1961		Class Number
	Quantity	Value (\$)	Quantity	Value (\$)	
ANDALUSITE KYANITE MULLITE ETC 990 U STATES	CWT 1910	9364	3171	15361	7304
DRILLING MUD	CWT 18914	23659	41618	48782	7305
990 U STATES	18914	23659	41618	48782	
TILES FLOOR AND WALL VINYL	SO FT 32325	7166	334139	48453	7310
1 U KINGDOM	7847	1135	7847	1135	
44 BELG LUX			68000	5778	
559 JAPAN	166631	39695	310266	73549	
990 U STATES	206803	47996	720252	128915	
TILES FLOOR AND WALL ASPHALT	SO FT 29084	2725	60446	5651	7311
990 U STATES	29084	2725	60446	5651	
TILES FLOOR AND WALL N O P	SO FT 2592257	232460	4812043	436309	7312
1 U KINGDOM			14036	903	
55 GERMANY W	133062	29803	210874	45293	
990 U STATES	2725319	262263	5036953	482505	
ACOUSTIC AND CEILING TILES	SO FT 204800	9791	39060	2058	7315
53 FINLAND			398933	19958	
85 SWEDEN	1623341	288796	3060053	534621	
990 U STATES	1828141	298587	3498046	556637	

IMPORTS BY COMMODITIES AND COUNTRIES

Commodity and Country	FEBRUARY 1961		JANUARY TO FEBRUARY 1961		Class Number
	Quantity	Value (\$)	Quantity	Value (\$)	
<u>GROUP B</u>					
<u>CHEMICALS AND ALLIED PRODUCTS</u>					
ACID BORACIC 25 LBS OR OVER 990 U STATES	LB 175700	12287	524100	32734	8001
	175700	12287	524100	32734	
ACID HYDROFLUOSILICIC 990 U STATES	LB 24070	1596	39360	2851	8002
	24070	1596	39360	2851	
ACID MURIATIC 990 U STATES	LB 60012	900	205550	3323	8003
	60012	900	205550	3323	
ACETYSALICYLIC ACID 1 U KINGDOM 54 FRANCE 990 U STATES	LB 44800	24314	171024	96244	8004
			10000	4286	
	28750	14469	29050	14663	
	73550	38783	210074	115193	
ACID NITRIC 990 U STATES	LB 20727	2210	38769	4293	8005
	20727	2210	38769	4293	
ACID PHOSPHORIC 990 U STATES	LB 2804	2239	2804	2239	8006
	2804	2239	2804	2239	
ACID SULPHURIC 990 U STATES	LB 1668584	13609	3076147	26040	8008
	1668584	13609	3076147	26040	
ACID LACTIC 1 U KINGDOM 73 NETHRLNDS 990 U STATES	LB 2325	518	2750	732	8009
	1062	136	2325	518	
	990	1062	1062	136	
	3387	654	6137	1386	
ACID NICOTINIC 49 DENMARK 54 FRANCE 85 SWEDEN 86 SWITZRLND 990 U STATES	LB 2200	2682	2530	3154	8010
	2200	2697	2200	2697	
	2240	2898	2240	2898	
	9900	13941	9900	13941	
	2555	1689	8717	10387	
	19095	23907	25587	33077	
SALICYLIC ACID 54 FRANCE 990 U STATES	LB 900	355	560	151	8011
	900	355	1610	650	
			2170	801	
ACID ACETIC AND PYROLIGNEOUS 990 U STATES	GAL 15	122	30	268	8012
	15	122	30	268	
ACID CRESYLIC 1 U KINGDOM 990 U STATES	LB 9000	1071	18522	1700	8015
	2354	252	86987	10042	
	11354	1323	105509	11742	
XANTHATES FOR ORES 55 GERMANY W 990 U STATES	LB 10000	2342	21023	4089	8016
	261710	64083	506910	134048	
	271710	66425	527933	138137	
ACID OXALIC 55 GERMANY W 990 U STATES	LB 37446	3598	14355	1760	8017
	37446	3598	37446	3598	
			51801	5358	
ACID TANNIC 54 FRANCE 990 U STATES	LB 5512	8636	5512	8636	8020
	3175	3219	5050	5351	
	8687	11855	10562	13987	
TARTARIC ACID CRYSTAL OR POWD 1 U KINGDOM 990 U STATES	LB 56400	21003	139400	51930	8021
	382	159	1012	429	
	56782	21162	140412	52359	
ACIDS N O P 1 U KINGDOM 49 DENMARK 54 FRANCE 55 GERMANY W 86 SWITZRLND 758 COLOMBIA 990 U STATES	LB 49558	19113	117738	36929	8022
			29984	6327	
	1653	1340	30267	8985	
	229715	31738	237893	38793	
			10747	8097	
			30738	3031	
	559632	130228	982349	240869	
	840558	182419	1439716	343031	
ACID ARSENIC 990 U STATES	LB 159742	6186	262364	10183	8023
	159742	6186	262364	10183	
ASCORBIC ACID 55 GERMANY W 990 U STATES		12014		23788	8024
		11624		35555	
		23638		59343	
ACID FORMIC 55 GERMANY W 73 NETHRLNDS 990 U STATES	LB 3086	315	3086	315	8025
			6160	512	
	743	413	743	413	
	3829	728	9989	1240	
ACID CHROMIC 1 U KINGDOM 55 GERMANY W 990 U STATES	LB 4409	1238	10000	3111	8026
	48700	14052	8818	2476	
	53109	15290	200400	55488	
			219218	61075	

IMPORTS BY COMMODITIES AND COUNTRIES

Commodity and Country	FEBRUARY 1961		JANUARY TO FEBRUARY 1961		Class Number
	Quantity	Value (\$)	Quantity	Value (\$)	
ACID CARBOLIC OR PHENOL 990 U STATES	LB		521510	86037	8027
			521510	86037	
AMYL ALCOHOL 990 U STATES	GAL	5572	18906	29349	8032
		10257	18906	29349	
BUTYL ALCOHOL 990 U STATES	LB	181658	185358	26350	8034
		25763	185358	26350	
METHYL ETHYL KETONE ETC 990 U STATES	LB	163243	299665	37512	8035
		20274	299665	37512	
ETHYL AND METHYL ALCOHOL 990 U STATES	GAL	24572	25451	9443	8036
		7718	25451	9443	
ISOPROPYL ALCOHOL 990 U STATES	GAL	29	450	305	8038
		50	450	305	
CELLULOSE ACETATE PHOTO FILM 990 U STATES				189206	8046
		83251		189206	
CAFFEINE AND SALTS 86 SWITZRLND 990 U STATES	LB		4400	8111	8052
			202	284	
			4602	8395	
COCAINE 1 U KINGDOM	OZ	55	55	368	8053
		368	55	368	
CODEINE AND SALTS 1 U KINGDOM 55 GERMANY W	OZ	6009	25463	126453	8054
		30040	1767	8215	
		6009	27230	134668	
OPIUM AND DERIVATIVES N O P 1 U KINGDOM 73 NETHRLNDS 990 U STATES	OZ	2590	2590	10223	8056
		376	376	2040	
		98	120	884	
		3064	3086	13147	
QUININE SALTS	OZ				8059
PREPARATIONS WEED KILLING 1 U KINGDOM 55 GERMANY W 86 SWITZRLND 990 U STATES				80279	8069
		80279		16408	
				18550	
		226019		414107	
		322706		529344	
NICOTINE AND SALT FOR SPRAYING 1 U KINGDOM 990 U STATES	LB		5000	6651	8070
		270	270	342	
		270	5270	6993	
CHLOROPICRIN INSECTICIDES 990 U STATES				2192	8071
				3563	
SPRAYS IN PKGS NOT OVER 3 LBS 1 U KINGDOM 73 NETHRLNDS 559 JAPAN 990 U STATES				8396	8072
				1159	
				307	
		28726		84697	
		38281		101976	
DISINFECTANTS DIPS SPRAYS N O P 1 U KINGDOM 54 FRANCE 55 GERMANY W 73 NETHRLNDS 86 SWITZRLND 990 U STATES				15939	8073
				70230	
				2845	
		7819		13712	
		1054		15241	
		1895		1895	
		1073632		1791448	
		1100339		1895371	
MEDICINAL PREPARATIONS DRY 1 U KINGDOM 43 AUSTRIA 49 DENMARK 54 FRANCE 55 GERMANY W 64 IRELAND 67 ITALY 73 NETHRLNDS 85 SWEDEN 86 SWITZRLND 355 ISRAEL 516 HONG KONG 559 JAPAN 990 U STATES				85817	8074
				171663	
		142		142	
		3110		6818	
		5663		15157	
		22302		31445	
		159		159	
		875		1038	
		1179		3517	
		60		60	
		5687		53632	
				390	
		2728		5244	
		296		473	
		422463		946863	
		550481		1236601	
MEDICINAL PREPARATIONS LIQUID 1 U KINGDOM 54 FRANCE 55 GERMANY W 67 ITALY 85 SWEDEN 86 SWITZRLND 516 HONG KONG 990 U STATES				1552	8075
				3816	
		2391		16475	
		797		2455	
		80		80	
		218		218	
		1388		1388	
		438		438	
		157977		305907	
		164841		330777	
MEDICINAL PREPARATIONS OTHER 1 U KINGDOM 54 FRAMCE 516 HONG KONG				1730	8076
				167	
		193		476	

IMPORTS BY COMMODITIES AND COUNTRIES

Commodity and Country	FEBRUARY 1961		JANUARY TO FEBRUARY 1961		Class Number	
	Quantity	Value (\$)	Quantity	Value (\$)		
990 U STATES		3177		9498		
MENTHOL NATURAL OR SYNTHETIC		3370		11871	8078	
1 U KINGDOM		15582		15582		
55 GERMANY W				35672		
553 CHINA COM		13454		13454		
578 TAIWAN		9584		14059		
752 BRAZIL				30570		
990 U STATES		6702		7009		
PAPAIN		45322		116346	8079	
990 U STATES		6965		7085		
SPIRITS AND STRONG WATERS NOP		6965		7085	8081	
1 U KINGDOM			2	63		
516 HONG KONG	129	656	760	4073		
990 U STATES	140	2453	280	4206		
EXTRACT OF CASCARA SAGRADA	269	3109	1042	8342	8082	
990 U STATES		985		2016		
PENICILLIN AND PRODUCTS		985		2016	8083	
1 U KINGDOM		12534		15802		
49 DENMARK		10209		23049		
54 FRANCE		53		53		
990 U STATES		65592		159765		
STREPTOMYCIN AND PRODUCTS		88388		198669	8084	
1 U KINGDOM		5269		14893		
49 DENMARK		7676		13981		
73 NETHRLNDS		373		373		
990 U STATES		28279		56915		
SULPHA DRUGS		41597		86162	8085	
1 U KINGDDM		11215		12119		
49 DENMARK		1776		5839		
55 GERMANY W				137		
73 NETHRLNDS				4384		
86 SWITZRLND		33310		93203		
990 U STATES		23001		70881		
ANTIBIOTICS N O P		69302		186563	8086	
1 U KINGDOM		30413		80686		
49 DENMARK		7793		13705		
54 FRANCE		1123		1123		
55 GERMANY W				1613		
67 ITALY		1881		8139		
73 NETHRLNDS		584		584		
246 CZECHO S		6339		6339		
990 U STATES		450645		926234		
ANILINE DYES 1 LB OR OVER	LB	498778		1038423	8091	
1 U KINGDOM	85729	97947	235491	224304		
44 BELG LUX	1100	2070	1100	2070		
54 FRANCE	20916	11775	38619	29988		
55 GERMANY W	42222	54731	120471	169727		
67 ITALY	9500	6195	16194	9514		
73 NETHRLNDS	3940	4730	6642	9387		
86 SWITZRLND	53312	109671	104609	207816		
990 U STATES	335805	432780	670971	859244		
ANILINE AND COAL TAR DYES NOP	LB	552524	719899	1194097	1512050	8092
990 U STATES			3	1828		
ANILINE OIL SALTS ALIZARIN	LB		3	1828	8094	
1 U KINGDOM	50	89	150	444		
86 SWITZRLND			250	101		
990 U STATES	108	68	1008	201		
COAL TAR BASE OR SALT FOR DYES	LB	158	157	1408	746	8095
1 U KINGDOM	11762	5880	13563	9232		
55 GERMANY W	8678	8017	15189	12572		
67 ITALY			500	588		
990 U STATES	39059	34218	65845	56418		
CHEM COMP FOR DYEING TANNING NOP	CWT	59499	48115	95097	78810	8104
1 U KINGDOM	455	10600	463	11681		
49 DENMARK			3	1335		
54 FRANCE	4	70	4	70		
55 GERMANY W	2229	45753	4426	87244		
86 SWITZRLND	68	2911	347	6128		
990 U STATES	8672	142698	13283	209701		
BASIC CHROMIC SULPHATE	CWT	11428	202032	18526	316159	8105
1 U KINGDOM			55	649		
990 U STATES	2620	28062	6565	68542		
INDIGO INDIGO PASTE OR EXTRACT	CWT	2620	28062	6620	69191	8106
990 U STATES	5	629	5	629		
LOGWOOD AND FUSTIC EXTRACT	CWT	5	629	5	629	8109
990 U STATES			37	1535		
QUEBRACHO EXTRACT	CWT		37	1535	8111	
744 ARGENTINA	641	3031	4195	22528		
769 PARAGUAY	2314	20421	2314	20421		

IMPORTS BY COMMODITIES AND COUNTRIES

Commodity and Country	FEBRUARY 1961		JANUARY TO FEBRUARY 1961		Class Number
	Quantity	Value (\$)	Quantity	Value (\$)	
990 U STATES	1986	13723	3298	23280	
TERRA JAPONICA GAMBIE CUTCH	4941	37175	9807	66229	8113
1 U KINGDOM	88	1053	770	6600	
524 MALAYA	112	923	112	923	
TURMERIC	200	1976	882	7523	8114
519 INDIA	59	1006	126	1807	
NON EDIBLE SEEDS BEANS NUTS	59	1006	126	1807	
1 U KINGDOM			134	997	8115
990 U STATES	82	981	112	1801	
CHESTNUT EXTRACT	82	981	246	2798	8116
54 FRANCE	551	4325	551	4325	
67 ITALY	1100	7313	1100	7313	
990 U STATES	1000	8651	1000	8651	
SPRUCE EXTRACT	2651	20289	2651	20289	8117
MYROBALAN EXTRACT					8118
WATTLE EXTRACT					8119
EXTRACTS N O P DYEING TANNING					8121
1 U KINGDOM	10	398	10	398	
990 U STATES	1540	25095	2059	42349	
RINITROTOLUOL FOR EXPLOSIVES	1550	25493	2069	42747	8131
990 U STATES	244520	21659	244520	21659	
NITRATE COMPOUNDS NOP FOR EXPL	244520	21659	244520	21659	8132
990 U STATES	52400	5943	98000	11054	
BLASTING AND MINING POWDER	52400	5943	98000	11054	8133
990 U STATES	50000	7960	50000	7960	
DYNAMITE AND NITRO GLYCERINE	50000	7960	50000	7960	8134
990 U STATES	600	510	600	510	
FIREWORKS FIRECRACKERS	600	510	600	510	8135
1 U KINGDOM		3671		5992	
55 GERMANY W				727	
516 HONG KONG		29824		50322	
990 U STATES		2155		2343	
FUSE NON METALLIC		35650		59384	8136
990 U STATES		603		1242	
GUN RIFLE SPORTING POWDER		603		1242	8137
990 U STATES	23166	24827	66473	73581	
EXPLOSIVES N O P	23166	24827	66473	73581	8138
990 U STATES	1099	3603	121276	36979	
NITROGEN SOLUTION	1099	3603	121276	36979	8149
990 U STATES	33446	98994	94262	283518	
NITROGEN FERTILIZER N O P	33446	98994	94262	283518	8150
990 U STATES	1100	11629	1100	11629	
AMMONIUM SULPHATE	1100	11629	1100	11629	8151
1 U KINGDOM	351	1046	351	1046	
990 U STATES	4815	8345	8346	15086	
BASIC SLAG	5166	9391	8697	16132	8152
POTASH MURIATE OF					8155
54 FRANCE			26455	29150	
55 GERMANY W	63800	76579	95200	118851	
990 U STATES	140405	167452	328821	374806	
POTASH SULPHATE OF	204205	244031	450476	522807	8156
990 U STATES	33784	63777	63355	120849	
SODA NITRATE OR CUBIC NITRE	33784	63777	63355	120849	8157
55 GERMANY W	44	214	44	214	
755 CHILE	6000	13980	9620	22360	
990 U STATES	3900	10105	7305	18942	
TRIPLE SUPERPHOSPHATE	9944	24299	16969	41516	8161
990 U STATES	28524	75242	49473	128157	
SUPERPHOSPHATE N O P	28524	75242	49473	128157	8162
990 U STATES	207919	188165	362082	328889	
PHOSPHATE FERTILIZER N O P	207919	188165	362082	328889	8163
990 U STATES	3447	18741	4294	22945	
SULPHATE OF POTASH MAGNESIA	3447	18741	4294	22945	8164
990 U STATES	16274	11480	24102	16967	
FERTILIZER MIXED	16274	11480	24102	16967	8166
1 U KINGDOM			22	1372	
990 U STATES	8312	66528	12274	115187	
	8312	66528	12296	116559	

IMPORTS BY COMMODITIES AND COUNTRIES

Commodity and Country	FEBRUARY 1961		JANUARY TO FEBRUARY 1961		Class Number
	Quantity	Value (\$)	Quantity	Value (\$)	
FERTILIZER MATERIALS N O P	CWT				8167
85 SWEDEN	133	14665	133	14665	
559 JAPAN	40	154	2040	7509	
990 U STATES	19174	45805	33003	73398	
	19347	60624	35176	95572	
LITHARGE	CWT				8171
1 U KINGDOM			40	628	
990 U STATES	217	4918	996	15622	
	217	4918	1036	16250	
LEAD RED DRY ORANGE MINERAL	LB				8172
1 U KINGDOM	2000	277	14000	1783	
990 U STATES	2350	663	2350	663	
	4350	940	16350	2446	
LEAD WHITE	LB				8173
990 U STATES	50000	5970	50000	5970	
	50000	5970	50000	5970	
ANTIMONY OXIDE	LB				8179
1 U KINGDOM	560	176	560	176	
990 U STATES	400	111	400	111	
	960	287	960	287	
LAMP BLACK	LB				8180
990 U STATES	5530	1051	21743	4448	
	5530	1051	21743	4448	
TITANIUM OXIDE	LB				8181
1 U KINGDOM	1097000	235692	2933984	632934	
246 CZECHO S			15000	2575	
990 U STATES	2869860	339306	4951215	570104	
	3966860	574998	7900199	1205613	
CARBON BLACK	LB				8182
990 U STATES	1471347	109651	3364258	279769	
	1471347	109651	3364258	279769	
BONE BLACK AND IVORY BLACK	LB				8183
990 U STATES	32463	5582	43463	7782	
	32463	5582	43463	7782	
BLANC FIXE AND SATIN WHITE	LB				8184
1 U KINGDOM			5839	2072	
55 GERMANY W	40000	1323	40000	1323	
990 U STATES	55802	3261	173638	7948	
	95802	4584	219477	11343	
BRONZE POWDER	LB				8185
1 U KINGDOM	1515	1678	1515	1678	
55 GERMANY W	3000	1691	4100	2679	
990 U STATES	2183	2758	2535	3100	
	6698	6127	8150	7457	
LITHOPONE	LB				8186
1 U KINGDOM			6720	421	
73 NETHRLNDS			40000	2114	
990 U STATES			49200	5067	
			95920	7602	
OXIDE OF COBALT	LB				8187
990 U STATES	200	355	200	355	
	200	355	200	355	
OXIDE OF COPPER	LB				8188
990 U STATES	637	280	1037	416	
	637	280	1037	416	
OXIDES FILLERS COLOURS DRY N O P	LB				8189
1 U KINGDOM	37111	23192	109299	65848	
49 DENMARK	9519	7642	17324	17385	
54 FRANCE			231	1012	
55 GERMANY W	39876	3570	42705	5551	
73 NETHRLNDS	1680	547	1680	547	
82 SPAIN	22058	572	66172	1577	
86 SWITZRLND	2012	4637	2562	5631	
990 U STATES	360165	214332	998688	427457	
	472421	254492	1238661	525008	
PARIS GREEN DRY	LB				8190
990 U STATES	15000	4142	16000	4522	
	15000	4142	16000	4522	
ULTRAMARINE BLUE DRY OR PULP	LB				8192
1 U KINGDOM	2000	438	11240	2383	
990 U STATES	8320	2139	13870	3795	
	10320	2577	25110	6178	
ZINC WHITE OXIDE	LB				8193
1 U KINGDOM			63000	7527	
85 SWEDEN			198078	23790	
990 U STATES	118904	15085	206304	27479	
	118904	15085	467382	58796	
OXIDE OF TIN	LB				8194
1 U KINGDOM	1188	1104	1636	1532	
990 U STATES	2362	3468	2462	3579	
	3550	4572	4098	5111	
OCHRES SIENNAS AND UMBERS	LB				8201
1 U KINGDOM	7140	291	9380	353	
990 U STATES	13300	1625	78400	6468	
	20440	1916	87780	6821	
PUTTY	LB				8202
1 U KINGDOM	112	67	327	137	
55 GERMANY W	273	117	273	117	
990 U STATES	27957	8295	66731	17740	
	28342	8479	67331	17994	
ARTISTS AND CHILDRENS COLOURS					8211
1 U KINGDOM		45190		71379	
44 BELG LUX				106	
54 FRANCE				56	
55 GERMANY W				6558	
73 NETHRLNDS		890		948	

IMPORTS BY COMMODITIES AND COUNTRIES

Commodity and Country	FEBRUARY 1961		JANUARY TO FEBRUARY 1961		Class Number
	Quantity	Value (\$)	Quantity	Value (\$)	
559 JAPAN		187		930	
990 U STATES		39717		101576	
LIQUID FILLERS AND PAINTS N O P		85984		181553	
1 U KINGDOM	GAL				8213
49 DENMARK	301	1627	725	3389	
55 GERMANY W	183	356	183	356	
85 SWEDEN	15	77	952	3081	
559 JAPAN	110	388	141	515	
622 NEW ZEAL	12	80	12	80	
990 U STATES	48	319	48	319	
	44383	234964	86585	436621	
SPIRIT VARNISHES AND LACQUERS		237811	88646	444361	
1 U KINGDOM	GAL				8214
54 FRANCE	47	1015	346	2337	
55 GERMANY W	110	357	110	357	
85 SWEDEN	103	607	971	6049	
86 SWITZRLND			59	467	
990 U STATES			16	125	
	9648	71940	17632	117986	
	9908	73919	19134	127321	
STAINS AND OXIDES					
1 U KINGDOM	LB				8215
54 FRANCE	59581	12839	72145	17953	
55 GERMANY W	892	484	892	484	
990 U STATES	480	5654	480	5654	
	21360	28302	37792	48071	
	82313	47279	111309	72162	
VARNISHES LACQUERS JAPANS N O P					
1 U KINGDOM	GAL				8216
55 GERMANY W	480	957	1426	5439	
85 SWEDEN	44	122	86	216	
990 U STATES	473	1760	473	1760	
	28821	94692	49050	175794	
	29818	97531	51035	183209	
ALCOHOLIC PERFUMES UNDER 4 OZ					
1 U KINGDOM					8221
54 FRANCE		1345		3161	
55 GERMANY W		16203		23240	
67 ITALY		553		2306	
73 NETHRLNDS		60		162	
82 SPAIN		942		942	
990 U STATES		357		615	
		12107		21999	
		31567		52425	
ALCOHOLIC PERFUMES OVER 4 OZ					
54 FRANCE	GAL				8222
55 GERMANY W	51	2395	58	3428	
990 U STATES			53	617	
	113	2775	131	3397	
	164	5170	242	7442	
PERFUMERY TOILET PREPARATIONS					
1 U KINGDOM					8224
54 FRANCE		5297		11567	
55 GERMANY W		9294		17377	
67 ITALY		9466		13054	
73 NETHRLNDS		2737		3032	
85 SWEDEN		82		1079	
86 SWITZRLND				85	
990 U STATES		2106		2214	
		135214		223504	
		164196		271912	
COMMON OR LAUNDRY SOAP					
73 NETHRLNDS	LB		1200	123	8232
990 U STATES					
	34000	5372	68850	10888	
	34000	5372	70050	11011	
LIQUID SOAP					
1 U KINGDOM	LB				8234
73 NETHRLNDS	600	68	600	68	
990 U STATES			172	189	
	108117	30186	262358	68181	
	108717	30254	263130	68438	
SOAP POWDERS AND FLAKES					
1 U KINGDOM	LB				8235
990 U STATES			6960	617	
	260569	46277	565021	86888	
	260569	46277	571981	87505	
TOILET SOAP					
1 U KINGDOM					8236
54 FRANCE		3046		6370	
55 GERMANY W		1596		1816	
67 ITALY		345		1464	
73 NETHRLNDS		329		329	
85 SWEDEN		964		1084	
990 U STATES				79	
		12729		22352	
		19009		33494	
SOAP N O P					
1 U KINGDOM				70	8238
54 FRANCE		565		565	
990 U STATES		8083		19574	
		8648		20209	
ALUM IN BULK NOT CALCINED					
1 U KINGDOM	CWT		100	340	8251
990 U STATES			412	2067	
	7	61	512	2407	
CHLORIDE OF ALUMINUM					
990 U STATES	CWT				8252
	24	643	701	3979	
	24	643	701	3979	
SULPHATE OF IRON COPPERAS					
559 JAPAN	CWT				8253
990 U STATES					
	2204	1330	2660	1538	
	2318	2777	3518	5990	
	4522	4107	6178	7528	
SULPHATE OF ALUMINA ALUM CAKE					
990 U STATES	CWT				8254
	4369	9123	7951	16627	
	4369	9123	7951	16627	

IMPORTS BY COMMODITIES AND COUNTRIES

Commodity and Country	FEBRUARY 1961		JANUARY TO FEBRUARY 1961		Cross Reference
	Quantity	Value (\$)	Quantity	Value (\$)	
AMMONIA NITRATE 990 U STATES	LB				8261
	8325	909	15265	1745	
	8325	909	15265	1745	
SAL AMMONIAC 990 U STATES	LB		830	142	8262
			830	142	
SAL AMMONIAC SKIMMINGS 990 U STATES	LB	50000	51149	5636	8263
		5348	51149	5636	
AMMONIA COMPOUNDS N O P 1 U KINGDOM	LB	15827	40995	10014	8264
55 GERMANY W		47323	71523	4257	
990 U STATES		606345	950320	126198	
		662495	1062838	140469	
AMMONIA ANHYDROUS 990 U STATES	LB	983800	1553250	55143	8265
		34399	1553250	55143	
ANTIMONY SALTS TARTAR EMETIC 990 U STATES	LB	3118	4841	2728	8271
		1663	4841	2728	
COPPER SULPHATE 990 U STATES	LB	41500	88738	10726	8275
		5151	88738	10726	
TIN BICHLORIDE TIN CRYSTALS 990 U STATES	LB	900	1254	1461	8277
		1033	1254	1461	
ZINC CHLORIDE 1 U KINGDOM	LB	4480	4480	451	8278
55 GERMANY W		2200	2200	238	
990 U STATES		1000	3979	1482	
		7680	10659	2171	
ZINC SULPHATE 44 BELG LUX	LB		30000	1318	8279
990 U STATES		900	1500	409	
		900	31500	1727	
BISMUTH SALTS 1 U KINGDOM	LB	1430	1895	4526	8291
		3421	1895	4526	
LEAD ACETATE NOT GROUND 990 U STATES	LB		515	166	8292
			515	166	
LEAD ARSENATE 990 U STATES	LB				8293
LEAD NITRATE NOT GROUND 1 U KINGDOM	LB		40000	4438	8294
990 U STATES			5200	1150	
			45200	5588	
BROMINE 990 U STATES	LB	15150	19053	7195	8301
		5507	19053	7195	
CHLORINE LIQUID CHLORINE GAS 990 U STATES	LB	7070000	8547250	242814	8303
		199496	8547250	242814	
IODINE CRUDE 755 CHILE	LB	8355	19258	21084	8304
990 U STATES		880	2496	2439	
		9235	21754	23523	
IODIZED SALTS FOR ANIMALS 990 U STATES				1748	8305
				1748	
CALCIUM ARSENATE	LB				8311
CALCIUM CHLORIDE 990 U STATES	CWT	7752	22930	41644	8315
		14434	22930	41644	
CHLORIDE OF LIME 1 U KINGDOM	CWT	20	20	82	8316
559 JAPAN		55	55	877	
990 U STATES		345	1548	23901	
		420	1623	24860	
CALCIUM MOLYBDATE 990 U STATES	LB	4714	4714	10995	8318
		10995	4714	10995	
CALCIUM COMPS NOP EXC CITRATE 1 U KINGDOM	LB	110	8846	936	8319
49 DENMARK			600	312	
55 GERMANY W		5022	5022	1145	
73 NETHRLNDS		2811	2811	1106	
86 SWITZRLND		441	661	5704	
990 U STATES		595443	1221185	122715	
		603827	1239125	131918	
CREAM OF TARTAR IN CRYSTALS 1 U KINGDOM	LB		1000	287	8322
			1000	287	
POTASH AND PEARL ASH 990 U STATES	LB	27995	84035	8622	8323
		3853	84035	8622	
POTASH BICHRIMATE 1 U KINGDOM	LB	5000	5000	884	8326
990 U STATES		300	5600	948	
		5300	10600	1832	
POTASH CAUSTIC 54 FRANCE	LB		52787	3876	8327
55 GERMANY W		37919	55975	5190	
990 U STATES		200370	397129	31663	
		238289	505891	40729	

IMPORTS BY COMMODITIES AND COUNTRIES

Commodity and Country	FEBRUARY 1961		JANUARY TO FEBRUARY 1961		Class Number
	Quantity	Value (\$)	Quantity	Value (\$)	
POTASH CHLORATE GROUND 990 U STATES	LB		4000	745	8329
			4000	745	
POTASH RED OR YELLOW PRUSSIATE 55 GERMANY W 990 U STATES	LB	2200 398 507 274	2200 398 936 687		8330
		2707 672	3136 1085		
POTASH NITRATE OR SALTPETRE 55 GERMANY W	LB	71940 5461	71940 5461		8331
		71940 5461	71940 5461		
POTASH COMPOUNDS N O P 1 U KINGDOM 54 FRANCE 55 GERMANY W 73 NETHRLNDS 990 U STATES	LB	224000 5146	225878 7592		8332
			1000 1123		
			220 276		
		3307 346	3307 346		
		1150584 73243	2008745 156347		
		1377891 78735	2239150 165684		
CLEANING COMPOUNDS SODIUM BASE 990 U STATES	LB	1984500 301740	4009876 601660		8337
		1984500 301740	4009876 601660		
SODA BENZOATE	LB				8338
SODA BROMIDE 990 U STATES	LB	2900 1114	3700 1396		8339
		2900 1114	3700 1396		
SODA CITRATE	LB				8340
BORAX 990 U STATES	LB	1023060 33644	2252560 71938		8342
		1023060 33644	2252560 71938		
GLAUBER SALTS 990 U STATES	LB	1975 381	12875 720		8343
		1975 381	12875 720		
SODA ARSENIATE BINARSENATE 990 U STATES	LB	7593 4541	9743 5985		8344
		7593 4541	9743 5985		
SODA ASH OR BARILLA 1 U KINGDOM 990 U STATES	LB	40000 662	484800 8026		8345
		1845085 32805	3535980 62238		
		1885085 33467	4020780 70264		
SODA BICARBONATE 1 U KINGDOM 990 U STATES	LB	160000 3251	500000 9837		8346
		1168460 31170	2097060 55865		
		1328460 34421	2597060 65702		
SODA BICROMATE 1 U KINGDOM 990 U STATES	LB	174264 21776	256824 32382		8347
		576375 59686	858720 91734		
		750639 81462	1115544 124116		
SODA BISULPHATE OR NITRE CAKE 990 U STATES	LB	196520 4447	511635 11082		8348
		196520 4447	511635 11082		
SODA BISULPHITE 1 U KINGDOM 55 GERMANY W 990 U STATES	LB	69600 3480	149600 7975		8349
		40000 1800	40000 1800		
		24000 1242	35000 1775		
		133600 6522	224600 11550		
SODA CAUSTIC N O P 1 U KINGDOM 990 U STATES	LB	482218 27433	33600 1562		8350
		482218 27433	850965 47974		
			884565 49536		
SODA CAUSTIC IN SOLUTION 990 U STATES	LB	21413388 278125	23288155 303463		8352
		21413388 278125	23288155 303463		
SODA CHLORATE	LB				8353
SODIUM CYANIDE 1 U KINGDOM 55 GERMANY W 990 U STATES	LB	223457 29421	631537 81770		8354
		55000 7334	55000 7334		
		19416 3434	58916 10325		
		297873 40189	745453 99429		
SODIUM GLUTAMATE 54 FRANCE 55 GERMANY W 67 ITALY 73 NETHRLNDS 559 JAPAN 990 U STATES	LB	11023 8307	52804 39436		8355
		2204 1945	11023 8307		
		20000 15535	13227 11621		
		1103 1161	35000 27013		
		12387 13458	1103 1161		
		46717 40406	50134 54900		
			163291 142438		
SODA HYPOSULPHITE 1 U KINGDOM 990 U STATES	LB	17900 727	17900 727		8356
		19564 1043	51564 2968		
		37464 1770	69464 3695		
SODA NITRITE 1 U KINGDOM 55 GERMANY W 990 U STATES	LB	50624 2048	79744 3232		8357
		48409 1613	48409 1613		
		24000 2210	24535 2269		
		123033 5871	152688 7114		
SODA PEROXIDE 1 U KINGDOM 990 U STATES	LB	24000 3477	48000 6910		8358
		4400 1552	4400 1552		
		28400 5029	52400 8462		
SODA PHOSPHATE N O P 1 U KINGDOM 990 U STATES	LB	1120 442	1120 442		8359
		467548 64720	1252720 162319		
		468668 65162	1253840 162761		

IMPORTS BY COMMODITIES AND COUNTRIES

Commodity and Country		FEBRUARY 1961		JANUARY TO FEBRUARY 1961		Class Number
		Quantity	Value (\$)	Quantity	Value (\$)	
SODA PRUSSATE	990 U STATES	LB 2000	271	36000	4943	8360
		2000	271	36000	4943	
SODA SAL	1 U KINGDOM	LB		10000	141	8361
				10000	141	
SODA SILICATE	1 U KINGDOM	LB	12824	269	24824	708
	85 SWEDEN			20900	841	
	990 U STATES		743270	35593	1462068	70066
			756794	35862	1507792	71615
SODA SULPHATE CRUDE SALT CAKE	990 U STATES	LB	114500	1937	11466380	88673
			114500	1937	11466380	88673
SODA SULPHIDE	1 U KINGDOM	LB			11760	611
	990 U STATES		408359	23202	640869	35718
			408359	23202	652629	36329
SODA SULPHITE	55 GERMANY W	LB	11000	403	11000	403
	990 U STATES		936050	20061	1969274	47037
			947050	20464	1980274	47440
SODIUM COMPOUNDS N O P	1 U KINGDOM	LB	239135	32265	565084	74076
	54 FRANCE				75	194
	55 GERMANY W		54776	10589	137244	28083
	67 ITALY				3572	2034
	73 NETHRLNDS		25000	963	49352	4421
	85 SWEDEN				13768	3241
	559 JAPAN				1000	659
	990 U STATES		1678635	134116	3681518	326918
			1997546	177933	4451613	439626
SODA PHOSPHATE TRISODIUM	990 U STATES	LB				
			55293	3067	314808	22004
			55293	3067	314808	22004
SODA FLUORIDE	1 U KINGDOM	LB			4480	495
	55 GERMANY W		6600	700	6600	700
	559 JAPAN				11023	1177
	990 U STATES				3045	582
			6600	700	25148	2954
SODA ANTIMONATE	990 U STATES	LB			40000	10241
					40000	10241
ACID PHOSPHATE NOT MEDICINAL	990 U STATES	LB				
			203370	19059	408550	39275
			203370	19059	408550	39275
HYDROGEN PEROXIDES IN SOLUTION	990 U STATES	LB				
			2165	1539	4113	3428
			2165	1539	4113	3428
MAGNESIUM CARBONATE	990 U STATES	LB				
			34000	3174	67150	6246
			34000	3174	67150	6246
MAGNESIUM SALTS COMPOUNDS N O P	1 U KINGDOM	LB	1000	465	1000	465
	55 GERMANY W				22156	671
	990 U STATES		144034	15153	378336	35849
			145034	15618	401492	36985
MAGNESIUM SULPHATE EPSOM SALTS	1 U KINGDOM	LB			11200	310
	55 GERMANY W				33000	325
	990 U STATES		81000	1794	307000	5388
			81000	1794	351200	6023
MERCURY SALTS	55 GERMANY W			581		581
				581		581
PHOSPHORUS AND COMPOUNDS N O P	990 U STATES	LB				
			65531	7855	93448	14298
			65531	7855	93448	14298
RADIUM AND COMPOUNDS	1 U KINGDOM					2509
	848 CUBA			10000		10000
	990 U STATES			22081		37688
				32081		50197
MOLYBDENUM OXIDE	990 U STATES	LB			21295	15981
					21295	15981
ETHYL CHLORIDE	990 U STATES	LB	900	1604	226272	18168
			900	1604	226272	18168
ACETONE	990 U STATES			1604		3050
				1604		3050
AMYL ACETATE	990 U STATES			197		419
				197		419
BLACKING SHOE LEATHER DRESSING	1 U KINGDOM			15419		30873
	54 FRANCE					98
	55 GERMANY W			504		1767
	73 NETHRLNDS			4226		5307
	990 U STATES			91374		161655
				111523		199700
BLUEING LAUNDRY	1 U KINGDOM			5816		5816
	990 U STATES			1469		1923
				7285		7739

IMPORTS BY COMMODITIES AND COUNTRIES

Commodity and Country		FEBRUARY 1961		JANUARY TO FEBRUARY 1961		Class Number		
		Quantity	Value (\$)	Quantity	Value (\$)			
CAMPHOR NATURAL	DR SYNTHETIC	LB				8394		
	55 GERMANY W	2000	932	2000	932			
	990 U STATES	6540	3207	7240	3610			
			4139	9240	4542			
CARBON BISULPHIOE N O P	990 U STATES	LB				8395		
		320200	16567	427300	22136			
CARBON TETRACHLORIDE	990 U STATES	LB				8396		
		255	76	255	76			
CHLOROFORM	1 U KINGDOM	LB		731	198	8397		
	990 U STATES	24000	3751	26539	4404			
			3751	27270	4602			
CYANIDE OF POTASSIUM	990 U STATES	LB				8398		
		7100	2662	18681	7693			
ETHYLENE GLYCOL FOR ANTIFREEZE	990 U STATES	LB				8399		
		7100	2662	18681	7693			
ETHYLENE GLYCOL N O P	990 U STATES	LB				8400		
				32100	4921			
				32100	4921			
FORMALOEHYOE	990 U STATES	LB				8401		
		646490	26990	2202229	87503			
			26990	2202229	87503			
GLYCERINE CRUDE	824 JAMAICA	LB		65784	9259	8402		
	990 U STATES	448650	70756	934670	153504			
			70756	1000454	162763			
GLYCERINE FOR EXPLOSIVES	990 U STATES	LB				8403		
		82400	22137	82400	22137			
			22137	82400	22137			
GLYCERINE N O P	990 U STATES	LB				8404		
		35160	9225	58560	15731			
			9225	58560	15731			
INK PRINTING	1 U KINGDOM	LB	46858	21618	86440	39916	8405	
	43 AUSTRIA		835	345	1522	583		
	44 BELG LUX				100	112		
	49 OENMARK		3106	1830	4629	2785		
	55 GERMANY W		20287	18635	34222	27006		
	559 JAPAN		4856	1910	5774	2531		
	990 U STATES		167528	89613	318683	175720		
				243470	133951	451370		248653
INK ROTOGRAVURE	990 U STATES	LB				8406		
		81008	29949	157900	58650			
			29949	157900	58650			
INK WRITING	55 GERMANY W				389	8407		
	67 ITALY		2292		5378			
	559 JAPAN		587		869			
	990 U STATES		5637		10126			
				8516			16762	
NAPHTHALENE SOLID	990 U STATES	LB				8408		
		23000	5378	23000	5378			
			5378	23000	5378			
CHEMICALS FOR SYNTHETIC RESINS	54 FRANCE	LB	13440	3536	13440	3536	8410	
	55 GERMANY W		17400	7176	17400	7176		
	990 U STATES		428585	202855	901095	455390		
				459425	213567	931935		466102
SULPHURIC ETHER	990 U STATES	LB				8411		
		86034	16562	117041	23870			
			16562	117041	23870			
THEOBROMINE OIMETHYL SULPHATE	990 U STATES	LB				8412		
		86034	16562	117041	23870			
POLISH KNIFE OR OTHER N O P	1 U KINGDOM		1837		2511	8413		
	55 GERMANY W		643		1275			
	990 U STATES		55051		98559			
				57531			102345	
VANILLIN	1 U KINGDOM	LB	500	1978	500	1978	8414	
			500	1978	500	1978		
ALL OTHER DRUGS	CHEMICALS N O P					8415		
	1 U KINGDOM		288444		689600			
	43 AUSTRIA		111		166			
	44 BELG LUX		1565		7066			
	49 OENMARK		4524		11004			
	54 FRANCE		40937		73072			
	55 GERMANY W		100355		210181			
	67 ITALY		13775		21535			
	73 NETHRLNDS		12249		31390			
	76 NORWAY				10371			
	85 SWEDEN		7371		8121			
	86 SWITZRLND		84308		244847			
	246 CZECHO S				120			
	516 HONG KONG		375		3857			
	519 INOIA		1350		1350			
	559 JAPAN		9929		17707			
	614 AUSTRALIA		166		166			
	815 BERMUDA		3028		4198			
	874 MEXICO		10744		11658			
	883 PANAMA		9532		9532			
990 U STATES		4710536		9968864				
			5299299		11324805			

IMPORTS BY COMMODITIES AND COUNTRIES

Commodity and Country	FEBRUARY 1961		JANUARY TO FEBRUARY 1961		Class Number
	Quantity	Value (\$)	Quantity	Value (\$)	
PTHALIC ANHYDRIDE	LB				8416
49 DENMARK	77000	22466	77000	22466	
54 FRANCE	198450	50744	198450	50744	
55 GERMANY W	146958	28438	146958	28438	
559 JAPAN			22046	5828	
990 U STATES	47440	9513	131720	25188	
	469848	111161	576174	132664	
LIGNOSULPHONATES	LB				8417
99D U STATES	887462	22425	2035034	55019	
	887462	22425	2035034	55019	
MATERIALS NOP FOR PLASTICS					8422
55 GERMANY W		18764		18875	
86 SWITZRLND				3262	
990 U STATES		1478702		2796061	
		1497466		2818198	
CASINGS SYNTHETIC FOR MEATS	LB				8423
55 GERMANY W	716	942	1385	2006	
990 U STATES	40446	47770	64098	83659	
	41162	48712	65483	85665	
TUNGSTEN CARBIDE IN TUBES					8425
1 U KINGDOM		367		676	
990 U STATES		6089		21115	
		6456		21791	
BUTADIENE					8428
990 U STATES		223032		602333	
		223032		602333	
ETHYL BENZENE	GAL				8429
GASOLINE ANTI OXIDANTS	LB				8430
1 U KINGDOM	8020	11278	8020	11278	
990 U STATES	53980	50670	80405	73563	
	62000	61948	88425	84841	
SYNTHETIC RESIN GLUE	LB				8431
1 U KINGDOM	471	281	1765	695	
55 GERMANY W	4696	2667	5885	3290	
559 JAPAN			1995	461	
990 U STATES	204309	68744	405849	141461	
	209476	71692	415494	145907	
RIBOFLAVIN					8432
55 GERMANY W		2009		2009	
990 U STATES		17857		46326	
		19866		48335	
YEAST DEAD OR INACTIVE	LB				8433
990 U STATES	12264	4992	68099	23362	
	12264	4992	68099	23362	
CATALYSTS PETROLEUM REFINING					8434
990 U STATES		600367		742008	
		600367		742008	
FATTY ALCOHOLS					8435
55 GERMANY W		3105		5889	
990 U STATES		96034		202749	
		99139		208638	
FLUORESCENT COATING OR POWDER	LB				8437
990 U STATES	32690	90959	56743	169962	
	32690	90959	56743	169962	
CELLULOSE ESTERS NO ADMIXTURE					8500
990 U STATES		162680		414355	
		162680		414355	
CELLULOSE COMPDS MOULDING ETC					8530
1 U KINGDOM		681		681	
990 U STATES		84094		215948	
		84775		216629	
CELLULOSE PLASTICS FOAMD EXPND					8550
990 U STATES		926		3622	
		926		3622	
CELLULOSE COMPOUNDS N O P					8570
990 U STATES		2972		7428	
		2972		7428	
CELLULOSE PLASTIC PRIM SHAPES					8600
1 U KINGDOM		23538		26765	
55 GERMANY W				631	
990 U STATES		183688		358084	
		207226		385480	
CELLUL PLAST SHAPES REINFORCED					8630
55 GERMANY W				820	
85 SWEDEN				3476	
559 JAPAN		3080		3080	
990 U STATES		56158		83099	
		59238		90475	
LAMINATD MOULDED CELL PLASTICS					8650
1 U KINGDOM		352		456	
85 SWEDEN		1345		1345	
990 U STATES		12813		30900	
		14510		32701	
CELL NITRATE ENGRAVING SHEETS					8670
1 U KINGDOM				231	
73 NETHRLNDS		10681		28203	
990 U STATES		4246		5856	
		14927		34290	
MFRS OF CELLULOSE PLASTICS NOP					8700
1 U KINGDOM		4030		11789	
49 DENMARK				112	
54 FRANCE		1391		1891	
55 GERMANY W		1647		3131	
67 ITALY		842		3594	
73 NETHRLNDS		172		172	

IMPORTS BY COMMODITIES AND COUNTRIES

Commodity and Country	FEBRUARY 1961		JANUARY TO FEBRUARY 1961		Class Number
	Quantity	Value (\$)	Quantity	Value (\$)	
85 SWEDEN		159		159	
516 HONG KONG		1168		2082	
559 JAPAN		394		2654	
990 U STATES		109971		235644	
MFRS OF REGEN CELLULOSE NOP		119774		261228	
1 U KINGDOM		37098		57826	8720
54 FRANCE		264		264	
55 GERMANY W		498		791	
67 ITALY		360		360	
86 SWITZRLND		1361		5193	
559 JAPAN				99	
990 U STATES		125467		222929	
		165048		287462	
SYNTHETIC RESINS NO ADMIXTURE					8750
1 U KINGDOM		15377		17509	
55 GERMANY W		21075		81382	
67 ITALY		6698		12952	
76 NORWAY		1058		2118	
85 SWEDEN				6328	
86 SWITZRLND		1561		2336	
559 JAPAN		27476		89998	
990 U STATES		1841277		3376256	
		1914522		3588879	
SYNTHETIC RESINS IN SOLUTIONS					8770
55 GERMANY W		1208		12683	
86 SWITZRLND				62	
990 U STATES		534185		1045363	
		535393		1058108	
SYNTH RESIN COMPSD MOLDNG ETC					8800
1 U KINGDOM		13868		29038	
55 GERMANY W		1557		4443	
85 SWEDEN				3176	
86 SWITZRLND		204		204	
990 U STATES		470305		898437	
		485934		935298	
SYNTH RESINS FOAMED EXPANDED					8830
55 GERMANY W		3199		11358	
990 U STATES		84198		146722	
		87397		158080	
SYNTH RESIN COMPOSITIONS NOP					8850
55 GERMANY W		98		508	
990 U STATES		158051		366908	
		158149		367416	
SYNT OR PROT PLAST PRIM SHAPES					8870
1 U KINGDOM		60965		130991	
54 FRANCE				2630	
55 GERMANY W		43632		122824	
73 NETHRLNDS				90	
86 SWITZRLND				265	
559 JAPAN		467		21442	
990 U STATES		798151		1604103	
		903215		1882345	
SYNTH RESIN SHAPES REINFORCED					8900
1 U KINGDOM				2310	
990 U STATES		231788		546572	
		231788		548882	
LAMIN PLASTICS SYN RES BONDED					8930
1 U KINGDOM		3418		25649	
49 DENMARK				252	
55 GERMANY W		117		117	
990 U STATES		60927		111562	
		64462		137580	
MFRS OF SYNT RES OR PROT PLAST					8950
1 U KINGDOM		61537		113228	
43 AUSTRIA		1602		1946	
44 BELG LUX				222	
49 DENMARK		5001		5604	
54 FRANCE		3445		11655	
55 GERMANY W		24547		55651	
64 IRELAND		276		276	
67 ITALY		8470		35410	
73 NETHRLNDS		3392		5188	
85 SWEDEN		1535		2015	
86 SWITZRLND		725		896	
246 CZECHO S				592	
258 GERMANY E		62		62	
355 ISRAEL				4941	
516 HONG KONG		59388		96655	
519 INDIA				149	
559 JAPAN		19498		31703	
886 P RICO				3389	
990 U STATES		1972302		3748350	
		2161780		4117932	

IMPORTS BY COMMODITIES AND COUNTRIES

Commodity and Country	FEBRUARY 1961		JANUARY TO FEBRUARY 1961		Class Number
	Quantity	Value (\$)	Quantity	Value (\$)	
<u>GROUP 9</u>					
<u>MISCELLANEOUS COMMODITIES</u>					
GLOVES PROT HEADGR ATHLETIC NOP					
1 U KINGDOM		10007		10933	9000
43 AUSTRIA				780	
54 FRANCE				592	
55 GERMANY W				392	
67 ITALY				132	
86 SWITZRLND		426		614	
527 PAKISTAN				492	
559 JAPAN		34145		126059	
824 JAMAICA		4754		4754	
990 U STATES		16872		17951	
		66204		162699	
BAGATELLE OR OTHER GAME BOARDS					9001
1 U KINGDOM		4175		11534	
54 FRANCE		134		134	
55 GERMANY W		50		289	
67 ITALY		857		1266	
85 SWEDEN				108	
516 HONG KONG		603		805	
559 JAPAN		807		1185	
990 U STATES		52422		95856	
		59048		111177	
BALLS CUES CUE RACKS CUE TIPS					9002
1 U KINGDOM				2236	
44 BELG LUX		1238		1307	
54 FRANCE		1460		1824	
67 ITALY		2063		2678	
990 U STATES		2563		4138	
		7324		12183	
BALLS TENNIS	002				9004
1 U KINGDOM	9090	21747	12134	29128	
990 U STATES	50	182	50	182	
	9140	21929	12184	29310	
BALLS ALL KINDS NOP FOR SPORTS					9005
1 U KINGDOM		3801		7318	
54 FRANCE				484	
55 GERMANY W		635		858	
516 HONG KONG				96	
519 INDIA		256		256	
527 PAKISTAN		52		614	
559 JAPAN		4585		10130	
614 AUSTRALIA		175		175	
990 U STATES		32240		42108	
		41744		62039	
FILMS X RAY					9006
1 U KINGDOM		194251		537180	
44 BELG LUX		50099		67856	
990 U STATES		194563		418159	
		438913		1023195	
GUN COVERS GAME BAGS					9007
990 U STATES		3875		8023	
		3875		8023	
CRICKET BATS BALLS GLOVES					9008
1 U KINGDOM		100		100	
		100		100	
DOLLS					9009
1 U KINGDOM		1146		2118	
55 GERMANY W		109		770	
67 ITALY		1939		4058	
73 NETHRLNDS				64	
82 SPAIN		91		91	
277 POLAND		66		1456	
516 HONG KONG		5926		9223	
553 CHINA COM				895	
559 JAPAN		15112		30219	
990 U STATES		3345		6562	
		27734		55456	
FILMS PHOTOGRAPHERS					9010
1 U KINGDOM		42676		155565	
44 BELG LUX		4910		11941	
54 FRANCE		898		951	
55 GERMANY W		6974		12964	
67 ITALY		16287		16830	
559 JAPAN		86		198	
614 AUSTRALIA		1255		1255	
990 U STATES		373585		759503	
		446671		959207	
FILMS CINEMATOGRAPH POSITIVES	FEET				9011
1 U KINGDOM	508013	42835	835174	70259	
43 AUSTRIA	1200	96	29108	2329	
49 DENMARK	780	133	780	133	
53 FINLAND			6955	556	
54 FRANCE	831843	66848	1486368	121517	
55 GERMANY W	19591	1681	24387	2059	
59 GREECE	13030	1042	13030	1042	
67 ITALY	77955	6536	215123	17509	
73 NETHRLNDS	367	92	1882	371	
85 SWEDEN	1095	138	6002	3166	
86 SWITZRLND	1100	88	3225	369	

IMPORTS BY COMMODITIES AND COUNTRIES

Commodity and Country	FEBRUARY 1961		JANUARY TO FEBRUARY 1961		Class Number
	Quantity	Value (\$)	Quantity	Value (\$)	
246 CZECHO S			6748	540	
277 POLAND	9667	761	9667	761	
287 U S S R	33637	2691	68548	5485	
427 UN SO AFR			579	4990	
559 JAPAN			960	77	
614 AUSTRALIA	1077	75	9297	1119	
874 MEXICO	4400	352	4400	352	
990 U STATES	4464403	382766	8334275	711162	
	5968158	506134	11056508	943796	
FILMS FOR AERIAL PHOTOGRAPHY					
990 U STATES		2253		6209	9012
		2253		6209	
FISHING RODS AND PARTS					
NO					
1 U KINGDOM	48	925	107	2188	9013
49 DENMARK			88	137	
76 NORWAY	50	604	50	604	
559 JAPAN	10643	9553	26614	23035	
990 U STATES	5991	20914	14003	41571	
	16732	31996	40862	67535	
GOLF CLUBS AND FINISHED PARTS					
1 U KINGDOM		1694		10990	9014
559 JAPAN		65		713	
990 U STATES		62492		106576	
		64251		118279	
MECHANICAL TOYS OF METAL					
1 U KINGDOM		10504		15829	9016
55 GERMANY W		405		7177	
67 ITALY		203		203	
559 JAPAN		42860		73596	
990 U STATES		55393		85338	
		109365		182143	
METAL JUVENILE CONSTR SETS					
1 U KINGDOM		258		258	9017
990 U STATES				69	
		258		327	
TOYS OF ALL KINDS N O P					
1 U KINGDOM		116270		173239	9018
44 BELG LUX		58		58	
54 FRANCE		629		944	
55 GERMANY W		22257		25886	
67 ITALY		496		656	
73 NETHRLNDS		396		1937	
76 NORWAY				57	
85 SWEDEN				1510	
86 SWITZRLND				142	
246 CZECHO S		2819		2819	
258 GERMANY E				1671	
262 HUNGARY		1130		1130	
355 ISRAEL		242		607	
516 HONG KONG		38206		66625	
553 CHINA COM				279	
559 JAPAN		96950		226886	
990 U STATES		178259		344339	
		457712		848785	
SPORTSMENS FISHING TACKLE NOP					
1 U KINGDOM		21276		42678	9019
49 DENMARK		337		404	
54 FRANCE		23978		48590	
55 GERMANY W		10267		16751	
67 ITALY		5655		5655	
76 NORWAY		7429		12274	
82 SPAIN		1167		2787	
85 SWEDEN		1002		1635	
86 SWITZRLND		2405		2809	
246 CZECHO S				664	
516 HONG KONG		3755		4406	
559 JAPAN		69866		163854	
614 AUSTRALIA		1414		1414	
990 U STATES		275999		556174	
		424550		860095	
FILMS CINEMATOGRAPH NEGATIVE					
1 U KINGDOM		301		301	9020
44 BELG LUX		42337		78433	
990 U STATES		29126		94091	
		71764		172825	
BRUSHES ARTISTS					
1 U KINGDOM		6891		9878	9021
54 FRANCE				86	
55 GERMANY W		6172		11629	
559 JAPAN		1523		1854	
990 U STATES		1339		2002	
		15925		25449	
BRUSHES PAINT AND VARNISH					
1 U KINGDOM		10698		25320	9022
73 NETHRLNDS				54	
516 HONG KONG				740	
813 BAHAMAS		6614		10119	
848 CUBA		1538		1538	
990 U STATES		2274		2405	
		21124		40176	
BRUSHES TOOTH					
002					
1 U KINGDOM	2522	2441	3290	3900	9023
54 FRANCE	208	402	208	402	
55 GERMANY W			100	153	
67 ITALY	410	613	410	613	
73 NETHRLNDS	295	592	295	592	

IMPORTS BY COMMODITIES AND COUNTRIES

Commodity and Country	FEBRUARY 1961		JANUARY TO FEBRUARY 1961		Class Number
	Quantity	Value (\$)	Quantity	Value (\$)	
516 HONG KONG	1200	471	1200	471	
990 U STATES	3105	3521	10905	12166	
BRUSHES TOILET N O P	7740	8040	16408	18297	
1 U KINGDOM		1033		8951	9024
54 FRANCE		7932		8650	
55 GERMANY W		2960		6420	
73 NETHRLNDS				348	
85 SWEDEN				86	
86 SWITZRLND		347		347	
516 HONG KONG		831		831	
559 JAPAN				3752	
990 U STATES		9538		37977	
BRUSHES ALL OTHER N O P		22641		67362	
1 U KINGDOM		4862		11044	9025
44 BELG LUX		98		98	
54 FRANCE		343		689	
55 GERMANY W		3038		4896	
67 ITALY		142		142	
73 NETHRLNDS		2124		3450	
86 SWITZRLND		85		633	
559 JAPAN		1347		1734	
990 U STATES		50905		102642	
PACKAGES CONTAINING GOODS		62944		125328	
1 U KINGDOM		281196		556028	9030
43 AUSTRIA		2362		3622	
44 BELG LUX		6840		15251	
49 DENMARK		5873		15194	
53 FINLAND		225		964	
54 FRANCE		25985		54768	
55 GERMANY W		57606		139218	
59 GREECE		603		840	
64 IRELAND		1050		1666	
67 ITALY		18803		33862	
73 NETHRLNDS		28507		48160	
76 NORWAY		443		985	
78 PORTUGAL		1616		4477	
82 SPAIN		7595		9687	
85 SWEDEN		20155		33703	
86 SWITZRLND		8333		26918	
246 CZECHO S		12732		23480	
258 GERMANY E		1832		2809	
262 HUNGARY		331		2206	
277 POLAND		2713		4466	
288 YUGO SLAV		2899		4610	
316 CYPRUS		462		668	
347 IRAN		24		24	
355 ISRAEL		417		2313	
358 JORDAN		19		19	
385 UAR EGYPT				302	
425 TANGANYKA		24		215	
427 UN SO AFR		4542		6982	
443 ALGERIA		544		936	
449 CONGO		109		449	
454 FR EQ AFR		1133		6875	
465 GUINEA				44	
513 CEYLON		676		1059	
516 HONG KONG		33159		62130	
519 INDIA		2242		6550	
524 MALAYA		3216		3252	
527 PAKISTAN		63		71	
553 CHINA COM		1056		21023	
559 JAPAN		169369		321564	
567 PHIL		181		181	
578 TAIWAN		1944		7633	
583 THAILAND		70		70	
614 AUSTRALIA		5352		9646	
617 FIJI		32		304	
622 NEW ZEAL		3		695	
716 B GUIANA		825		1617	
744 ARGENTINA		6294		11213	
752 BRAZIL		40		771	
755 CHILE		56		56	
758 COLOMBIA		20		109	
782 URUGUAY				19	
813 BAHAMAS		20		22	
822 BARBADOS		881		1380	
824 JAMAICA		2691		7376	
828 TRINIDAD		2149		4209	
848 CUBA		70		175	
867 HAITI		144		170	
874 MEXICO		1445		1624	
879 NICARAGUA		284		284	
886 P RICO		3403		4565	
990 U STATES		240778		570542	
WATERPROOF PLASTIC FOOTWEAR		971436		2040051	
990 U STATES	PAIR				9048
			34	102	
ELASTIC HDSIERY	DZ PR		34	102	
1 U KINGDOM	9	314	27	797	9049
990 U STATES	498	15334	747	29358	
	507	15648	774	30155	

IMPORTS BY COMMODITIES AND COUNTRIES

Commodity and Country	FEBRUARY 1961		JANUARY TO FEBRUARY 1961		Class Number
	Quantity	Value (\$)	Quantity	Value (\$)	
ORTHOPEDIC APPLIANCES ETC					9050
1 U KINGDOM		2063		3264	
55 GERMANY W		238		238	
990 U STATES		22179		43537	
		24480		47039	
ARTIFICIAL LIMBS AND PARTS					9053
1 U KINGDOM		364		2264	
55 GERMANY W		501		588	
990 U STATES		10768		24187	
		11633		27039	
BEAD ORNAMENTS					9055
1 U KINGDOM				91	
54 FRANCE		66		184	
990 U STATES		3043		4180	
		3109		4455	
WINDOW SHADES AND BLINDS					9057
559 JAPAN		13785		26010	
990 U STATES		708		3366	
		14493		29376	
BOOTS SHOES AND SLIPPERS FELT					9059
PAIR					
9951 U STATES	9951	9435	10941	10077	
1 U KINGDOM			34	207	
53 FINLAND			276	195	
990 U STATES					
	9951	9435	11251	10479	
BOOTS SHOES AND SLIPPERS N O P					9060
PAIR					
9913 U STATES	9913	8804	23173	22479	
1 U KINGDOM		230	341	914	
43 AUSTRIA		46	819	1285	
49 DENMARK		363	39	229	
54 FRANCE		39	500	483	
55 GERMANY W		302	3577	3298	
67 ITALY		3170	2614	1249	
73 NETHRLNDS		685	647	1245	
82 SPAIN			141	396	
516 HONG KONG		18789	25443	12027	
559 JAPAN		823709	1194261	583291	
774 PERU		37	37	100	
874 MEXICO		16	16	60	
990 U STATES		39525	63807	52751	
	896594	450215	1313114	678562	
BROOMS AND WHISKS					9061
55 GERMANY W		138		138	
67 ITALY		718		1776	
73 NETHRLNDS		246		246	
262 HUNGARY				391	
990 U STATES		3491		5160	
		4593		7711	
BUTTONS SHOE N O P					9063
990 U STATES		1515		3159	
		1515		3159	
BUTTONS COLLAR AND CUFF					9065
GROSS					
1 U KINGDOM	1	144	12	492	
49 DENMARK			4	64	
55 GERMANY W	6	416	47	2129	
246 CZECHO S	32	231	32	231	
559 JAPAN			3	85	
990 U STATES	658	19540	2249	46922	
	697	20331	2347	49993	
BUTTONS N O P					9066
GROSS					
1 U KINGDOM	2684	5038	4004	8428	
43 AUSTRIA			3	59	
49 DENMARK	110	1273	755	1769	
54 FRANCE	34	970	379	1426	
55 GERMANY W	853	1680	3383	6282	
67 ITALY	2436	2268	11835	7923	
73 NETHRLNDS	785	3419	1651	7596	
82 SPAIN			3131	3036	
246 CZECHO S	1318	1574	1568	1660	
559 JAPAN	76925	24162	162937	58119	
990 U STATES	114309	79891	241197	158949	
	199454	120275	430843	255247	
CASES BOXES DESKS FANCY					9067
1 U KINGDOM		5100		13173	
43 AUSTRIA		78		78	
54 FRANCE		388		3854	
55 GERMANY W		2288		7606	
67 ITALY		840		1313	
82 SPAIN				657	
85 SWEDEN				1189	
86 SWITZRLND				218	
246 CZECHO S		145		395	
258 GERMANY E		272		272	
355 ISRAEL		370		370	
516 HONG KONG				188	
519 INDIA		72		72	
553 CHINA COM		86		86	
559 JAPAN		4124		8236	
614 AUSTRALIA		345		345	
874 MEXICO		443		677	
990 U STATES		51319		131624	
		65870		170353	
COMBS TOILET DRESSING FANCY					9069
1 U KINGDOM		1862		4872	
43 AUSTRIA		2432		3212	
55 GERMANY W		79		2942	
85 SWEDEN		129		1493	
86 SWITZRLND				1460	

IMPORTS BY COMMODITIES AND COUNTRIES

Commodity and Country	FEBRUARY 1961		JANUARY TO FEBRUARY 1961		Class Number
	Quantity	Value (\$)	Quantity	Value (\$)	
516 HONG KONG				1199	
559 JAPAN		643		643	
990 U STATES		5662		8763	
APPLIANCES FOR THE DEAF PARTS		10807		24584	
1 U KINGDOM		10277		13872	9070
49 DENMARK		1213		6714	
55 GERMANY W		2875		4799	
73 NETHRLNDS		89		89	
559 JAPAN				798	
990 U STATES		281373		435751	
INSOLES OF ALL KINDS		295827		462023	
1 U KINGDOM		84		2286	9072
55 GERMANY W		1717		1717	
990 U STATES		3100		7343	
JEWELLERY N O P		4901		11346	
1 U KINGDOM		9355		16816	9073
43 AUSTRIA		20925		25585	
44 BELG LUX		117		117	
49 DENMARK		549		1444	
54 FRANCE		5040		11173	
55 GERMANY W		67758		126988	
67 ITALY		7088		11746	
73 NETHRLNDS				223	
76 NORWAY				306	
82 SPAIN		816		2030	
86 SWITZRLND		876		1648	
246 CZECHO S		12357		34761	
516 HONG KONG		5703		17383	
559 JAPAN		90217		158647	
583 THAILAND		2078		4566	
614 AUSTRALIA		75		75	
874 MEXICO		2066		2120	
990 U STATES		168852		325694	
MATTRESSES		393872		741322	
1 U KINGDOM		24041		33507	9075
73 NETHRLNDS		99		261	
246 CZECHO S		69		69	
559 JAPAN		5347		9105	
990 U STATES		6181		12540	
PICTURE AND PHOTOGRAPH FRAMES		35737		55482	
1 U KINGDOM		1100		2002	9076
43 AUSTRIA		158		158	
44 BELG LUX				583	
49 DENMARK		289		289	
55 GERMANY W		177		960	
67 ITALY		2792		3869	
73 NETHRLNDS		133		452	
516 HONG KONG		518		839	
559 JAPAN		1908		2470	
990 U STATES		41464		65597	
PORTFDLIOS MUSICAL INSTR CASES		48539		77219	
1 U KINGDOM		11555		20203	9077
43 AUSTRIA				347	
44 BELG LUX				2502	
49 DENMARK				125	
54 FRANCE		547		701	
55 GERMANY W		7487		14717	
67 ITALY		3084		7805	
73 NETHRLNDS		10626		15037	
82 SPAIN				868	
85 SWEDEN		78		445	
86 SWITZRLND		126		642	
246 CZECHO S		4630		8060	
258 GERMANY E		1476		2186	
516 HONG KONG		470		812	
559 JAPAN		28292		53082	
614 AUSTRALIA		74		74	
990 U STATES		70945		123112	
REFRIGERATORS ELECTRIC N O P		139390		250718	
1 U KINGDOM	NO				9078
990 U STATES		215	19613	332	25626
		5283	988841	8238	1547983
REFRIGERATORS N O P		5498	1008454	8570	1573609
990 U STATES	NO				9079
		169	7929	266	13562
REGALIA AND BADGES		169	7929	266	13562
1 U KINGDOM		3197		7158	9080
54 FRANCE		2289		5438	
55 GERMANY W		1189		2026	
67 ITALY		1240		2053	
86 SWITZRLND				418	
516 HONG KONG		1608		1608	
519 INDIA		643		1237	
527 PAKISTAN		320		735	
559 JAPAN		1031		1540	
990 U STATES		5048		8840	
SHADES LAMP N O P SHADE HOLDERS		16565		31053	
1 U KINGDOM				108	9081

IMPORTS BY COMMODITIES AND COUNTRIES

Commodity and Country	FEBRUARY 1961		JANUARY TO FEBRUARY 1961		Class Number
	Quantity	Value (\$)	Quantity	Value (\$)	
49 DENMARK		219		354	
55 GERMANY W		134		594	
85 SWEDEN		608		608	
516 HONG KONG		383		491	
559 JAPAN				409	
990 U STATES		24651		39688	
		25995		42252	
SPECTACLE FRAMES AND PARTS NOP					9082
1 U KINGDOM		4425		5829	
43 AUSTRIA				13192	
54 FRANCE		15945		27527	
55 GERMANY W		11944		40196	
67 ITALY		2132		4608	
86 SWITZRLND				402	
559 JAPAN		7576		20579	
990 U STATES		225774		400812	
		267796		513145	
PARTS FOR SPECTACLE FRAMES					9083
990 U STATES		34433		63797	
		34433		63797	
TOBACCO PIPES SMOKERS SETS					9084
1 U KINGDOM		8762		18260	
43 AUSTRIA		295		295	
54 FRANCE		6528		12555	
55 GERMANY W		189		329	
59 GREECE		294		294	
67 ITALY		10864		22280	
73 NETHRLNDS				69	
82 SPAIN		300		300	
516 HONG KONG				341	
559 JAPAN				98	
990 U STATES		3530		13769	
		30762		68590	
TOBACCO POUCHES CIGARETTE CASE					9085
1 U KINGDOM		4495		6322	
54 FRANCE				83	
55 GERMANY W		190		248	
67 ITALY				56	
246 CZECHO S		359		359	
516 HONG KONG				537	
559 JAPAN		93		93	
990 U STATES		213		413	
		5350		8111	
TOILET AND MANICURE SETS					9086
1 U KINGDOM		1287		1564	
43 AUSTRIA		2620		2719	
55 GERMANY W		1178		4094	
990 U STATES		585		1336	
		5670		9713	
TRUNKS AND VALISES					9087
1 U KINGDOM		57268		71462	
55 GERMANY W		824		3223	
73 NETHRLNDS				347	
85 SWEDEN				450	
516 HONG KONG		1015		1015	
559 JAPAN		7691		18535	
990 U STATES		59381		119562	
		126179		214594	
WINDOW SHADE OR BLIND ROLLERS					9090
85 SWEDEN		2900		2900	
990 U STATES		2637		3353	
		5537		6253	
REFRIGERATOR PARTS					9091
1 U KINGDOM		210969		368271	
49 DENMARK		1620		2620	
990 U STATES		812689		1698802	
		1025278		2069693	
HOME OR FARM FREEZERS ELECTRIC	NO				9092
990 U STATES	2463	406931	3804	628951	
	2463	406931	3804	628951	
MINERAL MEDICINAL AERATD WATER					9103
1 U KINGDOM				157	
67 ITALY				317	
990 U STATES		2933		4412	
		2933		4886	
ACCORDIONS CONCRTNAS MELDDEONS	NO				9110
49 DENMARK	1	253	1	253	
55 GERMANY W	416	10682	967	26571	
67 ITALY	314	18127	830	44450	
85 SWEDEN			2	493	
258 GERMANY E			128	2531	
277 POLAND	4	259	4	259	
559 JAPAN	4	366	4	366	
990 U STATES	19	2661	41	4917	
	758	32348	1977	79840	
BRASS BAND INSTRUMENTS					9111
1 U KINGDOM		15775		31386	
54 FRANCE		707		1987	
55 GERMANY W		8054		10916	
73 NETHRLNDS				873	
246 CZECHO S				570	
258 GERMANY E		265		265	
527 PAKISTAN		55		127	
559 JAPAN		194		1584	
874 MEXICO		129		129	
990 U STATES		9365		29935	
		34544		77772	

IMPORTS BY COMMODITIES AND COUNTRIES

Commodity and Country	FEBRUARY 1961		JANUARY TO FEBRUARY 1961		Class Number
	Quantity	Value (\$)	Quantity	Value (\$)	
CABINET ORGANS	NO				9114
PIPE ORGANS	NO				9115
73 NETHRLNOS			2	11401	
990 U STATES	1	16113	1	16113	
ORGAN PARTS N O P	1	16113	3	27514	9116
55 U KINGDOM		3089		16850	
258 GERMANY W		300		2695	
990 GERMANY E				429	
990 U STATES		15805		35474	
PIANOS		19194		55448	
1 U KINGDOM	NO				9117
55 GERMANY W	16	6124	46	17428	
73 NETHRLNOS	1	343	7	2822	
246 CZECHO S	1	277	8	2244	
559 JAPAN	3	779	6	1898	
990 U STATES	23	6838	39	10540	
	157	45287	270	92587	
	201	59648	376	127519	
PIANO PARTS N O P					9118
1 U KINGDOM		10950		28129	
990 U STATES		11428		28932	
		22378		57061	
PHONOGRAPHS GRAMOPHONES NOP					9120
1 U KINGDOM		10566		21713	
49 DENMARK				1054	
54 FRANCE		178		633	
55 GERMANY W		2604		7049	
67 ITALY				74	
73 NETHRLNOS		576		2477	
86 SWITZRLNO		580		1758	
559 JAPAN		11417		22865	
990 U STATES		89132		173372	
		115053		230995	
PHONOGRAPH RECORDS	NO				9121
1 U KINGDOM	9579	13528	13261	18354	
49 DENMARK	177	330	177	330	
53 FINLAND	229	212	591	602	
54 FRANCE	11341	12051	24574	28881	
55 GERMANY W	4277	7318	10932	15582	
67 ITALY	3715	1718	15727	7295	
73 NETHRLNDS	129	229	876	1316	
85 SWEDEN	235	324	235	324	
277 POLAND	70	77	70	77	
287 U S S R			865	545	
288 YUGO SLAV			112	115	
516 HONG KONG	46	64	746	360	
553 CHINA COM	444	518	444	518	
559 JAPAN	119	133	252	316	
614 AUSTRALIA	63	357	63	357	
990 U STATES	251402	128708	464434	254551	
	281826	165567	533359	329523	
OTHER MUSICAL INSTRUMENTS					9122
1 U KINGDOM		4518		12124	
43 AUSTRIA		273		273	
44 BELG LUX		131		131	
54 FRANCE		5159		16487	
55 GERMANY W		16153		43673	
67 ITALY		4853		43954	
73 NETHRLNDS				240	
85 SWEDEN				2041	
86 SWITZRLNO		123		2748	
246 CZECHO S		1440		2662	
258 GERMANY E		569		841	
516 HONG KONG				167	
553 CHINA COM		155		155	
559 JAPAN		5968		14309	
874 MEXICO		1214		2347	
990 U STATES		207611		439648	
		248167		581800	
MUSICAL INSTRUMENT STRINGS					9123
1 U KINGDOM		217		643	
43 AUSTRIA		939		939	
54 FRANCE		105		243	
55 GERMANY W		685		3657	
990 U STATES		6571		10481	
		8517		15963	
PHONOGRAPHS COIN OPERATED	NO				9124
990 U STATES	78	52343	173	114760	
	78	52343	173	114760	
PHOTOGRAPHIC ACCESSORIES PARTS					9128
1 U KINGDOM		1886		14191	
43 AUSTRIA		320		320	
44 BELG LUX		294		294	
54 FRANCE		5134		6247	
55 GERMANY W		47964		104907	
67 ITALY		2001		3901	
73 NETHRLNDS		363		9100	
85 SWEDEN		549		1113	
86 SWITZRLNO		13390		19354	
246 CZECHO S				226	
258 GERMANY E				479	
559 JAPAN		14193		55035	
990 U STATES		584885		1084780	
		670979		1299947	

IMPORTS BY COMMODITIES AND COUNTRIES

141

Commodity and Country		FEBRUARY 1961		JANUARY TO FEBRUARY 1961		Class Number
		Quantity	Value (\$)	Quantity	Value (\$)	
THERMOMETERS						9129
	1 U KINGDOM		7523		11206	
	44 BELG LUX		216		216	
	49 DENMARK				142	
	55 GERMANY W		1704		6149	
	86 SWITZRLND		58		474	
	258 GERMANY E		3849		5504	
	559 JAPAN		6477		20567	
	990 U STATES		79741		150109	
			99568		194367	
APPARATUS X RAY						9130
	1 U KINGDOM		3505		4334	
	49 DENMARK		3160		10572	
	55 GERMANY W		2899		15140	
	73 NETHRLNDS		29111		55451	
	85 SWEDEN		7479		15542	
	990 U STATES		292970		592690	
			339124		693729	
BOTANICAL SPECIMENS						9132
	1 U KINGDOM		285		399	
	55 GERMANY W		230		1420	
	519 INDIA		273		419	
	559 JAPAN		620		620	
	990 U STATES		4267		10267	
			5675		13125	
COLLECTION COINS MEDALS STAMPS						9133
	1 U KINGDOM		1222		2702	
	54 FRANCE				109	
	55 GERMANY W		215		265	
	67 ITALY		104		104	
	73 NETHRLNDS				100	
	86 SWITZRLND				1070	
	990 U STATES		25547		52207	
			27088		57557	
CAMERAS AND CAMERA PARTS N O P						9134
	1 U KINGDOM		22490		32637	
	43 AUSTRIA		231		4945	
	54 FRANCE		1946		3707	
	55 GERMANY W		37223		93030	
	67 ITALY		112		1586	
	85 SWEDEN		5114		6840	
	86 SWITZRLND		16862		19209	
	246 CZECHO S		263		263	
	258 GERMANY E		826		1503	
	287 U S S R		571		571	
	516 HONG KONG		186		1715	
	559 JAPAN		120230		221035	
	824 JAMAICA				265	
	990 U STATES		337795		495635	
			543849		882941	
CAMERA PARTS UNFINISHED						9135
	55 GERMANY W		2881		6990	
	990 U STATES		15515		25781	
			18396		32771	
CAMERA LENSES AND SHUTTERS						9136
	55 GERMANY W		1530		3838	
	990 U STATES		38730		62771	
			40260		66609	
COLLECTIONS OF ANTIQUITIES						9137
	1 U KINGDOM		39142		97436	
	54 FRANCE		6122		11019	
	55 GERMANY W		3141		3241	
	67 ITALY				271	
	73 NETHRLNDS				4088	
	82 SPAIN				465	
	86 SWITZRLND		470		470	
	355 ISRAEL		370		858	
	513 CEYLON		400		400	
	516 HONG KONG		1808		5160	
	559 JAPAN				532	
	578 TAIWAN				120	
	874 MEXICO				585	
	990 U STATES		64189		146074	
			115642		270719	
CYCLOMETERS AND SPEEDOMETERS						9138
	1 U KINGDOM		652		652	
	54 FRANCE				697	
	55 GERMANY W		1323		1323	
	990 U STATES		18251		29040	
			20226		31712	
GLOBES GEOGRAPHICAL						9139
	1 U KINGDOM				2639	
	990 U STATES		17454		24179	
			17454		26818	
MODELS OF INVENTIONS						9140
	1 U KINGDOM		694		694	
	73 NETHRLNDS		614		614	
	990 U STATES		28620		76183	
			29928		77491	
APPARATUS FOR INSTITUTIONS						9141
	1 U KINGDOM		58902		94689	
	43 AUSTRIA		88		88	
	44 BELG LUX		1200		2930	
	49 DENMARK		1799		3171	
	54 FRANCE		84		1069	
	55 GERMANY W		6403		18221	

IMPORTS BY COMMODITIES AND COUNTRIES

Commodity and Country	FEBRUARY 1961		JANUARY TO FEBRUARY 1961		Class Number
	Quantity	Value (\$)	Quantity	Value (\$)	
67 ITALY				171	
73 NETHRLNDS		296		404	
76 NORWAY		119		523	
85 SWEDEN		8 505		11 717	
86 SWITZRLND		571		2 896	
246 CZECHO S		795		795	
258 GERMANY E				746	
355 ISRAEL				97	
427 UN SO AFR		1 634		1 634	
516 HONG KONG				92	
559 JAPAN		323		2 189	
886 P RICO		347		739	
990 U STATES		7 478 25		15 747 16	
		8 288 91		17 168 90	
OPERATING ROOM EQUIPMENT					
1 U KINGDOM		9 937		17 514	9144
55 GERMANY W		10 79		3 852	
246 CZECHO S		264		5 900	
990 U STATES		5 228 87		9 733 70	
		5 341 67		9 953 32	
DENTAL INSTRUMENTS					
1 U KINGDOM		6 187		14 480	9143
43 AUSTRIA				43	
54 FRANCE		256		256	
55 GERMANY W		28 529		38 386	
85 SWEDEN		3 812		3 812	
86 SWITZRLND		378		537	
559 JAPAN		891		2 216	
990 U STATES		141 434		279 132	
		181 487		339 251	
SURGICAL TRUSSES AND SUPPORTS					
990 U STATES		137		1434	9144
		137		1434	
ARTICLES FOR THE BLIND					
1 U KINGDOM		243		702	9143
54 FRANCE		166		166	
86 SWITZRLND		546		1 103	
559 JAPAN		269		269	
990 U STATES		6 275		8 552	
		7 499		10 797	
OPTICAL AND PHILOSOPHICAL INST					
1 U KINGDOM		18 613		41 051	9142
43 AUSTRIA		79		79	
49 DENMARK		1 517		1 517	
54 FRANCE		805		1 288	
55 GERMANY W		22 121		44 806	
85 SWEDEN				571	
86 SWITZRLND		2 079		2 809	
246 CZECHO S		272		272	
516 HONG KONG		2 241		3 309	
559 JAPAN		56 897		132 445	
990 U STATES		21 993 3		43 320 4	
		32 455 7		66 135 1	
MICROSCOPES AND PARTS					
1 U KINGDOM	NO	79	102	23 789	9147
43 AUSTRIA		1	1	279	
54 FRANCE		87		87	
55 GERMANY W		88	188	4 983 0	
67 ITALY				1 121	
73 NETHRLNDS		60		246	
86 SWITZRLND		329	15	4 773	
246 CZECHO S		3 891	30	3 891	
258 GERMANY E		261	14	4 711	
559 JAPAN		1 703 7	3 467	31 788	
990 U STATES		2 302 5	1 165	3 898 7	
		16 32	4 982	15 850 4	
EDUCATIONAL FILMS					
1 U KINGDOM		8 216		17 217	9148
44 BELG LUX		55		55	
49 DENMARK				100	
54 FRANCE		489		2 423	
55 GERMANY W				100	
73 NETHRLNDS				150	
85 SWEDEN				209	
86 SWITZRLND				130	
559 JAPAN		60		60	
990 U STATES		9 365 7		19 068 4	
		10 247 7		21 112 8	
CINEMATOGRAPH CAMERAS					
1 U KINGDOM				244	9149
990 U STATES		43 439		6 691 0	
		43 439		6 715 4	
SURGICAL INSTRUMENTS					
1 U KINGDOM		27 687		73 915	9150
49 DENMARK		205		3130	
54 FRANCE		503		3 822	
55 GERMANY W		37 722		80 235	
67 ITALY		54		1 420	
73 NETHRLNDS		3 722		7 175	
85 SWEDEN		65		1 088 2	
86 SWITZRLND		5 112		9 575	
527 PAKISTAN		2 925		5 114	
559 JAPAN		9 247		59 197	
874 MEXICO		749		749	
990 U STATES		7 751 26		13 842 54	
		8 631 17		16 394 68	

IMPORTS BY COMMODITIES AND COUNTRIES

Commodity and Country	FEBRUARY 1961		JANUARY TO FEBRUARY 1961		Class Number
	Quantity	Value (\$)	Quantity	Value (\$)	
BOATS OPEN PLEASURE	NO				9152
1 U KINGDOM	24	1863	43	5005	
49 DENMARK	1	298	2	508	
54 FRANCE			1	102	
55 GERMANY W	10	760	12	1095	
76 NORWAY			2	704	
85 SWEDEN	2	3215	2	3215	
559 JAPAN	2	373	32	933	
990 U STATES	325	104662	505	150783	
	364	111171	599	162345	
LAUNCHES PLEASURE MOTIVE POWER	NO				9153
1 U KINGDOM			2	2348	
559 JAPAN	1	950	1	950	
990 U STATES	31	189704	57	333695	
	32	190654	60	336993	
SHIPS AND VESSELS REPAIRS ON					9155
954 ST PIERRE				845	
990 U STATES		2012		2080	
		2012		2925	
SHIPS FOREIGN BUILT COASTAL	NO				9156
VESSELS FOREIGN BUILT N O P					9157
1 U KINGDOM		5109		40429	
49 DENMARK				4541	
990 U STATES		4770		22573	
		9879		67543	
TRUCK TRAILERS	NO				9160
990 U STATES	26	113502	76	337105	
	26	113502	76	337105	
MOBILE HOMES	NO				9161
1 U KINGDOM	1	772	1	772	
990 U STATES	68	127046	132	297829	
	69	127818	133	298601	
BUGGIES CUTTERS VEHICLES N O P	NO				9162
1 U KINGDOM				1842	
55 GERMANY W		444		531	
76 NORWAY			3	1598	
990 U STATES	252	20888	585	45481	
	252	21332	588	49452	
CHILDRENS CARRIAGES AND PARTS	NO				9163
1 U KINGDOM	10	3059	110	7674	
55 GERMANY W			4	144	
990 U STATES	315	5106	447	8118	
	325	8165	561	15936	
CHILDRENS SLEDS VEHICLES N O P					9164
1 U KINGDOM		265		571	
73 NETHRLNDS				165	
990 U STATES		32288		57435	
		32553		58171	
WAGONS AND SLEDS FARM AND PTS	NO				9166
85 SWEDEN		500		500	
990 U STATES	115	44284	148	79615	
	115	44784	148	80115	
WHEELBARROWS HAND TRUCKS CARTS	NO				9168
1 U KINGDOM	94	1437	123	2258	
54 FRANCE			22	3147	
55 GERMANY W	1	265	2	386	
73 NETHRLNDS			4	802	
85 SWEDEN			194	5681	
990 U STATES	6587	75394	10968	137619	
	6682	77096	11313	149893	
TRUCKS AND CARS N O P					9169
1 U KINGDOM		1362		1362	
44 BELG LUX		6169		6169	
55 GERMANY W		1127		1127	
67 ITALY		1690		1690	
76 NORWAY				495	
990 U STATES		27444		66084	
		37792		76927	
AIRCRAFT NOT OVER 1500 LB WT	NO				9171
990 U STATES	27	120091	56	230427	
	27	120091	56	230427	
AIRCRAFT 1501 TO 3000 LB WT	NO				9172
990 U STATES	9	78320	14	133217	
	9	78320	14	133217	
AIRCRAFT 3001 TO 7500 LB WT	NO				9173
990 U STATES	6	421004	9	541254	
	6	421004	9	541254	
AIRCRAFT OVER 7500 LB WEIGHT	NO				9174
1 U KINGDOM	2	3759004	4	7291080	
990 U STATES	1	89550	5	8775347	
	3	3848554	9	16066427	
AIRCRAFT PTS EXCLUDING ENG PTS					9175
1 U KINGDOM		1363107		2390485	
44 BELG LUX				50	
54 FRANCE		11050		13979	
55 GERMANY W		394		394	
73 NETHRLNDS		213		1118	
246 CZECHO S		1049		1049	
516 HONG KONG		421		569	
559 JAPAN		51		652	
614 AUSTRALIA				170	
848 CUBA		1592		1592	
874 MEXICO		3690		185568	
886 P RICO		1004		10414	
990 U STATES		8485620		17489962	
		9868191		20096002	

IMPORTS BY COMMODITIES AND COUNTRIES

Commodity and Country	FEBRUARY 1961		JANUARY TO FEBRUARY 1961		Class Number
	Quantity	Value (\$)	Quantity	Value (\$)	
PAINTINGS UNDER 20 DOLLARS	NO				9181
1 U KINGDOM	150	1030	194	1338	
43 AUSTRIA	396	1505	411	1559	
44 BELG LUX			209	172	
49 DENMARK	101	665	152	1026	
54 FRANCE			36	116	
55 GERMANY W	33	484	33	484	
67 ITALY	147	1240	184	1482	
73 NETHRLNDS	15	60	77	329	
262 HUNGARY	17	190	17	190	
516 HONG KONG			3	51	
990 U STATES	22	60	84	653	
	881	5234	1400	7400	
PAINTINGS 20 DOLLARS OR OVER					9182
1 U KINGDOM		13553		36627	
43 AUSTRIA		18402		19632	
44 BELG LUX				3938	
54 FRANCE		16002		25631	
55 GERMANY W		2499		2904	
59 GREECE				167	
64 IRELAND		400		400	
67 ITALY		14142		15883	
73 NETHRLNDS		195		736	
82 SPAIN		23830		23830	
86 SWITZRLND		60		372	
262 HUNGARY		266		266	
355 ISRAEL		1775		7893	
427 UN SO AFR		751		1051	
559 JAPAN		200		200	
614 AUSTRALIA				55	
813 BAHAMAS				265	
815 BERMUDA				300	
822 BARBADOS		180		180	
824 JAMAICA		120		120	
867 HAITI		200		200	
874 MEXICO		323		323	
990 U STATES		64276		161492	
		157174		302465	
STATUES AND STATUETTES N O P					9183
1 U KINGDOM		228		4763	
43 AUSTRIA				1381	
49 DENMARK		338		398	
54 FRANCE				759	
55 GERMANY W		1584		1584	
59 GREECE				498	
67 ITALY		1713		2313	
82 SPAIN				123	
85 SWEDEN				103	
415 KENYA				345	
425 TANGANYKA				63	
516 HONG KONG		1176		1581	
559 JAPAN		5726		12859	
874 MEXICO		69		201	
990 U STATES		4788		7611	
		15622		34582	
PORCELAIN STATUES STATUETTES					9184
1 U KINGDOM		28997		34361	
43 AUSTRIA		76		374	
44 BELG LUX		2822		2822	
49 DENMARK				131	
54 FRANCE				161	
55 GERMANY W		4996		16120	
67 ITALY		899		2287	
82 SPAIN		73		73	
246 CZECHO S		126		126	
258 GERMANY E		292		1931	
516 HONG KONG		308		430	
559 JAPAN		19751		43954	
990 U STATES		3332		5018	
		61672		107788	
MATERIAL FOR HARD METAL COMPS					9187
1 U KINGDOM		115		2631	
85 SWEDEN				2100	
990 U STATES		23684		65329	
		23799		70060	
ARTICLES FOR FERTILIZER MFR					9191
990 U STATES		22223		30899	
		22223		30899	
CANADIAN GOODS RETURNED					9195
1 U KINGDOM		79780		216682	
43 AUSTRIA		250		1613	
44 BELG LUX		2564		5215	
49 DENMARK		130		130	
54 FRANCE		9566		19184	
55 GERMANY W		1210		20200	
67 ITALY		13950		17385	
73 NETHRLNDS		5313		5921	
78 PORTUGAL		1000		1000	
82 SPAIN				1600	
85 SWEDEN				3225	
86 SWITZRLND		19322		19447	
287 U S S R		1070		1070	
313 BAHRAIN				439	
319 KUWAIT		865		865	
355 ISRAEL				4978	
385 UAR EGYPT		7350		7350	

IMPORTS BY COMMODITIES AND COUNTRIES

Commodity and Country	FEBRUARY 1961		JANUARY TO FEBRUARY 1961		Class Number
	Quantity	Value (\$)	Quantity	Value (\$)	
415 KENYA		885		885	
427 UN SO AFR		181		347	
449 CONGO				850	
516 HONG KONG		3130		4760	
519 INDIA				1000	
524 MALAYA		4000		4250	
527 PAKISTAN		4010		4010	
556 INDONESIA		1600		1600	
564 KOREA				1000	
586 VIET NAM		1606		1816	
614 AUSTRALIA		1316		8033	
622 NEW ZEAL		3000		6976	
716 B GUIANA		316		316	
719 FALKLAND		8000		8000	
744 ARGENTINA				500	
752 BRAZIL		79		79	
755 CHILE		7614		7614	
785 VENEZUELA				72891	
813 BAHAMAS				2400	
815 BERMUDA		1400		1796	
822 BARBADOS				200	
824 JAMAICA		2151		7387	
826 LEEW WIND		500		2561	
828 TRINIDAD		729		1988	
848 CUBA		75		75	
855 DOM REP		1000		1700	
867 HAITI		50		289	
874 MEXICO		15500		17404	
886 P RICO				100	
954 ST PIERRE		417		624	
990 U STATES		1338046		3180149	
		1537975		3667904	
EXWAREHOUSED SHIPS STORES NOP					9197
1 U KINGDOM		4357		11214	
54 FRANCE		431		859	
73 NETHRLNDS		380		776	
716 B GUIANA				106	
886 P RICO		84		243	
990 U STATES		5754		12573	
		11006		25771	
BATTERY JARS GLASS OR RUBBER					9199
1 U KINGDOM		70		7078	
55 GERMANY W				440	
990 U STATES		120970		265146	
		121040		272664	
CORSET CLASPS STEELS WIRES					9202
1 U KINGDOM		1685		2044	
990 U STATES		1713		3861	
		3398		5905	
FEATHERB FLOWERS ART FOR HATS					9204
1 U KINGDOM		69		527	
54 FRANCE		4020		6655	
55 GERMANY W		2199		5429	
67 ITALY		707		707	
246 CZECHO S		3814		7467	
258 GERMANY E		4123		15770	
516 HONG KONG		2290		2939	
559 JAPAN		12978		40025	
990 U STATES		37770		74304	
		67970		153823	
RESCUE APPARATUS					9207
1 U KINGDOM		7963		8557	
49 DENMARK		3570		3570	
55 GERMANY W		3828		5339	
73 NETHRLNDS		182		182	
559 JAPAN				481	
990 U STATES		264812		540008	
		280355		558137	
MATERIALS FOR TEXTILE PRINTING					9208
1 U KINGDOM		2023		2192	
990 U STATES		7899		18740	
		9922		20932	
SALTS OF THORIUM OR CERIUM					9209
VACCINE AND PLASMA CONTAINERS					9212
1 U KINGDOM		814		2581	
990 U STATES		53504		96003	
		54318		98584	
GOODS FREE BY ORDER IN COUNCIL					9213
1 U KINGDOM				103	
990 U STATES		4813		5193	
		4813		5296	
SAFETY GLASS SHEET ADHESIVES					9215
990 U STATES		55502		135510	
		55502		135510	
CARTRIDGES SHOT GUN SHELLS					9237
990 U STATES				52	
				52	
DEXTROSE SOLUTIONS THERAPEUTIC					9238
990 U STATES		45990		84261	
		45990		84261	
METALLIC CARTRIDGES AMMUNITION					9239
1 U KINGDOM		4276		4535	
55 GERMANY W		79		491	
67 ITALY		718		716	
990 U STATES		4681		5598	
		9754		11342	

IMPORTS BY COMMODITIES AND COUNTRIES

Commodity and Country	FEBRUARY 1961		JANUARY TO FEBRUARY 1961		Class Number	
	Quantity	Value (\$)	Quantity	Value (\$)		
BLACKBOARDS OF SLATE OR PAPER					9240	
1 U KINGDOM		107		107		
49 DENMARK		1100		1100		
67 ITALY		6480		10820		
990 U STATES		14362		32048		
		22049		44075		
BIOLOGICAL PRODUCTS N O P					9242	
1 U KINGDOM		14344		32387		
54 FRANCE				166		
990 U STATES		186920		328002		
		201264		360555		
BASKETS OF ALL KINDS N O P					9243	
1 U KINGDOM		54		920		
43 AUSTRIA				118		
44 BELG LUX		416		492		
49 DENMARK				167		
54 FRANCE		71		71		
67 ITALY				2501		
78 PORTUGAL		761		945		
82 SPAIN		1619		1769		
246 CZECHO S		441		441		
277 POLAND		8901		17186		
288 YUGO SLAV		334		334		
516 HONG KONG		1971		4608		
519 INDIA				269		
559 JAPAN		10153		22195		
874 MEXICO		1211		1279		
990 U STATES		6113		21639		
		32045		74934		
COMMUNION SETS CHURCH ARTICLES					9244	
1 U KINGDOM		2069		7708		
43 AUSTRIA		1093		1093		
44 BELG LUX		863		1057		
54 FRANCE		19736		31746		
55 GERMANY W		7809		17546		
64 IRELAND		215		653		
67 ITALY		28248		47664		
73 NETHRLNDS		59		208		
82 SPAIN				1698		
86 SWITZRLND		890		1714		
246 CZECHO S		3568		8340		
355 ISRAEL		1708		1708		
358 JORDAN		279		748		
516 HONG KONG		626		869		
553 CHINA COM		145		145		
559 JAPAN		20790		37802		
578 TAIWAN		170		170		
874 MEXICO		55		289		
990 U STATES		62575		101239		
		150898		262397		
CARTRIDGE CASES GUN WAOS CAPS					9246	
54 FRANCE		23222		23222		
67 ITALY		524		1048		
990 U STATES		5264		10375		
		29010		34645		
AMMUNITION N O P					9247	
1 U KINGDOM		868		8658		
54 FRANCE		132		132		
55 GERMANY W		484		2177		
990 U STATES		5494		18150		
		6978		29117		
ELECTRICAL ENERGY					9249	
990 U STATES	MKWH					
		7941	32512	16422	67940	
		7941	32512	16422	67940	
INCUBATORS BROODERS AND PARTS					9252	
1 U KINGDOM	NO	12	481	13		651
990 U STATES		1833	126862	2199		173775
		1845	127343	2212	174426	
IRON SAND PRESSURE BLASTING					9253	
1 U KINGDOM		9305		12655		
85 SWEON		877		2957		
990 U STATES		40629		104750		
		50811		120362		
BALL POINT PENS AND PARTS					9254	
1 U KINGDOM		599		808		
54 FRANCE		671		671		
55 GERMANY W		404		1556		
67 ITALY		5842		5842		
86 SWITZRLND		2871		2871		
355 ISRAEL				2560		
559 JAPAN		335		821		
990 U STATES		166228		353148		
		176950		368277		
ALABASTER SPAR AMBER ORNAMENTS					9255	
1 U KINGDOM		17240		31840		
43 AUSTRIA		1316		1316		
49 DENMARK		448		1211		
54 FRANCE		172		3488		
55 GERMANY W		1277		7104		
67 ITALY		13570		17837		
86 SWITZRLND				567		
258 GERMANY E		122		1448		
415 KENYA				206		
516 HONG KONG		30450		72479		
519 INDIA		319		319		
559 JAPAN		13753		38865		

IMPORTS BY COMMODITIES AND COUNTRIES

Commodity and Country	FEBRUARY 1961		JANUARY TO FEBRUARY 1961		Class Number
	Quantity	Value (\$)	Quantity	Value (\$)	
874 MEXICO				106	
990 U STATES		16668		28206	
MACHINE CARD CLOTHING		95335		204992	
1 U KINGDOM		8155		26915	9256
44 BELG LUX				446	
990 U STATES		8972		24102	
PENCILS BLACK OR COL LEAD NOP		17127		51463	
1 U KINGDOM	GROSS				9257
55 GERMANY W	110	507	863	1884	
246 CZECHO S	221	830	887	5563	
553 CHINA COM	714	926	714	926	
559 JAPAN	2000	1041	2000	1041	
990 U STATES	3200	3520	5910	5811	
	935	4273	1518	6441	
PENCILS MECHANICAL	7180	11097	11892	21666	
1 U KINGDOM		2260		2312	9258
49 DENMARK				59	
55 GERMANY W				1743	
559 JAPAN				1132	
990 U STATES		3726		6510	
PENS FOUNTAIN EXCPT BALL POINT		5986		11756	
1 U KINGDOM		495		495	9259
55 GERMANY W				6799	
67 ITALY		3496		12420	
516 HONG KONG				394	
990 U STATES		742		1863	
PENS N O P PENHOLDERS RULERS		4733		21971	
1 U KINGDOM		2556		5288	9260
55 GERMANY W		651		1650	
67 ITALY		235		235	
73 NETHRLNDS				418	
559 JAPAN		94		1510	
990 U STATES		23337		42589	
PRECIOUS STONES NOT MOUNTED		26873		51630	
1 U KINGDOM		50592		72402	9262
43 AUSTRIA		55210		115267	
54 FRANCE		1205		3237	
55 GERMANY W		46514		100919	
67 ITALY				321	
73 NETHRLNDS		325		504	
86 SWITZRLND		1130		2909	
246 CZECHO S		28991		37253	
516 HONG KONG				3472	
519 IND (A		2997		2997	
553 CHINA COM				151	
559 JAPAN		62745		104428	
583 THAILAND		3102		3193	
614 AUSTRALIA		946		1914	
752 BRAZIL		359		1521	
874 MEXICO				194	
990 U STATES		70410		119021	
PULLEYS BELT POWER TRANS NOP		324526		569703	
1 U KINGDOM		3559		8301	9263
55 GERMANY W		188		188	
85 SWEDEN				12490	
990 U STATES		49097		95938	
SHOW CASES AND METAL PARTS		52844		116917	
1 U KINGDOM		126		126	9265
55 GERMANY W				130	
990 U STATES		26297		58173	
SIGNS LETTERS OTHER THAN PAPER		26423		58429	
1 U KINGDOM		3397		5956	9266
54 FRANCE				196	
55 GERMANY W		208		335	
85 SWEDEN				307	
559 JAPAN				143	
990 U STATES		54945		134778	
MEASURING RULES AND TAPES		58550		141715	
1 U KINGDOM		6762		14227	9267
55 GERMANY W		2873		4160	
73 NETHRLNDS				764	
559 JAPAN		2486		4207	
990 U STATES		41060		78417	
WASTE AND JUNK N O P		53181		101775	
1 U KINGDOM	CWT		436	2403	9269
990 U STATES		23814	41730	17775	
WAX VEGETABLE AND MINERAL NOP		23814	42166	20178	
55 GERMANY W	LB	220	126	3844	9270
752 BRAZIL		46113	37795	51563	
874 MEXICO		3520	1994	6499	
990 U STATES		93415	63199	153765	
WAX AND MANUFACTURES N O P		143268	103114	215671	
1 U KINGDOM					9271
55 GERMANY W		1388		1388	
		2825		10818	

IMPORTS BY COMMODITIES AND COUNTRIES

Commodity and Country	FEBRUARY 1961		JANUARY TO FEBRUARY 1961		Class Number
	Quantity	Value (\$)	Quantity	Value (\$)	
67 ITALY		216		216	
990 U STATES		26054		55916	
PREFAB BLDGS PANELS STRUCTURES		30483		68338	
1 U KINGDOM		143804		217049	9273
54 FRANCE				50621	
67 ITALY		71695		71860	
990 U STATES		202625		357960	
UNENUMERATED ARTICLES		418124		697490	
990 U STATES		557869		557869	9274
SHIPMENTS UNDER 50 DOLLARS		557869		557869	
1 U KINGDOM		143709		241485	9275
43 AUSTRIA		1569		2861	
44 BELG LUX		1686		3999	
49 DENMARK		2264		4641	
53 FINLAND		628		842	
54 FRANCE		12283		26307	
55 GERMANY W		31628		59328	
59 GREECE		269		536	
64 IRELAND		440		739	
67 ITALY		7300		14510	
73 NETHRLNDS		5608		13047	
76 NORWAY		1027		1692	
78 PORTUGAL		881		1730	
82 SPAIN		973		2725	
85 SWEDEN		3252		5664	
86 SWITZRLND		3663		7272	
245 BULGARIA		65		65	
246 CZECHO S		1229		2189	
258 GERMANY E		86		440	
262 HUNGARY		325		1080	
277 POLAND		478		661	
279 ROUMANIA				227	
287 U S S R		70		97	
288 YUGO SLAV		57		186	
347 IRAN				35	
355 ISRAEL		543		1108	
358 JORDAN		16		16	
363 LEBANON		45		95	
385 UAR EGYPT		150		384	
386 UAR SYRIA		2		2	
414 GHANA		8		8	
415 KENYA		3		5	
418 NIGERIA		10		10	
425 TANGANYKA		89		99	
426 UGANDA		30		30	
427 UN SO AFR		1073		1430	
429 B AFR NES				84	
443 ALGERIA		130		130	
457 FR W AFR		50		50	
473 MOROCCO		10		10	
513 CEYLON		104		104	
516 HONG KONG		7348		17210	
519 INDIA		454		806	
524 MALAYA		20		61	
527 PAKISTAN		133		336	
548 CAMB LAOS		4		4	
553 CHINA COM		77		309	
556 INDONESIA				53	
559 JAPAN		17189		40632	
567 PHIL		6		13	
578 TAIWAN		198		479	
583 THAILAND				78	
586 VIET NAM		157		157	
614 AUSTRALIA		1062		1656	
617 FIJI		15		15	
622 NEW ZEAL		25		189	
716 B GUIANA		84		150	
744 ARGENTINA		108		231	
752 BRAZIL		10		10	
755 CHILE		2301		2764	
763 ECUADOR		247		410	
774 PERU		19		29	
782 URUGUAY		112		112	
785 VENEZUELA		15		70	
813 BAHAMAS		928		1091	
815 BERMUDA		358		649	
817 B HOND		462		711	
822 BARBADOS		102		259	
824 JAMAICA		333		508	
828 TRINIDAD		218		401	
848 CUBA		159		496	
855 DOM REP		16		65	
862 FR W IND				27	
864 GUATEMALA		383		622	
867 HAITI				17	
869 HONDURAS		165		188	
874 MEXICO		2239		3544	
883 PANAMA		166		283	
886 P RICO		614		1058	
949 GREENLAND				80	
954 ST PIERRE		108		285	
990 U STATES		3968288		7980607	
		4225956		8452588	

IMPORTS BY COMMODITIES AND COUNTRIES

Commodity and Country	FEBRUARY 1961		JANUARY TO FEBRUARY 1961		Class Number
	Quantity	Value (\$)	Quantity	Value (\$)	
<u>GROUP 10</u>					
SPECIAL TRANSACTIONS NON TRADE					
GOLD UNREFINED	TR OZ				9905
GOLD REFINED	TR OZ				9925
1 U KINGDOM	1153	40707	1153	40707	
813 BAHAMAS	7889	277613	10551	371169	
990 U STATES	6141	215705	39538	1378020	
	15183	534025	51242	1789896	
GOLD COIN					9945
1 U KINGDOM		18955		20836	
86 SWITZRLND		49321		143469	
785 VENEZUELA		3689		3689	
855 DOM REP				804654	
876 NETH ANT		8890		8890	
990 U STATES				956	
		80855		982494	
CURRENT COIN N O P					9965
1 U KINGDOM		140		493	
73 NETHRLNDS				100	
990 U STATES		65189		105620	
		65329		106213	
IMPORTS FOR DIPLOMATS ETC					9980
1 U KINGDOM		842102		2896407	
43 AUSTRIA		185		285	
44 BELG LUX		160		220	
49 DENMARK		4083		6328	
53 FINLAND		900		900	
54 FRANCE		170665		696266	
55 GERMANY W		119316		201243	
59 GREECE		32400		32480	
64 IRELAND		270		1990	
67 ITALY		10267		16104	
73 NETHRLNDS		2908		18670	
76 NORWAY				223	
78 PORTUGAL		2090		3053	
82 SPAIN				97	
85 SWEDEN		2561		2823	
86 SWITZRLND		549		1356	
246 CZECHO S		450		1200	
277 POLAND		300		350	
287 U S S R		635		815	
355 ISRAEL		496		5187	
382 TURKEY				200	
385 UAR EGYPT		1165		94603	
386 UAR SYRIA				51	
418 NIGERIA				25000	
427 UN SO AFR		575		875	
429 B AFR NES				19558	
449 CONGO		4000		4330	
516 HONG KONG		248		356	
519 INDIA		8082		8082	
524 MALAYA		9000		9000	
527 PAKISTAN		440		440	
556 INDONESIA		681		1681	
559 JAPAN		1015		1394	
567 PHIL		200		400	
614 AUSTRALIA		60		2290	
622 NEW ZEAL				575	
716 B GUIANA		2699		2699	
744 ARGENTINA		3000		3000	
755 CHILE		3404		3404	
763 ECUADOR		600		600	
774 PERU				60	
785 VENEZUELA		3000		3000	
815 BERMUDA		200		200	
822 BARBADOS				131	
824 JAMAICA				982	
828 TRINIDAD				131	
848 CUBA		2017		2259	
855 DOM REP		1217		1484	
867 HAITI		50		114	
886 PRICO				96	
954 ST PIERRE				1267	
990 U STATES		3335493		6594411	
		4567483		10668670	
SETTLERS EFFECTS					9982
1 U KINGDOM		103017		242078	
19 MALTA		2035		2435	
43 AUSTRIA		900		4920	
44 BELG LUX		7071		13681	
49 DENMARK		11513		15008	
53 FINLAND		2225		4075	
54 FRANCE		22641		42079	
55 GERMANY W		50430		111147	
59 GREECE		2170		2970	
64 IRELAND		2925		3075	
67 ITALY		19169		43509	
73 NETHRLNDS		42507		78262	
76 NORWAY				2660	
78 PORTUGAL		2195		3495	
82 SPAIN		3550		4505	

IMPORTS BY COMMODITIES AND COUNTRIES

Commodity and Country	FEBRUARY 1961		JANUARY TO FEBRUARY 1961		Class Number
	Quantity	Value (\$)	Quantity	Value (\$)	
85 SWEDEN		3920		6412	
86 SWITZRLND		4175		8885	
246 CZECHO S		300		300	
262 HUNGARY		2500		6600	
277 POLAND		3100		8750	
279 ROUMANIA				100	
287 U S S R		300		1000	
288 YUGO SLAV				750	
316 CYPRUS				50	
344 ETHIOPIA		250		250	
347 IRAN		1500		3121	
355 ISRAEL		3568		12348	
363 LEBANON		3548		6048	
366 LIBYA				500	
382 TURKEY		1700		1700	
385 UAR EGYPT		600		600	
415 KENYA		115		115	
418 NIGERIA				125	
422 RHOD NYAS		5000		8014	
425 TANGANYKA		135		135	
427 UN SO AFR		22965		26570	
443 ALGERIA				600	
516 HONG KONG		13986		18834	
519 INDIA		3070		7756	
524 MALAYA		2853		4853	
527 PAKISTAN		8966		23316	
545 BURMA		500		500	
548 CAMB LAOS				300	
556 INDONESIA		1000		1000	
559 JAPAN		500		1876	
567 PHIL				4000	
614 AUSTRALIA		4075		8225	
622 NEW ZEAL		2795		7175	
716 B GUIANA		1000		1600	
744 ARGENTINA		550		1050	
752 BRAZIL		1200		2580	
755 CHILE				2000	
763 ECUADOR		2030		2030	
774 PERU				1040	
782 URUGUAY				100	
785 VENEZUELA				2863	
813 BAHAMAS		4675		6425	
815 BERMUDA		2603		2803	
822 BARBADOS				500	
824 JAMAICA		1753		1828	
828 TRINIDAD		500		3567	
848 CUBA		9040		12934	
855 DOM REP				1300	
867 HAITI		100		100	
874 MEXICO		2205		5005	
876 NETH ANT				500	
879 NICARAGUA				1000	
990 U STATES		1154812		2383566	
		1544237		3177498	
PRIVATE DONATIONS AND GIFTS					9984
1 U KINGDOM		7794		38703	
44 BELG LUX		50		367	
49 DENMARK		75		211	
54 FRANCE		1117		1167	
55 GERMANY W		225		1575	
64 IRELAND		350		350	
67 ITALY		125		885	
73 NETHRLNDS		380		1547	
76 NORWAY		1506		2506	
86 SWITZRLND				400	
427 UN SO AFR		50		600	
516 HONG KONG				150	
524 MALAYA		1700		1700	
614 AUSTRALIA		300		300	
622 NEW ZEAL		50		50	
716 B GUIANA				290	
758 COLOMBIA		2000		2000	
822 BARBADOS				412	
990 U STATES		32177		115609	
		47899		168822	
TOURIST PURCHASES DUTY FREE					9986
1 U KINGDOM		183216		465810	
15 GIBRALTAR				251	
19 MALTA		30		108	
43 AUSTRIA		14470		24833	
44 BELG LUX		2617		5526	
49 DENMARK		10149		23436	
53 FINLAND		412		847	
54 FRANCE		45249		90442	
55 GERMANY W		62568		141106	
59 GREECE		2311		10275	
63 ICELAND				30	
64 IRELAND		6787		17285	
57 ITALY		39427		83125	
73 NETHRLNDS		27327		57702	
76 NORWAY		2041		5270	
78 PORTUGAL		2447		9799	
82 SPAIN		7801		11579	
85 SWEDEN		2535		7261	
86 SWITZRLND		11366		27985	
246 CZECHO S		775		2791	

IMPORTS BY COMMODITIES AND COUNTRIES

Commodity and Country	FEBRUARY 1961		JANUARY TO FEBRUARY 1961		Class Number
	Quantity	Value (\$)	Quantity	Value (\$)	
262 HUNGARY		323		411	
277 POLAND		1215		1684	
279 ROUMANIA				31	
287 U S S R		439		883	
288 YUGO SLAV				62	
347 IRAN				548	
355 ISRAEL		7287		19662	
358 JORDAN				553	
363 LEBANON		353		353	
366 LIBYA				174	
385 UAR EGYPT		7579		16390	
414 GHANA				89	
415 KENYA				1079	
418 NIGERIA				60	
422 RHOD NYAS		117		141	
427 UN SO AFR				298	
429 B AFR NES		2019		5187	
443 ALGERIA		15		15	
449 CONGO				2605	
473 MOROCCO		994		2562	
484 SPAN AFR				234	
516 HONG KONG		8330		14379	
519 INOIA		2357		5004	
524 MALAYA				1527	
527 PAKISTAN		158		917	
556 INDONESIA				158	
559 JAPAN		8707		26862	
578 TAIWAN				281	
583 THAILAND				77	
586 VIET NAM				330	
614 AUSTRALIA		1761		4887	
617 FIJI				357	
622 NEW ZEAL		626		1695	
716 B GUIANA				448	
744 ARGENTINA		327		513	
747 BOLIVIA				35	
752 BRAZIL		1274		2748	
755 CHILE		423		483	
758 COLOMBIA				121	
769 PARAGUAY				49	
774 PERU		455		1054	
785 VENEZUELA		911		2472	
813 BAHAMAS		25963		39809	
815 BERMUDA		11332		26088	
822 BARBADOS		8087		12235	
824 JAMAICA		39192		56799	
826 LEEW WIND				753	
828 TRINIDAD		2181		3264	
845 CRICA		98		98	
848 CUBA		706		992	
864 GUATEMALA		63		172	
867 HAITI		6083		8639	
874 MEXICO		71831		107343	
876 NETH ANT		3049		5406	
883 PANAMA		261		475	
886 P RICD		2560		3862	
887 VIRGIN IS		1398		3540	
949 GREENLAND		146		802	
954 ST PIERRE		1056		1801	
990 U STATES		2201240		4446740	
		2842444		5821697	
IMPORTS FOR EXHIB COMPETITION					9988
1 U KINGDOM		1070		165401	
55 GERMANY W				900	
67 ITALY				7000	
85 SWEDEN		1500		1500	
427 UN SO AFR		2275		2275	
848 CUBA				500	
990 U STATES		1526353		2105435	
		1531198		2283011	
MOTION PICT FILM NOT SOLD EXP	FT				9990
1 U KINGDOM	36633	2222	118752	11590	
54 FRANCE	453514	24152	484165	26181	
246 CZECHO S			16844	1348	
385 UAR EGYPT	34560	5000	92666	12070	
449 CONGO	20554	3000	68392	8000	
519 INDIA			3000	500	
614 AUSTRALIA	13607	990	38607	2990	
815 BERMUDA	12079	480	12079	480	
954 ST PIERRE	3570	575	15170	2075	
990 U STATES	1580542	156433	2827591	325517	
	2155059	192852	3677266	390751	
PHOTO FILM PLATES NOT SOLD EXP					9992
1 U KINGDOM		2733		2858	
54 FRANCE		160		160	
614 AUSTRALIA		2000		2000	
824 JAMAICA				520	
990 U STATES		2263		17851	
		7156		23389	

THE HISTORY OF THE UNITED STATES

The first part of the history of the United States is the period of discovery and settlement. It begins with the arrival of Christopher Columbus in 1492 and continues through the early years of the 17th century. This period is characterized by the exploration of the continent and the establishment of the first permanent European settlements.

The second part of the history is the period of the American Revolution. It begins with the outbreak of hostilities in 1775 and ends with the signing of the Treaty of Paris in 1783. This period is marked by the struggle for independence from British rule and the formation of a new nation.

The third part of the history is the period of the early republic. It begins with the adoption of the Constitution in 1787 and continues through the 1820s. This period is characterized by the development of a strong federal government and the expansion of the territory.

The fourth part of the history is the period of the Civil War and Reconstruction. It begins with the outbreak of the war in 1861 and ends with the Reconstruction era in the 1870s. This period is marked by the struggle over slavery and the preservation of the Union.

Value, Price and Volume Indexes of Imports

The following table gives index numbers of the declared (statistical) value of imports by months, and of the unit value (price) and volume of these imports. The value index expresses the value of imports in a given month as a percentage of the monthly average in the base year. The price index is of the fixed-weight aggregative (Laspeyres) type, and combines unit values calculated from the monthly import statistics with specified wholesale or other price quotations. These latter quotations are used where inadequate quantity reporting or insufficiently homogeneous items in the trade statistics prevent the obtaining of sufficiently representative unit value series. The volume index is derived by dividing the value index by the corresponding price index, and is, therefore, of the currently-weighted (Paasche) type. These indexes are computed with 1948 as an interim reference base pending conversion to the Bureau's official post-war reference base (1949).

In computing the price index certain adjustments were made to the regular grouping of commodities used in the trade statistics, and all three indexes are presented on the basis of these adjusted groups. The chief adjustments are as follows: the two groups "agricultural and vegetable products" and "animals and animal products" have been combined into one group now titled "agricultural and animal products"; the sub-group "rubber and its products" (1678-1732) and the item "advertising matter" (4291) have been transferred to the "miscellaneous products" group; three "ships" items (9155-57) have been transferred to the "iron and steel and their products" group; and a few other adjustments designed to improve group classification by component material have been made. Beginning with statistics for January, 1960, the trade totals used for the purpose of all three indexes are also adjusted for "Special Transactions - Non-Trade" as described in the blue pages of the January, 1960, issue of this report. It should be noted that the item "arms, etc., British or N.A.T.O. countries" (9196) was already being deducted for index purposes from the "miscellaneous products" group and from the grand total prior to January, 1960.

These indexes are currently computed from the original data for months, quarters and calendar years. Approximate indexes for other periods may be obtained by averaging the monthly values. Although such indexes will be less accurate than would result from a separate computation based on the original data, the margin of error is insufficient to necessitate a lengthy, separate computation.

A complete record of these series by months for the post-war period is published in issues of Volume I of the annual report "Trade of Canada". Some additional commodity information appears in issues of the "Review of Foreign Trade". Details of the computation of the price indexes are given in D.B.S. Reference Paper, No. 8, 1950, titled "Export and Import Price Indexes by Months, July, 1945-June, 1950 (1948 = 100)".

MONTHLY INDEX NUMBERS OF DECLARED VALUES, PRICES AND PHYSICAL VOLUME OF IMPORTS, BY GROUPS

Interim base, 1948 = 100

Month	Total			Agricultural and Animal Products			Fibres and Textiles			Wood Products and Paper			
	1959	1960	1961	1959	1960	1961	1959	1960	1961	1959	1960	1961	
INDEX OF DECLARED VALUES													
1	January	184.8	183.1	197.6	152.9	130.7	151.7	111.3	122.2	129.3	316.5	321.1	363.0
2	February	174.9	207.5	181.1	132.4	149.5	149.9	109.8	135.8	117.6	355.3	396.2	359.0
3	March	198.3	217.2		151.0	159.5		112.6	136.0		344.2	385.9	
4	April	237.2	218.6		186.8	187.0		136.0	126.6		374.9	347.8	
5	May	231.9	236.5		216.4	215.7		131.5	121.7		356.4	384.4	
6	June	234.9	223.0		191.5	193.8		126.0	127.1		384.0	382.9	
7	July	219.3	194.2		175.3	161.9		119.7	123.0		350.2	332.4	
8	August	195.9	203.7		168.5	178.4		115.4	129.2		406.0	368.9	
9	September	205.6	195.9		189.1	167.0		119.3	107.0		421.7	370.8	
10	October	220.2	205.0		200.5	200.1		120.0	112.1		423.5	380.1	
11	November	220.1	235.3		224.1	248.8		129.6	130.5		391.4	374.0	
12	December	201.9	197.1		198.3	208.5		119.6	110.5		353.7	322.6	
AI	Annual Index	210.4	209.8		182.2	183.4		120.9	124.6		373.1	363.9	
INDEX OF PRICES													
1	January	114.9	114.8	118.1 ^r	91.4	88.8	94.0 ^r	83.7	87.6	93.8 ^r	140.0	139.9	144.6
2	February	115.8	114.7	118.2	91.2	88.9	94.1	83.8	87.2	92.5	140.5	140.0	144.9
3	March	115.7	114.1		93.7	89.8		83.4	87.3		140.2	140.4	
4	April	115.0	116.1		92.4	91.6		79.9	86.3		140.0	141.3	
5	May	114.7	116.8		93.4	90.4		80.6	87.2		139.7	142.4	
6	June	114.7	118.1		93.4	93.0		81.0	87.6		139.6	142.6	
7	July	114.2	117.6		91.7	91.3		80.5	88.6		139.7	142.9	
8	August	114.1	116.6		91.1	92.0		82.3	88.5		139.5	143.1	
9	September	113.8	117.0		92.5	92.7		82.6	88.9		139.3	143.1	
10	October	113.5	116.8		93.2	94.1		81.7	89.7		138.8	143.5	
11	November	113.5	116.0		90.4	92.9		83.4	89.8		139.2	143.4	
12	December	114.2	116.5		89.1	92.3		85.5	91.4		139.4	143.9	
AI	Annual Index	114.4	116.1		91.3	91.1		82.3	88.0		139.7	142.2	
INDEX OF PHYSICAL VOLUME													
1	January	160.8	159.5	167.3 ^r	167.3	147.2	161.4 ^r	133.0	139.5	137.8 ^r	226.1	229.5	251.0
2	February	151.0	180.9	153.2	145.2	168.2	159.3	131.0	155.7	127.1	252.9	283.0	247.8
3	March	171.4	190.4		161.2	177.6		135.0	155.8		245.5	274.9	
4	April	206.3	188.3		202.2	204.1		170.2	146.7		267.8	246.1	
5	May	202.2	202.5		231.7	238.6		163.2	139.6		255.1	269.9	
6	June	204.8	188.8		205.0	208.4		155.6	145.1		275.1	268.5	
7	July	192.0	165.1		191.2	177.3		148.7	138.8		250.7	232.6	
8	August	171.7	174.7		185.0	193.9		140.2	146.0		291.0	257.8	
9	September	180.7	167.4		204.4	180.2		144.4	120.4		302.7	259.1	
10	October	194.0	175.5		215.1	212.6		146.9	125.0		305.1	264.9	
11	November	193.9	202.8		247.9	267.8		155.4	145.3		271.1	260.8	
12	December	176.8	169.2		222.6	225.9		139.9	120.9		253.7	224.2	
AI	Annual Index	183.9	180.7		199.6	201.3		146.9	141.6		267.1	255.9	

^r Revised figures.

MONTHLY INDEX NUMBERS OF DECLARED VALUES, PRICES AND PHYSICAL VOLUME OF IMPORTS, BY GROUPS

Interim base, 1948 = 100

Iron and Steel and their Products			Non-Ferrous Metals and their Products			Non-Metallic Minerals and their Products			Chemicals and Fertilizers			Miscellaneous Products			
1959	1960	1961	1959	1960	1961	1959	1960	1961	1959	1960	1961	1959	1960	1961	
INDEX OF DECLARED VALUES															
238.0	249.6	231.7	249.7	265.1	319.4	104.8	93.6	100.1	225.1	230.1	255.2	254.3	307.7	482.8	1
220.7	281.5	215.1	245.9	300.4	257.7	94.9	91.8	89.9	240.6	253.7	257.0	333.5	416.5	409.1	2
264.7	300.3		288.1	323.9		100.3	97.3		280.8	284.5		367.4	389.2		3
331.1	296.2		327.5	295.6		102.0	89.9		297.6	299.1		489.9	457.4		4
313.7	312.5		286.0	331.0		115.3	111.8		304.4	322.2		398.6	421.7		5
325.2	289.9		341.2	303.5		112.5	115.1		308.2	322.3		410.8	395.1		6
298.4	239.8		301.2	271.0		122.4	113.2		260.6	256.7		390.6	363.8		7
217.3	221.7		375.1	339.6		121.3	131.3		255.6	287.1		330.8	382.0		8
233.7	219.0		316.3	317.8		131.9	126.8		264.2	288.2		357.9	381.0		9
260.6	237.1		340.1	311.1		132.8	114.6		310.0	294.1		377.1	393.3		10
249.1	267.1		326.8	341.2		131.3	129.2		313.4	328.3		382.1	489.8		11
242.8	219.8		288.7	266.5		119.0	105.9		248.5	266.5		343.4	468.2		12
266.3	261.2		307.2	305.6		115.7	110.0		275.7	286.1		377.4	405.5		AI
INDEX OF PRICES															
144.9	144.7	150.1	134.2	136.7	141.3	103.4	99.1	98.9 ^r	112.6	110.0	113.9	111.0	125.1	116.0	1
147.1	144.2	149.9	135.2	137.3	139.8	104.4	98.9	101.0	111.1	110.0	114.4	111.7	125.9	115.2	2
146.1	144.1		135.2	136.9		103.4	96.3		111.2	109.6		112.4	125.0		3
145.2	145.9		135.1	138.3		104.8	100.8		111.8	111.0		111.6	126.2		4
144.7	147.8		135.1	139.6		102.3	100.5		112.4	111.7		113.8	128.6		5
143.8	148.7		134.7	139.8		103.2	102.1		110.9	112.2		114.7	131.8		6
143.5	148.1		135.4	137.8		101.9	101.5		111.2	113.5		118.0	132.0		7
143.2	146.4		135.1	138.0		101.6	99.2		110.9	113.3		118.1	130.7		8
142.8	146.8		134.5	137.6		99.6	100.8		111.4	112.8		118.8	127.0		9
142.4	147.5		134.9	139.5		98.6	98.3		109.6	113.4		119.6	121.3		10
143.4	146.2		135.3	138.2		98.2	98.0		110.0	112.3		120.2	120.1		11
143.6	148.3		135.6	138.6		99.7	97.4		109.9	113.5		122.5	117.1		12
144.2	146.5		135.1	138.3		101.8	99.1		110.9	111.9		116.3	125.7		AI
INDEX OF PHYSICAL VOLUME															
164.3	172.5	154.4	186.1	193.9	226.0	101.4	94.5	101.2 ^r	199.9	209.2	224.1	229.1	246.0	416.2	1
150.0	195.2	143.5	181.9	218.8	184.3	90.9	92.8	89.0	216.6	230.6	224.7	298.6	330.8	355.1	2
181.2	208.4		213.1	236.6		97.0	101.0		252.5	259.6		326.9	311.4		3
228.0	203.0		242.4	213.7		97.3	89.2		266.2	269.5		439.0	362.4		4
216.8	211.4		211.7	237.1		112.7	111.2		270.8	288.5		350.3	327.9		5
226.1	195.0		253.3	217.1		109.0	112.7		277.9	287.3		358.2	299.8		6
207.9	161.9		222.5	196.7		120.1	111.5		234.4	226.2		331.0	275.6		7
151.7	151.4		277.6	246.1		119.4	132.4		230.5	253.4		280.1	292.3		8
163.7	149.2		235.2	231.0		132.4	125.8		237.2	255.5		301.3	300.0		9
183.0	160.7		252.1	223.0		134.7	116.6		282.8	259.3		315.3	324.2		10
173.7	182.7		241.5	246.9		133.7	131.8		284.9	292.3		317.9	407.8		11
169.1	148.2		212.9	192.3		119.4	108.7		226.1	234.8		280.3	399.8		12
184.7	178.3		227.4	221.0		113.7	111.0		248.6	255.7		324.5	322.6		AI

CATALOGUE No.

65-007

MONTHLY

JUL 25 1961



CANADA

TRADE OF CANADA

IMPORTS

MARCH, 1961

AND

THREE MONTHS ENDED MARCH, 1961

DOMINION BUREAU OF STATISTICS

International Trade Division

External Trade Section

CHANGES AFFECTING PREVIOUS REPORTS
Cumulative Totals adjusted in March Report

1961
Import
List No. 3

IMPORTS

January, 1961

Class Number

5128	- Deduct from Japan	2,292 cwt.	-
5197	- Deduct from Sweden	2,471 cwt.	-

Note: Effective retroactive to January 1, 1961 a new import class was established: 7308 "Floor and wall tiles, linoleum, fabric or felt base" (formerly part of class 7312).
Statistics have been adjusted for January and February 1961 for the following classes.

	<u>January, 1961</u>		<u>February, 1961</u>	
Class Number 7308				
1 - United Kingdom	Sq. ft.	\$	Sq. ft.	\$
	<u>2,219,786</u>	<u>203,849</u>	<u>2,592,257</u>	<u>232,460</u>
	<u>2,219,786</u>	<u>203,849</u>	<u>2,592,257</u>	<u>232,460</u>
Class Number 7310				
1 - United Kingdom	Sq. ft.	\$	Sq. ft.	\$
44 - Belg. and Lux.	-	-	7,847	1,135
559 - Japan	68,000	5,778	-	-
990 - United States	<u>160,254</u>	<u>38,628</u>	<u>166,631</u>	<u>39,695</u>
	<u>530,068</u>	<u>85,693</u>	<u>206,803</u>	<u>47,996</u>
Class Number 7312				
55 - Germany W.	14,036	903	-	-
990 - United States	<u>61,193</u>	<u>10,716</u>	<u>133,062</u>	<u>29,803</u>
	<u>75,229</u>	<u>11,619</u>	<u>133,062</u>	<u>29,803</u>

DOMINION BUREAU OF STATISTICS

International Trade Division

External Trade Section

TRADE OF CANADA

IMPORTS

MARCH, 1961

AND

THREE MONTHS ENDED MARCH, 1961

Published by Authority of

The Honourable George Hees, Minister of Trade and Commerce

7502-505-31

Price \$7.50 a year
Single copies 75 cents

Vol. 18, No. 3

TABLE OF CONTENTS

	Page
EXPLANATORY NOTES	2
KEY TO ABBREVIATIONS OF COUNTRIES	3
 SUMMARY TABLES:	
Imports by Countries	4
Imports by Main Groups	7
 DETAILED TABLES:	
Imports by Commodities and Countries:	
Agricultural and Vegetable Products (except Chemicals, Fibres and Wood):	Class Number
A – Mainly Food	1 to 390
B – Other than Food	1501 to 1846
Animals and Animal Products (except Chemicals and Fibres)	2012 to 2347
Fibres, Textiles and Textile Products	3001 to 3999
Wood, Wood Products and Paper	4002 to 4311
Iron and Its Products	5001 to 5894
Non-Ferrous Metals and Their Products (except Gold).....	6001 to 6325
Non-Metallic Minerals and Their Products (except Chemicals).....	7001 to 7315
Chemicals and Allied Products	8001 to 8950
Miscellaneous Commodities	9000 to 9275
Special Transactions – Non-Trade	9905 to 9992

VALUE, PRICE AND VOLUME INDEXES at end of report.

EXPLANATORY NOTES

1. **Source of Data.** Statistics of imports are based upon the declarations of importers (import entries) as subsequently checked by customs officials.
2. **Valuation.** The value of goods imported is usually the value as determined for customs duty purposes. In most cases this corresponds to the value shown on the invoice accompanying the goods, converted to Canadian dollars at authorized exchange rates (usually the commercial rate prevailing at the date on which the goods were actually despatched to Canada), and excluding such charges as freight, insurance, handling and taxes. In effect, therefore, import values are taken f.o.b. point of shipment in the country of export.

Effective with statistics for January, 1959, the statistical value of imports on which dumping duty has been collected is considered to be the value of the goods as declared by the importer (i.e. the value for duty less the amount of dumping duty). This change in procedure is to conform with the principle that trade statistics should show, whenever possible, the actual amount paid for imports. Previously the statistical value of such imports was considered to be the value for duty.

3. **Units of Quantity.** Weight, where shown, is the net weight of the goods, excluding the weight of such packing as is required for shipment, except in certain special cases otherwise defined in the Customs Tariff. The expression "ton" means 2,000 pounds, and "cwt." 100 pounds, avoirdupois. Where other units of quantity are used, Imperial standards apply.

In this report are statistical classes such as "lawn mowers, power, and parts" which show a quantity in "number" and a value. In these classes the "number" refers only to the number of substantially complete units imported, while the value includes also the value of any parts of the commodity imported. For such classes the average value per unit cannot be ascertained.

4. **Coverage.** Statistics of imports include substantially all goods which enter Canada and are cleared by customs officials for domestic sale or use. The series therefore includes goods which are cleared by customs immediately on entry into the country, and goods cleared out of customs warehouses; but excludes goods placed in customs warehouses on entering the country. The technical phrase "Imports entered for consumption" which is sometimes used to describe Canadian import statistics does not imply that all imports will actually be consumed in Canada, but only that they are free to be so consumed without further customs formalities.
5. **Exclusions.** Import statistics exclude gold, but include gold products where the value of the gold content is less than 80% of the value of the commodity. A small amount of gold scrap in the form of jewellers' sweepings is also included. Other important exclusions are goods for the use of United States forces stationed at treaty based in Canada, ships of British construction and registry imported for use in Canada, ships purchased for use in foreign trade, bunker supplies and ships' stores purchased by Canadian vessels abroad, temporary imports for exhibition or competition, Canadian-owned military equipment returned to Canada, and, from January 1, 1960, goods imported for foreign armed forces or diplomats stationed in Canada, settlers' effects, private donations and gifts, and tourist purchases exempt from duty (see blue pages of the January, 1960, issue of this report).

6. **Countries Credited.** Imports are usually credited to the country from which the goods were consigned to Canada. The country of consignment is the country from which goods have come to Canada without interruption of transit except in the course of transfer from one means of conveyance to another.

An exception to this rule is made in the case of imports of goods originating in Central or South America (including the Antilles and Bermuda) which are consigned to Canada from the United States. These imports are credited to the country in which the goods originated.

7. **Time Periods.** Import statistics for any month include all goods declared on import entries received at the Bureau of Statistics during the calendar month in question.
8. **Abbreviations.** Many descriptions of countries and commodities used in this report are abbreviated or incomplete because of mechanical limitations. A key to abbreviations of countries appears in this report, and full descriptions of all commodities appear in Volume III of the annual report "Trade of Canada". The letters "N.O.P." mean "not otherwise provided for", "N.E.S.", "not elsewhere specified".
9. **Revisions.** All statistics in this report are subject to revision. Revisions to previous reports are published on the coloured pages at the beginning of each monthly report.

KEY TO ABBREVIATIONS OF COUNTRIES

Note: The classification of Countries with a statement of the territorial limits used for statistical purposes will be found in the blue pages of the January, 1960 report with additional amendments of coverage in the January, 1961 report.

Afghan	Afghanistan	Italy	Italy
Albania	Albania	Jamaica	Jamaica
Algeria	Algeria	Japan	Japan
Angola	Angola	Jordan	Jordan
Argentina	Argentina	Kenya	Kenya
Australia	Australia	Korea	Korea
Austria	Austria	Kuwait	Kuwait
Bahamas	Bahamas	Lebanon	Lebanon
Bahrain	Bahrain	Leew Wind	Leeward and Windward Islands
Barbados	Barbados	Liberia	Liberia
Belg Lux	Belgium and Luxembourg	Libya	Libya
Bermuda	Bermuda	Malaya	Malaya and Singapore
Bolivia	Bolivia	Malta	Malta and Gozo
Brazil	Brazil	Mauritius	Mauritius and Dependencies
B Afr nes	British Africa n.e.s.	Mexico	Mexico
B E I nes	British East Indies n.e.s.	Morocco	Morocco
B Guiana	British Guiana	Mozambique	Mozambique
B Hond	British Honduras	Nethrlnds	Netherlands
B M E nes	British Middle East n.e.s.	Neth Ant	Netherlands Antilles
B Oce nes	British Oceania n.e.s.	New Zeal	New Zealand
Bulgaria	Bulgaria	Nicaragua	Nicaragua
Burma	Burma	Nigeria	Nigeria
Camb Laos	Cambodia and Laos	Norway	Norway
Ceylon	Ceylon	Pakistan	Pakistan
Chile	Chile	Panama	Panama
China Com	China, Communist	Paraguay	Paraguay
Colombia	Colombia	Peru	Peru
Congo	Congo	Phil	Philippines
C Rica	Costa Rica	Poland	Poland
Cuba	Cuba	Portugal	Portugal
Cyprus	Cyprus	Pt Af nes	Portuguese Africa n.e.s.
Czecho S.	Czechoslovakia	Pt As nes	Portuguese Asia n.e.s.
Denmark	Denmark	Pt India	Portuguese India
Dom Rep	Dominican Republic	P Rico	Puerto Rico
Ecuador	Ecuador	Qatar	Qatar
El Salvd	El Salvador	Rhod Nyas	Rhodesia and Nyasaland
Ethiopia	Ethiopia	Roumania	Roumania
Falkland	Falkland Islands	Saud Arab	Saudi Arabia
Fiji	Fiji	S Leoné	Sierra Leone
Finland	Finland	Somalia	Somalia
France	France	Spain	Spain
Fr Af nes	French Africa n.e.s.	Span Afr	Spanish Africa
Fr Eq Afr	French Equatorial Africa	St Pierre	St. Pierre and Miquelon
Fr Guiana	French Guiana	Sudan	Sudan
Fr Ne Oce	French and Netherlands Oceania	Surinam	Surinam
Fr W Afr	French West Africa	Sweden	Sweden
Fr W Ind	French West Indies	Switzrlnd	Switzerland
Germany E	Germany, East	Taiwan	Taiwan (Republic of China)
Germany W	Germany, Federal Republic	Tanganyka	Tanganyika
Ghana	Ghana	Thailand	Thailand
Gibraltar	Gibraltar	Trinidad	Trinidad and Tobago
Greece	Greece	Tunisia	Tunisia
Greenland	Greenland	Turkey	Turkey
Guatemala	Guatemala	Uganda	Uganda
Guinea	Guinea	Un So Afr	Union of South Africa
Haiti	Haiti (Republic)	U S S R	Union of Soviet Socialist Republics
Honduras	Honduras	UAR Egypt	United Arab Republic-Egyptian Region
Hong Kong	Hong Kong	UAR Syria	United Arab Republic-Syrian Region
Hungary	Hungary	U Kingdom	United Kingdom
Iceland	Iceland	U States	United States
India	India	U S Ocea	United States Oceania
Indonesia	Indonesia	Virgin Is	United States Virgin Islands
Iran	Iran	Uruguay	Uruguay
Iraq	Iraq	Venezuela	Venezuela
Ireland	Ireland	Viet Nam	Viet-Nam
Israel	Israel	Yugo Slav	Yugoslavia

IMPORTS BY COUNTRIES

Country	March		January to March	
	1960	1961	1960	1961
	\$	\$	\$	\$
WESTERN EUROPE:				
United Kingdom	52,702,260	50,866,934	142,210,964	141,789,882
Gibraltar	-	-	-	-
Malta and Gozo	4,308	7,705	6,175	8,379
Austria	561,704	508,662	1,369,851	1,338,369
Belgium and Luxembourg	2,739,755	2,772,121	6,894,035	6,211,833
Denmark	666,689	650,703	1,597,915	1,684,627
Finland	34,751	27,809	94,372	133,591
France	3,102,735	3,270,106	8,545,257	9,158,912
Germany, Federal Republic	10,081,337	9,733,831	27,452,130	27,107,343
Greece	15,248	8,515	59,284	54,826
Iceland	-	3,013	28	3,013
Ireland	187,870	275,058	415,429	588,542
Italy	2,485,583	2,780,454	6,816,806	7,305,079
Netherlands	2,442,012	2,876,525	5,853,785	6,454,329
Norway	678,110	301,545	1,047,669	779,732
Portugal	201,322	224,663	513,338	618,649
Spain	372,165	346,699	953,194	1,039,514
Sweden	1,474,985	1,426,638	3,813,749	4,479,406
Switzerland	1,872,586	1,915,768	4,938,549	5,130,051
Commonwealth Countries	52,706,568	50,874,639	142,217,139	141,798,261
Other Countries	26,916,852	27,122,110	70,365,391	72,087,816
Total, Western Europe	79,623,420	77,996,749	212,582,530	213,886,077
EASTERN EUROPE:				
Albania	-	-	-	-
Bulgaria	88	761	88	1,299
Czechoslovakia	350,065	407,834	1,166,709	1,251,050
Germany, East	57,726	55,790	130,331	173,058
Hungary	28,377	26,051	52,120	65,804
Poland	73,630	381,592	208,448	537,394
Roumania	2,672	700	2,902	15,509
Union of Soviet Socialist Republics	20,621	11,786	70,886	46,061
Yugoslavia	4,363	70,006	34,545	117,394
Total, Eastern Europe	537,542	954,520	1,666,029	2,207,569
MIDDLE EAST:				
Bahrain	-	-	-	439
Cyprus	1,678	1,971	7,222	7,373
Kuwait	3,136,656	1,810,449	6,024,172	5,898,423
Qatar	-	278,388	-	1,818,891
British Middle East n.e.s.	-	1,634	8,046	1,634
Ethiopia	4,989	-	8,439	-
Iran	1,441,460	1,945,504	4,253,247	5,229,482
Iraq	-	25,353	8,614	25,353
Israel	384,588	440,244	813,899	975,994
Jordan	-	339	-	1,122
Lebanon	836	331	952	426
Libya	-	-	-	-
Saudi Arabia	3,248,342	4,304,745	9,544,749	13,690,345
Somalia	-	-	-	-
Sudan	-	-	94	3,617
Turkey	48,392	102,320	194,671	247,183
United Arab Republic-Egyptian Region	19,169	109,365	38,764	131,073
United Arab Republic-Syrian Region	1,611	1,938	3,670	5,047
Commonwealth Countries	3,138,334	2,092,442	6,039,440	7,726,760
Other Countries	5,149,387	6,930,139	14,867,099	20,309,642
Total, Middle East	8,287,721	9,022,581	20,906,539	28,036,402
OTHER AFRICA:				
Ghana	289,211	2,106	490,474	28,338
Kenya	214,652	393,900	423,019	916,576
Mauritius and Dependencies	504,881	-	654,186	-
Nigeria	5,215	269,891	560,610	677,814
Rhodesia and Nyasaland	-	35,436	1,559	111,437
Sierre Leone	-	-	-	623
Tanganyika	71,685	272,156	328,132	570,250
Uganda	91,076	332,402	223,084	596,218
Union of South Africa	449,947	545,992	923,239	1,025,739
British Africa n.e.s.	664	969	703	1,695

Country	March		January to March	
	1960	1961	1960	1961
	\$	\$	\$	\$
OTHER AFRICA - Concluded				
Algeria	5,181	20,513	28,012	44,838
Angola	-	10,008	43,163	21,630
Congo	172,224	62,551	361,644	185,566
French Equatorial Africa	28,064	-	65,024	18,914
French West Africa	120	692	391	852
French Africa n.e.s.	173	9,015	173	9,015
Guinea	-	-	125	1,241,145
Liberia	-	-	-	-
Morocco	4,339	8,259	16,079	12,892
Mozambique	-	-	-	-
Portuguese Africa n.e.s.	-	-	-	-
Spanish Africa	-	12,791	2,143	14,704
Tunisia	-	6,565	6,501	13,593
Commonwealth Countries	1,627,331	1,852,852	3,605,006	3,928,690
Other Countries	210,101	130,394	523,255	1,563,149
Total, Other Africa	1,837,432	1,983,246	4,128,261	5,491,839
OTHER ASIA:				
Ceylon	844,347	970,503	3,257,794	2,951,723
Hong Kong	1,793,431	1,276,740	4,048,382	3,290,327
India	1,800,361	2,806,671	6,072,150	7,461,983
Malaya and Singapore	1,866,979	1,309,875	6,470,585	4,237,904
Pakistan	68,956	216,113	139,387	378,228
British East Indies n.e.s.	15,869	16,680	49,702	25,746
Afghanistan	-	-	-	-
Burma	-	-	1,490	16,024
Cambodia and Laos	-	-	894	4
China, Communist	606,817	664,749	1,618,239	1,321,129
Indonesia	9,954	61,201	83,278	94,303
Japan	8,710,828	8,076,808	25,270,435	24,063,959
Korea	128,976	-	214,684	1,000
Philippines	129,165	18,426	289,796	147,448
Portuguese India	-	-	-	-
Portuguese Asia n.e.s.	-	-	-	-
Taiwan (Republic of China)	59,118	113,524	162,655	323,973
Thailand	145,807	44,479	239,291	94,090
Viet-Nam	425	-	4,549	6,995
Commonwealth Countries	6,389,943	6,596,582	20,038,000	18,345,911
Other Countries	9,791,090	8,979,187	27,885,311	26,068,925
Total, Other Asia	16,181,033	15,575,769	47,923,311	44,414,836
OCEANIA:				
Australia	1,531,988	2,916,829	5,242,162	6,661,828
Fiji	1,124,018	-	1,475,650	1,820
New Zealand	482,928	1,286,731	1,766,085	1,977,095
British Oceania n.e.s.	-	-	-	-
French and Netherlands Oceania	-	40,349	-	40,349
United States Oceania	-	-	-	-
Commonwealth Countries	3,138,934	4,203,560	8,483,897	8,640,743
Other Countries	-	40,349	-	40,349
Total, Oceania	3,138,934	4,243,909	8,483,897	8,681,092
SOUTH AMERICA:				
British Guiana	213,730	975,273	653,050	2,149,963
Falkland Islands	-	-	-	8,000
Argentina	36,897	171,727	280,933	603,033
Bolivia	594	115,740	78,783	228,688
Brazil	1,567,255	1,884,529	4,745,345	5,738,463
Chile	148,119	189,623	236,414	371,186
Colombia	1,121,340	1,077,946	3,068,443	3,015,811
Ecuador	832,664	803,740	2,310,508	2,190,874
French Guiana	-	-	-	-
Paraguay	39,370	57,469	65,563	136,910
Peru	107,449	168,182	503,926	441,448
Surinam	277,764	153,597	775,852	627,313
Uruguay	30,963	51,477	126,352	185,740
Venezuela	17,166,231	11,097,622	49,374,198	43,570,747
Commonwealth Countries	213,730	975,273	653,050	2,157,963
Other Countries	21,328,646	15,771,652	61,566,317	57,110,213
Total, South America	21,542,376	16,746,925	62,219,367	59,268,176

Country	March		January to March	
	1960	1961	1960	1961
	\$	\$	\$	\$
CENTRAL AMERICA AND ANTILLES:				
Bahamas	4,969	105,913	21,014	222,602
Bermuda	51,330	14,439	128,543	34,795
British Honduras	8,032	13,498	17,975	16,308
West Indies Federation	3,770,705	1,269,764	8,958,222	9,594,541
Barbados	68,874	287,438	366,284	312,487
Jamaica	3,627,907	848,138	8,291,235	8,071,503
Leeward and Windward Islands	18,917	26,463	96,324	93,209
Trinidad and Tobago	55,007	107,725	204,379	1,117,342
Costa Rica	301,804	263,566	834,808	1,107,088
Cuba	486,126	515,290	1,489,522	2,141,930
Dominican Republic	131,791	67,925	283,123	158,318
El Salvador	159,227	199,702	392,332	346,438
French West Indies	-	-	-	27
Guatemala	274,293	313,662	803,729	964,422
Haiti	55,889	72,932	130,541	250,187
Honduras	203,514	429,291	589,045	1,101,976
Mexico	2,462,358	2,675,566	6,188,848	5,821,488
Netherlands Antilles	1,068,421	1,001,027	5,972,246	3,684,773
Nicaragua	51,037	30,524	78,681	60,771
Panama	607,275	631,023	1,590,699	1,189,517
Puerto Rico	119,931	294,195	400,914	591,355
United States Virgin Islands	-	1,066	32,403	1,066
Commonwealth Countries	3,835,036	1,403,614	9,125,754	9,868,246
Other Countries	5,921,666	6,495,769	18,786,891	17,419,356
Total, Central America and Antilles	9,756,702	7,899,383	27,912,645	27,287,602
NORTH AMERICA:				
Greenland	-	-	-	80
St. Pierre and Miquelon	3,945	890	10,259	3,264
United States	332,958,275	326,136,543	940,364,740	897,613,211
Total, North America	332,962,220	326,137,433	940,374,999	897,616,555
TOTAL, COMMONWEALTH COUNTRIES	71,049,876	67,998,962	190,162,286	192,466,574
TOTAL, OTHER COUNTRIES	402,817,504	392,561,553	1,136,035,292	1,094,423,574
GRAND TOTAL	473,867,380	460,560,515	1,326,197,578	1,286,890,148

IMPORTS FROM ALL COUNTRIES, FROM THE UNITED KINGDOM
AND FROM THE UNITED STATES, BY MAIN GROUPS

7

Main Group	March		January to March	
	1960 \$	1961 \$	1960 \$	1961 \$
ALL COUNTRIES				
Agricultural and Vegetable Products (except Chemicals, Fibres and Wood)	49,865,054	51,707,833	137,794,743	138,843,041
Animals and Animal Products (except Chemicals and Fibres)	12,077,882	14,087,781	34,090,939	38,797,949
Fibres, Textiles and Textile Products	39,882,060	43,403,669	115,532,161	115,811,554
Wood, Wood Products and Paper	23,567,335	22,685,246	67,268,295	66,527,820
Iron and Its Products	196,436,183	173,290,630	543,758,255	465,379,640
Non-Ferrous Metals and Their Products	41,649,092	37,461,980	114,459,150	111,811,472
Non-Metallic Minerals and Their Products (except Chemicals)	49,159,975	43,790,216	142,916,702	140,030,224
Chemicals and Allied Products	28,519,676	34,751,849	76,887,506	85,837,646
Miscellaneous Commodities	32,710,123	39,381,311	93,489,827	123,850,802
Total	473,867,380	460,560,515	1,326,197,578	1,286,890,148
UNITED KINGDOM				
Agricultural and Vegetable Products (except Chemicals, Fibres and Wood)	2,551,695	2,323,470	6,499,757	7,052,390
Animals and Animal Products (except Chemicals and Fibres)	2,003,291	1,592,193	4,814,453	4,204,488
Fibres, Textiles and Textile Products	7,328,153	6,949,460	21,819,385	20,193,691
Wood, Wood Products and Paper	671,594	612,593	1,904,204	2,046,004
Iron and Its Products	27,698,752	24,417,235	71,497,682	58,729,460
Non-Ferrous Metals and Their Products	5,442,566	5,406,923	17,759,666	18,353,822
Non-Metallic Minerals and Their Products (except Chemicals)	2,260,979	2,526,630	5,912,378	7,071,804
Chemicals and Allied Products	1,692,983	1,946,346	4,057,401	5,327,642
Miscellaneous Commodities	3,052,247	5,092,084	7,946,038	18,810,581
Total	52,702,260	50,866,934	142,210,964	141,789,882
UNITED STATES				
Agricultural and Vegetable Products (except Chemicals, Fibres and Wood)	29,101,816	29,354,737	80,653,212	78,921,206
Animals and Animal Products (except Chemicals and Fibres)	6,985,203	8,781,079	21,142,348	26,148,787
Fibres, Textiles and Textile Products	22,771,439	24,774,660	65,070,941	64,484,599
Wood, Wood Products and Paper	20,598,010	20,070,575	59,505,684	58,965,787
Iron and Its Products	156,739,116	137,725,128	438,922,462	375,249,498
Non-Ferrous Metals and Their Products	28,179,260	26,410,621	76,953,852	73,395,761
Non-Metallic Minerals and Their Products (except Chemicals)	18,235,362	18,192,358	55,461,945	52,038,541
Chemicals and Allied Products	24,867,110	30,694,053	67,744,837	74,987,623
Miscellaneous Commodities	25,480,959	30,133,332	74,909,459	93,421,409
Total	332,958,275	326,136,543	940,364,740	897,613,211

IMPORTS BY COMMODITIES AND COUNTRIES

Commodity and Country		MARCH 1961		JANUARY TO MARCH 1961		Class Number
		Quantity	Value (\$)	Quantity	Value (\$)	
<u>GROUP 1</u>						
<u>AGRICULTURAL PRODUCTS</u>						
<u>A MAINLY FOOD</u>						
APPLES FRESH	990 U STATES	LB 4613439	386447	10475484	802591	1
		4613439	386447	10475484	802591	
BANANAS AND PLANTAINS FRESH		LB 11794570	799975	31724502	2129611	3
763 ECUADOR				12250	1390	
817 B HOND				11605597	748215	
845 C RICA		2200247	151508	6157605	378187	
864 GUATEMALA		3274810	202743	15919820	1068039	
869 HONDURAS		5850392	395847	16913764	1170489	
883 PANAMA		9359479	629810	42180	3349	
990 U STATES		19655	1391			
		32499153	2181274	82375718	5499260	
CRANBERRIES FRESH	990 U STATES	LB 88261	6657	457903	55331	5
		88261	6657	457903	55331	
GRAPEFRUIT FRESH		LB 7429	919	9764	1428	6
516 HONG KONG				7429	919	
824 JAMAICA				8000	100	
869 HONDURAS		19650	1452	19650	1452	
874 MEXICO		20418347	666087	51645964	1871239	
990 U STATES		20445426	668458	51690807	1875138	
LEMONS FRESH	990 U STATES	LB 2749776	204127	7717988	590282	9
		2749776	204127	7717988	590282	
LIMES FRESH	990 U STATES	LB 3840	588	41184	5838	10
		3840	588	41184	5838	
CANTALOUPE MUSKMELONS FRESH		LB 82		1030	51	11
82 SPAIN				300	50	
848 CUBA						
874 MEXICO		625451	70964	798631	90320	
990 U STATES		34961	5799	88194	12347	
		660412	76763	888155	102768	
MELONS FRESH N O P		LB 744	315	3250	315	12
744 ARGENTINA				262146	20864	
755 CHILE		110229	8934	500	84	
848 CUBA				585432	38900	
874 MEXICO		459588	28441	233015	21000	
990 U STATES		85035	5953			
		658102	43643	1084343	81163	
ORANGES MANDARINES FRESH		LB 40000	3869	64960	5664	13
1 U KINGDOM				59500	2886	
67 ITALY				46000	8223	
82 SPAIN		2580600	154527	5390441	365365	
355 ISRAEL		45000	6534	94000	12156	
578 TAIWAN				127524	5135	
848 CUBA		4232656	238158	10969625	584345	
874 MEXICO		25853993	2308485	79392624	6786110	
990 U STATES		32752249	2711573	96144674	7769884	
PEACHES FRESH	755 CHILE	LB 52625	6485	77061	10696	14
990 U STATES				400	95	
		52625	6485	77461	10791	
PEARS FRESH		LB 7080	1109	700	75	15
516 HONG KONG				7080	1109	
755 CHILE		2257794	174517	3286101	258336	
990 U STATES		2264874	175626	3293881	259520	
PINEAPPLES FRESH		LB 848	47972	1643226	83435	16
848 CUBA				7270	466	
874 MEXICO		115494	7392	395901	25351	
886 P RICO		98846	7032	201633	13906	
990 U STATES		1188651	62862	2248030	123158	
BERRIES FRESH N O P	990 U STATES	LB 560	66	560	66	18
		560	66	560	66	
STRAWBERRIES FRESH		LB 874	89	300	89	19
874 MEXICO				420087	120333	
990 U STATES		371436	101486	420387	120422	
		371736	101575			
FRESH FRUITS N O P	990 U STATES	LB 110800	19606	317967	55784	20
		110800	19606	317967	55784	
APRICOTS FRESH	990 U STATES	LB		4792	1067	21
				4792	1067	
CHERRIES SOUR FRESH		LB				22
CHERRIES FRESH N O P		LB 744		1740	1147	23
744 ARGENTINA				5562	2037	
755 CHILE				7302	3184	

IMPORTS BY COMMODITIES AND COUNTRIES

Commodity and Country	MARCH 1961		JANUARY TO MARCH 1961		Class Number
	Quantity	Value (\$)	Quantity	Value (\$)	
GRAPES FRESH VITIS LABRUSCA 990 U STATES	LB 1500	124	1500	124	24
GRAPES FRESH N O P 755 CHILE 990 U STATES	LB 257058 4470047 4727105	53795 359615 413410	294218 16025693 16319911	60024 1186724 1246748	25
NECTARINES FRESH 755 CHILE 990 U STATES	LB 11620	2257	86302 1860	14811 374	26
PRUNE PLUMS FRESH PLUMS FRESH N O P 755 CHILE 990 U STATES	LB 51101 754 51855	8758 159 8917	150796 3098	28430 550	27
BLUEBERRIES FRESH RASPBERRIES FRESH	LB LB				28
APPLES DRIED 990 U STATES	LB 85111	30580	203632	69442	29
APRICOTS NECTARINES DRIED 1 U KINGDOM 614 AUSTRALIA 990 U STATES	LB 3600 26503 30103	1793 15054 16847	6440 3600 92794	1607 1793 48290	30
CURRANTS DRIED 614 AUSTRALIA 990 U STATES	LB 95816 619 96435	17225 124 17349	120956 11979	21609 1965	31
DATES 1 U KINGDOM 73 NETHRLNDS 347 IRAN 516 HONG KONG 990 U STATES	LB 70000 400 33922 104322	6377 124 7698 14199	75400 137900 1169135 4044 450744	7038 27031 86510 1172 79592	32
FIGS DRIED AND FIG PASTE 78 PORTUGAL 382 TURKEY 990 U STATES	LB 110000 141570 251370	9257 28945 38202	30000 110000 558898	2771 9257 96399	33
PEACHES DRIED 990 U STATES	LB 18431 18431	6434 6434	56763 56763	17670 17670	34
PRUNES OR PLUMS DRIED UNPITTED 744 ARGENTINA 990 U STATES	LB 139656 974809 1114465	21381 256080 277461	206200 2385607 2591807	30600 644142 674742	35
PEARS DRIED 990 U STATES	LB 6675 6675	2145 2145	12730 12730	4850 4850	36
RAISINS 1 U KINGDOM 82 SPAIN 614 AUSTRALIA 990 U STATES	LB 1500 1312860 944163 2258523	229 245129 153544 398902	1500 2053690 2009952 4065914	229 205 382324 323580 706338	37
FRUITS DRIED N O P 516 HONG KONG 990 U STATES	LB 3036 43454 46490	959 18111 19070	7009 137766 144775	2890 53112 56202	38
RASPBERRIES FROZEN 1LB OR LESS RASPBERRIES FROZEN OVER 1 LB 73 NETHRLNDS 990 U STATES	LB 200 200	58 58	6996 10950 17946	881 2141 3022	39
STRAWBERRIES FROZN 1LB OR LESS 990 U STATES	LB 234323 234323	56697 56697	335573 335573	83925 83925	40
STRAWBERRIES FROZEN OVER 1 LB 73 NETHRLNDS 874 MEXICO 990 U STATES	LB 1080250 80203 1160453	180042 18761 198803	49995 1113250 301878 1465123	9851 185343 69909 265103	41
FRUITS N O P FROZN 1LB OR LESS 990 U STATES	LB 25670 25670	3843 3843	65676 65676	12539 12539	42
FRUITS N O P FROZEN OVER 1 LB 614 AUSTRALIA 990 U STATES	LB 9900 106540 116440	1656 16142 17798	9900 286565 296465	1656 48662 50318	43
APRICOTS CANNED 1 U KINGDOM 427 UN SO AFR 614 AUSTRALIA 990 U STATES	LB 7461 149388 156849	922 19834 20756	23762 88798 32135 407171 551866	2542 10320 3817 55328 72007	44
PEACHES CANNED 614 AUSTRALIA 990 U STATES	LB 1897443 1897443	200472 200472	42871 4577040 4619911	5054 485282 490336	45

IMPORTS BY COMMODITIES AND COUNTRIES

Commodity and Country	MARCH 1961		JANUARY TO MARCH 1961		Class Number
	Quantity	Value (\$)	Quantity	Value (\$)	
CHERRIES SULPHURED OR IN BRINE	LB				51
67 ITALY	97820	10973	220697	27408	
990 U STATES			21430	3655	
	97820	10973	242127	31063	
OLIVES SULPHURED OR IN BRINE	LB				52
59 GREECE	11000	3019	85163	18019	
67 ITALY			353	87	
78 PORTUGAL	2650	263	9060	1543	
82 SPAIN	316292	49266	967249	184861	
443 ALGERIA	49558	6343	126695	16511	
473 MOROCCO			1582	200	
755 CHILE	5500	2314	5500	2314	
990 U STATES	210005	47645	557926	126580	
	595005	108850	1753528	350115	
LEMON ORANGE GRAPEFRUIT RINDS					53
1 U KINGDOM		262		262	
67 ITALY		479		5306	
516 HONG KONG		74		1595	
886 P RICO		2351		2351	
990 U STATES		17993		25928	
		21159		35442	
MARMALADES CANNED	LB				54
1 U KINGDOM	112493	21078	297567	54942	
55 GERMANY W			360	84	
355 ISRAEL	1432	316	1432	316	
990 U STATES	705	335	1385	680	
	114630	21729	300744	56022	
PEARS IN CANS	LB				55
614 AUSTRALIA			21060	2582	
990 U STATES	326697	48769	925171	137153	
	326697	48769	946231	139735	
PINEAPPLE IN CANS	LB				56
427 UN SO AFR	2143350	276497	2272300	290371	
524 MALAYA	174756	13922	1702876	141864	
567 PHIL	38808	5184	38808	5184	
578 TAIWAN			54000	5086	
614 AUSTRALIA	187275	29761	330125	50167	
874 MEXICO	466123	42333	768248	69781	
990 U STATES	1355413	201177	2968388	444597	
	4365725	568874	8134745	1007050	
FRUITS IN CANS N O P	LB				57
1 U KINGDOM	5175	853	6675	1090	
49 DENMARK	33060	9430	33060	9430	
54 FRANCE	1844	122	1844	122	
59 GREECE			2783	883	
73 NETHRLNDS	36950	3542	78726	13512	
85 SWEDEN			13848	3253	
355 ISRAEL	480	111	480	111	
516 HONG KONG	1578	415	7958	2089	
559 JAPAN	508977	54472	1484642	133593	
614 AUSTRALIA	13430	1419	17930	2188	
855 DOM REP	34560	5916	55950	10095	
874 MEXICO			518	170	
990 U STATES	367342	60224	998769	154966	
	1003396	136504	2703183	331502	
CHERRIES FROZEN	LB				59
73 NETHRLNDS	19998	3908	57088	10547	
990 U STATES	355140	63062	1038088	186696	
	375138	66970	1095176	197243	
FRUITS NUTS PICKLED PRESERVED	GAL				60
1 U KINGDOM	407	917	843	2813	
59 GREECE			121	159	
67 ITALY			554	764	
473 MOROCCO	3047	4172	3047	4172	
516 HONG KONG	70	262	2666	6032	
519 INDIA	525	1727	525	1727	
559 JAPAN			30	79	
578 TAIWAN			180	590	
826 LEEW WIND	88	75	88	75	
990 U STATES	1222	3667	11553	16374	
	5359	10820	19607	32785	
FRUIT PULP N O P	LB				61
49 DENMARK			11053	808	
73 NETHRLNDS	82862	8467	147657	13519	
82 SPAIN			3310	216	
427 UN SO AFR	425250	36879	425250	36879	
516 HONG KONG			1761	485	
524 MALAYA	9844	941	9844	941	
614 AUSTRALIA	7875	2377	7875	2377	
874 MEXICO			55750	5021	
886 P RICO	23500	3042	23500	3042	
990 U STATES	101803	13555	322295	41191	
	651134	65261	1008295	104479	
JELLIES JAMS	LB				62
1 U KINGDOM	140303	29711	298873	63604	
49 DENMARK			1768	503	
55 GERMANY W	1916	424	4305	860	
59 GREECE			1093	550	
67 ITALY	953	277	6147	1497	
73 NETHRLNDS	8126	1540	16363	3088	
76 NORWAY			1078	651	
85 SWEDEN			2520	702	
86 SWITZRLND			1272	394	
427 UN SO AFR			2400	312	
516 HONG KONG			240	138	
990 U STATES	33679	11458	78665	25542	
	184977	43410	414724	97841	

IMPORTS BY COMMODITIES AND COUNTRIES

Commodity and Country	MARCH 1961		JANUARY TO MARCH 1961		Class Number
	Quantity	Value (\$)	Quantity	Value (\$)	
GRAPEFRUIT ORANGE LEMON PULP 1 U KINGDOM 82 SPAIN 990 U STATES	LB 21820 106363 128183	2590 9819 12409	21820 195975 226614	2590 21010 24156	63
MIXED FRUITS IN CANS 1 U KINGDOM 516 HONG KONG 559 JAPAN 614 AUSTRALIA 990 U STATES	LB 400 28950 55455 3067279 3151684	88 89 3620 10022 409378 423020	400 560 79050 59955 7312782 7452747	88 89 7936 10792 974613 993518	64
ORANGE JUICE CONCENTRATED FROZ 874 MEXICO 990 U STATES	GAL 7920 237145 245065	28810 1046314 1075124	26880 774166 801046	89115 3257091 3346206	65
FRUIT JUICE NOP CONCENTRD FROZ 874 MEXICO 990 U STATES	GAL 1050 32972 34022	2599 102069 104668	1050 65782 66832	2599 207789 210388	66
LEMON JUICE CONCENTRATED FROZ 990 U STATES	GAL 5305 5305	10853 10853	23154 23154	52188 52188	67
LEMON JUICE EXCEPT CONCENTRATD 990 U STATES	GAL 6126 6126	15284 15284	26350 26350	64287 64287	68
ORANGE JUICE EXCEPT CONCENTRTO 355 ISRAEL 828 TRINIDAD 990 U STATES	GAL 356 3750 310484 314590	333 5973 355667 361973	356 9750 1331850 1341956	333 14819 1508371 1523523	69
PECTIN 49 DENMARK 990 U STATES	LB 7000 5501 12501	6677 8155 14832	15800 112817 128617	15071 169804 184875	70
LEMON JUICE CONCENTRATED FRESH 67 ITALY 990 U STATES	GAL 5009 5009	14754 14754	6174 10515 16689	11977 28289 40266	71
ORANGE JUICE CONCENTRATD FRESH 874 MEXICO 990 U STATES	GAL 27203 27203	120706 120706	4856 69387 74243	15146 305610 320756	72
GRAPE JUICE OVER 1 GALLON 67 ITALY 990 U STATES	GAL 530 5824 6354	1410 22535 23945	530 9565 10095	1410 33889 35299	73
LIME JUICE NOT REFINED 828 TRINIDAD	GAL 6016 6016	5119 5119	6016 6016	5119 5119	74
BLENDED FRUIT JUICES EXC CONC 990 U STATES	GAL 119927 119927	108306 108306	496512 496512	444951 444951	76
FRUIT JUICE NOP EXCEPT CONCENT 1 U KINGDOM 54 FRANCE 55 GERMANY W 76 NORWAY 990 U STATES	GAL 1484 231 231 30220 31935	2280 416 416 37012 39708	2347 1981 428 106 87038 91900	3608 2496 1145 164 112541 119954	77
GRAPEFRUIT JUICE EXCEPT CONCEN 828 TRINIDAD 990 U STATES	GAL 1500 179873 181373	1286 120563 121849	7050 579902 586952	7182 430256 437438	78
PINEAPPLE JUICE EXCEPT CONCENT 990 U STATES	GAL 98549 98549	59019 59019	159750 159750	99924 99924	79
FRUIT SYRUPS CONC JUICES N O P 1 U KINGDOM 49 DENMARK 54 FRANCE 55 GERMANY W 67 ITALY 73 NETHRLNDS 990 U STATES	GAL 1499 9523 141 172 31516 42851	2805 12788 261 756 111856 128466	6728 31 56866 319 172 2027 67013 133156	12025 160 71730 733 756 3295 225932 314631	80
COCOANUTS 817 B HOND 855 DOM REP 869 HONDURAS 886 P RICO 990 U STATES	NO 3000 55750 5900 206625 35675 306950	298 4359 490 13941 2371 21459	4750 79450 7850 260115 67325 419490	471 5881 695 17503 4176 28726	81
COCOANUT DESICCATED 513 CEYLON 567 PHIL 990 U STATES	LB 66925 294570 361495	5539 67876 73415	568776 21400 1378408	46185 2904 211310 260399	83
COPRA NOT PREPARED	LB				84
ALMONDS NOT SHELLLED	LB				91
BRAZIL NUTS NOT SHELLLED	LB				92
FILBERTS HAZEL NOT SHELLLED 67 ITALY	LB		11023 11023	2677 2677	93

IMPORTS BY COMMODITIES AND COUNTRIES

Commodity and Country	MARCH 1961		JANUARY TO MARCH 1961		Class Number
	Quantity	Value (\$)	Quantity	Value (\$)	
PEANUTS GREEN SHELLED OR NOT	LB				94
355 ISRAEL	55000	8242	55000	8242	
385 UAR EGYPT	820400	108795	820400	108795	
422 RHOD NYAS			205757	26418	
457 FR W AFR	5000	558	5000	558	
519 INDIA	22400	2581	4932614	484304	
874 MEXICO	1525900	193359	5198128	661094	
990 U STATES	5059773	555395	12900457	1391138	
	7488473	868930	24117356	2680549	
PECANS NOT SHELLED	LB				95
WALNUTS NOT SHELLED	LB				96
67 ITALY			162595	31829	
519 INDIA	16800	2905	16800	2905	
990 U STATES	150	52	37050	15132	
	16950	2957	216445	49866	
OTHER NUTS NOT SHELLED	LB				97
516 HONG KONG	1818	533	3049	973	
990 U STATES	23444	9894	154050	42147	
	25262	10427	157099	43120	
ALMONDS SHELLED	LB				101
1 U KINGDOM	5040	3476	5040	3476	
82 SPAIN	99995	50612	192058	100285	
990 U STATES	1185	951	91495	72438	
	106220	55039	288593	176199	
PEANUTS N O P	LB				102
1 U KINGDOM			460	138	
516 HONG KONG	1640	485	4854	1561	
990 U STATES	12292	3623	46163	9511	
	13932	4108	51477	11210	
WALNUTS SHELLED	LB				103
1 U KINGDOM	33600	16749	151984	72326	
54 FRANCE	5512	3645	5512	3645	
279 ROUMANIA			26455	14582	
382 TURKEY	79848	41405	88116	46157	
519 INDIA	297880	134081	1671091	763544	
553 CHINA COM	1144039	409519	2184336	841542	
990 U STATES	8650	6117	18538	13122	
	1569529	611516	4146032	1754918	
OTHER NUTS SHELLED	LB				104
67 ITALY			4996	4024	
516 HONG KONG	500	179	4290	1563	
990 U STATES	8164	6182	20394	15824	
	8664	6361	29680	21411	
BRAZIL NUTS SHELLED	LB				105
1 U KINGDOM	4480	2744	9660	6164	
747 BOLIVIA	3300	1736	25410	15404	
752 BRAZIL	14180	9040	33980	20533	
774 PERU	14685	9369	14685	9369	
	36645	22889	83735	51470	
CASHEW NUTS SHELLED	LB				106
415 KENYA			25800	11025	
519 INDIA	65000	30281	176750	85763	
990 U STATES	74262	40973	136960	76403	
	139262	71254	339510	173191	
PECANS SHELLED	LB				107
990 U STATES	139421	161578	278441	326945	
	139421	161578	278441	326945	
FILBERTS SHELLED	LB				108
1 U KINGDOM			8960	4886	
67 ITALY			21605	11484	
82 SPAIN			12949	6304	
382 TURKEY	44092	28593	208172	112171	
	44092	28593	251686	134845	
ONIONS GREEN INCL SHALLOTS	LB				109
73 NETHRLNDS			6753	569	
990 U STATES	1295687	106722	3515710	327437	
	1295687	106722	3522463	328006	
CORN FRESH	LB				110
990 U STATES	192486	13717	413954	29609	
	192486	13717	413954	29609	
ASPARAGUS FRESH	LB				111
874 MEXICO	70400	17222	70400	17222	
990 U STATES	896167	185113	956217	201676	
	966567	202335	1026617	218898	
BEANS GREEN FRESH	LB				112
874 MEXICO	41315	6074	83915	12564	
990 U STATES	1095032	114512	3014841	33054	
	1136347	120586	3098756	345618	
BRUSSELS SPROUTS FRESH	LB				113
874 MEXICO	40260	3322	62640	5178	
990 U STATES	199889	23919	2330147	234768	
	240149	27241	2392787	239946	
BEETS FRESH EXCEPT SUGAR BEETS	LB				114
990 U STATES	642243	21462	1386213	47577	
	642243	21462	1386213	47577	
CABBAGE FRESH	LB				115
874 MEXICO	10500	690	10500	690	
990 U STATES	11921747	254683	31315975	704948	
	11932247	255373	31326475	705638	
CARROTS FRESH	LB				116
990 U STATES	11308037	486584	19311425	868520	
	11308037	486584	19311425	868520	
CAULIFLOWER FRESH	LB				117
874 MEXICO			31900	1911	
990 U STATES	2636667	209876	7713527	619785	
	2636667	209876	7745427	621696	

IMPORTS BY COMMODITIES AND COUNTRIES

Commodity and Country	MARCH 1961		JANUARY TO MARCH 1961		Class Number	
	Quantity	Value (\$)	Quantity	Value (\$)		
CELERY FRESH	990 U STATES	LB 12960909	408746	38230802	1270669	118
CUCUMBERS FRESH	813 BAHAMAS 848 CUBA 874 MEXICO 990 U STATES	LB 291400 166485 110217 535037	28923 14199 13548 63805	508377 226217 596677 2645169	55013 19075 45174 301445	119
LETTUCE FRESH	874 MEXICO 990 U STATES	LB 98640	4059	1445730	55718	120
MUSHROOMS FRESH	990 U STATES	LB 6453	1999	42873	10559	121
ONIONS N O P INCL	ONION SETS 82 SPAIN 473 MOROCCO 622 NEW ZEAL 755 CHILE 874 MEXICO 990 U STATES	LB 8010 211280 1280947 103010 1345805 2949052	548 7447 47928 5406 51274 112603	99427 8010 211280 1507740 155990 6923570 8906017	2722 548 7447 56316 7258 233273 307564	122
PEAS GREEN FRESH	874 MEXICO 990 U STATES	LB 160662	9798	420582	29099	123
POTATOES SWEET AND YAMS FRESH	516 HONG KONG 990 U STATES	LB 800 771210 772010	302 64020 64322	14155 2492994 2507149	3747 203285 207032	124
POTATOES FRESH EXCEPT SEED	990 U STATES	LB 3843775	110972	10983787	326235	125
SPINACH FRESH	874 MEXICO 990 U STATES	LB 114934	4742	192636	7822	126
TOMATOES FRESH	82 SPAIN 484 SPAN AFR 813 BAHAMAS 848 CUBA 874 MEXICO 990 U STATES	LB 152431 513936 1753254 10534142 3351871 16305634	12791 33922 161244 506198 264562 978717	750 173595 993958 4288713 26577069 11558011 43592096	80 14704 66815 316521 1234518 913727 2546365	127
VEGETABLES FRESH	N O P 516 HONG KONG 848 CUBA 874 MEXICO 990 U STATES	LB 18540 3974 87130 4978864 5088508	2858 292 7430 331862 342442	121049 5055 213555 14153931 14493590	17435 386 15147 986842 1019810	128
PARSNIPS FRESH	990 U STATES	LB 131468	9593	313451	23618	129
PEPPERS FRESH	848 CUBA 874 MEXICO 990 U STATES	LB 9615 70152 1092471 1172238	775 8908 96948 106631	24473 512203 2941516 3478192	1924 39981 252258 294163	130
MUSTARD LIQUID	54 FRANCE 55 GERMANY W 73 NETHRLNDS 86 SWITZRLND 516 HONG KONG 990 U STATES		577		4805 1867 301 249 300 2468 9990	131
PASTE HASH VEGETABLE	MEAT FISH 1 U KINGDOM 49 DENMARK 54 FRANCE 67 ITALY 73 NETHRLNDS 76 NORWAY 86 SWITZRLND 262 HUNGARY 516 HONG KONG 990 U STATES	LB 90	59	30090	10941	132
POTATOES DRIED	990 U STATES	LB 310280	81350	824889	269140	133
VEGETABLES ORIED	N O P 1 U KINGDOM 44 BELG LUX 54 FRANCE 55 GERMANY W 67 ITALY 73 NETHRLNDS 82 SPAIN 245 BULGARIA 246 CZECHO S 385 UAR EGYPT 516 HONG KONG	LB 3000 5321 1265 551 8400 4404 2720	1050 2046 843 84 2189 661 1321	635 714 4881 7222 19082 5468 8400 6604 3067 17600 19228	530 291 2645 2683 5682 1662 2189 1076 4572 2450 8999	134

IMPORTS BY COMMODITIES AND COUNTRIES

Commodity and Country	MARCH 1961		JANUARY TO MARCH 1961		Class Number
	Quantity	Value (\$)	Quantity	Value (\$)	
559 JAPAN	1400	2947	3150	6648	
990 U STATES	351233	183949	1005717	400386	
VEGETABLES FROZEN 1 LB OR LESS	378294	195090	1101768	439813	135
990 U STATES	502372	110432	1402005	300703	
VEGETABLES FROZEN OVER 1 LB	502372	110432	1402005	300703	136
73 NETHRLNDS			55000	8464	
990 U STATES	473924	70409	1057728	152862	
TOMATOES CANNED	473924	70409	1112728	161326	137
67 ITALY	26058	1960	225310	17907	
990 U STATES	458189	44522	1212881	113456	
TOMATO PASTE CANNED	484247	46482	1438191	131363	138
59 GREECE	840	127	840	127	
67 ITALY	146048	17166	1106150	142903	
78 PORTUGAL			66843	7141	
82 SPAIN	2778	307	2778	307	
990 U STATES	1234644	218141	2422561	412550	
TOMATO PULP AND PUREE CANNED	1384310	235741	3599172	563028	139
874 MEXICO			12900	925	
990 U STATES	74190	8222	132153	13415	
TOMATO JUICE	74190	8222	145053	14340	140
990 U STATES	681051	49579	2045203	144756	
ASPARAGUS IN CANS	681051	49579	2045203	144756	141
54 FRANCE	2960	624	2960	624	
990 U STATES	36142	10582	228788	49606	
CORN IN CANS	39102	11206	231748	50230	143
990 U STATES	63460	6950	258070	35525	
MUSHROOMS AND TRUFFLES IN CANS	63460	6950	258070	35525	144
49 DENMARK			250	148	
54 FRANCE	600	254	5361	3064	
55 GERMANY W			1058	481	
516 HONG KONG			58	425	
559 JAPAN	1230	453	48326	16382	
990 U STATES	20331	9582	59505	27916	
PEAS IN CANS	22161	10289	114558	48416	145
44 BELG LUX	1800	381	1800	381	
54 FRANCE			435	120	
73 NETHRLNDS			3022	318	
990 U STATES	40750	4482	115165	12667	
VEGETABLE JUICE N O P CANNED	42550	4863	120422	13486	146
86 SWITZRLND			1759	329	
990 U STATES	17707	3142	40590	5940	
VEGETABLES N O P IN CANS	17707	3142	42349	6269	147
1 U KINGDOM	1960	298	16431	1731	
54 FRANCE	3153	545	6038	1180	
55 GERMANY W	8937	750	53531	4397	
59 GREECE			14269	1938	
73 NETHRLNDS	21947	2206	34669	3412	
82 SPAIN			9000	1450	
516 HONG KONG	1614	643	12390	3078	
559 JAPAN			810	332	
578 TAIWAN	6270	1157	27990	5726	
990 U STATES	580313	59144	1389709	141977	
PIMENTOS IN CANS	624194	64743	1564837	165221	148
82 SPAIN			36375	5939	
559 JAPAN			570	146	
990 U STATES	1710	698	35710	10874	
BEANS GREEN OR WAX CANNED	1710	698	72655	16959	149
54 FRANCE	5060	904	5060	904	
67 ITALY			2841	242	
73 NETHRLNDS			9727	1013	
990 U STATES	47720	3916	79882	7980	
BEANS BAKED CANNED	52780	4820	97510	10139	150
1 U KINGDOM	6000	797	16155	1722	
73 NETHRLNDS	8223	1132	10307	1441	
990 U STATES	378853	37252	993363	95337	
PICKLES PACKAGED RETAIL SALE	393076	39181	1019825	98500	151
1 U KINGDOM	2715	8554	6028	18937	
49 DENMARK			133	377	
54 FRANCE			274	463	
55 GERMANY W	74	148	2259	3409	
67 ITALY	315	846	681	1704	
73 NETHRLNDS	45	52	295	444	
516 HONG KONG	76	213	792	1490	
519 INDIA	118	381	434	1213	
559 JAPAN	27	70	143	350	
990 U STATES	47107	55166	102842	128631	
PICKLES N O P	50477	65430	113881	157018	152
1 U KINGDOM	432	1529	649	1956	
59 GREECE	180	68	3487	1222	

IMPORTS BY COMMODITIES AND COUNTRIES

Commodity and Country	MARCH 1961		JANUARY TO MARCH 1961		Class Number	
	Quantity	Value (\$)	Quantity	Value (\$)		
67 ITALY	1634	4039	7754	11158	153	
73 NETHRLNDS	4184	4693	23773	28224		
82 SPAIN	871	1009	48809	34365		
516 HONG KONG	192	284	1726	2187		
559 JAPAN			1398	1694		
990 U STATES	77314	40512	182768	111225		
	84807	52134	270364	192031		
SAUCES N O P	GAL					
1 U KINGDOM	914	2516	2013	5850		
49 DENMARK	40	76	128	383		
54 FRANCE			5	58		
67 ITALY			98	342		
73 NETHRLNDS	309	2001	1075	5601		
86 SWITZRLND	18	126	27	202		
516 HONG KONG	1001	3588	3996	11470		
559 JAPAN			115	371		
824 JAMAICA			38	124		
990 U STATES	53802	100902	107663	215867		
	56084	109209	115158	240268		
SAUCES SOY	GAL				155	
516 HONG KONG	1457	1262	7251	6226		
559 JAPAN			2123	2954		
990 U STATES	2306	4864	14277	17319		
	3763	6126	23651	26499		
KETCHUP	GAL				156	
990 U STATES	22021	36943	73782	117798		
	22021	36943	73782	117798		
BUSH BARLEY BUCKWHEAT AND RYE	BUSH				161	
1 U KINGDOM			3879	10876		
			3879	10876		
BEANS SOYA	BUSH				162	
516 HONG KONG			285	1350		
990 U STATES	111562	284396	285802	671474		
	111562	284396	286087	672824		
BEANS N O P	LB				163	
1 U KINGDOM			33600	3960		
44 BELG LUX	76266	7166	76266	7166		
67 ITALY	11023	721	11023	721		
73 NETHRLNDS			2041	577		
78 PORTUGAL	2756	300	2756	300		
415 KENYA			44800	2548		
422 RHOD NYAS	990	969	2552	2424		
516 HONG KONG	2372	213	7522	857		
519 INDIA	11393	937	11393	937		
559 JAPAN	2400	366	2400	366		
744 ARGENTINA			16500	2216		
755 CHILE	105543	6367	105543	6367		
774 PERU	30423	3158	30423	3158		
990 U STATES	482367	56493	1673862	183889		
	725533	76690	2020681	215486		
INDIAN CORN	BUSH					167
990 U STATES	823097	1043143	2729246	3353906		
	823097	1043143	2729246	3353906		
OATS	BUSH				168	
PEAS SPLIT	LB				169	
1 U KINGDOM	5600	718	84000	10940		
755 CHILE	4400	579	4400	579		
990 U STATES	45656	4319	125436	10348		
	55656	5616	213836	21867		
PEAS N O P	LB				170	
78 PORTUGAL	2756	275	2756	275		
422 RHOD NYAS	1060	1038	2756	2658		
622 NEW ZEAL	50100	4422	50100	4422		
874 MEXICO	60500	8462	60500	8462		
990 U STATES	141760	8985	223315	15029		
	256176	23182	339427	30846		
RICE UNCLEANNED UNHULLED PADDY	CWT				171	
67 ITALY			14954	119886		
73 NETHRLNDS	14927	120363	14927	120363		
782 URUGUAY			4381	22811		
990 U STATES	37482	288968	43003	317785		
	52409	409331	77265	580845		
RICE CLEANED	CWT				172	
67 ITALY	2113	16714	9074	51412		
516 HONG KONG			5	64		
990 U STATES	20554	210852	57274	620365		
	22667	227566	66353	671841		
WHEAT	BUSH				174	
990 U STATES	685	1922	685	1922		
	685	1922	685	1922		
ALFALFA OR GRASS MEAL DEHYD	CWT				180	
990 U STATES			1818	2462		
			1818	2462		
BRAN AND MILL FEED	CWT				182	
990 U STATES	1822	15136	3012	19513		
	1822	15136	3012	19513		
CORN MEAL	BBL				184	
990 U STATES	9617	66801	20150	138119		
	9617	66801	20150	138119		
HOMINY CRACKED OR DRIED CORN	CWT				185	
990 U STATES	9635	30731	39555	124343		
	9635	30731	39555	124343		
MALT FLOUR	LB				187	
990 U STATES	65000	4619	154321	12264		
	65000	4619	154321	12264		

IMPORTS BY COMMODITIES AND COUNTRIES

Commodity and Country	MARCH 1961		JANUARY TO MARCH 1961		Class Number
	Quantity	Value (\$)	Quantity	Value (\$)	
OATMEAL AND ROLLED OATS	LB				188
RICE STARCH FLOUR MEAL FEED	LB				189
54 FRANCE	1102	121	1697	186	
516 HONG KONG	480	68	13460	1724	
990 U STATES	102500	9105	312860	28000	
	104082	9294	328017	29910	
SAGO AND CASSAVA FLOUR	LB				192
1 U KINGDOM			20360	1360	
516 HONG KONG			5000	678	
524 MALAYA	2240	87	2240	87	
583 THAILAND	389874	12016	835631	26426	
752 BRAZIL	2200	163	68224	4066	
990 U STATES	154938	9261	266053	15020	
	549252	21527	1197508	47637	
WHEAT FLOUR	CWT				194
990 U STATES			35	158	
			35	158	
CEREALS MILLED N O P	CWT				195
1 U KINGDOM	9	219	27	658	
990 U STATES	953	3707	2343	9192	
	962	3926	2370	9850	
BISCUITS AND BREAD DIETARY					201
1 U KINGDOM				4299	
76 NORWAY				318	
990 U STATES		1844		9087	
		1844		13704	
BISCUITS NOT SWEETENED N O P	LB				203
1 U KINGDOM	48349	14845	185124	58628	
44 BELG LUX			946	216	
49 DENMARK			1575	311	
53 FINLAND			2216	491	
73 NETHRLNDS	14341	3621	41665	10254	
76 NORWAY	6239	1015	11039	2173	
85 SWEDEN	24276	3835	98047	17582	
516 HONG KONG			1112	662	
559 JAPAN	2080	833	4996	2133	
990 U STATES	223954	63054	545823	166810	
	319239	87203	892543	259260	
BISCUITS SWEETENED N O P	LB				204
1 U KINGDOM	584242	223169	1959111	758862	
43 AUSTRIA	740	266	1335	464	
44 BELG LUX	29326	10049	85242	30204	
49 DENMARK	296	107	5278	1391	
54 FRANCE	36897	8206	83836	17842	
55 GERMANY W	8286	3577	21454	8067	
64 IRELAND	3054	1252	7134	2704	
67 ITALY	1093	326	15389	6140	
73 NETHRLNDS	19088	4849	68875	14994	
86 SWITZRLND	11297	3451	11297	3451	
355 ISRAEL	1050	350	1050	350	
516 HONG KONG	968	497	2957	1494	
559 JAPAN			1094	459	
990 U STATES	157524	46820	335108	100552	
	853861	302919	2599160	946974	
BREAD PASSOVER MATZD PRODUCTS					205
55 GERMANY W				475	
355 ISRAEL		4452		10153	
990 U STATES		172170		276391	
		176622		287019	
CEREAL FOODS 25 POUNDS OR LESS	LB				206
1 U KINGDOM	300	57	15369	2132	
55 GERMANY W	4025	697	9208	1538	
67 ITALY	2310	1462	2310	1462	
73 NETHRLNDS	1764	166	3511	443	
516 HONG KONG			2200	940	
559 JAPAN	1600	258	2430	451	
990 U STATES	415884	89612	841272	180718	
	425883	92252	876300	187684	
CEREAL FOODS PREPARED N O P					207
1 U KINGDOM				2839	
55 GERMANY W		221		545	
67 ITALY		185		185	
86 SWITZRLND				1334	
559 JAPAN				146	
990 U STATES		13468		75900	
		13874		80949	
MACARONI AND VERMICELLI	LB				208
67 ITALY	16750	2719	18183	2892	
73 NETHRLNDS	480	52	2162	231	
516 HONG KONG	2000	1317	10650	2918	
559 JAPAN			213	95	
990 U STATES	322998	49129	815158	126700	
	342228	53217	846366	132836	
MILK FOODS N O P	LB				209
1 U KINGDOM	880	333	4021	1596	
55 GERMANY W	2640	1707	2640	1707	
76 NORWAY			960	403	
990 U STATES	161650	52997	265886	124497	
	165170	55037	273507	128203	
ARROWROOT	LB				221
990 U STATES			1100	354	
			1100	354	
MALT WHOLE CRUSHED OR GROUND	LB				224
990 U STATES	102000	5203	102000	5203	
	102000	5203	102000	5203	

IMPORTS BY COMMODITIES AND COUNTRIES

Commodity and Country	MARCH 1961		JANUARY TO MARCH 1961		Class Number
	Quantity	Value (\$)	Quantity	Value (\$)	
SAGO AND TAPIOCA	LB				225
752 BRAZIL	32525	2935	32525	2935	
990 U STATES	3000	347	216040	30962	
	35525	3282	248565	33897	
ALL OTHER BREADSTUFFS N O P					226
516 HONG KONG				472	
990 U STATES		516		13579	
		516		14051	
CHOCOLATES IN RETAIL PACKAGES	LB				239
1 U KINGDOM	8286	2368	169735	88019	
43 AUSTRIA	465	346	465	346	
49 DENMARK	90	68	8033	6050	
54 FRANCE			170	90	
55 GERMANY W	817	339	18920	9346	
59 GREECE			458	480	
64 IRELAND			114288	42580	
67 ITALY	1822	820	2487	1617	
73 NETHRLNDS	20581	6379	20581	6379	
86 SWITZRLND			3516	3166	
355 ISRAEL	695	486	18487	6094	
990 U STATES	39523	16161	102523	51016	
	72279	26967	459663	215183	
CONFECTIONERY CHOCOLATE N O P	LB				240
1 U KINGDOM	345552	123624	899784	354580	
43 AUSTRIA	917	696	1127	884	
44 BELG LUX	298	136	7624	2567	
49 DENMARK	748	194	31118	12084	
53 FINLAND	1378	639	1944	833	
54 FRANCE	10295	3096	64319	16792	
55 GERMANY W	51618	31440	180494	100119	
64 IRELAND	9161	3493	12311	5476	
67 ITALY	22890	23019	29180	26389	
73 NETHRLNDS	59089	24719	161537	67299	
86 SWITZRLND	18001	15068	24725	20756	
355 ISRAEL	3060	983	67971	22821	
990 U STATES	245059	92823	683340	261505	
	768066	319930	2165474	892105	
FRUIT PIES FROZEN	LB				241
990 U STATES	74055	16211	141159	28698	
	74055	16211	141159	28698	
CONFECTIONS SWEETENED N O P	LB				242
1 U KINGDOM	44709	12430	175838	44306	
44 BELG LUX	1249	308	4202	940	
49 DENMARK	16313	4478	19307	5529	
55 GERMANY W	212	62	1844	682	
64 IRELAND			2100	933	
67 ITALY	1322	1272	1322	1272	
73 NETHRLNDS	25427	4098	75439	11579	
86 SWITZRLND	440	251	440	251	
516 HONG KONG	1400	362	3506	942	
990 U STATES	406911	160851	1457679	527296	
	497983	184112	1741677	593730	
FRUITS PEELS CANDIED	LB				243
54 FRANCE			30750	5710	
427 UN SO AFR	1000	121	1000	121	
578 TAIWAN			13500	3115	
614 AUSTRALIA	2800	309	2800	309	
990 U STATES	3864	2255	23772	11754	
	7664	2685	71822	21009	
GINGER PRESERVED	LB				244
516 HONG KONG	8024	1726	28969	5993	
	8024	1726	28969	5993	
SUGAR CANDY CONFECTIONERY N O P	LB				246
1 U KINGDOM	1152467	264229	3754190	856911	
43 AUSTRIA	9610	2704	27154	8468	
49 DENMARK	4236	1540	10910	3291	
53 FINLAND	1066	337	6855	1589	
54 FRANCE			18323	5592	
55 GERMANY W	12227	4729	38299	12194	
59 GREECE			227	57	
67 ITALY	21369	7688	23724	8901	
73 NETHRLNDS	82488	18793	200056	41560	
355 ISRAEL	14580	2044	102175	14898	
516 HONG KONG	6170	2542	20774	5872	
559 JAPAN	276	68	16906	3481	
614 AUSTRALIA	560	64	560	64	
758 COLOMBIA			5137	807	
990 U STATES	205402	57384	752253	214678	
	1510451	362122	4977543	1178363	
BUBBLE GUM	LB				247
1 U KINGDOM			5860	1538	
49 DENMARK			4552	1923	
64 IRELAND	108400	21206	134970	25978	
73 NETHRLNDS			5069	1774	
355 ISRAEL			1937	564	
990 U STATES	22367	8141	62490	22214	
	130767	29347	214878	53991	
CHEWING GUM N O P	LB				249
1 U KINGDOM	1008	300	3257	980	
49 DENMARK	2866	721	2866	721	
73 NETHRLNDS			6593	1704	
990 U STATES	5011	1942	10536	4095	
	8885	2963	23252	7500	
GLUCOSE AND SYRUP CORN SYRUP	CWT				251
1 U KINGDOM	2185	12937	3495	20757	
55 GERMANY W	21	657	59	1969	

IMPORTS BY COMMODITIES AND COUNTRIES

Commodity and Country	MARCH 1961		JANUARY TO MARCH 1961		Class Number
	Quantity	Value (\$)	Quantity	Value (\$)	
73 NETHRLNDS	26	300	59	690	
427 UN SO AFR			225	897	
990 U STATES	9482	74152	22832	176271	
MOLASSES OF CANE N O P	11714	88046	26670	200584	252
828 TRINIDAD	474400	62703	474400	62703	
990 U STATES	227098	41271	592143	111551	
MOLASSES FOR HUMAN CONSUMPTION	701498	103974	1066543	174254	255
822 BARBADOS	571726	264354	571726	264354	
990 U STATES	2288	4115	17301	15954	
SYRUPS OF CANE OR BEET N O P	574014	268469	589027	280308	256
1 U KINGDOM	752	1063	3333	4559	
990 U STATES	167	480	617	1467	
SUGAR RAW IMPORTED BY REFINERS	919	1543	3950	6026	262
614 AUSTRALIA	442355	1465843	894790	3000285	
716 B GUIANA	221063	852292	441004	1674106	
824 JAMAICA			171319	690318	
848 CUBA	74410	227448	462326	1564162	
SUGAR RAW N O P	737828	2545583	1969439	6928871	263
716 B GUIANA			1571	6259	
SUGAR REFINED			1571	6259	264
1 U KINGDOM	6	76	15	216	
990 U STATES	17	529	41	1232	
SUGAR AND SYRUP MAPLE	23	605	56	1448	265
990 U STATES			1667	245	
COCOA BEANS NDT ROASTED			1667	245	271
1 U KINGDOM	1260	28770	4335	110560	
418 NIGERIA	6720	160659	17927	430863	
513 CEYLON			616	16695	
752 BRAZIL			879	21401	
763 ECUADOR			1201	30876	
785 VENEZUELA	323	8520	1268	35917	
824 JAMAICA			1481	37548	
826 LEEW WIND	360	7920	1429	37522	
828 TRINIDAD			400	13919	
990 U STATES	5728	134312	26214	678016	
COCOA BUTTER	14391	340181	55750	1413317	273
1 U KINGDOM	11256	7299	11256	7299	
54 FRANCE			4409	3307	
64 IRELAND			24696	15781	
67 ITALY	44093	23212	88187	46702	
73 NETHRLNDS			133492	69815	
824 JAMAICA	34471	18723	273509	148785	
990 U STATES	500	327	70390	38613	
COCOA PASTE NOT SWEETENED	90320	49561	605939	330302	274
1 U KINGDOM	5000	852	119750	43312	
54 FRANCE			209436	76950	
55 GERMANY W			70503	19112	
73 NETHRLNDS	121687	22999	122737	23183	
752 BRAZIL			270	113	
990 U STATES	782	400	1158	604	
COCOA PASTE SWEETENED	127469	24251	523854	163274	275
1 U KINGDOM	2240	517	3360	772	
73 NETHRLNDS	250	104	1262	517	
86 SWITZRLND			3492	1608	
990 U STATES	9200	3308	35150	12738	
COCOA OR CHOCOLATE POWDER	11690	3929	43264	15635	276
1 U KINGDOM	38064	7317	46240	9732	
55 GERMANY W	11023	1225	11023	1225	
73 NETHRLNDS	143453	25379	417042	83821	
990 U STATES	144120	29556	495322	104051	
COCOA AND CHOCOLATE PREPS NOP	336660	63477	969627	198829	277
1 U KINGDOM	204820	42335	752957	179806	
44 BELG LUX			506	146	
54 FRANCE			700	99	
55 GERMANY W	3684	2051	17761	4751	
64 IRELAND	365645	58874	837774	135846	
67 ITALY			14048	1948	
73 NETHRLNDS	12616	2673	40720	9444	
86 SWITZRLND			6021	1407	
752 BRAZIL			26400	3420	
855 DOM REP			6700	1211	
990 U STATES	100673	22541	322557	89243	
CHICORY	687438	128474	2026144	427321	282
44 BELG LUX	2755	271	4963	445	
73 NETHRLNDS	2478	391	4638	569	
990 U STATES	4267	1310	15491	5736	
COFFEE GREEN	9500	1972	25092	6750	283
1 U KINGDOM			2381	978	
329 B M E NES	4409	1634	4409	1634	
415 KENYA	804085	311029	1782793	696973	
425 TANGANYKA	294821	107135	765477	285040	

IMPORTS BY COMMODITIES AND COUNTRIES

Commodity and Country	MARCH 1961		JANUARY TO MARCH 1961		Class Number
	Quantity	Value (\$)	Quantity	Value (\$)	
426 UGANDA	1417733	311950	2414204	514970	
446 ANGOLA	55160	10008	110320	21630	
449 CONGO	46037	19010	152531	58473	
524 MALAYA	6720	2688	6720	2688	
752 BRAZIL	4491070	1709319	12999052	4869833	
758 COLOMBIA	2487116	1067263	6978432	2976691	
763 ECUADOR	4964	1846	81516	25632	
774 PERU			97248	37960	
785 VENEZUELA	127246	48181	478612	187415	
828 TRINIDAD	15000	4232	70486	19695	
945 C RICA	272459	111933	865639	350311	
855 DOM REP	156172	57625	359041	135616	
857 EL SALVD	494923	190088	876786	331522	
864 GUATEMALA	37938	14460	744810	292001	
867 HAITI	32884	10987	66259	22203	
869 HONDURAS	83201	32631	83201	32631	
874 MEXICO	262455	106273	1182387	458473	
879 NICARAGUA	75953	29178	114079	43102	
990 U STATES	2177323	540989	4364954	1099150	
	13347669	4688459	34601337	12464621	
COFFEE ROASTED AND SUBSTITUTES	LB				286
1 U KINGDOM	240	240	386	465	
55 GERMANY W			476	461	
73 NETHRLNDS			480	290	
752 BRAZIL			1200	792	
824 JAMAICA			360	271	
990 U STATES	210344	152631	485911	341173	
	210584	152871	488813	343452	
COFFEE EXTRACT OF N O P	LB				287
1 U KINGDOM	1256	428	4611	1614	
990 U STATES	70320	30119	160962	76159	
	71576	30547	165573	77773	
INSTANT COFFEE POWDER	LB				288
1 U KINGDOM			300	615	
73 NETHRLNDS			1680	4144	
857 EL SALVD			2190	4839	
990 U STATES	571623	910677	988188	1573110	
	571623	910677	992358	1582708	
CLOVES UNGROUND	LB				291
415 KENYA	11200	3827	35840	12260	
524 MALAYA			6720	2356	
990 U STATES	124	252	1007	1156	
	11324	4079	43567	15772	
GINGER UNGROUND	LB				292
1 U KINGDOM	11200	912	11200	912	
423 S LEONE			2277	623	
516 HONG KONG	500	75	12200	1261	
519 INDIA	13160	1704	13160	1704	
617 FIJI			15558	1501	
824 JAMAICA			1974	410	
848 CUBA	625	124	942	187	
990 U STATES	786	631	15137	3980	
	26271	3446	72448	10578	
MUSTARD GROUND	LB				293
1 U KINGDOM	35340	18244	106468	54945	
990 U STATES	55236	15776	61161	17560	
	90576	34020	167629	72505	
NUTMEGS AND MACE	LB				294
73 NETHRLNDS			140	91	
524 MALAYA	4480	4713	4480	4713	
826 LEEW WIND	13800	18204	42200	52787	
990 U STATES	2727	4161	4622	9076	
	21007	27078	51442	66667	
PEPPER UNGROUND	LB				296
55 GERMANY W			238	100	
82 SPAIN			2200	753	
262 HUNGARY			4400	585	
377 SUDAN			9678	3617	
426 UGANDA	4448	2358	25967	11809	
473 MOROCCO			6600	1782	
519 INDIA	112000	46703	362880	149823	
524 MALAYA	92280	38898	256080	102418	
559 JAPAN	4800	1358	16800	5227	
990 U STATES	23649	9023	36823	15679	
	237177	98340	721666	291793	
SPICES N O P UNGROUND	LB				297
1 U KINGDOM			3380	1430	
67 ITALY			276	340	
73 NETHRLNDS			4454	1552	
429 B AFR NES	5080	921	12920	1563	
513 CEYLON			5220	3979	
516 HONG KONG			56000	19089	
519 INDIA	463	61	463	61	
524 MALAYA	11257	2458	38989	8357	
556 INDONESIA	11023	2123	36611	6608	
586 VIET NAM			13580	5022	
824 JAMAICA	3360	2153	12600	7812	
874 MEXICO			3520	1996	
990 U STATES	8858	3733	15781	6876	
	40041	11449	203794	64685	
GINGER AND SPICES N O P GROUND	LB				298
1 U KINGDOM	144	71	6098	2287	
55 GERMANY W	145	176	917	861	
67 ITALY			507	472	
82 SPAIN	6050	1976	42700	12861	
262 HUNGARY	6160	1458	9680	1867	

IMPORTS BY COMMODITIES AND COUNTRIES

Commodity and Country	MARCH 1961		JANUARY TO MARCH 1961		Class Number
	Quantity	Value (\$)	Quantity	Value (\$)	
288 YUGO SLAV			11000	3000	
519 INDIA	108	63	218	128	
990 U STATES	33544	29390	88391	76321	
VANILLA BEANS CRUDE	46151	33134	159511	97797	
1 U KINGDOM	LB		1302	8741	300
874 MEXICO	1025	7173	2262	16072	
990 U STATES	10393	69037	12062	81271	
SEEDS AROMATIC CRUDE	11418	76210	15626	106084	
1 U KINGDOM	LB		19826	5178	301
73 NETHRLNDS	13548	2847	23383	3927	
864 GUATEMALA	4400	795	178	504	
990 U STATES	11211	2538	22456	6177	
TEA BLACK	29159	6180	65843	15786	
1 U KINGDOM	LB		1254629	747382	319
44 BELG LUX	495124	262602	8418	3235	
55 GERMANY W	1619	611	13935	5234	
64 IRELAND	5652	2094	72	70	
73 NETHRLNDS	7524	4339	75132	35970	
355 ISRAEL	132	424	132	424	
415 KENYA	88982	50022	277806	161934	
422 RHOD NYAS	3360	1762	11742	5683	
425 TANGANYKA	58560	32967	72684	40277	
426 UGANDA	31444	18094	122280	69409	
449 CONGO			2336	1102	
513 CEYLON	1367492	661684	3556245	1753493	
516 HONG KONG	2605	1356	21811	10337	
519 INDIA	1640756	920105	4237733	2404460	
556 INDONESIA	12827	5250	57834	25835	
559 JAPAN	32700	7278	32700	7278	
578 TAIWAN	400	275	10400	2486	
752 BRAZIL	2712	813	2712	813	
990 U STATES	101146	55897	194962	106500	
TEA GREEN	3853035	2025573	9953563	5381922	
513 CEYLON	LB		4190	1761	320
516 HONG KONG	1549	870	9920	6537	
559 JAPAN	82	93	5582	1827	
578 TAIWAN	650	216	650	216	
990 U STATES	445	259	445	259	
VINEGAR	2726	1438	20787	10600	
1 U KINGDOM	GAL		72	143	341
73 NETHRLNDS			150	123	
516 HONG KONG	90	68	90	68	
990 U STATES	4878	1868	18095	6982	
YEAST IN CAKES AND PACKAGES	4968	1936	18407	7316	
1 U KINGDOM	LB		64360	7062	352
990 U STATES	25240	3121	7048	6819	
YEAST IN BULK	28168	5870	71408	13881	
990 U STATES	LB		11330	2238	353
HOPS	1450	766	11330	2238	
44 BELG LUX	LB		3315	2194	362
55 GERMANY W			3647	3319	
246 CZECHO S			6948	5975	
288 YUGO SLAV	40023	26896	40023	26896	
990 U STATES			543907	333780	
LIQUORICE UNSWEETENED	40023	26896	597840	372164	
990 U STATES	LB		75600	19211	364
MALT SYRUP AND EXTRACTS	5000	1238	75600	19211	
1 U KINGDOM	LB		115593	17960	365
73 NETHRLNDS	5905	985	11880	1801	
990 U STATES	11880	1801	241516	55727	
ESSENCES EXTRACTS N O P	124365	27668	368989	75488	
1 U KINGDOM	GAL		183	3312	367
54 FRANCE	120	1295	1980	2337	
55 GERMANY W	4	128	4	128	
815 BERMUDA	10	298	20	593	
990 U STATES	171	12727	266	15208	
POTATOES FRENCH FRIED FROZEN	305	14448	2453	21578	
990 U STATES	LB		416110	64506	380
POTATO CHIPS NOT FROZEN	89175	13058	416110	64506	
990 U STATES	LB		944943	362592	381
VEGETABLE FOOD PRODUCTS N O P	318145	128482	944943	362592	
1 U KINGDOM		16127		101915	390
55 GERMANY W		828		4988	
67 ITALY				3199	
73 NETHRLNDS		287		2002	
85 SWEDEN				2954	
86 SWITZRLND		316		316	
516 HONG KONG		3318		13149	
519 INDIA		143		143	
524 MALAYA				766	
559 JAPAN		270		713	
990 U STATES		221848		519810	
		243137		649955	

IMPORTS BY COMMODITIES AND COUNTRIES

Commodity and Country	MARCH 1961		JANUARY TO MARCH 1961		Class Number
	Quantity	Value (\$)	Quantity	Value (\$)	
<u>GROUP 1</u>					
<u>AGRICULTURAL PRODUCTS</u>					
<u>B OTHER THAN FOOD</u>					
ALE BEER PORTER AND STOUT	GAL				1501
1 U KINGDOM	18734	26123	55754	77778	
49 DENMARK	830	1041	2549	3123	
55 GERMANY W	1881	2332	5513	6363	
73 NETHRLNOS	360	464	1527	1964	
559 JAPAN	188	640	964	3223	
	21993	30600	66307	92451	
BRANDY	P GAL				1511
1 U KINGDOM	91	390	201	1373	
54 FRANCE	10708	119476	32326	368941	
55 GERMANY W	36	520	106	1400	
59 GREECE	87	748	395	3426	
67 ITALY	38	317	325	2302	
78 PORTUGAL	1030	4189	3817	15150	
82 SPAIN	362	2137	675	3843	
86 SWITZRLND			35	662	
288 YUGO SLAV	136	688	411	2291	
316 CYPRUS			217	1447	
355 ISRAEL	258	3929	258	3929	
427 UN SO AFR	7080	19133	23033	60449	
614 AUSTRALIA	2835	11153	8606	32096	
990 U STATES	2	83	2	83	
	22663	162763	70407	497392	
CORDIALS AND LIQUEURS N O P	P GAL				1512
1 U KINGDOM	1449	17333	4122	56336	
49 DENMARK	323	4971	964	13355	
54 FRANCE	2663	31295	8586	99620	
59 GREECE			79	514	
67 ITALY	163	1767	313	3493	
73 NETHRLNOS	994	8323	4383	41258	
76 NORWAY			66	311	
85 SWEDEN	22	151	92	415	
262 HUNGARY			31	242	
288 YUGO SLAV	70	460	140	920	
614 AUSTRALIA			108	1086	
824 JAMAICA	56	573	461	5358	
828 TRINIDAO	144	2710	160	2963	
848 CUBA			41	595	
874 MEXICO	33	236	133	2425	
886 P RICO			232	1330	
990 U STATES	18	500	30	946	
	5935	68319	19941	231167	
GIN	P GAL				1513
1 U KINGDOM	13545	62905	40689	186589	
55 GERMANY W	14	71	91	547	
73 NETHRLNDS	147	859	664	3170	
	13706	63835	41444	190306	
RUM	P GAL				1514
1 U KINGDOM	13455	56194	41827	165061	
54 FRANCE	35	259	68	508	
716 B GUIANA	11692	18867	34256	52289	
813 BAHAMAS			70	385	
822 BARBADOS	5445	16653	12319	39683	
824 JAMAICA	2858	11852	57371	95100	
828 TRINIDAD	3968	20359	21303	97297	
848 CUBA	184	2313	496	6263	
867 HAITI	118	780	202	1387	
886 P RICO	8900	65958	22021	162689	
990 U STATES			108	149	
	46655	193235	190041	620811	
WHISKY	P GAL				1515
1 U KINGDOM	60280	454598	159205	1215424	
64 IRELAND	70	539	167	1365	
73 NETHRLNDS			6	68	
990 U STATES	145198	211294	350990	493862	
	205548	666431	510368	1710719	
ABSINTHE ALCOHOLIC LIQUORS NOP	P GAL				1516
277 POLAND	1384	9046	2189	16665	
	1384	9046	2189	16665	
WINES NON SPARKLING	GAL				1530
1 U KINGDOM	9624	50474	21697	116653	
43 AUSTRIA	149	498	243	1059	
49 DENMARK	1520	4233	4911	13307	
54 FRANCE	38029	129184	118445	435658	
55 GERMANY W	4463	20658	14724	71575	
59 GREECE	395	1040	3893	6350	
67 ITALY	24130	74872	78492	242397	
73 NETHRLNDS			63	61	
78 PORTUGAL	23120	36198	64869	104013	
82 SPAIN	5414	15569	16482	48669	
86 SWITZRLND	170	619	486	1871	
262 HUNGARY	33	303	450	1992	
316 CYPRUS	1115	1751	3294	5038	
355 ISRAEL	2964	10646	4944	17219	
427 UN SO AFR	22502	39562	58126	103557	

IMPORTS BY COMMODITIES AND COUNTRIES

Commodity and Country	MARCH 1961		JANUARY TO MARCH 1961		Class Number
	Quantity	Value (\$)	Quantity	Value (\$)	
443 ALGERIA	6196	9264	15030	22355	
516 HONG KONG			466	1957	
614 AUSTRALIA	28392	65684	73013	153836	
990 U STATES	12956	39953	39163	107003	
WINES SPARKLING	181172	500508	518791	1454570	
	GAL				1560
1 U KINGDOM			12	142	
54 FRANCE	1911	23925	8673	110459	
55 GERMANY W	45	455	498	3859	
67 ITALY	200	937	1317	6811	
355 ISRAEL	40	310	140	1091	
614 AUSTRALIA	10	82	58	502	
	2206	25709	10698	122864	
GUMS AMBER AND ARABIC	LB				1571
1 U KINGDOM			672	220	
990 U STATES	40472	11005	94429	33306	
	40472	11005	95101	33526	
GUMS AUSTL COPAL DAMAR ETC	LB				1572
524 MALAYA			168000	8532	
990 U STATES	6159	2299	42611	9855	
	6159	2299	210611	18387	
GUMS BARBERRY ELEMI GEDDA ETC	LB				1573
1 U KINGDOM			50	208	
990 U STATES	27962	16085	128152	62652	
	27962	16085	128202	62860	
CHICLE OR SAPPATO GUM CRUDE	LB				1576
864 GUATEMALA	100596	95247	304783	288661	
990 U STATES	72445	35154	147055	71647	
	173041	130401	451838	360308	
SHELLAC BLEACHED	LB				1577
1 U KINGDOM			1120	481	
990 U STATES	2866	1442	4206	2143	
	2866	1442	5326	2624	
LAC CRUDE SEED STICK AND SHELL	LB				1579
519 INDIA	49200	10529	62648	13656	
583 THAILAND	41036	7625	82264	15706	
990 U STATES	41652	9129	70237	18123	
	131888	27283	215149	47485	
RESIN OR ROSIN	LB				1580
1 U KINGDOM	63775	2150	64485	2223	
59 GREECE			44412	7699	
990 U STATES	2479404	277516	5924080	685036	
	2543179	279666	6032977	694958	
ROSIN SIZING	LB				1581
990 U STATES	1630230	242408	3945601	591668	
	1630230	242408	3945601	591668	
GUMS AND BLENDS N O P	LB				1583
1 U KINGDOM	672	855	9693	7650	
73 NETHRLNDS	6920	2048	12722	4402	
529 B E I NES	10600	1018	10600	1018	
990 U STATES	419352	159878	1048119	400535	
	437544	163799	1081134	413605	
TALL OIL AND TALL OIL PITCH	LB				1584
990 U STATES	953898	58825	2575345	146872	
	953898	58825	2575345	146872	
COTTON SEED CAKE AND MEAL	CWT				1591
990 U STATES	9343	27707	10743	31574	
	9343	27707	10743	31574	
LINSEED OIL CAKE AND MEAL	CWT				1592
990 U STATES	1031	3336	1031	3336	
	1031	3336	1031	3336	
SOYA BEAN OIL CAKE AND MEAL	CWT				1594
990 U STATES	256641	828044	725783	2162719	
	256641	828044	725783	2162719	
SOYA BEAN FLOUR	CWT				1595
55 GERMANY W	22	248	22	248	
990 U STATES	4542	35290	9010	68903	
	4564	35538	9032	69151	
OIL CAKE AND MEAL N O P	CWT				1597
990 U STATES			3000	9020	
			3000	9020	
CASTOR OIL NOT EDIBLE	CWT				1601
752 BRAZIL	637	10724	1283	21660	
990 U STATES	43	1187	124	3429	
	680	11911	1407	25089	
CHINAWOOD OIL NOT EDIBLE	CWT				1602
516 HONG KONG			224	3303	
769 PARAGUAY	443	11841	443	11841	
990 U STATES	1190	24195	4954	85931	
	1633	36036	5621	101075	
COCONUT OIL CRUDE AND REFINED	CWT				1603
1 U KINGDOM			967	16025	
513 CEYLON	21156	212249	80647	845446	
524 MALAYA	42	499	42	499	
990 U STATES	1192	7921	1262	9148	
	22390	220669	82918	871118	
COTTONSEED OIL CRUDE REFINED	CWT				1605
990 U STATES	43472	542018	125086	1425373	
	43472	542018	125086	1425373	
ESSENTIAL OIL N O P	LB				1606
1 U KINGDOM	2027	6930	7875	27592	
44 BELG LUX	110	36957	110	36957	
54 FRANCE	1379	11119	9678	16164	
73 NETHRLNDS			2185	2041	
82 SPAIN			5071	5557	
86 SWITZRLND	526	3865	799	5997	

IMPORTS BY COMMODITIES AND COUNTRIES

Commodity and Country	MARCH 1961		JANUARY TO MARCH 1961		Class Number	
	Quantity	Value (\$)	Quantity	Value (\$)		
516 HONG KONG	8367	7042	10567	9397		
524 MALAYA			1100	5916		
553 CHINA COM			1157	552		
614 AUSTRALIA	1600	1248	1600	1248		
752 BRAZIL			60	142		
815 BERMUDA			2000	10500		
828 TRINIDAD	1020	5940	3060	17847		
867 HAITI	140	1479	4742	26096		
874 MEXICO	425	2344	425	2344		
990 U STATES	143648	327573	340732	801312		
	159242	404497	391161	969662		
FLAXSEED OR LINSEED OIL	CWT					1608
1 U KINGDOM			1	55		
990 U STATES	36	1137	43	1494		
	36	1137	44	1549		
FOOTS OF COTTON SEED OR OLIVES	CWT				1609	
OLIVE OIL CRUDE AND REFINED	CWT				1610	
59 GREECE	5	225	26	1125		
67 ITALY	1333	32065	2728	76673		
78 PORTUGAL	35	1110	80	2136		
82 SPAIN	915	19439	1672	37120		
487 TUNISIA	158	6565	423	13593		
990 U STATES	738	21370	867	25037		
	3184	80774	5796	155684		
PALM AND PALM KERNEL OIL	CWT				1611	
1 U KINGDOM			6621	83576		
449 CONGO			464	4698		
524 MALAYA	40847	384453	94806	879841		
990 U STATES	590	2594	641	3627		
	41437	387047	102532	971742		
PEANUT OIL CRUDE AND REFINED	CWT				1613	
1 U KINGDOM	333	6324	333	6324		
516 HONG KONG	80	1759	233	5020		
990 U STATES	1184	24493	2156	41706		
	1597	32576	2722	53050		
PEPPERMINT OIL	LB				1614	
1 U KINGDOM			500	1762		
559 JAPAN	120	438	720	3000		
990 U STATES	7348	33378	28362	139713		
	7468	33816	29582	144475		
RESIN OIL	CWT				1617	
990 U STATES	916	5602	1903	12895		
	916	5602	1903	12895		
SOYA BEAN OIL CRUDE REFINED	CWT				1619	
990 U STATES	26332	346787	64670	797131		
	26332	346787	64670	797131		
VEG OILS CRUDE AND REFINED NOP	CWT				1620	
1 U KINGDOM	13441	162774	13441	162774		
55 GERMANY W			11	315		
516 HONG KONG			10	317		
559 JAPAN			9	312		
990 U STATES	2674	53210	8698	163513		
	16115	215984	22169	327231		
CASHEW NUT SHELL OIL	CWT				1622	
990 U STATES	236	4594	236	4594		
	236	4594	236	4594		
BITICICA OIL	CWT				1623	
752 BRAZIL			276	4574		
990 U STATES	65	984	720	10107		
	65	984	996	14681		
SUNFLOWER SEED OIL	CWT				1624	
VEGETABLE OILS FOR TEXTILES	CWT				1625	
86 SWITZRLND	10	1744	10	1744		
990 U STATES	1907	47259	4921	122514		
	1917	49003	4931	124258		
LEMON OIL AND ORANGE OIL	LB				1626	
1 U KINGDOM	328	576	328	576		
817 B HOND			2172	536		
824 JAMAICA			2000	687		
990 U STATES	23842	29741	51639	69073		
	24170	30317	56139	70872		
SPEARMINT OIL	LB				1627	
990 U STATES	6000	26015	13797	64571		
	6000	26015	13797	64571		
OILS HYDROGENATED BLOWN ETC	CWT				1628	
1 U KINGDDM			14	241		
55 GERMANY W	30	722	57	1375		
73 NETHRLNDS	560	9023	1584	25572		
85 SWEDEN			66	869		
990 U STATES	15227	238780	55140	780185		
	15817	248525	56861	808242		
ROSE BUSHES N O P	NO				1646	
1 U KINGDOM	2885	1295	3620	1695		
44 BELG LUX	23146	4237	30316	5288		
49 DENMARK	11750	3478	28790	8309		
55 GERMANY W	640	145	640	145		
73 NETHRLNDS	130016	24342	209017	43110		
990 U STATES	218116	66511	1071590	302195		
	386553	100008	1343973	360742		
BUSHES ROOTS AND VINES N O P	NO				1647	
54 FRANCE	14735	3042	75000	15000		
73 NETHRLNDS	316809	15864	21655	3914		
990 U STATES	331544	18906	325664	16587		
	331544	18906	422319	35501		

IMPORTS BY COMMODITIES AND COUNTRIES

Commodity and Country	MARCH 1961		JANUARY TO MARCH 1961		Class Number
	Quantity	Value (\$)	Quantity	Value (\$)	
APPLE TREES N O P	NO				1651
73 NETHRLNDS			150	105	
990 U STATES	5098	2091	5098	2091	
	5098	2091	5248	2196	
PEACH TREES AND JUNE BUDS NOP	NO				1653
990 U STATES	17493	10143	18323	10397	
	17493	10143	18323	10397	
FRUIT TREES N O P	NO				1657
73 NETHRLNDS	65	52	65	52	
559 JAPAN			1500	297	
990 U STATES	10459	6670	10954	7044	
	10524	6722	12519	7393	
AZALEAS RHODODENDRONS ETC					1662
1 U KINGDOM				2316	
44 BELG LUX		9981		53540	
49 DENMARK		113		113	
54 FRANCE		248		248	
55 GERMANY W		90		90	
73 NETHRLNDS		45354		142807	
427 UN SO AFR		590		590	
516 HONG KONG				642	
559 JAPAN		530		3219	
864 GUATEMALA				52	
886 P RICO		162		740	
990 U STATES		49429		186008	
		106497		390365	
PALMS FERNS FICUS CANNAS ETC					1663
73 NETHRLNDS		12564		24314	
559 JAPAN		62		2799	
990 U STATES		5181		18843	
		17807		45956	
TULIP BULBS					1664
44 BELG LUX				144	
73 NETHRLNDS		922		922	
990 U STATES				72	
		922		1138	
GLADIOLI BULBS					1665
73 NETHRLNDS		46608		57696	
559 JAPAN				387	
990 U STATES		2217		3991	
		48825		62074	
FLOWERS AND FOLIAGE CUT					1666
44 BELG LUX				2552	
54 FRANCE		52		127	
67 ITALY		125		220	
73 NETHRLNDS		75		1202	
559 JAPAN		135		1287	
813 BAHAMAS				252	
815 BERMUOA		1038		1038	
874 MEXICO		818		1936	
886 P RICO				174	
990 U STATES		261597		725815	
		263840		734603	
TREES SEEDLING STOCK					1668
44 BELG LUX		481		481	
54 FRANCE		1454		1454	
55 GERMANY W		850		1331	
73 NETHRLNDS		10425		14436	
990 U STATES		13084		15539	
		26294		33241	
FLORIST OR NURSERY STOCK N O P					1669
1 U KINGDOM		306		390	
44 BELG LUX		10405		16904	
49 DENMARK		186		186	
54 FRANCE		2271		2271	
55 GERMANY W		2833		5622	
73 NETHRLNDS		273284		385473	
559 JAPAN		1500		1800	
886 P RICO		272		691	
990 U STATES		158258		294278	
		449315		707615	
LATEX NATURAL	LB				1678
524 MALAYA	1517	685	1517	685	
990 U STATES	332357	115595	993125	347838	
	333874	116280	994642	348523	
LATEX SYNTHETIC	LB				1679
990 U STATES	490779	183038	1365505	514212	
	490779	183038	1365505	514212	
RUBBER ALLIED GUMS N O P	LB				1680
990 U STATES	8963	27415	24092	65044	
	8963	27415	24092	65044	
RUBBER CRUDE CAOUTCHOUC	LB				1683
1 U KINGDOM	11149	3446	424477	107306	
418 NIGERIA	459200	108146	1008000	245855	
513 CEYLON	381200	89786	1168027	280993	
524 MALAYA	3444711	834693	10703318	2778584	
529 B E I NES	58246	15662	91846	24728	
556 INDONESIA	268758	53828	291130	60207	
583 THAILAND			78400	17226	
990 U STATES	328419	90159	596248	165861	
	4951683	1195720	14361446	3680760	
RUBBER POWDERED WASTE OR JUNK	LB				1687
990 U STATES	509429	35911	1126058	69285	
	509429	35911	1126058	69285	
RUBBER RECOVERED	LB				1688
1 U KINGDOM	126000	13797	296000	31486	

IMPORTS BY COMMODITIES AND COUNTRIES

Commodity and Country	MARCH 1961		JANUARY TO MARCH 1961		Class Number
	Quantity	Value (\$)	Quantity	Value (\$)	
990 U STATES	1789796	193200	5197348	567970	1689
RUBBER SUBSTITUTE OR SYNTHETIC	1915796	206997	5493348	599456	
73 NETHRLNDS	560	116	560	116	1690
990 U STATES	2422247	671722	7079798	1934916	
RUBBER THREAD NOT COVERED	2422807	671838	7080358	1935032	1691
1 U KINGDOM	3282	3337	4808	4936	
990 U STATES	29679	49404	94268	154640	1691
HARD RUBBER STRIP SHEET ROD	32961	52741	99076	159576	
55 GERMANY W			242	108	1695
990 U STATES	2088	3894	5191	10739	
WATERPROOF RUBBER FOOTWEAR	2088	3894	5433	10847	1696
1 U KINGDOM	17809	28975	142975	206435	
67 ITALY			5552	6500	1697
246 CZECHO S	18130	18128	36518	38618	
277 POLANO			4200	2848	1698
516 HONG KONG	216	321	6012	7523	
559 JAPAN	54210	49391	232549	216794	1699
990 U STATES	6767	7809	11575	14806	
RUBBER FOOTWEAR N O P	97132	104624	439381	493524	1701
1 U KINGDOM	7044	2792	7044	2792	
516 HONG KONG	2000	468	2480	691	1702
559 JAPAN	289908	40840	665574	89919	
FOAM RUBBER SHEETING	298952	44100	675098	93402	1703
990 U STATES		18446		66482	
RUBBER SHEETING N O P		18446		66482	1704
1 U KINGDOM		6890		22663	
55 GERMANY W		1206		1443	1705
67 ITALY				5167	
73 NETHRLNDS		114		114	1706
524 MALAYA		12173		26122	
990 U STATES		16680		68838	1707
CONVEYOR BELTING OF RUBBER		37063		124347	
1 U KINGDOM		25818		71782	1708
55 GERMANY W		697		697	
67 ITALY		363		363	1709
990 U STATES		15494		32314	
BELTING RUBBER N O P		42372		105156	1710
1 U KINGDOM		13580		31794	
55 GERMANY W				217	1711
85 SWEDEN		689		1304	
86 SWITZRLNO		1134		1224	1712
559 JAPAN		1421		1421	
990 U STATES		54829		135608	1713
CANVAS SHOES RUBBER SOLES		71653		171568	
1 U KINGDOM	PAIR				1714
54 FRANCE	1678	1010	3290	2627	
55 GERMANY W	1110	1351	1110	1351	1715
67 ITALY	300	1342	804	2253	
73 NETHRLNDS	270	582	1314	2120	1716
86 SWITZRLNO			105	113	
246 CZECHO S	600	392	600	392	1717
516 HONG KONG	84030	53131	208230	132788	
519 INDIA	447417	203761	863546	405372	1718
559 JAPAN	90757	40242	99897	44756	
990 U STATES	530318	232186	1318582	605708	1719
CEMENT RUBBER	4013	3372	18658	16265	
1 U KINGDOM	1160493	537369	2516136	1213745	1720
55 GERMANY W		2066		2758	
990 U STATES		886		4079	1721
GOLF BALLS		65242		169398	
1 U KINGDOM	DOZ			176235	1722
559 JAPAN	6120	22365	17749	60704	
990 U STATES	11098	17364	31786	52923	1723
HEELS RUBBER	16637	109743	22625	135392	
990 U STATES	33855	149472	72160	249019	1724
HOSE RUBBER OR RUBBER LINEO	PAIR				
1 U KINGDOM	50922	6278	196884	25563	1725
49 OENMARK	50922	6278	196884	25563	
54 FRANCE		46389		86051	1726
55 GERMANY W				1149	
67 ITALY				412	1727
73 NETHRLNDS		314		962	
76 NORWAY		118		721	1728
85 SWEDEN		1604		2081	
990 U STATES		167983		4044	1729
WATER BOTTLES RUBBER		216408		98	
1 U KINGDOM		1882		7738	1730
67 ITALY				95	
246 CZECHO S				233	1731
990 U STATES		828		1792	
		2710		9858	

IMPORTS BY COMMODITIES AND COUNTRIES

Commodity and Country	MARCH 1961		JANUARY TO MARCH 1961		Class Number
	Quantity	Value (\$)	Quantity	Value (\$)	
MATERIALS FOR SEALING COMPOUND 990 U STATES		25452		56290	1711
MATS AND MATTING RUBBER		25452		56290	1712
1 U KINGDOM		2121		3667	
55 GERMANY W				3083	
85 SWEDEN				153	
246 CZECHO S		1213		5721	
990 U STATES		89364		344153	
PACKING RUBBER		92698		356777	1713
1 U KINGDOM		2600		5118	
85 SWEDEN		459		572	
990 U STATES		33494		74692	
		36553		80382	
TIRES BICYCLE AND MOTORCYCLE	NO				1715
1 U KINGDOM	2481	2240	14326	13823	
44 BELG LUX	8806	5175	20631	13542	
54 FRANCE	250	139	350	213	
55 GERMANY W	1900	1065	12158	7333	
67 ITALY	300	1406	320	1497	
73 NETHRLNDS	31389	20069	39774	24909	
85 SWEDEN	650	427	7860	5224	
246 CZECHO S			575	1594	
559 JAPAN	2300	1301	4738	2955	
990 U STATES	5945	4569	6547	5767	
	54021	36391	107279	76857	
TIRE CASINGS N O P	NO				1716
1 U KINGDOM	375	5166	3714	54301	
43 AUSTRIA	9	79	302	4050	
44 BELG LUX	12	1517	12	1517	
54 FRANCE	1542	67268	3229	127704	
55 GERMANY W	220	4345	635	9678	
67 ITALY	1367	11194	2671	24344	
85 SWEDEN	5325	8392	8545	15077	
86 SWITZRLND	321	3356	971	11593	
355 ISRAEL			82	4433	
559 JAPAN	100	6384	262	15211	
990 U STATES	18514	518015	23281	872040	
	27785	625716	43704	1139948	
INNER TUBES RUBBER N O P	NO				1717
1 U KINGDOM	100	181	360	675	
43 AUSTRIA			180	250	
54 FRANCE	1362	3085	2774	8424	
55 GERMANY W	380	1398	380	1398	
67 ITALY	1040	1448	1490	1965	
85 SWEDEN	4800	2574	9020	4896	
559 JAPAN	180	686	468	1184	
990 U STATES	3296	16310	7627	36851	
	11158	25682	22299	55643	
TIRES SOLID AUTOMOBILE	NO				1718
990 U STATES	234	4731	655	16978	
	234	4731	655	16978	
TIRES SOLID RUBBER N O P					1719
1 U KINGDOM		20342		42471	
559 JAPAN		495		495	
990 U STATES		31586		85860	
		52423		128826	
MANUFACTURES OF RUBBER N O P					1720
1 U KINGDOM		22123		70972	
43 AUSTRIA		1114		2177	
49 DENMARK		648		1169	
54 FRANCE		500		1331	
55 GERMANY W		6206		19545	
67 ITALY		3462		7019	
73 NETHRLNDS		457		2258	
82 SPAIN		3350		3350	
85 SWEDEN		3215		3336	
246 CZECHO S		146		230	
355 ISRAEL				931	
516 HONG KONG		364		661	
559 JAPAN		8227		18360	
990 U STATES		622807		1607466	
		672619		1738805	
BICYCLE INNER TUBES RUBBER	NO				1721
1 U KINGDOM	6581	3205	14581	7504	
44 BELG LUX	7220	2515	13920	4862	
54 FRANCE	100	158	100	158	
55 GERMANY W	36760	9283	80413	20621	
67 ITALY	300	354	300	354	
73 NETHRLNDS	50025	13277	78508	20863	
85 SWEDEN	9250	2993	10150	3278	
246 CZECHO S			600	486	
559 JAPAN	200	106	2300	718	
990 U STATES			60	95	
	110436	31891	200932	58939	
GASKETS AND WASHERS RUBBER					1722
1 U KINGDOM		3414		9988	
44 BELG LUX		3257		3257	
55 GERMANY W				112	
67 ITALY		107		370	
73 NETHRLNDS		118		1332	
86 SWITZRLND		99		155	
990 U STATES		135659		394239	
		142654		409453	

IMPORTS BY COMMODITIES AND COUNTRIES

Commodity and Country	MARCH 1961		JANUARY TO MARCH 1961		Class Number
	Quantity	Value (\$)	Quantity	Value (\$)	
DRUGGISTS SUNORIES RUBBER					1723
1 U KINGDOM		2922		14209	
55 GERMANY W		2560		4097	
67 ITALY				378	
73 NETHRLNOS		1379		1379	
246 CZECHO S		230		467	
559 JAPAN				237	
990 U STATES		53986		206616	
		61077		227383	
TIRE REPAIR MATERIAL OF RUBBER					1724
1 U KINGDOM		676		5056	
54 FRANCE		140		620	
55 GERMANY W		11231		42342	
990 U STATES		42892		143798	
		54939		191816	
NURSING NIPPLES RUBBER					1725
	GROSS				
1 U KINGDOM			55	323	
990 U STATES	1080	11544	1848	24577	
	1080	11544	1903	24900	
FLOORING OF RUBBER EXC TILES					1726
	SQ YD				
1 U KINGDOM			52	86	
990 U STATES	29684	53244	55311	104303	
	29684	53244	55363	104389	
V BELTS CHIEFLY OF RUBBER					1727
1 U KINGDOM		12184		44161	
55 GERMANY W		1345		3798	
73 NETHRLNOS				756	
85 SWEDEN		1017		1628	
559 JAPAN				912	
990 U STATES		35220		111795	
		49766		163050	
SOLES SOLING MATERIALS RUBBER					1728
1 U KINGDOM		761		4627	
55 GERMANY W				200	
67 ITALY		489		720	
990 U STATES		46645		131472	
		47895		137019	
AUTOMOTIVE PARTS OF RUBBER NOP					1729
1 U KINGDOM		5068		11389	
54 FRANCE		709		1982	
55 GERMANY W		213		2245	
67 ITALY		743		805	
85 SWEDEN				51	
559 JAPAN				486	
990 U STATES		195845		563893	
		202578		580851	
WEATHERSTRIPPING OF RUBBER					1730
1 U KINGDOM		195		1686	
55 GERMANY W				5204	
990 U STATES		66383		212457	
		66578		219347	
TIRES PNEUM USED EXCEPT SCRAP					1731
	NO				
1 U KINGDOM			15383	23786	
86 SWITZRLND	210	2971	325	6486	
990 U STATES	2975	11413	15211	47995	
	3185	14384	30919	78267	
TIRES TRACTOR AND IMPLEMENT					1732
	NO				
1 U KINGDOM	70	1217	180	4492	
67 ITALY	188	3696	188	3696	
73 NETHRLNOS	14	290	14	290	
85 SWEDEN	334	1312	334	1312	
990 U STATES	6496	192728	13512	478890	
	7102	199243	14228	488680	
SUGAR BEET SEED					1744
	LB				
73 NETHRLNDS	7210	5822	7210	5822	
990 U STATES			42821	16378	
	7210	5822	50031	22200	
SEEDS FOR BLENDING					1746
	LB				
519 INDIA			3360	496	
744 ARGENTINA	44100	3104	70555	4848	
990 U STATES	1000	435	154973	13815	
	45100	3539	228888	19159	
CLOVER SEED					1750
	LB				
53 FINLAND	120	120	120	120	
85 SWEODEN	3757	4268	4191	4725	
622 NEW ZEAL	10880	6617	17600	11333	
990 U STATES	692846	300209	2547086	1160180	
	707603	311214	2568997	1176358	
FLAX SEED					1751
	BUSH				
990 U STATES	200	846	2391	6064	
	200	846	2391	6064	
BENT GRASS SEED					1753
	LB				
55 GERMANY W	2000	1415	2000	1415	
990 U STATES	101300	35154	278900	92742	
	103300	36569	280900	94157	
GRASS SEED TIMOTHY					1754
	LB				
990 U STATES	247041	17691	641526	50790	
	247041	17691	641526	50790	
GRASS SEED N O P					1755
	LB				
1 U KINGDOM			10000	2857	
49 DENMARK	18151	3235	119221	23746	
73 NETHRLNOS	2244	362	3244	681	
85 SWEODEN			15846	5270	
990 U STATES	681604	114817	2255615	401853	
	701999	118414	2403926	434407	

IMPORTS BY COMMODITIES AND COUNTRIES

Commodity and Country	MARCH 1961		JANUARY TO MARCH 1961		Class Number
	Quantity	Value (\$)	Quantity	Value (\$)	
MILLET AND RAPE SEED	LB				1756
1 U KINGDOM			7980	938	
55 GERMANY W			2500	130	
67 ITALY	30800	3524	30800	3524	
990 U STATES	72600	4278	268840	14545	
	103400	7802	310120	19137	
MUSHROOM SPAWN					1757
990 U STATES		11215		32873	
		11215		32873	
SEED BEANS AND SEED PEAS	LB				1758
1 U KINGDOM			31050	3578	
73 NETHRLNDS	1010	253	1010	253	
425 TANGANYKA			54300	8287	
990 U STATES	2578970	267857	3796128	422773	
	2579980	268110	3882488	434891	
SEED POTATOES	LB				1759
990 U STATES	1464700	35657	1504700	36453	
	1464700	35657	1504700	36453	
SEEDS 5 DOLLARS OR OVER PER LB					1762
1 U KINGDOM		54		479	
49 DENMARK				409	
54 FRANCE		462		1145	
55 GERMANY W		213		213	
73 NETHRLNDS		1200		3770	
559 JAPAN				964	
990 U STATES		14634		41013	
		16563		47993	
GARDEN FIELD ROOT SEEDS N O P					1766
1 U KINGDOM		1837		9336	
49 DENMARK		4858		6303	
54 FRANCE		4400		4452	
55 GERMANY W		343		975	
67 ITALY		218		218	
73 NETHRLNDS		9046		16523	
516 HONG KONG		2786		10007	
559 JAPAN		135		1421	
755 CHILE		955		955	
824 JAMAICA		3773		4738	
874 MEXICO		110		110	
879 NICARAGUA		106		16145	
990 U STATES		102193		389624	
		130760		460807	
TOBACCO TURKISH UNSTEMMED	LB				1776
59 GREECE	124	116	124	116	
382 TURKEY	30042	23065	78890	60429	
990 U STATES			344	384	
	30166	23181	79358	60929	
TOBACCO FLUE CURED UNSTEMMED	LB				1778
CIGAR LEAF UNSTEMMED	LB				1779
848 CUBA	13801	15597	28689	26835	
855 DOM REP			7315	2982	
886 P RICO	2242	11528	2242	11528	
990 U STATES	67214	290181	163274	645306	
	83257	317306	201520	686651	
TOBACCO N O P UNSTEMMED	LB				1780
386 UAR SYRIA	4195	1768	10834	4596	
990 U STATES	801	402	1350	670	
	4996	2170	12184	5266	
CIGAR LEAF STEMMED	LB				1782
567 PHIL			5949	2975	
848 CUBA	17344	25371	46215	65686	
990 U STATES	42598	30708	102073	75342	
	59942	56079	154237	144003	
TOBACCO N O P STEMMED	LB				1783
990 U STATES	54	80	467	631	
	54	80	467	631	
CIGARS	LB				1784
44 BELG LUX	15	64	63	474	
49 DENMARK	15	82	43	246	
55 GERMANY W	63	182	431	1039	
73 NETHRLNDS	2674	8734	8660	31457	
86 SWITZRLND			51	170	
848 CUBA	557	6366	1317	14820	
990 U STATES	136	482	4219	13121	
	3460	15910	14784	61327	
CIGARETTES	LB				1785
1 U KINGDOM	1493	3995	2583	7171	
54 FRANCE	481	665	1402	1920	
990 U STATES	31828	61843	93624	181990	
	33802	66503	97609	191081	
TOBACCO CUT	LB				1787
1 U KINGDOM	12004	28856	30727	71868	
73 NETHRLNDS	46633	41862	121465	109095	
516 HONG KONG	100	150	300	451	
990 U STATES	19871	33053	58210	96213	
	78608	103921	210702	277627	
TOBACCO MANUFACTURED N O P	LB				1788
1 U KINGDOM	3010	5085	5217	8750	
990 U STATES	4404	4783	16937	16983	
	7414	9868	22154	25733	
LOCUST BEANS LOCUST BEAN MEAL	LB				1811
990 U STATES	2386	665	6386	1698	
	2386	665	6386	1698	
BROOM CORN	CWT				1813
67 ITALY	782	11107	1289	18469	

IMPORTS BY COMMODITIES AND COUNTRIES

Commodity and Country	MARCH 1961		JANUARY TO MARCH 1961		Class Number
	Quantity	Value (\$)	Quantity	Value (\$)	
262 HUNGARY			551	12039	
744 ARGENTINA			861	9314	
990 U STATES	2496	42274	6969	127295	
CATTLE FOOD WITH MOLASSES	3278	53381	9670	167117	1815
990 U STATES		22136		61685	
DRUGS CRUDE BARKS FLOWERS		22136		61685	1816
1 U KINGDOM		933		1007	
55 GERMANY W		203		342	
262 HUNGARY				61	
288 YUGO SLAV				145	
427 UN SO AFR				5689	
516 HONG KONG		3482		10831	
752 BRAZIL				396	
774 PERU				140	
990 U STATES		23554		38157	
HAY AND STRAW		28172		56768	1818
990 U STATES	TON				
	3400	106186	8149	254877	
	3400	106186	8149	254877	
MUCILAGE AND VEGETABLE GLUE	LB				1824
1 U KINGDOM			672	212	
990 U STATES	51846	15267	129942	27874	
	51846	15267	130614	28086	
PALM LEAF UNMANUFACTURED		799		21306	1825
990 U STATES		799		21306	
ROOTS MEDICINAL ALKANET JALAP					1827
516 HONG KONG		566		566	
990 U STATES		772		872	
		1338		1438	
STARCH AND PREPARATIONS N O P	LB				1828
1 U KINGDOM	1100	226	2290	414	
55 GERMANY W	3204	672	4306	861	
73 NETHRLNDS	1220	128	188761	19349	
516 HONG KONG	4700	464	14576	1680	
990 U STATES	1094265	127587	2888961	361443	
	1104489	129077	3098894	383747	
STARCH POTATO POTATO FLOUR	LB				1829
43 AUSTRIA			4409	1000	
49 DENMARK	110300	5753	110300	5753	
73 NETHRLNDS			352094	18565	
990 U STATES	353625	37318	474325	52198	
	463925	43071	941128	77516	
TAR PINE CRUDE IN BULK	GAL				1832
1 U KINGDOM	7000	1486	9565	3173	
990 U STATES	15176	8576	43535	22054	
	22176	10062	53100	25227	
TEASELS		690		690	1833
54 FRANCE		690		690	
TURPENTINE SPIRITS OF	GAL				1835
1 U KINGDOM			22	78	
874 MEXICO	8307	5187	16061	9607	
990 U STATES	88920	61420	177750	132316	
	97227	66607	193833	142001	
VEGETABLE PRODUCTS N O P					1836
1 U KINGDOM		825		3858	
49 DENMARK				1287	
55 GERMANY W				696	
87 ITALY		1223		1223	
82 SPAIN				188	
516 HONG KONG				437	
519 INDIA		162		162	
533 CHINA COM				704	
539 JAPAN		229		827	
752 BRAZIL				1621	
990 U STATES		35346		101100	
		37785		112103	
VEGETABLE COLOURING					1839
1 U KINGDOM		916		3607	
990 U STATES		42223		70582	
		43139		74189	
DEXTRINE STARCH MIXTURES N O P	LB				1840
1 U KINGDOM	138950	10379	219450	15829	
73 NETHRLNDS	139401	9408	320425	21564	
990 U STATES	68180	8138	292025	28859	
	346531	27925	831900	66252	
DEXTRINE STARCH NOT A PASTE	LB				1841
990 U STATES	1100	713	1600	927	
	1100	713	1600	927	
DISTILLERS SOLUBLES	CWT				1842
990 U STATES	6497	22900	19841	70859	
	6497	22900	19841	70859	
VEGETABLE FLOUR NOP NOT EDIBLE					1843
990 U STATES		58756		181681	
		58756		181681	
VEGETABLE FLAVOURINGS					1845
1 U KINGDOM		4866		7170	
54 FRANCE		95		2254	
55 GERMANY W		134		981	
59 GREECE				559	
73 NETHRLNDS		405		787	
888 YUGO SLAV		319		319	
990 U STATES		76757		248927	
		82576		260997	

IMPORTS BY COMMODITIES AND COUNTRIES

Commodity and Country	MARCH 1961		JANUARY TO MARCH 1961		Class Number
	Quantity	Value (\$)	Quantity	Value (\$)	
SIZING PREPARATIONS N O P 990 U STATES	LB				1846
	154450	21650	490724	60771	
	154450	21650	490724	60771	

IMPORTS BY COMMODITIES AND COUNTRIES

Commodity and Country	MARCH 1961		JANUARY TO MARCH 1961		Class Number
	Quantity	Value (\$)	Quantity	Value (\$)	
GROUP 2					
ANIMALS AND ANIMAL PRODUCTS					
CATTLE PURE BRED	NO				2012
1 U KINGDOM			2	1000	
990 U STATES	387	137589	684	254428	
	387	137589	686	255428	
BABY CHICKS AND TURKEY POULTS	NO				2013
990 U STATES	786680	205904	2094238	533584	
	786680	205904	2094238	533584	
DOGS PURE BRED	NO				2014
1 U KINGDOM	31	4127	50	6007	
55 GERMANY W	1	75	1	75	
64 IRELAND			9	603	
990 U STATES	32	2953	85	9095	
	64	7155	145	15780	
HORSES PURE BRED	NO				2018
1 U KINGDOM			11	9843	
990 U STATES	128	79060	195	189138	
	128	79060	206	198981	
ANIMALS FOR IMP OF STOCK N O P	NO				2021
990 U STATES			12	1365	
			12	1365	
SHEEP	NO				2030
990 U STATES	486	6404	4351	66107	
	486	6404	4351	66107	
CATTLE N O P	NO				2032
990 U STATES	5	290	171	29534	
	5	290	171	29534	
HORSES N O P	NO				2035
1 U KINGDOM			10	1152	
990 U STATES	72	12230	202	32901	
	72	12230	212	34053	
LIVESTOCK N O P	NO				2037
BEEES	PKGS				2041
990 U STATES	50	240	50	240	
	50	240	50	240	
TURTLES					2045
990 U STATES		1494		5243	
		1494		5243	
ALL OTHER ANIMALS LIVING N O P					2046
1 U KINGDOM		5154		8096	
44 BELG LUX		777		1559	
54 FRANCE		70		70	
55 GERMANY W		620		2022	
73 NETHRLNDS		4827		21456	
415 KENYA				209	
457 FR W AFR		134		244	
519 INDIA		22000		40939	
559 JAPAN		160		400	
614 AUSTRALIA				100	
744 ARGENTINA		400		400	
774 PERU				166	
990 U STATES		31096		78624	
		65238		154285	
MINK	NO				2047
76 NORWAY	18	732	18	732	
990 U STATES	84	7637	923	79534	
	102	8369	941	80266	
BONES CRUDE	CWT				2051
559 JAPAN	5	205	5	205	
990 U STATES	163	1982	163	1982	
	168	2187	168	2187	
BONE DUST CHARRED BONE	CWT				2052
1 U KINGDOM	3700	9208	13700	40829	
614 AUSTRALIA	3000	10816	3200	11528	
990 U STATES	423	7029	1780	26502	
	7123	27053	18680	78859	
BONE PITCH CRUDE ONLY	CWT				2053
990 U STATES	472	2697	1135	7023	
	472	2697	1135	7023	
CHARCOAL ANIMAL FOR SUGAR	CWT				2054
1 U KINGDOM	2265	23059	4530	44949	
385 UAR EGYPT			1120	6557	
	2265	23059	5650	51506	
SHELLS AND FOSSILS N O P					2073
55 GERMANY W				208	
559 JAPAN				69	
990 U STATES		1011		1990	
		1011		2267	
OYSTER SHELLS CRUSHED OR NOT	CWT				2075
49 DENMARK	240	117	240	117	
990 U STATES	59255	45233	188151	140389	
	59495	45350	188391	140506	
FEATHERS NATURAL					2081
1 U KINGDOM				162	
49 DENMARK				450	
54 FRANCE		83		83	
516 HONG KONG		270		4598	
990 U STATES		14110		51854	
		14463		57147	

IMPORTS BY COMMODITIES AND COUNTRIES

Commodity and Country	MARCH 1961		JANUARY TO MARCH 1961		Class Number
	Quantity	Value (\$)	Quantity	Value (\$)	
BADMINTON SHUTTLECOCKS BIRDS	GROSS				2083
1 U KINGDOM	85	1 652	534	6963	
49 DENMARK			59	2043	
519 INDIA			13	235	
527 PAKISTAN			65	489	
559 JAPAN	10	114	227	2524	
990 U STATES	150	5284	1182	19829	
	245	7050	2080	32083	
MANUFACTURES OF FEATHERS N O P					2084
1 U KINGDOM		350		985	
54 FRANCE		1146		2024	
55 GERMANY W				123	
67 ITALY		59		59	
427 UN SO AFR				755	
516 HONG KONG		1040		1783	
519 INDIA				245	
559 JAPAN		569		1051	
990 U STATES		2780		5240	
		5944		12265	
FEATHERBONE COILS					2085
990 U STATES		576		715	
		576		715	
QUILLS NATURAL OR UNPLUMED					2086
49 DENMARK		127		127	
990 U STATES		1659		1841	
		1786		1968	
SHRIMPS PRAWNS FRESH OR FROZEN	LB				2090
516 HONG KONG	55926	24215	121760	51340	
559 JAPAN	1000	623	1000	623	
758 COLOMBIA	6058	5498	8108	7354	
763 ECUADOR	200	158	200	158	
857 EL SALVD	5950	4579	6450	5042	
874 MEXICO	27000	19497	146750	107321	
879 NICARAGUA	1935	1240	1935	1240	
883 PANAMA	1509	1170	12509	9190	
990 U STATES	148424	105606	378193	279472	
	248002	162586	676905	461740	
COD HADDOCK POLLOCK FRESH	LB				2091
1 U KINGDOM			11050	3052	
49 DENMARK			14224	3318	
990 U STATES		38595	6819	177896	
		38595	6819	22079	
			203170	28449	
HALIBUT FRESH	LB				2092
990 U STATES	52405	10110	190999	38912	
	52405	10110	190999	38912	
FISH LIVERS	LB				2093
990 U STATES	2334	584	20810	5180	
	2334	584	20810	5180	
HERRINGS FRESH	LB				2094
78 PORTUGAL	12000	2924	32914	6655	
	12000	2924	32914	6655	
LIVE FISH AND EGGS PROPAGATING					2095
990 U STATES		894		17217	
		894		17217	
LOBSTERS FRESH OR BOILED	LB				2096
752 BRAZIL	500	635	1000	1262	
848 CUBA			750	896	
990 U STATES	438	523	5188	4381	
	938	1158	6938	6539	
OYSTERS SEED AND BREEDING					2098
990 U STATES				450	
				450	
OYSTERS FRESH OR FROZEN	GAL				2100
516 HONG KONG	12	58	70	221	
990 U STATES	8288	68427	34004	231346	
	8300	68485	34074	231567	
SALMON FRESH	LB				2101
78 PORTUGAL	1575	854	3075	1626	
990 U STATES	29072	16543	70329	39483	
	30647	17397	73404	41109	
SQUID FRESH					2102
1 U KINGDOM				255	
516 HONG KONG		228		2062	
559 JAPAN				102	
990 U STATES		1633		3210	
		1861		5629	
FISH ALL OTHER FRESH	LB				2103
1 U KINGDOM			2464	293	
49 DENMARK	34200	18033	80590	42326	
73 NETHRLNDS	2000	978	19000	8909	
78 PORTUGAL	9350	2876	27539	7066	
516 HONG KONG			2130	961	
559 JAPAN	15250	7051	1376838	216888	
654 FR NE OCE	302085	40349	302085	40349	
990 U STATES	114103	21552	479755	90335	
	476988	90839	2290401	407127	
COD HADDOCK POLLOCK DRIED	LB				2111
1 U KINGDOM			5320	918	
76 NORWAY			5948	1646	
990 U STATES			450	67	
			11718	2631	
HERRINGS SALTED	LB				2115
1 U KINGDOM	39150	5321	144475	22353	
63 ICELAND	24250	3006	24250	3006	
73 NETHRLNDS	28485	7130	171289	39405	
76 NORWAY			15000	1507	

IMPORTS BY COMMODITIES AND COUNTRIES

Commodity and Country	MARCH 1961		JANUARY TO MARCH 1961		Class Number
	Quantity	Value (\$)	Quantity	Value (\$)	
85 SWEDEN			14980	3283	
990 U STATES	3330	560	35600	5239	
FISH DRIED N O P	95215	16017	405594	74793	2120
516 HONG KONG	140	80	4574	3146	
559 JAPAN			2000	1093	
990 U STATES	300	209	10866	2781	
FISH ALL OTHER SALTED	440	289	17440	7020	2121
1 U KINGDOM			1260	136	
67 ITALY	2000	1203	2000	1203	
76 NORWAY	2475	775	3178	1022	
82 SPAIN			1455	284	
516 HONG KONG	2110	1155	28526	17663	
990 U STATES	3736	1642	4686	2076	
FISH OTHER SMOKED OR BONELESS	10321	4775	41105	22384	2122
1 U KINGDOM					
107767	21715	335539	68112		
44 BELG LUX	780	228	780	228	
73 NETHRLNDS	2053	671	11957	2911	
990 U STATES	36589	10044	53034	14637	
SHRIMPS AND PRAWNS CANNED	147189	32658	401310	85888	2130
49 DENMARK	264	493	332	629	
76 NORWAY			3630	3546	
516 HONG KONG			183	126	
519 INDIA	7125	5925	7125	5925	
527 PAKISTAN			487	547	
559 JAPAN			114	146	
990 U STATES	85395	111994	354035	442753	
CRABS CLAMS CANNED	92784	118412	365906	453672	2131
516 HONG KONG			235	66	
559 JAPAN	16087	4496	135525	37408	
990 U STATES			169	77	
KIPPERED HERRINGS CANNED	16087	4496	135929	37551	2132
1 U KINGDOM					
19226	5402	41374	12344		
55 GERMANY W			906	364	
76 NORWAY	30829	11117	50434	18335	
50055	16519	92714	31043		
LOBSTERS CANNED PREPARED N O P					2133
49 DENMARK			68	194	
990 U STATES			3569	3135	
OYSTERS PREPARED PRESERVED NOP			3637	3329	2137
516 HONG KONG					
24368	11556	75073	37335		
559 JAPAN					
7145	7644	31700	22591		
990 U STATES	31513	19200	109053	63897	
SALMON CANNED PREPARED N O P					2138
55 GERMANY W			288	218	
85 SWEDEN			794	1133	
559 JAPAN			114	163	
990 U STATES	397224	316083	846418	666677	
PILCHARD CANNED	397224	316083	847614	668191	2139
1 U KINGDOM			315	88	
990 U STATES			3600	421	
ANCHOVIES SARDINES CANNED			3915	509	2140
1 U KINGDOM					
985	478	1455	678		
49 DENMARK	3179	1622	6809	3346	
54 FRANCE	667	401	667	401	
55 GERMANY W			2578	1048	
67 ITALY	3137	1368	4557	2673	
76 NORWAY	132947	80187	275511	182807	
78 PORTUGAL	33577	19131	83431	47248	
82 SPAIN	672	389	2897	1514	
85 SWEDEN			1042	551	
277 POLAND			1711	550	
990 U STATES	1250	826	5985	2074	
TUNA FISH CANNED	176414	104402	386643	242890	2143
559 JAPAN					
75322	26918	357049	127842		
FISH PRESERVED IN OIL N O P	75322	26918	357049	127842	2144
49 DENMARK				499	
54 FRANCE		155		155	
55 GERMANY W		763		6595	
67 ITALY		966		1250	
76 NORWAY		157		5727	
78 PORTUGAL		1244		1244	
516 HONG KONG		863		3321	
559 JAPAN				2979	
774 PERU		132743		210517	
990 U STATES		69		222	
FISH PREPARED OR PRESERVED NOP		136960		232509	2145
1 U KINGDOM		1614		6950	
49 DENMARK		499		8908	
54 FRANCE		1174		1174	
55 GERMANY W		120		2887	
73 NETHRLNDS				111	
76 NORWAY		1211		3550	
85 SWEDEN				231	

IMPORTS BY COMMODITIES AND COUNTRIES

Commodity and Country	MARCH 1961		JANUARY TO MARCH 1961		Class Number
	Quantity	Value (\$)	Quantity	Value (\$)	
277 POLAND				590	
287 U S S R				360	
516 HONG KONG		278		3843	
519 INDIA		1485		1485	
559 JAPAN		445		2343	
990 U STATES		9946		27256	
HERRINGS CANNED		16772		59688	
	LB NT				2146
1 U KINGDOM	15332	3327	34920	7541	
49 DENMARK			703	490	
55 GERMANY W	34754	10250	84683	23663	
73 NETHRLNDS	1166	417	9920	1315	
76 NORWAY	9894	4719	12456	6272	
85 SWEDEN	836	429	10417	4334	
277 POLAND			600	105	
990 U STATES	1960	829	2584	1155	
FISH OFFAL OR REFUSE	63942	19971	156283	44875	
	CWT				2151
990 U STATES	1913	3782	4437	10590	
SPONGES OF MARINE PRODUCTION	1913	3782	4437	10590	
					2152
1 U KINGDOM		295		295	
59 GREECE		154		238	
67 ITALY		99		297	
848 CUBA		3094		7272	
990 U STATES		501		3558	
FISHERY PRODUCTS		4143		11660	
					2153
1 U KINGDOM		749		749	
49 DENMARK		323		632	
55 GERMANY W		1527		3887	
73 NETHRLNDS		694		694	
76 NORWAY		423		676	
78 PORTUGAL		2190		4776	
85 SWEDEN				70	
287 U S S R				400	
516 HONG KONG		1129		6551	
524 MALAYA				504	
559 JAPAN		481		18344	
614 AUSTRALIA		9676		9676	
716 B GUIANA		375		1122	
752 BRAZIL				517	
845 C RICA				404	
848 CUBA				724	
990 U STATES		80591		156732	
FISH MEAL		98158		206458	
	CWT				2154
774 PERU	3775	16183	3775	16183	
990 U STATES	5256	21908	10533	44301	
FUR SKINS CHINA AND JAP MINK	9031	38091	14308	60484	
	NO				2155
1 U KINGDOM			25900	20206	
553 CHINA COM	50000	79043	59000	85910	
990 U STATES	4600	6856	4600	6856	
FUR SKINS RACCOON UNDRRESSED	54600	85899	89500	112972	
	NO				2157
990 U STATES	14255	44754	29498	92916	
FUR SKINS SHEEP LAMB UNDRRESSED	14255	44754	29498	92916	
	NO				2158
744 ARGENTINA			1890	2223	
990 U STATES	27798	32685	40683	47313	
FUR SKINS FOX UNDRRESSED	27798	32685	42573	49536	
	NO				2162
1 U KINGDOM	1471	21310	3935	43247	
76 NORWAY	70	1121	235	3419	
277 POLAND	20000	208068	20000	208068	
990 U STATES	3561	17568	4277	31198	
FUR SKINS KOLINSKY UNDRRESSED	25102	248067	28447	285932	
	NO				2163
1 U KINGDOM			5060	12934	
553 CHINA COM	1600	3132	1600	3132	
990 U STATES	4350	1938	4350	1938	
FUR SKINS MINK UNDRRESSED	5950	5070	11010	18004	
	NO				2164
1 U KINGDOM	23672	162137	26715	197218	
49 DENMARK			5655	58840	
53 FINLAND			1815	32919	
76 NORWAY	5634	52532	16143	204815	
85 SWEDEN			3703	58000	
990 U STATES	72602	675232	180358	2035630	
FUR SKINS MUSKRAT UNDRRESSED	101908	889901	234389	2587422	
	NO				2165
990 U STATES	228962	216365	686084	655469	
FUR SKINS PERSIAN LAMB UNDRRESSED	228962	216365	686084	655469	
	NO				2166
1 U KINGDOM	50680	314604	84633	512327	
73 NETHRLNDS			7056	39990	
527 PAKISTAN	2991	31844	2991	31844	
990 U STATES	45911	388790	132514	1124797	
FUR SKINS RABBIT UNDRRESSED	99582	735238	227194	1708958	
	NO				2167
54 FRANCE	10000	5343	19000	10556	
990 U STATES	1000	650	2500	1404	
FUR SKINS SQUIRREL UNDRRESSED	11000	5993	21500	11960	
	NO				2168
990 U STATES	8000	5820	12000	9031	
	8000	5820	12000	9031	

IMPORTS BY COMMODITIES AND COUNTRIES

Commodity and Country	MARCH 1961		JANUARY TO MARCH 1961		Class Number
	Quantity	Value (\$)	Quantity	Value (\$)	
FUR SKINS UNDRESSED N O P					2169
1 U KINGDOM	NO		843	3169	
76 NORWAY			1550	7704	
386 UAR SYRIA	43	170	113	449	
519 INDIA			23	1307	
752 BRAZIL	170	981	1529	39080	
990 U STATES	20188	119796	45151	317337	
	20401	120947	49209	369046	
RABBIT SKINS DRESSED N O P					2172
1 U KINGDOM	DOZ	160	6	160	
44 BELG LUX	150	353	150	353	
55 GERMANY W	1317	12255	1317	12255	
990 U STATES	9	116	9	116	
	1482	12884	1482	12884	
FUR SKINS DRESSED N O P					2173
1 U KINGDOM		29651		93944	
54 FRANCE				2629	
55 GERMANY W		36930		52822	
67 ITALY		1114		10001	
427 UN SO AFR				11561	
744 ARGENTINA		704		704	
990 U STATES		70657		419009	
		139056		590670	
HATTERS FURS NOT ON THE SKIN					2174
1 U KINGDOM	LB	54	924	4992	
44 BELG LUX	4610	8561	9910	22416	
54 FRANCE	1110	1449	4110	6540	
55 GERMANY W	2650	8194	7300	19758	
67 ITALY	1680	3176	2850	5165	
82 SPAIN	10200	15763	17250	27277	
990 U STATES	7815	32125	21963	86177	
	28075	69322	64307	172325	
FUR SKINS SHEEP DRESSED					2175
1 U KINGDOM				2110	
990 U STATES		9478		23390	
		9478		25500	
MANUFACTURES OF FUR N O P					2181
1 U KINGDOM		6514		10591	
44 BELG LUX		1383		1958	
54 FRANCE				84	
55 GERMANY W		2733		4099	
59 GREECE				2495	
76 NORWAY		381		944	
86 SWITZRLNO				299	
553 CHINA COM		13073		21162	
614 AUSTRALIA		246		560	
990 U STATES		37012		94481	
		61342		136673	
BRISTLES ANIMAL					2191
1 U KINGDOM	LB	21070	72042	373312	
55 GERMANY W		1693	3099	22832	
73 NETHRLNOS		3417	6079	38561	
990 U STATES		9744	20321	114271	
		35924	101541	548976	
HAIR UNMANUFACTURED					2192
990 U STATES	LB	137391	361846	53918	
		137391	361846	53918	
HORSE HAIR					2193
990 U STATES	LB	2021	7917	10468	
		2021	7917	10468	
MANUFACTURES OF HAIR N O P					2195
1 U KINGDOM		2689		3918	
54 FRANCE		845		3068	
55 GERMANY W		6643		11524	
73 NETHRLNDS				66	
516 HONG KONG		1185		1185	
553 CHINA COM				175	
990 U STATES		1446		5030	
		13808		24966	
HORSE HIDES					2200
990 U STATES	NO	67	440	2716	
		67	440	2716	
CALF SKINS AND KIPS RAW					2201
54 FRANCE	NO		1000	9256	
954 ST PIERRE			107	129	
990 U STATES		57724	141994	849175	
		57724	143101	858560	
CATTLE HIDES RAW					2202
954 ST PIERRE	NO		149	408	
990 U STATES		79970	246517	1697164	
		79970	246666	1697572	
SHEEP SKINS RAW					2203
954 ST PIERRE	NO		149	83	
990 U STATES		74254	239603	212777	
		74254	239752	212860	
OTHER HIDES AND SKINS RAW N O P					2204
990 U STATES	NO		4837	10659	
			4837	10659	
GOAT SKINS AND KID SKINS RAW					2205
	NO				
HIDE SECTIONS OR BELLIES					2206
990 U STATES	NO	34756	67425	74548	
		34756	67425	74548	
LEATHER DRESSED KID					2210
1 U KINGDOM		70456		249807	
54 FRANCE				1406	

IMPORTS BY COMMODITIES AND COUNTRIES

Commodity and Country	MARCH 1961		JANUARY TO MARCH 1961		Class Number
	Quantity	Value (\$)	Quantity	Value (\$)	
55 GERMANY W		432		3848	
990 U STATES		37753		119129	
BELTING LEATHER IN BUTTS		108621		374190	2211
1 U KINGDOM		1812		19506	
43 AUSTRIA		371		371	
54 FRANCE		3632		4008	
55 GERMANY W				2461	
990 U STATES		5391		20236	
LEATHER TANNED N O P		11206		46582	2213
1 U KINGDOM		11484		26536	
43 AUSTRIA				190	
54 FRANCE		177		1630	
55 GERMANY W		107		1785	
519 INDIA				9343	
559 JAPAN				12134	
990 U STATES		21307		73758	
LEATHER DRESSED N O P		33075		125376	2215
1 U KINGDOM		74301		259661	
43 AUSTRIA		197		1870	
54 FRANCE		28027		133163	
55 GERMANY W		3906		13298	
64 IRELAND				631	
67 ITALY		2075		3261	
73 NETHRLNDS		24164		43062	
86 SWITZRLND		386		1535	
527 PAKISTAN				306	
559 JAPAN		2288		2288	
614 AUSTRALIA				1420	
990 U STATES		138301		377375	
CHAMOIS SKIN		273645		837870	2216
1 U KINGDOM		51909		98641	
44 BELG LUX				368	
990 U STATES		1339		1339	
PATENT AND UPHOLSTERY LEATHER		53248		100348	2217
1 U KINGDOM		339		814	
990 U STATES		1903		7664	
SOLE LEATHER	LB	2242		8478	2218
1 U KINGDOM	900	500	4312	2640	
54 FRANCE	324	188	1292	887	
990 U STATES	305	88	4125	2034	
SCRAP LEATHER		1529	9729	5561	2219
990 U STATES		3786		15785	
FIG MOROCCO ROLLER LEATHERS		3786		15785	2220
1 U KINGDOM		41478		177971	
559 JAPAN		2150		6396	
990 U STATES		29222		126237	
LEATHER FROM EAST INDIA KIP		72850		310604	2221
1 U KINGDOM		75733		183807	
990 U STATES		565		565	
LEATHER FOR GLOVES OR CLOTHING		76298		184372	2224
1 U KINGDOM		92163		239971	
990 U STATES		124559		338115	
LEATHER FOR UPHOLSTERY LEATHER		216722		578086	2225
1 U KINGDOM		6648		30522	
990 U STATES		3718		5146	
CRUST OIL LEATHER FOR CHAMOIS		10366		35668	2226
BOOTS AND SHOES MENS LEATHER	PAIR				2232
1 U KINGDOM	47861	237503	147778	747210	
43 AUSTRIA	98	1028	634	9690	
49 DENMARK			181	463	
53 FINLAND			20	164	
54 FRANCE	623	2993	1369	6060	
55 GERMANY W	5431	26293	8403	41380	
64 IRELAND			39	174	
67 ITALY	29783	134132	47210	199059	
73 NETHRLNDS	185	813	1085	9077	
76 NORWAY	25	143	46	398	
82 SPAIN	1828	6194	2128	7090	
66 SWITZRLND	152	1506	162	1613	
246 CZECHO S	3045	6463	3381	7140	
288 YUGO SLAV			11	98	
516 HONG KONG	300	542	900	2869	
559 JAPAN	405	796	1845	3344	
990 U STATES	8232	45009	18274	91093	
BOOTS AND SHOES WOMENS LEATHER	PAIR	97968	463415	233466	1126922
1 U KINGDOM	16882	90541	52211	298926	2233
43 AUSTRIA	25	231	188	2306	
54 FRANCE	421	3737	2441	23796	
55 GERMANY W	2405	12480	5192	28763	
64 IRELAND	196	881	225	1051	
67 ITALY	61032	196217	102234	368548	
73 NETHRLNDS	41	182	54	259	

IMPORTS BY COMMODITIES AND COUNTRIES

Commodity and Country	MARCH 1961		JANUARY TO MARCH 1961		Class Number
	Quantity	Value (\$)	Quantity	Value (\$)	
82 SPAIN			477	2862	
86 SWITZRLND	1143	10327	2296	19598	
288 YUGO SLAV			6	62	
516 HONG KONG			116	639	
559 JAPAN			17049	26314	
874 MEXICO		737	698	1110	
990 U STATES	36424	204927	103589	507002	
	119169	520260	286776	1281236	
BOOTS SHOES CHILDRENS LEATHER PAIR					2234
1 U KINGDOM	15775	35076	35651	60198	
43 AUSTRIA			38	315	
54 FRANCE			47	297	
55 GERMANY W	1830	5816	2254	7373	
67 ITALY	3266	7479	6992	17054	
73 NETHRLNDS	71	218	71	218	
519 INDIA	13608	11381	13608	11381	
559 JAPAN			38	123	
990 U STATES	4496	9814	12033	23054	
	39046	69784	70732	120013	
HARNESS AND SADDLERY					2238
1 U KINGDOM		9658		26747	
55 GERMANY W		1176		3411	
67 ITALY				205	
73 NETHRLNDS				77	
519 INDIA		515		515	
559 JAPAN				104	
744 ARGENTINA				630	
874 MEXICO		2392		3519	
990 U STATES		39551		92365	
		53292		127573	
LEATHER BELTING					2239
1 U KINGDOM		11428		28974	
43 AUSTRIA				5904	
49 DENMARK				356	
55 GERMANY W		2414		15280	
73 NETHRLNDS		87		87	
990 U STATES		10457		12929	
		24386		63530	
MFRS OF LEATHER OR RAWHIDE NOP					2241
1 U KINGDOM		10844		41133	
54 FRANCE		713		1022	
55 GERMANY W		1959		2716	
67 ITALY		463		1736	
73 NETHRLNDS		74		376	
82 SPAIN		64		523	
85 SWEDEN				53	
86 SWITZRLND		297		445	
473 MOROCCO		111		111	
527 PAKISTAN				260	
559 JAPAN		1016		4328	
874 MEXICO				57	
990 U STATES		45756		133549	
		61297		186309	
SOLES AND HEELS LEATHER					2243
1 U KINGDOM		768		1008	
990 U STATES		13328		25275	
		14096		26283	
SHOE LIFTS AND WELTING LEATHER					2244
990 U STATES		6463		20202	
		6463		20202	
STRAPS LEATHER					2245
1 U KINGDOM		2295		4272	
55 GERMANY W		293		1891	
67 ITALY		214		475	
86 SWITZRLND		1875		2118	
990 U STATES		4732		17227	
		9409		25983	
BICYCLE SAODLES					2246
1 U KINGDOM			617	708	
55 GERMANY W	2926	1516	10799	6113	
73 NETHRLNDS	14973	10833	26115	18015	
559 JAPAN			4300	2435	
990 U STATES	9280	3387	18620	6989	
	27179	15736	60451	34260	
BEEF AND VEAL FRESH					2251
614 AUSTRALIA	LB	69769	125045	47043	
622 NEW ZEAL		27294	1167101	322759	
990 U STATES		270004	1653088	804668	
		362414	2945234	1174470	
		1392574			
MUTTON AND LAMB FRESH					2252
614 AUSTRALIA	LB	1393057	5279200	1217638	
622 NEW ZEAL		330893	2442516	492187	
990 U STATES		491573	87238	36603	
		59327			
		3892670	7808954	1746428	
		845591			
PORK FRESH					2253
614 AUSTRALIA	LB	1200	3900	2175	
990 U STATES		667	11456088	3671906	
		2797444			
		2798644	11459988	3674081	
		906502			
POULTRY NOP GAME PARTRIDGE					2254
990 U STATES	LB	36481	252522	89066	
		36481	252522	89066	
		9659			
MEATS FRESH N O P					2257
848 CUBA	LB		900	572	
990 U STATES		2837	6667	5148	
		2837	7567	5720	
		2053			

IMPORTS BY COMMODITIES AND COUNTRIES

Commodity and Country	MARCH 1961		JANUARY TO MARCH 1961		Class Number
	Quantity	Value (\$)	Quantity	Value (\$)	
EDIBLE OFFAL FRESH	LB				2258
614 AUSTRALIA	13500	7459	20271	11405	
622 NEW ZEAL			999	582	
990 U STATES	150348	28427	1019084	206491	
	163848	35886	1040354	218478	
CHICKENS AND FOWL N O P	LB				2259
990 U STATES	848277	226469	3817559	1016637	
	848277	226469	3817559	1016637	
TURKEYS NOP	LB				2260
990 U STATES	616023	220029	1393907	516382	
	616023	220029	1393907	516382	
PORK PREP OR PRESERVED N O P	LB				2261
49 DENMARK			728	164	
990 U STATES	901424	296606	2161774	685339	
	901424	296606	2162502	685503	
BEEF PICKLED	LB				2263
990 U STATES	456267	156252	2212384	717003	
	456267	156252	2212384	717003	
CANNED MEATS PDLTRY	LB				2264
GAME NOP	NT				
1 U KINGDOM	47447	15003	128381	41731	
49 DENMARK	41254	22198	111854	62447	
54 FRANCE	1851	1394	2841	2628	
55 GERMANY W	1077	856	3853	1732	
73 NETHRLNDS	394	166	12826	3431	
76 NORWAY			587	274	
262 HUNGARY	529	111	529	111	
277 POLAND	17500	9110	19981	9830	
559 JAPAN			205	323	
614 AUSTRALIA	32436	10932	33516	11408	
622 NEW ZEAL	90	61	540	286	
744 ARGENTINA	27000	7814	117000	34932	
990 U STATES	203495	74094	428772	130730	
	373073	141739	860885	299863	
EXTRACTS OF MEAT FLUID BEEF	LB				2265
1 U KINGDOM			6720	12897	
73 NETHRLNDS	254	257	1129	1026	
614 AUSTRALIA			11200	24953	
622 NEW ZEAL	17920	45115	29120	72511	
744 ARGENTINA	11200	25230	11200	25230	
990 U STATES	270	610	270	610	
	29644	71212	59639	137227	
MEATS PREPARED NOT CANNED	LB				2266
990 U STATES	90592	62380	217375	170339	
	90592	62380	217375	170339	
SAUSAGE NOT CANNED OR BOTTLED	LB				2269
990 U STATES	12528	10727	41240	35873	
	12528	10727	41240	35873	
SOUPS SOUP PREPARATIONS N O P	LB				2270
1 U KINGDOM		149		1119	
49 DENMARK				209	
54 FRANCE		424		424	
55 GERMANY W		1459		4020	
73 NETHRLNDS		4146		11030	
86 SWITZRLNO		1199		17469	
355 ISRAEL		413		413	
559 JAPAN				910	
990 U STATES		44536		134699	
		52326		170293	
MEAT PIES FROZEN	LB				2271
990 U STATES	172140	57703	827956	272537	
	172140	57703	827956	272537	
COMPLETE DINNERS MEAT FROZEN	LB				2272
990 U STATES	126550	70189	415381	231754	
	126550	70189	415381	231754	
BEEF CANNED N O P	LB				2273
614 AUSTRALIA	37200	12966	48828	17667	
744 ARGENTINA			19200	5929	
990 U STATES	2756	1480	3582	2508	
	39956	14446	71610	26104	
CORNERD BEEF CANNED	LB				2274
614 AUSTRALIA	182880	75077	228402	93847	
744 ARGENTINA	88200	29356	713113	259400	
769 PARAGUAY	61200	25411	216000	84431	
782 URUGUAY	32895	8993	32895	8993	
	365175	138837	1190410	446671	
MILK SKIM POWDERED	LB				2280
990 U STATES	3875	627	6828	1276	
	3875	627	6828	1276	
MILK AND CREAM FRESH	GAL				2281
1 U KINGDOM	330	1240	330	1240	
49 DENMARK	576	1471	1206	2994	
990 U STATES	391	1923	391	1923	
	1297	4634	1927	6157	
BUTTER	LB				2282
CASEIN	LB				2283
614 AUSTRALIA	22400	4101	156531	27753	
622 NEW ZEAL			9882	2066	
990 U STATES	10210	3185	19038	6695	
	32610	7286	185451	36514	
CHEESE	LB				2284
1 U KINGDOM	6785	3651	32823	16310	
43 AUSTRIA	2640	844	4800	1579	
49 DENMARK	204601	81780	665202	268923	
53 FINLAND	8876	2630	41387	11757	
54 FRANCE	46725	25871	164318	95197	

IMPORTS BY COMMODITIES AND COUNTRIES

Commodity and Country	MARCH 1961		JANUARY TO MARCH 1961		Class Number
	Quantity	Value (\$)	Quantity	Value (\$)	
55 GERMANY W	3 4767	20 781	7 001 4	4 274 9	
67 ITALY	19 550 6	100 539	5 627 22	29 258 2	
73 NETHRLNDS	20 254 4	83 421	4 632 84	18 901 8	
76 NORWAY			2 289	1 000	
85 SWEDEN			2 169	614	
86 SWITZRLND	17 354 9	95 534	54 321 5	301 608	
288 YUGO SLAV	3 287	1 566	3 287	1 566	
622 NEW ZEAL	2 200	708	5 032	1 631	
744 ARGENTINA	4 236	1 577	22 641	8 312	
990 U STATES	12 662 5	85 092	4 337 00	28 748 1	
MILK WHOLE POWDERED	101 234 1	503 994	301 688 3	1 520 32 7	2 286
86 SWITZRLND	LB		794	532	
990 U STATES	7 676	3 280	16 922	7 700	
MILK PROD CONDENSED DRIED NOP	7 676	3 280	1 771 6	8 232	2 287
990 U STATES	LB				
	18 193 6	7 775	41 200 6	20 107	
	18 193 6	7 775	41 200 6	20 107	
OLEIC ACID DR RED OIL	CWT				2 288
990 U STATES	376	6 411	1 366	2 318 0	
	376	6 411	1 366	2 318 0	
STEARIC ACID	CWT				2 289
990 U STATES	340	4 772	615	8 414	
	340	4 772	615	8 414	
ANIMAL OIL N O P	CWT				2 293
1 U KINGDOM			181	1 239	
990 U STATES	491	5 392	997	13 407	
	491	5 392	1 178	14 646	
COD LIVER OIL	CWT				2 294
1 U KINGDOM	414	5 714	1 107	15 778	
76 NORWAY	198	2 231	222	2 665	
990 U STATES			82	1 107	
	612	7 945	1 411	19 550	
FISH MARINE ANIMAL OIL N O P	CWT				2 295
813 BAHAMAS	3 207	22 043	6 323	4 201 2	
990 U STATES	7 623	53 313	26 813	17 666 0	
	10 830	75 356	33 136	21 867 2	
WHALE AND SPERMACETI OIL	CWT				2 297
990 U STATES	698	10 742	1 357	20 756	
	698	10 742	1 357	20 756	
FISH OIL CONCENTRATED	CWT				2 299
559 JAPAN	24	1 110	24	1 110	
990 U STATES	18	281	18	281	
	42	1 391	42	1 391	
FISH OIL FOR FORTIFYING	CWT				2 300
559 JAPAN	40	8 611	140	30 286	
990 U STATES			20	3060	
	40	8 611	160	33 346	
BEE SWAX	CWT				2 302
64 IRELAND	11	425	11	425	
755 CHILE			110	6 145	
874 MEXICO			134	7 101	
990 U STATES	158	9 130	338	21 029	
	169	9 555	593	34 700	
CANDLES N O P	CWT				2 303
55 GERMANY W			8	463	
559 JAPAN	60	1 415	69	1 659	
990 U STATES	108	5 878	525	21 335	
	168	7 293	602	23 457	
GREASE AND DEGRAS	CWT				2 304
1 U KINGDOM			471	3 792	
990 U STATES	22 753	164 746	44 527	311 994	
	22 753	164 746	44 998	315 786	
LARD AND COMPOUNDS STEARINE	CWT				2 307
1 U KINGDOM			31	467	
990 U STATES	19 279	236 543	59 517	65 710 9	
	19 279	236 543	59 548	65 757 6	
TALLOW	CWT				2 308
990 U STATES	1 481	15 362	3 364	35 307	
	1 481	15 362	3 364	35 307	
EGG ALBUMEN DRIED POWDERED ETC	LB				2 315
990 U STATES	19 470	15 172	4 604 4	3 750 8	
	19 470	15 172	4 604 4	3 750 8	
EGGS DRIED POWDERED N O P	LB				2 317
990 U STATES	4 881	6 709	4 881	6 709	
	4 881	6 709	4 881	6 709	
GELATINE INEDIBLE PHOTOGRAPHIC	LB				2 320
990 U STATES	49 834	83 387	70 834	111 327	
	49 834	83 387	70 834	111 327	
ANIMAL GLANDS FOR MEDICINE					2 321
990 U STATES		5 269		8 921	
		5 269		8 921	
EGGS IN THE SHELL	DOZ				2 325
516 HONG KONG	1 834	990	5 569	2 875	
990 U STATES	19 467 3	431 252	44 319 5	100 566 1	
	19 650 7	432 242	44 876 4	100 853 6	
EGGS YOLK OR ALBUMEN FROZEN	LB				2 326
990 U STATES	3 300	1 057	9 820	4 825	
	3 300	1 057	9 820	4 825	
GELATINE CAPSULES EMPTY					2 328
1 U KINGDOM				681	
990 U STATES		40 843		136 366	
		40 843		137 047	
GELATINE EDIBLE	LB				2 329
1 U KINGDOM	2 240	1 030	2 240	1 030	
44 BELG LUX			5 152	2 656	

IMPORTS BY COMMODITIES AND COUNTRIES

Commodity and Country	MARCH 1961		JANUARY TO MARCH 1961		Class Number
	Quantity	Value (\$)	Quantity	Value (\$)	
86 SWITZRLND			2000	808	
614 AUSTRALIA			40700	22172	
990 U STATES	191112	122845	320530	200781	
GELATINE N O P	193352	123875	370622	227447	2331
44 BELG LUX	LB		133	60	
54 FRANCE	2205	528	2205	528	
73 NETHRLNDS	33000	9452	33000	9452	
990 U STATES	818	422	3618	1226	
GLUE ANIMAL POWDERED OR SHEET	36023	10402	38956	11266	
1 U KINGDOM	LB		108800	18404	2332
990 U STATES	30300	5639	123357	25247	
GLUE N O P	30300	5639	232157	43651	
55 GERMANY W	LB		282	124	2333
990 U STATES	2840	2589	35584	7740	
GUT AND MANUFACTURES N O P	2840	2589	35866	7864	
1 U KINGDOM		3467		4614	2336
614 AUSTRALIA		1761		3038	
990 U STATES		995		1449	
HONEY		6223		9101	
1 U KINGDOM	LB				2337
49 DENMARK	120	102	221171	26236	
55 GERMANY W	1340	436	1340	436	
64 IRELAND	1000	466	1000	466	
73 NETHRLNDS	952	371	180	79	
277 POLAND	8400	1838	952	371	
288 YUGD SLAV			8400	1838	
990 U STATES	38239	10272	6993	2153	
MANURES ANIMAL	50051	13485	151546	28183	
990 U STATES	CWT		391582	59762	2338
MUSK IN PODS OR GRAINS	8261	14724	13539	24092	
516 HONG KONG	OZ	14724	13539	24092	2339
RENNET RAW AND PREPARED			216	8294	
990 U STATES	LB		216	8294	2340
SAUSAGE CASINGS UNCLEANNED	35700	41405	56224	70584	
990 U STATES	35700	41405	56224	70584	
SAUSAGE CASINGS CLEANED	152820	69189	295312	141817	2341
614 AUSTRALIA	152820	69189	295312	141817	
622 NEW ZEAL	71354	102707	180413	238534	2342
990 U STATES	88475	92692	127210	148973	
TANKAGE	777	851	11664	10779	
990 U STATES	160606	196250	319287	398286	
ANIMAL PRODUCTS N O P	CWT				2343
1 U KINGDOM	9448	13995	20983	34222	
54 FRANCE	9448	13995	20983	34222	
55 GERMANY W		13984		37779	2344
73 NETHRLNDS		152		227	
86 SWITZRLND		19052		41669	
516 HONG KONG		9163		18340	
519 INDIA		905		2772	
559 JAPAN				185	
758 COLOMBIA		551		1875	
990 U STATES		1238		1238	
HORSE MEAT AND MEAT FOR FEED		33448		118102	
559 JAPAN		78493		222462	
990 U STATES	CWT				2345
DOG FOOD AND PET STOCK FOOD			500	3713	
1 U KINGDOM	3727	25069	11610	79895	
55 GERMANY W	3727	25069	12110	83608	
73 NETHRLNDS		241		241	2347
990 U STATES		478		478	
		421		618	
		32635		75818	
		33775		77155	

IMPORTS BY COMMODITIES AND COUNTRIES

Commodity and Country	MARCH 1961		JANUARY TO MARCH 1961		Class Number
	Quantity	Value (\$)	Quantity	Value (\$)	
<u>GROUP 3</u>					
<u>FIBRES TEXTILES AND PRODUCTS</u>					
RAW COTTON	CWT				
527 PAKISTAN	99	2884	99	2884	3001
874 MEXICO	2991	84729	10167	282502	
990 U STATES	239211	7716951	546451	17368707	
	242301	7804564	556717	17654093	
COTTON LINTERS AND FIBRES N O P	LB				
382 TURKEY			225984	19169	3002
752 BRAZIL			40060	2425	
857 EL SALVD	104242	4968	104242	4968	
990 U STATES	1491633	97989	3823946	246412	
	1595875	102957	4194232	272974	
BATTS BATTING WADDING COTTON	LB				
990 U STATES	68589	39249	184988	112367	3004
	68589	39249	184988	112367	
COT YARNS SINGLES NOT FINER 20	LB				
1 U KINGDOM	16755	15841	30003	28684	3005
54 FRANCE	2531	4374	4484	5624	
67 ITALY	14186	5003	23933	8962	
82 SPAIN			6052	3002	
355 ISRAEL	17985	7471	25835	10695	
990 U STATES	114956	88654	282946	223344	
	166413	121343	373253	280311	
COTTON YARNS SINGLES 21 TO 39	LB				
1 U KINGDOM	27172	27175	89454	92448	3006
54 FRANCE	17521	8731	85275	44641	
78 PORTUGAL	4411	2100	4411	2100	
82 SPAIN			1039	561	
355 ISRAEL	11272	4849	35434	16238	
752 BRAZIL			10024	6080	
990 U STATES	89475	76043	252705	217020	
	149851	118898	478342	379088	
COT YARNS SINGLES 40 AND FINER	LB				
1 U KINGDOM	59372	71039	201889	251965	3007
54 FRANCE	8447	6890	11420	9665	
67 ITALY	92	170	1853	2943	
86 SWITZRLND	650	896	650	896	
355 ISRAEL	8724	3583	8724	3583	
990 U STATES	26550	39762	82518	118770	
	103835	122340	307054	387822	
COTTON YARNS PLIED	LB				
1 U KINGDOM	86017	128399	231513	348269	3008
43 AUSTRIA			439	793	
44 BELG LUX			1992	2313	
54 FRANCE	2189	5252	2189	5252	
67 ITALY	714	1492	1655	3463	
82 SPAIN			39471	23626	
86 SWITZRLND			446	952	
355 ISRAEL	1246	585	1246	585	
990 U STATES	159063	204938	442951	566832	
	249229	340666	721902	952085	
COTTON THREAD	LB				
1 U KINGDOM	1020	1757	1140	2003	3009
73 NETHRLNDS	386	449	1132	2031	
82 SPAIN			1500	1001	
86 SWITZRLND	258	320	258	320	
246 CZECHO S	1200	1027	7791	6474	
288 YUGO SLAV	4409	4298	4633	4546	
990 U STATES	55279	100083	151722	275183	
	62552	107934	168176	291558	
CROCHET KNITTING COTTON N O P	LB				
1 U KINGDOM	1448	5529	3041	12192	3014
54 FRANCE	1311	6697	3207	16581	
86 SWITZRLND	661	1054	661	1054	
990 U STATES	20833	27833	55635	79254	
	24253	41113	62544	109081	
CORDS AND TWINE COTTON N O P	LB				
1 U KINGDOM	13498	6693	38803	21278	3015
990 U STATES	22683	23729	102936	81009	
	36181	30422	141739	102287	
COT YARNS N O P INCL T INSEL THRD	LB				
1 U KINGDOM	502	163	21899	6969	3016
990 U STATES	68454	38316	205991	112162	
	68956	38479	227890	119131	
COLOURED COT FAB N O P OVER 80 C	LB				
1 U KINGDOM	31590	84752	108708	287817	3026
43 AUSTRIA	7988	18640	13647	31504	
44 BELG LUX	26708	30435	94957	100957	
49 DENMARK	50	227	402	951	
54 FRANCE	7046	18790	47568	102569	
55 GERMANY W	127248	200291	344912	578347	
67 ITALY	9174	26273	22515	62868	
73 NETHRLNDS	146534	208844	392825	561994	
78 PORTUGAL	15472	21992	51142	73723	
82 SPAIN	19083	16204	42667	42264	
85 SWEDEN	445	1074	713	1579	
86 SWITZRLND	6804	32621	20369	92030	
246 CZECHO S	22895	23827	97398	92457	
355 ISRAEL			2513	8539	
516 HONG KONG			353	720	

IMPORTS BY COMMODITIES AND COUNTRIES

Commodity and Country	MARCH 1961		JANUARY TO MARCH 1961		Class Number
	Quantity	Value (\$)	Quantity	Value (\$)	
519 INDIA	6537	6042	41880	41641	
559 JAPAN	174017	235805	628610	875057	
867 HAITI			52	116	
874 MEXICO			4348	7556	
990 U STATES			7093481	10563577	
	2276855	3323394			
	2878446	4249211	9009060	13526266	
COLORED COT FAB NOP 50 TO 80 C	LB				3027
1 U KINGDOM	244	157	1293	796	
44 BELG LUX	7093	5243	26527	20529	
49 DENMARK	414	252	414	252	
54 FRANCE	67	52	67	52	
55 GERMANY W			3729	2548	
67 ITALY	1100	838	1100	838	
78 PORTUGAL			3954	3092	
82 SPAIN	5982	4208	12652	8830	
246 CZECHO S	15473	10720	41541	27925	
516 HONG KONG	37320	23949	39387	25457	
519 INDIA	138309	82782	332263	198387	
559 JAPAN	6515	4940	16554	12372	
990 U STATES	129717	91697	296747	210566	
	342234	224838	776228	511644	
COLORED COT FAB NOP UNDER 50 C	LB				3028
1 U KINGDOM			773	280	
519 INDIA	11285	5037	85665	40668	
990 U STATES	2635	1139	23560	7345	
	13920	6176	109998	48293	
COTTON DENIMS	LB				3029
990 U STATES	129629	93212	546252	408374	
	129629	93212	546252	408374	
HANDKERCHIEF COTTON BLEACHED	LB				3030
990 U STATES	3369	5431	3369	5431	
	3369	5431	3369	5431	
COTTON FABRIC NOT BLEACHED NOP	LB				3031
1 U KINGDOM	419	829	17420	16057	
44 BELG LUX	6949	4663	10767	7546	
55 GERMANY W			245	293	
73 NETHRLNDS	115	91	2197	2188	
82 SPAIN	9108	6042	85709	40895	
246 CZECHO S	1019	747	12429	9078	
287 U S S R			7050	3320	
519 INDIA	106660	48150	299173	143915	
527 PAKISTAN			11129	4786	
553 CHINA COM	46388	24986	85734	45244	
559 JAPAN	66220	57418	296733	223923	
990 U STATES	1204187	815688	3058169	2200863	
	1441065	958614	3886755	2698108	
CANTON FLANNELS NOT COLOURED	LB				3032
1 U KINGDOM	860	1593	2364	4407	
43 AUSTRIA	184	999	553	2082	
44 BELG LUX			146	126	
55 GERMANY W	199	272	2310	3368	
73 NETHRLNDS	3530	2532	5206	3982	
82 SPAIN	71390	41033	128044	73612	
86 SWITZRLND	329	1202	1738	6465	
246 CZECHO S	2645	1672	25255	18031	
277 POLAND			47726	26484	
516 HONG KONG			177	119	
519 INDIA	59421	42108	186654	132216	
559 JAPAN	91290	94373	304697	323240	
990 U STATES	45132	61778	132972	187322	
	274980	247562	837842	781454	
TOWELLING IN THE WEB	LB				3033
246 CZECHO S	6634	4988	18409	13435	
519 INDIA			1273	934	
990 U STATES	3148	3600	9819	10357	
	9782	8588	29501	24726	
VOILES SCRIMS NOT COLOURED	LB				3034
1 U KINGDOM	410	1660	753	2736	
43 AUSTRIA	402	819	448	979	
54 FRANCE	580	2533	761	3137	
55 GERMANY W			722	1263	
86 SWITZRLND	304	1400	3896	18239	
516 HONG KONG	3664	2574	3664	2574	
519 INDIA			2386	1996	
559 JAPAN	1995	2110	13637	15941	
990 U STATES	15832	25260	51388	72067	
	23187	36356	77655	118932	
COTTON FABRICS BLEACHED N O P	LB				3035
1 U KINGDOM	10104	19220	20270	37652	
43 AUSTRIA	249	418	249	418	
54 FRANCE			82	241	
55 GERMANY W	399	923	2888	4569	
73 NETHRLNDS	698	1044	2785	4274	
86 SWITZRLND	1905	6483	2128	7345	
246 CZECHO S	11016	7990	11016	7990	
277 POLAND	2370	1539	10012	6552	
519 INDIA			15447	9037	
559 JAPAN	802	706	3478	5651	
990 U STATES	25837	30073	69500	94913	
	53380	68396	137855	178642	
COTTON CHEESECLOTH AND GAUZE	LB				3036
1 U KINGDOM	4584	4673	6944	6342	
519 INDIA	1682	2192	1682	2192	
990 U STATES	248092	229869	804823	712149	
	254358	236734	813449	720683	

IMPORTS BY COMMODITIES AND COUNTRIES

Commodity and Country	MARCH 1961		JANUARY TO MARCH 1961		Class Number
	Quantity	Value (\$)	Quantity	Value (\$)	
POPLIN BLEACHED NOT COLOURED	LB				3037
1 U KINGDOM			261	778	
43 AUSTRIA	32	78	32	78	
73 NETHRLNDS	75	131	75	131	
86 SWITZRLND			263	924	
277 POLAND			2491	2671	
559 JAPAN	24611	29066	78017	87522	
990 U STATES	16191	20398	60713	75752	
	40909	49673	141852	167856	
COTTON FABRICS COUNT 100	LB				3039
1 U KINGDOM	29318	107047	84775	301792	
990 U STATES	75	271	1583	2388	
	29393	107318	86358	304180	
COTTON FABRIC FOR TYPE RIBBON	LB				3041
1 U KINGDOM	9965	36854	27820	101924	
67 ITALY			1254	4066	
73 NETHRLNDS	353	950	4308	11837	
990 U STATES	637	3933	1634	11502	
	10955	41737	35016	129329	
COTTON FABRICS WITH CUT PILE	LB				3043
1 U KINGDOM	20846	16105	63030	53334	
44 BELG LUX	13	57	13	57	
54 FRANCE	154	399	2620	2355	
55 GERMANY W	14475	31835	63705	117030	
67 ITALY	1800	1868	1684	3712	
73 NETHRLNDS	18579	23821	29109	38560	
82 SPAIN	3124	4226	9861	9931	
246 CZECHO S	17458	13705	27395	21722	
277 POLAND	1519	985	4888	3138	
559 JAPAN	114531	109969	277899	256268	
824 JAMAICA			3992	4623	
990 U STATES	104673	117355	230122	283780	
	296172	320325	714318	794510	
COTTON FABRIC KNITTED	LB				3045
1 U KINGDOM	6724	5940	49176	47353	
54 FRANCE			90	364	
86 SWITZRLND			40	282	
990 U STATES	75829	127915	237240	410908	
	82553	133855	286546	458907	
COTTON GABARDINES	LB				3047
1 U KINGDOM	3704	14592	7382	29516	
990 U STATES	4833	6571	13236	16734	
	8537	21163	20618	46250	
COTTON FABRICS FOR BOOK COVERS	LB				3050
1 U KINGDOM	2553	3293	2553	3293	
990 U STATES	339	365	905	1103	
	2892	3658	3458	4396	
LACE NOT COLOURED FOR CLOTHING	LB				3051
1 U KINGDOM	305	866	1232	3120	
43 AUSTRIA	13471	60403	31755	145307	
54 FRANCE	546	3473	2045	14225	
55 GERMANY W	349	912	592	1734	
67 ITALY			7	182	
73 NETHRLNDS	295	844	295	844	
86 SWITZRLND	4470	20220	7943	41121	
246 CZECHO S			81	399	
559 JAPAN			1769	2670	
990 U STATES	2292	11365	5616	31797	
	21728	98083	51335	241399	
LACE COLOURED FOR CLOTHING	LB				3052
1 U KINGDOM			71	563	
43 AUSTRIA	3939	17615	5859	29346	
54 FRANCE	189	1237	554	3509	
55 GERMANY W			27	98	
86 SWITZRLND	652	5057	1418	11593	
559 JAPAN	9614	14528	21525	34442	
990 U STATES	2430	10130	5314	23702	
	16824	48567	34768	103253	
EMBROIDERIES COTTON M O P	LB				3053
1 U KINGDOM	80	563	564	1712	
43 AUSTRIA	843	4850	1728	8695	
44 BELG LUX	14	343	14	343	
54 FRANCE	93	505	303	1505	
73 NETHRLNDS			235	1168	
86 SWITZRLND	825	7741	4117	38108	
553 CHINA COM			600	726	
990 U STATES	617	2620	4454	9242	
	2472	16622	12015	61499	
LACE BOBBINET NETS COTTON NOP	LB				3054
1 U KINGDOM	932	1815	3735	7226	
43 AUSTRIA	303	1507	723	4651	
54 FRANCE	110	939	234	1699	
55 GERMANY W	135	299	966	1990	
86 SWITZRLND	42	728	111	1522	
246 CZECHO S	207	1131	207	1131	
516 HONG KONG	83	419	111	485	
519 INDIA	59	311	157	791	
553 CHINA COM	15	226	15	226	
990 U STATES	1206	2839	4581	10895	
	3092	10214	10840	30616	
WHITE COTTON BOBBINET PLAIN	YD				3055
1 U KINGDOM			2053	1127	
			2053	1127	
BAGS COTTON	LB				3082
55 GERMANY W	50	65	145	399	
990 U STATES	3599	3424	24326	21206	
	3649	3489	24471	21605	

IMPORTS BY COMMODITIES AND COUNTRIES

Commodity and Country	MARCH 1961		JANUARY TO MARCH 1961		Class Number
	Quantity	Value (\$)	Quantity	Value (\$)	
BELTING OF COTTON	LB				3083
1 U KINGDOM	4535	5255	26619	25988	
86 SWITZRLND			80	242	
990 U STATES	7064	19481	23336	74250	
	11599	24736	50035	100480	
BLANKETS OF COTTON	LB				3084
1 U KINGDOM	13320	15045	27798	30821	
44 BELG LUX	48764	42525	212591	188687	
55 GERMANY W	15174	5426	24791	8537	
73 NETHRLNDS	3914	2217	4264	2429	
246 CZECHO S	1520	937	2818	1739	
559 JAPAN	2160	1376	5712	3598	
990 U STATES	5896	6750	22921	24409	
	90748	74276	300895	260220	
BRAIDED WICK FOR CANOLES					3086
1 U KINGDOM				999	
55 GERMANY W				906	
990 U STATES		3981		7215	
		3981		9120	
CURTAINS COTTON N O P	LB				3087
1 U KINGDOM	305	780	1052	2874	
86 SWITZRLNO			180	715	
990 U STATES	7110	12368	15031	27423	
	7415	13148	16263	31012	
TABLE AND TRAY CLOTHS COTTON	LB				3088
1 U KINGDOM	11567	25915	36352	74936	
43 AUSTRIA	110	776	171	1091	
44 BELG LUX	7	62	7	62	
49 DENMARK	29	81	29	81	
54 FRANCE	188	234	279	535	
55 GERMANY W	873	1686	1196	2453	
67 ITALY	5	109	41	181	
73 NETHRLNDS	1822	3094	4940	10269	
78 PORTUGAL			161	975	
82 SPAIN	2623	3574	4662	6872	
86 SWITZRLND	3	58	63	865	
246 CZECHO S			270	191	
516 HONG KONG	4253	7467	7920	14876	
527 PAKISTAN	110	1100	110	1100	
553 CHINA COM	2500	3808	30181	30205	
559 JAPAN	3261	2801	9326	7428	
990 U STATES	12567	21102	29769	51843	
	39918	71867	125477	203963	
LADDER TAPES FOR BLINDS	LB				3092
1 U KINGDOM			213	414	
990 U STATES	1000	1395	1278	2091	
	1000	1395	1491	2505	
QUILTS COTTON	LB				3094
1 U KINGDOM			652	782	
44 BELG LUX			280	201	
990 U STATES	3378	3448	6872	7934	
	3378	3448	7804	8917	
SHEETS COTTON	LB				3095
1 U KINGDOM	1501	1640	1991	2524	
44 BELG LUX	718	626	1551	1441	
73 NETHRLNDS	1037	978	6640	6763	
277 POLAND	7731	6207	37130	27278	
516 HONG KONG	48	173	2039	3893	
553 CHINA COM	50	127	50	127	
559 JAPAN	6395	4532	53642	46902	
990 U STATES	44161	67500	147573	203800	
	61641	81783	250616	292728	
TOWELS COTTON	LB				3096
1 U KINGDOM	88	136	1207	1326	
54 FRANCE			60	66	
73 NETHRLNDS	2902	3793	6745	8246	
78 PORTUGAL	197	311	197	311	
246 CZECHO S	5912	3569	20609	13547	
516 HONG KONG	14620	9649	25264	18926	
519 INDIA	9676	6904	28362	18733	
553 CHINA COM	4605	2780	5450	3425	
559 JAPAN	4493	3347	24001	17593	
990 U STATES	124432	146516	472182	545885	
	166925	177005	584077	628058	
COTTON MANUFACTURES N O P	LB				3097
1 U KINGDOM	4507	7657	15849	29582	
43 AUSTRIA	9	178	77	410	
44 BELG LUX	39	81	520	675	
49 DENMARK	25	297	679	1256	
54 FRANCE	714	969	2360	8171	
55 GERMANY W	2792	1770	11824	12349	
67 ITALY	310	446	9557	4614	
73 NETHRLNDS	301	400	1887	2471	
76 NORWAY	38	54	38	54	
82 SPAIN			402	645	
86 SWITZRLND	90	437	523	2407	
516 HONG KONG	1337	1864	2064	2462	
519 INDIA	519	773	1338	2227	
553 CHINA COM			212	216	
559 JAPAN	16371	14841	55022	51827	
990 U STATES	137683	184546	356587	496178	
	164735	214313	458939	615544	
WASH CLOTHS BATH MATS COTTON	LB				3098
1 U KINGDOM	45	70	216	401	
44 BELG LUX			1000	759	
55 GERMANY W	42	109	42	109	

IMPORTS BY COMMODITIES AND COUNTRIES

Commodity and Country	MARCH 1961		JANUARY TO MARCH 1961		Class Number
	Quantity	Value (\$)	Quantity	Value (\$)	
73 NETHRLNDS			106	157	
82 SPAIN	4997	2765	4997	2765	
246 CZECHO S			783	526	
516 HONG KONG	675	523	9673	7034	
553 CHINA COM	4144	2859	7808	4556	
559 JAPAN	9512	6322	17719	12383	
990 U STATES	42714	55010	95089	123468	
PILLOW CASES COTTON	62129	67658	137433	152158	
1 U KINGDOM	722	1232	3427	6400	3100
78 PORTUGAL	54	300	132	726	
277 POLAND	2149	1715	20519	13132	
516 HONG KONG	2408	2616	14429	16138	
553 CHINA COM	20460	18871	64692	71816	
559 JAPAN	27871	25410	78811	71656	
990 U STATES	3609	6598	12485	18729	
FLAX FIBRE AND TOW	57273	56742	194495	198597	
44 BELG LUX			2330	14108	3111
73 NETHRLNDS			336	9305	
990 U STATES			66	3341	
HEMP DRESSED OR UNDRESSED			2732	26754	
288 YUGO SLAV	331	7816	331	7816	3112
JUTE AND JUTE BUTTS	331	7816	331	7816	
527 PAKISTAN			5180	75425	3113
583 THAILAND	558	8621	558	8621	
990 U STATES	4549	47785	4549	47785	
OAKUM OF FLAX HEMP OR JUTE	5107	56406	10287	131831	
1 U KINGDOM			18	365	3114
73 NETHRLNDS			75	1225	
990 U STATES	1109	14984	1903	31463	
BATTS WADDING VEGETABLE FIBRES	1109	14984	1996	33053	
990 U STATES			55	83	3115
YARNS JUTE SINGLES N O P			55	83	
1 U KINGDOM					3121
519 INDIA	19828	4997	29688	7216	
YARNS VEGETABLE FIBRE SINGLES	19828	4997	69449	14428	
1 U KINGDOM			99137	21644	3122
67 ITALY	298	238	1224	1091	
990 U STATES	5138	2103	5138	2103	
YARNS CORDS TWINE OF JUTE N O P	5992	3084	7272	4257	
1 U KINGDOM					3123
990 U STATES	130	54	3057	1058	
YARNS CORDS TWINE VEG FIB N O P	416	230	911	401	
1 U KINGDOM					3124
64 IRELAND	12865	11816	48807	22181	
67 ITALY	1000	341	3268	874	
73 NETHRLNDS			1000	341	
355 ISRAEL			26	83	
874 MEXICO	50908	5646	14000	2163	
990 U STATES	3245	3314	177044	20467	
LINEN THREAD FOR SEWING	68018	21117	252515	54849	
1 U KINGDOM					3125
43 AUSTRIA	25171	51606	61048	122926	
54 FRANCE	1235	1366	202	275	
990 U STATES	192	429	2132	2274	
YARNS VEG FIBRE FOR WEAVING	26598	53401	63864	126423	
1 U KINGDOM					3126
44 BELG LUX	48119	31411	274368	117598	
64 IRELAND	500	197	500	197	
519 INDIA	150074	37601	389225	96837	
990 U STATES	3021	3266	50607	11827	
FABRICS CHIEFLY FLAX OR HEMP	201714	72475	725286	234501	
1 U KINGDOM					3132
44 BELG LUX	42857	56224	115141	155622	
49 DENMARK	378	684	816	1690	
54 FRANCE			755	1237	
55 GERMANY W	52	127	23	155	
67 ITALY	123	525	1959	1871	
85 SWEDEN	215	531	123	525	
86 SWITZRLND			478	1041	
246 CZECHO S	3229	1802	685	1805	
559 JAPAN			8478	5351	
990 U STATES	8322	18232	499	1207	
FABRICS JUTE UNBLEACHED N O P	55176	78125	148984	221133	
1 U KINGDOM					3134
44 BELG LUX	87834	26070	122150	65291	
54 FRANCE	173123	54914	434530	127017	
55 GERMANY W	14025	15288	105633	16093	
73 NETHRLNDS	555	75	30574	28636	
262 HUNGARY	119683	15247	555	75	
519 INDIA	10579213	1202637	119683	15247	
527 PAKISTAN	1529500	169589	21622279	2403885	
990 U STATES	34165	20508	2079500	226152	
TOTAL	12538098	1504328	24937990	2992426	

IMPORTS BY COMMODITIES AND COUNTRIES

Commodity and Country	MARCH 1961		JANUARY TO MARCH 1961		Class Number
	Quantity	Value (\$)	Quantity	Value (\$)	
FABRICS OF JUTE N O P	YD				3135
1 U KINGDOM			13210	4354	
67 ITALY	152	206	152	206	
990 U STATES	5423	1893	15168	5482	
	5575	2099	28530	10042	
FABRIC JUTE 12INS WIDE OR LESS	LB				3136
44 BELG LUX	400	161	400	161	
519 INDIA	2250	480	4450	917	
	2650	641	4850	1078	
FAB VEG FIB 12INS WIDE OR LESS	LB				3137
1 U KINGDOM	17255	25951	49775	71491	
54 FRANCE	391	952	590	1575	
55 GERMANY W	124	718	288	1416	
73 NETHRLNDS			2585	2444	
246 CZECHO S	39	119	39	119	
559 JAPAN	11429	9982	18685	16210	
990 U STATES	28876	41671	87568	124238	
	58114	79393	159530	217493	
FABRICS VEGETABLE FIBRE N O P	YD				3138
1 U KINGDOM	1564	1559	13261	6964	
54 FRANCE			39	79	
990 U STATES	3110	4814	5868	8775	
	4674	6373	19168	15818	
TOWELLING TABLE CLOTHS IN WEB	LB				3139
1 U KINGDOM	2587	3687	11217	14607	
54 FRANCE			205	701	
55 GERMANY W			1224	914	
246 CZECHO S	2768	2049	12190	8166	
277 POLAND	2716	2452	25311	15299	
287 U S S R			10900	4436	
990 U STATES	1144	3183	3514	7380	
	9215	11371	64561	51503	
BAGS OF HEMP LINEN JUTE SISAL	LB				3171
1 U KINGDOM	50	348	5774	1620	
990 U STATES	7497	2682	15712	6932	
	7547	3030	21486	8552	
CARPETING RUGS HEMP JUTE SISAL					3172
1 U KINGDOM		7218		24113	
44 BELG LUX		25145		58569	
55 GERMANY W				3092	
73 NETHRLNDS		8374		30978	
246 CZECHO S		1629		5726	
559 JAPAN		1524		2200	
867 HAITI				1146	
990 U STATES		3500		12390	
		47390		138214	
QUILTS BATH MATS VEG FIBRE NOP	LB				3173
559 JAPAN	1251	935	1961	1320	
990 U STATES	233	306	3889	4441	
	1484	1241	5850	5761	
FIRE HOSE LINEN					3174
1 U KINGDOM		18712		40872	
43 AUSTRIA				1691	
990 U STATES				5254	
		18712		47817	
SAILS FOR BOATS AND SHIPS					3176
1 U KINGDOM		4149		8096	
49 DENMARK		2044		2044	
73 NETHRLNDS		125		125	
76 NORWAY		437		437	
516 HONG KONG				336	
559 JAPAN		236		236	
990 U STATES		3925		8247	
		10916		19521	
TOWELS GLASS CLOTHS CRASH HUCK	LB				3177
1 U KINGDOM	8752	10262	25327	32090	
64 IRELAND			111	130	
246 CZECHO S	18404	13911	60379	46404	
277 POLAND	6945	5552	23729	16757	
516 HONG KONG			227	2301	
990 U STATES	471	778	937	1729	
	34572	30503	110710	99411	
SHEETS TABLECLOTHS TOWELS FLAX	LB				3178
1 U KINGDOM	21143	51134	58091	139737	
44 BELG LUX	62	614	351	2745	
49 DENMARK			42	201	
54 FRANCE			7	61	
55 GERMANY W	106	228	106	228	
64 IRELAND	138	264	205	314	
67 ITALY	1863	2743	2170	3649	
73 NETHRLNDS	451	460	451	460	
78 PORTUGAL	1672	8852	2601	13769	
82 SPAIN			851	1055	
86 SWITZRLND	174	561	174	561	
246 CZECHO S	1878	1471	5316	4778	
277 POLAND			5806	3731	
287 U S S R			1082	858	
516 HONG KONG	2155	12737	2981	19664	
553 CHINA COM	1294	3696	3264	9643	
559 JAPAN	2478	1905	19121	14797	
578 TAIWAN	25	73	25	73	
990 U STATES	6246	11348	14217	22441	
	39685	96086	116861	238765	
JUTE MANUFACTURES N O P	LB				3179
1 U KINGDOM	470	566	5504	5028	
73 NETHRLNDS	316	360	316	360	

IMPORTS BY COMMODITIES AND COUNTRIES

Commodity and Country			MARCH 1961		JANUARY TO MARCH 1961		Class Number	
			Quantity	Value (\$)	Quantity	Value (\$)		
990	U STATES		2346	892	13300	5194	3180	
VEGETABLE FIBRE MFRS	N O P	LB	3132	1818	19120	10582		
1	U KINGDOM		27710	18687	83976	58406	3180	
43	AUSTRIA				70	73		
44	BELG LUX		198	167	3029	2921		
49	DENMARK				208	298		
54	FRANCE		561	810	1409	1673		
55	GERMANY W		1074	2501	3368	6265		
67	ITALY		12242	4762	20503	11444		
73	NETHRLNDS		2196	1658	2438	2188		
76	NORWAY		83	124	83	124		
78	PORTUGAL		14	206	24	264		
85	SWEDEN				154	470		
86	SWITZRLNO		121	371	486	1294		
246	CZECHO S				1341	670		
427	UN SO AFR				20	68		
516	HONG KONG		386	859	711	1967		
519	INDIA				290	432		
553	CHINA COM		126	490	150	734		
559	JAPAN		54319	44009	169296	138255		
990	U STATES		183893	219882	495209	577326		
RAW SILK AND COCOONS		LB	282923	294526	782765	804872		3201
990	U STATES		4492	21838	9928	47262	3202	
GARNETTED SILK WASTES		LB	4492	21838	9928	47262		
990	U STATES		3083	2582	3083	2582	3213	
THREADS CORDS OR TWIST SILK		LB	3083	2582	3083	2582		
1	U KINGDOM		21	259	95	1242	3216	
990	U STATES		84	1353	1395	10076		
YARNS SILK		LB	105	1612	1490	11318	3216	
990	U STATES		711	4083	822	4901		
FABRICS SILK N O P		YO	711	4083	822	4901	3224	
1	U KINGDOM		3431	7395	14826	33771		
54	FRANCE		5775	9060	17797	38589		
55	GERMANY W		1698	4545	4703	11877		
67	ITALY		5518	15043	30789	75921		
86	SWITZRLND		11522	23762	35182	79745		
516	HONG KONG		561	746	1415	1878		
519	INDIA		799	2632	3381	8670		
553	CHINA COM		195	233	195	233		
559	JAPAN		294527	140442	851209	443341		
583	THAILAND				584	1987		
990	U STATES		71937	105008	267202	402241		
RIBBONS SILK UNDER 12 INCHES		LB	395963	308866	1227283	1098253		3228
1	U KINGDOM		7	73	7	73		
54	FRANCE				3	63		
86	SWITZRLND		41	608	416	1580		
559	JAPAN				481	3793		
990	U STATES		3	50	37	603		
FABRICS SILK FOR NECKWEAR		YD	51	731	944	6112	3229	
1	U KINGDOM		3688	6091	6500	10438		
43	AUSTRIA		160	170	2313	2079		
54	FRANCE		6382	5830	15572	14359		
55	GERMANY W		16000	17994	57219	56804		
67	ITALY		1291	1787	7400	10829		
86	SWITZRLNO		7041	13383	16520	29845		
559	JAPAN		14102	7698	38307	27099		
990	U STATES		73684	95901	196372	242323		
UMBRELLA COVERING FABRICS		YD	122348	148854	340203	393776		3230
54	FRANCE		6616	1870	6616	1870		
67	ITALY		806	340	1394	703		
990	U STATES		27180	11246	82741	34919		
FABRICS PILE SILK OR SYNTHETIC		YD	34602	13456	90751	37492	3232	
54	FRANCE		320	365	476	521		
55	GERMANY W		6766	8975	11004	14967		
67	ITALY		107	333	107	333		
86	SWITZRLND		800	838	800	838		
559	JAPAN				797	1610		
990	U STATES		21355	41032	56635	123498		
SILK MANUFACTURES N O P		OZ	29348	51543	69819	141767	3252	
1	U KINGDOM		46	163	256	781		
54	FRANCE		564	917	1200	2496		
67	ITALY		132	161	132	161		
86	SWITZRLND				80	78		
516	HONG KONG				80	50		
559	JAPAN		1560	403	6918	1013		
990	U STATES		7598	4369	39094	14100		
WOOL IN THE GREASE		LB	9900	6013	47760	18679	3261	
1	U KINGDOM		174715	111798	309910	202899		
64	IRELAND		86422	54411	126633	78149		
352	IRAQ		36558	25353	36558	25353		
427	UN SO AFR		8245	5126	37954	23976		
519	INDIA				80834	53589		
614	AUSTRALIA		158336	62911	547718	208982		
622	NEW ZEAL		514058	286902	1201923	681359		

IMPORTS BY COMMODITIES AND COUNTRIES

Commodity and Country	MARCH 1961		JANUARY TO MARCH 1961		Class Number
	Quantity	Value (\$)	Quantity	Value (\$)	
744 ARGENTINA	46341	27894	46341	27894	
990 U STATES	82398	54026	418595	288883	
WOOL WASHED OR SCOURED	1107073	628421	2806466	1591084	3262
1 U KINGDOM	104445	90671	332363	260661	
64 IRELAND			70260	50197	
73 NETHRLNDS			202	220	
427 UN SO AFR	54939	32204	172452	95250	
614 AUSTRALIA	420386	256100	1269520	735666	
622 NEW ZEAL	115750	68954	320853	199803	
744 ARGENTINA	44993	33903	160546	128280	
782 URUGUAY			133413	89742	
990 U STATES	56606	52603	139061	138998	
WOOL PULLED OR SLIPED	797119	534435	2598670	1698817	3263
1 U KINGDOM	15823	11409	37115	26165	
622 NEW ZEAL	10369	6227	25327	17341	
990 U STATES			58430	43930	
HAIR OF CAMEL ALPACA	26192	17636	120872	87436	3264
1 U KINGDOM	5515	14360	7595	22057	
44 BELG LUX			2791	10872	
54 FRANCE			3425	14548	
55 GERMANY W	362	182	362	182	
527 PAKISTAN			10000	1970	
553 CHINA COM	4200	13188	9200	34458	
744 ARGENTINA	222	1411	442	2812	
774 PERU	1145	1139	2396	3256	
990 U STATES	76465	91884	191054	217719	
NOILS WOOL	87909	122164	227265	307874	3265
1 U KINGDOM	34913	25689	74761	59703	
44 BELG LUX	24441	10551	78581	32940	
54 FRANCE	150	236	150	236	
55 GERMANY W	5053	2438	5053	2438	
559 JAPAN			15000	5732	
614 AUSTRALIA	11473	9166	42568	27771	
744 ARGENTINA			3474	1485	
752 BRAZIL	5156	3216	5156	3216	
782 URUGUAY	95966	35823	136183	51412	
990 U STATES	26150	21927	35636	32786	
GARNETTED WOOL WASTE	203302	109046	396562	217719	3267
1 U KINGDOM	10677	9305	10677	9305	
990 U STATES	102	111	3238	3949	
WOOL TOPS DRY COMBED	10779	9416	13915	13254	3268
1 U KINGDOM	470388	539291	920548	1055829	
427 UN SO AFR	5116	5355	5116	5355	
990 U STATES	100	163	100	163	
WOOL TOPS OIL COMBED	475604	544809	925764	1061347	3269
1 U KINGDOM	581509	650279	1914469	2125493	
427 UN SO AFR			6118	6097	
614 AUSTRALIA	39961	45157	39961	45157	
HAIR TOPS	621470	695436	1960548	2176747	3270
1 U KINGDOM			96	255	
990 U STATES	5067	12166	14776	32416	
YARNS OR WARPS HAIR FOR MFRERS	5067	12166	14872	32671	3273
1 U KINGDOM	10373	10614	65495	55380	
YARN MOHAIR FOR PILE FABRICS	10373	10614	65495	55380	3274
1 U KINGDOM	8496	21277	37086	83164	
990 U STATES			56	162	
YARNS WOOL FOR 6 OZ FABRICS	8496	21277	37142	83326	3275
1 U KINGDOM	67011	125869	181512	348210	
54 FRANCE	120	156	120	156	
990 U STATES			735	1428	
WOOLLEN SPUN YARN	67131	126025	182367	349794	3276
1 U KINGDOM	29627	63728	153637	260154	
44 BELG LUX	178	571	443	1634	
54 FRANCE	1009	2560	4567	12015	
55 GERMANY W	92	223	1582	3611	
67 ITALY	28192	19302	41629	30112	
73 NETHRLNDS	120	232	157	300	
86 SWITZRLND			500	835	
990 U STATES	1416	5431	5712	19860	
WORSTED SPUN YARN	60634	92047	208227	328521	3277
1 U KINGDOM	42496	78446	196105	323275	
53 FINLAND	168	359	168	359	
54 FRANCE	8117	23332	24516	57301	
55 GERMANY W	7414	16161	13620	30479	
64 IRELAND	501	721	501	721	
67 ITALY	2101	4505	21160	36324	
73 NETHRLNDS	2728	5521	4019	7903	
86 SWITZRLND			1418	3161	
519 INDIA			1031	1924	
559 JAPAN	210	383	370	692	
782 URUGUAY			467	639	
990 U STATES	798	2728	2710	8562	
	64533	132156	266085	471340	

IMPORTS BY COMMODITIES AND COUNTRIES

Commodity and Country	MARCH 1961		JANUARY TO MARCH 1961		Class Number
	Quantity	Value (\$)	Quantity	Value (\$)	
WOOL FAB IN GRAY OVR 4 TO 6 OZ	LB				3281
1 U KINGDOM	17	59	8152	13246	
67 ITALY			1796	3121	
86 SWITZRLND	183	650	183	650	
990 U STATES	130	349	130	349	
	330	1058	10261	17366	
WOOL FAB IN GRAY 4 OZ OR LESS	LB				3282
1 U KINGDOM	7328	22767	17290	48727	
	7328	22767	17290	48727	
KNITTED FABRICS WOOL N O P	LB				3283
1 U KINGDOM	29628	93897	113865	375788	
44 BELG LUX	938	3058	2781	8841	
54 FRANCE	1027	3738	5347	14960	
55 GERMANY W	187	621	392	1412	
64 IRELAND	2144	6258	2144	6258	
67 ITALY	626	1862	2438	9903	
73 NETHRLNDS	6794	22309	22671	70911	
86 SWITZRLND	954	1668	1627	4482	
990 U STATES	3021	8469	9069	25872	
	45319	141880	160334	518427	
FLANNELS	LB				3284
1 U KINGDOM	74647	230439	177466	523401	
54 FRANCE	1324	5904	5416	23615	
55 GERMANY W			57	461	
67 ITALY	11351	20727	28786	39469	
86 SWITZRLND			254	967	
355 ISRAEL			354	1465	
559 JAPAN	6	54	6	54	
990 U STATES	939	3129	2654	10790	
	88267	260253	214993	600222	
OVERCOATINGS	LB				3286
1 U KINGDOM	92763	214416	218431	505996	
54 FRANCE	1790	6646	2938	11394	
55 GERMANY W			14	51	
67 ITALY	22751	24740	48229	54975	
73 NETHRLNDS	297	841	2302	6789	
86 SWITZRLND	877	2126	1312	4164	
990 U STATES	2425	5557	4667	10169	
	120903	254326	277893	593538	
TWEEDS	LB				3287
1 U KINGDOM	78309	176207	251274	569252	
54 FRANCE	63	446	1244	4846	
67 ITALY	17265	19424	42851	49654	
73 NETHRLNDS			47	89	
86 SWITZRLND	371	902	396	1025	
990 U STATES	347	792	2156	2697	
	96355	197771	297968	627563	
WORSTEDS AND SERGES	LB				3288
1 U KINGDOM	368024	1415782	1177881	4555062	
43 AUSTRIA	28	103	148	652	
44 BELG LUX	2183	8112	2927	10670	
49 DENMARK	81	320	249	1075	
54 FRANCE	10581	45830	26585	117165	
55 GERMANY W	1045	5580	3548	14783	
64 IRELAND			16	50	
67 ITALY	32310	92838	136359	362787	
73 NETHRLNDS	902	3594	2084	6522	
82 SPAIN	48	163	684	4295	
85 SWEDEN			134	769	
86 SWITZRLND	2594	10228	9468	38104	
246 CZECHO S	4984	12524	10782	27151	
258 GERMANY E			115	117	
277 POLAND	305	683	761	1697	
355 ISRAEL	480	3025	726	4630	
559 JAPAN	18314	59029	65221	209496	
614 AUSTRALIA	1034	4695	1410	6368	
782 URUGUAY			1341	5351	
990 U STATES	9463	40838	33913	158498	
	452376	1703344	1474352	5525242	
WOVEN FABRICS N O P WOOL	LB				3289
1 U KINGDOM	44931	104265	134692	304452	
43 AUSTRIA	350	1474	745	2831	
44 BELG LUX	632	1796	3784	9055	
49 DENMARK	1872	4468	5326	13541	
54 FRANCE	3784	14000	12723	46188	
55 GERMANY W	450	913	2512	11527	
64 IRELAND			63	223	
67 ITALY	22731	27833	54642	67824	
73 NETHRLNDS	637	1432	2177	4851	
76 NORWAY	152	393	217	586	
85 SWEDEN			764	1698	
86 SWITZRLND	927	4314	2406	13813	
519 INDIA	78	473	179	925	
559 JAPAN	630	2253	1594	5559	
990 U STATES	12614	40523	32451	109164	
	89788	204137	254275	592237	
WOOL FAB 12 INS WIDE OR LESS	LB				3291
1 U KINGDOM	32	66	32	66	
54 FRANCE	31	188	262	1193	
55 GERMANY W			91	673	
86 SWITZRLND	89	534	105	613	
990 U STATES	157	779	227	1138	
	309	1567	717	3683	
WOOL FABRICS CUT PILE PLUSH	LB				3292
1 U KINGDOM	20	54	6101	17454	
55 GERMANY W	185	499	806	1911	

IMPORTS BY COMMODITIES AND COUNTRIES

Commodity and Country	MARCH 1961		JANUARY TO MARCH 1961		Class Number
	Quantity	Value (\$)	Quantity	Value (\$)	
990 U STATES	563	1899	688	2400	
BILLIARD CLOTH OF WOOL FABRIC	768	2452	7595	21765	3293
1 U KINGDOM	6608	22566	16163	55750	
990 U STATES	80	247	80	247	
CARPETS AXMINSTER IN ROLLS	6688	22813	16243	55997	3301
1 U KINGDOM	62149	37725	181336	100874	
44 BELG LUX	15145	5361	30778	13068	
54 FRANCE	4590	2100	24360	11467	
55 GERMANY W			4209	1601	
990 U STATES	8736	4034	39396	20136	
CARPETS AXMINSTER SQUARES	90620	49220	280079	147146	3302
1 U KINGDOM	14916	9946	62215	37791	
44 BELG LUX			867	162	
49 DENMARK	196	182	581	589	
55 GERMANY W	488	412	488	412	
67 ITALY	942	270	942	270	
85 SWEDEN			527	264	
990 U STATES	7462	5248	24179	12185	
CARPET BRUSSELS WILTON IN ROLL	24004	16058	89799	51673	3303
1 U KINGDOM	300490	171963	1027105	586931	
44 BELG LUX	448292	209714	1172292	554993	
49 DENMARK			84	79	
54 FRANCE	2056	1038	12939	6935	
55 GERMANY W	107509	40749	209139	78247	
67 ITALY	28684	14953	52021	29610	
473 MOROCCO	878	1243	878	1243	
519 INDIA	776	716	1508	1627	
559 JAPAN	9402	4229	71953	32413	
990 U STATES	43656	33970	81650	55466	
CARPET BRUSSELS WILTON SQUARES	941743	478575	2629569	1347544	3304
1 U KINGDOM	17326	12008	38486	24539	
44 BELG LUX	8656	5109	27387	13761	
49 DENMARK	113	104	3644	2028	
54 FRANCE	5152	2560	6016	3063	
55 GERMANY W	6735	5668	22373	16165	
59 GREECE	4216	1427	4216	1427	
67 ITALY	13864	8319	29894	17506	
73 NETHRLNDS	1023	457	2756	1079	
85 SWEDEN	2014	1601	2351	1863	
473 MOROCCO			215	299	
559 JAPAN			1188	321	
990 U STATES	4447	2627	11316	5938	
CARPETS INGRAIN IN ROLLS	63546	39880	149842	87989	3305
1 U KINGDOM	3143	871	3143	871	
990 U STATES			3070	1369	
CARPETS INGRAIN SQUARES	3143	871	6213	2240	3306
49 DENMARK			8497	3320	
519 INDIA			3410	1090	
553 CHINA COM	1968	489	1968	489	
559 JAPAN	1188	345	3274	887	
990 U STATES			588	449	
CARPETS ORIENTAL	3156	834	17737	6235	3307
1 U KINGDOM	3752	4374	6513	8208	
49 DENMARK	620	589	749	665	
54 FRANCE			972	859	
59 GREECE			708	938	
73 NETHRLNDS			68	132	
82 SPAIN	413	892	413	892	
86 SWITZRLND	28	530	28	530	
347 IRAN	4494	8261	8083	19153	
385 UAR EGYPT			2101	1366	
443 ALGERIA	588	738	588	738	
473 MOROCCO	633	1074	2272	3346	
516 HONG KONG	1018	2085	2494	4970	
519 INDIA	118212	124318	222723	233592	
527 PAKISTAN	653	2359	2270	7155	
553 CHINA COM	1226	4438	1408	5097	
559 JAPAN	540	564	2174	2210	
990 U STATES	1456	1968	7115	5835	
CARPETS TAPESTRY IN ROLLS	133633	152190	260679	295686	3308
1 U KINGDOM			3141	2113	
54 FRANCE	28621	14974	74843	38336	
55 GERMANY W	10140	5902	24747	14217	
990 U STATES			9410	6533	
CARPETS TAPESTRY SQUARES	38761	20876	112141	61199	3309
54 FRANCE	4897	2828	8766	4527	
MATS HEARTH RUGS AND RUNNERS	4897	2828	8766	4527	3310
1 U KINGDOM	3664	2675	5282	3719	
44 BELG LUX			169	60	
55 GERMANY W			824	494	
73 NETHRLNDS	381	134	381	134	
85 SWEDEN			1355	497	
519 INDIA			2520	608	
559 JAPAN	7775	1352	10678	2160	
990 U STATES	3966	1072	7696	2127	
	15786	5233	28905	9799	

IMPORTS BY COMMODITIES AND COUNTRIES

Commodity and Country	MARCH 1961		JANUARY TO MARCH 1961		Class Number
	Quantity	Value (\$)	Quantity	Value (\$)	
BLANKETS N O P WOOL	LB				3342
1 U KINGDOM	12323	18967	34377	54588	
44 BELG LUX			647	1109	
67 ITALY	1103	769	1242	1185	
73 NETHRLNDS	15	51	742	1204	
85 SWEDEN	159	225	159	285	
559 JAPAN	1990	972	2590	1264	
824 JAMAICA	581	452	581	452	
990 U STATES	8118	9199	16424	21339	
	24289	30635	56762	81306	
FELT PRESSED	LB				3343
1 U KINGDOM	415	1125	1514	3726	
55 GERMANY W	1058	1382	1058	1382	
990 U STATES	4283	6601	12046	21130	
	5756	9108	14618	26238	
RUGS RAILWAY STEAMER AND AUTO	LB				3344
1 U KINGDOM	3337	6603	8800	20062	
43 AUSTRIA	684	1936	684	1936	
55 GERMANY W	62	317	755	830	
67 ITALY	16278	8903	57069	32827	
73 NETHRLNDS			150	240	
990 U STATES	100	179	100	179	
	20461	17938	67558	56074	
WOOL MANUFACTURES N O P	LB				3345
1 U KINGDOM	1670	4182	4517	10437	
43 AUSTRIA	15	52	77	305	
44 BELG LUX	132	190	152	269	
54 FRANCE			65	1583	
55 GERMANY W	1306	3030	1617	3770	
64 IRELAND			450	1232	
67 ITALY	40	55	125	181	
73 NETHRLNDS	110	220	282	512	
85 SWEDEN	14	63	14	63	
559 JAPAN	20	59	20	59	
874 MEXICO			95	106	
990 U STATES	14635	32371	48251	87719	
	17942	40222	55665	106236	
YARN SYNTHETIC ACETATE SINGLES	LB				3360
1 U KINGDOM			566	657	
990 U STATES	36719	34533	143190	143386	
	36719	34533	143756	144043	
YARNS SYNTHETIC SINGLES N O P	LB				3361
1 U KINGDOM			3763	2946	
55 GERMANY W	300	408	900	1224	
67 ITALY			7280	7503	
73 NETHRLNDS			303	321	
86 SWITZRLND			12036	10314	
559 JAPAN	62450	29511	92450	42398	
990 U STATES	17271	10830	53404	37931	
	80021	40749	170136	102637	
YARNS THREADS SYNTHETIC N O P	LB				3362
1 U KINGDOM	5118	9075	10107	19302	
54 FRANCE	173	549	173	549	
55 GERMANY W	3219	3467	10330	10487	
67 ITALY			1695	1411	
73 NETHRLNDS			2039	1931	
86 SWITZRLND	198	205	511	544	
559 JAPAN	1120	1224	2495	2554	
990 U STATES	117570	131385	353238	383727	
	127398	145905	380588	420505	
YARNS SYNTHETIC ACETATE TWIST	LB				3364
1 U KINGDOM	284	434	1286	1814	
990 U STATES	32115	37232	54698	68166	
	32399	37666	55984	69980	
STAPLE FIBRES SYNTHETIC	LB				3365
1 U KINGDOM	111887	49753	406126	240322	
43 AUSTRIA	29359	7611	60075	15642	
54 FRANCE			900	1315	
55 GERMANY W	1035	1195	169638	65029	
67 ITALY	3313	1045	3418	1096	
559 JAPAN	220	163	220	163	
990 U STATES	897964	523907	1923763	1119185	
	1043778	583674	2564140	1442752	
TOPS OF SYNTHETIC FIBRES	LB				3366
1 U KINGDOM	13504	6423	23770	11361	
55 GERMANY W	51320	30796	102696	60232	
990 U STATES	3455	2801	31448	26261	
	68279	40020	157914	97854	
WASTE SHORT FIBRE SYNTHETIC	LB				3367
1 U KINGDOM			125	69	
990 U STATES	144019	59439	245026	104479	
	144019	59439	245151	104548	
YARNS FROM POLYAMIDES NYLON	LB				3368
1 U KINGDOM	662	2825	14306	44585	
44 BELG LUX	9867	28382	24816	64641	
54 FRANCE	245	1609	245	1609	
55 GERMANY W	3078	6843	25475	46978	
67 ITALY	43237	91986	98765	185996	
86 SWITZRLND			2824	4464	
559 JAPAN	600	1112	600	1112	
990 U STATES	142498	235619	301393	548648	
	200187	368376	468424	898033	
YARN SYNTHETIC FOR TIRE FABRIC	LB				3369
990 U STATES	45839	25169	335050	222167	
	45839	25169	335050	222167	

IMPORTS BY COMMODITIES AND COUNTRIES

Commodity and Country	MARCH 1961		JANUARY TO MARCH 1961		Class Number
	Quantity	Value (\$)	Quantity	Value (\$)	
KNITTED FABRIC SYNTHETIC FIBRE	LB				3371
1 U KINGDOM	1572	4622	21074	54823	
43 AUSTRIA			66	288	
54 FRANCE	382	3456	1296	7045	
55 GERMANY W	542	1322	946	2731	
67 ITALY	270	697	2013	5193	
86 SWITZRLND			2365	11613	
990 U STATES	83360	209589	174976	441380	
	86126	219686	202736	523073	
FABRICS SYNTHETIC FIBRE N O P	LB				3372
1 U KINGDOM	37144	67766	114025	213845	
43 AUSTRIA	898	1490	1454	2637	
44 BELG LUX	3491	5263	17394	23169	
49 DENMARK	22	105	155	375	
54 FRANCE	5541	27613	14925	64977	
55 GERMANY W	32845	56834	125235	220607	
67 ITALY	55647	68674	184664	219703	
73 NETHRLNDS	7739	15876	14150	27749	
82 SPAIN	2529	8604	15774	46590	
85 SWEDEN	286	724	400	1126	
86 SWITZRLND	2176	9647	9669	40071	
355 ISRAEL	1614	3684	1614	3684	
516 HONG KONG	1014	1464	1167	1993	
559 JAPAN	125414	187093	333056	578397	
990 U STATES	784077	1738120	2180701	4951169	
	1060437	2192957	3014383	6396092	
RIBBONS OF SYNTHETIC FIBRES	LB				3373
1 U KINGDOM	457	2381	2417	9082	
44 BELG LUX	138	431	138	431	
54 FRANCE	1831	5084	3924	13409	
55 GERMANY W			644	1347	
86 SWITZRLND	4669	13416	7550	25437	
246 CZECHO S	300	434	300	434	
559 JAPAN	11727	10662	39769	36035	
990 U STATES	41111	84871	105458	218377	
	60233	117279	160200	304552	
CURTAINS OF SYNTHETIC FIBRE	OZ				3390
1 U KINGDOM	10304	1858	24512	3708	
54 FRANCE	29868	14826	51107	25204	
990 U STATES	451642	78623	1264035	218840	
	491814	95307	1339654	247752	
SYNTHETIC FIBRE MANUFACTRS N O P	OZ				3392
1 U KINGDOM	167743	19100	477574	67191	
43 AUSTRIA	560	117	823	181	
44 BELG LUX	5360	370	5360	370	
49 DENMARK	1443	206	2873	492	
54 FRANCE	7322	3320	29295	11450	
55 GERMANY W	5840	1090	273057	24169	
67 ITALY	7142	1525	77637	5096	
73 NETHRLNDS	6576	691	7008	744	
85 SWEDEN			3200	357	
86 SWITZRLND	11432	5337	31733	19220	
516 HONG KONG	380	57	4967	789	
559 JAPAN	630099	44908	2200127	135195	
867 HAITI	300	170	957	308	
990 U STATES	2892513	389802	8624781	1118842	
	3736710	466693	11739392	1384404	
SYNTH FIBRE FOR ELEC APPARATUS	OZ				3393
990 U STATES	815	145	2047	523	
	815	145	2047	523	
HAIR CLOTH					3401
1 U KINGDOM		4628		19659	
990 U STATES		572		2888	
		5200		22547	
KAPOK	CWT				3411
527 PAKISTAN			26	253	
583 THAILAND	898	14498	898	14498	
990 U STATES	437	8963	888	17741	
	1335	23461	1812	32492	
MANILA FIBRE	CWT				3412
567 PHIL			3483	82816	
845 C RICA			300	8033	
990 U STATES	3067	85711	4796	138171	
	3067	85711	8579	229020	
SISAL ISTLE TAMPICO FIBRE	CWT				3413
415 KENYA	2461	28010	2686	29174	
425 TANGANYKA	12266	132054	21271	236269	
427 UN SO AFR	441	4696	441	4696	
752 BRAZIL	8048	84049	32309	342947	
867 HAITI	6609	55768	19217	178167	
874 MEXICO	9135	82265	27049	250761	
990 U STATES	29686	335341	54554	620858	
	68646	722183	157527	1662872	
VEGETABLE FIBRE N O P	CWT				3414
462 FR AF NES	363	8756	363	8756	
752 BRAZIL			11	247	
874 MEXICO	461	2507	461	2507	
990 U STATES	112	2301	474	11615	
	936	13564	1309	23125	
BALER TWINE	CWT				3420
1 U KINGDOM			455	5889	
49 DENMARK	6473	98315	6473	98315	
78 PORTUGAL	400	5970	400	5970	
867 HAITI			1063	15895	
874 MEXICO			480	5586	
	6873	104285	6871	131655	

IMPORTS BY COMMODITIES AND COUNTRIES

Commodity and Country		MARCH 1961		JANUARY TO MARCH 1961		Class Number
		Quantity	Value (\$)	Quantity	Value (\$)	
GRASSES SEAWEED	MOSSES BAGASSE					3421
	1 U KINGDOM		3902		13287	
	516 HONG KONG		296		707	
	559 JAPAN		1754		3905	
	874 MEXICO		4501		6145	
990 U STATES		4714		12847		
			15167		56891	
BINDER TWINE		CWT				3422
	1 U KINGDOM	13	216	13	216	
	49 DENMARK	1240	19496	1240	19496	
	73 NETHRLNDS			50	735	
	874 MEXICO			25	314	
990 U STATES			300	4260		
		1253	19712	1628	25021	
COIR AND COIR YARN		CWT				3423
	1 U KINGDOM			110	1650	
519 INDIA		222	2153	222	2153	
		222	2153	332	3803	
MATS RUGS N O P DF	COCOA FIBRE	SQ YD				3424
	55 GERMANY W			321	878	
	73 NETHRLNDS	103	171	4289	2002	
	519 INDIA	6898	3022	12769	5848	
	990 U STATES			706	405	
		7001	3193	18085	9133	
STRAW OR PAPER CARPETING RUGS						3425
	1 U KINGDOM		65		65	
	516 HONG KONG				2911	
	559 JAPAN		14012		26507	
	578 TAIWAN		311		665	
	822 BARBADOS		3644		3644	
990 U STATES		6164		17086		
			24196		50878	
VEGETABLE FIBRES FOR BRUSHES		CWT				3428
	1 U KINGDOM			95	3115	
	44 BELG LUX	87	1940	287	4660	
	73 NETHRLNDS	547	12603	1030	19518	
	744 ARGENTINA			5	1089	
874 MEXICO	27	1566	651	33435		
990 U STATES	460	28311	941	67758		
		1121	44420	3009	129575	
MATS CUT PILE OF	COCOA FIBRE	SQ FT				3429
	73 NETHRLNDS			452	214	
	519 INDIA	33592	5228	101764	15619	
	559 JAPAN	310	91	310	91	
		33902	5319	102526	15924	
WASTE FOR FURTHER PREPARATION		CWT				3451
	1 U KINGDOM	520	19168	1471	47218	
	44 BELG LUX	41	596	350	5698	
	54 FRANCE	245	2355	972	12119	
	55 GERMANY W			605	2758	
	67 ITALY			73	3021	
	73 NETHRLNDS	165	4756	1809	14942	
	516 HONG KONG	1221	9798	2045	16433	
	527 PAKISTAN			384	2982	
	559 JAPAN	500	2554	700	4580	
	782 URUGUAY	100	3591	100	3591	
990 U STATES	35294	379123	97992	1045045		
		38086	421941	106501	1158387	
WASTE FOR WIPING RAGS N O P		CWT				3452
	1 U KINGDOM	166	8921	334	14395	
	44 BELG LUX	331	4896	331	4896	
	55 GERMANY W	404	5204	404	5204	
	85 SWEDEN	67	992	106	2143	
	559 JAPAN	100	941	200	1960	
990 U STATES	8836	102499	22573	280480		
		9904	123453	23948	309078	
WASTE GARNETTED READY FOR USE		LB				3453
	1 U KINGDOM	182	94	26524	5562	
	559 JAPAN	7500	539	7500	539	
	990 U STATES	231333	49846	506936	100551	
		239015	50479	540960	106652	
BATTS BATTING WADDING N O P		LB				3454
	990 U STATES	12340	7476	33629	21022	
		12340	7476	33629	21022	
FISH NETS NETTINGS COMMERCIAL		LB				3460
	1 U KINGDOM	67144	122430	178068	291328	
	54 FRANCE	6877	11769	7027	11992	
	55 GERMANY W			1000	3045	
	73 NETHRLNDS	38766	71415	60463	115260	
	76 NORWAY	280	258	604	971	
	559 JAPAN	87236	153199	148982	299765	
	990 U STATES	8535	21293	25018	68907	
		208836	380364	421162	791268	
FISHING LINES COMMERCIAL		LB				3461
	1 U KINGDOM	57374	58187	150633	144316	
	49 DENMARK			3427	649	
	55 GERMANY W	138	327	1778	4838	
	73 NETHRLNDS	27777	8389	74373	22500	
	76 NORWAY			418	527	
	559 JAPAN	6793	11418	32062	61880	
	990 U STATES	23096	38706	67017	107814	
		115178	117027	329708	342524	
CORDAGE MANILA OVER 1 IN CIRC		LB				3463
	1 U KINGDOM	55851	20252	261003	80262	
	49 DENMARK	1864	485	5705	1417	
	64 IRELAND			2872	760	

IMPORTS BY COMMODITIES AND COUNTRIES

Commodity and Country	MARCH 1961		JANUARY TO MARCH 1961		Class Number
	Quantity	Value (\$)	Quantity	Value (\$)	
73 NETHRLNDS			554	179	
874 MEXICO	2360	277	5537	645	
990 U STATES	2253	1611	3225	2352	
	62328	22625	278896	85615	
CORDAGE COMMERCIAL FISH NET	LB				3464
1 U KINGDOM	179200	42825	638788	163135	
44 BELG LUX	79071	20591	79071	20591	
49 DENMARK	47704	12773	133461	37796	
64 IRELAND	8478	2257	66637	16381	
73 NETHRLNDS	102469	24077	182592	43268	
559 JAPAN	6799	5733	19590	15564	
990 U STATES	1818	489	19776	14896	
	425539	108745	1139915	311631	
CORDAGE OVER 1 INCH NOP	LB				3465
1 U KINGDOM	17657	5995	45592	16542	
49 DENMARK			609	830	
55 GERMANY W	125	211	125	211	
73 NETHRLNDS			409	157	
559 JAPAN			63	54	
990 U STATES	19777	30815	38513	35898	
	37559	37021	85311	53692	
COTTON FABRIC RUBBERIZED	LB				3472
1 U KINGDOM	873	503	2867	3344	
54 FRANCE	12561	6085	12561	6085	
559 JAPAN			1523	487	
990 U STATES	29921	22706	87176	74344	
	43355	29294	104127	84260	
COTTON WINDOW SHADE CLOTH	LB				3473
1 U KINGDOM	677	569	4323	3274	
990 U STATES	372	655	2922	4263	
	1049	1224	7245	7537	
COTTON FABRICS COATED N O P	LB				3474
1 U KINGDOM	19805	27327	60510	75146	
44 BELG LUX			144	152	
54 FRANCE	235	279	2875	2379	
55 GERMANY W	2537	2465	10715	13143	
86 SWITZRLND			1123	2745	
427 UN SO AFR	2010	1341	2010	1341	
559 JAPAN	714	448	1509	1370	
990 U STATES	473884	485864	1324812	1346988	
	499185	517724	1403698	1443264	
ARTISTS CANVAS COATED PREPARED					3475
1 U KINGDOM				115	
990 U STATES		1208		2730	
		1208		2845	
CANVAS FLAX FOR TENTS AWNINGS	LB				3476
1 U KINGDOM	2815	1860	12991	8006	
990 U STATES	195	299	2460	2740	
	3010	2159	15451	10746	
FABRICS JUTE COATED	LB				3478
1 U KINGDOM	2261	1267	4561	2432	
990 U STATES	37627	8242	92231	27152	
	39888	9509	96792	29584	
FABRICS VEG FIBRE COATED	LB				3479
1 U KINGDOM	14818	5216	60320	15879	
54 FRANCE			280	197	
559 JAPAN	33536	5243	122044	17833	
990 U STATES	53191	52235	104842	114290	
	101545	62694	287486	148199	
FABRICS FOR BRATTICE CLOTH	LB				3480
1 U KINGDOM	4828	1383	16495	4637	
990 U STATES	1960	559	3210	840	
	6788	1942	19705	5477	
FABRICS SILK COATED	LB				3481
990 U STATES	248	1381	712	3814	
	248	1381	712	3814	
FABRICS WOOL COATED	LB				3483
1 U KINGDOM	22	60	22	60	
44 BELG LUX	135	312	168	402	
55 GERMANY W	146	350	4255	10876	
990 U STATES	554	1633	4377	8105	
	857	2355	8822	19443	
FABRICS SYNTHETIC FIBRE COATED	LB				3484
1 U KINGDOM	256	441	656	1335	
43 AUSTRIA			220	207	
44 BELG LUX	65433	64250	231213	233398	
54 FRANCE	129	479	129	479	
67 ITALY			7352	5925	
73 NETHRLNDS	1091	1140	1794	1894	
559 JAPAN	1728	565	20681	9359	
990 U STATES	345607	641132	870353	1531199	
	414244	708007	1132398	1783796	
OILCLOTH FLOOR LINOLEUM	LB				3485
1 U KINGDOM	813466	101548	2598939	341671	
73 NETHRLNDS	19535	3385	38855	6854	
990 U STATES	1112513	283441	2131595	543037	
	1945514	388374	4769389	891562	
OILCLOTH CARRIAGE SHELF TABLE	LB				3486
1 U KINGDOM	2818	2133	5437	4049	
990 U STATES	5134	2646	17967	7961	
	7952	4779	23404	12010	
TYPEWRITER RIBBONS	LB				3487
1 U KINGDOM			158	772	
246 CZECHO S	48	124	253	715	
990 U STATES	2344	8569	4133	18908	
	2392	8693	4544	20395	

IMPORTS BY COMMODITIES AND COUNTRIES

Commodity and Country	MARCH 1961		JANUARY TO MARCH 1961		Class Number
	Quantity	Value (\$)	Quantity	Value (\$)	
FABRICS COTTON TO COVER RUBBER 1 U KINGDOM	LB 1908	2628	18077	23337	3488
CORD TIRE FABRICS SYNTH FIBRE 990 U STATES	LB 136797	147643	282771	304832	3489
LACE EMBROIDERIES BOBBINET NOP 1 U KINGDOM	LB 12669	57871	27745	129005	3501
43 AUSTRIA	1092	9393	2403	18163	
44 BELG LUX			29	148	
54 FRANCE	3972	35556	11822	118724	
55 GERMANY W	654	3443	1779	9428	
67 ITALY	458	1610	680	3201	
73 NETHRLNDS			456	760	
78 PORTUGAL	31	176	56	530	
82 SPAIN	49	465	49	465	
86 SWITZRLND	598	4848	1850	15640	
516 HONG KONG			1349	7497	
519 INDIA	200	253	200	253	
559 JAPAN	7939	19798	25010	84568	
578 TAIWAN	1547	10392	2384	31952	
990 U STATES	74286	241555	180450	635775	
	103495	385360	256262	1056109	
KNITTED GOODS N O P 1 U KINGDOM	LB 80	406	1393	4250	3524
54 FRANCE	398	1251	533	1656	
55 GERMANY W	1479	3019	1634	3469	
67 ITALY			108	511	
86 SWITZRLND	233	1178	390	1754	
559 JAPAN			200	170	
990 U STATES	45266	93303	137812	266572	
	47456	99157	142070	278382	
CHEVILLE YARNS AND CORDS 559 JAPAN	LB 99	168	652	618	3548
990 U STATES	99	168	240	457	
	99	168	892	1075	
USED BAGS OF VEGETABLE FIBRE 1 U KINGDOM		95		95	3550
990 U STATES				2772	
		95		2867	
BELTING N O P 1 U KINGDOM	LB 2878	2651	8436	8856	3551
43 AUSTRIA	154	957	318	1275	
55 GERMANY W	28	300	87	613	
67 ITALY	825	477	825	477	
86 SWITZRLND	830	2306	1642	6050	
990 U STATES	4928	8408	13433	26764	
	9643	15099	24741	44035	
BLANKETS FOR PRINTING PRESSES 1 U KINGDOM		2388		8226	3552
55 GERMANY W		84		194	
886 PRICO		216		10169	
990 U STATES		46683		153476	
		49371		172065	
BRAIDS CORDS FRINGES NOP 1 U KINGDOM		4526		11149	3553
43 AUSTRIA				468	
54 FRANCE		4557		6904	
55 GERMANY W		2679		8379	
67 ITALY				2831	
86 SWITZRLND		436		2720	
246 CZECHO S		2294		5163	
559 JAPAN		247		1243	
990 U STATES		69054		147515	
		83793		186372	
CARPETS N O P 1 U KINGDOM	SQ FT 25571	4859	64178	13874	3554
44 BELG LUX	38359	7469	121505	23414	
49 DENMARK	11521	4559	11693	4737	
54 FRANCE	387	207	700	513	
55 GERMANY W			129	71	
67 ITALY	10706	2814	17575	4528	
73 NETHRLNDS	603	205	1839	850	
85 SWEDEN	162	142	162	142	
559 JAPAN	73908	10157	299672	37602	
614 AUSTRALIA	65496	19356	75642	22315	
990 U STATES	170988	63980	457341	187510	
	397641	113748	1050436	295556	
CURTAINS N O P 1 U KINGDOM		2000		2716	3557
85 SWEDEN		334		334	
559 JAPAN		5693		6376	
990 U STATES		15562		34578	
		23589		44004	
HAT BRAIDS NOT OVER 6 INCHES 67 ITALY				4627	3559
86 SWITZRLND		42324		162681	
559 JAPAN		3178		7926	
867 HAITI				301	
990 U STATES		10500		30034	
		56002		205569	
HAT SWEATS CAP PEAKS AND BANDS 1 U KINGDOM		3827		5570	3560
44 BELG LUX				3068	
67 ITALY		97		269	
516 HONG KONG		592		592	

IMPORTS BY COMMODITIES AND COUNTRIES

Commodity and Country	MARCH 1961		JANUARY TO MARCH 1961		Class Number
	Quantity	Value (\$)	Quantity	Value (\$)	
990 U STATES		46396		118435	
HOODS AND SHAPES OF FUR FELT	DOZ	50912		127934	3561
1 U KINGDDM	726	19400	776	20381	
43 AUSTRIA	237	11913	237	11913	
54 FRANCE	1141	13368	1467	29286	
55 GERMANY W	3	125	3	125	
67 ITALY	338	9566	448	13588	
246 CZECHO S	468	6485	1097	15123	
990 U STATES	152	2634	395	6700	
	3065	63491	4423	97116	
HOODS AND SHAPES KNITTED	DOZ				3563
54 FRANCE			235	2507	
67 ITALY	3320	29816	8536	74593	
86 SWITZRLND	482	6302	2176	28682	
516 HONG KONG	434	2787	1734	10278	
553 CHINA COM	500	2801	1250	9313	
559 JAPAN	1164	4680	5727	23011	
578 TAIWAN	550	3133	1600	11233	
763 ECUADOR	172	1712	397	3633	
874 MEXICO			840	1142	
990 U STATES	909	7717	6973	53210	
	7531	58948	29468	217602	
HOODS AND SHAPES N D P	DOZ				3564
1 U KINGDOM	24	279	44	654	
67 ITALY	348	4591	671	9198	
86 SWITZRLND	528	7368	1048	16812	
559 JAPAN			60	360	
990 U STATES	1085	8974	2945	22368	
	1985	21212	4768	49392	
SURGICAL DRESSINGS					3566
1 U KINGDOM		28384		100987	
55 GERMANY W		989		15777	
559 JAPAN				3389	
990 U STATES		72784		195680	
		102157		315833	
ELASTIC WEBBING WDVEN FDR MFRS	LB				3567
1 U KINGDDM			1772	6495	
54 FRANCE	300	1269	300	1269	
55 GERMANY W	459	1157	3746	7957	
67 ITALY	668	991	718	1221	
73 NETHRLNDS	228	428	228	428	
86 SWITZRLND			165	466	
559 JAPAN	3710	2446	24252	22236	
990 U STATES	4410	9467	12181	29887	
	9775	15758	43362	69959	
ELASTIC WEBBING WDVEN N O P	LB				3568
1 U KINGDOM	716	1138	3219	6361	
55 GERMANY W	555	1180	2338	4422	
67 ITALY	1048	2190	4687	9815	
73 NETHRLNDS	79	146	557	991	
355 ISRAEL	704	929	704	929	
559 JAPAN	6418	5237	68123	48956	
990 U STATES	9660	26826	46816	114616	
	19180	37646	126444	186090	
CORDED RIBBONS FOR MENS HATS	LB				3570
55 GERMANY W	45	349	53	416	
990 U STATES	2386	11024	6552	31333	
	2431	11373	6605	31749	
FIBRE OR TEXTILE PRODUCTS NDP					3573
1 U KINGDDM		966		1898	
67 ITALY		196		572	
559 JAPAN		3394		3957	
990 U STATES		11584		30711	
		16140		37138	
BRAIDED CORD 1 IN CIRC OR LESS	LB				3574
1 U KINGDDM	116	232	321	475	
990 U STATES	5049	4087	13586	10794	
	5165	4319	13907	11269	
ELASTIC WEBBING BRAIDED	LB				3576
1 U KINGDOM	340	552	757	1348	
54 FRANCE			497	1750	
55 GERMANY W	633	1279	1706	3679	
355 ISRAEL			210	706	
559 JAPAN	77268	53228	180738	129129	
990 U STATES	9177	19959	28851	64263	
	87418	75018	212759	200875	
BEDSPREADS TEXTILE	NO				3577
1 U KINGDOM	822	3036	1451	5056	
67 ITALY	6856	24147	24996	81447	
73 NETHRLNDS	341	931	793	1914	
287 U S S R	340	605	340	605	
519 INDIA	1725	3232	1950	3951	
559 JAPAN	37438	37926	147054	148709	
990 U STATES	31403	144147	108805	449778	
	78925	214024	285389	691460	
UNDERWEAR MADE FRDM WDVEN FAB	NO				3900
1 U KINGDDM	624	592	24000	9322	
43 AUSTRIA			450	180	
54 FRANCE	336	390	1558	2396	
55 GERMANY W			18	54	
67 ITALY	195	956	213	1010	
73 NETHRLNDS			494	507	
516 HDNG KONG	24610	7059	74410	17765	
559 JAPAN	18000	3603	33828	7967	
886 P RICO	238	858	238	858	

IMPORTS BY COMMODITIES AND COUNTRIES

57

Commodity and Country		MARCH 1961		JANUARY TO MARCH 1961		Class Number
		Quantity	Value (\$)	Quantity	Value (\$)	
UNDERWEAR N O P	990 U STATES	21531	24774	48420	51138	3906
		65534	38232	183629	91197	
	NO					
	1 U KINGDOM	78574	31028	177941	80320	
	54 FRANCE	1718	1518	3108	3035	
	55 GERMANY W	1098	452	1398	750	
	73 NETHRLNDS	28439	12992	48440	19657	
	76 NORWAY	198	151	414	320	
	82 SPAIN	289230	13756	354030	16944	
	86 SWITZRLND			322	308	
	516 HONG KONG	12000	1203	12000	1203	
559 JAPAN	72060	11533	245934	35068		
744 ARGENTINA			5000	921		
886 P RICO	126	433	222	686		
990 U STATES	87583	49551	209793	112659		
	571026	122617	1058602	271871		
SLEEPWEAR	NO					3909
	1 U KINGDOM	2805	7145	5711	15903	
	44 BELG LUX			84	121	
	54 FRANCE	24	208	142	1198	
	67 ITALY			340	1016	
	73 NETHRLNDS	842	494	964	709	
	516 HONG KONG	41877	33615	186189	118252	
	559 JAPAN			93229	39967	
	578 TAIWAN	2376	1482	44376	25975	
	990 U STATES	26760	41690	41617	71667	
		74684	84634	372652	274808	
BATHING SUITS EXCEPT KNITTED	NO					3910
	43 AUSTRIA			150	816	
	49 DENMARK			27	91	
	54 FRANCE	473	3497	692	4969	
	67 ITALY	24	215	136	865	
	86 SWITZRLND			14	102	
	355 ISRAEL	2869	13699	5331	24510	
	516 HONG KONG	7728	2799	7728	2799	
	559 JAPAN	2550	834	2852	1342	
	990 U STATES	7222	19253	9577	31361	
		20866	40297	26507	66855	
BLOUSES COTTON EXCEPT KNITTED	NO					3911
	1 U KINGDOM			100	75	
	43 AUSTRIA	649	1872	994	3293	
	54 FRANCE	18	81	24	171	
	55 GERMANY W	180	324	180	324	
	67 ITALY	2375	5199	5767	11739	
	86 SWITZRLND	848	3187	969	3766	
	516 HONG KONG	21540	7616	109915	42156	
	559 JAPAN	264821	97874	538807	203988	
	990 U STATES	6877	11088	19715	34125	
		297308	127241	676471	299637	
BLOUSES EXCEPT KNITTED N O P	NO					3912
	1 U KINGDOM	6	71	36	591	
	43 AUSTRIA	104	601	228	1216	
	54 FRANCE	40	507	70	715	
	67 ITALY	761	4877	1086	7001	
	86 SWITZRLND	42	346	42	346	
	516 HONG KONG			28077	8678	
	559 JAPAN	135562	52627	352554	131402	
	990 U STATES	3580	9257	10550	26534	
		140095	68286	392643	176483	
	OVERCOATS AND WINDBREAKERS	NO				
1 U KINGDOM		5585	72955	10439	163782	
43 AUSTRIA		77	2097	209	5364	
44 BELG LUX				23	468	
49 DENMARK		90	1343	90	1343	
54 FRANCE		198	7468	558	18243	
55 GERMANY W		2175	38242	3886	62510	
64 IRELAND		33	234	50	1074	
67 ITALY		13	380	66	2325	
73 NETHRLNDS		147	2527	801	16560	
76 NORWAY				24	103	
82 SPAIN	41	975	129	2639		
85 SWEDEN	364	7902	462	9629		
86 SWITZRLND	5	148	75	1451		
355 ISRAEL	1198	8748	2734	16123		
516 HONG KONG	16537	30884	37082	70991		
559 JAPAN	22650	53055	72064	204322		
990 U STATES	4504	32164	9650	71554		
	53617	259122	138342	648481		
DRESSES JUMPERS COT EXC KNIT	NO					3914
	1 U KINGDOM	1048	5162	1844	13924	
	43 AUSTRIA			2	50	
	53 FINLAND	7	80	93	813	
	54 FRANCE	1194	9120	1907	18911	
	55 GERMANY W			117	696	
	67 ITALY	1808	13183	2030	15838	
	73 NETHRLNDS	63	424	75	478	
	78 PORTUGAL			120	130	
	82 SPAIN	1047	1369	1095	1508	
	85 SWEDEN	42	396	57	534	
86 SWITZRLND	125	3105	236	6566		
516 HONG KONG	150	318	1110	1224		
559 JAPAN	576	310	19734	15101		
567 PHIL	12222	4556	21906	8964		
578 TAIWAN	1151	806	2871	2016		
990 U STATES	32437	134807	103749	362052		
	51870	173636	156946	448805		

IMPORTS BY COMMODITIES AND COUNTRIES

Commodity and Country	MARCH 1961		JANUARY TO MARCH 1961		Class Number
	Quantity	Value (\$)	Quantity	Value (\$)	
DRESSES JUMPERS SYNTH EXC KNIT	NO				3915
1 U KINGDOM	653	4301	1125	13698	
43 AUSTRIA	7	136	34	386	
44 BELG LUX	196	565	196	565	
54 FRANCE	75	4181	394	14057	
55 GERMANY W			36	212	
67 ITALY	73	1539	222	2011	
73 NETHRLNDS			21	106	
86 SWITZRLND	53	2654	111	5032	
516 HONG KONG	24	178	24	178	
559 JAPAN			1291	1583	
990 U STATES	25665	130030	70564	374693	
	26746	143584	74018	412521	
DRESSES JUMPERS EXC KNIT N O P	NO				3916
1 U KINGDOM	344	7533	1333	33246	
43 AUSTRIA	11	290	43	815	
54 FRANCE	248	29145	842	62620	
55 GERMANY W			3	125	
64 IRELAND			34	552	
67 ITALY	450	6356	972	18290	
85 SWEDEN	27	465	38	1047	
86 SWITZRLND	121	9337	503	33883	
516 HONG KONG	137	1016	282	2866	
559 JAPAN	1443	9655	2283	15425	
990 U STATES	7721	87309	22475	307902	
	10572	151106	28808	476771	
JACKETS SEPARATE	NO				3917
1 U KINGDOM	1048	20602	2324	37985	
43 AUSTRIA			15	224	
49 DENMARK	19	292	19	292	
55 GERMANY W	14	134	141	1588	
67 ITALY	161	3398	285	5025	
73 NETHRLNDS	4	156	20	630	
76 NORWAY	996	3937	1438	5745	
82 SPAIN	42	315	58	644	
85 SWEDEN	23	508	23	508	
86 SWITZRLND	11	190	47	912	
559 JAPAN	1696	6359	4147	13996	
990 U STATES	2254	16126	5202	38540	
	6268	52017	13719	106089	
OVERALLS	NO				3918
44 BELG LUX			125	354	
73 NETHRLNDS	306	747	406	998	
990 U STATES	2593	6607	6195	17347	
	2899	7354	6726	18699	
PANTS BREECHES MENS BOYS WOOL	NO				3919
1 U KINGDOM	3208	32221	11418	76278	
43 AUSTRIA			153	1890	
54 FRANCE			70	963	
55 GERMANY W	30	172	276	4220	
67 ITALY	482	2510	700	5000	
86 SWITZRLND	20	269	20	269	
277 POLAND	200	681	200	681	
288 YUGO SLAV	1008	3184	1008	3184	
355 ISRAEL	247	1663	280	1800	
559 JAPAN	3699	20053	6911	31679	
990 U STATES	2092	1640	3224	3529	
	10986	62393	24330	129493	
PANTS BREECHES MENS BOYS COTT	NO				3920
1 U KINGDOM	672	1242	818	2145	
54 FRANCE	18	146	54	358	
82 SPAIN			1996	4514	
86 SWITZRLND			27	296	
516 HONG KONG	256628	241724	417510	368637	
559 JAPAN	83208	63409	247661	189965	
578 TAIWAN	720	660	996	855	
990 U STATES	20628	51161	62904	150197	
	361874	358342	731966	716967	
PANTS BREECHES MENS BOYS N O P	NO				3921
1 U KINGDOM	60	514	306	2644	
73 NETHRLNDS	228	1240	228	1240	
76 NORWAY	1446	5554	1446	5554	
516 HONG KONG	6432	5546	69864	46958	
559 JAPAN	91752	94384	349662	356816	
990 U STATES	8350	26421	10342	34582	
	108268	133659	431848	447794	
RAINCOATS TEXTILE COATD IMPRGN	NO				3922
1 U KINGDOM	270	3202	555	6965	
67 ITALY	10	167	16	251	
76 NORWAY	120	501	264	1032	
85 SWEDEN	33	759	105	1984	
86 SWITZRLND	34	429	58	776	
516 HONG KONG	3026	11617	6234	25070	
559 JAPAN	23939	61010	75595	164647	
990 U STATES	1483	10153	5719	26615	
	28915	87838	88546	227340	
RAINCOATS N O P	NO				3923
44 BELG LUX			21	294	
49 DENMARK			3	85	
64 IRELAND	2718	4288	2718	4288	
76 NORWAY	72	395	72	395	
516 HONG KONG	2580	2571	6200	4558	
559 JAPAN	105895	51092	314429	154581	
990 U STATES	830	2088	2060	4525	
	112095	60434	325503	168726	

IMPORTS BY COMMODITIES AND COUNTRIES

Commodity and Country	MARCH 1961		JANUARY TO MARCH 1961		Class Number
	Quantity	Value (\$)	Quantity	Value (\$)	
SHIRTS COTTON EXCEPT KNITTED	NO				3924
1 U KINGDOM	1602	4044	3119	8099	
43 AUSTRIA			96	169	
54 FRANCE	28	109	166	1105	
55 GERMANY W			338	475	
67 ITALY	829	2912	1221	4047	
85 SWEDEN			120	407	
86 SWITZRLND	625	2258	1022	3929	
277 POLAND	2620	1659	6922	4481	
516 HONG KONG	45551	35318	217160	127462	
519 INDIA			240	465	
553 CHINA COM	25475	12503	56948	28924	
559 JAPAN	209973	131648	670994	416431	
578 TAIWAN	2421	855	4749	1662	
824 JAMAICA			71976	41554	
828 TRINIDAD			70	173	
990 U STATES	38482	66070	85214	156460	
	327606	257376	1120355	795843	
SHIRTS SYNT FIBRES EXC KNITTED	NO				3925
1 U KINGDOM	8	55	8	55	
44 BELG LUX	96	184	96	184	
67 ITALY	300	361	300	361	
86 SWITZRLNO	25	85	25	85	
516 HONG KONG	19479	14617	20079	15009	
559 JAPAN	126695	61555	342535	188297	
567 PHIL			1746	2328	
578 TAIWAN			5403	2156	
990 U STATES	5385	12043	14187	30697	
	151988	88900	384379	239172	
SHIRTS EXCEPT KNITTED N O P	NO				3926
1 U KINGDOM	86	461	316	2664	
54 FRANCE			20	123	
64 IRELAND			34	264	
67 ITALY	452	2531	1111	6732	
990 U STATES	373	2115	610	3903	
	911	5107	2091	13686	
SHORTS OUTERWEAR EXCPT KNITTED	NO				3927
1 U KINGDDM	399	1796	1285	5814	
54 FRANCE	48	252	48	252	
67 ITALY	126	580	144	711	
86 SWITZRLND			32	254	
516 HONG KONG	91370	38188	286225	100524	
559 JAPAN	50292	26590	128516	57034	
578 TAIWAN	20232	5140	27840	7123	
990 U STATES	6888	8782	13310	19184	
	169355	81328	457400	190896	
SKIRTS EXCEPT KNITTED	NO				3928
1 U KINGDOM	1004	8035	2437	16869	
54 FRANCE	61	739	88	1078	
59 GREECE			30	120	
64 IRELAND			52	511	
67 ITALY	632	3647	978	6498	
86 SWITZRLNO	35	235	63	430	
516 HONG KONG			10177	6062	
559 JAPAN	16811	11151	27143	21277	
614 AUSTRALIA			29	340	
864 GUATEMALA	256	882	256	882	
874 MEXICO			135	323	
990 U STATES	5610	14710	11144	35208	
	24409	39399	52532	89598	
SUITS FINE SLACK SPRT EXC KNIT	NO				3929
1 U KINGDOM	1121	41927	3656	138972	
43 AUSTRIA			8	141	
44 BELG LUX			6	156	
54 FRANCE	58	4216	563	24213	
55 GERMANY W			23	402	
59 GREECE	1	75	1	75	
64 IRELAND	27	1276	83	4168	
67 ITALY	81	1757	374	6933	
73 NETHRLNDS	150	3260	150	3260	
82 SPAIN			3	116	
85 SWEDEN	7	551	37	2486	
86 SWITZRLND	51	1194	253	7372	
355 ISRAEL	11	178	11	178	
516 HONG KONG	3	178	16	469	
559 JAPAN	3532	26259	7374	48913	
990 U STATES	4227	63504	8065	121165	
	9269	144375	20623	359019	
OUTERWR SETS WMN GIRLS EX KNIT	NO				3930
1 U KINGDOM	167	2679	754	14894	
43 AUSTRIA			35	454	
44 BELG LUX			108	294	
54 FRANCE	110	7417	356	16778	
67 ITALY	504	5020	847	11448	
85 SWEDEN			2	124	
86 SWITZRLNO	20	718	79	2406	
516 HONG KONG			5191	5031	
559 JAPAN	173041	138649	402766	247923	
578 TAIWAN			461	177	
990 U STATES	3550	16709	13156	51885	
	177392	171192	423755	351414	

IMPORTS BY COMMODITIES AND COUNTRIES

Commodity and Country	MARCH 1961		JANUARY TO MARCH 1961		Class Number
	Quantity	Value (\$)	Quantity	Value (\$)	
OUTERWEAR EXCEPT KNITTED N O P	N O				3939
1 U KINGDOM	6778	23913	18888	77994	
43 AUSTRIA	184	598	1022	5364	
44 BELG LUX	12849	11050	19705	17382	
54 FRANCE	8029	8488	20533	30801	
55 GERMANY W	1615	4071	13961	18545	
64 IRELAND			62	212	
67 ITALY	5784	12954	34464	31913	
73 NETHRLNDS	407	2422	1248	3032	
76 NORWAY	324	583	324	583	
78 PORTUGAL			12	71	
85 SWEDEN			10	294	
86 SWITZRLND	1778	3931	2998	7056	
246 CZECHO S			576	444	
355 ISRAEL	5	295	5	295	
516 HONG KONG	111920	57842	303141	138595	
519 INDIA	198	634	543	1117	
559 JAPAN	199896	120981	808326	410842	
578 TAIWAN	10372	6966	46188	26559	
990 U STATES	55585	114891	145730	251411	
	415724	369619	1417736	1022510	
SUITS AND DRESSES KNITTED	N O				3940
1 U KINGDOM	3159	43389	7924	112518	
43 AUSTRIA	554	7786	2236	31677	
44 BELG LUX	1383	4846	2344	9796	
49 DENMARK	32	478	188	2983	
54 FRANCE	4272	34122	9820	81534	
55 GERMANY W	691	4308	1017	8271	
67 ITALY	4794	52879	11044	124493	
86 SWITZRLND	654	13048	2137	48262	
355 ISRAEL	1543	13417	2443	24913	
559 JAPAN			16	255	
990 U STATES	7286	45939	14328	95613	
	24368	220212	53497	540315	
SWEATERS CARDIGANS KNIT WOOL	N O				3941
1 U KINGDOM	31930	154073	87384	376010	
43 AUSTRIA	411	4322	1354	13401	
44 BELG LUX	858	1028	2020	5926	
49 DENMARK	73	894	127	1583	
54 FRANCE	3883	10897	6233	22768	
55 GERMANY W	1681	5194	2688	15320	
64 IRELAND	102	484	152	1013	
67 ITALY	3847	23390	12830	66800	
73 NETHRLNDS	172	347	285	700	
76 NORWAY	183	1234	1884	8847	
82 SPAIN	15	50	1425	1404	
85 SWEDEN	192	1714	328	2914	
86 SWITZRLND	449	4069	1142	11033	
355 ISRAEL	148	826	1005	6983	
516 HONG KONG	285	2557	1059	5107	
559 JAPAN	8727	19310	9350	21237	
990 U STATES	2376	20939	4031	28979	
	55332	251328	133297	590025	
SWEATERS CARDIGANS KNIT SYNTH	N O				3942
1 U KINGDOM	1246	1282	3390	6702	
43 AUSTRIA	9	113	92	983	
44 BELG LUX	1443	1987	3468	4288	
54 FRANCE	56	341	631	3350	
55 GERMANY W	90	147	138	371	
67 ITALY			159	1016	
73 NETHRLNDS			216	183	
86 SWITZRLND			24	86	
559 JAPAN	18	60	4614	9921	
990 U STATES	4879	11204	20730	41078	
	7741	15134	33462	67978	
SWEATERS CARDIGANS KNITTED N O P	N O				3943
1 U KINGDOM	2674	4583	13194	33181	
43 AUSTRIA	332	3602	550	4212	
44 BELG LUX	1581	1596	1581	1596	
54 FRANCE	908	2437	1661	5592	
55 GERMANY W	1882	1138	2509	2850	
67 ITALY	604	4711	1424	8391	
73 NETHRLNDS	8212	5241	10178	7506	
76 NORWAY			5	51	
82 SPAIN	597	603	1821	1028	
85 SWEDEN	50	425	60	501	
86 SWITZRLND			71	354	
516 HONG KONG			612	377	
559 JAPAN	30576	7724	40708	10980	
990 U STATES	2445	8634	7549	16109	
	49861	40694	81923	92728	
SHIRTS AND SWEATSHIRTS KNITTED	N O				3944
1 U KINGDOM	56436	39903	88370	68282	
43 AUSTRIA	10	146	10	146	
44 BELG LUX	1114	1938	1114	1938	
54 FRANCE	347	348	1274	3395	
55 GERMANY W	439	1039	548	1207	
64 IRELAND	1080	535	1500	753	
67 ITALY	1659	6515	2112	9301	
82 SPAIN	12096	1851	56400	8224	
86 SWITZRLND	147	.651	2130	1457	
516 HONG KONG	24087	7615	173595	42628	
519 INDIA			12000	2711	
559 JAPAN	521666	125657	1757660	426146	
990 U STATES	47958	59878	144372	140882	
	667039	246076	2241085	707070	

IMPORTS BY COMMODITIES AND COUNTRIES

Commodity and Country	MARCH 1961		JANUARY TO MARCH 1961		Class Number
	Quantity	Value (\$)	Quantity	Value (\$)	
OUTERWEAR KNITTED N O P					3949
1 U KINGDOM	13103	32309	39871	111478	
43 AUSTRIA	1100	9384	2503	21134	
44 BELG LUX	9407	14325	17718	24728	
49 DENMARK	1068	3900	1097	4190	
54 FRANCE	3360	15695	6403	38307	
55 GERMANY W	3552	4013	9822	9299	
64 IRELAND			34	465	
67 ITALY	8448	35684	17601	82782	
73 NETHRLNDS	10342	9413	11796	10792	
76 NORWAY	7	56	181	691	
82 SPAIN	295	1236	1984	2387	
85 SWEDEN	21	129	39	490	
86 SWITZRLND	486	6313	1304	16512	
355 ISRAEL	20	131	121	1241	
516 HONG KONG	17856	6945	45118	17342	
559 JAPAN	3614	2282	66408	33694	
990 U STATES	49001	81419	89168	159960	
	121680	223234	311168	535492	
HOSIERY MENS AND BOYS WOOL					3950
DZ PR					
1 U KINGDOM	17780	108239	40732	246504	
55 GERMANY W			10	140	
64 IRELAND	10	55	55	202	
67 ITALY	180	1678	180	1678	
73 NETHRLNDS	31	166	65	417	
76 NORWAY	6	116	415	2596	
990 U STATES	23	165	250	1735	
	18030	110419	41707	253272	
HOSIERY MENS BOYS SYNTH FIBRES					3951
DZ PR					
1 U KINGDOM	3407	18191	8786	44823	
54 FRANCE	446	2764	1292	6466	
55 GERMANY W			106	421	
67 ITALY			150	559	
73 NETHRLNDS	124	549	124	549	
86 SWITZRLND			221	1903	
246 CZECHO S	650	2098	700	2268	
516 HONG KONG			75	276	
559 JAPAN	5750	12112	16300	35316	
990 U STATES	5955	25614	21569	88610	
	16332	61328	49323	181191	
HOSIERY MENS AND BOYS N O P					3952
DZ PR					
1 U KINGDOM	568	3349	1364	6001	
54 FRANCE	74	461	322	1762	
73 NETHRLNDS	99	379	164	579	
86 SWITZRLND			343	2958	
990 U STATES	12428	38138	24618	75916	
	13169	42327	26811	87216	
HOSIERY SEAMLESS OR FULL FASHN					3953
DZ PR					
1 U KINGDOM	2260	10618	6751	34654	
53 FINLAND			17	172	
54 FRANCE	38	239	512	3043	
55 GERMANY W	57	492	199	1430	
73 NETHRLNDS			150	837	
82 SPAIN	1548	4202	3838	10295	
559 JAPAN			6714	21992	
990 U STATES	15583	110254	26770	177717	
	19486	125805	44951	250140	
HOSIERY WOMENS AND GIRLS N O P					3954
DZ PR					
1 U KINGDOM	5014	18463	9331	36024	
54 FRANCE	275	1814	391	2606	
55 GERMANY W	90	438	201	1263	
76 NORWAY			78	346	
86 SWITZRLND			10	150	
277 POLAND	200	839	200	839	
559 JAPAN	75	235	708	4613	
990 U STATES	733	2812	1349	5290	
	6387	24601	12268	51131	
HOSIERY CHILDRENS AND INFANTS					3959
DZ PR					
1 U KINGDOM	18386	48894	40690	100775	
55 GERMANY W			58	388	
990 U STATES	10292	28458	38164	110918	
	28678	77352	78912	212081	
HATS WOMENS					3960
DZ					
1 U KINGDOM	973	15460	1249	26057	
43 AUSTRIA	17	1070	82	1951	
44 BELG LUX	11	1034	11	1034	
49 DENMARK	18	833	24	1086	
54 FRANCE	177	8325	390	19735	
55 GERMANY W	77	1780	134	2528	
67 ITALY	3407	25377	5868	42105	
86 SWITZRLND	91	5464	314	14892	
288 YUGO SLAV			31	439	
559 JAPAN	5279	11895	10315	23389	
824 JAMAICA	7271	171335	24	206	
990 U STATES	7271	171335	16651	415116	
	17321	242573	35093	548538	
HEADWEAR N O P					3969
DZ					
1 U KINGDOM	6456	44091	15115	104283	
43 AUSTRIA	230	2557	461	6279	
44 BELG LUX	211	2151	263	2464	
49 DENMARK	49	252	49	252	
54 FRANCE	4881	10124	8558	23380	
55 GERMANY W	2361	9500	7344	24804	
67 ITALY	1474	7658	5409	33588	

IMPORTS BY COMMODITIES AND COUNTRIES

Commodity and Country	MARCH 1961		JANUARY TO MARCH 1961		Class Number
	Quantity	Value (\$)	Quantity	Value (\$)	
76 NORWAY	58	576	58	576	
82 SPAIN	184	538	197	651	
86 SWITZRLND	816	10 427	2040	31 937	
516 HONG KONG	99	230	349	1244	
519 INDIA			5	58	
559 JAPAN	4 0829	62 560	18 1646	30 6410	
874 MEXICO	948	1319	960	1373	
990 U STATES	13 908	54 443	51 889	15 6304	
	72 504	206 426	274 343	693 603	
GLOVES AND MITTENS KNITTED	DZ PR				3970
1 U KINGDOM	225	2309	438	4272	
54 FRANCE	36	335	143	1956	
67 ITALY	407	1 425	754	2707	
516 HONG KONG	11 229	28 617	28 173	80 676	
553 CHINA COM	1 000	2 595	1 000	2 595	
559 JAPAN	13 095	45 608	25 334	83 583	
990 U STATES	1 456	7 139	4 211	19 913	
	27 448	88 028	60 053	195 702	
GLOVES MITTENS WOVN SYN FIBRES	DZ PR				3971
1 U KINGDOM	174	1 933	537	5 742	
19 MALTA	143	962	205	1 425	
43 AUSTRIA	195	1 333	195	1 333	
54 FRANCE	355	1 758	375	2 011	
55 GERMANY W	4 872	31 011	19 729	111 496	
67 ITALY	4 320	23 950	6 007	32 493	
246 CZECHO S	272	960	4 169	15 204	
516 HONG KONG	7 477	22 762	26 947	88 868	
553 CHINA COM	5 030	13 775	10 510	27 287	
559 JAPAN	20 556	70 371	56 145	182 658	
990 U STATES	1 016	7 101	1 978	16 610	
	44 410	175 916	126 797	485 127	
GLOVES AND MITTENS WOVN N O P	DZ PR				3972
1 U KINGDOM	152	1 459	1 651	15 273	
19 MALTA	606	6 743	621	6 954	
54 FRANCE	682	9 478	885	13 304	
55 GERMANY W	821	9 057	4 620	33 382	
67 ITALY	613	2 677	1 120	6 457	
246 CZECHO S			2 377	8 259	
516 HONG KONG	5 818	14 311	8 240	24 051	
559 JAPAN	9 863	17 960	22 460	47 643	
990 U STATES	1 756	7 603	3 863	18 881	
	20 311	69 288	45 837	174 204	
GLOVES AND MITTENS LEATHER	DZ PR				3973
1 U KINGDOM	507	11 010	2 048	3 7018	
44 BELG LUX	283	6 386	529	12 217	
54 FRANCE	1 389	43 673	4 823	14 7975	
55 GERMANY W	2 912	75 509	3 976	101 942	
67 ITALY	1 300	24 458	2 336	44 633	
73 NETHRLNOS	48	1 001	48	1 001	
246 CZECHO S	100	1 890	475	6 851	
559 JAPAN	75	815	232	1 579	
990 U STATES	102	1 720	273	5 969	
	6 716	166 462	14 740	35 9185	
GLOVES RUBBER	DZ PR				3974
1 U KINGDOM	1 791	5 697	10 496	33 445	
43 AUSTRIA			547	759	
54 FRANCE	42	110	232	695	
55 GERMANY W	37	158	47	215	
67 ITALY			53	179	
246 CZECHO S			1 733	2 284	
516 HONG KONG			410	924	
614 AUSTRALIA	520	1 240	1 186	4 364	
990 U STATES	13 087	41 461	36 433	124 134	
	15 477	48 666	51 137	166 999	
GLOVES WORK AND SPECL PURP NOP	DZ PR				3979
1 U KINGDOM	491	4 723	1 560	9 092	
67 ITALY			4	113	
516 HONG KONG			400	539	
559 JAPAN	2 424	9 538	3 312	11 888	
990 U STATES	1 4070	30 212	30 280	81 305	
	16 985	44 473	35 556	102 937	
FUR GOODS APPAREL	NO				3980
1 U KINGDOM	6	2 040	10	2 366	
54 FRANCE	6	1 419	6	1 419	
55 GERMANY W	2	111	4	281	
82 SPAIN			1	102	
744 ARGENTINA			1	275	
990 U STATES	294	35 882	757	83 563	
	308	39 452	779	88 006	
SAFETY HELMETS	NO				3987
1 U KINGDOM	240	310	838	1 980	
55 GERMANY W	236	1 108	2 536	6 523	
67 ITALY	500	640	500	640	
559 JAPAN			1 650	2 741	
990 U STATES	8 749	29 118	24 661	81 210	
	9 725	31 176	30 185	93 094	
SAFETY HELMET PARTS					3988
55 GERMANY W		2 941		5 229	
990 U STATES		27 541		64 118	
		30 482		69 347	
MISCELLANEOUS APPAREL N O P	NO				3989
1 U KINGDOM	160	2 469	2 005	9 816	
44 BELG LUX	3	134	13	340	
54 FRANCE	703	9 249	1 733	16 369	
55 GERMANY W	80	428	80	428	
73 NETHRLNDS	32	1 396	121	3 497	

IMPORTS BY COMMODITIES AND COUNTRIES

Commodity and Country	MARCH 1961		JANUARY TO MARCH 1961		Class Number
	Quantity	Value (\$)	Quantity	Value (\$)	
76 NORWAY	454	929	454	929	
355 ISRAEL	2484	11392	2484	11392	
559 JAPAN	318	619	332	797	
990 U STATES	2987	13492	8255	33131	
HANDKERCHIEFS COTTON	7221	40108	15477	76699	
DOZ					3990
1 U KINGDOM	14783	15336	46835	44205	
43 AUSTRIA	2600	3375	6202	8290	
55 GERMANY W	212	419	212	419	
73 NETHRLNDS	245	226	245	226	
86 SWITZRLND	7678	16067	30602	46406	
246 CZECHO S	1901	2439	4507	6232	
277 POLAND	520	561	1176	1472	
516 HONG KONG	19	51	2521	4345	
559 JAPAN	41867	25029	152638	84869	
990 U STATES	3364	6722	6709	12633	
HANDKERCHIEFS TEXTILE N O P	73189	70225	251647	209097	
DOZ					3991
1 U KINGDOM	9258	17480	30198	58658	
43 AUSTRIA	50	158	550	1939	
54 FRANCE	13	123	15	185	
67 ITALY	10	199	57	530	
86 SWITZRLND	1671	3447	2173	4915	
516 HONG KONG	3209	13914	6680	23226	
553 CHINA COM	36	638	36	638	
559 JAPAN	400	253	1500	849	
578 TAIWAN			70	159	
990 U STATES	77	269	200	783	
FOUNDATION GARMENTS	14724	36481	41479	91882	
NO					3992
1 U KINGDOM	654	420	851	1311	
54 FRANCE	333	907	333	907	
55 GERMANY W	5023	15395	7002	20798	
73 NETHRLNDS			56	201	
516 HONG KONG	15960	2155	112540	14596	
559 JAPAN	84570	20968	283738	70189	
614 AUSTRALIA			28	108	
815 BERMUDA	154	989	352	2165	
824 JAMAICA	8127	6407	19653	13407	
828 TRINIDAD	1200	697	6642	5815	
990 U STATES	45196	83883	153706	208438	
HANDBAGS WALLETS COIN PURSES	161217	131821	584901	337935	
DOZ					3993
1 U KINGDOM	2966	63479	6417	140549	
43 AUSTRIA	102	2045	121	3248	
44 BELG LUX	73	1959	148	4865	
49 DENMARK	18	402	18	402	
54 FRANCE	400	15797	825	33324	
55 GERMANY W	530	5004	2272	16157	
64 IRELAND	23	2102	23	2102	
67 ITALY	1684	42109	3512	74831	
73 NETHRLNDS	489	5531	528	6191	
82 SPAIN	111	3731	137	4594	
86 SWITZRLND	57	765	87	1427	
258 GERMANY E			2	159	
473 MOROCCO	90	1022	90	1022	
516 HONG KONG	2263	5867	3425	8365	
559 JAPAN	12161	79425	33540	214259	
614 AUSTRALIA			83	168	
622 NEW ZEAL			9	207	
744 ARGENTINA			8	362	
824 JAMAICA	13	267	25	490	
874 MEXICO	434	10497	998	24177	
990 U STATES	26346	366254	66210	908765	
UMBRELLAS PARASOLS AND PARTS	47760	606256	118478	1445664	
DOZ					3994
1 U KINGDOM	12	662	28	1575	
44 BELG LUX	8	398	8	398	
55 GERMANY W	4	452	17	5296	
67 ITALY	34	1867	38	4591	
516 HONG KONG	600	1206	1234	3026	
559 JAPAN	830	8625	6447	28133	
990 U STATES	263	35119	453	136515	
APPAREL ACCESSORIES N D P	1751	48329	8225	179534	
DOZ					3999
1 U KINGDOM		27695		59747	
43 AUSTRIA		2350		3222	
44 BELG LUX		863		1467	
54 FRANCE		13997		29605	
55 GERMANY W		30362		69345	
64 IRELAND		282		536	
67 ITALY		8406		15018	
73 NETHRLNDS		440		1786	
78 PORTUGAL		91		159	
82 SPAIN				78	
85 SWEDEN				335	
86 SWITZRLND		6834		11197	
355 ISRAEL		87		1448	
516 HONG KONG		11053		23505	
559 JAPAN		17896		66498	
824 JAMAICA		215		441	
867 HAITI				144	
874 MEXICO		76		1873	
990 U STATES		126658		365593	
		247305		651997	

IMPORTS BY COMMODITIES AND COUNTRIES

Commodity and Country	MARCH 1961		JANUARY TO MARCH 1961		Class Number
	Quantity	Value (\$)	Quantity	Value (\$)	
<u>GROUP 4</u>					
WOOD WOOD PRODUCTS AND PAPER					
CANE REED OR RATTAN					4002
55 GERMANY W		2329		2329	
516 HONG KONG				2391	
524 MALAYA				454	
559 JAPAN		138		138	
567 PHIL		678		678	
990 U STATES		397		981	
		3542		6971	
OSIERS WILLOWS AND BAMBOOS					4003
1 U KINGDOM		562		562	
559 JAPAN		1153		1442	
990 U STATES		94		1890	
		1809		3894	
CORKWOOD UNMANUFACTURED					4011
78 PORTUGAL				338	
82 SPAIN				791	
990 U STATES		2431		5155	
		2431		6284	
HICKORY BILLETS					4022
990 U STATES				13815	
				13815	
POLES TELEGRAPH AND PILING					4024
990 U STATES	NO				
	4936	86703	13909	229478	
	4936	86703	13909	229478	
RAILWAY TIES					4025
990 U STATES	NO				
	21778	96704	28645	131663	
	21778	96704	28645	131663	
LOGS ROUND UNMANUFACTURED NOP					4026
990 U STATES	M FT				
	18805	1050461	90233	4776777	
	18805	1050461	90233	4776777	
HANDLE SHINGLE BOLTS FELLOES					4032
990 U STATES		3993		15399	
		3993		15399	
HUB LAST WAGON CAR GUN BLOCKS					4033
990 U STATES		63556		204714	
		63556		204714	
TEAK AMARANTH TROPICAL WOODS					4041
1 U KINGDOM		1207		1207	
414 GHANA				12938	
519 INDIA				1838	
524 MALAYA		2526		2526	
545 BURMA				6670	
559 JAPAN				127	
614 AUSTRALIA				3250	
755 CHILE				498	
763 ECUADOR				505	
855 DOM REP				743	
864 GUATEMALA				3183	
990 U STATES		3859		33173	
		7592		66658	
ASH WHITE					4042
990 U STATES	M FT				
	150	20392	320	53475	
	150	20392	320	53475	
CEDAR					4043
990 U STATES	M FT				
	246	34012	674	89555	
	246	34012	674	89555	
FIR					4045
990 U STATES	M FT				
	3825	321730	10370	876750	
	3825	321730	10370	876750	
GUMWOOD					4046
990 U STATES	M FT				
	29	3391	74	10273	
	29	3391	74	10273	
HEMLOCK					4047
990 U STATES	M FT				
	520	27770	1336	72979	
	520	27770	1336	72979	
HICKORY					4048
990 U STATES	M FT				
	2	162	10	1017	
	2	162	10	1017	
MAHOGANY					4049
990 U STATES	M FT				
	11	2106	86	15392	
414 GHANA				161816	
559 JAPAN		69134	1086	27578	
567 PHIL		3396	188	15318	
578 TAIWAN		12700	94	20769	
758 COLOMBIA		851	130	12559	
817 B HOND		12559	36	143689	
990 U STATES		66912	574	397121	
	263	167658	2194	397121	
	863	167658	2194	397121	
OAK					4050
990 U STATES	M FT				
	3903	485100	11768	1430362	
	3903	485100	11768	1430362	
PINE SOUTHERN YELLOW OR PITCH					4051
990 U STATES	M FT				
	247	36447	566	93634	
	247	36447	566	93634	
PINE WHITE OR OTHER N O P					4052
752 BRAZIL				30	
990 U STATES				3638	
	1587	154383	4465	431837	
	1587	154383	4495	435475	
POPLAR					4053
990 U STATES	M FT				
	137	18531	300	43840	
	137	18531	300	43840	

IMPORTS BY COMMODITIES AND COUNTRIES

Commodity and Country	MARCH 1961		JANUARY TO MARCH 1961		Class Number
	Quantity	Value (\$)	Quantity	Value (\$)	
REDWOOD	M FT				4054
990 U STATES	1576	254957	3518	558843	
	1576	254957	3518	558843	
WALNUT	M FT				4055
990 U STATES	552	173898	1354	460951	
	552	173898	1354	460951	
LUMBER AND TIMBER HARDWOOD N O P	M FT				4056
990 U STATES	1995	198653	5036	547075	
	1995	198653	5036	547075	
LUMBER AND TIMBER N O P	M FT				4057
990 U STATES	382	28694	1062	79921	
	382	28694	1062	79921	
HARDWOOD FLOORING	M FT				4058
1 U KINGDOM			1	452	
559 JAPAN			6	2267	
990 U STATES	811	110287	2190	305087	
	811	110287	2197	307806	
PINE PONDEROSA AND SUGAR	M FT				4059
990 U STATES	2055	222677	6121	643606	
	2055	222677	6121	643606	
PLYWOOD HARDWOOD	SQ FT				4067
1 U KINGDOM	6133	552	6133	552	
53 FINLAND			4278	751	
54 FRANCE	51400	4467	93103	8661	
55 GERMANY W			31473	4841	
67 ITALY			2078	248	
73 NETHRLNDS	84225	11299	128251	17839	
82 SPAIN	26363	2011	47105	4046	
277 POLAND			33831	999	
454 FR EQ AFR			198837	12039	
559 JAPAN	2721025	197849	9887894	698530	
578 TAIWAN	878473	45954	2182055	113392	
990 U STATES	477844	71598	1131861	167764	
	4245463	333730	13746899	1029662	
PLYWOOD SOFTWOOD	SQ FT				4069
449 CONGO			48000	2401	
990 U STATES	250229	18878	870752	66834	
	250229	18878	918752	69235	
LATHS	M				4071
SHINGLES OF WOOD	RF SQ				4074
990 U STATES	1525	8031	1835	11096	
	1525	8031	1835	11096	
VENEERS OF ROSEWOOD ETC					4075
54 FRANCE		5311		10764	
55 GERMANY W		15073		32340	
449 CONGO		10092		26793	
559 JAPAN		669		669	
567 PHIL		4442		13657	
990 U STATES		37966		134255	
		73553		218478	
VENEERS OF WOOD N O P					4076
44 BELG LUX		8753		16003	
49 DENMARK				2831	
55 GERMANY W		5418		28965	
449 CONGO		25489		82840	
559 JAPAN		3215		6526	
990 U STATES		150455		460366	
		193330		597531	
VENEERS OF WOOD TAPED JOINTED					4077
545 BURMA				9354	
559 JAPAN				709	
990 U STATES		4996		39922	
		4996		49985	
VENEERS AUSTRALIAN BLACKWOOD					4078
990 U STATES		2883		17413	
		2883		17413	
PLYWOOD FACED WITH METAL					4079
55 GERMANY W				5464	
990 U STATES		3516		6608	
		3516		12072	
PULPWOOD	CORD				4083
990 U STATES	23824	436692	120381	2113308	
	23824	436692	120381	2113308	
SAWDUST AND WOOD FLOUR					4084
990 U STATES		32488		104436	
		32488		104436	
WOOD UMANUFACTURED N O P					4085
990 U STATES		7776		9188	
		7776		9188	
BARRELS EMPTY	NO				4091
54 FRANCE	14	56	14	56	
990 U STATES	25294	88819	67749	220527	
	25308	88875	67763	220583	
STAVES OAK SAWN SPLIT OR CUT	M				4094
990 U STATES	268	74324	724	251540	
	268	74324	724	251540	
STAVES N O P	M				4097
990 U STATES	8	1034	103	6844	
	8	1034	103	6844	
HOOPS HEADS AND LINERS OF WOOD					4099
990 U STATES		19095		80316	
		19095		80316	
CORK SLABS BOARDS TILES N O P					4101
1 U KINGDOM				1482	
49 DENMARK		3452		7051	

IMPORTS BY COMMODITIES AND COUNTRIES

Commodity and Country	MARCH 1961		JANUARY TO MARCH 1961		Class Number
	Quantity	Value (\$)	Quantity	Value (\$)	
78 PORTUGAL		560		3615	
82 SPAIN		3022		53161	
990 U STATES		3105		14086	
CORKS THREE FOURTHS IN OR LESS		10139		79395	
78 PORTUGAL	LB		1110	2767	4102
82 SPAIN			234	1066	
990 U STATES	27	63	275	469	
CORKS OVER THREE FOURTHS INCH	27	63	1619	4302	
1 U KINGDOM	LB		475	660	4103
78 PORTUGAL	5989	6440	12855	14080	
990 U STATES	1480	1447	3644	3851	
CORK SLABS BOARDS FOR MFRS	7469	7887	16974	18591	
78 PORTUGAL		79484		230604	4104
82 SPAIN		4750		19231	
990 U STATES		47284		129280	
MANUFACTURES OF CORKWOOD N O P		131518		379115	
1 U KINGDOM		1696		7997	4105
73 NETHRLNDS		1958		10476	
78 PORTUGAL		1910		4938	
990 U STATES		2859		11277	
BILLETS OF WOOD FOR BATS		8423		34688	
990 U STATES		9799		19806	4112
WOOD HANDLES FOR AGRIC IMPL		9799		19806	
990 U STATES		30106		73246	4114
HANDLES OF WOOD N O P		30106		73246	
1 U KINGDOM		240		318	4118
55 GERMANY W		711		349	
85 SWEDEN		148		1180	
559 JAPAN		21233		975	
990 U STATES		22332		69985	
SHAFTS OR HEADS FOR GOLF CLUBS		4193		17788	4119
990 U STATES		4193		17788	
LASTS OF WOOD		2160		102	4120
55 GERMANY W		2160		8175	
990 U STATES		2160		8277	
SULPHITE PULP BL DISSOLVING	CWT	15090	40482	375643	4130
990 U STATES	15090	139049	40482	375643	
SULPHITE PULP UNBLEACHED	CWT	44361	134656	814009	4132
990 U STATES	44361	253334	134656	814009	
SULPHITE PULP BLEACHED N O P	CWT	8845	40884	252671	4133
990 U STATES	8845	53907	40884	252671	
SULPHATE OR KRAFT PULP	CWT	22623	75819	563419	4134
990 U STATES	22623	169674	75819	563419	
WOOD PULP MECHANICAL	CWT		875	5811	4135
990 U STATES			875	5811	
PULP OF STRAW OR VEG FIBRE N O P	CWT		22	557	4136
1 U KINGDOM					
990 U STATES	10855	84741	31859	279084	
BOBBINS SHUTTLES AND SPOOLS		84741	31881	279641	
1 U KINGDOM		2686		2997	4141
55 GERMANY W		26530		219	
990 U STATES		29216		52962	
CASKETS COFFINS AND METAL PTS		58051		56178	
990 U STATES		58051		143929	4142
CHARCOAL MADE FROM WOOD	TON			143929	
990 U STATES	656	62060	1123	104849	4143
CHURNS N O P WASHBOARDS		656	1123	104849	
1 U KINGDOM		311		1076	4144
49 DENMARK		267		346	
55 GERMANY W		267		267	
85 SWEDEN		397		461	
288 YUGO SLAV		1116		501	
990 U STATES		2091		5654	
CLOTHES PINS AND PARTS	GROSS			8305	
49 DENMARK	6000	1762	9950	3223	4145
67 ITALY	1440	430	1440	430	
73 NETHRLNDS	1000	538	7500	2877	
85 SWEDEN	4100	1345	10350	3343	
CRUTCHES OR STAFFS	12540	4075	29240	9873	
55 GERMANY W		155		155	4146
990 U STATES		2656		9651	
DOORS WOOD 6 FT X 2 FT OR OVER		2811		9806	
1 U KINGDOM	NO	972	972	4166	4148
578 TAIWAN	80	4166	1080	8756	
		752			

IMPORTS BY COMMODITIES AND COUNTRIES

Commodity and Country	MARCH 1961		JANUARY TO MARCH 1961		Class Number
	Quantity	Value (\$)	Quantity	Value (\$)	
990 U STATES	1155	30218	2518	69111	
FIBRE AND MANUFACTURES	2207	35136	4570	82033	4150
1 U KINGDOM		627		1235	
55 GERMANY W		301		1155	
85 SWEDEN				1715	
258 GERMANY E				706	
990 U STATES		72350		263137	
FURNITURE MAINLY OF WOOD		73278		267948	4151
1 U KINGDOM		15995		44641	
43 AUSTRIA				441	
44 BELG LUX		1916		2607	
49 DENMARK		69715		206255	
53 FINLAND				87	
54 FRANCE		3305		10988	
55 GERMANY W		16939		34999	
67 ITALY		12152		28739	
73 NETHRLNDS		3785		11045	
76 NORWAY		4716		16083	
78 PORTUGAL		612		1948	
82 SPAIN				1228	
85 SWEDEN		9698		61592	
86 SWITZRLND		77		846	
246 CZECHO S				7509	
262 HUNGARY				673	
277 POLAND		1204		10524	
288 YUGO SLAV		4929		20591	
385 UAR EGYPT				541	
473 MOROCCO				70	
516 HONG KONG		34500		54525	
519 INDIA		352		1237	
553 CHINA COM		148		148	
559 JAPAN		8746		35761	
774 PERU				160	
824 JAMAICA				3760	
874 MEXICO		119		624	
990 U STATES		744772		1998275	
MATCHES OF WOOD		933767		2555897	4152
1 U KINGDOM				788	
55 GERMANY W				386	
67 ITALY		373		960	
73 NETHRLNDS		418		418	
85 SWEDEN				16399	
246 CZECHO S				488	
277 POLAND				358	
559 JAPAN				82	
990 U STATES		2799		7017	
MOULDINGS OF WOOD		3590		26896	4153
55 GERMANY W		175		486	
73 NETHRLNDS		423		741	
990 U STATES		2756		30121	
SKIS RACQUETS AND FRAMES BATS		3354		31348	4154
1 U KINGDOM		5237		25258	
43 AUSTRIA		6529		26736	
44 BELG LUX		3583		4310	
49 DENMARK				620	
53 FINLAND				526	
54 FRANCE		368		906	
55 GERMANY W		1399		36647	
67 ITALY				2262	
73 NETHRLNDS		9057		9057	
76 NORWAY				1844	
85 SWEDEN				2055	
86 SWITZRLND		1549		5689	
288 YUGO SLAV		126		5510	
516 HONG KONG		157		157	
527 PAKISTAN		790		1295	
559 JAPAN		24834		83445	
614 AUSTRALIA		3432		5382	
990 U STATES		23209		87401	
WINDOW SASH OF WOOD		80270		299100	4155
990 U STATES		32715		61099	
WOOD BOXES CRATES AND SHOOKS		32715		61099	4156
1 U KINGDOM		1797		92989	
55 GERMANY W				176	
67 ITALY				99	
82 SPAIN		180		180	
559 JAPAN				1320	
990 U STATES		15130		163052	
MANUFACTURES OF WOOD		17107		257816	4157
1 U KINGDOM		5966		27786	
44 BELG LUX		410		410	
49 DENMARK		3026		5390	
54 FRANCE		1279		4650	
55 GERMANY W		7699		17047	
67 ITALY		3980		7639	
73 NETHRLNDS				269	
76 NORWAY		223		1342	
82 SPAIN				541	

IMPORTS BY COMMODITIES AND COUNTRIES

Commodity and Country	MARCH 1961		JANUARY TO MARCH 1961		Class Number
	Quantity	Value (\$)	Quantity	Value (\$)	
85 SWEDEN		1814		7455	
86 SWITZRLND				79	
246 CZECHO S		1300		2773	
277 POLAND				2169	
287 U S S R		8807		13932	
288 YUGO SLAV		924		7717	
355 ISRAEL		59		59	
415 KENYA		348		348	
513 CEYLON		820		820	
516 HONG KONG		2068		5595	
519 INDIA		77		355	
527 PAKISTAN				90	
559 JAPAN		54808		119220	
578 TAIWAN		9165		15748	
614 AUSTRALIA				145	
777 SURINAM				7217	
874 MEXICO		129		458	
990 U STATES		356186		958739	
		459088		1207993	
BOWLS TRAYS AND DISHES OF WOOD					4158
1 U KINGDOM		81		155	
49 DENMARK		520		1702	
55 GERMANY W				1701	
67 ITALY		511		903	
85 SWEDEN				1156	
288 YUGO SLAV				503	
415 KENYA		51		51	
516 HONG KONG		122		321	
519 INDIA				68	
559 JAPAN		23573		44933	
990 U STATES		3432		10958	
		28290		62451	
PLAYING CARD STOCK	LB				4159
CARD STOCK BRISTOL BOARD N O P	LB				4161
1 U KINGDOM			500	117	
55 GERMANY W			6980	4611	
73 NETHRLNDS			9573	1561	
990 U STATES		316532	1070646	214136	
		316532	1087699	220425	
CHIPBOARD NEWS BOARD	LB				4162
44 BELG LUX		10148	10148	1827	
990 U STATES		3149835	8615935	753949	
		3159983	8626083	755776	
LEATHER BOARD LEATHEROID MFRS	LB				4163
1 U KINGDOM		41768	67779	11821	
54 FRANCE		59945	71578	15196	
67 ITALY			6038	2678	
990 U STATES		3542	37012	10969	
		105255	182407	40664	
MILLBOARD AND BINDERS BOARD	LB				4164
1 U KINGDOM			7526	1224	
990 U STATES		332348	954001	87357	
		332348	961527	88581	
PULPBOARD FOR MFR OF WALLBOARD	LB				4165
990 U STATES		4799234	10102937	460679	
		4799234	10102937	460679	
PULPBOARD TO WRAP ROLLS PAPER	LB				4166
990 U STATES		226219	2048785	159666	
		226219	2048785	159666	
HARDBOARD	LB				4168
53 FINLAND		197091	717132	28574	
76 NORWAY		34398	34398	1021	
85 SWEDEN		187654	558064	20908	
990 U STATES		189408	301237	45189	
		608551	1610831	95692	
BUILDING AND INSULATING BOARD	LB				4169
76 NORWAY		168103	168103	5862	
990 U STATES		642433	2237836	251167	
		810536	2405939	257029	
PULPBOARD OTHER FIBREBOARD N O P	LB				4170
1 U KINGDOM		1886	10431	2285	
49 DENMARK			1709	258	
990 U STATES		1082101	2687091	497242	
		1083987	2699231	499785	
ELECTRIC INSULATING PRESSBOARD	LB				4171
1 U KINGDOM		9630	22038	5047	
85 SWEDEN		20854	54708	9423	
86 SWITZRLND			7000	1297	
990 U STATES		65992	232429	59437	
		96476	316175	75204	
ROOFING FELT NOT COATED	LB				4172
990 U STATES		1037460	2577170	80988	
		1037460	2577170	80988	
PRESSBOARD N O P	LB				4173
1 U KINGDOM			307	86	
85 SWEDEN			4990	719	
990 U STATES		251964	782453	122919	
		251964	787750	123724	
SHOEBOARDS	LB				4174
1 U KINGDOM		56719	79201	12110	
44 BELG LUX		57713	191800	37419	
55 GERMANY W			15750	3011	
990 U STATES		194665	371060	110058	
		309097	657811	162598	

IMPORTS BY COMMODITIES AND COUNTRIES

Commodity and Country	MARCH 1961		JANUARY TO MARCH 1961		Class Number
	Quantity	Value (\$)	Quantity	Value (\$)	
PAPERBOARD FOR SHOEBOARDS 990 U STATES	LB 96063	15260	203767	33012	4175
GYP SUM BOARD LATH ROCK LATH 990 U STATES	LB 1814	59	71497	1732	4176
LINER BOARD 990 U STATES	LB 1657765	102605	3713237	238314	4177
CORRUGATING CONTAINR BOARD NOP 990 U STATES	LB 1657765	102605	3713237	238314	4178
SOLID BLEACHED BOARD 990 U STATES	LB 1770134	90209	5107282	271347	4180
BOOK PAPER FOR PERIODICALS 990 U STATES	LB 2399615	251601	5210421	543504	4181
BOOK PRINTING LITHO PAPER NOP 1 U KINGDOM 67 ITALY 990 U STATES	LB 194111	19433	390310	42465	4182
BOOK PRINTING PAPER COATED NOP 1 U KINGDOM 990 U STATES	LB 5956	1815	12072	4846	4183
COATED PAPERS FOR PERIODICALS 85 SWEDEN 443 ALGERIA 990 U STATES	LB 347055	83227	894693	216674	4184
COVER PAPERS NOT PASTED COATED 1 U KINGDOM 990 U STATES	LB 353011	85042	907236	221728	4185
COVER PAPERS PASTED COATED 1 U KINGDOM 990 U STATES	LB 11426	1782	11426	1782	4186
SURFACE COATED PAPER N D P 1 U KINGDOM 55 GERMANY W 990 U STATES	LB 390990	119876	1299978	399680	4187
CARBON PAPER 1 U KINGDOM 43 AUSTRIA 54 FRANCE 990 U STATES	LB 402416	121658	1311404	401462	4188
WAXED PAPER FOR WRAPPING 1 U KINGDOM 990 U STATES	LB 20359	2911	20359	2911	4190
GREASEPROOF AND GLASSINE PAPER 990 U STATES	LB 597925	80163	1642526	223254	4191
TISSUE WRAPPING PAPER 990 U STATES	LB 618284	83074	1668394	227166	4192
VEGETABLE PARCHMENT PAPER 1 U KINGDOM 990 U STATES	LB 5332	2552	15501	8383	4193
WRAPPING PAPER KRAFT 990 U STATES	LB 72839	17713	156882	41419	4195
WRAPPING PAPER OILED COATED 990 U STATES	LB 78171	20265	172383	49802	4196
WRAPPING PAPER ALL KINDS N O P 1 U KINGDOM 53 FINLAND 76 NORWAY 990 U STATES	LB 5038	2770	11695	5020	4197
DUPLEX BACKING PAPER 990 U STATES	LB 43026	17356	133073	47439	4198
WRAPPER SHEETS AND HEADS 990 U STATES	LB 48064	20126	144768	52459	4200
BOND AND LEDGER PAPERS UNCUT 1 U KINGDOM 67 ITALY 76 NORWAY 990 U STATES	LB 67704	38953	156305	88627	4201
ENVELOPES 1 U KINGDOM 55 GERMANY W 67 ITALY 85 SWEDEN 990 U STATES	LB 707	1318	1229	1685	4202
	M 255735	202299	777374	513144	
	M 324146	242570	934908	603456	
	M 3533	4533	15846	14585	
	M 741	590	1941	1527	
	M 226	315	350	450	
	M 77677	44633	171118	103131	
	M 82177	50071	189255	119693	
	M 2914	1706	2914	1706	
	M 182898	53019	335666	112088	
	M 185812	54725	338580	113794	
	M 42226	13319	87870	28478	
	M 42226	13319	87870	28478	
	M 37162	8355	67388	14482	
	M 37162	8355	67388	14482	
	M 8410	1847	20703	4623	
	M 2966	898	21442	7809	
	M 11376	2745	42145	12432	
	M 315991	32648	945740	110253	
	M 315991	32648	945740	110253	
	M 100114	32362	401331	121589	
	M 100114	32362	401331	121589	
	M 584	256	24998	4681	
	M 71339	7780	233069	25147	
	M 59129	13154	38412	4285	
	M 131052	21190	209010	52348	
	M 63044	32920	185365	97203	
	M 63044	32920	185365	97203	
	M 65814	6304	236021	28338	
	M 65814	6304	236021	28338	
	M 186	96	1394	900	
	M		6863	2795	
	M		1586	1543	
	M		845656	130973	
	M 257163	40182	855499	136211	
	M 252	523	281	862	
	M		10	82	
	M		475	3907	
	M		290	846	
	M 7114	28464	16639	80227	
	M 7366	28987	17695	85924	

IMPORTS BY COMMODITIES AND COUNTRIES

Commodity and Country	MARCH 1961		JANUARY TO MARCH 1961		Class Number
	Quantity	Value (\$)	Quantity	Value (\$)	
ONION SKIN AND MANIFOLD PAPER 1 U KINGDOM 990 U STATES	LB 990 110618 111608	504 59768 60272	13949 254214 268163	4352 143610 147962	4203
BOXED PAPER AND PAPETERIES 1 U KINGDOM 55 GERMANY W 86 SWITZRLND 990 U STATES	LB 7687 29585 37272	4956 22777 27733	9252 1049 88 100623 111012	5845 886 55 74687 81473	4204
WASTE PAPER 990 U STATES	CWT 65232 65232	154737 154737	186234 186234	455648 455648	4209
ELECTRIC CABLE INSULATG PAPER 1 U KINGDOM 67 ITALY 990 U STATES	LB 96810 96810	50917 50917	10358 14522 448917 473797	2136 2175 215876 220187	4210
PHOTOGRAPHERS PAPERS 1 U KINGDOM 44 BELG LUX 54 FRANCE 55 GERMANY W 67 ITALY 86 SWITZRLND 990 U STATES		19357 159576 757 9121 5186 313821 507818		50453 378406 2445 88174 10517 3647 933818 1467460	4211
BLOTTING PAPER NOT PRINTED 1 U KINGDOM 990 U STATES	LB 4907 32031 36938	1378 11791 13169	4907 108079 112986	1378 32152 33530	4212
CIGARETTE PAPER UNGUMMED 990 U STATES	LB 246709 246709	118173 118173	806333 806333	378049 378049	4213
CIGARETTE PAPERS IN PACKETS 54 FRANCE 990 U STATES	M 500	8189	1900	34139 328	4215
CREPE PAPER DECORATIVE ROLLS 1 U KINGDOM 990 U STATES	LB 8838	1424	8838 467	1424 301	4216
GUMMED PAPER 1 U KINGDOM 55 GERMANY W 990 U STATES	LB 12924 94600 107524	3907 48884 52791	17873 340 455970 474183	5772 139 187361 193272	4217
HANGINGS DR WALL PAPER 1 U KINGDOM 54 FRANCE 559 JAPAN 990 U STATES	LB 5575 1798 100115 107488	1511 2678 47459 51648	23256 53 5644 282258 311211	7977 265 7538 136838 152618	4218
PAPER FOR SHOT SHELLS GUN WADS 990 U STATES	LB 64978 64978	17422 17422	109450 109450	33535 33535	4219
PAPIERMACHE WARE N O P 1 U KINGDOM 55 GERMANY W 559 JAPAN 990 U STATES	LB 480 34383 34863	129 8401 8530	1928 655 1785 74087 78455	790 568 458 21617 23433	4220
PAPER DECALCOMANIA 1 U KINGDOM 990 U STATES	LB 8361 7965 16326	2998 3356 6354	11979 14734 26713	4370 8637 13007	4222
PAPER MATRIX FOR PRINTING 73 NETHRLNDS 990 U STATES	LB 113515 113515	56668 56668	172 306144 306316	155 150736 150891	4223
PAPER MATTING 990 U STATES	LB 26896 26896	13606 13606	61956 61956	32941 32941	4224
PAPER PHOTO BARYTA COATED 1 U KINGDOM 990 U STATES	LB 274357 274357	112774 112774	668 691838 692506	858 293990 294848	4225
SHINGLES OF PAPER OR FELT	LB				4226
ROOFING SHEATHING PAPER PREPRD 1 U KINGDOM 990 U STATES	LB 3340 412504 415844	377 34038 34415	11690 1171095 1182785	1303 103928 105231	4227
TISSUE PAPER N O P 1 U KINGDOM 990 U STATES	LB 128 128938 129066	73 21927 22000	508 432646 433154	368 72014 72382	4228
TOILET PAPER 1 U KINGDOM 990 U STATES	LB 188004 188004	23971 23971	699473 699251 699724	101 81832 81933	4229
TOWELS AND NAPKINS PLAIN 990 U STATES	LB 74493 74493	15943 15943	197428 197428	41781 41781	4230
WAXED STENCIL PAPER 1 U KINGDOM	LB 2573	1949	80167	76251	4231

IMPORTS BY COMMODITIES AND COUNTRIES

Commodity and Country	MARCH 1961		JANUARY TO MARCH 1961		Class Number
	Quantity	Value (\$)	Quantity	Value (\$)	
43 AUSTRIA	3649	1687	9558	4312	
49 DENMARK	1800	1053	7251	4997	
55 GERMANY W			929	621	
990 U STATES	4143	4965	12920	15331	
ALL KINDS OF PAPER N O P	12165	9654	110825	101512	4232
1 U KINGDOM	3308	1050	82168	12035	
44 BELG LUX			24057	1964	
55 GERMANY W	187	128	187	128	
67 ITALY			200	143	
73 NETHRLNDS	1155	216	5254	967	
559 JAPAN	1147	1247	1860	1517	
578 TAIWAN			635	1365	
990 U STATES	750812	274837	2192823	827269	
ABSORB TISSUE WADDNG STOCK NOP	756609	277478	2307184	845388	4234
990 U STATES	249472	53891	421824	93272	
PAPER NAPKINS N O P	249472	53891	421824	93272	4235
1 U KINGDOM	934	688	6312	3267	
43 AUSTRIA	429	197	1461	624	
49 DENMARK	6976	3280	14041	6560	
55 GERMANY W			9073	5249	
559 JAPAN	501	410	501	410	
990 U STATES	46536	17695	106745	44971	
CARBONIZING TISSUE PAPER	55376	22270	138133	61081	4236
1 U KINGDOM	15699	11969	71166	49931	
990 U STATES	220495	60903	798498	190247	
CABLE INSULATING PAPER N O P	236194	72872	869664	240178	4237
67 ITALY	11897	1781	20609	3085	
990 U STATES	16264	5860	46164	16990	
CASH REGISTER PAPER	28161	7641	66773	20075	4238
990 U STATES	18068	2664	98186	25119	
FILTER PAPER	18068	2664	98186	25119	4239
1 U KINGDOM	911	790	911	790	
54 FRANCE			220	85	
55 GERMANY W			2761	1075	
990 U STATES	114772	107594	327321	309751	
TABULATING PAPER AND STOCK	115683	108384	331213	311701	4240
990 U STATES	126955	13269	632932	67929	
BAGS AND SACKS OF PAPER	126955	13269	632932	67929	4241
1 U KINGDOM	905	586	4596	3535	
55 GERMANY W	1146	875	1146	875	
67 ITALY	368	240	368	240	
73 NETHRLNDS	2608	468	3902	720	
559 JAPAN	1603	924	1603	924	
990 U STATES	434791	105752	1448188	345267	
PAPER PROTECTORS FOR PLANTS	441421	108845	1459803	352261	4242
1 U KINGDOM		1699		7756	
990 U STATES		9302		23036	
CONTAINERS PAPERBOARD N O P		11001		30792	4243
1 U KINGDOM	6099	2737	9733	6081	
54 FRANCE	540	305	870	365	
55 GERMANY W	341	196	886	470	
67 ITALY	78	583	78	583	
73 NETHRLNDS	1611	844	1975	1012	
559 JAPAN			1064	465	
990 U STATES	804308	271630	2244017	755029	
MILK BOTTLE CAPS OF PAPER	812977	276295	2258623	764005	4244
PAPER TUBES AND CONES FOR YARN					4245
1 U KINGDOM	138	53	138	53	
55 GERMANY W			633	539	
990 U STATES	31283	15485	125502	57458	
PAPER PATTERNS BOOT AND SHOE	31421	15538	126273	58050	4246
990 U STATES		158		1508	
TWINE OR YARN OF PAPER		158		1508	4248
85 SWEDEN			29828	4163	
990 U STATES	94578	21954	197671	44062	
MANUFACTURES OF PAPER N O P	94578	21954	227499	48225	4252
1 U KINGDOM		20990		82575	
43 AUSTRIA		300		978	
44 BELG LUX				388	
49 DENMARK				1911	
54 FRANCE		858		2399	
55 GERMANY W		4812		12410	
64 IRELAND		1681		1681	
67 ITALY				248	
73 NETHRLNDS		5519		5645	
85 SWEDEN		229		640	
86 SWITZRLND				299	
516 HONG KONG		198		980	
559 JAPAN		4221		11809	
990 U STATES		629604		1705402	
		668412		1827365	

IMPORTS BY COMMODITIES AND COUNTRIES

Commodity and Country	MARCH 1961		JANUARY TO MARCH 1961		Class Number
	Quantity	Value (\$)	Quantity	Value (\$)	
PAPER CORES 990 U STATES	LB 205287	16761	696214	53414	4253
PAPER CUPS DISHES TABLEWARE 1 U KINGDOM 990 U STATES		63879		51 168740	4254
PAPER DDILIES AND LACE PAPER 1 U KINGDOM 990 U STATES	LB 12337	5201	15470	7436	4255
PAPER NOVELTIES FLOWERS GAMES 1 U KINGDOM 43 AUSTRIA 49 DENMARK 55 GERMANY W 67 ITALY 73 NETHRLNDS 258 GERMANY E 516 HONG KONG 559 JAPAN 990 U STATES		27011 15002 20203	108882	56129 63565	4256
PAPER PATTERNS N D P 54 FRANCE 990 U STATES		36685		107744	4257
SHIPPING CONTAINERS 55 GERMANY W 990 U STATES	LB 542307	60711	5024	314 179062	4258
TRAYS FDR PACKAGING APPLES 990 U STATES	LB 542307	60711	1566253	179376	4259
PAPER MATCHES 1 U KINGDOM 67 ITALY 73 NETHRLNDS 277 POLAND 559 JAPAN 990 U STATES		29025 3849	129096	17787	4260
ADMIRALTY CHARTS MANUSCRIPTS 1 U KINGDOM 54 FRANCE 73 NETHRLNDS 86 SWITZRLND 614 AUSTRALIA 874 MEXICO 990 U STATES		43549		81653	4262
BLUEPRINTS NOP AND HYDRO PLANS 1 U KINGDOM 44 BELG LUX 54 FRANCE 73 NETHRLNDS 85 SWEDEN 86 SWITZRLND 427 UN SO AFR 990 U STATES		7931 790 432 63		19471 844 1384 63 112 265 100	4263
MUSIC 1 U KINGDOM 54 FRANCE 55 GERMANY W 67 ITALY 262 HUNGARY 990 U STATES		182143 191359		1018545 1040784	4265
NEWSPAPER OR COMIC SECTIONS 990 U STATES		148503		403585	4266
MAGAZINES NEWSPAPERS UNBOUND 1 U KINGDOM 44 BELG LUX 54 FRANCE 55 GERMANY W 59 GREECE 67 ITALY 73 NETHRLNDS 86 SWITZRLND 516 HONG KONG 559 JAPAN 990 U STATES		148503		403585	4267
PHOTOGRAPHS NEWS ILLUSTRATION 1 U KINGDOM 54 FRANCE 990 U STATES		31441 505 6634 5302 100 13215 1600 1199 832 235		88778 2596 13453 14466 100 43049 2322 5176 5824 1121	4268
PHOTOGRAPHS CHROMOS N O P 1 U KINGDOM 44 BELG LUX 49 DENMARK 54 FRANCE 55 GERMANY W		2528039 2589102		7258983 7435868	4269
		1642		4234	
		8125 168 335 2412 1395		25431 291 557 4247 3524	

IMPORTS BY COMMODITIES AND COUNTRIES

Commodity and Country	MARCH 1961		JANUARY TO MARCH 1961		Class Number
	Quantity	Value (\$)	Quantity	Value (\$)	
73 NETHRLNDS		469		1765	
85 SWEDEN				98	
86 SWITZRLND		1245		2738	
516 HONG KONG		249		762	
553 CHINA COM				353	
559 JAPAN		2593		5750	
874 MEXICO				197	
990 U STATES		224628		608530	
		241619		654243	
PHOTOGRAPHS FOR REPRODUCTION					4271
1 U KINGDOM		105		468	
73 NETHRLNDS		332		332	
990 U STATES		14257		47017	
		14694		47817	
TRANSFERS DECALCOMANIA					4272
1 U KINGDOM		615		1579	
559 JAPAN		493		988	
990 U STATES		30140		79555	
		31248		82122	
PAPER FOR DUPLICATING MACHINES	LB				4290
1 U KINGDOM		86		56	
990 U STATES		136480		64917	
		136566		64973	
ADVERTISING AND PRINTED MATTER	LB				4291
1 U KINGDOM		47894		57308	
43 AUSTRIA		50		50	
44 BELG LUX		100		180	
49 DENMARK		376		233	
54 FRANCE		2440		1876	
55 GERMANY W		104290		81732	
67 ITALY		1792		1806	
73 NETHRLNDS		6938		4675	
85 SWEDEN		1880		2308	
86 SWITZRLND		2892		3329	
246 CZECHO S		191		121	
287 U S S R				330	
516 HONG KONG		150		228	
559 JAPAN		1033		1748	
614 AUSTRALIA		85		85	
990 U STATES		695075		697271	
		865186		852330	
				1938145	
				1901531	
				2257970	
PRINTED MATTER N O P					4292
1 U KINGDOM				8089	
44 BELG LUX				62	
54 FRANCE					
55 GERMANY W				3911	
67 ITALY				416	
73 NETHRLNDS					
85 SWEDEN				115	
86 SWITZRLND				417	
516 HONG KONG					
559 JAPAN				2426	
990 U STATES				315463	
				330899	
CARDS FOR PLAYING	PACK				4293
1 U KINGDOM				300	
43 AUSTRIA		4998		1481	
44 BELG LUX		9620		2066	
67 ITALY				7182	
262 HUNGARY				18627	
559 JAPAN		100		6414	
990 U STATES		5988		720	
		20706		76	
				970	
				19532	
				14280	
				53745	
				22418	
HAND MADE DRAWINGS OR DESIGNS					4294
54 FRANCE					
55 GERMANY W					
67 ITALY				1240	
990 U STATES				6808	
				8048	
				2911	
				1201	
				1240	
				24046	
				29398	
LABELS TAGS TICKETS					4295
1 U KINGDOM				11368	
49 DENMARK				566	
54 FRANCE				136	
55 GERMANY W				253	
67 ITALY				247	
73 NETHRLNDS				70	
559 JAPAN				1858	
614 AUSTRALIA					
990 U STATES				107125	
				121623	
				16904	
				618	
				428	
				474	
				1063	
				539	
				6091	
				74	
				295436	
				321627	
PICTORIAL POST CARDS	LB				4296
1 U KINGDOM		2408		4366	
49 DENMARK		635		848	
54 FRANCE		136		140	
55 GERMANY W		2951		3963	
59 GREECE		57		59	
67 ITALY		110		99	
73 NETHRLNDS				190	
82 SPAIN		131		69	
85 SWEDEN				124	
86 SWITZRLND		28		111	
559 JAPAN		89		284	
990 U STATES		118892		128359	
		125437		138298	
				4034	
				3157	
				1044	
				3474	
				57	
				215	
				131	
				124	
				28	
				89	
				362970	
				368851	
				375513	
				385151	
BIBLES PRAYER BOOKS HYMN BOOKS					4301
1 U KINGDOM				17815	
				127058	

IMPORTS BY COMMODITIES AND COUNTRIES

Commodity and Country	MARCH 1961		JANUARY TO MARCH 1961		Class Number
	Quantity	Value (\$)	Quantity	Value (\$)	
44 BELG LUX		37684		70604	
49 DENMARK				142	
54 FRANCE		8897		19860	
55 GERMANY W		1507		4425	
64 IRELAND		422		422	
67 ITALY		8643		13909	
73 NETHRLNDS		364		1150	
82 SPAIN				434	
86 SWITZRLND		319		426	
355 ISRAEL		541		683	
559 JAPAN		203		289	
874 MEXICO				752	
990 U STATES		230600		752017	
		306995		992171	
BLANK BOOKS RULED OR PLAIN					4302
1 U KINGDOM				1146	
55 GERMANY W				123	
559 JAPAN		340		4025	
990 U STATES		266		4553	
		606		9847	
BOOKS OVER 12 YEARS OLD					4303
1 U KINGDOM		502		1308	
990 U STATES		616		3951	
		1118		5259	
TEXT BOOKS FOR SCHOOLS COLLEGE					4305
1 U KINGDOM		17235		35081	
44 BELG LUX				1381	
49 DENMARK		200		3860	
54 FRANCE		15687		35501	
55 GERMANY W		150		562	
67 ITALY		540		732	
73 NETHRLNDS		1808		1808	
82 SPAIN		59		162	
86 SWITZRLND				181	
559 JAPAN		50		215	
614 AUSTRALIA		235		335	
990 U STATES		1122154		3079393	
		1158118		3159211	
BOOKS NOVELS FICTION					4306
1 U KINGDOM		10271		26730	
990 U STATES		10847		33695	
		21118		60425	
BOOKS SCIENCE FOR LIBRARIES					4307
1 U KINGDOM		44829		117071	
44 BELG LUX		890		2505	
54 FRANCE		3179		12498	
55 GERMANY W		2520		5556	
64 IRELAND				137	
67 ITALY		800		3256	
73 NETHRLNDS		2073		10617	
82 SPAIN				248	
85 SWEDEN		293		836	
86 SWITZRLND		2211		3801	
246 CZECHO S		113		113	
287 U S S R		304		304	
427 UN SO AFR				154	
559 JAPAN		488		1428	
614 AUSTRALIA				50	
990 U STATES		938024		2388859	
		995724		2547433	
BOOKS GOVERNMENT ASSOCIATION					4308
1 U KINGDOM		12671		35151	
44 BELG LUX				200	
49 DENMARK				59	
54 FRANCE		4074		10712	
55 GERMANY W		1075		1288	
67 ITALY		1649		1745	
73 NETHRLNDS		840		3162	
82 SPAIN		150		150	
519 INDIA				8254	
559 JAPAN				2411	
614 AUSTRALIA				877	
874 MEXICO				938	
990 U STATES		59599		121485	
		80058		186432	
FREIGHT RATES FOR RAILWAYS					4309
1 U KINGDOM		953		1003	
54 FRANCE		635		635	
67 ITALY				308	
73 NETHRLNDS				66	
86 SWITZRLND		70		70	
614 AUSTRALIA				140	
990 U STATES		6685		22656	
		8343		24878	
BOOKS PRINTED PERIODICALS NOP					4310
1 U KINGDOM		174060		590527	
43 AUSTRIA		107		107	
54 FRANCE		21518		28757	
55 GERMANY W		2330		4378	
67 ITALY		50		50	
73 NETHRLNDS		268		2162	
85 SWEDEN				132	
86 SWITZRLND		50		50	
262 HUNGARY				1394	
287 U S S R		205		936	
559 JAPAN				726	

IMPORTS BY COMMODITIES AND COUNTRIES

Commodity and Country	MARCH 1961		JANUARY TO MARCH 1961		Class Number
	Quantity	Value (\$)	Quantity	Value (\$)	
990 U STATES		1059754		2607100	
BOOKS EXCEPT ENGLISH LANGUAGE		1258342		3236319	4311
1 U KINGDOM		903		2707	
43 AUSTRIA		57		268	
44 BELG LUX		62887		126023	
53 FINLAND		162		162	
54 FRANCE		444220		1104729	
55 GERMANY W		12833		42672	
59 GREECE		50		50	
67 ITALY		299		6233	
73 NETHRLNDS		65		760	
82 SPAIN		59		59	
85 SWEDEN		999		1100	
86 SWITZRLND		1585		11986	
245 BULGARIA				58	
246 CZECHO S				94	
262 HUNGARY		617		2328	
287 U S S R		205		844	
355 ISRAEL		167		167	
516 HONG KONG				300	
559 JAPAN		96		358	
744 ARGENTINA				605	
990 U STATES		80708		133974	
		605912		1435477	

IMPORTS BY COMMODITIES AND COUNTRIES

Commodity and Country	MARCH 1961		JANUARY TO MARCH 1961		Class Number
	Quantity	Value (\$)	Quantity	Value (\$)	
GROUP 5					
IRON AND ITS PRODUCTS					
IRON ORE	TON				5001
752 BRAZIL			26230	229837	
990 U STATES	2772	30689	4358	44019	
	2772	30689	30588	273856	
FERRO TUNGSTEN	CWT				5010
1 U KINGDOM			691	49706	
78 PORTUGAL			61	7346	
990 U STATES			2	351	
			754	57403	
PIG IRON FOR AGRIC IMPLEMENTS	TON				5011
PIG IRON M O P	TON				5012
1 U KINGDOM			40	2401	
614 AUSTRALIA	122	7278	122	7278	
990 U STATES			74	4844	
	122	7278	236	14523	
FERRO MANG UNDER	CWT				5013
1 PC SILICON			972	11724	
1 U KINGDOM			1106	27056	
54 FRANCE	1106	27056	8518	52199	
427 UN SO AFR			4286	52222	
559 JAPAN			2654	37691	
990 U STATES	1766	26350			
	2872	53406	17536	180892	
SILICO MANG OVER	CWT				5014
1 PC SILICON			1012	6780	
44 BELG LUX			2215	28864	
559 JAPAN	1109	14415	8469	75223	
990 U STATES	4214	35563			
	5323	49978	11696	110867	
FERRO SILICON	CWT				5015
990 U STATES	2507	39141	7253	117407	
	2507	39141	7253	117407	
ALLOYS M O P FOR MFR OF STEEL	CWT				5018
1 U KINGDOM			941	49870	
54 FRANCE	845	23593	845	23593	
55 GERMANY W			44	1286	
85 SWEDEN			400	5344	
287 U S S R			663	8543	
422 RHOD NYAS	731	31667	3081	74254	
559 JAPAN	2303	44085	2303	44085	
990 U STATES	5943	199817	20747	692322	
	9822	299162	29024	899297	
PRIMARY IRON M O P	TON				5019
990 U STATES	59	11679	154	32481	
	59	11679	154	32481	
INGOTS CARBON STEEL	TON				5023
990 U STATES	8	738	96	15468	
	8	738	96	15468	
INGOTS ALLOY STEEL	TON				5025
990 U STATES	73	24598	172	76881	
	73	24598	172	76881	
BLOOMS BILLETS CARBON STEEL	TON				5027
1 U KINGDOM			1	114	
990 U STATES	151	10011	333	28324	
	151	10011	334	28438	
BLOOMS BILLETS ALLOY STEEL	TON				5029
1 U KINGDOM			8	4326	
990 U STATES	88	51892	205	131009	
	88	51892	213	135335	
CAST SCRAP	TON				5031
990 U STATES	4680	131806	9959	261037	
	4680	131806	9959	261037	
WROUGHT SCRAP	TON				5032
990 U STATES	5885	235742	22715	755278	
	5885	235742	22715	755278	
TIN PLATE SCRAP	TON				5033
990 U STATES	55	1743	115	3640	
	55	1743	115	3640	
AXLES FOR RAILWAY VEHICLES					5041
1 U KINGDOM		184		4801	
990 U STATES		3679		13637	
		3863		18438	
AXLES FOR VEHICLES M O P					5042
1 U KINGDOM				604	
990 U STATES		38212		81036	
		38212		81640	
AXLES M O P					5043
43 AUSTRIA				154	
990 U STATES		5653		13833	
		5653		13987	
CASTINGS FOR AGRIC IMPLEMENTS					5044
990 U STATES		14516		44109	
		14516		44109	
INGOT MOULDS FOR STEEL					5045
990 U STATES		155951		443859	
		155951		443859	
MOULDS M O P					5046
1 U KINGDOM		276		2073	
990 U STATES		38655		58217	
		38931		60290	

IMPORTS BY COMMODITIES AND COUNTRIES

Commodity and Country	MARCH 1961		JANUARY TO MARCH 1961		Class Number
	Quantity	Value (\$)	Quantity	Value (\$)	
CASTINGS MALLEABLE N O P ROUGH 990 U STATES	CWT 2440	59754	5270	139042	5047
	2440	59754	5270	139042	
CASTINGS NONMALLEABLE NOP RGH 1 U KINGDOM 990 U STATES	CWT 62 2322 2384	643 43230 43873	113 5818 5931	4624 106153 110777	5048
CASTINGS OF STEEL N O P ROUGH 1 U KINGDOM 990 U STATES	CWT 173 2843 3016	11512 83796 95308	803 8477 9280	37515 243454 280969	5049
FORGINGS N O P 1 U KINGDOM 54 FRANCE 85 SWEDEN 559 JAPAN 990 U STATES		950 2236 2301 63310 68797		23207 2236 2669 545 295700 324357	5050
FORGINGS HOLLOW AND 20 TONS 1 U KINGDOM 990 U STATES		471 830 1301		60322 32318 92640	5051
PISTON RING CASTINGS ROUGH 1 U KINGDOM 990 U STATES		1171 8148 9319		2509 16888 19397	5052
CASTINGS FOR RAILWAY VEHICLES					5054
TIRES STEEL ROUGH RAILWAY 1 U KINGDOM 990 U STATES	CWT 146 146	1961 1961	134 146 280	2498 1961 4459	5055
STEEL WHEELS FOR RAILWAYS 1 U KINGDOM 990 U STATES		52225 2972 55197		83551 7409 90960	5057
FORGED GOLF CLUB HEADS 990 U STATES	NO		42481 42481	14511 14511	5058
SEMI FINISHED PISTON CASTINGS 990 U STATES				4023 4023	5059
CONCRETE REINFORCING BARS 44 BELG LUX 55 GERMANY W 85 SWEDEN 559 JAPAN 990 U STATES	CWT 16090 5508 5167 284 27049	73811 22422 23071 914 120218	16090 13686 195 20059 1920 51950	73811 55543 2003 94499 9907 235763	5070
BARS CARBON STEEL H R N O P 1 U KINGDOM 44 BELG LUX 85 SWEDEN 559 JAPAN 990 U STATES	CWT 3878 2614 3857 26360 36709	28641 13471 17449 208608 268169	10015 5050 15 10696 74268 100744	72842 25287 270 51397 618242 768038	5071
BARS ALLOY STEEL HOT ROLLED 1 U KINGDOM 43 AUSTRIA 54 FRANCE 55 GERMANY W 85 SWEDEN 990 U STATES	CWT 915 358 67 211 5245 6796	27332 6520 3628 8038 106091 151609	2706 820 4 72 486 16409 20497	86482 15668 574 3770 17902 344028 468424	5075
WIRE RODS STEEL HOT ROLLED 1 U KINGDOM 55 GERMANY W 73 NETHRLNDS 559 JAPAN 755 CHILE 990 U STATES	CWT 224 13421 4419 1097 2246 21407	1307 63486 23167 5526 19644 113130	224 20511 4419 5465 1939 3439 35997	1307 101315 23167 27313 9515 32794 195411	5079
BARS CARBON STEEL COLD ROLLED 1 U KINGDOM 44 BELG LUX 85 SWEDEN 559 JAPAN 990 U STATES	CWT 2039 9 3562 5610	17112 130 43690 60932	10039 831 9 475 10976 22330	83714 6234 130 4014 141839 235931	5083
BARS ALLOY STEEL COLD ROLLED 1 U KINGDOM 43 AUSTRIA 85 SWEDEN 990 U STATES	CWT 100 89 1225 1414	3136 2389 41190 46715	279 138 89 3016 3522	13614 4361 2389 98480 118844	5087
BARS OR RODS FABRICATED N O P 1 U KINGDOM 43 AUSTRIA 55 GERMANY W 85 SWEDEN 990 U STATES	CWT 343 41 75 5250 5709	6780 1098 2134 64144 74156	1022 93 8 144 12728 13995	34100 2105 197 5438 163793 205633	5091
PLATES 60 INCHES WIDE OR LESS 1 U KINGDOM 55 GERMANY W 73 NETHRLNDS	CWT 1357 658	10304 3168	14449 2745 25	92437 15617 184	5101

IMPORTS BY COMMODITIES AND COUNTRIES

Commodity and Country	MARCH 1961		JANUARY TO MARCH 1961		Class Number
	Quantity	Value (\$)	Quantity	Value (\$)	
559 JAPAN	6335	31529	22895	112733	
990 U STATES	5952	54816	19855	175759	
PLATES OV 60 IN TO 100 IN	14302	99817	59969	396730	5102
1 U KINGDOM	16834	86828	21577	120030	
55 GERMANY W	628	3106	15750	113273	
559 JAPAN	13184	67648	63286	319855	
990 U STATES	12024	108471	27270	244278	
PLATES OVER 100 INCHES WIDE	42670	266053	127883	797436	5103
1 U KINGDOM	508	3280	2304	15785	
990 U STATES	8123	56633	23799	169106	
FLOOR PLATE CARBON STEEL	8631	59913	26103	184891	5104
1 U KINGDOM	1522	9220	2900	17400	
559 JAPAN			6092	35311	
990 U STATES	7849	56092	21085	148844	
PLATES FABRICATED COATED NOP	9371	65312	30077	201555	5106
1 U KINGDOM	8	380	128	2720	
990 U STATES	474	7245	2126	56079	
PLATES FLANGED OR DISHEO	482	7625	2254	58799	5107
990 U STATES	6722	130855	13334	280326	
PLATES STAINLESS STEEL	6722	130855	13334	280326	5108
1 U KINGDOM	438	22079	915	50104	
54 FRANCE	1480	78541	1480	78541	
85 SWEDEN	380	20756	694	37714	
990 U STATES	2102	120287	6211	378424	
PLATES ALLOY STEEL N O P	4400	241663	9300	544783	5109
990 U STATES	5218	87258	15358	241160	
SHEETS NOT TEMPERED FOR SAWS	5218	87258	15358	241160	5115
1 U KINGDOM	15	321	39	3218	
43 AUSTRIA	4	611	4	611	
54 FRANCE			33	4718	
55 GERMANY W	20	2126	265	38714	
85 SWEDEN	38	2001	347	18966	
990 U STATES	2247	95274	5868	230325	
SHEETS TEMPERED FOR SAWS	2324	100333	6556	296552	5116
1 U KINGDOM	6	563	45	1378	
55 GERMANY W	109	6619	6	563	
85 SWEDEN	401	30893	214	13522	
990 U STATES	516	38075	815	57643	
STEEL HR FOR PIPES OVER 60 INS	516	38075	1080	73106	5119
1 U KINGDOM			45912	258788	
559 JAPAN			26327	147853	
990 U STATES	90104	596151	114247	758282	
SKELP OV 15 3 EIGHTH NOT OV 60	90104	596151	186486	1164923	5120
SKELP NOT OV 15 3 EIGHTH INS					5122
STEEL COLO ROLLED FOR PIPES					5123
SHEET CARBON H R UNOER 24 INS					5124
1 U KINGDOM			391	7888	
44 BELG LUX	861	4622	1842	10150	
990 U STATES	22320	175650	43465	343992	
SHEET CARBON H R 24 TO 51 INS	23181	180272	45698	362030	5125
1 U KINGDOM			200	1856	
559 JAPAN	3146	16504	3146	16504	
990 U STATES	5476	33566	16922	114219	
SHEET CARBON H R OVER 51 INS	8622	50070	20268	132579	5126
559 JAPAN	439	2535	439	2535	
990 U STATES	17199	113629	34932	231658	
SHEET CARBON C R UNOER 24 INS	17638	116164	35371	234193	5127
1 U KINGDOM	1261	15772	2729	33371	
44 BELG LUX	875	8324	875	8324	
55 GERMANY W	1120	12644	1769	18502	
85 SWEDEN	838	35476	1771	76176	
559 JAPAN			87	741	
990 U STATES	7657	112326	21001	352710	
SHEET CARBON C R 24 TO 51 INS	11751	184542	28232	489824	5128
1 U KINGDOM			1702	11807	
559 JAPAN			4237	21691	
990 U STATES	8193	60662	27750	176091	
SHEET CARBON C R OVER 51 INS	8193	60662	33689	209589	5129
990 U STATES	33982	263338	89217	693048	
SHEET FOR PORCELAIN ENAMELLING	33982	263338	89217	693048	5131
990 U STATES	12091	96870	38448	305345	
SHEET AND STRIP TINPLATE	12091	96870	38448	305345	5132
1 U KINGDOM	406	6618	21450	186477	
990 U STATES	2296	13450	4641	30263	
	2702	20068	26091	216740	

IMPORTS BY COMMODITIES AND COUNTRIES

Commodity and Country		MARCH 1961		JANUARY TO MARCH 1961		Class Number
		Quantity	Value (\$)	Quantity	Value (\$)	
SHEET AND STRIP GALVANIZED	1 U KINGDOM	CWT 569	7589	1349	19598	5133
	44 BELG LUX	829	8792	829	8792	
	559 JAPAN	220	1856	220	1856	
	990 U STATES	7309	90276	19978	253093	
		8927	108513	22376	283339	
SHEET AND STRIP TERNEPLATE	990 U STATES	CWT 7709	73675	30839	290861	5134
		7709	73675	30839	290861	
SHEET COATED WITH METAL NOP	55 GERMANY W	CWT 36	1027	463	11096	5138
	990 U STATES	2736	53102	8867	175906	
		2772	54129	9330	187002	
SHEET AND STRIP COATED NOP	1 U KINGDOM	CWT 618	8045	1747	20899	5139
	55 GERMANY W			1025	11459	
	73 NETHRLNDS			11	205	
	990 U STATES	17494	212962	47734	588539	
		18112	221007	50517	621102	
SHEET STRIP STAINLESS STEEL	1 U KINGDOM	CWT 4069	205192	10370	526758	5144
	54 FRANCE	877	32763	1045	38939	
	85 SWEDEN	366	23174	1461	80383	
	559 JAPAN			445	19812	
	990 U STATES	5793	331079	22676	1359083	
		11105	592208	35997	2024975	
SHEET STRIP ALLOY STEEL N O P	43 AUSTRIA	CWT 13	1303	20	1818	5145
	85 SWEDEN			42	2762	
	990 U STATES	6931	97488	7912	124451	
		6944	98791	7974	129031	
SHEET AND STRIP SILICON STEEL	990 U STATES	CWT 34722	699816	80255	1529151	5146
		34722	699816	80255	1529151	
SHEET AND STRIP FABRICATED NOP	1 U KINGDOM	CWT 232	4587	286	7535	5149
	44 BELG LUX	138	1403	138	1403	
	990 U STATES	828	15075	5168	93167	
		1198	21065	5592	102105	
BEARING PILE CARBON STEEL	44 BELG LUX	CWT 2379	11817	2379	11817	5152
990 U STATES	11777	73068	22809	139104		
		14156	84885	25188	150921	
WIDE FLANGE BEAMS CARBON N O P	1 U KINGDOM	CWT 45374	248942	76983	421322	5153
	44 BELG LUX	11376	57101	17557	88743	
	990 U STATES	328144	2006043	833245	5105618	
		384894	2312086	927785	5615683	
STRUCTURALS LARGE OY 6 IN NOP	1 U KINGDOM	CWT 1812	11741	4380	26189	5156
	44 BELG LUX	6941	32518	7980	37388	
	54 FRANCE	1058	4537	1058	4537	
	559 JAPAN	4406	26469	4406	26469	
	990 U STATES	37585	233297	80611	517980	
		51802	308562	98435	612563	
STRUCT INTERMED 3 TO 6 IN NOP	1 U KINGDOM	CWT 342	1879	2794	18792	5157
	44 BELG LUX	5477	26913	8415	40658	
	54 FRANCE	450	2037	862	4058	
	559 JAPAN			4482	22348	
	990 U STATES	7301	49973	19507	135946	
		13570	80802	36060	221802	
STRUCTURALS BAR SIZE LESS 3 IN	1 U KINGDOM	CWT 9	127	117	724	5159
	44 BELG LUX	1314	5836	4939	27510	
	54 FRANCE			572	2782	
	559 JAPAN	2721	15434	6866	36518	
	990 U STATES	7991	61646	21525	160343	
		12035	83043	34019	227877	
SHEET PILING CARBON STEEL	1 U KINGDOM	CWT 1682	8877	1682	8877	5161
	44 BELG LUX			7437	39802	
	54 FRANCE			1036	5851	
	55 GERMANY W			4105	20827	
	559 JAPAN	3547	19055	3547	19055	
	990 U STATES	4028	26336	5627	37553	
		9257	54268	23434	131965	
STRUCTURAL SHAPES ALLOY STEEL	1 U KINGDOM	CWT 21	1274	44	2654	5164
	85 SWEDEN			104	4679	
	990 U STATES	235	13687	815	50044	
		256	14961	963	57377	
SASH OR CASEMENT SECTIONS	1 U KINGDOM	CWT 898	5413	3052	20731	5166
	44 BELG LUX	1370	11620	1370	11620	
	990 U STATES	99	4219	1529	18548	
		2367	21252	5951	50899	
STRUCTURALS FABRICATED NOP	1 U KINGDOM	CWT 611	9306	4697	55992	5169
	44 BELG LUX			212	1569	
	55 GERMANY W	8	184	1329	8865	
	990 U STATES	2042	195027	20476	458535	
		9668	204517	26714	524961	
RAILWAY RAILS	55 GERMANY W	CWT 3080	14566	3911	18317	5173
	990 U STATES	1834	13779	14707	98264	
		4914	28345	18618	116581	

IMPORTS BY COMMODITIES AND COUNTRIES

Commodity and Country	MARCH 1961		JANUARY TO MARCH 1961		Class Number
	Quantity	Value (\$)	Quantity	Value (\$)	
FISH PLATES SPLICE BARS ETC	CWT				5175
1 U KINGDOM	15	207	54	674	
55 GERMANY W	79	660	79	660	
990 U STATES	2508	33525	7211	79798	
	2602	34392	7344	81132	
RAILWAY TRACK MATERIAL NOP	CWT				5177
1 U KINGDOM	20	207	83	1034	
990 U STATES	201	8583	324	10959	
	221	8790	407	11993	
PIPES AND TUBES OF CAST IRON	CWT				5181
1 U KINGDOM	24202	98878	62467	252931	
990 U STATES	483	11193	1830	54104	
	24685	110071	64297	307035	
DRILL PIPE	CWT				5182
990 U STATES	3352	56726	15163	370858	
	3352	56726	15163	370858	
OIL COUNTRY GOODS STEEL NOP	CWT				5185
1 U KINGDOM	8106	86657	21838	215278	
55 GERMANY W	10072	114573	13992	153653	
559 JAPAN	20451	185906	59162	552999	
990 U STATES	16939	319118	38935	600488	
	55568	706254	133927	1522418	
TRANSMISSION PIPE AND FITTINGS	CWT				5188
990 U STATES	1479	34111	18268	256379	
	1479	34111	18268	256379	
CORRUGATED METAL CULVERT PIPE	CWT				5189
990 U STATES	1011	13328	2667	35045	
	1011	13328	2667	35045	
PRESSURE PIPE FOR BOILERS ETC	CWT				5191
1 U KINGDOM	11700	141090	22796	257103	
55 GERMANY W			73	1111	
67 ITALY	36	1097	36	1097	
85 SWEDEN			341	7431	
86 SWITZRLND	708	6869	875	8608	
990 U STATES	5045	88781	13810	406703	
	17489	237837	37931	682053	
SEAMLESS TUBES FOR BEARINGS	CWT				5192
85 SWEDEN	978	21468	4941	94004	
990 U STATES	7476	207842	16055	449946	
	8454	229310	20996	543950	
PIPE FOR PAPER MAKING ROLLS	CWT				5193
990 U STATES	4	52	128	1963	
	4	52	128	1963	
PIPE SEAMLESS COLD DRAWN NOP	CWT				5196
1 U KINGDOM	1950	61576	4598	173432	
54 FRANCE	15	1933	249	27579	
55 GERMANY W	12	404	116	2130	
85 SWEDEN	11	1130	189	23866	
990 U STATES	9920	385759	26709	927476	
	11908	450802	31861	1154483	
PIPES IRON OR STEEL N O P	CWT				5197
1 U KINGDOM	2583	21755	158898	1167814	
44 BELG LUX	109	719	154	1105	
54 FRANCE	3066	18702	3881	24275	
55 GERMANY W	6716	43234	12836	93724	
85 SWEDEN	36	2071	252	9367	
86 SWITZRLND			45	1523	
559 JAPAN	2091	13474	5223	36051	
990 U STATES	40668	587768	92737	1485591	
	55269	687723	274026	2819450	
PIPE FITTINGS WELDING TYPE					5198
1 U KINGDOM		52135		158749	
55 GERMANY W		155452		299087	
67 ITALY				4075	
73 NETHRLNDS				3048	
559 JAPAN		4269		6453	
990 U STATES		174285		351221	
		386141		822633	
PIPE FITTINGS COUPLINGS NOP					5199
1 U KINGDOM		30889		88746	
43 AUSTRIA		224		224	
55 GERMANY W		10836		48109	
67 ITALY		6695		8735	
73 NETHRLNDS		11998		20191	
76 NORWAY				900	
559 JAPAN		8029		22679	
990 U STATES		452659		1269130	
		521330		1458714	
WELDING RODS OF ALL KINDS	CWT				5200
1 U KINGDOM	340	14547	2338	46606	
43 AUSTRIA	22	1450	42	2727	
85 SWEDEN	14	1282	182	14964	
559 JAPAN			100	5174	
614 AUSTRALIA			11	628	
990 U STATES	5560	272147	17096	784040	
	5936	289426	19769	854139	
WIRE BARBED FENCING	CWT				5201
1 U KINGDOM	5460	46125	10749	90149	
43 AUSTRIA	2049	13387	4935	30923	
44 BELG LUX			400	2982	
54 FRANCE	886	6569	886	6569	
55 GERMANY W	733	5927	733	5927	
73 NETHRLNDS			123	1001	
559 JAPAN	13216	84916	13696	88089	
990 U STATES	72	1173	126	2109	
	22416	158097	31648	227749	

IMPORTS BY COMMODITIES AND COUNTRIES

Commodity and Country	MARCH 1961		JANUARY TO MARCH 1961		Class Number
	Quantity	Value (\$)	Quantity	Value (\$)	
WIRE FLAT QUARTER INCH OR LESS 1 U KINGDOM 990 U STATES	CWT 13 232 245	154 8172 8326	82 1628 1710	1597 60585 62182	5203
WIRE ZINC COATED 1 U KINGDOM 43 AUSTRIA 44 BELG LUX 54 FRANCE 55 GERMANY W 67 ITALY 73 NETHRLNDS 559 JAPAN 990 U STATES	CWT 1875 630 839 1575 556 223 1308 7006	15998 3626 5437 13989 6452 1642 33726 80870	10564 630 979 3324 2869 200 65 2312 1870 22813	96768 3626 6383 27048 25644 2991 473 15349 45220 223502	5204
WIRE COATED NOP OR COVERED 1 U KINGDOM 44 BELG LUX 49 DENMARK 54 FRANCE 55 GERMANY W 559 JAPAN 990 U STATES	CWT 415 6 696 1117	6475 142 30514 37131	513 96 12 19 148 14 1864 2666	10281 1456 362 987 5605 266 87778 106735	5205
WIRE ROPE FOR RIGGING SHIPS	CWT				5206
WIRE ROPE CABLE NOP IRON STEEL 1 U KINGDOM 44 BELG LUX 49 DENMARK 54 FRANCE 55 GERMANY W 73 NETHRLNDS 76 NORWAY 85 SWEDEN 559 JAPAN 990 U STATES	CWT 1293 267 1500 1576 1152 2500 737 9025	36144 7611 21098 36102 19384 27376 59931 207646	4517 347 7 3533 3759 1963 48 40 5244 1673 21131	104530 9722 161 46777 72088 32355 838 487 61047 112325 440330	5207
WIRE STEEL FOR UPHOL SPRINGS 559 JAPAN	CWT		896 896	7365 7365	5208
WIRE STEEL FOR CORSET STEELS 1 U KINGDOM 990 U STATES	CWT 81 134 215	3221 7500 10721	146 224 370	5691 13314 19005	5209
WIRE STEEL FOR MFR WIRE ROPE 1 U KINGDOM 55 GERMANY W 559 JAPAN 990 U STATES	CWT 22843 3523 710 267 27343	265189 41378 10620 6711 323898	57536 9004 8020 307 74867	676814 103138 88302 11495 879749	5210
WIRE ROPE STEEL COMML FISHING 1 U KINGDOM 44 BELG LUX 49 DENMARK 55 GERMANY W 73 NETHRLNDS 76 NORWAY 559 JAPAN 990 U STATES	CWT	22001 1146 475 1109 5884 30615		49676 1513 2860 1929 415 1109 591 9808 67901	5211
WIRE ROPE CABLE STEEL USED 1 U KINGDOM 990 U STATES	CWT		536 1243 1779	7888 4705 12593	5213
WIRE OF IRON OR STEEL N O P 1 U KINGDOM 43 AUSTRIA 44 BELG LUX 54 FRANCE 55 GERMANY W 67 ITALY 73 NETHRLNDS 85 SWEDEN 559 JAPAN 990 U STATES	CWT 3298 1140 284 481 2480 750 18 1710 3184 13345	45079 5996 2979 2742 11915 6460 1178 11879 104945 193173	6603 1250 547 581 2502 580 750 346 4555 7878 25592	89914 6623 4905 3377 13369 3289 6460 14506 29923 265653 438019	5214
WIRE FENCING NOT LESS OBO INCH 1 U KINGDOM 73 NETHRLNDS 990 U STATES	CWT	44191 21556 65747		103225 1153 23716 128094	5215
WIRE FENCING WOVEN N O P 1 U KINGDOM 44 BELG LUX 55 GERMANY W 73 NETHRLNDS 990 U STATES	CWT	1403 6134 560 170 1513 9780		1403 6683 1321 3192 8014 20613	5216
WIRE NETTING FOR FUR FARMS 1 U KINGDOM 990 U STATES	CWT	5537 513 6050		19214 2566 21780	5217
WIRE SCREENS DOORS WINDOWS 55 GERMANY W 990 U STATES	CWT	2255 2255		368 12870 13238	5218

IMPORTS BY COMMODITIES AND COUNTRIES

Commodity and Country	MARCH 1961		JANUARY TO MARCH 1961		Class Number
	Quantity	Value (\$)	Quantity	Value (\$)	
WIRE MESH IN ACETATE FILM					5219
1 U KINGDOM		228		1013	
614 AUSTRALIA		751		2633	
990 U STATES		305		1962	
		1284		5608	
WIRE CLOTH OR SCREEN OF IRON					5220
1 U KINGDOM		3748		6470	
54 FRANCE		204		204	
55 GERMANY W		4284		11644	
73 NETHRLNDS		1957		5869	
559 JAPAN		17342		48823	
990 U STATES		17787		112741	
		45322		185751	
WIRE NETTING OF IRON OR STEEL					5221
1 U KINGDOM		13924		23881	
43 AUSTRIA		1100		4568	
44 BELG LUX		7018		8760	
55 GERMANY W		3845		8788	
73 NETHRLNDS		9750		13799	
559 JAPAN		10416		12978	
990 U STATES		7463		9326	
		53516		82100	
WIRE ROPE FOR WELL DRILLING	CWT				5223
559 JAPAN	786	11034	786	11034	
990 U STATES	9	197	9	197	
	795	11231	795	11231	
WELDED WIRE FABRIC REINFORCING	CWT				5224
44 BELG LUX	3569	20937	3813	22429	
54 FRANCE	105	636	105	636	
67 ITALY			1415	22848	
559 JAPAN			3837	22672	
990 U STATES	77	4244	86	4416	
	3751	25817	9256	73001	
WIRE ROPE FOR LOGGING	CWT				5225
1 U KINGDOM	973	20329	2736	56663	
55 GERMANY W			55	935	
73 NETHRLNDS	699	11054	1100	17222	
559 JAPAN	1326	16880	2148	28530	
990 U STATES	143	922	828	4214	
	3141	49185	6867	107564	
CABLE CHAIN FOR SHIPS	CWT				5231
1 U KINGDOM	1010	16757	1210	20287	
990 U STATES	762	8060	3197	28382	
	1772	24817	4407	48669	
COIL CHAIN 9 EIGHTHS AND OVER	CWT				5232
1 U KINGDOM	179	3464	2267	26807	
73 NETHRLNDS			3	69	
990 U STATES	280	6025	1543	18292	
	459	9489	3813	45168	
COIL CHAIN UNDER 9 EIGHTHS IN	CWT				5233
1 U KINGDOM	66	1360	735	11366	
43 AUSTRIA			1500	20668	
55 GERMANY W			763	10069	
73 NETHRLNDS			45	462	
990 U STATES	124	4383	452	14795	
	190	5743	3495	57360	
SPROCKET CHAIN FOR AGRIC IMPL					5234
55 GERMANY W		38341		91044	
990 U STATES		88886		164426	
		127227		255470	
SILENT CHAIN ROLLER CHAIN					5235
1 U KINGDOM		97934		196511	
43 AUSTRIA		264		5100	
54 FRANCE		192		407	
55 GERMANY W		14559		32705	
246 CZECHO S				704	
559 JAPAN		8522		26119	
990 U STATES		116772		359901	
		238243		621447	
CHAINS N O P					5236
1 U KINGDOM		10001		21738	
43 AUSTRIA		1466		1466	
54 FRANCE				213	
55 GERMANY W		3561		5163	
86 SWITZRLND				1450	
559 JAPAN		3581		4222	
990 U STATES		54045		154229	
		72654		188481	
DIESEL ENGINE PARTS N O P					5240
1 U KINGDOM		200780		511849	
43 AUSTRIA		246		246	
49 DENMARK		6804		11240	
54 FRANCE		633		4447	
55 GERMANY W		9641		28121	
67 ITALY				1731	
73 NETHRLNDS		12510		33748	
85 SWEDEN		2889		10759	
86 SWITZRLND		1798		3969	
559 JAPAN				4753	
990 U STATES		1071763		2804879	
		1307064		3415742	
AUTOMOBILE ENGINES AND PARTS	NO				5242
1 U KINGDOM	80	65743	133	181904	
54 FRANCE	1	7327	4	10566	
55 GERMANY W	50	24497	59	114485	
67 ITALY		567		1300	

IMPORTS BY COMMODITIES AND COUNTRIES

Commodity and Country	MARCH 1961		JANUARY TO MARCH 1961		Class Number
	Quantity	Value (\$)	Quantity	Value (\$)	
990 U STATES	907	1108032	2562	2887517	
ENGINES GAS MARINE AND PARTS	1038	1206166	2758	3195772	
1 U KINGDOM	NO	1871		2480	5244
55 GERMANY W				250	
85 SWEDEN		89		4031	
990 U STATES	55	99262	123	201532	
ENGINES MOTOR TRUCK AND PARTS	55	101222	123	208293	
1 U KINGDOM	NO	4640	1	10045	5245
55 GERMANY W	50	10046	50	11314	
990 U STATES	1114	1241568	2826	3490310	
ENGINES FISHING BOAT AND PARTS	1164	1256254	2877	3511669	
1 U KINGDOM	NO	779	3	869	5246
85 SWEDEN		976		2592	
990 U STATES	20	29964	43	72672	
PARTS OF AIRCRAFT ENGINES	23	31719	46	76133	
1 U KINGDOM	NO	1751725		4537879	5248
44 BELG LUX		1016		11768	
848 CUBA				2367	
874 MEXICO				107	
990 U STATES		2430797		5919064	
ENGINES UP TO 1 AND 1 HALF H P		4183538		10471185	
1 U KINGDOM	NO	81		81	5251
990 U STATES		140		315	
ENGINES GAS N O P AND PARTS		221		396	
1 U KINGDOM	NO				5252
43 AUSTRIA	1	2779	4	45578	
55 GERMANY W			5	332	
67 ITALY	105	6735	109	7560	
85 SWEDEN		313		313	
86 SWITZRLND		111		111	
990 U STATES		1099		1099	
ENGINES STEAM N O P AND PARTS	12700	955047	32004	2554040	
1 U KINGDOM	12806	966084	32122	2609033	
55 GERMANY W	NO	37611	2	215762	5253
85 SWEDEN	1	75		716	
86 SWITZRLND				122	
990 U STATES	9	80247	23	172114	
FIRE ENGINES MACHINES AND PTS	10	117933	25	391388	
1 U KINGDOM	NO				5254
990 U STATES	1	2333	4	31457	
LOCOMOTIVES RAILWAY N O P	12	34896	47	137629	
990 U STATES	13	37229	51	169086	
LOCOMOTIVE CHASSIS TOPS WHEELS	NO				5255
1 U KINGDDM			1	3960	
990 U STATES			1	3960	
LOCOMOTIVES SAWMILL MINING PTS					5256
1 U KINGDDM				570	
990 U STATES		101495		218871	
ENGINES AIRCRAFT UP TO 200 HP		101495		219441	
990 U STATES	NO				5257
1 U KINGDOM		2199	2	28079	
990 U STATES	6	111395	8	281386	
ENGINES AIRCRAFT 201 TO 500 HP	6	113594	10	309465	
990 U STATES	NO				5258
1 U KINGDOM					
990 U STATES	42	43901	125	109387	
ENGINES AIRCRAFT 501 TO 1000HP	42	43901	125	109387	
990 U STATES	NO				5259
1 U KINGDOM					
990 U STATES	15	43109	53	154903	
ENGINES AIRCRAFT OVER 1000 HP	15	43109	53	154903	
990 U STATES	NO				5260
1 U KINGDOM					
990 U STATES	4	12463	7	32065	
ENGINES MARINE DIESEL	4	12463	7	32065	
1 U KINGDOM	NO				5261
990 U STATES	29	4286726	68	9650140	
ENGINES MOTOR VEHICLE DIESEL	37	413237	72	3161490	
990 U STATES	66	4699963	140	12811630	
ENGINES LOCOMOTIVE DIESEL	NO				5265
1 U KINGDOM					
55 GERMANY W	64	262632	139	476993	
85 SWEDEN			6	15736	
559 JAPAN			2	722	
990 U STATES	34	145194	127	722231	
ENGINES DIESEL SEMI DIESEL N O P	98	407826	278	1216368	
1 U KINGDOM	NO				5266
55 GERMANY W					
990 U STATES	23	63054	74	178763	
ENGINES DIESEL SEMI DIESEL N O P					
1 U KINGDOM					
55 GERMANY W					
990 U STATES	50	115953	167	420354	
ENGINES DIESEL SEMI DIESEL N O P	73	179007	243	603369	
1 U KINGDOM	NO				5267
55 GERMANY W					
990 U STATES	3	12579	11	46513	
ENGINES DIESEL SEMI DIESEL N O P	18	185562	45	316013	
1 U KINGDOM	21	198141	56	362526	
55 GERMANY W	NO				5268
990 U STATES					
54 FRANCE					
55 GERMANY W	373	608636	652	1056809	
990 U STATES					
54 FRANCE					
55 GERMANY W	2	17333	4	1712	
990 U STATES	258	478917	654	1034661	
	633	1104886	1326	2115453	

IMPORTS BY COMMODITIES AND COUNTRIES

Commodity and Country	MARCH 1961		JANUARY TO MARCH 1961		Class Number
	Quantity	Value (\$)	Quantity	Value (\$)	
POWER BOILERS					5274
990 U STATES		72000		229492	
		72000		229492	
POWER BOILER PARTS					5275
1 U KINGDOM		553		3971	
85 SWEDEN		147048		164183	
990 U STATES		179354		371191	
		326955		539345	
OUTBOARD MOTORS					5280
	NO				
1 U KINGDOM	20	1984	25	2770	
85 SWEDEN	2	230	2	230	
614 AUSTRALIA	2	609	2	609	
990 U STATES	494	145091	1028	297241	
	518	147914	1057	300850	
OUTBOARD MOTOR PARTS					5283
1 U KINGDOM		60		1226	
44 BELG LUX				76	
55 GERMANY W		119		119	
990 U STATES		847272		2112282	
		847451		2113703	
CREAM SEPARATOR PARTS					5290
49 DENMARK		2922		2922	
53 FINLAND		875		1189	
55 GERMANY W		993		1285	
85 SWEDEN		2060		7488	
990 U STATES		7335		24510	
		14185		37394	
CREAM SEPARATORS					5292
	NO				
55 GERMANY W	232	19628	685	56331	
85 SWEDEN	320	32172	1455	115542	
990 U STATES	11	35336	29	86221	
	563	87136	2169	258094	
MILK CLARIFIERS AND PARTS					5293
85 SWEDEN		194		194	
990 U STATES				64	
		194		258	
MILKING MACHINES AND PARTS					5294
1 U KINGDOM		168		168	
55 GERMANY W				5113	
85 SWEDEN				417	
990 U STATES		294586		653562	
		294754		659260	
PASTEURIZERS DAIRY AND PARTS					5295
	NO				
1 U KINGDOM		15399	1	36536	
85 SWEDEN		365		1934	
990 U STATES	33	39804	54	76594	
	33	55568	55	115064	
POWER DAIRY MACHINERY AND PTS					5296
1 U KINGDOM		2534		4933	
49 DENMARK				2213	
55 GERMANY W				117	
85 SWEDEN		245		317	
86 SWITZRLND		215		351	
990 U STATES		458143		929768	
		461137		937699	
FORKS PRONGED					5301
	DOZ				
1 U KINGDOM	48	568	58	704	
55 GERMANY W	61	800	312	3049	
559 JAPAN	40	416	482	5814	
990 U STATES	33	969	42	1174	
	182	2753	894	10741	
HARVESTERS AND PARTS					5302
	NO				
1 U KINGDOM		10517		10758	
990 U STATES	39	266269	195	809279	
	39	276786	195	820037	
HAY LOADERS AND PARTS					5303
	NO				
990 U STATES	2	4027	23	15410	
	2	4027	23	15410	
MOWING MACHINES AND PARTS					5305
	NO				
1 U KINGDOM		3160		5130	
55 GERMANY W			50	8965	
85 SWEDEN		1833	20	3768	
990 U STATES	759	391016	1977	1043905	
	769	396009	2047	1061768	
POTATO DIGGERS PLANTERS PARTS					5306
	NO				
990 U STATES	36	53290	103	138203	
	36	53290	103	138203	
HAY RAKES TEDDERS AND PARTS					5307
	NO				
73 NETHRLNDS			1	360	
990 U STATES	915	380360	2147	929964	
	915	380360	2148	930324	
RAKES N O P					5308
	DOZ				
1 U KINGDOM	10	104	70	1005	
55 GERMANY W	521	2275	1163	5724	
559 JAPAN	4512	5943	8158	17448	
990 U STATES	288	1862	4943	35504	
	5331	10184	14334	59681	
SCYTHES					5310
	DOZ				
1 U KINGDOM	64	1071	114	1963	
43 AUSTRIA	138	2848	733	14107	
55 GERMANY W	40	842	40	842	
990 U STATES	78	1641	422	8011	
	320	6402	1309	24923	
SICKLES OR REAPING HOOKS					5311
	DOZ				
1 U KINGDOM	18	179	68	337	
990 U STATES	26	140	433	3735	
	44	319	501	4072	

IMPORTS BY COMMODITIES AND COUNTRIES

Commodity and Country	MARCH 1961		JANUARY TO MARCH 1961		Class Number
	Quantity	Value (\$)	Quantity	Value (\$)	
CULTIVATORS SCUFFLERS AND PTS					5321
1 U KINGDOM		11192		69803	
49 DENMARK				2265	
55 GERMANY W		2118		2118	
73 NETHRLNDS				220	
559 JAPAN		307		1659	
990 U STATES		1583928		3103219	
		1597545		3179284	
ORILLS SEED SEEDERS AND PARTS					5322
1 U KINGDOM		243		243	
990 U STATES		269160		701984	
		269403		702227	
HARROWS DISC AND PARTS					5323
1 U KINGDOM				217	
990 U STATES		237267		680140	
		237267		680357	
HARROWS AND PARTS N O P					5324
1 U KINGDOM		2147		24027	
86 SWITZRLND		3578		3578	
990 U STATES		95826		262827	
		101551		290432	
HOES	DOZ				5325
1 U KINGDOM	30	130	30	130	
55 GERMANY W	25	118	75	353	
559 JAPAN	101	381	882	5349	
990 U STATES	71	1086	600	7272	
	227	1715	1587	13104	
PLOUGHS DISC AND PARTS					5326
1 U KINGDOM				51	
990 U STATES		86202		264896	
		86202		264947	
PLOUGHS AND PARTS N O P					5327
1 U KINGDOM		425		604	
990 U STATES		265706		680566	
		266131		681170	
ROLLERS FARM OR LAWN AND PARTS	NO				5328
990 U STATES		746	866	23041	
		746	866	23041	
FANNING MILL PEAVINERS AND PTS	NO				5331
54 FRANCE			1	1839	
990 U STATES		28	59	193498	
		28	60	195337	
HARVESTER COMBINES AND PARTS	NO				5332
1 U KINGDOM		16309		24599	
54 FRANCE		1204		1204	
990 U STATES		369	627	4762058	
		369	627	4787861	
THRESHING MACHINE SEPARATORS	NO				5333
990 U STATES		1	3	1114	
		1	3	1114	
THRESHING MACHINE PARTS					5334
990 U STATES		1763		2870	
		1763		2870	
ELECT GENERATORS FARM AND PTS					5342
1 U KINGDOM		2142		2142	
990 U STATES		6381		20202	
		8523		22344	
FOOER FEED CUTTERS AND PARTS	NO				5343
990 U STATES		2773	7	11458	
		2773	7	11458	
FRUIT VEGETABLE GRADING MACH					5344
1 U KINGDOM		19101		19101	
73 NETHRLNDS				3595	
990 U STATES		85831		201425	
		104932		224121	
GRAIN HAY GRINDERS AND PARTS	NO				5345
874 MEXICO				191	
990 U STATES		189	393	161082	
		189	393	161273	
HAY PRESSES AND PARTS	NO				5346
1 U KINGDOM		29120		51584	
990 U STATES		527	2007	2731265	
		527	2007	2782849	
MANURE SPREADERS AND PARTS	NO				5350
1 U KINGDOM				140	
990 U STATES		756	1860	727017	
		756	1860	727157	
POST HOLE DIGGERS AND PARTS	NO				5352
990 U STATES		1820	2252	68211	
		1820	2252	68211	
SPADES AND SHOVELS N O P	DOZ				5353
1 U KINGDOM		263	1766	20770	
55 GERMANY W			71	911	
559 JAPAN		229	1678	16291	
990 U STATES		36	216	3162	
		528	3731	41134	
SPRAYING AND DUSTING MACHINES					5354
1 U KINGDOM		4880		15838	
516 HONG KONG		421		421	
559 JAPAN				684	
990 U STATES		372524		771488	
		377825		788431	
TRACTION DITCHING MACH AND PTS	NO				5356
990 U STATES		14	31	241545	
		14	31	241545	

IMPORTS BY COMMODITIES AND COUNTRIES

Commodity and Country	MARCH 1961		JANUARY TO MARCH 1961		Class Number
	Quantity	Value (\$)	Quantity	Value (\$)	
TRACTORS					
1 U KINGDOM	NO 657	896069	2216	3343349	5357
54 FRANCE			3	4791	
55 GERMANY W	30	77808	63	151409	
67 ITALY	2	4629	32	45842	
990 U STATES	2918	9351425	7491	22853692	
	3607	10329931	9805	26399083	
TRACTOR PARTS AND ACCESSORIES					
1 U KINGDOM		280613		643197	5358
49 DENMARK				5365	
54 FRANCE		670		1505	
55 GERMANY W		8322		52524	
67 ITALY		827		3869	
73 NETHRLNDS				2493	
85 SWEDEN				497	
559 JAPAN		3565		5894	
990 U STATES		3976975		11032976	
		4270972		11748320	
PRUNING HOOKS SHEARS DEHORERS					
1 U KINGDOM		179		631	5362
44 BELG LUX				952	
54 FRANCE		234		234	
55 GERMANY W		468		6342	
67 ITALY		167		4599	
559 JAPAN		211		495	
990 U STATES		24349		51065	
		25608		64318	
AGRIC IMPLEMENTS NOP AND PARTS					
1 U KINGDOM		30145		122154	5363
49 DENMARK		1782		2421	
54 FRANCE		1278		1278	
55 GERMANY W		1995		10871	
73 NETHRLNDS		482		2508	
85 SWEDEN		2371		2659	
559 JAPAN		382		2189	
614 AUSTRALIA		204		204	
990 U STATES		1895594		4781803	
		1934233		4926087	
KNIVES AND FORKS TABLE					
1 U KINGDOM		4789		12853	5371
43 AUSTRIA		518		2354	
49 DENMARK		2634		3515	
53 FINLAND		61		61	
54 FRANCE		50		2267	
55 GERMANY W		2735		6807	
67 ITALY				219	
73 NETHRLNDS		58		414	
76 NORWAY		77		77	
85 SWEDEN		3537		5366	
86 SWITZRLND		114		169	
516 HONG KONG				268	
519 INDIA				465	
559 JAPAN		46441		182713	
990 U STATES		16177		37010	
		77191		254558	
POCKET KNIVES					
1 U KINGDOM		14090		56675	5372
54 FRANCE		71		834	
55 GERMANY W		13055		40594	
67 ITALY				2667	
85 SWEDEN		524		524	
86 SWITZRLND		1068		1721	
559 JAPAN		1664		2798	
990 U STATES		12976		26560	
		43448		132373	
RAZORS N O P AND PARTS					
1 U KINGDOM		85		875	5373
54 FRANCE				74	
55 GERMANY W		1804		4673	
559 JAPAN		617		617	
990 U STATES		22570		181191	
		25076		187430	
SAFETY RAZOR BLADES					
1 U KINGDOM	DOZ 85467	14757	511943	79764	5374
55 GERMANY W	1708	336	24125	1590	
990 U STATES	123134	8783	427201	28201	
	210309	23876	963269	109555	
SCISSORS AND SHEARS N O P					
1 U KINGDOM		12277		49947	5375
54 FRANCE		617		789	
55 GERMANY W		34733		117563	
67 ITALY		5206		16622	
527 PAKISTAN		501		2145	
559 JAPAN		3778		17731	
990 U STATES		42919		103227	
		100031		308024	
OTHER KNIVES N O P					
1 U KINGDOM		3249		11565	5376
49 DENMARK		135		331	
53 FINLAND		460		567	
54 FRANCE		330		1540	
55 GERMANY W		4590		21086	
67 ITALY		108		108	
85 SWEDEN		1511		3562	
86 SWITZRLND				55	
516 HONG KONG		96		96	

IMPORTS BY COMMODITIES AND COUNTRIES

Commodity and Country	MARCH 1961		JANUARY TO MARCH 1961		Class Number	
	Quantity	Value (\$)	Quantity	Value (\$)		
559 JAPAN		2871		9128	5377	
990 U STATES		9115		24700		
		22465		72738		
1 U KINGDOM		394		2529		
43 AUSTRIA		73		1205		
49 DENMARK		1226		1431		
53 FINLAND		64		64		
55 GERMANY W		1555		2842		
73 NETHRLNDS		450		1820		
76 NORWAY		89		89		
85 SWEDEN		2074		2878		
559 JAPAN		9081		57491	5378	
990 U STATES		2693		4455		
		17699		74804		
1 U KINGDOM		10133		26777		
54 FRANCE		1313		3252		
55 GERMANY W		10606		28423		
85 SWEDEN				627		
86 SWITZRLND		296		1125		
516 HONG KONG		96		277		
519 INDIA				200		
559 JAPAN		12502		37830	5381	
990 U STATES		23147		46583		
		58093		145094		
1 U KINGDOM	LB	11669	44427	12810		
55 GERMANY W		12039	32970	10656		
67 ITALY			741	494		
73 NETHRLNDS			2970	922		
85 SWEDEN		4217	11788	2837		
559 JAPAN		11769	69623	14884		
990 U STATES		83408	200457	143328		
		123102	362976	185931	5391	
990 U STATES	CWT	239	853	34780		
		239	853	34780		
1 U KINGDOM	LB	4208	7783	1740		
55 GERMANY W		1287	6480	2908		
559 JAPAN		2482	2482	602		
990 U STATES		4759	12489	5814		
		12736	29234	11064		
1 U KINGDOM	CWT	1664	6444	53594		5394
43 AUSTRIA		5848	7429	45321		
44 BELG LUX		275	335	2457		
55 GERMANY W		4000	4000	23993		
67 ITALY			960	6151		
73 NETHRLNDS		4415	6413	44119		
85 SWEDEN			11	253		
559 JAPAN		15638	34324	250062		
990 U STATES		213	1365	35989		
		32053	61281	461939		
1 U KINGDOM	LB	7225	18211	3077	5395	
55 GERMANY W			5353	2201		
559 JAPAN		600	16062	2266		
990 U STATES		18269	48837	22668		
		26094	88463	30212		
1 U KINGDOM		5197		14970		5400
55 GERMANY W		1547		2368		
246 CZECHO S		696		696		
516 HONG KONG		715		715		
559 JAPAN				1452		
990 U STATES		126		818		
		8281		21019		
1 U KINGDOM	M	119	248	10997	5401	
54 FRANCE			17	1196		
55 GERMANY W		93	153	4622		
86 SWITZRLND		29	46	3580		
990 U STATES		545	1531	88365		
		786	1995	108760		
1 U KINGDOM		25714		96252		5402
44 BELG LUX		2985		7745		
55 GERMANY W		7084		19338		
67 ITALY		1119		4053		
73 NETHRLNDS		396		396		
86 SWITZRLND				157		
246 CZECHO S				1261		
559 JAPAN		445		4964		
990 U STATES		16385		48130		
		54128		182296		
1 U KINGDOM	LB	28192	102091	88904	5403	
54 FRANCE		24311	2000	454		
55 GERMANY W		573	1676	2005		
82 SPAIN		1588	1588	446		
246 CZECHO S		2346	7721	3344		
559 JAPAN		1390	3790	2753		
990 U STATES		3719	10356	20473		
		37808	129222	118379		

IMPORTS BY COMMODITIES AND COUNTRIES

Commodity and Country	MARCH 1961		JANUARY TO MARCH 1961		Class Number
	Quantity	Value (\$)	Quantity	Value (\$)	
PINS FOR MARKING SYSTEMS	LB				
1 U KINGDOM			150	109	5404
990 U STATES	3428	5139	5878	9377	
	3428	5139	6028	9486	
NUTS AND BOLTS WASHERS RIVETS	LB				
1 U KINGDOM	212903	46056	359463	105287	5411
43 AUSTRIA	230	112	11855	1643	
44 BELG LUX	8866	962	8866	962	
54 FRANCE	24184	3509	62121	12154	
55 GERMANY W	25308	4209	121976	31183	
67 ITALY	999	577	2411	1275	
73 NETHRLNDS	22737	4625	22872	4675	
85 SWEDEN	1910	4631	7955	8021	
86 SWITZRLND	11	193	11	193	
516 HONG KONG			118	118	
559 JAPAN	11412	2300	88406	13661	
614 AUSTRALIA			2375	700	
990 U STATES	639631	318554	1854524	978776	
	948191	385728	2542953	1158648	
MACHINE AND OTHER SCREWS N O P					
1 U KINGDOM		5903		10442	5412
43 AUSTRIA				123	
44 BELG LUX		3023		3023	
55 GERMANY W		697		3631	
73 NETHRLNDS		1370		1370	
86 SWITZRLND		250		307	
516 HONG KONG				80	
559 JAPAN		79		4337	
886 P RICO				4799	
990 U STATES		200259		582064	
		211581		610176	
WOOD SCREWS OF IRON OR STEEL					
1 U KINGDOM		1456		4229	5413
43 AUSTRIA		65		659	
44 BELG LUX				1319	
55 GERMANY W		404		4405	
85 SWEDEN		1111		1426	
516 HONG KONG				344	
559 JAPAN		975		3752	
886 P RICO				5227	
990 U STATES		6323		20401	
		10334		41762	
FISH HOOKS COMMERCIAL					
1 U KINGDOM		910		1805	5421
76 NORWAY		12494		22352	
559 JAPAN		113		1223	
990 U STATES		3055		4891	
		16572		30271	
HARDWARE N O P					
1 U KINGDOM		34564		120771	5422
43 AUSTRIA				1467	
49 DENMARK				51	
54 FRANCE				595	
55 GERMANY W		3988		12464	
85 SWEDEN				7720	
559 JAPAN		3746		8194	
990 U STATES		389002		1016995	
		431300		1168257	
LOCKS OF IRON OR STEEL					
1 U KINGDOM		4314		8184	5423
55 GERMANY W		723		8925	
67 ITALY		1495		1495	
516 HONG KONG				218	
559 JAPAN				327	
990 U STATES		73307		205044	
		79839		224193	
SKATES ICE AND PARTS	PAIR				
1 U KINGDOM	32	213	324	2396	5425
	32	213	324	2396	
SKATES ROLLER AND PARTS	PAIR				
1 U KINGDOM	108	203	1584	2473	5426
559 JAPAN	247	200	1255	943	
990 U STATES	1302	4832	2589	9317	
	1657	5235	5428	12733	
CARPET SWEEPERS	NO				
1 U KINGDOM	432	1567	492	1826	5441
886 P RICO	160	1393	812	7049	
990 U STATES	598	2570	1882	8052	
	1190	5530	3186	16927	
CLEANERS ELECTRIC VACUUM	NO				
1 U KINGDOM	358	6344	1825	39816	5442
49 DENMARK	220	7539	348	12052	
55 GERMANY W			2	108	
67 ITALY	275	7248	275	7248	
73 NETHRLNDS	635	12748	1906	39966	
85 SWEDEN			1	70	
990 U STATES	7873	299197	29634	1092337	
	9361	333076	33991	1191597	
CLEANERS HAND VACUUM AND PARTS					
1 U KINGDOM		43995		109944	5443
49 DENMARK				1359	
55 GERMANY W				173	
73 NETHRLNDS		131		650	
85 SWEDEN				2108	
886 P RICO				6394	
990 U STATES		176862		517100	
		220988		637728	

IMPORTS BY COMMODITIES AND COUNTRIES

Commodity and Country	MARCH 1961		JANUARY TO MARCH 1961		Class Number
	Quantity	Value (\$)	Quantity	Value (\$)	
CLOTHES WRINGERS DOMESTIC					
990 U STATES		5742		20464	5444
		5742		20464	
SEWING MACHINES DOMESTIC	NO				5445
1 U KINGDOM	1828	41892	6133	121473	
55 GERMANY W	74	5585	345	28346	
67 ITALY	51	1440	104	2948	
73 NETHRLNDS			1	50	
85 SWEDEN			61	4860	
86 SWITZRLND	646	43018	1482	105035	
246 CZECHO S	204	6223	354	8248	
519 INDIA	400	5295	650	8639	
559 JAPAN	3848	94803	17906	452688	
990 U STATES	2697	177247	7902	568237	
	9748	375503	34938	1300524	
SEWING MACH ATTACHMNTS DOMESTIC					5446
1 U KINGDOM		8492		39639	
55 GERMANY W				63	
86 SWITZRLND		602		874	
559 JAPAN		1873		2762	
990 U STATES		15309		52770	
		26276		96108	
SEWING MACHINE PARTS DOMESTIC					5447
1 U KINGDOM		22379		120511	
49 DENMARK		151		322	
55 GERMANY W		636		4873	
85 SWEDEN		107		362	
86 SWITZRLND		2945		2999	
246 CZECHO S		211		211	
288 YUGO SLAV		3341		7311	
559 JAPAN		889		3489	
990 U STATES		54651		119817	
		85310		259895	
CLOTHES DRYERS DOMESTIC ELECTRIC	NO				5448
1 U KINGDOM	336	15529	1052	48970	
55 GERMANY W	1	133	149	6555	
990 U STATES	1676	260501	5685	907107	
	2013	276163	6886	962632	
WATER PUMPS DOMESTIC	NO				5449
1 U KINGDOM	350	3047	709	5062	
990 U STATES	101	5700	167	13790	
	451	8747	876	18852	
WASHING MACHINES ELECTRIC	NO				5450
1 U KINGDOM	30	2723	43	4065	
55 GERMANY W			2	362	
990 U STATES	3596	502657	9694	1369195	
	3626	505380	9739	1373622	
WASHING MACHINES N O P	NO				5451
990 U STATES	2	100	2	100	
	2	100	2	100	
WASHING MACHINE PARTS					5453
1 U KINGDOM				2068	
86 SWITZRLND		727		1458	
990 U STATES		477812		1277878	
		478539		1281404	
IRONERS DOMESTIC ELEC AND PTS	NO				5454
990 U STATES	5	1644	12	2340	
	5	1644	12	2340	
ARTICLES FOR SMELTING IRON					5461
1 U KINGDOM		685		1235	
55 GERMANY W		90		75958	
76 NORWAY				69	
990 U STATES		42513		71320	
		43288		148582	
BLOWERS SMELTING APPARATUS					5462
990 U STATES		41978		119105	
		41978		119105	
BUDDLES VANNERS SLIME TABLES					5463
990 U STATES		2799690		2816185	
		2799690		2816185	
CHOCK RELEASE APPARATUS					5465
COAL HEADING MACHINES					5466
990 U STATES		44236		121351	
		44236		121351	
MINERS LAMPS AND ACCESSORIES					5467
1 U KINGDOM		624		6076	
990 U STATES		47751		143211	
		48375		149287	
AMALGAM SAFES ORE SAMPLERS					5468
1 U KINGDOM				2665	
55 GERMANY W				1922	
990 U STATES		44708		122037	
		44708		126624	
SUNDRY METALLURGICAL APPARATUS					5469
1 U KINGDOM		52704		58733	
54 FRANCE				1200	
55 GERMANY W		466		33308	
85 SWEDEN		998		2246	
559 JAPAN		4281		4281	
990 U STATES		519709		1493106	
		578158		1592874	
DIAMOND DRILLS CORE DRILLS					5470
1 U KINGDOM		43090		98291	
990 U STATES		28091		165323	
		71181		263614	

IMPORTS BY COMMODITIES AND COUNTRIES

Commodity and Country	MARCH 1961		JANUARY TO MARCH 1961		Class Number
	Quantity	Value (\$)	Quantity	Value (\$)	
MINE LOADING MACH CONVEYORS					5471
1 U KINGDOM		13632		55744	
55 GERMANY W		9425		9637	
85 SWEDEN		4792		17356	
990 U STATES		569447		2738068	
		597296		2820805	
MACHINERY ALLUVIAL MINING					5473
990 U STATES		208408		208840	
		208408		208840	
MACHINERY ORE HANDLING					5474
990 U STATES				309	
				309	
MACHINERY ORE CONCENTRATION					5475
1 U KINGDOM		2797		5343	
55 GERMANY W				181	
990 U STATES		56434		337896	
		59231		343420	
MACHINERY METAL REFINING					5476
1 U KINGDOM		499		1151	
44 BELG LUX		21769		21769	
990 U STATES		4200		172497	
		26468		195417	
ORE CRUSHERS GRINDING MILLS					5477
1 U KINGDOM		12875		70815	
54 FRANCE		1040		1040	
55 GERMANY W				37558	
990 U STATES		74600		353904	
		88515		463317	
COAL CUTTERS AUGERS DRILLS					5478
1 U KINGDOM		12973		14898	
55 GERMANY W				1264	
990 U STATES		449		9503	
		13422		25665	
PUMPS PREC METAL EXTRACTION					5480
990 U STATES		14157		37727	
		14157		37727	
ROCK DRILLS AND PARTS					5481
1 U KINGDOM	NO	1362		15749	
53 FINLAND		189	6	2453	
85 SWEDEN	138	33781	166	104186	
86 SWITZRLND			1	461	
990 U STATES	63	201939	172	606538	
	201	237271	345	729387	
WELL DRILLING MACHINERY					5482
1 U KINGDOM		24688		62894	
55 GERMANY W		1813		1813	
990 U STATES		2350150		7951286	
		2376651		8015993	
ADDING MACHINES AND PARTS					5500
1 U KINGDOM	NO				
54 FRANCE	120	16523	625	90910	
55 GERMANY W	60	8120	120	17242	
67 ITALY	333	39741	787	94308	
76 NORWAY	541	47521	924	91424	
85 SWEDEN	130	8450	205	11546	
86 SWITZRLND	354	21314	638	44799	
246 CZECHO S			25	1556	
990 U STATES			400	3481	
	2196	347610	3475	612931	
	3734	489279	7199	968197	
BOOKKEEPING MACHINES AND PARTS					5501
1 U KINGDOM	NO				
49 DENMARK	11	24037	11	56664	
55 GERMANY W		60		460	
67 ITALY	41	27365	134	128545	
73 NETHRLNDS	520	127456	681	262811	
85 SWEDEN	13	5060	64	10180	
86 SWITZRLND	53	10319	60	12764	
246 CZECHO S	43	8643	81	16186	
990 U STATES	25	2247	25	2247	
	799	2641631	1906	6666285	
	1505	2846818	2962	7156142	
CASH REGISTERS					5502
55 GERMANY W		9201		30083	
76 NORWAY		2910		4530	
85 SWEDEN		37356		197410	
990 U STATES		16576		53420	
		66043		285443	
CASH REGISTER PARTS					5503
55 GERMANY W		387		692	
85 SWEDEN		3974		6351	
990 U STATES		143133		390310	
		147494		397353	
DICTATING MACHINES AND PARTS					5504
1 U KINGDOM		24742		106739	
49 DENMARK		95		624	
54 FRANCE		95		1807	
55 GERMANY W		19518		129649	
73 NETHRLNDS		1735		36443	
86 SWITZRLND		1015		1195	
559 JAPAN		1514		1514	
990 U STATES		109736		299818	
		158450		577789	
TYPEWRITER PARTS					5506
1 U KINGDOM		3788		18876	
54 FRANCE		309		852	
55 GERMANY W		8291		38696	
67 ITALY		147		380	

IMPORTS BY COMMODITIES AND COUNTRIES

Commodity and Country	MARCH 1961		JANUARY TO MARCH 1961		Class Number
	Quantity	Value (\$)	Quantity	Value (\$)	
73 NETHRLNDS		178		336	
85 SWEDEN		53		119	
86 SWITZRLND		345		2508	
246 CZECHO S		20389		69552	
990 U STATES		418025		1058290	
TYPEWRITERS ELECTRIC	NO	451525		1189609	5507
55 GERMANY W	25	5719	28	6380	
85 SWEDEN	20	3447	26	4474	
86 SWITZRLND	17	3753	33	7681	
990 U STATES	339	96828	781	239518	
TYPEWRITERS PORTABLE	NO	109747	868	258053	5508
1 U KINGDOM	1041	34098	1682	56206	
55 GERMANY W	210	10526	352	15236	
67 ITALY			201	5382	
73 NETHRLNDS			100	2956	
82 SPAIN			200	4400	
85 SWEDEN	73	3470	93	4408	
86 SWITZRLND	212	8938	526	20139	
246 CZECHO S			2100	38642	
258 GERMANY E	508	11431	1257	27664	
559 JAPAN			100	2241	
990 U STATES	30	1400	40	2200	
TYPEWRITERS STANDARD	NO	69863	6651	179474	5509
1 U KINGDOM	212	24764	1491	163095	
55 GERMANY W	410	30647	481	37643	
67 ITALY			18	2454	
85 SWEDEN	1	90	60	5463	
86 SWITZRLND	35	4288	210	22265	
990 U STATES	240	9690	465	20730	
ELECTRONIC COMPUTERS AND PARTS	NO	69479	2725	251650	5510
1 U KINGDOM		1619		1677	
55 GERMANY W	5	3588	5	3588	
990 U STATES	4	639065	17	1091030	
MACHINERY 412A PAPER WORKING	9	644272	22	1096295	5511
1 U KINGDOM		20055		134506	
49 DENMARK				315	
54 FRANCE		628		14753	
55 GERMANY W		173938		394900	
67 ITALY		63896		92931	
85 SWEDEN		1751		6946	
86 SWITZRLND		26042		28330	
246 CZECHO S		1810		1810	
258 GERMANY E		3705		17578	
287 U S S R				1666	
559 JAPAN		448		1201	
886 P RICO		10245		13519	
990 U STATES		1274817		3418402	
MACHINERY 412A CELLULOSE		1577335		4126857	5512
1 U KINGDOM		138		190	
55 GERMANY W				920	
990 U STATES		2031		33987	
NEWSPAPER PRESSES AND PARTS	NO	2169		35097	5513
1 U KINGDOM		18194		25097	
55 GERMANY W				169	
86 SWITZRLND				16683	
990 U STATES	1	154956	2	208273	
FLAT BED CYL PRESSES AND PARTS	NO	173150	2	250222	5514
67 ITALY			2	16016	
990 U STATES	3	16600	4	52668	
PRINTING PRESSES N O P AND PTS	NO	16600	6	68684	5515
1 U KINGDOM	366	161971	1237	452716	
49 DENMARK			23	5475	
54 FRANCE	1	5762	2	11148	
55 GERMANY W	91	200697	257	439639	
67 ITALY	3	28187	49	142662	
73 NETHRLNDS	1	1835	26	3776	
85 SWEDEN		148	26	26133	
86 SWITZRLND		443	1	3017	
246 CZECHO S	1	4654	2	8054	
258 GERMANY E	1	6855	1	6855	
559 JAPAN	1	300	4	770	
990 U STATES	1432	690143	2322	2334572	
TYPECASTING MACHINES AND PARTS	1897	1100995	3950	3434817	5516
1 U KINGDOM		2443		6551	
67 ITALY		157		157	
990 U STATES		279384		746836	
TYPEMAKING ACCESSORIES AND PTS		281984		753544	5517
1 U KINGDOM		875		970	
990 U STATES		3093		27748	
SHOVELS PWR NOT MDE CANADA NOP		3968		28718	5518
990 U STATES	12	161295	28	373143	
SHOVELS POWER MADE CANADA NOP	12	161295	28	373143	5519
1 U KINGDOM			2	58537	

IMPORTS BY COMMODITIES AND COUNTRIES

Commodity and Country	MARCH 1961		JANUARY TO MARCH 1961		Class Number
	Quantity	Value (\$)	Quantity	Value (\$)	
990 U STATES	9	235582	15	401836	
SHOVELS POWER PARTS OF NO P	9	235582	17	460373	
1 U KINGDOM		1000		6206	5520
55 GERMANY W				136	
67 ITALY				134	
85 SWEDEN				156	
990 U STATES		399484		1025268	
AIR COMPRESSING MACH AND PARTS		400484		1031900	
1 U KINGDOM		64695		195417	5521
43 AUSTRIA		940		1880	
44 BELG LUX		27550		45332	
49 DENMARK				5981	
54 FRANCE		409		1522	
55 GERMANY W		6769		33891	
67 ITALY		2449		2449	
73 NETHRLNDS		4388		6370	
85 SWEDEN		11776		30252	
86 SWITZRLND		2144		3167	
559 JAPAN				827	
990 U STATES		390442		1699029	
BAKERY MACHINERY AND PARTS		511562		2026117	
1 U KINGDOM		6366		15475	5522
43 AUSTRIA		1136		1946	
49 DENMARK				950	
55 GERMANY W		1883		8615	
67 ITALY				3508	
73 NETHRLNDS		11159		17999	
559 JAPAN				1031	
990 U STATES		320107		917565	
CHAIN SAWS AND PARTS		340651		967089	
55 GERMANY W	NO				5523
76 NORWAY	200	14912	201	19320	
85 SWEDEN	10	691	15	1037	
990 U STATES	25	4017	75	22674	
	402	206268	1036	658486	
	637	225888	1327	701517	
COAL CARBDNIZING MACH AND PTS					5524
990 U STATES		2492		10382	
SEWING MACH INDUSTRIAL AND PTS		2492		10382	
1 U KINGDDM	NO				5525
44 BELG LUX	77	19008	268	50537	
49 DENMARK		7135		7135	
54 FRANCE		311		468	
55 GERMANY W	70	12369	6	1034	
86 SWITZRLND	5	460	174	29162	
258 GERMANY E			29	3520	
559 JAPAN	4	1301	5	397	
990 U STATES	562	243629	34	5309	
	718	284213	1259	616377	
CLAY PRODUCTS MACH AND PARTS					5526
1 U KINGDOM		1088		1088	
990 U STATES		5572		25656	
COAL COKE AND GAS MACH AND PTS		6660		26744	5527
1 U KINGDOM				4486	
990 U STATES		55405		211794	
WASTE RECDVERY MACH AND PARTS		55405		216280	5528
1 U KINGDOM		1792		4588	
990 U STATES		46959		132488	
COAL HANDLING MACHINES AND PTS		48751		137076	5529
1 U KINGDOM				161	
990 U STATES		33595		90164	
CONCRETE MIXING MACH AND PARTS		33595		90325	5530
1 U KINGDOM	NO				
49 DENMARK		1308		1361	
990 U STATES		66643	1	3358	
	23	66643	47	130152	
ROCK DRILL BITS		67951	48	134871	5531
1 U KINGDOM	NO				
85 SWEDEN			783	7582	
427 UN SO AFR	3175	30065	9764	117394	
990 U STATES	250	1641	250	1641	
	2879	29943	7330	183707	
	6304	61649	18127	310324	
DENTAL ENGINES ELECTRIC					5532
1 U KINGDOM	NO				
990 U STATES			7	1092	
	60	6296	76	8645	
	60	6296	83	9737	
HAND FIRE EXTINGUISHERS					5534
1 U KINGDOM		4344		4942	
990 U STATES		83925		281202	
		88269		286144	
FERTILIZER MACHINERY AND PARTS					5535
1 U KINGDDM		60		1073	
990 U STATES		827		2202	
		887		3275	
FISH PREPARING MACH AND PARTS					5536
55 GERMANY W		2492		6017	
990 U STATES		8345		8635	
		10837		14652	

IMPORTS BY COMMODITIES AND COUNTRIES

Commodity and Country	MARCH 1961		JANUARY TO MARCH 1961		Class Number
	Quantity	Value (\$)	Quantity	Value (\$)	
REFRIGERATING MACH AND PARTS					5537
1 U KINGDOM		15679		32333	
49 DENMARK				1700	
55 GERMANY W		216		503	
86 SWITZRLND				1172	
990 U STATES		1009466		2349526	
		1025361		2385234	
LAWN MOWERS POWER AND PARTS					5538
1 U KINGDOM	NO		206	18548	
990 U STATES	44	3955			
		17188	27439	1433641	
		17232	27645	1452189	
LAWN MOWERS N O P					5539
1 U KINGDOM	NO		17299	146524	
55 GERMANY W		84085		1059	
990 U STATES		200	200	1059	
		2099	5538	77911	
		12014	23037	225494	
LEATHER MACHINERY AND PARTS					5540
1 U KINGDOM				305	
55 GERMANY W				783	
990 U STATES		25499		64240	
		25499		65328	
LOGGING MCHY AND PARTS N O P					5541
1 U KINGDOM		19597		30137	
55 GERMANY W				1895	
85 SWEDEN		3686		21566	
86 SWITZRLND		431		5786	
559 JAPAN		1101		1101	
990 U STATES		516683		1450329	
		541498		1510814	
METAL DRILLING MACH AND PARTS					5542
1 U KINGDOM		7292		73702	
44 BELG LUX		166		166	
54 FRANCE		351		7811	
55 GERMANY W		1755		7914	
67 ITALY		3398		3398	
85 SWEDEN		2168		3941	
86 SWITZRLND		439		14704	
246 CZECHO S		186		4891	
990 U STATES		110044		364289	
		125799		500816	
METAL GRINDING MACH AND PARTS					5543
1 U KINGDOM		29066		120075	
49 DENMARK		1464		4636	
53 FINLAND				1056	
55 GERMANY W		10429		22942	
67 ITALY		9047		13183	
73 NETHRLNDS		10624		15906	
85 SWEDEN		4451		25891	
86 SWITZRLND		67493		74016	
246 CZECHO S		11834		18722	
990 U STATES		322125		862999	
		466533		1159426	
METALWORKING LATHES AND PARTS					5544
1 U KINGDOM		81144		300170	
43 AUSTRIA		8191		8191	
44 BELG LUX		11379		16960	
49 DENMARK				1690	
54 FRANCE		5557		7214	
55 GERMANY W		29146		104446	
67 ITALY		143		12702	
73 NETHRLNDS		175		175	
85 SWEDEN		1223		10037	
86 SWITZRLND		2191		4015	
246 CZECHO S		14191		28996	
990 U STATES		145720		523644	
		299060		1018240	
METAL MILLING MACHINES AND PTS					5545
1 U KINGDOM		165204		338402	
49 DENMARK		4985		5101	
54 FRANCE		3277		14782	
55 GERMANY W		7254		57538	
67 ITALY				4087	
73 NETHRLNDS		15139		20797	
82 SPAIN				3814	
85 SWEDEN		1046		19137	
86 SWITZRLND		1666		4284	
246 CZECHO S		1221		4360	
990 U STATES		131735		235203	
		331527		707505	
METALWORKING PLANERS AND PARTS					5546
990 U STATES		205		1055	
		205		1055	
METALWORKING PRESSES AND PARTS					5547
1 U KINGDOM		4623		105965	
49 DENMARK		345		345	
55 GERMANY W		3327		70026	
86 SWITZRLND		2666		3345	
246 CZECHO S				3666	
990 U STATES		311362		938947	
		322323		1122294	
METAL ROLLING MILL MCH AND PTS					5548
1 U KINGDOM				145344	
55 GERMANY W		9473		87108	
85 SWEDEN				2619	
86 SWITZRLND				419	
990 U STATES		303087		771560	
		312560		1007050	

IMPORTS BY COMMODITIES AND COUNTRIES

Commodity and Country	MARCH 1961		JANUARY TO MARCH 1961		Class Number
	Quantity	Value (\$)	Quantity	Value (\$)	
METAL SHAPERS SLOTTERS AND PTS					5549
1 U KINGDOM		613		5832	
55 GERMANY W		11019		44339	
85 SWEDEN				6234	
86 SWITZRLND		343		343	
559 JAPAN		1184		1184	
990 U STATES		46133		187929	
		59292		245861	
METALWORKING MCH N O P AND PTS					5550
1 U KINGDOM		224064		382559	
44 BELG LUX		1037		4544	
54 FRANCE				88065	
55 GERMANY W		17483		134262	
67 ITALY		6459		6931	
85 SWEDEN		4461		8014	
86 SWITZRLND		1173		20362	
559 JAPAN				367	
990 U STATES		735512		1943811	
		990189		2588915	
MOTION PICTURE PROJECTORS					5551
1 U KINGDOM		21657		45517	
43 AUSTRIA		8507		58998	
44 BELG LUX		374		374	
54 FRANCE		4866		4866	
55 GERMANY W		1352		10034	
67 ITALY				987	
86 SWITZRLND		2245		3834	
559 JAPAN		9196		31276	
990 U STATES		292740		749227	
		340937		905113	
CRANES ETC NOT MADE IN CANADA	NO				5552
1 U KINGDOM	11	6546	12	7383	
43 AUSTRIA	2	16326	2	16326	
54 FRANCE	1	15248	1	15248	
55 GERMANY W			2	1172	
85 SWEDEN	4	4044	17	14090	
990 U STATES	87	255133	203	631074	
	105	297297	237	685293	
CRANES ETC KIND MADE IN CANADA	NO				5553
1 U KINGDOM	17	74210	191	88906	
55 GERMANY W	63	30157	204	179994	
76 NORWAY	6	4492	35	18462	
559 JAPAN			200	4357	
990 U STATES	189	229915	413	451662	
	275	338774	1043	743381	
CRANES HOISTS ETC NOP PARTS OF					5554
1 U KINGDOM		43835		89978	
54 FRANCE		768		768	
55 GERMANY W		3041		20188	
76 NORWAY		1169		1339	
85 SWEDEN		772		5846	
86 SWITZRLND		1699		1699	
990 U STATES		197811		582364	
		249095		702182	
OZONE GENERATORS AND PARTS					5555
1 U KINGDOM		468		468	
55 GERMANY W				942	
86 SWITZRLND		484		2026	
990 U STATES		349		1494	
		1301		4930	
PAPER MILL MACHINES AND PARTS					5556
1 U KINGDOM		174700		850169	
43 AUSTRIA		3555		11346	
54 FRANCE				2965	
55 GERMANY W		16528		29387	
85 SWEDEN		194		194	
559 JAPAN				1362	
990 U STATES		534676		1232649	
		729653		2128072	
PULP MILL MACHINES AND PARTS					5557
1 U KINGDOM		5461		6368	
55 GERMANY W		8185		8185	
67 ITALY				4024	
85 SWEDEN		297804		616047	
990 U STATES		205090		551729	
		516540		1186353	
POWER PUMPS N O P AND PARTS	NO				5558
1 U KINGDOM	88	75314	545	396860	
44 BELG LUX	2	2696	2	2696	
49 DENMARK	17	1707	19	2379	
54 FRANCE		518	1000	2439	
55 GERMANY W	3	1068	6	3479	
67 ITALY	1	1961	1	1961	
73 NETHRLNDS			5	4721	
76 NORWAY			2	20028	
85 SWEDEN	20	9537	80	47923	
86 SWITZRLND	2	1333	4	1708	
427 UN SO AFR				699	
559 JAPAN		857		1085	
990 U STATES	5026	913305	14963	2409117	
	5159	1008296	16627	2895095	
RIFLE MAKING MACHINERY					
990 U STATES				209	
				209	
ROAD MAKING MACHINERY AND PTS					5560
1 U KINGDOM		15334		56885	

IMPORTS BY COMMODITIES AND COUNTRIES

Commodity and Country	MARCH 1961		JANUARY TO MARCH 1961		Class Number
	Quantity	Value (\$)	Quantity	Value (\$)	
55 GERMANY W				131	
990 U STATES		652165		1064862	
TRENCH AND DITCH MACH AND PTS		667499		1121878	
990 U STATES		5471		11162	5561
ROLLERS STREET ROAD AND PARTS		5471		11162	
1 U KINGDOM					5562
990 U STATES		990	6	13112	
ROLLS CAST FOR ROLLING STEEL		139380	40	241846	
1 U KINGDOM	24	140370	46	254958	
55 GERMANY W					5563
990 U STATES		94015		240114	
SAWMILL MACHINERY AND PARTS				4691	
44 BELG LUX		138799		488478	
55 GERMANY W		232814		733283	
85 SWEDEN				297	5564
990 U STATES		240		297	
SCRAPERS RAILWAY OR ROAD		10936		44648	
990 U STATES		919		3725	
SHOE MACHINERY AND PARTS		104866		298143	
1 U KINGDOM		116961		346813	
44 BELG LUX					5565
49 DENMARK		295927		524039	
54 FRANCE		295927		524039	
55 GERMANY W					5566
67 ITALY		6313		26628	
246 CZECHO S		977		977	
990 U STATES		3410		6706	
ROLLS CAST FOR ROLLING PAPER		2316		5749	
990 U STATES		669		7147	
STREET CLEANING MACH AND PARTS		1880		65514	
990 U STATES		143040		664	
BEET SUGAR MACHINERY AND PARTS		158605		434477	
990 U STATES		40582		547862	
VENEER DRYING MACHINES AND PTS		40582		56390	5567
990 U STATES					
WATER METERS N O P AND PARTS		21736		178918	
1 U KINGDOM		21736		178918	
55 GERMANY W					5569
990 U STATES		8210		11695	
WATER TURBINES AND PARTS		8210		11695	
1 U KINGDOM					5570
54 FRANCE		66		89949	
85 SWEDEN		66		89949	
990 U STATES					5571
WIRE STITCHER STAPLERS AND PTS					
1 U KINGDOM					5572
54 FRANCE		978	5	1907	
55 GERMANY W	250	2237	250	2237	
67 ITALY	5	5035	25	12786	
85 SWEDEN	257	8250	280	16930	
990 U STATES					5573
YARN CORD FABRIC MACH AND PTS		1851		1913	
1 U KINGDOM		708		1824	
43 AUSTRIA				60	
44 BELG LUX		7610		24563	
54 FRANCE		10169		28360	
55 GERMANY W					5574
67 ITALY		4300		14515	
85 SWEDEN		292		292	
553 CHINA COM		460		3396	
559 JAPAN		863		8545	
990 U STATES				812	
ALL MACHINERY N O P AND PARTS		764		3282	
1 U KINGDOM		106260		264787	
43 AUSTRIA		112939		295876	
44 BELG LUX					5575
49 DENMARK		315262		967940	
54 FRANCE		592		931	
55 GERMANY W				394	
67 ITALY		13474		14395	
73 NETHRLNDS		34904		126839	
86 SWITZRLND		55914		161865	
246 CZECHO S				570	
559 JAPAN		24843		86064	
990 U STATES		119		290	
ALL MACHINERY N O P AND PARTS		1428921		4541657	
1 U KINGDOM		1874029		5901382	
43 AUSTRIA					5576
44 BELG LUX		805679		2006542	
49 DENMARK		10219		30205	
54 FRANCE		6275		21434	
55 GERMANY W		44116		75958	
67 ITALY		30746		338267	
73 NETHRLNDS		186361		477186	
76 NORWAY		85921		267702	
78 PORTUGAL		132586		255919	
82 SPAIN		8701		8887	
85 SWEDEN		12389		20413	
86 SWITZRLND		2238		2238	
246 CZECHO S		50299		219458	
427 UN SO AFR		58770		282625	
		1269		708	
				1269	

IMPORTS BY COMMODITIES AND COUNTRIES

Commodity and Country	MARCH 1961		JANUARY TO MARCH 1961		Class Number
	Quantity	Value (\$)	Quantity	Value (\$)	
516 HONG KONG		611		1290	
559 JAPAN		3171		11650	
824 JAMAICA		3562		3562	
874 MEXICO				803	
886 P RICO		145769		190081	
990 U STATES		10796008		29266719	
		12384690		33482916	
CIGARETTE CIGAR MACH AND PARTS					5577
1 U KINGDOM		45807		408618	
55 GERMANY W		655		15935	
73 NETHRLNDS				277	
85 SWEDEN		186		11393	
990 U STATES		18712		70793	
		65360		507016	
VENEER OR PLYWOOD MACH AND PTS					5578
1 U KINGDOM				193	
55 GERMANY W		1507		1861	
990 U STATES		18441		65587	
		19948		67641	
FORGED STEEL ROLLS					5580
1 U KINGDOM		61069		121743	
990 U STATES		28632		130881	
		89701		252624	
FIXED METERS GAUGES FOR LIQUID					5581
1 U KINGDOM				5259	
55 GERMANY W		674		1298	
990 U STATES		68409		206264	
		69083		212821	
AIR CONDITIONING APPARATUS NOP					5582
1 U KINGDOM		9319		75615	
54 FRANCE				208	
55 GERMANY W		1654		2955	
67 ITALY				1332	
73 NETHRLNDS		5889		6174	
85 SWEDEN		2426		9739	
86 SWITZRLND				238	
990 U STATES		964358		2393201	
		983646		2489462	
DIES IN THE ROUGH					5583
1 U KINGDOM		1149		1318	
990 U STATES		5873		12203	
		7022		13521	
BOTTLING MACHINES AND PARTS					5584
1 U KINGDOM		9829		18750	
44 BELG LUX		2116		2116	
55 GERMANY W		12160		12711	
990 U STATES		647228		1218548	
		671333		1252125	
BULLDOZERS EARTHMOVERS AND PTS	NO				5585
1 U KINGDOM		29033		96175	
85 SWEDEN		890		2242	
559 JAPAN		647		751	
990 U STATES	16	898794	34	2509542	
	16	929364	34	2608710	
CONVEYING EQUIPMENT AND PARTS					5586
1 U KINGDOM		172653		350879	
43 AUSTRIA		1934		20919	
49 DENMARK				1134	
54 FRANCE				10288	
55 GERMANY W		8867		194600	
67 ITALY				1284	
76 NORWAY				19392	
85 SWEDEN		6945		26911	
86 SWITZRLND		241		1818	
990 U STATES		473822		1097678	
		664462		1724903	
POWER JACKS AND PARTS	NO				5587
1 U KINGDOM	83	6110	243	27783	
85 SWEDEN	81	1577	671	6302	
990 U STATES	1454	92607	5617	290444	
	1618	100294	6531	324529	
STONE CRUSHING MACH AND PARTS					5588
1 U KINGDOM		109		1358	
55 GERMANY W				651	
86 SWITZRLND				1490	
990 U STATES		378487		817064	
		378596		820563	
WOODWORKING MACH AND PARTS NOP					5589
1 U KINGDOM		31213		117534	
43 AUSTRIA				1836	
44 BELG LUX		5199		40725	
54 FRANCE				63	
55 GERMANY W		11786		28157	
67 ITALY		405		1726	
73 NETHRLNDS				1196	
85 SWEDEN		154		292	
86 SWITZRLND		450		450	
246 CZECHOS				183	
990 U STATES		512310		1432276	
		561517		1624438	
AIR CONDITIONERS ROOM SIZE	NO				5590
990 U STATES	1115	334011	2196	705170	
	1115	334011	2196	705170	
FRONT END LOADERS SHOVELS PTS	NO				5591
1 U KINGDOM		3297	3	46241	
85 SWEDEN				3329	

IMPORTS BY COMMODITIES AND COUNTRIES

Commodity and Country	MARCH 1961		JANUARY TO MARCH 1961		Class Number
	Quantity	Value (\$)	Quantity	Value (\$)	
990 U STATES	43	1113095	129	3136871	
PASS ELEVATOR ESCALATR AND PTS	N0	1116392	132	3186441	5598
1 U KINGDOM		15510		37973	
990 U STATES	6	194991	10	380735	
FREIGHT SIDEW LK ELEVTR AND PTS	N0	210501	10	418708	5599
1 U KINGDOM		89		468	
990 U STATES	1	33294	9	143204	
BATHS BATHTUBS IRON OR STEEL	1	33383	9	143672	5600
55 GERMANY W		2020		2806	
824 JAMAICA				648	
990 U STATES		21265		69871	
BASINS CLOSETS SINKS		23285		73325	5601
1 U KINGDOM		2778		11342	
55 GERMANY W		690		1443	
990 U STATES		97239		226458	
CONTAINERS TINPLATE FOR FOOD		100707		239243	5602
990 U STATES		195440		587923	
CONTAINERS TINPLATE N O P		195440		587923	5603
1 U KINGDOM		19301		19939	
54 FRANCE				234	
55 GERMANY W		746		1215	
559 JAPAN		97		97	
990 U STATES		414048		996373	
HOLLOW WARE ENAMELLED IRON		434192		1017858	5604
1 U KINGDOM		344		2230	
44 BELG LUX		3625		6272	
49 DENMARK		827		975	
53 FINLAND				209	
54 FRANCE				6301	
55 GERMANY W		1003		1406	
73 NETHRLNDS				142	
246 CZECHOS		844		844	
990 U STATES		39761		82016	
HOLLOW WARE IRON N O P		46404		100395	5605
1 U KINGDOM		7369		18943	
49 DENMARK		476		2697	
54 FRANCE				627	
55 GERMANY W		823		4325	
67 ITALY		310		570	
73 NETHRLNDS		1392		1392	
85 SWEDEN		1751		4294	
516 HONG KONG		1615		1615	
559 JAPAN		8077		22461	
614 AUSTRALIA		3383		3383	
990 U STATES		304457		709661	
KITCHEN DAIRY HOLLOW WARE TIN		329653		769968	5606
1 U KINGDOM		283		3706	
55 GERMANY W		471		1102	
990 U STATES		1788		6425	
MFRS OF TIN AND TIMPLATE N O P		2542		11233	5607
1 U KINGDOM		7107		20036	
54 FRANCE		634		634	
55 GERMANY W		2245		5803	
73 NETHRLNDS				222	
516 HONG KONG		337		579	
559 JAPAN		2283		2976	
874 MEXICO				95	
990 U STATES		199573		624850	
ANYLS AND VISES		212179		655195	5621
1 U KINGDOM		10301		27162	
55 GERMANY W		484		1037	
559 JAPAN		336		3252	
990 U STATES		15347		36528	
AUGERS BITS AND DRILLS		26468		67979	5622
1 U KINGDOM		115818		258883	
43 AUSTRIA		5326		13773	
49 DENMARK		689		2018	
54 FRANCE		6191		9423	
55 GERMANY W		15264		43386	
67 ITALY		3553		4230	
73 NETHRLNDS		2924		3461	
85 SWEDEN		2956		7830	
559 JAPAN		5708		14167	
614 AUSTRALIA		8670		36585	
990 U STATES		64548		182214	
AXES	DOZ	231647		575970	5623
1 U KINGDOM	116	2240	1456	16707	
55 GERMANY W	35	655	120	1895	
85 SWEDEN	177	2481	1211	15362	
990 U STATES	18	658	203	3685	
FILES N O P AND RASPS	DOZ	346	2990	37649	5624
1 U KINGDOM	5152	19196	17852	57006	

IMPORTS BY COMMODITIES AND COUNTRIES

Commodity and Country		MARCH 1961		JANUARY TO MARCH 1961		Class Number
		Quantity	Value (\$)	Quantity	Value (\$)	
	55 GERMANY W	96	352	799	3529	
	78 PORTUGAL	943	1549	1487	2526	
	85 SWEODEN			1138	3682	
	86 SWITZRLND	6	72	6	72	
	559 JAPAN	100	319	905	2192	
	990 U STATES	3276	33786	6905	58412	
HACK SAW BLADES		9573	55274	29092	127419	
	1 U KINGDOM		9660		32444	5625
	43 AUSTRIA		726		2200	
	55 GERMANY W		244		471	
	67 ITALY				284	
	85 SWEDEN		590		3404	
	86 SWITZRLND				358	
	355 ISRAEL				123	
	990 U STATES		5953		24170	
SAWS N O P			17173		63454	
	1 U KINGDOM		9439		26222	5626
	43 AUSTRIA				1120	
	49 DENMARK		617		832	
	55 GERMANY W		5903		11139	
	76 NORWAY		710		3422	
	85 SWEODEN				20691	
	86 SWITZRLND				372	
	559 JAPAN		1178		13507	
	990 U STATES		16643		48680	
WRENCHES			34490		125985	
	1 U KINGDOM		17921		33592	5627
	54 FRANCE		554		621	
	55 GERMANY W		23639		73750	
	67 ITALY		2414		4171	
	82 SPAIN				7022	
	85 SWEDEN		444		748	
	559 JAPAN		20117		54172	
	990 U STATES		219157		606121	
ADZES CLEAVERS HATCHETS PLANES			284246		780197	
	1 U KINGDOM		25035		59813	5628
	54 FRANCE		288		1128	
	55 GERMANY W		16795		41700	
	67 ITALY		2481		2900	
	73 NETHRLNDS				277	
	85 SWEDEN		8228		12276	
	86 SWITZRLND		186		370	
	516 HONG KONG		91		450	
	559 JAPAN		10495		49756	
	614 AUSTRALIA		626		626	
	990 U STATES		83559		226259	
ENGINEERS PRECISION TOOLS			147784		395555	
	1 U KINGDOM		40072		114459	5629
	44 BELG LUX				18409	
	49 DENMARK		1291		3816	
	53 FINLAND		1681		1681	
	54 FRANCE		4032		5385	
	55 GERMANY W		30007		86561	
	67 ITALY		223		223	
	73 NETHRLNDS		641		926	
	76 NORWAY				3892	
	85 SWEODEN		4151		10479	
	86 SWITZRLND		11365		28837	
	258 GERMANY E		55		55	
	277 POLAND		243		310	
	559 JAPAN		17153		38638	
	614 AUSTRALIA		588		588	
	990 U STATES		302413		884936	
TOOLS N O P			413915		1199195	
	1 U KINGDOM		70117		214240	5630
	43 AUSTRIA		394		3795	
	44 BELG LUX				108	
	49 DENMARK		824		2904	
	54 FRANCE		1471		3896	
	55 GERMANY W		53880		124012	
	67 ITALY		2762		5251	
	73 NETHRLNDS		150		1440	
	76 NORWAY		285		285	
	82 SPAIN		116		998	
	85 SWEODEN		1923		5199	
	86 SWITZRLND		2637		3107	
	246 CZECHO S		572		1559	
	559 JAPAN		36399		100534	
	614 AUSTRALIA		6306		27843	
	990 U STATES		609778		1513685	
FILES MANICURE			787614		2008856	
	1 U KINGDOM		371		1741	5631
	55 GERMANY W		395		1101	
	990 U STATES		3993		9352	
TOOLS FOR USE IN MACHINES			4759		12194	
	1 U KINGDOM		100601		245725	5632
	43 AUSTRIA		798		3981	
	44 BELG LUX				1114	

IMPORTS BY COMMODITIES AND COUNTRIES

Commodity and Country	MARCH 1961		JANUARY TO MARCH 1961		Class Number
	Quantity	Value (\$)	Quantity	Value (\$)	
49 DENMARK				411	
54 FRANCE				290	
55 GERMANY W		13978		40230	
67 ITALY		215		4809	
73 NETHRLNDS		525		1153	
85 SWEDEN		6404		31768	
86 SWITZRLND		5356		14239	
246 CZECHO S				354	
559 JAPAN		230		629	
614 AUSTRALIA		342		2226	
990 U STATES		876599		2893878	
AUTOMOBILES FREIGHT NEW		1005048		3240807	
NO					
1 U KINGDOM	190	216118	957	1065818	5641
54 FRANCE			17	18042	
55 GERMANY W	174	197332	509	599908	
990 U STATES	470	1754522	1186	3939976	
	834	2167972	2669	5623744	
AUTOS PASS NEW UNDER 1200 DOL					
NO					
1 U KINGDOM	1246	1275763	2695	2718804	5642
54 FRANCE	79	90805	477	502051	
55 GERMANY W	2657	2301236	7270	6295721	
67 ITALY			1	673	
85 SWEDEN			1	1095	
	3982	3667804	10444	9518344	
AUTOS PASS NEW 1200 TO 2100DOL					
NO					
1 U KINGDOM	4250	5882733	6269	8742979	5643
54 FRANCE	53	68949	182	254243	
55 GERMANY W	279	455112	815	1263381	
67 ITALY	1	1664	3	4449	
85 SWEDEN	29	37360	60	77467	
990 U STATES	725	1241009	2139	3691500	
	5337	7686827	9468	14034019	
AUTOS PASS NEW N O P					
NO					
1 U KINGDOM	34	113830	103	367924	5644
55 GERMANY W	151	372152	400	986038	
67 ITALY			1	2193	
990 U STATES	772	2615910	2405	8446048	
	957	3101892	2909	9802203	
MOTOR OMNIBUSES NEW					
NO					
1 U KINGDOM	27	37320	35	49336	5645
990 U STATES	13	97147	26	199389	
	40	134467	61	248725	
PARTS OF MOTOR BUS BODIES 438I					
1 U KINGDOM		14662		15089	5646
55 GERMANY W		152		3652	
73 NETHRLNDS				223	
990 U STATES		632631		2110938	
		647445		2129902	
AXLES BRAKES CLUTCHES TRUCK					
1 U KINGDOM		7203		30624	5648
54 FRANCE				1099	
55 GERMANY W		197		10469	
990 U STATES		2229246		6847912	
		2237346		6890104	
AUTOMATIC TRANSMISSION AND PTS					
1 U KINGDOM		3350		3350	5649
55 GERMANY W				2715	
990 U STATES		3089700		9167071	
		3093050		9173136	
AUTOMOBILE PARTS N O P					
NO					
1 U KINGDOM		805595		2161563	5650
43 AUSTRIA				1163	
44 BELG LUX				2396	
49 DENMARK				5790	
54 FRANCE		77227		204853	
55 GERMANY W		88256		486255	
67 ITALY		5049		9954	
73 NETHRLNDS		52		24895	
85 SWEDEN		5453		12393	
246 CZECHO S		792		9859	
427 UN SO AFR		17349		32317	
559 JAPAN		2171		13584	
614 AUSTRALIA				1936	
848 CUBA				570	
886 P RICO		97		3868	
990 U STATES		18104436		57759056	
		19106477		60730452	
BICYCLES N O P					
NO					
1 U KINGDOM	14549	271177	29463	556649	5651
54 FRANCE			16	926	
55 GERMANY W	66	776	825	8844	
67 ITALY	100	2604	111	2792	
73 NETHRLNDS			771	11565	
246 CZECHO S	51	566	800	8183	
277 POLAND	100	637	406	2953	
559 JAPAN	20	146	286	3871	
990 U STATES	9	440	42	1251	
	14895	276346	32720	597034	
BICYCLE AND TRICYCLE PARTS					
1 U KINGDOM		36122		71525	5652
55 GERMANY W		9820		19415	
67 ITALY		57		57	
73 NETHRLNDS		316		1167	
85 SWEDEN				490	
246 CZECHO S				970	

IMPORTS BY COMMODITIES AND COUNTRIES

Commodity and Country	MARCH 1961		JANUARY TO MARCH 1961		Class Number
	Quantity	Value (\$)	Quantity	Value (\$)	
559 JAPAN		1299		2653	
990 U STATES		7900		14600	
CARS RAILWAY BOX AND FLAT	NO	55514		110877	5653
CARS RAILWAY PASSENGER	NO				5654
CARS RAILWAY TANK	NO				5655
CARS RAILWAY N O P	NO				5656
1 U KINGDOM			4	1035	
990 U STATES	5	9123	31	62446	
CARS RAILWAY PARTS OF	5	9123	35	63481	5657
1 U KINGDOM		772		5170	
55 GERMANY W		756		866	
990 U STATES		115448		405212	
MOTOR RAIL CARS AND PARTS	NO	116976		411248	5658
1 U KINGDOM		262		1045	
990 U STATES		43147	1	133487	
MOTOR CYCLES SIDE CARS AND PTS	NO	43409	1	134532	5660
1 U KINGDOM	63	41446	165	99322	
43 AUSTRIA	30	5134	55	9797	
55 GERMANY W	97	21221	153	34181	
67 ITALY	76	18732	94	23553	
73 NETHRLNDS				118	
246 CZECHO S	32	4059	59	8052	
559 JAPAN	90	16088	96	18379	
990 U STATES	45	54338	69	88532	
MOTOR VEHICLES N O P	433	161018	691	281934	5661
1 U KINGDOM	NO				
54 FRANCE	4	6025	22	67247	
55 GERMANY W	5	4826	13	13101	
59 GREECE	9	10684	24	20907	
73 NETHRLNDS	1	672	1	992	
85 SWEDEN	2	22650	4	46199	
815 BERMUDA	1	318	1	318	
824 JAMAICA	1	1734	1	1734	
990 U STATES	139	351828	397	790663	
TRICYCLES N O P	162	398737	465	942598	5664
1 U KINGDOM	NO				
559 JAPAN	3	53	111	1728	
990 U STATES	80	160	1068	3592	
FACTORY WAREHOUSE TRUCKS MOTOR	3657	23453	4609	28869	5672
1 U KINGDOM	3740	23666	5788	34189	
85 SWEDEN	NO				
990 U STATES	3	4747	13	22841	
FORK LIFT TRUCKS AND PARTS	12	61892	53	242105	5674
1 U KINGDOM	15	66639	80	267314	
85 SWEDEN	15	57255	58	217892	
246 CZECHO S			2	144	
990 U STATES	90	768160	287	4034	
ROLLER BEARINGS AND PARTS N O P	105	825415	347	2186611	5680
1 U KINGDOM		36929		138371	
43 AUSTRIA		3304		8743	
54 FRANCE		3842		8169	
55 GERMANY W		41125		99865	
67 ITALY		652		4431	
85 SWEDEN		45039		139350	
86 SWITZRLND				262	
559 JAPAN				324	
990 U STATES		687310		2437990	
ANCHORS FOR VESSELS		818201		2837505	5681
1 U KINGDOM	CWT				
73 NETHRLNDS	242	3182	382	6889	
990 U STATES	547	9074	681	17964	
BALL AND ROLR BRNGS FOR AUTOS	789	12256	1064	24924	5682
1 U KINGDOM		9871		27615	
54 FRANCE				324	
55 GERMANY W		6530		27367	
85 SWEDEN				839	
246 CZECHO S				428	
559 JAPAN				2168	
990 U STATES		162414		467716	
BALLS ROLLERS FOR BEARINGS		178815		526457	5683
1 U KINGDOM		1145		3076	
43 AUSTRIA				482	
54 FRANCE		7401		7401	
55 GERMANY W		5491		25172	
85 SWEDEN				41676	
990 U STATES		19249		85619	
BALL BEARINGS AND PARTS N O P		33286		163426	5685
1 U KINGDOM		108867		278450	
43 AUSTRIA		18851		47061	
54 FRANCE		482		4400	

IMPORTS BY COMMODITIES AND COUNTRIES

Commodity and Country	MARCH 1961		JANUARY TO MARCH 1961		Class Number
	Quantity	Value (\$)	Quantity	Value (\$)	
55 GERMANY W		44052		188507	
67 ITALY		5836		14191	
73 NETHRLNDS				479	
85 SWEDEN		12648		161814	
86 SWITZRLND		5968		6759	
559 JAPAN				1502	
990 U STATES		527329		1494618	
BOTTLES STEEL FOR GAS		724033		2197781	
1 U KINGDOM		5383		5496	5686
815 BERMUOA		1590		2960	
824 JAMAICA				56	
990 U STATES		105521		246886	
		112494		255398	
BAYONETS SWORDS FOILS MASKS					5687
1 U KINGDOM		1138		2918	
54 FRANCE		86		199	
55 GERMANY W				999	
614 AUSTRALIA				646	
990 U STATES		7595		7955	
		8819		12717	
GALVANIZED RANGE BOILERS	NO				5689
1 U KINGDOM	100	999	350	3537	
990 U STATES			83	820	
	100	999	433	4357	
DRUMS CYLINDERS BARRELS TANKS					5690
1 U KINGDOM		1138		2238	
54 FRANCE				1981	
815 BERMUOA		998		998	
990 U STATES		155251		460192	
		157387		465409	
FRAMES FOR PURSES RETICULES					5691
1 U KINGDOM		53737		121161	
43 AUSTRIA				1230	
44 BELG LUX		5584		17586	
54 FRANCE				178	
55 GERMANY W		12037		65388	
67 ITALY		238		1448	
82 SPAIN		3932		9980	
990 U STATES		47373		118630	
		122901		335601	
FURNITURE OF METAL					5692
1 U KINGDOM		15625		63546	
43 AUSTRIA		188		188	
44 BELG LUX		59		59	
49 OENMARK		912		8484	
54 FRANCE		2188		6118	
55 GERMANY W		1705		7206	
67 ITALY		4039		5460	
73 NETHRLNDS		1748		2139	
76 NORWAY		2186		3532	
78 PORTUGAL				1471	
85 SWEDEN		149		3504	
86 SWITZRLND		311		538	
288 YUGO SLAV				492	
516 HONG KONG		658		1224	
519 INDIA				638	
559 JAPAN		1512		3308	
874 MEXICO		94		94	
990 U STATES		848114		2160471	
		879488		2268472	
MATERIALS FOR BUDYS					5693
85 SWEDEN		2522		6285	
990 U STATES		3595		7241	
		6117		13526	
GOLF SHAFTS OF SEAMLESS STEEL	NO				5694
1 U KINGDOM	67993	48026	193413	139889	
990 U STATES	1700	3041	1700	3041	
	69693	51067	195113	142930	
MATERIALS FOR RIFLES					5695
990 U STATES				292	
				292	
METAL PARTS FOR SHOTGUNS					5696
GUN BARRELS ROUGH BORED					5697
990 U STATES		1522		1610	
		1522		1610	
GUNS RIFLES AIR GUNS FIREARMS					5698
1 U KINGDOM		13275		34901	
44 BELG LUX				60	
54 FRANCE		249		249	
55 GERMANY W		3899		7153	
67 ITALY				61	
82 SPAIN		739		1063	
86 SWITZRLND		166		166	
246 CZECHO S		534		2087	
262 HUNGARY				298	
990 U STATES		40758		155533	
		59620		201571	
GUNS NOT MADE IN CANADA					5699
1 U KINGDOM		28444		42108	
43 AUSTRIA				2490	
44 BELG LUX		59946		81883	
53 FINLAND		109		109	
54 FRANCE		2948		3080	
55 GERMANY W		5852		9487	

IMPORTS BY COMMODITIES AND COUNTRIES

Commodity and Country	MARCH 1961		JANUARY TO MARCH 1961		Class Number
	Quantity	Value (\$)	Quantity	Value (\$)	
67 ITALY		1875		4038	
82 SPAIN		1118		2846	
85 SWEDEN		1275		2122	
246 CZECHO S		385		7830	
559 JAPAN		831		4247	
614 AUSTRALIA		113		12692	
990 U STATES		113385		257220	
		216281		430152	
KNIFE FORK SCISSORS BLANKS					5700
1 U KINGDOM		104		104	
49 DENMARK				77	
990 U STATES		14393		47432	
		14497		47613	
METAL PARTS LOOSELEAF BINDERS					5701
1 U KINGDOM		12760		34426	
85 SWEDEN		1267		1267	
990 U STATES		44558		125778	
		58585		161471	
STILL FILM PROJECTORS SLIDES					5702
1 U KINGDOM		1053		1581	
49 DENMARK				50	
54 FRANCE		60		338	
55 GERMANY W		1215		2859	
559 JAPAN		139		1744	
614 AUSTRALIA				52	
990 U STATES		111463		413180	
		113930		419804	
PRESSED STEEL BELT PULLEYS					5703
1 U KINGDOM		1046		4335	
990 U STATES		13879		46426	
		14925		50761	
SAFES AND DOORS FOR VAULTS					5706
1 U KINGDOM		38576		101349	
55 GERMANY W				59	
76 NORWAY		132		685	
990 U STATES		76957		504158	
		115665		606251	
STEEL WOOL					5708
1 U KINGDOM				1549	
55 GERMANY W				598	
990 U STATES		4105		10654	
		4105		12801	
LATH OF IRON OR STEEL					5709
1 U KINGDOM	CWT	723	1039	10041	
990 U STATES		417	1928	30412	
		1140	2967	40453	
VALVES IRON OR STEEL N O P					5713
1 U KINGDOM		126201		291966	
43 AUSTRIA				54	
49 DENMARK		279		502	
55 GERMANY W		4506		7115	
67 ITALY		1781		1781	
73 NETHRLNDS		170		46501	
85 SWEDEN		1231		2540	
86 SWITZRLND		60		60	
559 JAPAN		554		554	
990 U STATES		896372		2430085	
		1031154		2781158	
MANUFACTURES OF IRON STEEL NOP					5714
1 U KINGDOM		297885		933174	
43 AUSTRIA		2794		7222	
44 BELG LUX		2483		4407	
49 DENMARK		5512		10372	
54 FRANCE		8051		11913	
55 GERMANY W		56420		190986	
67 ITALY		3099		14589	
73 NETHRLNDS		2478		15995	
76 NORWAY		4665		11792	
82 SPAIN		697		985	
85 SWEDEN		72969		138162	
86 SWITZRLND		4742		7947	
246 CZECHO S				436	
427 UN SO AFR				68	
516 HONG KONG		643		13788	
553 CHINA COM				258	
559 JAPAN		29892		74498	
614 AUSTRALIA				426	
815 BERMUDA				72	
874 MEXICO		394		394	
886 P RICO		3315		3315	
990 U STATES		4639637		12500350	
		5135676		13941149	
COOKING STOVES COAL OR WOOD	NO				5715
990 U STATES					
	2	300	2	300	
	2	300	2	300	
COOKING STOVES ELEC OVER 25DOL	NO				5716
1 U KINGDOM			1	155	
76 NORWAY			1	202	
990 U STATES		8875	196	27498	
	121	8875	198	27855	
COOKING STOVES GAS OVER 10 DOL	NO				5717
1 U KINGDOM		77	8	458	
990 U STATES		119960	3070	252990	
	1597	120037	3078	253448	
	1598	120037	3078	253448	
COOKING STOVES OIL OVER 10 DOL	NO				5718
990 U STATES					
	32	2987	46	3251	
	32	2987	46	3251	

IMPORTS BY COMMODITIES AND COUNTRIES

Commodity and Country	MARCH 1961		JANUARY TO MARCH 1961		Class Number
	Quantity	Value (\$)	Quantity	Value (\$)	
FURNACES DOMESTIC HOT WATER 990 U STATES		17996		29505	5719
OIL BURNERS 990 U STATES	NO	17996		29505	5721
	207	12873	402	26167	
RADIATORS CAST IRON SQ FT	207	12873	402	26167	5722
ELECTRIC COOKING APPARATUS NOP 1 U KINGDOM		8686		24917	5723
54 FRANCE				826	
55 GERMANY W				50	
64 IRELAND		99		1191	
67 ITALY				1772	
86 SWITZRLND				53	
559 JAPAN				1218	
990 U STATES		251169		779129	
		259954		809156	
HEATING COOKING APPARATUS NOP 1 U KINGDOM		3992		17938	5724
43 AUSTRIA				337	
49 DENMARK		237		825	
54 FRANCE		1524		6833	
55 GERMANY W		1753		1841	
67 ITALY				771	
73 NETHRLNDS				4173	
85 SWEDEN		2566		6019	
559 JAPAN		34362		45611	
990 U STATES		289231		892175	
		333665		976523	
PARTS HEATING AND COOKING APP 1 U KINGDOM		15815		32354	5725
55 GERMANY W		97		175	
73 NETHRLNDS		3523		6352	
85 SWEDEN		1131		18606	
559 JAPAN		4616		7731	
874 MEXICO				553	
990 U STATES		1012769		2754071	
		1037951		2819842	
OVENS COMMERCIAL BAKERY 1 U KINGDOM		1219		1549	5726
55 GERMANY W		3183		3183	
990 U STATES		8913		93651	
		13315		98383	
GAS STOVE THERMOSTATS LIGHTERS 990 U STATES		5102		9914	5727
		5102		9914	
HEATERS OIL 20 DOLLARS OR OVER NO					5728
55 GERMANY W	8	542	8	542	
990 U STATES	6	268	946	52903	
	14	810	954	53445	
METAL STAMPINGS FOR BATHTUBS CWT					5729
990 U STATES	10151	183607	25770	466636	
	10151	183607	25770	466636	
INDUSTRIAL FURNACES AND PARTS 1 U KINGDOM		43977		81113	5730
55 GERMANY W		5995		12791	
67 ITALY				580	
73 NETHRLNDS		3447		3447	
85 SWEDEN				196	
990 U STATES		140080		514408	
		193499		612535	
RANGE OIL BURNERS NO					5731
990 U STATES	111	4000	242	9030	
	111	4000	242	9030	
WATER HEATER PARTS 1 U KINGDOM				221	5733
990 U STATES		87133		187223	
		87133		187444	
WATER HEATERS GAS NO					5734
1 U KINGDOM	144	8073	252	13552	
990 U STATES	341	55833	1133	153174	
	485	63906	1385	166726	
WATER HEATERS ELECTRIC NO					5735
1 U KINGDOM	59	2703	59	2703	
55 GERMANY W	2	51	1205	3496	
990 U STATES	914	51247	1773	114245	
	975	54001	3037	120444	
WATER HEATERS N O P NO					5736
1 U KINGDOM			8	494	
990 U STATES	233	21760	619	46483	
	233	21760	627	46977	
HOUSEHOLD SCALES AND PTS NO					5737
1 U KINGDOM	66	220	66	220	
55 GERMANY W	235	728	773	2286	
990 U STATES	22633	74127	40780	131150	
	22934	75075	41619	133656	
SCALES BALANCES PARTS N O P 1 U KINGDOM		20142		49853	5738
44 BELG LUX		1250		1462	
49 DENMARK		119		119	
55 GERMANY W		9381		19267	
73 NETHRLNDS		5304		5513	
85 SWEDEN		2772		4256	
86 SWITZRLND		12605		28528	
990 U STATES		221733		723990	
		273306		832988	

IMPORTS BY COMMODITIES AND COUNTRIES

Commodity and Country	MARCH 1961		JANUARY TO MARCH 1961		Class Number
	Quantity	Value (\$)	Quantity	Value (\$)	
GAS FURNACES DOMESTIC WARM AIR 990 U STATES	NO				5739
	227	29583	739	85218	
FURNACES DOMESTIC WARM AIR NOP 990 U STATES	NO				5740
	376	37671	741	98664	
SPRINGS FOR RAILWAY VEHICLES 990 U STATES		5664		15657	5892
		5664		15657	
SPRINGS FOR OTHER VEHICLES 990 U STATES		405		972	5893
		405		972	
SPRINGS FOR FURNITURE 990 U STATES		1120		12673	5894
		1120		12673	

IMPORTS BY COMMODITIES AND COUNTRIES

Commodity and Country	MARCH 1961		JANUARY TO MARCH 1961		Class Number
	Quantity	Value (\$)	Quantity	Value (\$)	
<u>GROUP 6</u>					
NONFERROUS METALS AND PRODUCTS					
ALUMINA AND BAUXITE N O P	CWT				6001
1 U KINGDOM			228	887	
716 B GUIANA	83120	101656	392826	410684	
777 SURINAM	160002	153597	588857	620096	
990 U STATES	27021	163291	77821	467267	
	270143	418544	1059732	1498934	
BAUXITE ALUMINA FOR REFINING	CWT				6002
465 GUINEA			440041	1241101	
716 B GUIANA			1053	1231	
824 JAMAICA	248550	787816	2195235	6964699	
990 U STATES			308872	883966	
	248550	787816	2945201	9090997	
CRYOLITE OR KRYOLITE	CWT				6003
990 U STATES	20	323	642	7184	
	20	323	642	7184	
ALUMINUM PIGS INGOTS BLOCKS	CWT				6004
1 U KINGDOM	15	453	60	1679	
990 U STATES	815	36401	1661	71771	
	830	36854	1721	73450	
ALUMINUM SCRAP	CWT				6005
990 U STATES	4697	63352	13660	133399	
	4697	63352	13660	133399	
ALUMINUM ANGLES CHANNELS BEAMS	CWT				6006
1 U KINGDOM	184	8911	463	22693	
990 U STATES	145	8680	667	42507	
	329	17591	1130	65200	
ALUMINUM BAR ROD AND WIRE RODS	CWT				6007
1 U KINGDOM	472	21224	517	23160	
43 AUSTRIA	141	4696	141	4696	
86 SWITZRLND	155	6557	297	11936	
990 U STATES	431	24386	2437	127665	
	1199	56863	3392	167457	
ALUMINUM LEAF OR FOIL					6009
1 U KINGDOM		20320		60928	
55 GERMANY W		2714		3172	
86 SWITZRLND		625		625	
990 U STATES		24699		113874	
		48358		176599	
ALUMINUM PIPES AND TUBES	CWT				6010
1 U KINGDOM	40	3766	443	29908	
990 U STATES	72	6973	418	44948	
	112	10739	861	74856	
ALUMINUM PLATES SHEETS STRIPS	CWT				6011
1 U KINGDOM	8682	344381	13901	550550	
43 AUSTRIA	386	13012	743	24757	
44 BELG LUX	1116	34986	1366	42305	
55 GERMANY W			1	153	
86 SWITZRLND			23	1004	
559 JAPAN	107	3616	507	18906	
990 U STATES	6484	384047	19909	1171874	
	16775	780042	36450	1809549	
ALUMINUM POWDER AND PASTE	LB				6012
1 U KINGDOM	4188	1316	4588	1578	
55 GERMANY W			2500	1105	
990 U STATES	7464	4055	18639	10903	
	11652	5371	25727	13586	
ALUMINUM WIRE AND CABLE	CWT				6013
1 U KINGDOM			68	4029	
559 JAPAN	40	2245	40	2245	
990 U STATES	13	1373	366	20428	
	53	3618	474	26702	
ALUMINUM HOUSEHOLD HOLLOW WARE					6014
1 U KINGDOM		3792		8292	
55 GERMANY W		371		430	
67 ITALY		3280		18350	
73 NETHRLNDS		53		112	
86 SWITZRLND		67		299	
516 HONG KONG		578		578	
559 JAPAN		4539		17295	
990 U STATES		144356		279857	
		157036		325213	
ALUMINUM MANUFACTURES N O P					6015
1 U KINGDOM		39060		90308	
44 BELG LUX		3433		9464	
49 DENMARK				903	
54 FRANCE		757		2700	
55 GERMANY W		5294		37675	
67 ITALY		4288		9390	
73 NETHRLNDS		4470		4930	
76 NORWAY				749	
86 SWITZRLND		1440		6346	
516 HONG KONG		716		1619	
559 JAPAN		14094		30532	
614 AUSTRALIA		2579		9678	
990 U STATES		1055090		2983032	
		1131221		3187326	
BRASS SCRAP	CWT				6022
826 LEEW WIND	12	253	12	253	
990 U STATES	805	14675	1119	19725	
	817	15128	1131	19978	

IMPORTS BY COMMODITIES AND COUNTRIES

Commodity and Country	MARCH 1961		JANUARY TO MARCH 1961		Class Number
	Quantity	Value (\$)	Quantity	Value (\$)	
BRASS INGOTS BARS RODS	CWT				6023
1 U KINGDOM	124	3813	2011	56384	
55 GERMANY W			48	1941	
990 U STATES	214	14349	1066	67076	
	338	18162	3125	125401	
BRASS IN STRIPS SHEETS PLATES	CWT				6024
1 U KINGDOM	333	10480	1431	43360	
44 BELG LUX			94	3706	
55 GERMANY W			40	1844	
990 U STATES	287	23695	736	60338	
	620	34175	2301	109248	
BRASS TUBING	CWT				6025
1 U KINGDOM			142	4347	
55 GERMANY W	141	5323	189	7042	
990 U STATES	638	53565	2078	157431	
	779	58888	2409	168820	
METAL CAPS FOR ELEC BATTERIES					6026
990 U STATES		7382		23848	
		7382		23848	
BRASS HAND PUMPS N O P					6030
990 U STATES		1181		8611	
		1181		8611	
BRASS VALVES PLATED OR NOT					6031
1 U KINGDOM		44942		97492	
49 DENMARK		2218		15199	
55 GERMANY W		4845		15840	
67 ITALY		11693		40944	
73 NETHRLNDS		555		898	
85 SWEDEN		8863		26620	
86 SWITZRLND		466		466	
559 JAPAN		1645		17120	
990 U STATES		362530		950671	
		437757		1165250	
BRASS METERS AND PARTS					6032
1 U KINGDOM		1775		2190	
427 UN SO AFR				987	
990 U STATES		31954		81752	
		33729		84929	
BRASS WIRE N O P	LB				6033
1 U KINGDOM	24840	10580	38090	20002	
990 U STATES	796	878	38014	21669	
	25636	11458	76104	41671	
BRASS WIRE CLOTH OR WOVEN WIRE					6034
73 NETHRLNDS				399	
559 JAPAN				1030	
990 U STATES		3571		29375	
		3571		30804	
BRASS MANUFACTURES N O P					6035
1 U KINGDOM		86300		154558	
43 AUSTRIA		663		974	
44 BELG LUX				803	
49 DENMARK		700		14649	
54 FRANCE		887		3706	
55 GERMANY W		8269		25870	
67 ITALY		4468		17902	
73 NETHRLNDS		7623		8354	
82 SPAIN		977		1783	
85 SWEDEN				2109	
86 SWITZRLND		121		121	
246 CZECHO S		400		400	
355 ISRAEL		4583		5531	
516 HONG KONG		1810		6984	
519 INDIA		3793		9761	
553 CHINA COM				58	
559 JAPAN		7883		24666	
874 MEXICO		116		868	
990 U STATES		910902		2430054	
		1039495		2709151	
PLUMBERS BRASS GOODS					6037
1 U KINGDOM		11396		18340	
55 GERMANY W		3831		5960	
67 ITALY		33995		80527	
73 NETHRLNDS		495		1855	
85 SWEDEN		1036		1956	
86 SWITZRLND		564		564	
288 YUGO SLAV		10495		11125	
355 ISRAEL				702	
559 JAPAN		5492		34946	
990 U STATES		314286		862109	
		381590		1018084	
COPPER IN BLOCKS PIGS INGOTS	CWT				6042
COPPER SCRAP	CWT				6043
990 U STATES	12973	347823	29246	779838	
	12973	347823	29246	779838	
COPPER BARS FOR ELECTRIC WIRES	CWT				6044
990 U STATES	4588	171575	7276	269080	
	4588	171575	7276	269080	
COPPER IN BARS OR RODS N O P	CWT				6046
1 U KINGDOM			33	1338	
990 U STATES	9	693	98	7061	
	9	693	131	8399	
COPPER IN STRIPS SHEETS PLATES	CWT				6047
1 U KINGDOM	390	14096	472	17245	
990 U STATES	61	3172	191	14320	
	451	17268	663	31565	

IMPORTS BY COMMODITIES AND COUNTRIES

Commodity and Country	MARCH 1961		JANUARY TO MARCH 1961		Class Number
	Quantity	Value (\$)	Quantity	Value (\$)	
COPPER TUBING					
1 U KINGDOM	CWT 2278	90234	4170	168725	6048
55 GERMANY W	60	3808	60	3808	
755 CHILE	675	25397	1926	71903	
990 U STATES	184	17028	644	60181	
	3197	136467	6800	304617	
COPPER ROLLERS FOR WALL PAPER					
1 U KINGDOM				27460	6049
990 U STATES		1250		7681	
		1250		35141	
COPPER WIRE N O P					
1 U KINGDOM	LB		252	628	6050
73 NETHRLNDS	79	144	79	144	
990 U STATES	8424	6168	15153	13186	
	8503	6312	15484	13958	
COPPER WIRE CLOTH WOVEN WIRE					
1 U KINGDOM		89		939	6051
990 U STATES		3122		6179	
		3211		7118	
COPPER MANUFACTURES OF N O P					
1 U KINGDOM		801		14733	6052
44 BELG LUX				346	
49 DENMARK				404	
54 FRANCE		118		182	
55 GERMANY W		138		983	
67 ITALY		2755		5741	
73 NETHRLNDS		186		1451	
85 SWEDEN				561	
86 SWITZRLND				62	
355 ISRAEL		320		320	
385 UAR EGYPT				1573	
990 U STATES		112314		346606	
		116632		372962	
LEAD IN PIGS AND BLOCKS					
990 U STATES	LB				6061
	500	129	2719	948	
	500	129	2719	948	
LEAD OLD AND SCRAP					
990 U STATES	LB				6062
	5500	1405	7600	1740	
	5500	1405	7600	1740	
LEAD IN BARS AND SHEETS					
1 U KINGDOM	LB				6063
990 U STATES	19478	2007	27474	3003	
	732	359	1300	756	
	20210	2366	28774	3759	
LEAD CAPSULES FOR BOTTLES					
1 U KINGDOM		1000		1000	6065
73 NETHRLNDS				3387	
614 AUSTRALIA				104	
		1000		4491	
LEAD MANUFACTURES N O P					
1 U KINGDOM		5584		13296	6068
54 FRANCE				174	
55 GERMANY W		105		317	
73 NETHRLNDS				297	
516 HONG KONG		162		162	
990 U STATES		15996		35490	
		21847		49736	
RODS 90 PC NICKEL FOR WIRE					
990 U STATES	LB				6070
	6221	8395	29187	38201	
	6221	8395	29187	38201	
NICKEL IN INGOTS BLOCKS SHOT					
990 U STATES	LB				6071
	100	587	4130	4029	
	100	587	4130	4029	
NICKEL BARS RODS STRIPS SHEETS					
1 U KINGDOM	LB				6072
76 NORWAY	1780	2765	2203	3815	
85 SWEDEN	30000	22167	30000	22167	
990 U STATES	192	314	1226	2277	
	274960	292965	875334	1026584	
	306932	318211	908763	1054843	
NICKEL SILVER IN INGOTS BLOCKS					
1 U KINGDOM	LB				6073
990 U STATES	175	94	175	94	
			357	593	
	175	94	532	687	
NICKEL CHROMIUM IN BARS RODS					
1 U KINGDOM	LB				6074
990 U STATES	734	1086	4844	7165	
	3976	5518	4546	6539	
	4710	6604	9390	13704	
NICKEL MANUFACTURES NOT PLATED					
1 U KINGDOM		647		2709	6075
67 ITALY		1382		1382	
73 NETHRLNDS		1350		1350	
990 U STATES		16178		30193	
		19557		35634	
NICKEL NICKEL PLATED WARE N O P					
1 U KINGDOM		35463		85202	6077
43 AUSTRIA				791	
44 BELG LUX		585		585	
54 FRANCE		2771		7038	
55 GERMANY W		16541		32984	
67 ITALY		1568		1568	
73 NETHRLNDS		7872		14756	
82 SPAIN				608	
85 SWEDEN		941		941	
86 SWITZRLND		78		1086	
246 CZECHO S				622	
519 INDIA		79		79	
559 JAPAN		5568		7238	

IMPORTS BY COMMODITIES AND COUNTRIES

Commodity and Country	MARCH 1961		JANUARY TO MARCH 1961		Class Number
	Quantity	Value (\$)	Quantity	Value (\$)	
990 U STATES		121161		322572	
ELECTRO PLATED WARE GILT WARE		192627		476070	
1 U KINGDOM		65766		203505	6082
43 AUSTRIA		693		1131	
44 BELG LUX		558		4461	
49 DENMARK		86		713	
54 FRANCE		959		3519	
55 GERMANY W		38176		109257	
67 ITALY		12262		31261	
73 NETHRLNDS		358		11812	
82 SPAIN		237		805	
85 SWEDEN		1890		2145	
86 SWITZRLND		917		2092	
246 CZECHO S		448		448	
355 ISRAEL				91	
427 UN SO AFR		995		995	
516 HONG KONG		5559		22054	
559 JAPAN		58473		128872	
614 AUSTRALIA		2128		2663	
990 U STATES		938530		2616641	
		1128035		3142465	
GOLD SILVER SWEEPS GOLD FRINGE					
1 U KINGDOM				62	6084
54 FRANCE		1143		1776	
990 U STATES		659		2299	
		1802		4137	
GOLD SILVER DUTCH METAL LEAF					
1 U KINGDOM		7512		20525	6085
55 GERMANY W		198		721	
990 U STATES		2580		19155	
		10290		40401	
GOLD MANUFACTURES N O P					
1 U KINGDOM		1395		2123	6086
55 GERMANY W		213		213	
67 ITALY				54	
86 SWITZRLND				159	
990 U STATES		8194		86101	
		9802		88650	
PLATINUM PALLADIUM IRIIDIUM					
1 U KINGDOM		784465		5403392	6087
990 U STATES		21556		133509	
		806021		5536901	
PLATINUM CRUCIBLES					
1 U KINGDOM				9782	6088
990 U STATES		160241		347943	
		160241		357725	
SILVER UNMANUFACTURED	TR OZ				
1 U KINGDOM			2840	2623	6091
813 BAHAMAS	1329	1202	5072	4561	
874 MEXICO	971221	876534	971221	876534	
990 U STATES	510534	463467	2513647	2301422	
	1483084	1341203	3492780	3185140	
TOILET ARTICLES OF STERLING					
1 U KINGDOM		271		741	6093
990 U STATES		1365		2115	
		1636		2856	
SILVER MANUFACTURES N O P					
1 U KINGDOM		23697		42129	6094
44 BELG LUX				55	
49 DENMARK		1725		2668	
54 FRANCE		340		583	
55 GERMANY W		4567		7063	
67 ITALY		59		4675	
73 NETHRLNDS		287		287	
76 NORWAY				514	
85 SWEDEN		340		340	
516 HONG KONG				129	
874 MEXICO		279		1204	
990 U STATES		16577		43042	
		47871		102689	
TIN BLOCKS PIGS OR BARS	CWT				
44 BELG LUX	336	32988	672	65437	6101
524 MALAYA	112	11020	2688	261446	
747 BOLIVIA	1109	114004	2103	213284	
990 U STATES	3748	374760	6685	668683	
	5305	532772	12148	1208850	
TINFOIL	LB				
1 U KINGDOM			175	145	6102
990 U STATES	1401	1299	4413	4557	
	1401	1299	4588	4702	
COLLAPSIBLE TUBES OF METAL					
1 U KINGDOM		1989		2615	6103
990 U STATES		38391		125778	
		40380		128393	
ZINC DROSS AND ZINC SCRAP	CWT				
990 U STATES	798	4691	1909	11548	6110
	798	4691	1909	11548	
ZINC PIGS SLABS BLOCKS AMODES	CWT				
55 GERMANY W	20	472	55	978	6112
990 U STATES			220	3656	
	20	472	275	4634	
ZINC BARS RODS PLATES SHEETS	CWT				
1 U KINGDOM	40	643	369	6492	6113
44 BELG LUX	341	5851	528	8844	
54 FRANCE			9	283	

IMPORTS BY COMMODITIES AND COUNTRIES

Commodity and Country	MARCH 1961		JANUARY TO MARCH 1961		Class Number	
	Quantity	Value (\$)	Quantity	Value (\$)		
55 GERMANY W	347	6621	407	9537		
990 U STATES	1399	43813	3608	121519		
ZINC DUST AND GRANULES	CWT	56928	4921	146675	6115	
1 U KINGDOM	22	372	262	4623		
44 BELG LUX	2205	29686	2866	38566		
990 U STATES	1252	19143	1885	28914		
ZINC MANUFACTURES N O P	3479	49201	5013	72103	6116	
1 U KINGDOM		2837		8914		
44 BELG LUX		3848		3848		
55 GERMANY W		224		5608		
67 ITALY				996		
516 HONG KONG		358		3867		
559 JAPAN				135		
990 U STATES		202682		547358		
ZINC SLUGS DISCS AND SHELLS		209949		570726	6117	
1 U KINGDOM				8973		
990 U STATES		20480		56689		
ALLOYS OF COPPER		20480		65662	6119	
1 U KINGDOM		3802		7587		
990 U STATES		36439		97713		
ALLOYS OF MAGNESIUM		40241		105300	6120	
1 U KINGDOM				7137		
990 U STATES		11000		45791		
BABBITT METAL IN BLOCKS BARS	CWT	11000		52928	6121	
1 U KINGDOM	244	4263	244	4263		
990 U STATES	12	1467	42	3145		
BRITANNIA METAL AND MFRS	256	5730	286	7408	6123	
1 U KINGDOM		146		1344		
990 U STATES		95		2559		
CHROMIUM TUNGSTEN FOR ALLOYS		241		3903	6124	
1 U KINGDOM	LB					
55 GERMANY W	11200	10523	22728	21884		
990 U STATES	2240	4233	2240	4233		
ALLOY SLUGS CAST WITH DIAMONDS	990 U STATES	1552	6079	9371	35738	
990 U STATES	14992	20835	34339	61855	6125	
PHOSPHOR TIN PHOSPHOR BRONZE		166		2948	6126	
1 U KINGDOM		166		2948		
990 U STATES	LB					
1 U KINGDOM	117227	66333	267153	156023		
990 U STATES	2741	3632	12652	12480		
WATCHES OVER ONE JEWEL		119968		69965	279805	6127
1 U KINGDOM						
54 FRANCE		56		838		
55 GERMANY W		10519		32392		
86 SWITZRLND		7178		14590		
287 U S S R		56770		143864		
559 JAPAN				196		
990 U STATES		83		83		
WATCHES ONE OR NO JEWEL		1093		7137	6128	
1 U KINGDOM		75699		199100		
43 AUSTRIA				642		
55 GERMANY W		1167		1167		
86 SWITZRLND		4674		14053		
990 U STATES		21757		55409		
WATCH ACTIONS OVER ONE JEWEL		50		1375	6129	
54 FRANCE		27648		72646		
55 GERMANY W		8740		31688		
86 SWITZRLND		9629		20489		
559 JAPAN		245920		593166		
990 U STATES		7017		15172		
WATCH ACTIONS ONE OR NO JEWEL		22952		24028	6130	
1 U KINGDOM		294258		684543		
55 GERMANY W		38445		119421		
86 SWITZRLND		342		1311		
CLOCKS N O P		5374		16421	6131	
1 U KINGDOM	NO	44161		137153		
54 FRANCE	184	2422	426	5270		
55 GERMANY W	15	76	53	279		
67 ITALY	3837	15436	11048	43166		
73 NETHRLNDS	1	63	1	63		
85 SWEDEN	169	4684	181	4739		
86 SWITZRLND	3	216	33	931		
559 JAPAN			74	1596		
990 U STATES			6000	5891		
CLOCK MOVEMENTS AND CASES		12818		148593	6132	
1 U KINGDOM		17027		210528		
54 FRANCE		59038		28667		
55 GERMANY W		81935		46483		
86 SWITZRLND						
990 U STATES		1322		6451		
		271		23130		
		6589		19978		
		201		201		
		10167		24321		
		18550		74081		

IMPORTS BY COMMODITIES AND COUNTRIES

Commodity and Country	MARCH 1961		JANUARY TO MARCH 1961		Class Number
	Quantity	Value (\$)	Quantity	Value (\$)	
PARTS OF CLOCK MOVEMENTS					6133
1 U KINGDOM				15260	
54 FRANCE		589		4655	
55 GERMANY W		5096		26754	
73 NETHRLNOS		2079		10871	
76 NORWAY		515		1485	
86 SWITZRLND		116		738	
990 U STATES		21461		51746	
		29856		111509	
TIME RECORDERS					6134
1 U KINGDOM		83		718	
55 GERMANY W		2085		10554	
86 SWITZRLND		1230		4915	
813 BAHAMAS				899	
990 U STATES		6222		28366	
		9620		45452	
ALARM CLOCKS					6135
1 U KINGDOM	NO	193	2256	3017	
55 GERMANY W	144	52613	92704	136941	
86 SWITZRLND	32533	270	793	1432	
246 CZECHO S	60		6000	3441	
559 JAPAN	4400	6410	10280	12770	
990 U STATES	282	1264	2297	9419	
	37419	60750	114330	167020	
WATCH CASES AND PARTS					6136
1 U KINGDOM		14303		39401	
54 FRANCE		1934		4189	
55 GERMANY W		6017		21749	
86 SWITZRLND		21779		57680	
516 HONG KONG		1211		5164	
559 JAPAN		990		2486	
990 U STATES		61711		140713	
		107945		271382	
PARTS OF WATCH MOVEMENTS					6138
1 U KINGDOM		14740		55939	
54 FRANCE		2415		8348	
55 GERMANY W		2453		4983	
86 SWITZRLND		16415		52594	
990 U STATES		9209		24367	
		45232		146231	
BATTERIES FLASHLIGHT AND PARTS					6139
516 HONG KONG		3388		11622	
559 JAPAN		801		7224	
990 U STATES		8252		41600	
		12441		60446	
BATTERIES HEARING AID AND PTS					6140
990 U STATES		31422		93626	
		31422		93626	
BATTERIES ELECTRIC PRIMARY NOP					6141
1 U KINGDOM		648		2538	
54 FRANCE		374		447	
55 GERMANY W		1349		3494	
516 HONG KONG		918		2260	
559 JAPAN		5410		20738	
990 U STATES		82242		240628	
		90941		270105	
BATTERIES STORAGE N O P PARTS					6142
1 U KINGDOM		53004		167734	
54 FRANCE		936		14513	
55 GERMANY W		1340		3647	
990 U STATES		110618		331776	
		165898		517670	
APPARATUS ELECTRIC HEATING NOP					6143
1 U KINGDOM		13688		32957	
53 FINLAND		1830		1830	
55 GERMANY W		2460		14201	
73 NETHRLNDS				578	
85 SWEDEN		320		320	
559 JAPAN		183		484	
990 U STATES		185310		502988	
		203791		553358	
DYNAMOS GENERATORS AND PTS NOP					6144
1 U KINGDOM		72334		341405	
44 BELG LUX				595	
54 FRANCE		577		2503	
55 GERMANY W		255		12608	
73 NETHRLNDS				70585	
85 SWEDEN		599		1228	
86 SWITZRLND		2442		2442	
559 JAPAN		2767		6834	
990 U STATES		773278		1488454	
		852952		1926654	
FUSES FUSE PLUGS CUTOUTS PARTS					6145
1 U KINGDOM		37085		73252	
54 FRANCE		2552		2644	
55 GERMANY W		112		1080	
990 U STATES		86854		214943	
		126603		291919	
MOTORS ELECTRIC PARTS OF N O P					6147
1 U KINGDOM		15598		51591	
54 FRANCE		176		176	
55 GERMANY W		7067		12967	
73 NETHRLNDS				38240	
85 SWEDEN		604		604	
86 SWITZRLND		85		156	
990 U STATES		275378		827227	
		298908		930961	

IMPORTS BY COMMODITIES AND COUNTRIES

Commodity and Country	MARCH 1961		JANUARY TO MARCH 1961		Class Number
	Quantity	Value (\$)	Quantity	Value (\$)	
TELEVISION PICTURE TUBES	NO				6148
990 U STATES	100	2691	745	16651	
	100	2691	745	16651	
SEMI CONDUCTORS NOP AND PARTS					6149
1 U KINGDOM		61		3776	
55 GERMANY W		3442		7435	
73 NETHRLNDS		3706		15315	
990 U STATES		171730		628558	
		178939		655084	
TRANSISTORS	NO				6150
1 U KINGDOM			706	1423	
55 GERMANY W	400	250	490	317	
73 NETHRLNDS	12595	4759	25759	11256	
559 JAPAN			1640	825	
990 U STATES	94735	246020	231401	622742	
	107730	251029	259996	636563	
LIGHTNING ARRESTERS REACTORS					6151
1 U KINGDOM		3050		7969	
55 GERMANY W				1583	
85 SWEDEN		363		3370	
86 SWITZRLND				1729	
990 U STATES		8828		30665	
		12241		45316	
MAGNETOS FOR GAS ENGINES					6152
990 U STATES		1267		6492	
		1267		6492	
MOTORS ELECTRIC UNDER 30 DOL	NO				6154
1 U KINGDOM	932	16308	4238	59220	
49 DENMARK			2	54	
55 GERMANY W	438	1276	478	1822	
73 NETHRLNDS	115	325	115	325	
86 SWITZRLND	12	272	32	503	
559 JAPAN	942	358	9536	8005	
990 U STATES	62343	214024	170577	628509	
	64782	232563	184978	698438	
MOTORS ELEC 30 DOL OR MORE NOP	NO				6155
1 U KINGDOM	1616	202672	4612	559346	
44 BELG LUX			2	2242	
49 DENMARK			2	193	
55 GERMANY W	71	19850	113	28018	
67 ITALY	1	56	11	361	
73 NETHRLNDS	3	2257	14	91793	
76 NORWAY			2	1440	
85 SWEDEN	37	5946	289	82263	
86 SWITZRLND	4	23870	8	44991	
990 U STATES	2872	422273	7450	961544	
	4604	676924	12503	1772191	
RHEOSTATS CNTRLERS STARTERS					6156
1 U KINGDOM		33289		113851	
49 DENMARK		1500		2530	
54 FRANCE		5572		5833	
55 GERMANY W		8471		36692	
73 NETHRLNDS		8159		8159	
76 NORWAY		10581		19538	
85 SWEDEN		902		1761	
86 SWITZRLND		2632		2792	
559 JAPAN				55	
990 U STATES		908353		2549213	
		979459		2740424	
SAD IRONS ELECTRIC AND PARTS					6157
1 U KINGDOM		3823		19079	
559 JAPAN		704		2001	
886 P RICO		13744		67831	
990 U STATES		37303		57317	
		55574		146228	
SELFCONTAINED LIGHTING OUTFITS					6158
990 U STATES				1961	
				1961	
SOCKETS OUTLETS RECEPTACLES					6159
1 U KINGDOM				183	
55 GERMANY W				96	
559 JAPAN		327		1048	
990 U STATES		220969		551606	
		221296		552933	
SPARK PLUGS MAGNETOS IGNITION					6160
1 U KINGDOM		7841		11453	
54 FRANCE		2251		2251	
55 GERMANY W		2859		12353	
246 CZECHO S				552	
559 JAPAN				603	
614 AUSTRALIA				14675	
990 U STATES		199525		418429	
		212476		460316	
SWITCHES SWITCHBOARDS AND PTS					6161
1 U KINGDOM		43397		183996	
43 AUSTRIA		133		1198	
54 FRANCE		46873		106964	
55 GERMANY W		57393		63028	
67 ITALY				2763	
73 NETHRLNDS		506		1370	
85 SWEDEN				370	
86 SWITZRLND		13485		97047	
385 UAR EGYPT				279	
559 JAPAN		1874		2488	
886 P RICO		709		709	
990 U STATES		857457		2664149	
		1021827		3124361	

IMPORTS BY COMMODITIES AND COUNTRIES

Commodity and Country	MARCH 1961		JANUARY TO MARCH 1961		Class Number
	Quantity	Value (\$)	Quantity	Value (\$)	
SWITCHGEAR FOR MINES					
1 U KINGDOM		13885		25868	6162
990 U STATES		409		6158	
		14294		32026	
TELEGRAPH APPARATUS AND PARTS					
1 U KINGDOM		26905		77973	6163
55 GERMANY W		148472		248533	
86 SWITZRLND				14015	
559 JAPAN		59		351	
990 U STATES		181510		628135	
		356946		969007	
TELEPHONE APPARATUS AND PARTS					
1 U KINGDOM		273948		792328	6164
43 AUSTRIA				1473	
49 DENMARK		707		6278	
54 FRANCE				2437	
55 GERMANY W		1653		40010	
73 NETHRLNDS		254		2729	
85 SWEDEN		18171		52774	
86 SWITZRLND				657	
246 CZECHO S		234		616	
559 JAPAN		688		2730	
990 U STATES		683948		1673611	
		979603		2575643	
TRANSFORMERS AND PARTS N O P					
1 U KINGDOM		42499		416381	6165
43 AUSTRIA				64	
44 BELG LUX		5928		5928	
54 FRANCE		10195		10195	
55 GERMANY W		27142		52238	
73 NETHRLNDS		1686		3417	
85 SWEDEN		2735		16523	
86 SWITZRLND		25338		54587	
559 JAPAN		1004		3492	
886 P RICO				709	
990 U STATES		467306		1258844	
		583833		1822378	
RADIO AND TV RECEIVING TUBES	NO				
1 U KINGDOM	33918	32139	78848	116740	6166
55 GERMANY W	2000	5885	6880	9958	
73 NETHRLNDS	95982	52041	303731	149796	
85 SWEDEN	900	6984	3480	17538	
559 JAPAN			2900	8415	
990 U STATES	508191	641932	1458264	1843022	
	640991	738981	1854103	2145469	
RADIO APPARATUS N O P					
1 U KINGDOM		1145849		3516494	6167
49 DENMARK		1944		19049	
54 FRANCE		2249		5081	
55 GERMANY W		32325		106326	
64 IRELAND		907		907	
67 ITALY		2085		2321	
73 NETHRLNDS		30846		90594	
76 NORWAY				70	
85 SWEDEN		3564		28718	
246 CZECHO S		555		1288	
559 JAPAN		21358		69014	
824 JAMAICA				4126	
990 U STATES		2278462		5803692	
		3520144		9647680	
ELECTRIC RAZORS AND PARTS	NO				
43 AUSTRIA			400	2911	6168
55 GERMANY W	7475	23036	12443	38394	
73 NETHRLNDS	36912	141508	54604	223146	
86 SWITZRLND	500	1666	1500	4025	
559 JAPAN	2500	3206	5500	7352	
990 U STATES	3336	99207	35274	232466	
	50723	268623	109721	508294	
ELECT STEAM GENERATORS AND PTS	NO				
1 U KINGDOM		567760		1637578	6169
86 SWITZRLND				23664	
990 U STATES		13925		17282	
		581685		1678524	
ELECTRIC APPARATUS N O P					
1 U KINGDOM		88537		223366	6170
43 AUSTRIA				6811	
44 BELG LUX		1404		2331	
49 DENMARK		852		1536	
53 FINLAND				4199	
54 FRANCE		1097		10274	
55 GERMANY W		11449		47024	
73 NETHRLNDS		18798		41358	
76 NORWAY		9000		9301	
85 SWEDEN		10306		136372	
86 SWITZRLND		9373		66642	
246 CZECHO S		618		1300	
516 HONG KONG		432		1122	
559 JAPAN		14614		28792	
614 AUSTRALIA				632	
824 JAMAICA				80	
886 P RICO		1664		18789	
990 U STATES		2444088		7318879	
		2612232		7918808	
ELECTRIC PRECISION INSTRUMENTS					
1 U KINGDOM		91576		257227	6171
43 AUSTRIA		51		306	

IMPORTS BY COMMODITIES AND COUNTRIES

Commodity and Country	MARCH 1961		JANUARY TO MARCH 1961		Class Number
	Quantity	Value (\$)	Quantity	Value (\$)	
49 DENMARK		5 128		1 668 2	
54 FRANCE		1 236		2 249	
55 GERMANY W		7 465		3 926 4	
73 NETHRLNDS		5 115		1 246 1	
85 SWEDEN				8 73	
86 SWITZRLND		4 476		1 358 0	
246 CZECHO S		1 382		6 054	
427 UN SO AFR		22 434		3 452 6	
559 JAPAN		2 472		1 007 9	
886 P RICO				3 39	
990 U STATES		1 569 095		4 085 412	
		1 710 430		4 479 052	
ELECTRIC OR GAS WELDING APP					6172
1 U KINGDOM		1 939 6		7 148 9	
43 AUSTRIA				3 93	
49 DENMARK				6 44	
54 FRANCE				6 4	
55 GERMANY W		1 392		2 555	
73 NETHRLNDS		8 4		4 38	
85 SWEDEN		1 894		6 842	
86 SWITZRLND		2 636		5 836	
990 U STATES		4 795 52		1 307 856	
		5 049 54		1 396 117	
RADIO RECEIVING SETS	NO				6173
1 U KINGDOM	4 365	6 739 5	7 080	12 377 4	
55 GERMANY W	3 374	1 849 14	10 860	5 932 55	
64 IRELAND			204	3 084	
67 ITALY			102	1 566	
73 NETHRLNDS	4 719	6 144 3	9 471	13 674 6	
86 SWITZRLND			75	1 862	
246 CZECHO S			52	590	
277 POLAND	2	59	2	59	
516 HONG KONG			468	9 141	
559 JAPAN	7 136 6	5 810 80	14 959 8	13 067 43	
990 U STATES	1 134 1	2 190 80	2 008 3	5 783 14	
	9 516 7	1 113 971	1 979 95	2 755 134	
TELEVISION RECEIVING SETS	NO				6174
1 U KINGDOM			1	52	
990 U STATES	1 515	1 871 63	4 611	6 380 88	
	1 515	1 871 63	4 612	6 381 40	
RADIO SET PARTS					6175
1 U KINGDOM		1 464 35		3 164 27	
49 DENMARK		107		1 703	
54 FRANCE		86		86	
55 GERMANY W		4 331 3		6 169 3	
67 ITALY				3 416	
73 NETHRLNDS		3 390		10 309	
76 NORWAY				120	
559 JAPAN				700	
990 U STATES		2 569 34		7 076 80	
		4 502 65		11 021 34	
RADIO TUBE PARTS					6176
1 U KINGDOM		5 845		11 274	
43 AUSTRIA				399	
54 FRANCE				253	
55 GERMANY W		288		1 189	
67 ITALY		3 067		7 757	
73 NETHRLNDS		2 722		9 803	
85 SWEDEN		437		591	
990 U STATES		1 981 56		5 443 26	
		2 105 15		5 755 92	
SOUND EQUIPMENT N O P					6177
1 U KINGDOM		2 554 6		8 239 3	
43 AUSTRIA		524		524	
44 BELG LUX				368	
49 DENMARK		94		2 260	
54 FRANCE		3 135		3 204	
55 GERMANY W		9 622		3 317 2	
73 NETHRLNDS		3 009		1 696 9	
85 SWEDEN		1 088		2 405	
86 SWITZRLND				200	
559 JAPAN		1 052 8		2 984 8	
990 U STATES		3 366 19		9 488 11	
		3 901 65		11 201 54	
TAPE RECORDERS AND PARTS	NO				6178
1 U KINGDOM	3	7 945	34	2 524 6	
43 AUSTRIA			8	491	
55 GERMANY W	492	4 262 4	1 186	1 058 18	
73 NETHRLNDS	1 340	7 019 9	2 637	1 820 87	
76 NORWAY	23	2 326	23	232 6	
559 JAPAN	1 166	2 543 6	2 476	5 937 7	
614 AUSTRALIA		90		147	
990 U STATES	438	2 658 60	1 096	8 265 72	
	3 462	4 144 80	7 460	12 020 64	
METERS ELECTRIC N O P	NO				6179
1 U KINGDOM	158	11 998	833	3 826 5	
49 DENMARK	1	330	9	1 289	
55 GERMANY W	269	3 372	324	6 839	
73 NETHRLNDS			2	186	
76 NORWAY	6	183	6	183	
86 SWITZRLND	3	442	183	7 867	
246 CZECHO S	29	299	34	554	
559 JAPAN	1 505	6 373	3 615	1 293 8	
990 U STATES	7 141	1 625 95	1 645 8	3 923 83	
	9 112	1 855 92	2 146 4	4 605 04	

IMPORTS BY COMMODITIES AND COUNTRIES

Commodity and Country	MARCH 1961		JANUARY TO MARCH 1961		Class Number
	Quantity	Value (\$)	Quantity	Value (\$)	
METERS ELECTRIC N O P PARTS OF					
1 U KINGDOM		1 689		3 889	6180
55 GERMANY W		54		376	
86 SWITZRLND				224	
559 JAPAN				664	
990 U STATES		101 994		281 569	
		103 737		286 722	
LIGHTING FIXTURES GAS COAL OIL					
1 U KINGDOM		7 530		21 377	6181
55 GERMANY W		533		533	
67 ITALY				284	
73 NETHRLNDS		95		168	
85 SWEDEN				197	
385 UAR EGYPT				516	
516 HONG KONG		13 889		25 356	
559 JAPAN		510		4 609	
874 MEXICO				157	
990 U STATES		44 822		76 477	
		67 379		129 674	
GAS MANTLES GAS BURNERS					
1 U KINGDOM				8 377	6182
73 NETHRLNDS		186		186	
990 U STATES		25 850		40 201	
		26 036		48 764	
GAS METERS AND PARTS					
1 U KINGDOM		43 544		12 771 5	6183
990 U STATES		166 081		36 688 9	
		209 625		49 460 4	
PLATES CYLINDERS ENGRAVERS					
1 U KINGDOM		2 761		4 121	6191
55 GERMANY W		1 403		1 489	
67 ITALY				1 605	
76 NORWAY				152	
614 AUSTRALIA				239	
990 U STATES		13 612 9		35 243 9	
		14 029 3		36 004 5	
PLATES PRINTING 2 COLOURS					
1 U KINGDOM		343		1 490	6192
43 AUSTRIA		455		455	
73 NETHRLNDS				2187	
86 SWITZRLND		63		1 957	
990 U STATES		17 117		46 632	
		17 978		52 721	
PLATES FOR PRINTING MUSIC					
1 U KINGDOM				1 350	6193
73 NETHRLNDS		2 742		2 742	
990 U STATES		3 699		10 243	
		6 441		14 335	
STEREOTYPES ELECTROTYPES MOP					
990 U STATES	SQ IN				6194
	23 4101	7 255	33 4768	9 796	
	23 4101	7 255	33 4768	9 796	
MATRICES FOR STEREOTYPES 475A					
990 U STATES	SQ IN				6195
	8 622	559	87 622	42 18	
	8 622	559	87 622	42 18	
STEREOTYPES FOR BOOKS					
990 U STATES	SQ IN				6196
	4 463	248	12 122	10 55	
	73 NETHRLNDS	451	451	159	
	990 U STATES	58 670 3	15 961 22	72 298	
		59 161 7	16 086 93	73 512	
STEREOTYPES FOR ADVERTISEMENTS					
990 U STATES	SQ IN				6197
	4 480	124	4 616	182	
	55 GERMANY W	3 060	6 960	220	
	73 NETHRLNDS		59	114	
	990 U STATES	25 412 9	5 412 14	23 958	
		26 166 9	5 528 49	24 474	
TYPE PRINTING CHASES QUOINS					
990 U STATES		2 042		6 739	6199
		12 45		18 46	
		396		396	
		17 256		62 988	
		20 939		71 969	
PRINTG PLATES FOR PUBLICATIONS					
990 U STATES		589		1 055	6200
		125		125	
		78		78	
		56 425		165 154	
		57 217		166 412	
MOULDING MATERIAL ELECTROTYPE					
990 U STATES		1 981		3 165	6201
		1 981		3 165	
TUNGSTEN BEARING ORES					
990 U STATES	CWT				6208
	500	4 6231	500	4 6231	
	500	4 6231	500	4 6231	
CHROME ORE					
990 U STATES	CWT				6210
	8 5975	82 944	10 0574	10 1436	
	8 5975	82 944	10 0574	10 1436	
ANTIMONY OR REGULUS OF					
990 U STATES	LB				6211
	3 000	663	3 000	663	
	3 000	663	3 000	663	
BISMUTH METALLIC NATURAL					
990 U STATES	LB				6212
	1 000	2 289	1 000	2 289	
	1 000	2 289	1 000	2 289	
COBALT ORE					
	CWT				6215
MANGANESE ORE					
54 FRANCE	CWT	26	349	521	6216

IMPORTS BY COMMODITIES AND COUNTRIES

Commodity and Country	MARCH 1961		JANUARY TO MARCH 1961		Class Number
	Quantity	Value (\$)	Quantity	Value (\$)	
559 JAPAN			110	2116	
990 U STATES	13082	69134	30550	174786	
ORES OF METALS N O P	13108	69483	30818	177423	
	CWT				6217
76 NORWAY	577	308	577	308	
774 PERU			43140	154820	
990 U STATES	952	4741	5016	64579	
MERCURY OR QUICKSILVER	1529	5049	48733	239707	
	LB				6218
73 NETHRLNDS			57	207	
82 SPAIN	8368	17591	8368	17591	
758 COLOMBIA			1140	2716	
990 U STATES	8335	22739	43909	117283	
ANODES NICKEL COPPER PRECIOUS	16703	40330	53474	137797	
990 U STATES		15017		24313	6219
ARTICLES FOR AGRIC IMPLEMENTS		15017		24313	
1 U KINGDOM		594		8465	6220
990 U STATES		19660		51620	
ARTICLES FOR STORAGE BATTERIES		20254		60085	
990 U STATES		31118		53361	6221
BELLS FOR CHURCHES		31118		53361	
1 U KINGDOM				453	6222
54 FRANCE		11993		25102	
55 GERMANY W		300		300	
67 ITALY				57	
73 NETHRLNDS		847		847	
86 SWITZRLNO				1269	
990 U STATES		19526		33857	
BELLS AND GONGS N O P		32666		61885	
1 U KINGDOM		1004		2290	6223
55 GERMANY W		480		2466	
86 SWITZRLNO		50		50	
519 INDIA		106		2874	
559 JAPAN		2268		2491	
990 U STATES		21312		53488	
SLIDE OR ZIPPER FASTENERS		25220		63659	
1 U KINGDOM		98		309	6225
55 GERMANY W				282	
73 NETHRLNDS				268	
559 JAPAN		1293		1809	
990 U STATES		3842		12084	
BUCKLES CLASPS EYELETS HOOKS		5233		14752	
1 U KINGDOM		9291		26675	6226
54 FRANCE				67	
55 GERMANY W		7312		15417	
67 ITALY		313		1064	
73 NETHRLNDS				65	
86 SWITZRLNO				95	
246 CZECHO S		141		493	
516 HONG KONG				410	
559 JAPAN		719		2538	
990 U STATES		166255		439416	
CAGES ANIMAL OF WIRE AND PARTS		184031		486240	
1 U KINGDOM		10078		15118	6227
44 BELG LUX		806		1562	
55 GERMANY W				199	
559 JAPAN		4087		13889	
990 U STATES		5024		16296	
CHRONOMETERS COMPASSES SHIPS		19995		47064	
1 U KINGDOM		4007		14340	6228
55 GERMANY W		66		614	
73 NETHRLNDS				364	
85 SWEDEN				158	
559 JAPAN		75		2434	
990 U STATES		25045		43383	
METAL ARTICLES FOR JEWELLERY		29193		61293	
1 U KINGDOM		90		952	6229
55 GERMANY W		561		3429	
67 ITALY				539	
559 JAPAN				1008	
990 U STATES		34163		103114	
ARTICLES FOR USE IN FISHERIES		34814		109042	
1 U KINGDOM		443		10627	6230
55 GERMANY W				2652	
73 NETHRLNDS				799	
76 NORWAY		4669		6519	
78 PORTUGAL				2046	
82 SPAIN				504	
559 JAPAN		27652		48818	
990 U STATES		13263		30322	
ARTICLES N O P FOR MFR SHIPS		46027		102287	
1 U KINGDOM		271157		469882	6232
55 GERMANY W		5145		13436	
73 NETHRLNDS		598		954	

IMPORTS BY COMMODITIES AND COUNTRIES

Commodity and Country	MARCH 1961		JANUARY TO MARCH 1961		Class Number
	Quantity	Value (\$)	Quantity	Value (\$)	
76 NORWAY		509		10035	
85 SWEDEN		28879		32297	
559 JAPAN		1227		2737	
990 U STATES		147622		341628	
ELEMENTS FOR LAMP FILAMENTS		455137		870969	
1 U KINGDOM		103		103	6233
43 AUSTRIA		4325		11724	
73 NETHRLNDS		5362		9755	
990 U STATES		92893		270193	
METAL PTS FOR COVERED BUTTONS		102683		291775	
990 U STATES		11159		29798	6234
NAILS TACKS BRASS OR COPPER		11159		29798	
1 U KINGDOM				142	6235
990 U STATES		376		2778	
PATTERNS OF METAL NOT MODELS		376		2920	
990 U STATES		4223		77100	6236
RIVETS BURRS BRASS OR COPPER		4223		77100	
1 U KINGDOM		266		2247	6238
990 U STATES		13847		28421	
SCREWS OF METAL N O P		14113		30668	
1 U KINGDOM		2507		4992	6240
44 BELG LUX		2796		3296	
55 GERMANY W		870		3301	
86 SWITZRLND				98	
516 HONG KONG				126	
559 JAPAN		1878		3199	
990 U STATES		7156		21905	
SHOE AND CORSET EYELETS HOOKS		15207		36917	
55 GERMANY W		318		1132	6241
67 ITALY		2629		7854	
990 U STATES		28773		62881	
WIRE NON FERROUS COVERED		31720		71867	
1 U KINGDOM		74412		268438	6247
55 GERMANY W				21412	
73 NETHRLNDS		107		107	
559 JAPAN		2406		2528	
990 U STATES		243334		895518	
WIRE TINSEL FOR BRAIDS CORDS		320259		1188003	
54 FRANCE		694		835	6248
55 GERMANY W		8292		8292	
990 U STATES		6067		8769	
WIRE STRANDED NON FERROUS		15053		17396	
1 U KINGDOM		311		681	6249
55 GERMANY W				1202	
990 U STATES		28081		86845	
WIRE NON FERROUS N O P		28392		88728	
1 U KINGDOM		5374		14059	6250
55 GERMANY W		526		7034	
73 NETHRLNDS		51		104	
85 SWEDEN		5623		18910	
990 U STATES		42430		108853	
NON FERROUS METALS AND PRODUCT		54004		148960	
1 U KINGDOM		74883		206321	6251
43 AUSTRIA				217	
54 FRANCE				1826	
55 GERMANY W		3710		9818	
67 ITALY				841	
73 NETHRLNDS		1054		3150	
85 SWEDEN		53		759	
559 JAPAN		1000		3123	
990 U STATES		570280		1678382	
PARTS FOR MFR OF SHUTTLES		650980		1904437	
990 U STATES		17390		45139	6252
HINGES FOR JEWELLERY BOXES		17390		45139	
990 U STATES		6099		13834	6253
MATERIALS FOR MFR MINING MACH		6099		13834	
990 U STATES		257		1144	6254
RESIDUES NON FERROUS		257		1144	
1 U KINGDOM	CWT		2200	25754	6257
TUNGSTEN CARBIDE INSERTS			2200	25754	
64 IRELAND		68324		68324	6258
85 SWEDEN		13450		63056	
427 UN SO AFR				72142	
990 U STATES		19017		42922	
TUNGSTEN CARBIDE TIPS BLANKS		100791		246444	
85 SWEDEN		5246		8568	6259
990 U STATES		6971		19813	
		12217		28381	

IMPORTS BY COMMODITIES AND COUNTRIES

Commodity and Country	MARCH 1961		JANUARY TO MARCH 1961		Class Number
	Quantity	Value (\$)	Quantity	Value (\$)	
CIGARETTE LIGHTERS	DOZ				6260
1 U KINGDOM	2	69	2	69	
43 AUSTRIA	890	2068	2690	5173	
55 GERMANY W	100	1681	230	3244	
76 NORWAY			12	169	
86 SWITZRLND	22	2268	45	4571	
559 JAPAN	24032	50511	62640	135293	
990 U STATES	456	1537	1591	6790	
	25502	58134	67210	155309	
INCANDESCENT LAMPS LARGE	NO				6302
1 U KINGDOM	4227	3198	201805	21946	
44 BELG LUX	676	186	6876	1083	
54 FRANCE			18	281	
55 GERMANY W	6744	915	9539	1604	
73 NETHRLNDS	27563	2481	35935	5309	
85 SWEDEN			100	245	
559 JAPAN	61900	3362	72575	4431	
990 U STATES	505205	178459	1388789	529491	
	606315	188601	1715637	564390	
FLUORESCENT BULBS AND TUBES	NO				6303
73 NETHRLNDS	13352	5032	21032	7627	
990 U STATES	155823	161215	366743	388185	
	169175	166247	387775	395812	
MERCURY VAPOUR LAMPS	NO				6304
1 U KINGDOM	4	80	4	80	
73 NETHRLNDS	4543	4704	7113	10068	
86 SWITZRLND			25	127	
990 U STATES	4552	44735	15562	112297	
	9099	49519	22704	122572	
VAPOUR LAMPS N O P	NO				6306
1 U KINGDOM			200	1330	
990 U STATES	141239	32918	256962	51549	
	141239	32918	257162	52879	
SEALED BEAM LAMPS	NO				6307
990 U STATES	123070	97463	214916	173662	
	123070	97463	214916	173662	
CHRISTMAS TREE LAMPS	NO				6309
559 JAPAN	389025	8023	415025	8388	
	389025	8023	415025	8388	
MINIATURE LAMPS N O P	NO				6310
1 U KINGDOM	25476	1618	35709	3290	
55 GERMANY W	3300	305	11250	1202	
73 NETHRLNDS	219193	9904	500612	18294	
516 HONG KONG			115000	1113	
559 JAPAN			22900	772	
990 U STATES	105455	17147	318477	54980	
	353424	28974	1003948	79651	
PHOTOFLASH LAMPS	NO				6311
559 JAPAN			774184	23222	
990 U STATES	120204	8420	885454	56023	
	120204	8420	1659638	79245	
PHOTOGRAPHIC LAMPS N O P	NO				6312
73 NETHRLNDS	2100	912	2362	1246	
559 JAPAN			5558	3182	
990 U STATES	103041	33627	222885	96070	
	105141	34539	230805	100498	
LIGHTS HEAD SIDE TAIL N O P					6315
1 U KINGDOM		1057		2502	
55 GERMANY W		2221		3984	
516 HONG KONG		185		7005	
559 JAPAN		4425		12105	
990 U STATES		44251		112953	
		52139		138549	
FLASHLIGHTS AND PARTS	NO				6320
1 U KINGDOM	840	402	840	548	
43 AUSTRIA	300	334	300	334	
55 GERMANY W	72	106	4498	7545	
516 HONG KONG	73964	19765	287895	72121	
553 CHINA COM	12000	2247	12000	2247	
559 JAPAN	2800	2201	12002	7745	
990 U STATES	22704	26482	90000	88919	
	112680	51537	407535	179459	
ELECTRIC LIGHT FIXTURES N O P					6325
1 U KINGDOM		4602		12335	
43 AUSTRIA		2450		3482	
44 BELG LUX		5450		5450	
49 DENMARK		4426		9100	
53 FINLAND				4585	
54 FRANCE		694		2235	
55 GERMANY W		24443		58117	
67 ITALY		6702		12613	
73 NETHRLNDS		438		757	
76 NORWAY		3291		3920	
82 SPAIN		1026		1245	
85 SWEDEN		493		880	
86 SWITZRLND				6541	
246 CZECHO S		3662		9204	
258 GERMANY E				110	
262 HUNGARY				369	
355 ISRAEL		949		949	
516 HONG KONG				127	
559 JAPAN		8367		19153	
990 U STATES		632408		1569283	
		699401		1720455	

IMPORTS BY COMMODITIES AND COUNTRIES

Commodity and Country	MARCH 1961		JANUARY TO MARCH 1961		Class Number
	Quantity	Value (\$)	Quantity	Value (\$)	
GROUP 7					
NON METALLIC MINERALS					
ASBESTOS PACKING	LB				7001
1 U KINGDOM	10723	7697	42049	25294	
990 U STATES	20442	20347	59464	66119	
	31165	28044	101513	91413	
VEHICLE BRAKE LININGS ASBESTOS		13956		41300	7002
1 U KINGDOM				199	
54 FRANCE		772		9736	
55 GERMANY W		30190		107540	
990 U STATES		44918		158775	
ASBESTOS MANUFACTURES N O P					7003
1 U KINGDOM		24873		71215	
44 BELG LUX		22887		57767	
54 FRANCE				223	
990 U STATES		156331		424689	
		204091		553894	
VEHICLE CLUTCH FACING ASBESTOS		1582		1582	7004
1 U KINGDOM				890	
55 GERMANY W		32921		72221	
990 U STATES		34503		74693	
BRAKE LININGS AND FACINGS NOP		1044		1572	7005
1 U KINGDOM		18880		46256	
990 U STATES		19924		47828	
CHINA CLAY GROUND	CWT				7011
1 U KINGDOM	121113	87903	227025	164025	
990 U STATES	227884	210263	549053	517063	
	348997	298166	776078	681088	
FIRE CLAY GROUND	CWT				7012
990 U STATES	115287	34030	201787	76433	
	115287	34030	201787	76433	
PIPE CLAY GROUND	CWT				7013
990 U STATES	24000	2080	78116	7178	
	24000	2080	78116	7178	
CLAYS N O P GROUND		49703		123139	7014
990 U STATES		49703		123139	
ZIRCONIUM SILICATE					7015
614 AUSTRALIA		2875		2875	
990 U STATES		29382		73396	
		32257		76271	
ZIRCONIUM OXIDE					7016
990 U STATES		1931		6730	
		1931		6730	
SAGGARS FOR CERAMIC PRODUCTS				266	7017
1 U KINGDOM				12885	
990 U STATES		5324		13151	
		5324		13151	
ACTIVATED CLAY TO REFINE OILS		57036		226229	7018
990 U STATES		57036		226229	
GROG FOR REFRACTORY MATERIALS	TON				7019
990 U STATES	950	34779	2570	100305	
	950	34779	2570	100305	
BRICK BUILDING GLAZED	M				7020
990 U STATES	313	24107	973	77491	
	313	24107	973	77491	
BRICK BUILDING N O P	M				7021
44 BELG LUX	10	955	36	3278	
990 U STATES	2844	146808	5686	309377	
	2854	147763	5722	312655	
BRICK FIRE CHROME		22305		158369	7022
990 U STATES		22305		158369	
BRICK FIRE MAGNESITE				204	7023
1 U KINGDOM		52043		106930	
990 U STATES		52043		107134	
BRICK FIRE 90 PER CENT SILICA		82875		284105	7024
990 U STATES		82875		284105	
BRICK FIRE 100 DOL THOUSAND				589	7025
1 U KINGDOM		80963		297975	
990 U STATES		80963		298564	
BRICK FIRE FURNACE OR KILN		1967		5659	7026
1 U KINGDOM				15868	
85 SWEDEN		347946		1187062	
990 U STATES		349913		1208589	
BRICK FIRE N O P		15828		38433	7027
1 U KINGDOM				2957	
49 DENMARK		279234		585328	
990 U STATES		295062		626718	
BRICK PAVING	M				7028
990 U STATES			24	1560	
			24	1560	

IMPORTS BY COMMODITIES AND COUNTRIES

Commodity and Country	MARCH 1961		JANUARY TO MARCH 1961		Class Number
	Quantity	Value (\$)	Quantity	Value (\$)	
BUILDING BLOCKS BUILDING TILE					7029
1 U KINGDOM				13525	
44 BELG LUX		460		1957	
67 ITALY				1067	
990 U STATES		144042		299384	
		144502		315933	
DRAIN PIPES SEWER PIPES N O P					7030
1 U KINGDOM		117		1774	
990 U STATES		3027		7376	
		3144		9150	
TILES STONE MOSAIC FLOORING					7032
55 GERMANY W		924		5292	
67 ITALY		477		807	
559 JAPAN		6002		30131	
990 U STATES		494		11796	
		7897		48026	
EARTHENWARE TILES FOR ROOFING					7033
TILES EARTHENWARE N O P					7034
1 U KINGDOM		21580		55080	
55 GERMANY W				107	
67 ITALY				589	
559 JAPAN		541		1417	
990 U STATES		4411		8857	
		26532		66050	
TILES FLOOR AND WALL EARTHWARE	SQ FT				7035
1 U KINGDOM	24566	8172	219802	50727	
44 BELG LUX	460	278	460	278	
55 GERMANY W	22918	5161	53200	11661	
67 ITALY			18630	6344	
82 SPAIN	7340	1257	16500	2805	
246 CZECHO S	4050	647	8050	1223	
559 JAPAN	254675	40493	609630	122102	
990 U STATES	8180	4435	45045	16679	
	322189	60443	971317	211819	
CHINA AND PORCELAIN WARE N O P					
1 U KINGDOM		5283		9994	
54 FRANCE		52		52	
55 GERMANY W		478		898	
67 ITALY				394	
258 GERMANY E		58		58	
559 JAPAN		146		2421	
990 U STATES		2011		5436	
		8028		19253	
DEMIJOHNS CHURNS CROCKS N O P					7045
1 U KINGDOM		114		114	
559 JAPAN				411	
990 U STATES		1613		7058	
		1727		7583	
TABLEWARE OF CHINA PORCELAIN					7046
1 U KINGDOM		945694		2520396	
43 AUSTRIA				462	
49 DENMARK		2317		2760	
54 FRANCE		2390		5020	
55 GERMANY W		13928		29772	
64 IRELAND				75	
67 ITALY		1781		10319	
73 NETHRLNDS		157		309	
76 NORWAY				59	
82 SPAIN				99	
85 SWEOEN		81		388	
86 SWITZRLND		192		396	
246 CZECHO S		514		2057	
258 GERMANY E		978		2336	
262 HUNGARY		152		152	
355 ISRAEL		107		220	
516 HONG KONG		1124		3186	
559 JAPAN		66444		170315	
990 U STATES		76996		286049	
		1112855		3034370	
STONEWARE EARTHENWARE N O P					7047
1 U KINGDOM		27646		87609	
43 AUSTRIA		279		554	
44 BELG LUX		875		3692	
49 DENMARK		384		2541	
54 FRANCE		1092		2096	
55 GERMANY W		23715		49060	
59 GREECE		111		535	
67 ITALY		5406		16336	
73 NETHRLNDS		1082		2711	
76 NORWAY		148		359	
78 PORTUGAL		597		2164	
82 SPAIN				1135	
85 SWEOEN		568		2415	
86 SWITZRLND		50		110	
258 GERMANY E				126	
516 HONG KONG				685	
559 JAPAN		51818		155305	
874 MEXICO				727	
990 U STATES		88917		203652	
		202688		531812	
CHEMICAL STONEWARE ACID RESIST					7048
1 U KINGDOM		1433		1649	
990 U STATES		9358		35159	
		10791		36808	

IMPORTS BY COMMODITIES AND COUNTRIES

Commodity and Country	MARCH 1961		JANUARY TO MARCH 1961		Class Number
	Quantity	Value (\$)	Quantity	Value (\$)	
ARTIFICIAL TEETH NOT MOUNTED					7051
1 U KINGDOM		1427		2115	
55 GERMANY W		2779		16414	
67 ITALY				329	
73 NETHRLNDS				200	
86 SWITZRLND		742		9831	
355 ISRAEL		380		380	
559 JAPAN		847		1008	
828 TRINIDAD		2741		8120	
990 U STATES		99413		312300	
		108329		350697	
BATHS BATHTUBS BASINS ETC NOP					7052
1 U KINGDOM		36266		126232	
55 GERMANY W		871		1300	
67 ITALY				4880	
76 NORWAY				152	
559 JAPAN		3697		14935	
824 JAMAICA				234	
990 U STATES		123920		427727	
		164754		575460	
CRUCIBLES N D P AND COVERS					7053
1 U KINGDOM				679	
55 GERMANY W				1050	
427 UN SO AFR				418	
990 U STATES		10466		27240	
		10466		29387	
INSULATORS ELECTRIC PORCELAIN					7055
1 U KINGDOM		900		5165	
559 JAPAN				287	
990 U STATES		28194		84264	
		29094		89716	
MANUFACTURES OF CLAY N O P					7056
1 U KINGDOM		346		5996	
55 GERMANY W		7163		7163	
990 U STATES		75968		188303	
		83477		201462	
BRIQUETTES OF COAL OR COKE	TON				7060
990 U STATES	558	13271	3803	60344	
	558	13271	3803	60344	
ANTHRACITE SCREENINGS	TON				7061
990 U STATES	114	617	167	907	
	114	617	167	907	
ANTHRACITE DOMESTIC SIZES	TON				7062
1 U KINGDOM	1512	31600	1512	31600	
990 U STATES	44115	527338	167481	1993086	
	45627	558938	168993	2024686	
ANTHRACITE SMALLER SIZES N O P	TON				7063
990 U STATES	13747	118233	39535	348171	
	13747	118233	39535	348171	
COAL BITUMINOUS SUB BITUMINOUS	TON				7064
990 U STATES	680364	3286753	1916721	9499023	
	680364	3286753	1916721	9499023	
COAL EXWAREHOUSED SHIPS STORES	TON				7066
COAL DUST AND COAL N O P	TON				7067
990 U STATES	1463	11213	2662	29010	
	1463	11213	2662	29010	
BENZOL	GAL				7070
277 POLAND	209834	124384	209834	124384	
990 U STATES	435657	177605	1167410	566958	
	645491	301989	1377244	691342	
COAL TAR CRUDE	GAL				7071
1 U KINGDOM	26350	5701	52300	11221	
990 U STATES	2754	458	3171	814	
	29104	6159	55471	12035	
COAL PITCH	CWT				7072
1 U KINGDOM	83137	146907	308476	568575	
990 U STATES	78577	165401	313936	654430	
	161714	312308	622412	1223005	
CARBOLIC OR HEAVY OIL	GAL				7073
1 U KINGDOM	900	366	7226	3483	
614 AUSTRALIA	2025	538	2025	538	
990 U STATES	46041	11912	79949	23089	
	48966	12816	89200	27110	
COKE PETROLEUM	TON				7074
990 U STATES	12911	173639	38090	588962	
	12911	173639	38090	588962	
COKE N O P	TON				7077
990 U STATES	25886	497412	67042	1299031	
	25886	497412	67042	1299031	
GLASS BULB FOR ELECTRONIC TUBE					7078
73 NETHRLNDS		30258		30258	
990 U STATES		359849		1105788	
		390107		1136046	
DECANTERS AND TUMBLERS					7079
1 U KINGDOM		250		986	
49 DENMARK		75		75	
54 FRANCE		946		946	
55 GERMANY W		59		59	
85 SWEDEN		149		149	
246 CZECHO S				719	
559 JAPAN		507		2160	
990 U STATES		38679		105709	
		40665		110803	
LAMP CHIMNEYS					7080
990 U STATES		1876		10298	
		1876		10298	

IMPORTS BY COMMODITIES AND COUNTRIES

Commodity and Country	MARCH 1961		JANUARY TO MARCH 1961		Class Number
	Quantity	Value (\$)	Quantity	Value (\$)	
GLASS PLATES FOR OPTICAL MFR					7081
55 GERMANY W		1174		4648	
990 U STATES		29968		161049	
		31142		165697	
GLASS CARBOYS BOTTLES JARS					7082
1 U KINGDOM		18060		58399	
43 AUSTRIA				380	
54 FRANCE		2779		5627	
55 GERMANY W		2096		3715	
67 ITALY		1006		1524	
73 NETHRLNDS		480		1679	
246 CZECHO S		802		802	
262 HUNGARY				385	
516 HONG KONG				289	
559 JAPAN		1065		6885	
990 U STATES		452293		1249994	
		478581		1329679	
GLASS TABLEWARE CUT GLASS WOP					7083
1 U KINGDOM		35124		83553	
43 AUSTRIA		1702		1763	
44 BELG LUX		13242		18909	
49 DENMARK		1302		1357	
54 FRANCE		5967		9350	
55 GERMANY W		60129		138369	
64 IRELAND		274		953	
67 ITALY		3639		9511	
73 NETHRLNDS		7333		9585	
78 PORTUGAL				106	
82 SPAIN				320	
85 SWEDEN		4558		9690	
246 CZECHO S		20196		87294	
258 GERMANY E		1952		5180	
262 HUNGARY		4755		17856	
277 POLAND		296		1362	
355 ISRAEL		530		530	
559 JAPAN		7866		21796	
990 U STATES		268757		573937	
		437622		991421	
LAMP BULBS AND TUBING FOR					7084
1 U KINGDOM				577	
54 FRANCE		1076		1323	
86 SWITZRLND		2613		3981	
990 U STATES		245638		700456	
		249327		706337	
GLASS SHADES OR GLOBES					7085
55 GERMANY W				892	
67 ITALY		1163		1223	
246 CZECHO S				2753	
990 U STATES		13289		58248	
		14452		63116	
LENSES GLASS N O P					7086
1 U KINGDOM				1641	
43 AUSTRIA		991		2705	
44 BELG LUX		5383		7770	
54 FRANCE				602	
55 GERMANY W		3053		3712	
559 JAPAN				256	
990 U STATES		66684		133324	
		76111		150010	
FRESNEL TYPE LENSES GLOBES					7087
1 U KINGDOM				132	
990 U STATES		11479		42098	
		11479		42230	
MOULDED SHAPES FOR ELECT FIXT					7088
1 U KINGDOM		1684		4902	
43 AUSTRIA		1762		3972	
55 GERMANY W		10694		18732	
73 NETHRLNDS		2398		5037	
85 SWEDEN		725		838	
246 CZECHO S		1565		7484	
516 HONG KONG				382	
559 JAPAN				811	
990 U STATES		205335		559538	
		224163		601696	
HEAT RESISTING GLASSWARE					7089
1 U KINGDOM		12965		29938	
43 AUSTRIA		80		165	
54 FRANCE				160	
55 GERMANY W		1203		3139	
73 NETHRLNDS		287		1095	
990 U STATES		711588		1889723	
		726123		1924220	
SHEET GLASS OVER 34 02 SQ FT	SQ FT				7090
1 U KINGDOM	15791	4285	94090	26248	
44 BELG LUX	349068	101111	824072	231110	
54 FRANCE	307027	55217	542795	103785	
55 GERMANY W	243896	52109	574305	132286	
67 ITALY	19089	2863	47337	6878	
246 CZECHO S			14422	2537	
258 GERMANY E	20235	2708	42496	6079	
559 JAPAN	29400	4899	64250	9392	
990 U STATES	130512	39195	362409	105249	
	1115018	262387	2566176	623564	
SHEET GLASS TRANSPRT TO 34 02	SQ FT				7091
1 U KINGDOM	301853	28577	940600	97584	
44 BELG LUX	1136595	139125	2526166	298427	

IMPORTS BY COMMODITIES AND COUNTRIES

Commodity and Country	MARCH 1961		JANUARY TO MARCH 1961		Class Number
	Quantity	Value (\$)	Quantity	Value (\$)	
54 FRANCE	566387	51930	750044	68726	
55 GERMANY W	897613	56327	2006330	147516	
67 ITALY	24000	1322	54085	4325	
246 CZECHO. S	150000	4910	589900	24589	
258 GERMANY E	380700	19151	1030700	52041	
277 POLAND			10200	299	
559 JAPAN	292593	18774	569363	34045	
990 U STATES	1600	1311	3700	1569	
	3751341	321427	8481088	729121	
PLATE GLASS NOT OVER 7 SQ FT	SQ FT				7093
1 U KINGDOM	1513	610	14584	6973	
44 BELG LUX	19644	8894	32751	14569	
54 FRANCE	3339	4574	27136	12832	
55 GERMANY W	12041	3334	15522	4736	
990 U STATES	1339	888	11484	6770	
	37876	18300	101477	45880	
PLATE GLASS 7 TO 25 SQ FT	SQ FT				7094
1 U KINGDOM	691223	275716	1696873	649518	
44 BELG LUX	37385	19194	98238	50584	
54 FRANCE	22357	15479	55496	30402	
55 GERMANY W	10262	6274	27131	16989	
73 NETHRLNDS			21648	8764	
990 U STATES	85426	38290	292041	146095	
	846653	354953	2191427	902352	
PLATE GLASS N O P	SQ FT				7095
1 U KINGDOM	123135	71202	420479	220021	
44 BELG LUX	85401	53062	265887	148190	
54 FRANCE	69405	33393	190789	92225	
55 GERMANY W	55499	30680	130079	71578	
73 NETHRLNDS	4788	3624	5808	4073	
990 U STATES	1032698	482472	3216194	1528495	
	1370926	674433	4229236	2064582	
LAMINATED GLASS SHEETS	SQ FT				7097
1 U KINGDOM	19309	10357	43047	22664	
44 BELG LUX	1024	595	3530	2259	
54 FRANCE	1013	489	2807	1535	
55 GERMANY W	3898	1838	27298	14645	
990 U STATES	687	1778	2212	5886	
	25931	15057	78894	46989	
GLASS SHEETS WIRED	SQ FT				7099
1 U KINGDOM	53609	16296	102596	31156	
44 BELG LUX	9995	2164	41319	7443	
54 FRANCE	1050	179	6713	834	
55 GERMANY W	2100	379	3313	1364	
73 NETHRLNDS	59977	40610	122124	82893	
990 U STATES	2681	1559	7984	4882	
	129412	61187	284049	128572	
GLASS CAST AND SHEET GLASS N O P	SQ FT				7100
1 U KINGDOM	18229	3185	44429	12316	
44 BELG LUX	17897	3450	26674	5180	
55 GERMANY W	1205	1361	7409	3916	
990 U STATES	15131	6985	23813	10457	
	52462	14981	102325	31869	
ORNAMENTAL COLOURED GLASS	SQ FT				7111
1 U KINGDOM	9697	4953	41429	17694	
44 BELG LUX	2203	461	23169	4382	
55 GERMANY W	308	626	2783	1011	
559 JAPAN			14300	1347	
990 U STATES	6918	5298	16079	15041	
	19126	11338	97760	39475	
PAINTED OBSCURED WHITE GLASS	SQ FT				7112
1 U KINGDOM	186418	31733	339092	59878	
44 BELG LUX	74055	10586	166451	26764	
54 FRANCE	19110	1856	36833	3297	
55 GERMANY W	19683	6164	50286	12269	
73 NETHRLNDS	6500	860	6500	860	
559 JAPAN	19600	1909	57530	5382	
990 U STATES	86344	47752	184376	95865	
	411710	100860	841068	204315	
STAINED OR ORNAMENTAL WINDOWS					7113
1 U KINGDOM		14473		21695	
43 AUSTRIA				3108	
54 FRANCE		33902		54784	
55 GERMANY W		5666		12078	
67 ITALY				5500	
385 UAR EGYPT				390	
990 U STATES		8845		11768	
		62886		109323	
MIRRORS OF GLASS FRAMED OR NOT					7114
1 U KINGDOM		7020		21926	
43 AUSTRIA				287	
44 BELG LUX		18643		56377	
49 DENMARK				150	
54 FRANCE				66	
55 GERMANY W		10200		22293	
67 ITALY		178		489	
85 SWEDEN				361	
553 CHINA COM				169	
559 JAPAN		4059		9539	
990 U STATES		82791		197294	
		122891		308951	
VACUUM BOTTLES JUGS AND PARTS	NO				7118
1 U KINGDOM	3466	2123	4466	2588	
55 GERMANY W			101	747	
516 HONG KONG			68	113	
990 U STATES	12660	22197	24270	45083	
	16126	24320	28905	48531	

IMPORTS BY COMMODITIES AND COUNTRIES

123

Commodity and Country	MARCH 1961		JANUARY TO MARCH 1961		Class Number
	Quantity	Value (\$)	Quantity	Value (\$)	
INSULATING WINDOW UNITS	NO				7119
1 U KINGDOM	13	205	137	5022	
44 BELG LUX	1467	29178	3828	92411	
55 GERMANY W	154	2712	356	5597	
990 U STATES	373	3873	1518	30155	
	2007	35968	5839	133185	
GLASS BALLS FOR FIBRES OR YARN					7120
990 U STATES		32176		92976	
		32176		92976	
GLASS TO BE CUT OR MOUNTED					7121
44 BELG LUX		11376		19026	
54 FRANCE		6064		9970	
55 GERMANY W		6142		10297	
246 CZECHO S		543		1086	
990 U STATES		17707		53862	
		41832		94241	
GLASS BLANKS FOR REFLECTORS					7122
990 U STATES		29428		107979	
		29428		107979	
BEADS FOR MFR IMITATION PEARLS					7123
43 AUSTRIA				3552	
55 GERMANY W				5909	
559 JAPAN				127	
990 U STATES		87		888	
		87		10476	
ARTIFICIAL EYES CONTACT LENSES					7124
990 U STATES		1348		2941	
		1348		2941	
PHOTOGRAPHIC DRY PLATES					7125
1 U KINGDOM		5511		20368	
44 BELG LUX				145	
990 U STATES		6981		33956	
		12492		54469	
SPECTACLES EYE GLASS LENSES					7126
1 U KINGDOM		1661		9509	
43 AUSTRIA		7094		40705	
44 BELG LUX		758		758	
54 FRANCE		14054		45060	
55 GERMANY W		3303		8814	
67 ITALY		66837		172692	
82 SPAIN				102	
516 HONG KONG		774		1984	
559 JAPAN		17258		76908	
990 U STATES		79186		174362	
		190925		530894	
MANUFACTURES OF GLASS N O P					7127
1 U KINGDOM		4235		18561	
43 AUSTRIA		1348		1967	
44 BELG LUX		2318		3130	
49 DENMARK		84		143	
54 FRANCE		2762		4919	
55 GERMANY W		5643		11788	
67 ITALY		7229		24593	
73 NETHRLNDS		488		1142	
82 SPAIN		980		980	
85 SWEDEN		1817		7845	
86 SWITZRLND				659	
246 CZECHO S		4177		18338	
258 GERMANY E		122		1117	
262 HUNGARY		420		1840	
516 HONG KONG		5053		9701	
559 JAPAN		5724		17658	
990 U STATES		218414		551819	
		260814		676200	
GLASS WOOL OR FIBRE GLASS	LB				7128
1 U KINGDOM	1341	915	4875	1846	
85 SWEDEN			710	541	
990 U STATES	812270	143761	1461672	339841	
	813611	144676	1467257	342228	
GLASS BLOCKS					7129
1 U KINGDOM		167		1051	
54 FRANCE				253	
246 CZECHO S				1588	
874 MEXICO		6173		6173	
990 U STATES		19631		50354	
		25971		59419	
PLUMBAGO NOT GROUND OR MFRO					7131
874 MEXICO		1082		4502	
990 U STATES		2162		3628	
		3244		8130	
CRUCIBLES PLUMBAGO AND COVERS					7132
1 U KINGDOM		6310		15137	
990 U STATES		8789		22720	
		15099		37857	
PLUMBAGO GROUND AND MFRS NOP					7133
1 U KINGDOM		10594		23961	
55 GERMANY W		1604		7099	
513 CEYLON				363	
990 U STATES		61904		191325	
		74102		222748	
MICA UNMANUFACTURED	CWT				7138
519 INDIA	188	5971	213	12563	
752 BRAZIL			7	909	
990 U STATES	1536	14439	3324	29638	
	1724	20410	3544	43110	

IMPORTS BY COMMODITIES AND COUNTRIES

Commodity and Country	MARCH 1961		JANUARY TO MARCH 1961		Class Number
	Quantity	Value (\$)	Quantity	Value (\$)	
MICA MANUFACTURES OF					7139
1 U KINGDOM				359	
874 MEXICO				642	
990 U STATES		33640		88572	
		33640		89573	
ASPHALTUM OR ASPHALT	CWT				7141
990 U STATES	11651	30618	38295	108364	
	11651	30618	38295	108364	
ASPHALTUM OIL FOR PAVING	GAL				7143
990 U STATES	3237	519	3237	519	
	3237	519	3237	519	
OIL FOR CONCENTRATION OF ORES	GAL				7151
427 UN SO AFR	450	1525	450	1525	
990 U STATES	26166	41833	53489	88162	
	26616	43358	53939	89687	
CRUDE PETROLEUM	BBL				7153
319 KUWAIT	1132396	1810449	3740922	5897558	
323 QATAR	142511	278388	942351	1818891	
347 IRAN	1000713	1937225	2633421	5123742	
369 SAUD ARAB	1735303	4304745	5600096	13690345	
785 VENEZUELA	4411610	10577878	17136864	41386558	
828 TRINIDAD			386222	854008	
990 U STATES			78279	196193	
	8422533	18908685	30518155	68967295	
PETROLEUM TOPS FOR REFINERS	GAL				7154
FUEL OIL EXWARE SHIPS STORES	GAL				7156
876 NETH ANT			163598	14146	
990 U STATES			12500	1942	
			176098	16088	
AVIATION GASOLINE	GAL				7161
876 NETH ANT	4539690	734422	4539690	734422	
990 U STATES	265998	58215	1405731	291387	
	4805688	792637	5945421	1025809	
KEROSENE N O P	GAL				7162
1 U KINGDOM			3062949	231007	
990 U STATES	238020	31938	376629	53944	
	238020	31938	3439578	284951	
ENGINE DISTILLATE 8017 OR OVER	GAL				7163
GASOLINE UNDER B236 SP G N O P	GAL				7164
785 VENEZUELA	1042437	171889	1203432	181283	
990 U STATES			2966291	492833	
	1042437	171889	4169723	674116	
CASINGHEAD GASOLINE BLENDING	GAL				7165
LUB OILS UNDER 25C PER GAL	GAL				7166
990 U STATES	471392	102049	1081289	236985	
	471392	102049	1081289	236985	
PETRO LUB OILS 25C GAL OR OVER	GAL				7167
1 U KINGDOM	537	640	956	1725	
55 GERMANY W			79	236	
73 NETHRLNDS			10350	7354	
85 SWEDEN	24	155	24	155	
86 SWITZRLND	300	173	332	480	
990 U STATES	1801693	748767	4121428	1783730	
	1802554	749735	4133169	1793680	
OILS MINERAL N O P	GAL				7168
1 U KINGDOM	540	501	709	831	
990 U STATES	86467	112988	796100	395218	
	87007	113489	796809	396049	
STOVE OIL NO 1 FUEL OIL	GAL				7171
785 VENEZUELA	1546556	168837	2224619	229377	
876 NETH ANT			17235168	1838649	
990 U STATES	1102783	192390	3449197	603277	
	2649339	361227	22908984	2671303	
LIGHT FUEL OILS NOS 2 AND 3	GAL				7172
785 VENEZUELA	653057	77687	4007505	388424	
990 U STATES	653057	77687	3403566	411754	
			7411071	800178	
HEAVY FUEL OILS NOS 4 5 AND 6	GAL				7173
785 VENEZUELA			9771560	519650	
876 NETH ANT	5323035	254718	15354747	717467	
990 U STATES	10572146	537941	29038803	1533654	
	15895181	792659	54165110	2770771	
DIESEL FUEL	GAL				7174
785 VENEZUELA	2878265	279637	6293793	554593	
876 NETH ANT			3565986	338375	
990 U STATES	381352	43789	900505	108473	
	3259617	323426	10760284	1001441	
PETROL GREASE LUBRICATING NOP	LB				7181
1 U KINGDOM	1007	247	13045	2687	
990 U STATES	1336610	177178	3410670	459991	
	1337617	177425	3423715	462678	
PETROL JELLIES TOILET MEDICINE					7182
1 U KINGDOM				200	
990 U STATES		77395		206127	
		77395		206327	
PARAFFINE WAX	LB				7183
1 U KINGDOM			224	61	
990 U STATES	3472103	215878	9644645	629231	
	3472103	215878	9644869	629292	
CANDLES PARAFFINE WAX	LB				7184
55 GERMANY W	170	114	470	304	
64 IRELAND	2160	855	2160	855	
86 SWITZRLND	450	289	450	289	

IMPORTS BY COMMODITIES AND COUNTRIES

Commodity and Country	MARCH 1961		JANUARY TO MARCH 1961		Class Number
	Quantity	Value (\$)	Quantity	Value (\$)	
355 ISRAEL			2560	480	
559 JAPAN	6093	1492	52909	11293	
990 U STATES	18830	6595	34786	13679	
	27703	9345	93335	26900	
PRODUCTS OF PETROLEUM N O P					
1 U KINGDOM			7250	2977	7185
990 U STATES	1769183	320388	5270669	931676	
	1769183	320388	5277919	934653	
LIQUEFIED PETROLEUM GASES					
990 U STATES	1057248	127443	1896922	254285	7186
	1057248	127443	1896922	254285	
NAPHTHA INCL SOLVENT NAPHTHA					
55 GERMANY W			573	516	7187
990 U STATES	686660	160249	1726511	417896	
	686660	160249	1727084	418412	
ARTIFICIAL ABRASIVE GRAINS					
1 U KINGDOM				295	7191
54 FRANCE				282	
86 SWITZRLND		1782		1782	
990 U STATES		218571		564366	
		220353		566725	
DIAMONDS BLACK BORT FOR BORERS					
1 U KINGDOM	25331	159922	49379	298951	7192
44 BELG LUX			150	461	
427 UN SO AFR	10000	49703	21075	101631	
990 U STATES	62373	288641	172463	940681	
	97704	498266	243087	1341724	
DIATOMACEOUS EARTH					
990 U STATES	44362	97920	137137	299234	7193
	44362	97920	137137	299234	
EMERY IN BULK					
73 NETHRLNDS		1744		1744	7194
990 U STATES		19314		45132	
		21058		46876	
GRINDING WHEELS BONDED					
1 U KINGDOM		3912		36159	7195
43 AUSTRIA		207		207	
44 BELG LUX				623	
54 FRANCE				258	
55 GERMANY W		5873		27918	
67 ITALY		3595		5478	
73 NETHRLNDS				81	
76 NORWAY		1686		2632	
85 SWEDEN				70	
86 SWITZRLND		172		596	
427 UN SO AFR				100	
990 U STATES		185628		400941	
		201073		475063	
GRINDING STONES BLOCKS BONDED					
1 U KINGDOM		433		673	7196
55 GERMANY W		55		467	
85 SWEDEN				1023	
990 U STATES		30640		80670	
		31128		82833	
GRINDSTONES N O P					
1 U KINGDOM	120	172	120	172	7199
990 U STATES	26	344	34	475	
	146	516	154	647	
PUMICE PUMICE STONE LAVA TUSA					
67 ITALY				403	7200
990 U STATES		7506		23565	
		7506		23968	
COATED ABRASIVE PAPER CLOTH					
1 U KINGDOM		2151		8566	7202
55 GERMANY W		1351		9763	
76 NORWAY				998	
990 U STATES		93759		285427	
		97261		304754	
MFRS OF ABRASIVES N O P					
1 U KINGDOM		1887		4059	7203
44 BELG LUX		189		189	
55 GERMANY W		1490		6941	
67 ITALY				668	
559 JAPAN				109	
990 U STATES		30234		113755	
		33800		125721	
BUILDING STONE N O P					
1 U KINGDOM	2555	28076	6310	69756	7210
990 U STATES	42744	46962	107066	130299	
	45299	75038	113376	200055	
GRANITE ROUGH					
53 FINLAND				917	7215
85 SWEDEN		1955		25219	
990 U STATES		17171		28687	
		19126		54823	
GRANITE SAWN					
85 SWEDEN				2067	7216
990 U STATES		10762		23215	
		10762		25282	
GRANITE MANUFACTURES					
53 FINLAND		191		191	7218
55 GERMANY W		2481		9516	
85 SWEDEN		1795		6038	
990 U STATES		37701		94958	
		42168		110703	

IMPORTS BY COMMODITIES AND COUNTRIES

Commodity and Country	MARCH 1961		JANUARY TO MARCH 1961		Class Number	
	Quantity	Value (\$)	Quantity	Value (\$)		
GYPSUM 874 MEXICO 990 U STATES	TON	8500	25840	17100	50642	7221
		210	4540	1181	13259	
		8710	30380	18281	63901	
LIME 1 U KINGDOM 990 U STATES	CWT	300	141	2422	1271	7223
		67063	44897	195746	131642	
		67363	45038	198168	132913	
PLASTER OF PARIS WALL PLASTER 1 U KINGDOM 55 GERMANY W 990 U STATES	CWT	100	210	1100	698	7224
		16235	30676	43306	85020	
		16335	30886	44461	85835	
CEMENT MANUFACTURES N O P 1 U KINGDOM 67 ITALY 990 U STATES	CWT				394	7226
					1118	
			134379		388999	
WHITE PORTLAND CEMENT CLINKER 990 U STATES	CWT				390511	7227
		29680	33950	64797	74348	
		29680	33950	64797	74348	
CEMENT PORTLAND STANDARD 1 U KINGDOM 990 U STATES	CWT	441	646	441	646	7228
		185	1024	6037	8490	
		626	1670	6478	9136	
CEMENT WHITE 1 U KINGDOM 44 BELG LUX 54 FRANCE 55 GERMANY W 990 U STATES	CWT	3557	5036	6641	9541	7229
		2647	3899	3522	5229	
		876	1416	1750	2198	
CEMENT N O P 1 U KINGDOM 990 U STATES	CWT	1120	6489	876	1416	7230
		8200	16840	5178	15310	
		7942	16918	17967	33694	
MARBLE ROUGH 67 ITALY 990 U STATES	SQ				2901	7231
			6477		6477	
			6477		9378	
MARBLE SAWN 44 BELG LUX 67 ITALY 99C U STATES	SQ		2641		2641	7232
			26710		38911	
			25195		62005	
MARBLE FOR TOMBSTONES 990 U STATES	SQ		54546		103557	7233
			2226		8680	
			2226		8680	
MARBLE MANUFACTURES N O P 44 BELG LUX 67 ITALY 990 U STATES	SQ		198		1129	7234
			1458		8760	
			2376		12432	
MARBLE ORNAMENTAL FOR CHURCHES 67 ITALY	SQ		4032		22321	7235
			13887		18203	
			13887		18203	
ROOFING SLATE 990 U STATES	SQ	13	291	13	291	7241
		13	291	13	291	
SLATE MANUFACTURES N O P 55 GERMANY W 67 ITALY 78 PORTUGAL 990 U STATES	SQ		112		112	7243
			1816		1963	
			1258		2801	
CURLING STONES AND HANDLES 1 U KINGDOM	PAIR	34	1441	348	14368	7254
		34	1441	348	14368	
FELDSPAR 990 U STATES	CWT	800	926	8425	8704	7256
		800	926	8425	8704	
FLINT AND GROUND FLINT STONE 54 FRANCE 990 U STATES	CWT			496	761	7257
		2582	1369	5975	4974	
		2582	1369	6471	5735	
FLUORSPAR 874 MEXICO 990 U STATES	CWT	3585	6530	117021	108943	7258
		652	2132	3268	8132	
		4237	8662	120289	117075	
MAG OX AND CARB FOR INSULATION 990 U STATES	CWT	804	3490	2804	12034	7261
		804	3490	2804	12034	
PHOSPHATE ROCK 1 U KINGDOM 44 BELG LUX 559 JAPAN 876 NETH ANT 990 U STATES	CWT			665	300	7263
				2200	5441	
		4410	14499	13230	49076	
SILICA SAND 76 NORWAY 990 U STATES	CWT			121	66	7264
		937671	168516	2604911	493881	
		937792	168582	2605032	493947	
SAND AND GRAVEL N O P 990 U STATES	TON	7048	25074	20808	49105	7265
		7048	25074	20808	49105	

IMPORTS BY COMMODITIES AND COUNTRIES

Commodity and Country	MARCH 1961		JANUARY TO MARCH 1961		Class Number
	Quantity	Value (\$)	Quantity	Value (\$)	
SILEX OR CRYSTALLIZED QUARTZ	CWT				7266
1 U KINGDOM			700	629	
752 BRAZIL	4	2692	9	4935	
990 U STATES	18891	13139	44236	41001	
	18895	15831	44945	46565	
TALC OR SOAPSTONE	CWT				7268
990 U STATES	31537	67567	74922	158943	
	31537	67567	74922	158943	
WHITING GILDERS PARIS WHITE	CWT				7269
1 U KINGDOM	2239	1606	5909	4426	
54 FRANCE	1200	379	2100	662	
990 U STATES	4972	11224	21002	46404	
	8411	13209	29011	51492	
STONE AND MANUFACTURES N O P					7270
1 U KINGDOM		513		513	
67 ITALY		140		1091	
516 HONG KONG				250	
553 CHINA COM		688		1503	
559 JAPAN				100	
990 U STATES		5267		15509	
		6608		18966	
ROOFING GRANULES	CWT				7271
990 U STATES	51183	46428	173796	159499	
	51183	46428	173796	159499	
STONE CRUSHED	TON				7272
990 U STATES	6925	29203	18549	90359	
	6925	29203	18549	90359	
QUARTZ PIEZO ELECTRIC	LB				7273
1 U KINGDOM	3	83	57	585	
752 BRAZIL	575	3708	1239	10303	
990 U STATES	106	10327	1050	40480	
	684	14118	2346	51368	
MAGNESIA DEAD BURNED SINTERED	CWT				7274
67 ITALY			1252	4665	
990 U STATES	56431	236720	97822	432557	
	56431	236720	99074	437222	
MAGNESIA CAUSTIC CALCINED	CWT				7275
43 AUSTRIA	1100	2880	1400	3672	
990 U STATES	3034	9758	11278	38045	
	4134	12638	12678	41717	
ELECTRIC OR BLAST FURNACE SLAG	CWT				7280
990 U STATES	30583	2921	107338	11611	
	30583	2921	107338	11611	
BARYTES	CWT				7281
55 GERMANY W	440	680	840	1306	
990 U STATES	1420	3951	8234	21195	
	1860	4631	9074	22501	
CARBONS 3 TO 35 INCHES CIRCUM					7282
1 U KINGDOM		1393		6020	
54 FRANCE		7317		7754	
55 GERMANY W				75	
559 JAPAN				684	
990 U STATES		41373		130027	
		50083		144560	
CARBONS OVER 35 INCHES CIRCUM					7283
1 U KINGDOM		65383		88436	
54 FRANCE				38892	
55 GERMANY W				368	
559 JAPAN		42176		180713	
990 U STATES		2125		27853	
		109684		336262	
ELECTRIC LIGHT CARBONS N O P	LB				7284
1 U KINGDOM	52	56	6510	11741	
54 FRANCE	429	658	6268	9884	
55 GERMANY W	3313	4270	3313	4270	
990 U STATES	125468	28238	615339	106730	
	129262	33222	631430	132625	
CRAYONS					7285
1 U KINGDOM		491		2134	
54 FRANCE		559		917	
55 GERMANY W		747		1406	
355 ISRAEL		2333		2333	
559 JAPAN		2303		3341	
990 U STATES		25369		77340	
		31802		87471	
DIAMONDS UNSET	CARAT				7286
1 U KINGDOM	98	17698	688	160836	
44 BELG LUX	4090	587341	8963	1260018	
73 NETHRLNDS	86	25394	398	98508	
355 ISRAEL	1180	140575	2811	308244	
427 UN SO AFR	53	14587	102	30395	
990 U STATES	618	108488	1696	283773	
	6125	894083	14658	2141774	
FOUNDRY FACINGS OF ALL KINDS					7288
990 U STATES		18738		39445	
		18738		39445	
FULLERS EARTH IN BULK ONLY					7289
55 GERMANY W		1075		1933	
990 U STATES		12186		37231	
		13261		39164	
GAS IMPORTED BY PIPE LINE	M C F				7290
990 U STATES	8671	2149	29319	7286	
	8671	2149	29319	7286	
INSULATORS ELECTRIC N O P					7291
1 U KINGDOM		6846		16878	
86 SWITZRLND				904	

IMPORTS BY COMMODITIES AND COUNTRIES

Commodity and Country	MARCH 1961		JANUARY TO MARCH 1961		Class Number
	Quantity	Value (\$)	Quantity	Value (\$)	
990 U STATES		46860		110230	
MAGNESIA PIPE COVERING		53706		128012	
990 U STATES		2727		3633	7292
MINERAL WOOL		2727		3633	
990 U STATES	LB	641722	1335283	104920	7295
SALT TABLE		641722	1335283	104920	
1 U KINGDOM	CWT		200	187	7296
990 U STATES		2386	6099	18909	
SALT FOR FISHERIES		2386	6299	19096	
1 U KINGDOM	CWT		448	729	7297
82 SPAIN		60480	60480	10013	
813 BAHAMAS			76160	18945	
990 U STATES			11000	2054	
SALT IN BULK N O P		60480	148088	31741	
874 MEXICO	CWT		258160	16135	7298
990 U STATES		29651	128562	32720	
SALT IN BAGS BARRELS		29651	386722	48855	
1 U KINGDOM	CWT		1705	1727	7299
990 U STATES		417	39768	41784	
SULPHUR AND BRIMSTONE		13350	41473	43511	
990 U STATES	CWT		331350	354897	7300
MINERAL SUBSTANCES N O P		90062	331350	354897	
1 U KINGDOM		90062			7301
44 BELG LUX				27331	
49 DENMARK		7092		113	
54 FRANCE				53	
55 GERMANY W		50		2824	
67 ITALY		1252		4220	
85 SWEDEN		1055		4796	
516 HONG KONG		1001		9826	
519 INDIA		60		146	
559 JAPAN		813		813	
874 MEXICO		1427		3421	
990 U STATES		391		391	
VERMICULITE CRUDE		472392		1346478	
427 UN SO AFR		485533		1400412	7302
990 U STATES				4870	
ANDALUSITE KYANITE MULLITE ETC		20398		74703	
990 U STATES	CWT		5781	21784	7304
DRILLING MUD		2610	5781	21784	
990 U STATES		2610			7305
TILES FLOOR AND WALL LINOLEUM	CWT		80402	93534	
1 U KINGDOM		38784	80402	93534	7308
990 U STATES	SQ FT		7382410	667375	
TILES FLOOR AND WALL VINYL		2570367	8350	704	
1 U KINGDOM		8350	7390760	668079	7310
44 BELG LUX	SQ FT			63416	
559 JAPAN		54999	389138	1991	
990 U STATES		6461	14308	5778	
TILES FLOOR AND WALL ASPHALT		317168	644053	152755	
990 U STATES		378628	1115499	223940	7311
TILES FLOOR AND WALL N O P	SQ FT			903	
55 GERMANY W		78950	139396	12914	7312
990 U STATES		78950	139396	12914	
ACOUSTIC AND CEILING TILES	SQ FT			903	
53 FINLAND		63462	257717	53587	7315
85 SWEDEN		63462	271753	54490	
990 U STATES					
	SQ FT				
		83820	122880	5231	
		137600	536533	27221	
		1187213	4247266	732830	
		1408633	4906679	765282	

IMPORTS BY COMMODITIES AND COUNTRIES

Commodity and Country	MARCH 1961		JANUARY TO MARCH 1961		Class Number
	Quantity	Value (\$)	Quantity	Value (\$)	
<u>GROUP 8</u>					
<u>CHEMICALS AND ALLIED PRODUCTS</u>					
ACID BORACIC 25 LBS OR OVER 990 U STATES	LB 197250	11031	721350	43765	8001
	197250	11031	721350	43765	
ACID HYDROFLUOSILICIC 990 U STATES	LB 12000	790	51360	3641	8002
	12000	790	51360	3641	
ACID MURIATIC 990 U STATES	LB 145560	2015	351110	5338	8003
	145560	2015	351110	5338	
ACETYSALICYLIC ACID 1 U KINGDOM 54 FRANCE 990 U STATES	LB 63832 2205 79500	36598 867 40028	234856 12205 108550	132842 5153 54691	8004
	145537	77493	355611	192686	
ACID NITRIC 990 U STATES	LB 18800	2381	57569	6674	8005
	18800	2381	57569	6674	
ACID PHOSPHORIC 990 U STATES	LB 49174	6648	51978	8887	8006
	49174	6648	51978	8887	
ACID SULPHURIC 990 U STATES	LB 1830313	12210	4906460	38250	8008
	1830313	12210	4906460	38250	
ACID LACTIC 1 U KINGDOM 73 NETHRLNDS 990 U STATES	LB 9310 2100	2739 267	12060 2325 3162	3471 518 403	8009
	11410	3006	17547	4392	
ACID NICOTINIC 49 DENMARK 54 FRANCE 85 SWEDEN 86 SWITZRLND 990 U STATES	LB 2204	2670	2530 4404 2240 9900	3154 5367 2898 13941	8010
	2613	2007	11330	12394	
	4817	4677	30404	37754	
SALICYLIC ACID 54 FRANCE 990 U STATES	LB 400	176	560 2010	151 826	8011
	400	176	2570	977	
ACID ACETIC AND PYROLIGNEOUS 990 U STATES	GAL 468	559	498	827	8012
	468	559	498	827	
ACID CRESYLIC 1 U KINGDOM 990 U STATES	LB 9199 84812	954 9975	27721 171799	2654 20017	8015
	94011	10929	199520	22671	
XANTHATES FOR ORES 55 GERMANY W 990 U STATES	LB 16409 150300	3523 34289	37432 657210	7612 168337	8016
	166709	37812	694642	175949	
ACID OXALIC 55 GERMANY W 990 U STATES	LB 26124 75080	3357 7530	40479 112526	5117 11128	8017
	101204	10887	153005	16245	
ACID TANNIC 1 U KINGDOM 44 BELG LUX 54 FRANCE 86 SWITZRLND 990 U STATES	LB 450 550	246 600	450 550 5512	246 600 8636	8020
	2204	1230	2204	1230	
	1400	1245	6450	6596	
	4604	3321	15166	17308	
TARTARIC ACID CRYSTAL OR POWD 1 U KINGDOM 990 U STATES	LB 112000	41038	251400 1012	92968 429	8021
	112000	41038	252412	93397	
ACIDS N O P 1 U KINGDOM 49 DENMARK 54 FRANCE 55 GERMANY W 86 SWITZRLND 758 COLOMBIA 874 MEXICO 990 U STATES	LB 67010 15984	13474 3373	184748 45968 30267 237943 10747 30738	50403 9700 8985 38877 8097 3031 218	8022
	890395	151974	1872744	392843	
	973446	169123	2413162	512154	
ACID ARSEMIC 990 U STATES	LB 101805	3942	364169	14125	8023
	101805	3942	364169	14125	
ASCORBIC ACID 55 GERMANY W 990 U STATES		11734		23788 47289	8024
		11734		71077	
ACID FORMIC 55 GERMANY W 73 NETHRLNDS 990 U STATES	LB 69177	7081	72263 6160	7396 512	8025
	3440	757	4183	1170	
	72617	7838	82606	9078	
ACID CHROMIC 1 U KINGDOM	LB		10000	3111	8026

IMPORTS BY COMMODITIES AND COUNTRIES

Commodity and Country	MARCH 1961		JANUARY TO MARCH 1961		Class Number
	Quantity	Value (\$)	Quantity	Value (\$)	
55 GERMANY W	4 409	1 259	1 322 27	3 735	
990 U STATES	2 355 0	6 396	2 23 950	6 188 4	
ACID CARBOLIC OR PHENOL	2 795 9	7 655	2 47 177	6 873 0	
990 U STATES	LB		5 215 10	8 603 7	8027
AMYL ALCOHOL			5 215 10	8 603 7	
990 U STATES	GAL		1 890 6	2 934 9	8032
BUTYL ALCOHOL			1 890 6	2 934 9	
990 U STATES	LB		1 991 85	3 507 1	8034
METHYL ETHYL KETONE ETC	1 382 7	8 721	1 991 85	3 507 1	
990 U STATES	LB		5 744 69	7 030 6	8035
ETHYL AND METHYL ALCOHOL	2 748 04	3 279 4	5 744 69	7 030 6	
990 U STATES	GAL		1 458 93	5 348 2	8036
ISOPROPYL ALCOHOL	1 204 42	4 403 9	1 458 93	5 348 2	
990 U STATES	GAL		1 387	976	8038
CELLULOSE ACETATE PHOTO FILM	937	671	1 387	976	
990 U STATES			1 246 24	3 138 30	8046
CAFFEINE AND SALTS			1 246 24	3 138 30	
1 U KINGDOM	LB		3 360	6 998	8052
55 GERMANY W	3 360	6 998	3 360	6 998	
86 SWITZRLND	5 000	7 962	5 000	7 962	
990 U STATES	1 320 0	2 433 3	1 760 0	3 244 4	
COCAINE	2 156 0	3 929 3	2 616 2	4 768 8	
1 U KINGDOM	OZ		55	368	8053
CODEINE AND SALTS			55	368	
1 U KINGDOM	OZ		5 508	2 742 3	8054
55 GERMANY W	5 508	2 742 3	3 097 1	1 538 76	
73 NETHRLNDS	1 000	5 906	1 000	5 906	
OPIUM AND DERIVATIVES N O P	6 508	3 332 9	3 373 8	1 679 97	8056
1 U KINGDOM	OZ		106	644	
55 GERMANY W	106	624	106	624	
73 NETHRLNDS	388	4 107	764	6 147	
990 U STATES	176	740	296	1 624	
QUININE SALTS	776	6 115	3 862	1 926 2	8059
1 U KINGDOM	OZ		3 000	955	
73 NETHRLNDS	1 000	293	1 000	293	
990 U STATES	2 400	894	2 400	894	
PREPARATIONS WEED KILLING	6 400	2 142	6 400	2 142	8069
1 U KINGDOM			3 241 3	1 126 92	
49 DENMARK			2 111 1	2 111 1	
55 GERMANY W				1 640 8	
86 SWITZRLND				1 855 0	
990 U STATES			9 963 30	1 410 437	
NICOTINE AND SALT FOR SPRAYING			10 498 54	1 579 198	8070
1 U KINGDOM	LB		850	700	
990 U STATES	450	434	5 850	7 351	
CHLOROPICRIN INSECTICIDES	1 300	1 134	6 570	8 127	8071
990 U STATES			1 963 2	2 319 5	
SPRAYS IN PKGS NOT OVER 3 LBS			1 963 2	2 319 5	8072
1 U KINGDOM			6 010	2 182 3	
73 NETHRLNDS			100	1 259	
559 JAPAN				307	
990 U STATES			3 711 3	1 218 10	
DISINFECTANTS DIPS SPRAYS NOP			4 322 3	1 451 99	8073
1 U KINGDOM			6 222 0	1 324 50	
44 BELG LUX			6 848	6 848	
54 FRANCE			4 136	6 981	
55 GERMANY W			1 607	1 531 9	
73 NETHRLNDS			385	1 562 6	
86 SWITZRLND			34 757	3 665 2	
774 PERU			5 494	5 494	
990 U STATES			1 480 378	3 271 826	
MEDICINAL PREPARATIONS ORY			1 595 825	3 491 196	8074
1 U KINGDOM			7 087 5	2 425 38	
43 AUSTRIA				142	
44 BELG LUX			62	62	
49 DENMARK			3 890	10 708	
54 FRANCE			1 271 9	2 787 6	
55 GERMANY W			2 086 66	5 231 1	
64 IRELAND				159	
67 ITALY			731	1 769	
73 NETHRLNDS			1 854	5 371	
85 SWEDEN				60	
86 SWITZRLND			9 585 5	1 494 87	
355 ISRAEL				390	
516 HONG KONG			787	603 1	
559 JAPAN				473	
990 U STATES			4 720 85	1 418 948	
			6 797 24	1 916 325	

Commodity and Country	MARCH 1961		JANUARY TO MARCH 1961		Class Number
	Quantity	Value (\$)	Quantity	Value (\$)	
MEDICINAL PREPARATIONS LIQUID					8075
1 U KINGDOM		4246		8062	
54 FRANCE		2681		19156	
55 GERMANY W		283		2738	
64 IRELAND		71		71	
67 ITALY				80	
85 SWEDEN				218	
86 SWITZRLND		2103		3491	
516 HONG KONG		237		675	
990 U STATES		137772		443679	
		147393		478170	
MEDICINAL PREPARATIONS OTHER					8076
1 U KINGDOM		581		2311	
54 FRANCE				167	
516 HONG KONG				476	
559 JAPAN		167		167	
990 U STATES		39926		49424	
		40674		52545	
MENTHOL NATURAL OR SYNTHETIC					8078
1 U KINGDOM				15582	
55 GERMANY W				35672	
553 CHINA COM				13454	
578 TAIWAN				14059	
614 AUSTRALIA		9914		9914	
752 BRAZIL		23774		54344	
990 U STATES		6650		13659	
		40338		156684	
PAPAIN					8079
990 U STATES				7085	
				7085	
SPIRITS AND STRONG WATERS NOP					8081
GAL					
1 U KINGDOM	11	439	13	502	
55 GERMANY W	7	149	7	149	
516 HONG KONG	80	346	840	4419	
990 U STATES	787	13598	1067	17804	
	885	14532	1927	22874	
EXTRACT OF CASCARA SAGRADA					8082
990 U STATES		7920		9936	
		7920		9936	
PENICILLIN AND PRODUCTS					8083
1 U KINGDOM		1348		17150	
49 DENMARK		12050		35099	
54 FRANCE		711		764	
990 U STATES		50492		210257	
		64601		263270	
STREPTOMYCIN AND PRODUCTS					8084
1 U KINGDOM		2502		17395	
49 DENMARK				13981	
73 NETHRLNOS				373	
990 U STATES		20308		77223	
		22810		108972	
SULPHA DRUGS					8085
1 U KINGDOM		16217		28336	
49 DENMARK		12591		18430	
55 GERMANY W				137	
73 NETHRLNDS				4384	
86 SWITZRLND				93203	
990 U STATES		43182		114063	
		71990		258553	
ANTIBIOTICS N O P					8086
1 U KINGDOM		23908		104594	
44 BELG LUX		1011		1011	
49 DENMARK		630		14335	
54 FRANCE				1123	
55 GERMANY W		601		2214	
67 ITALY		2844		10983	
73 NETHRLNOS				584	
86 SWITZRLND		1830		1830	
246 CZECHO S		18096		24435	
990 U STATES		375048		1301282	
		423968		1462391	
ANILINE DYES 1 LB OR OVER					8091
LB					
1 U KINGDOM	76363	97360	311854	321664	
44 BELG LUX			1100	2070	
54 FRANCE	22685	27170	61304	57158	
55 GERMANY W	71283	103289	191754	273016	
67 ITALY			16194	9514	
73 NETHRLNDS	6594	9483	13236	18870	
86 SWITZRLND	73839	122848	178448	330664	
990 U STATES	448251	508839	1119222	1368083	
	699015	868989	1893112	2381039	
ANILINE AND COAL TAR DYES NOP					8092
LB					
990 U STATES			3	1828	
			3	1828	
ANILINE OIL SALTS ALIZARIN					8094
LB					
1 U KINGDOM	300	702	450	1146	
86 SWITZRLND			250	101	
990 U STATES			1008	201	
	300	702	1708	1448	
COAL TAR BASE OR SALT FOR DYES					8095
LB					
1 U KINGDOM	4675	5740	18238	14972	
54 FRANCE	414	942	414	942	
55 GERMANY W	7800	7910	22989	20482	
67 ITALY			500	588	
990 U STATES	51758	39858	117597	96276	
	64641	54450	159738	133260	

IMPORTS BY COMMODITIES AND COUNTRIES

Commodity and Country	MARCH 1961		JANUARY TO MARCH 1961		Class Number
	Quantity	Value (\$)	Quantity	Value (\$)	
CHEM COMP FOR DYEING TANNING 1 U KINGDOM 49 DENMARK 54 FRANCE 55 GERMANY W 86 SWITZRLND 990 U STATES	CWT 1682	43259	2145 3 4	54940 1335 70	8104
BASIC CHROMIC SULPHATE 1 U KINGDOM 55 GERMANY W 990 U STATES	CWT 71 4031	751 41442	55 71 10596	649 751 109984	8105
INDIGO INDIGO PASTE OR EXTRACT 990 U STATES	CWT 4102	42193	10722	111384	8106
LOGWOOD AND FUSTIC EXTRACT 990 U STATES	CWT 37	1556	74	3091	8109
QUEBRACHO EXTRACT 744 ARGENTINA 769 PARAGUAY 990 U STATES	CWT 3253 2314 500	16053 20217 5984	7448 4628 3798	38581 40638 29264	8111
TERRA JAPONICA GAMBIE CUTCH 1 U KINGDOM 524 MALAYA	CWT 75	773	845 112	7373 923	8113
TURMERIC 519 INDIA	CWT 67	934	193	2741	8114
NON EDIBLE SEEDS BEANS NUTS 1 U KINGDOM 758 COLOMBIA 990 U STATES	CWT 125 1 23	1413 324 1556	259 1 135	2410 324 3357	8115
CHESTNUT EXTRACT 54 FRANCE 67 ITALY 990 U STATES	CWT	3293	551 1100 1000	4325 7313 8651	8116
SPRUCE EXTRACT	CWT		2651	20289	8117
MYROBALAN EXTRACT	CWT				8118
WATTLE EXTRACT 427 UN SO AFR 990 U STATES	CWT 1120 998	6408 6449	1120 998	6408 6449	8119
EXTRACTS N O P DYEING TANNING 1 U KINGDOM 55 GERMANY W 990 U STATES	CWT 2 894	1424 22880	10 2 2953	398 1424 65229	8121
BINITROTOLUOL FOR EXPLOSIVES 990 U STATES	LB 80000	6748	324520	28407	8131
NITRATE COMPOUNDS N O P FOR EXPL 990 U STATES	LB 46400	5250	144400	16304	8132
BLASTING AND MINING POWDER 990 U STATES	LB 500	157	50500	8117	8133
DYNAMITE AND NITRO GLYCERINE 990 U STATES	LB 8400	5894	9000	6404	8134
FIREWORKS FIRECRACKERS 1 U KINGDOM 55 GERMANY W 516 HONG KONG 990 U STATES		14323 3863 25605 2413		20315 4590 75927 4756	8135
FUSE NON METALLIC 990 U STATES		547		1789	8136
GUN RIFLE SPORTING POWDER 990 U STATES	LB 43947	46997	110420	120578	8137
EXPLOSIVES N O P 990 U STATES	LB 111360	16913	232636	53892	8138
NITROGEN SOLUTION 990 U STATES	CWT 30470	93598	124732	377116	8149
NITROGEN FERTILIZER N O P 990 U STATES	CWT 1021	13090	2121	24719	8150
AMMONIUM SULPHATE 1 U KINGDOM 990 U STATES	CWT 225 7402	798 14838	576 15748	1844 29924	8151
BASIC SLAG	CWT 7627	15636	16324	31768	8152
POTASH MURIATE OF 54 FRANCE 55 GERMANY W	CWT 52997	68078	79452 95200	97228 118851	8155

IMPORTS BY COMMODITIES AND COUNTRIES

Commodity and Country	MARCH 1961		JANUARY TO MARCH 1961		Class Number
	Quantity	Value (\$)	Quantity	Value (\$)	
990 U STATES	254927	296344	583748	671150	8156
POTASH SULPHATE OF	307924	364422	758400	887229	
990 U STATES	27009	53613	90364	174462	8157
SODA NITRATE OR CUBIC NITRE	27009	53613	90364	174462	
55 GERMANY W			44	214	8161
755 CHILE	6800	15616	16420	37976	
990 U STATES	5115	13200	12420	32142	8162
TRIPLE SUPERPHOSPHATE	11915	28816	28884	70332	
990 U STATES	31843	83057	81316	211214	8163
SUPERPHOSPHATE N O P	31843	83057	81316	211214	
990 U STATES	230742	209655	592824	538544	8164
PHOSPHATE FERTILIZER N O P	230742	209655	592824	538544	
990 U STATES	7185	39662	11479	62607	8165
SULPHATE OF POTASH MAGNESIA	7185	39662	11479	62607	
990 U STATES	8571	6665	32673	23632	8166
FERTILIZER MIXED	8571	6665	32673	23632	
1 U KINGDOM			22	1372	8167
990 U STATES	23041	117690	35315	232877	
FERTILIZER MATERIALS N O P	23041	117690	35337	234249	8171
85 SWEDEN			133	14665	
559 JAPAN			2040	7509	8172
990 U STATES	23400	52936	56403	126334	
LITHARGE	23400	52936	58576	148508	8173
1 U KINGDOM	360	4850	400	5478	
990 U STATES	82	2000	1078	17622	8174
LEAD RED DRY ORANGE MINERAL	442	6850	1478	23100	
1 U KINGDOM	19950	2122	33950	3905	8175
990 U STATES	200	54	2550	717	
LEAD WHITE	20150	2176	36500	4622	8179
990 U STATES	200000	23808	250000	29778	
ANTIMONY OXIDE	200000	23808	250000	29778	8180
1 U KINGDOM			560	176	
990 U STATES	23300	4307	23700	4418	8181
LAMP BLACK	23300	4307	24260	4524	
990 U STATES	17350	3635	39093	8083	8182
TITANIUM OXIDE	17350	3635	39093	8083	
1 U KINGDOM	2390354	507682	5324338	1140616	8183
246 CZECHO S	49895	8701	64895	11276	
990 U STATES	3148492	315725	8099707	885829	8184
CARBON BLACK	5588741	832108	13488940	2037721	
990 U STATES	1509928	128897	4874186	408666	8185
BONE BLACK AND IVORY BLACK	1509928	128897	4874186	408666	
990 U STATES	6490	1171	49953	8953	8186
BLANC FIXE AND SATIN WHITE	6490	1171	49953	8953	
1 U KINGDOM			5839	72	8187
55 GERMANY W	5000	231	45000	1554	
990 U STATES	131066	5112	304704	13060	8188
BRONZE POWDER	136066	5343	355543	16686	
1 U KINGDOM	1112	1222	2627	2900	8189
55 GERMANY W	100	78	4200	2757	
990 U STATES	2503	2733	5038	5833	8190
LITHOPONE	3715	4033	11865	11490	
1 U KINGDOM			6720	421	8191
55 GERMANY W	22400	1328	22400	1328	
73 NETHRLNDS			40000	2114	8192
990 U STATES	65000	5439	114200	10506	
OXIDE OF COBALT	87400	6767	183320	14369	8193
990 U STATES	600	1170	800	1525	
OXIDE OF COPPER	600	1170	800	1525	8194
1 U KINGDOM	4200	1542	4200	1542	
990 U STATES	1405	591	2442	1007	8195
OXIDES FILLERS COLOURS DRY N O P	5605	2133	6642	2549	
1 U KINGDOM	76726	37317	186025	103165	8196
49 DENMARK	8198	6643	25522	24028	
54 FRANCE			231	1012	8197
55 GERMANY W	14324	13820	57029	19371	
73 NETHRLNDS	2240	726	3920	1273	8198
82 SPAIN			66172	1577	
86 SWITZRLND	110	217	2672	5848	8199
990 U STATES	655268	297716	1654656	725173	
PARIS GREEN DRY	757566	356439	1996227	881447	8200
990 U STATES			16000	4522	
			16000	4522	

IMPORTS BY COMMODITIES AND COUNTRIES

Commodity and Country	MARCH 1961		JANUARY TO MARCH 1961		Class Number
	Quantity	Value (\$)	Quantity	Value (\$)	
ULTRAMARINE BLUE ORY OR PULP 1 U KINGDOM 990 U STATES	LB 18620 18510 37130	4161 5294 9455	29860 32380 62240	6544 9089 15633	8192
ZINC WHITE OXIOE 1 U KINGDOM 85 SWEDEN 990 U STATES	LB 10000 69522 79522	807 8291 9098	73000 198078 546904	8334 23790 67894	8193
OXIDE OF TIN 1 U KINGDOM 990 U STATES	LB 1208 1208	1112 1112	2844 2462 5306	2644 3579 6223	8194
OCHRES SIENNAS AND UMBERS 1 U KINGDOM 990 U STATES	LB 14672 154235 168907	498 4030 4528	24052 232635 256687	851 10498 11349	8201
PUTTY 1 U KINGDOM 55 GERMANY W 990 U STATES	LB 4005 3340 32062 39407	600 358 11893 12851	4332 3613 98793 106738	737 475 29633 30845	8202
ARTISTS AND CHILDRENS COLOURS 1 U KINGDOM 44 BELG LUX 54 FRANCE 55 GERMANY W 73 NETHRLNDS 85 SWEDEN 559 JAPAN 990 U STATES		37012 159 4609 2304 193 133 46624 91034		108391 106 215 11167 3252 193 1063 148200 272587	8211
LIQUID FILLERS AND PAINTS NOP 1 U KINGDOM 49 DENMARK 55 GERMANY W 85 SWEDEN 86 SWITZRLND 559 JAPAN 622 NEW ZEAL 990 U STATES	GAL 951 197 110 110 110 52290 53548	4089 1347 152 152 12 247183 252771	1676 183 1149 141 110 138875 142194	7478 356 4428 515 152 683804 697132	8213
SPIRIT VARNISHES AND LACQUERS 1 U KINGDOM 54 FRANCE 55 GERMANY W 85 SWEOEN 86 SWITZRLNO 990 U STATES	GAL 17 89 19 10899 11024	332 617 143 64194 65286	363 110 1060 78 16 28531 30158	2669 357 6666 610 125 182180 192607	8214
STAINS AND OXIOES 1 U KINGDOM 54 FRANCE 55 GERMANY W 990 U STATES	LB 51214 1 30715 81930	11886 98 32603 44587	123359 892 68507 193239	29839 484 80674 116749	8215
VARNISHES LACQUERS JAPANS NOP 1 U KINGDOM 55 GERMANY W 73 NETHRLNDS 85 SWEDEN 990 U STATES	GAL 418 47 30 26160 26655	3372 224 234 104171 108001	1844 133 30 75210 77690	8811 440 234 279965 291210	8216
ALCOHOLIC PERFUMES UNDER 4 OZ 1 U KINGDOM 54 FRANCE 55 GERMANY W 67 ITALY 73 NETHRLNDS 82 SPAIN 85 SWEDEN 990 U STATES		1567 11415 3795 1083 84 16735 34679		4728 34655 6101 1245 942 615 84 38734 87104	8221
ALCOHOLIC PERFUMES OVER 4 OZ 1 U KINGDOM 54 FRANCE 55 GERMANY W 990 U STATES	GAL 6 10 274 290	759 444 2712 3915	6 68 53 532	759 3872 617 11357	8222
PERFUMERY TOILET PREPARATIONS 1 U KINGDOM 49 DENMARK 54 FRANCE 55 GERMANY W 67 ITALY 73 NETHRLNDS 85 SWEOEN 86 SWITZRLND 990 U STATES		9635 921 20937 3518 372 2689 99 135638 173809		21202 921 38314 16572 3404 3768 184 2214 359142 445721	8224
COMMON OR LAUNDRY SOAP 73 NETHRLNDS 990 U STATES	LB 62050 62050	9759 9759	1200 130900 132100	123 20647 20770	8232
LIQUID SOAP 1 U KINGDOM	LB 600		600	68	8234

IMPORTS BY COMMODITIES AND COUNTRIES

Commodity and Country	MARCH 1961		JANUARY TO MARCH 1961		Class Number
	Quantity	Value (\$)	Quantity	Value (\$)	
73 NETHRLNDS			172	189	
990 U STATES	93287	24164	355645	92345	
SOAP POWDERS AND FLAKES	93287	24164	356417	92602	8235
1 U KINGDOM	LB		6960	617	
73 NETHRLNDS	1200	123	1200	123	
990 U STATES	777626	115579	1342647	202467	
TOILET SOAP	778826	115702	1350807	203207	8236
1 U KINGDOM		9707		16077	
49 DENMARK		108		108	
54 FRANCE		2431		4247	
55 GERMANY W		314		1778	
67 ITALY				329	
73 NETHRLNDS		120		1204	
85 SWEDEN				79	
86 SWITZRLND		56		56	
990 U STATES		14903		37255	
SOAP N O P		27639		61133	8238
1 U KINGDOM		211		281	
54 FRANCE				565	
55 GERMANY W		87		87	
990 U STATES		10424		29998	
ALUM IN BULK NOT CALCINED		10722		30931	8251
1 U KINGDOM	CWT	440	540	1940	
990 U STATES		253	665	3305	
CHLORIDE OF ALUMINUM		693	1205	5245	8252
990 U STATES	CWT	79	780	6593	
SULPHATE OF IRON COPPERAS		79	780	6593	8253
559 JAPAN	CWT	2200	4860	2769	
990 U STATES		1285	4803	8808	
SULPHATE OF ALUMINA ALUM CAKE		3485	9663	11577	8254
1 U KINGDOM	CWT	100	100	175	
990 U STATES		4832	12783	26389	
AMMONIA NITRATE		4932	12883	26564	8261
990 U STATES	LB	6000	21265	2428	
SAL AMMONIAC		6000	21265	2428	8262
990 U STATES	LB	5190	6020	676	
SAL AMMONIAC SKIMMINGS		5190	6020	676	8263
990 U STATES	LB	1543	52692	6110	
AMMONIA COMPOUNDS N O P		1543	52692	6110	8264
1 U KINGDOM	LB	9131	50126	11889	
55 GERMANY W			71523	4257	
990 U STATES		462181	1412501	225904	
AMMONIA ANHYDROUS		471312	1534150	242050	8265
990 U STATES	LB	1437420	2990670	111715	
ANTIMONY SALTS TARTAR EMETIC		1437420	2990670	111715	8271
990 U STATES	LB	5227	10068	5327	
COPPER SULPHATE		5227	10068	5327	8275
990 U STATES	LB	42562	131300	15928	
TIN BICHLORIDE TIN CRYSTALS		42562	131300	15928	8277
1 U KINGDOM	LB	100	100	71	
990 U STATES		900	2154	2357	
ZINC CHLORIDE		1000	2254	2428	8278
1 U KINGDOM	LB	4480	8960	899	
55 GERMANY W			2200	238	
990 U STATES		22054	26033	3235	
ZINC SULPHATE		26534	37193	4372	8279
1 U KINGDOM	LB	2800	2800	95	
44 BELG LUX			30000	1318	
990 U STATES			1500	409	
BISMUTH SALTS		2800	34300	1822	8291
1 U KINGDOM	LB			1895	
990 U STATES		1000	1000	4526	
LEAD ACETATE NOT GROUND		1000	2895	8973	8292
1 U KINGDOM	LB	9600	9600	1405	
990 U STATES		2068	2583	589	
LEAD ARSENAE		11668	12183	1994	8293
1 U KINGDOM	LB				
990 U STATES		5000	45000	5118	8294
BROMINE		5200	10400	2295	
990 U STATES		10200	55400	7413	
CHLORINE LIQUID CHLORINE GAS	LB				8301
990 U STATES		7342	26395	9535	
		7342	26395	9535	
	LB				8303
		4250000	12797250	361928	
		4250000	12797250	361928	

IMPORTS BY COMMODITIES AND COUNTRIES

Commodity and Country	MARCH 1961		JANUARY TO MARCH 1961		Class Number
	Quantity	Value (\$)	Quantity	Value (\$)	
IODINE CRUDE					
559 JAPAN	LB 13228	13952	13228	13952	8304
755 CHILE	4011	4347	23269	25431	
990 U STATES	4200	4241	6696	6680	
	21439	22540	43193	46063	
IODIZED SALTS FOR ANIMALS					
990 U STATES		667		2415	8305
		667		2415	
CALCIUM ARSENATE					
44 BELG LUX	LB 99207	4922	99207	4922	8311
990 U STATES	25900	3529	25900	3529	
	125107	8451	125107	8451	
CALCIUM CHLORIDE					
1 U KINGDOM	CWT 396	338	396	338	8315
990 U STATES	10370	19031	33300	60675	
	10766	19369	33696	61013	
CHLORIDE OF LIME					
1 U KINGDOM	CWT 26	219	46	301	8316
559 JAPAN	51	872	106	1749	
990 U STATES	1277	28393	2825	52294	
	1354	29484	2977	54344	
CALCIUM MOLYBDATE					
990 U STATES	LB 3720	12861	8434	23856	8318
	3720	12861	8434	23856	
CALCIUM COMPSD NOP EXC CITRATE					
1 U KINGDOM	LB 46240	3167	55086	4103	8319
49 DENMARK			600	312	
55 GERMANY W			5022	1145	
73 NETHRLNDS			2811	1106	
86 SWITZRLND	4730	9714	5391	15418	
990 U STATES	1171521	84484	2392706	207199	
	1222491	97365	2461616	229283	
CREAM OF TARTAR IN CRYSTALS					
1 U KINGDOM	LB 22400	6477	23400	6764	8322
67 ITALY	11023	2662	11023	2662	
990 U STATES	235	378	235	378	
	33658	9517	34658	9804	
POTASH AND PEARL ASH					
990 U STATES	LB 76565	6261	160600	14883	8323
	76565	6261	160600	14883	
POTASH BICHROMATE					
1 U KINGDOM	LB		5000	884	8326
990 U STATES	13075	2307	18675	3255	
	13075	2307	23675	4139	
POTASH CAUSTIC					
44 BELG LUX	LB 80000	5502	80000	5502	8327
54 FRANCE			52787	3876	
55 GERMANY W	18056	1680	74031	6870	
85 SWEDEN	3600	791	3600	791	
990 U STATES	94940	9435	492069	41098	
	196596	17408	702487	58137	
POTASH CHLORATE GROUND					
990 U STATES	LB 2000	376	6000	1121	8329
	2000	376	6000	1121	
POTASH RED OR YELLOW PRUSSIAE					
55 GERMANY W	LB		2200	398	8330
990 U STATES	1320	555	2256	1242	
	1320	555	4456	1640	
POTASH NITRATE OR SALTPETRE					
55 GERMANY W	LB		71940	5461	8331
			71940	5461	
POTASH COMPOUNDS N O P					
1 U KINGDOM	LB 2325	786	228203	8378	8332
54 FRANCE			1000	1123	
55 GERMANY W	4850	1020	5070	1296	
73 NETHRLNDS			3307	346	
990 U STATES	781412	68953	2790157	225300	
	788587	70759	3027737	236443	
CLEANING COMPOUNDS SODIUM BASE					
1 U KINGDOM	LB 1398	178	1398	178	8337
990 U STATES	2298881	335437	6308757	937097	
	2300279	335615	6310155	937275	
SODA BENZOATE					
990 U STATES	LB 12000	950	12000	950	8338
	12000	950	12000	950	
SODA BROMIDE					
1 U KINGDOM	LB 4180	1298	4180	1298	8339
990 U STATES			3700	1396	
	4180	1298	7880	2694	
SODA CITRATE					
	LB				8340
BORAX					
990 U STATES	LB 2269075	74641	4521635	146579	8342
	2269075	74641	4521635	146579	
GLAUBER SALTS					
990 U STATES	LB 1680	301	14555	1021	8343
	1680	301	14555	1021	
SODA ARSENIATE BINARSENIATE					
990 U STATES	LB 2600	1657	12343	7642	8344
	2600	1657	12343	7642	
SODA ASH OR BARILLA					
1 U KINGDOM	LB 260900	4316	745700	12342	8345
990 U STATES	2116000	34941	5651980	97179	
	2376900	39257	6397680	109521	
SODA BICARBONATE					
1 U KINGDOM	LB 702000	13927	1202000	23764	8346

IMPORTS BY COMMODITIES AND COUNTRIES

Commodity and Country		MARCH 1961		JANUARY TO MARCH 1961		Class Number
		Quantity	Value (\$)	Quantity	Value (\$)	
SODA BICROMATE	990 U STATES	1284320	33252	3381380	89117	8347
		1986320	47179	4583380	112881	
SODA BISULPHATE OR NITRE CAKE	1 U KINGDOM	73000	10060	329824	42442	8348
	990 U STATES	794253	84128	1652973	175862	
SODA BISULPHITE		867253	94188	1982797	218304	8349
	990 U STATES	731520	14693	1243155	25775	
SODA CAUSTIC N O P		731520	14693	1243155	25775	8350
	1 U KINGDOM	86000	4476	235600	12451	
SODA CAUSTIC IN SOLUTION	55 GERMANY W			40000	1800	8352
	990 U STATES	7800	536	42800	2311	
SODA CHLORATE		93800	5012	318400	16562	8353
	1 U KINGDOM	5600	96	39200	1658	
SODIUM CYANIDE	85 SWEDEN	3600	611	3600	611	8354
	990 U STATES	703114	43797	1554079	91771	
SODIUM GLUTAMATE		712314	44504	1596879	94040	8355
	990 U STATES	9125996	118776	32414151	422239	
SODIUM NITRITE		9125996	118776	32414151	422239	8356
	1 U KINGDOM	173400	22503	804937	104273	
SODIUM PEROXIDE	55 GERMANY W	97000	12897	152000	20231	8357
	990 U STATES	34200	5987	93116	16312	
SODIUM PHOSPHATE N O P		304600	41387	1050053	140816	8358
	54 FRANCE	17635	13478	70439	52914	
SODIUM SULPHATE CRUDE SALT CAKE	55 GERMANY W			11023	8307	8359
	67 ITALY	1984	1777	15211	13398	
SODIUM THIOSULPHATE	73 NETHRLNDS	30000	23283	65000	50296	8360
	559 JAPAN			1103	1161	
SODIUM THIOSULPHATE	990 U STATES	9433	11608	59567	66508	8361
		59052	50146	222343	192584	
SODIUM THIOSULPHATE	1 U KINGDOM	11200	437	29100	1164	8362
	990 U STATES	65500	4121	117064	7089	
SODIUM THIOSULPHATE		76700	4558	146164	8253	8363
	1 U KINGDOM			79744	3232	
SODIUM THIOSULPHATE	55 GERMANY W			48409	1613	8364
	990 U STATES	4900	612	29435	2881	
SODIUM THIOSULPHATE		4900	612	157588	7726	8365
	1 U KINGDOM	28500	3947	76500	10857	
SODIUM THIOSULPHATE	990 U STATES	21732	4608	26132	6160	8366
		50232	8555	102632	17017	
SODIUM THIOSULPHATE	1 U KINGDOM			1120	442	8367
	990 U STATES	594463	77440	1847183	239759	
SODIUM THIOSULPHATE		594463	77440	1848303	240201	8368
	990 U STATES	2000	269	38000	5212	
SODIUM THIOSULPHATE		2000	269	38000	5212	8369
	1 U KINGDOM			10000	141	
SODIUM THIOSULPHATE				10000	141	8370
	1 U KINGDOM	20500	645	45324	1353	
SODIUM THIOSULPHATE	85 SWEDEN			20900	841	8371
	990 U STATES	850165	43619	2312233	113685	
SODIUM THIOSULPHATE		870665	44264	2378457	115879	8372
	1 U KINGDOM	33069	461	33069	461	
SODIUM THIOSULPHATE	990 U STATES	9021200	68322	20487580	156995	8373
		2054269	68783	20520649	157456	
SODIUM THIOSULPHATE	1 U KINGDOM	40320	1803	52080	2414	8374
	990 U STATES	240912	13693	881781	49411	
SODIUM THIOSULPHATE		281232	15496	933861	51825	8375
	55 GERMANY W			11000	403	
SODIUM THIOSULPHATE	990 U STATES	901105	21571	2870379	68608	8376
		901105	21571	2881379	69011	
SODIUM THIOSULPHATE	1 U KINGDOM	145640	19580	710724	93656	8377
	49 DENMARK	12000	490	12000	490	
SODIUM THIOSULPHATE	54 FRANCE			75	194	8378
	55 GERMANY W	66807	23962	204051	52045	
SODIUM THIOSULPHATE	67 ITALY			3572	2034	8379
	73 NETHRLNDS	17090	7476	66442	11897	
SODIUM THIOSULPHATE	85 SWEDEN	20148	6142	33916	9383	8380
	86 SWITZRLND	220	502	220	502	
SODIUM THIOSULPHATE	559 JAPAN			1000	659	8381
	990 U STATES	1803245	174351	5484763	501269	
SODIUM THIOSULPHATE		2065150	232503	6516763	672129	8382
	1 U KINGDOM	171800	12175	486608	34179	
SODIUM THIOSULPHATE	990 U STATES	171800	12175	486608	34179	8383
	1 U KINGDOM	4480	499	8960	994	
SODIUM THIOSULPHATE	55 GERMANY W			6600	700	8384
	559 JAPAN			11023	1177	

IMPORTS BY COMMODITIES AND COUNTRIES

Commodity and Country	MARCH 1961		JANUARY TO MARCH 1961		Class Number
	Quantity	Value (\$)	Quantity	Value (\$)	
990 U STATES	11635	2395	14680	2977	
SODA ANTIMONATE	LB	2894	41263	5848	8370
990 U STATES			40000	10241	
ACIO PHOSPHATE NOT MEDICINAL	LB		40000	10241	8371
990 U STATES	175115	16416	583665	55691	
HYOROGEN PEROXIDES IN SOLUTION	LB	16416	583665	55691	8373
43 AUSTRIA	18445	1980	18445	1980	
990 U STATES	3007	1568	7120	4996	
MAGNESIUM CARBONATE	LB	3548	25565	6976	8374
1 U KINGDOM	24240	2274	24240	2274	
990 U STATES	43424	4218	110574	10464	
MAGNESIUM SALTS COMPOUNDS NOP	LB	6492	134814	12738	8375
1 U KINGDOM			1000	465	
55 GERMANY W	44000	509	66156	1180	
990 U STATES	322424	25437	700760	61286	
MAGNESIUM SULPHATE EPSOM SALTS	LB	25946	767916	62931	8376
1 U KINGDOM	11200	312	22400	622	
55 GERMANY W	244000	2000	277000	2325	
990 U STATES	76000	1644	383000	7032	
MERCURY SALTS		3956	682400	9979	8377
55 GERMANY W				581	
PHOSPHORUS AND COMPOUNDS N O P	LB			581	8378
990 U STATES	39562	5253	133010	19551	
RADIUM AND COMPOUNDS		5253	133010	19551	8379
1 U KINGDOM		11153		13662	
848 CUBA				10000	
990 U STATES		5189		42877	
MOLYBOENUM OXIDE	LB	16342		66539	8380
990 U STATES	42940	32525	64235	48506	
ETHYL CHLORIDE	LB	32525	64235	48506	8388
990 U STATES	82323	9051	308595	27219	
ACETONE		9051	308595	27219	8389
990 U STATES		5304		8354	
AMYL ACETATE		5304		8354	8391
990 U STATES		514		933	
BLACKING SHOE LEATHER DRESSING		514		933	8392
1 U KINGDOM		3599		34472	
54 FRANCE				98	
55 GERMANY W		81		1848	
73 NETHRLNDS		2707		8014	
86 SWITZRLND		118		118	
990 U STATES		113536		275191	
BLUEING LAUNDRY		120041		319741	8393
1 U KINGDOM		5387		11203	
990 U STATES		4869		6792	
CAMPHOR NATURAL OR SYNTHETIC	LB	10256		17995	8394
55 GERMANY W			2000	932	
990 U STATES	400	230	7640	3840	
CARBON BISULPHIDE N O P	LB	230	9640	4772	8395
990 U STATES	109500	5759	536800	27895	
CARBON TETRACHLORIDE	LB	5759	536800	27895	8396
55 GERMANY W	22000	1774	22000	1774	
990 U STATES	3900	871	4155	947	
CHLOROFORM	LB	2645	26155	2721	8397
1 U KINGDOM			731	198	
990 U STATES	6280	1615	32819	6019	
CYANIDE OF POTASSIUM	LB	1615	33550	6217	8398
990 U STATES	14609	5487	33290	13180	
ETHYLENE GLYCOL FOR ANTIFREEZE	LB	5487	33290	13180	8399
990 U STATES			93291	9957	
ETHYLENE GLYCOL N O P	LB		93291	9957	8400
990 U STATES			32100	4921	
FORMALDEHYDE	LB		32100	4921	8401
990 U STATES	1049545	42757	3251774	130260	
GLYCERINE CRUDE	LB	42757	3251774	130260	8402
824 JAMAICA	45571	5803	111355	15062	
990 U STATES	592920	93475	1527590	246979	
GLYCERINE FOR EXPLOSIVES	LB	99278	1638945	262041	8403
990 U STATES	81840	21876	164240	44013	
	81840	21876	164240	44013	

IMPORTS BY COMMODITIES AND COUNTRIES

Commodity and Country		MARCH 1961		JANUARY TO MARCH 1961		Class Number
		Quantity	Value (\$)	Quantity	Value (\$)	
GLYCERINE N O P	990 U STATES	LB 62000	16063	120560	31794	8404
		62000	16063	120560	31794	
INK PRINTING	1 U KINGDOM	LB 44480	19920	130920	59836	8405
	43 AUSTRIA	2278	822	3800	1405	
	44 BELG LUX			100	112	
	49 DENMARK			4629	2785	
	55 GERMANY W	7062	7544	41284	34550	
	73 NETHRLNDS	200	179	200	179	
	559 JAPAN			5774	2531	
	990 U STATES	140521	100444	459204	276164	
		194541	128909	645911	377562	
INK ROTOGRAVURE	990 U STATES	LB 182917	51024	340817	109674	8406
		182917	51024	340817	109674	
INK WRITING	55 GERMANY W				389	8407
	67 ITALY				5378	
	559 JAPAN		485		1354	
	990 U STATES		9236		19362	
			9721		26483	
NAPHTHALENE SOLID	55 GERMANY W	LB 220110	32306	220110	32306	8408
	73 NETHRLNDS	451220	66304	451220	66304	
	990 U STATES			23000	5378	
		671330	98610	694330	103988	
CHEMICALS FOR SYNTHETIC RESINS	54 FRANCE	LB		13440	3536	8410
	55 GERMANY W			17400	7176	
	990 U STATES	325624	105136	1226719	560526	
		325624	105136	1257559	571238	
SULPHURIC ETHER	990 U STATES	LB 62538	9045	179579	32915	8411
		62538	9045	179579	32915	
THEOBROMINE DIMETHYL SULPHATE		LB				8412
POLISH KNIFE OR OTHER N O P	1 U KINGDOM		503		3014	8413
	55 GERMANY W				1275	
	990 U STATES		63980		162539	
			64483		166828	
VANILLIN	1 U KINGDOM	LB 144	395	644	2373	8414
		144	395	644	2373	
ALL OTHER DRUGS CHEMICALS NOP	1 U KINGDOM		398872		1088472	8415
	43 AUSTRIA		5254		5420	
	44 BELG LUX		6190		13256	
	49 DENMARK		924		11928	
	54 FRANCE		30463		103535	
	55 GERMANY W		167428		377609	
	67 ITALY		29622		51157	
	73 NETHRLNDS		24111		55501	
	76 NORWAY				10371	
	85 SWEDEN		2993		11114	
	86 SWITZRLND		218341		463188	
	246 CZECHO S		1600		1720	
	355 ISRAEL		9903		9903	
	516 HONG KONG		690		4547	
	519 INDIA				1350	
	559 JAPAN		2191		19898	
	614 AUSTRALIA		753		919	
	815 BERMUDA		3284		7482	
	874 MEXICO		10344		22002	
	883 PANAMA				9532	
	990 U STATES		10444556		20413420	
			11357519		22682324	
PHTHALIC ANHYDRIDE	49 DENMARK	LB		77000	22466	8416
	54 FRANCE	242550	56586	441000	107330	
	55 GERMANY W	60482	11564	207440	40002	
	559 JAPAN			22046	5828	
	990 U STATES	122671	23626	254391	48814	
		425703	91776	1001877	224440	
LIGNOSULPHONATES	990 U STATES	LB 1285877	24286	3320911	79305	8417
		1285877	24286	3320911	79305	
MATERIALS NOP FOR PLASTICS	1 U KINGDOM		5352		5352	8422
	55 GERMANY W		23004		41879	
	67 ITALY		24263		24263	
	86 SWITZRLND				3262	
	990 U STATES		1562724		4358785	
			1615343		4433541	
CASINGS SYNTHETIC FOR MEATS	55 GERMANY W	LB 1537	3201	2922	5207	8423
	990 U STATES	32004	45466	96102	129125	
		33541	48667	99024	134332	
TUNGSTEN CARBIDE IN TUBES	1 U KINGDOM				676	8425
	990 U STATES		17910		39025	
			17910		39701	
BUTADIENE	990 U STATES		220493		822826	8428
			220493		822826	

IMPORTS BY COMMODITIES AND COUNTRIES

Commodity and Country	MARCH 1961		JANUARY TO MARCH 1961		Class Number
	Quantity	Value (\$)	Quantity	Value (\$)	
ETHYL BENZENE	GAL				8429
GASOLINE ANTI OXIDANTS	LB				8430
1 U KINGDOM			8020	11278	
990 U STATES	20105	21333	100510	94896	
	20105	21333	108530	106174	
SYNTHETIC RESIN GLUE	LB				8431
1 U KINGDOM	2453	2087	4218	2782	
55 GERMANY W			5885	3290	
559 JAPAN			1995	461	
990 U STATES	215091	85639	620940	227100	
	217544	87726	633038	233633	
RIBOFLAVIN					8432
55 GERMANY W		2538		4547	
86 SWITZRLND		3307		3307	
990 U STATES		19105		65431	
		24950		73285	
YEAST DEAD OR INACTIVE	LB				8433
990 U STATES	62565	25581	130664	48943	
	62565	25581	130664	48943	
CATALYSTS PETROLEUM REFINING					8434
990 U STATES		169440		911448	
		169440		911448	
FATTY ALCOHOLS					8435
55 GERMANY W		413		6302	
990 U STATES		83393		286142	
		83806		292444	
FLUORESCENT COATING DR POWDER	LB				8437
990 U STATES	13965	55055	70708	225017	
	13965	55055	70708	225017	
CELLULOSE ESTERS NO ADMIXTURE					8500
990 U STATES		244797		659152	
		244797		659152	
CELLULOSE COMPS MOULDING ETC					8530
1 U KINGDOM		471		1152	
990 U STATES		126874		342822	
		127345		343974	
CELLULOSE PLASTICS FOAMD EXPND					8550
990 U STATES		16109		19731	
		16109		19731	
CELLULOSE COMPOUNDS N O P					8570
990 U STATES		7781		15209	
		7781		15209	
CELLULOSE PLASTIC PRIM SHAPES					8600
1 U KINGDDM		2091		28856	
49 DENMARK		524		524	
55 GERMANY W		213		844	
67 ITALY		1059		1059	
990 U STATES		264090		622174	
		267977		653457	
CELLUL PLAST SHAPES REINFORCED					8630
55 GERMANY W				820	
85 SWEDEN				3476	
559 JAPAN				3080	
990 U STATES		11605		94704	
		11605		102080	
LAMINATD MOULDED CELL PLASTICS					8650
1 U KINGDOM		8950		9406	
85 SWEDEN				1345	
990 U STATES		34477		65377	
		43427		76128	
CELL NITRATE ENGRAVING SHEETS					8670
1 U KINGDOM		557		788	
55 GERMANY W		1511		1511	
73 NETHRLNDS		11247		39450	
990 U STATES		12038		17894	
		25353		59643	
MFRS OF CELLULOSE PLASTICS NDP					8700
1 U KINGDOM		5562		17351	
49 DENMARK				112	
54 FRANCE		60		1951	
55 GERMANY W		2030		5161	
67 ITALY		1330		4924	
73 NETHRLNDS				172	
85 SWEDEN		520		679	
86 SWITZRLND		55		55	
516 HONG KONG		2103		4185	
559 JAPAN		66		2720	
874 MEXICO		352		352	
990 U STATES		161228		396872	
		173306		434534	
MFRS OF REGEN CELLULOSE NOP					8720
1 U KINGDOM		14468		72294	
54 FRANCE				264	
55 GERMANY W		2125		2916	
67 ITALY				360	
85 SWEDEN		3296		3296	
86 SWITZRLND		2135		7328	
559 JAPAN				99	
990 U STATES		101154		324083	
		123178		410640	
SYNTHETIC RESINS NO ADMIXTURE					8750
1 U KINGDOM		13916		31425	
55 GERMANY W		16075		97457	
67 ITALY				12952	
76 NORWAY				2118	

IMPORTS BY COMMODITIES AND COUNTRIES

Commodity and Country	MARCH 1961		JANUARY TO MARCH 1961		Class Number
	Quantity	Value (\$)	Quantity	Value (\$)	
85 SWEDEN				6328	
86 SWITZRLND		3604		5940	
559 JAPAN		37732		127730	
990 U STATES		1757811		5134067	
		1829138		5418017	
SYNTHETIC RESINS IN SOLUTIONS					8770
1 U KINGDOM		648		648	
55 GERMANY W		2355		15038	
86 SWITZRLND		203		265	
990 U STATES		504129		1549492	
		507335		1565443	
SYNTH RESIN COMPS MOULDNG ETC					8800
1 U KINGDOM		12015		41053	
55 GERMANY W		1170		5613	
85 SWEDEN				3176	
86 SWITZRLND				204	
990 U STATES		399327		1297764	
		412512		1347810	
SYNTH RESINS FOAMED EXPANDED					8830
1 U KINGDOM		83		83	
55 GERMANY W		6515		17873	
990 U STATES		101129		247851	
		107727		265807	
SYNTH RESIN COMPOSITIONS NOP					8850
1 U KINGDOM		191		191	
55 GERMANY W		176		684	
990 U STATES		288279		655187	
		288646		656062	
SYNT OR PROT PLAST PRIM SHAPES					8870
1 U KINGDOM		78499		209490	
54 FRANCE		1608		4238	
55 GERMANY W		45815		168639	
67 ITALY		699		699	
73 NETHRLNDS		556		646	
86 SWITZRLND		1965		2230	
559 JAPAN		6244		27686	
990 U STATES		1165203		3769306	
		1300589		3182934	
SYNTH RESIN SHAPES REINFORCED					8900
1 U KINGDOM		16415		18725	
44 BELG LUX		1396		1396	
559 JAPAN		450		450	
990 U STATES		305230		851802	
		323491		872373	
LAMIN PLASTICS SYN RES BONDED					8930
1 U KINGDOM		21567		47216	
49 DENMARK				252	
55 GERMANY W				117	
85 SWEDEN		435		435	
990 U STATES		68556		180118	
		90558		228138	
MFRS OF SYNT RES OR PROT PLAST					8950
1 U KINGDOM		62118		175346	
43 AUSTRIA		1301		3247	
44 BELG LUX		1313		1535	
49 DENMARK		3492		9096	
54 FRANCE		9796		21451	
55 GERMANY W		19666		75317	
64 IRELAND				276	
67 ITALY		16000		51410	
73 NETHRLNDS		5654		10842	
82 SPAIN		322		322	
85 SWEDEN		585		2600	
86 SWITZRLND		1749		2645	
246 CZECHO S				592	
258 GERMANY E				62	
355 ISRAEL		13936		18877	
516 HONG KONG		46047		142702	
519 INDIA				149	
559 JAPAN		32125		63828	
614 AUSTRALIA		60		60	
886 P RICO				3389	
990 U STATES		2155874		5904224	
		2370038		6487970	

IMPORTS BY COMMODITIES AND COUNTRIES

Commodity and Country	MARCH 1961		JANUARY TO MARCH 1961		Class Number
	Quantity	Value (\$)	Quantity	Value (\$)	
GROUP 9					
MISCELLANEOUS COMMODITIES					
GLOVES PROT HEADGR ATHLETIC NOP					
1 U KINGDOM		6 652		17 585	9 000
43 AUSTRIA				780	
54 FRANCE				592	
55 GERMANY W		118		510	
67 ITALY				132	
86 SWITZRLND				614	
527 PAKISTAN				492	
559 JAPAN		4 6165		17 224	
824 JAMAICA				4754	
990 U STATES		14 030		31 981	
		6 6965		229 664	
BAGATELLE OR OTHER GAME BOARDS					
1 U KINGDOM		4 411		15 945	9 001
54 FRANCE		198		332	
55 GERMANY W		91		380	
67 ITALY				1266	
85 SWEDEN		225		333	
516 HONG KONG		408		1213	
559 JAPAN		2 539		3723	
990 U STATES		5 2623		14 8479	
		60 494		171 671	
BALLS CUES CUE RACKS CUE TIPS					
1 U KINGDOM		3 877		6 113	9 002
44 BELG LUX				1307	
54 FRANCE		392		2216	
67 ITALY				2678	
990 U STATES		605		4743	
		4 874		17 057	
BALLS TENNIS					
1 U KINGDOM	002				9 004
990 U STATES	12 375	29 840	24 509	58 968	
			50	182	
	12 375	29 840	24 559	59 150	
BALLS ALL KINOS NOP FOR SPORTS					
1 U KINGDOM		11 764		19 082	9 005
44 BELG LUX		1 443		1 443	
54 FRANCE				484	
55 GERMANY W		922		1 780	
67 ITALY		375		375	
73 NETHRLNDS		1 878		1 878	
516 HONG KONG		426		522	
519 INDIA				256	
527 PAKISTAN		525		1 139	
559 JAPAN		3 780		13 910	
614 AUSTRALIA		1 375		1 550	
990 U STATES		5 5825		9 7933	
		78 313		140 352	
FILMS X RAY					
1 U KINGDOM		44 217		58 1397	9 006
44 BELG LUX		19 461		87 317	
990 U STATES		233 921		652 080	
		297 599		1 320 794	
GUN COVERS GAME BAGS					
1 U KINGDOM		102		102	9 007
54 FRANCE		912		912	
559 JAPAN		104		104	
990 U STATES		1 005		9028	
		2 123		10 146	
CRICKET BATS BALLS GLOVES					
1 U KINGDOM		5 448		5 548	9 008
		5 448		5 548	
DOLLS					
1 U KINGDOM		4 178		6 296	9 009
54 FRANCE		119		119	
55 GERMANY W		119		889	
67 ITALY		4 241		8 299	
73 NETHRLNDS				64	
82 SPAIN		138		229	
277 POLAND		55		1 511	
516 HONG KONG		6 519		15 742	
553 CHINA COM				895	
559 JAPAN		12 938		43 157	
990 U STATES		4 928		11 490	
		33 235		88 691	
FILMS PHOTOGRAPHERS					
1 U KINGDOM		25 432		180 997	9 010
44 BELG LUX		24 423		363 64	
54 FRANCE		7 053		8004	
55 GERMANY W		5 120		18 084	
67 ITALY		18 602		35 432	
559 JAPAN		104		302	
614 AUSTRALIA				1 255	
990 U STATES		4 50314		120 9817	
		53 1048		149 0255	
FILMS CINEMATOGRAPH POSITIVES					
1 U KINGDOM	FEET	569 705	55 042	140 4879	9 011
43 AUSTRIA				29 108	2329
44 BELG LUX	6 868		878	6 868	878
49 DENMARK				780	133

IMPORTS BY COMMODITIES AND COUNTRIES

143

Commodity and Country	MARCH 1961		JANUARY TO MARCH 1961		Class Number
	Quantity	Value (\$)	Quantity	Value (\$)	
53 FINLAND			6955	556	
54 FRANCE	527356	42323	2013724	163840	
55 GERMANY W	39353	3199	63740	5258	
59 GREECE			13030	1042	
67 ITALY	78545	6510	293668	24019	
73 NETHRLNDS	780	503	2662	874	
85 SWEDEN	1100	88	7102	3254	
86 SWITZRLND	5944	1114	9169	1483	
246 CZECHO S			6748	540	
277 POLAND			9667	761	
279 ROUMANIA	3438	375	3438	375	
287 U S S R	9630	771	78178	6256	
363 LEBANON	9000	325	9000	325	
427 UN SO AFR			579	4990	
519 INDIA	16350	1308	16350	1308	
559 JAPAN			960	77	
614 AUSTRALIA			9297	1119	
874 MEXICO			4400	352	
990 U STATES	4514854	397620	12849129	1108782	
FILMS FOR AERIAL PHOTOGRAPHY	5782923	510056	16839431	1453852	
990 U STATES		4589		10798	9012
FISHING RODS AND PARTS	NO			10798	
1 U KINGDOM	25	471	132	2659	9013
49 DENMARK			88	137	
76 NORWAY			50	604	
559 JAPAN	1888	3865	28502	26900	
990 U STATES	18424	53905	32427	95476	
GOLF CLUBS AND FINISHED PARTS	20337	58241	61199	125776	
1 U KINGDOM		4178		15168	9014
559 JAPAN		5454		6167	
990 U STATES		180842		287418	
MECHANICAL TOYS OF METAL		190474		308753	
1 U KINGDOM		8829		24658	9016
55 GERMANY W		4473		11650	
67 ITALY				203	
559 JAPAN		20959		94555	
990 U STATES		20759		106097	
METAL JUVENILE CONSTR SETS		55020		237163	
1 U KINGDOM				258	9017
990 U STATES				69	
TOYS OF ALL KINDS N O P				327	
1 U KINGDOM		74528		247767	9018
44 BELG LUX		2639		2697	
49 DENMARK		4439		4439	
54 FRANCE		985		1929	
55 GERMANY W		20939		46825	
67 ITALY		767		1423	
73 NETHRLNDS		1350		3287	
76 NORWAY		364		421	
82 SPAIN		60		60	
85 SWEDEN		1533		3043	
86 SWITZRLND				142	
246 CZECHO S		1389		4208	
258 GERMANY E		655		2326	
262 HUNGARY				1130	
355 ISRAEL				607	
516 HONG KONG		34472		101097	
553 CHINA COM				279	
559 JAPAN		106409		333295	
874 MEXICO		724		724	
886 P RICO		1689		1689	
990 U STATES		236849		581188	
SPORTSMENS FISHING TACKLE N O P		489791		1338576	
1 U KINGDOM		24198		66876	9019
49 DENMARK		8750		9154	
54 FRANCE		32855		81445	
55 GERMANY W		8925		25676	
64 IRELAND		180		180	
67 ITALY		6059		11714	
76 NORWAY		7035		19309	
82 SPAIN		716		3503	
85 SWEDEN		1098		2733	
86 SWITZRLND		809		3618	
246 CZECHO S		807		1471	
516 HONG KONG		2356		6762	
559 JAPAN		74726		238580	
614 AUSTRALIA		753		2167	
990 U STATES		361874		918048	
FILMS CINEMATOGRAPH NEGATIVE		531141		1391236	
1 U KINGDOM				301	9020
44 BELG LUX		30630		109063	
990 U STATES		36506		130597	
BRUSHES ARTISTS		67136		239961	
1 U KINGDOM		16367		26245	9021
54 FRANCE				86	
55 GERMANY W		2736		14365	
73 NETHRLNDS		513		513	

IMPORTS BY COMMODITIES AND COUNTRIES

Commodity and Country	MARCH 1961		JANUARY TO MARCH 1961		Class Number
	Quantity	Value (\$)	Quantity	Value (\$)	
559 JAPAN		568		2422	
990 U STATES		6824		8826	
BRUSHES PAINT AND VARNISH		27008		52457	9022
1 U KINGDOM		10060		35380	
55 GERMANY W		1323		1323	
73 NETHRLNDS		137		191	
516 HONG KONG				740	
813 BAHAMAS				10119	
848 CUBA				1538	
990 U STATES		3765		6170	
BRUSHES TOOTH	002	15285		55461	9023
1 U KINGDOM	312	747	3602	4647	
54 FRANCE			208	402	
55 GERMANY W	142	522	242	675	
67 ITALY			410	613	
73 NETHRLNDS			295	592	
516 HONG KONG			1200	471	
990 U STATES	2130	2707	13035	14873	
BRUSHES TOILET N O P	2584	3976	18992	22273	9024
1 U KINGDOM		5065		14016	
54 FRANCE		2519		11169	
55 GERMANY W		964		7384	
73 NETHRLNDS		278		626	
85 SWEDEN		810		896	
86 SWITZRLND		726		1073	
516 HONG KONG				831	
559 JAPAN				3752	
990 U STATES		12286		50263	
BRUSHES ALL OTHER N O P		22648		90010	9025
1 U KINGDOM		6130		17174	
43 AUSTRIA		340		340	
44 BELG LUX				98	
54 FRANCE		1748		2437	
55 GERMANY W		1467		6363	
67 ITALY				142	
73 NETHRLNDS		3014		6464	
86 SWITZRLND		172		805	
262 HUNGARY		724		724	
516 HONG KONG		188		188	
559 JAPAN		1581		3315	
990 U STATES		73633		176275	
PACKAGES CONTAINING GOODS		88997		214325	9030
1 U KINGDOM		279022		835050	
43 AUSTRIA		1783		5405	
44 BELG LUX		12182		27433	
49 DENMARK		7361		22555	
53 FINLAND		1011		1975	
54 FRANCE		40757		95525	
55 GERMANY W		71343		210561	
59 GREECE		479		1319	
64 IRELAND		151		1817	
67 ITALY		22134		55996	
73 NETHRLNDS		62140		110300	
76 NORWAY		1739		2724	
78 PORTUGAL		2759		7236	
82 SPAIN		1602		11289	
85 SWEDEN		15627		49330	
86 SWITZRLND		8119		35037	
245 BULGARIA		100		100	
246 CZECHO S		9412		32892	
258 GERMANY E		1268		4077	
262 HUNGARY		856		3062	
277 POLAND		1612		6078	
287 U S S R		787		787	
288 YUGD SLAV		4745		9355	
316 CYPRUS		220		888	
347 IRAN				24	
355 ISRAEL		1254		3567	
358 JORDAN				19	
385 UAR EGYPT				302	
425 TANGANYKA				215	
427 UN SO AFR		3469		10451	
443 ALGERIA		592		1528	
449 CONGO		1930		2379	
454 FR EQ AFR				6875	
462 FR AF NES		239		239	
465 GUINEA				44	
513 CEYLON		398		1457	
516 HONG KONG		30465		92595	
519 INDIA		4078		10628	
524 MALAYA		99		3351	
527 PAKISTAN		24		95	
553 CHINA COM		39881		60904	
559 JAPAN		157093		478657	
567 PHIL		82		263	
578 TAIWAN		6684		14317	
583 THAILAND				70	
614 AUSTRALIA		10549		20195	
617 FIJI				304	
622 NEW ZEAL		4503		5198	
716 B GUIANA		424		2041	

IMPORTS BY COMMODITIES AND COUNTRIES

Commodity and Country	MARCH 1961		JANUARY TO MARCH 1961		Class Number
	Quantity	Value (\$)	Quantity	Value (\$)	
744 ARGENTINA		1847		13060	
752 BRAZIL		936		1707	
755 CHILE		1294		1350	
758 COLOMBIA				109	
763 ECUADOR		49		49	
782 URUGUAY		3070		3089	
813 BAHAMAS				22	
815 BERMUDA		30		30	
822 BARBADOS		1472		2852	
824 JAMAICA		704		8080	
828 TRINIDAD		933		5142	
848 CUBA		137		312	
864 GUATEMALA		6		6	
867 HAITI		716		886	
874 MEXICO		1663		3287	
879 NICARAGUA				284	
886 P R I C O		2047		6612	
990 U STATES		308191		878733	
		1132068		3172119	
WATERPROOF PLASTIC FOOTWEAR	PAIR				9048
990 U STATES	90	150	124	252	
	90	150	124	252	
ELASTIC HOSIERY	DZ PR				9049
1 U KINGDOM	33	1060	60	1857	
990 U STATES	617	15009	1364	44367	
	650	16069	1424	46224	
ORTHOPEDIC APPLIANCES ETC					9050
1 U KINGDOM		4208		7472	
49 DENMARK		1030		1030	
55 GERMANY W				238	
990 U STATES		28103		71640	
		33341		80380	
ARTIFICIAL LIMBS AND PARTS					9053
1 U KINGDOM		1129		3393	
55 GERMANY W				588	
990 U STATES		10268		34455	
		11397		38436	
BEAD ORNAMENTS					9055
1 U KINGDOM		964		1055	
54 FRANCE		158		342	
516 HONG KONG		131		131	
990 U STATES		2159		6339	
		3412		7867	
WINDOW SHADES AND BLINDS					9057
559 JAPAN		10161		36171	
990 U STATES		3059		6425	
		13220		42596	
BOOTS SHOES AND SLIPPERS FELT	PAIR				9059
1 U KINGDOM			10941	10077	
53 FINLAND			34	207	
990 U STATES			276	195	
			11251	10479	
BOOTS SHOES AND SLIPPERS N O P	PAIR				9060
1 U KINGDOM	18748	12760	41921	35239	
43 AUSTRIA			341	914	
44 BELG LUX	180	155	180	155	
49 DENMARK			534	1285	
54 FRANCE	1040	1033	1079	1262	
55 GERMANY W	383	1768	883	2251	
67 ITALY	7511	11434	11088	14732	
73 NETHRLNDS			1245	1249	
82 SPAIN			141	396	
86 SWITZRLND	386	253	386	253	
246 CZECHO S	80	189	80	189	
516 HONG KONG	5746	2132	31189	14159	
559 JAPAN	619114	296951	1813375	880242	
774 PERU			37	100	
867 HAITI	2430	2769	2430	2769	
874 MEXICO	72	101	88	161	
990 U STATES	44910	34267	108717	87018	
	700600	363812	2013714	1042374	
BROOMS AND WHISKS					9061
55 GERMANY W				138	
67 ITALY		371		2147	
73 NETHRLNDS				246	
262 HUNGARY				391	
990 U STATES		4379		9539	
		4750		12461	
BUTTONS SHOE N O P					9063
990 U STATES		662		3821	
		662		3821	
BUTTONS COLLAR AND CUFF	GROSS				9065
1 U KINGDOM	3	118	15	610	
49 DENMARK			4	64	
55 GERMANY W	155	6273	202	8402	
246 CZECHO S			32	231	
559 JAPAN			3	85	
990 U STATES	648	14600	2897	61592	
	806	20991	3153	70984	
BUTTONS N O P	GROSS				9066
1 U KINGDOM	652	3737	4656	12165	
43 AUSTRIA			3	59	
49 DENMARK	26	530	781	2299	
54 FRANCE	763	812	1142	2238	
55 GERMANY W	2462	4427	5845	10709	
67 ITALY	3437	2080	15272	10003	

IMPORTS BY COMMODITIES AND COUNTRIES

Commodity and Country	MARCH 1961		JANUARY TO MARCH 1961		Class Number
	Quantity	Value (\$)	Quantity	Value (\$)	
73 NETHRLNDS	574	1806	2225	9402	
82 SPAIN	523	673	3654	3709	
246 CZECHO S	600	491	2168	2151	
559 JAPAN	59876	26981	222813	85100	
990 U STATES	93014	85905	334211	244854	
	161927	127442	592770	382689	
CASES BOXES DESKS FANCY					9067
1 U KINGDOM		10329		23502	
43 AUSTRIA				78	
44 BELG LUX		352		352	
54 FRANCE		652		4506	
55 GERMANY W		3536		11142	
67 ITALY		1083		2396	
73 NETHRLNDS		6491		6491	
82 SPAIN		100		757	
85 SWEDEN				1189	
86 SWITZRLND		618		836	
246 CZECHO S		99		494	
258 GERMANY E				272	
355 ISRAEL				370	
516 HONG KONG		163		351	
519 INDIA		99		171	
553 CHINA COM				86	
559 JAPAN		12786		21022	
614 AUSTRALIA				345	
874 MEXICO		391		1068	
990 U STATES		73314		204938	
		110013		280366	
COMBS TOILET DRESSING FANCY					9069
1 U KINGDOM		1608		6480	
43 AUSTRIA		2033		5245	
54 FRANCE		336		336	
55 GERMANY W		2168		5110	
85 SWEDEN		74		1567	
86 SWITZRLND				1460	
516 HONG KONG				1199	
559 JAPAN				643	
990 U STATES		6932		15695	
		13151		37735	
APPLIANCES FOR THE DEAF PARTS					9070
1 U KINGDOM		13775		27647	
49 DENMARK		1075		7789	
55 GERMANY W		2635		7434	
73 NETHRLNDS				89	
86 SWITZRLND		382		382	
559 JAPAN		1360		2158	
990 U STATES		178214		613965	
		197441		659464	
INSOLES OF ALL KINDS					9072
1 U KINGDOM		1507		3793	
55 GERMANY W		1376		3093	
990 U STATES		1887		9230	
		4770		16116	
JEWELLERY N O P					9073
1 U KINGDOM		16082		32898	
43 AUSTRIA		9149		34734	
44 BELG LUX				117	
49 DENMARK		1388		2832	
54 FRANCE		8126		19299	
55 GERMANY W		122245		249233	
67 ITALY		10029		21775	
73 NETHRLNDS				223	
76 NORWAY		82		388	
82 SPAIN		970		3000	
86 SWITZRLND		1339		2987	
246 CZECHO S		15521		50282	
358 JORDAN		339		339	
516 HONG KONG		11137		28520	
553 CHINA COM		3081		3081	
559 JAPAN		55728		214375	
583 THAILAND		1352		5918	
614 AUSTRALIA				75	
785 VENEZUELA		318		318	
874 MEXICO		908		3028	
990 U STATES		214493		540187	
		473287		1213609	
MATTRESSES					9075
1 U KINGDOM		49374		82881	
55 GERMANY W		188		188	
73 NETHRLNDS		55		316	
246 CZECHO S		3393		3462	
559 JAPAN		6382		15487	
990 U STATES		14051		26591	
		73443		128925	
PICTURE AND PHOTOGRAPH FRAMES					9076
1 U KINGDOM		1456		3458	
43 AUSTRIA		58		216	
44 BELG LUX				583	
49 DENMARK		273		562	
55 GERMANY W		1888		2848	
67 ITALY		195		4064	
73 NETHRLNDS		275		727	
516 HONG KONG				839	
559 JAPAN		1080		3550	
990 U STATES		68619		134216	
		73844		151063	

IMPORTS BY COMMODITIES AND COUNTRIES

Commodity and Country	MARCH 1961		JANUARY TO MARCH 1961		Class Number
	Quantity	Value (\$)	Quantity	Value (\$)	
PORTFOLIOS MUSICAL INSTR CASES					9077
1 U KINGDOM		8636		28839	
43 AUSTRIA		136		483	
44 BELG LUX		333		2835	
49 DENMARK				125	
54 FRANCE		1584		2285	
55 GERMANY W		12457		27174	
67 ITALY		3843		11648	
73 NETHRLNDS		24760		39797	
82 SPAIN				868	
85 SWEDEN		508		953	
86 SWITZRLND		410		1052	
246 CZECHO S		410		8470	
258 GERMANY E		1524		3710	
516 HONG KONG		1204		2016	
559 JAPAN		33609		86691	
614 AUSTRALIA				74	
990 U STATES		100437		223549	
		189851		440569	
REFRIGERATORS ELECTRIC N O P	NO				9078
1 U KINGDOM	166	10894	498	36520	
49 DENMARK	20	888	20	888	
990 U STATES	4879	970373	13117	2518356	
	5065	982155	13635	2555764	
REFRIGERATORS N O P	NO				9079
990 U STATES	828	29248	1094	42810	
	828	29248	1094	42810	
REGALIA AND BADGES					9080
1 U KINGDOM		4605		11763	
43 AUSTRIA		53		53	
54 FRANCE		1805		7243	
55 GERMANY W		189		2215	
67 ITALY		1734		3787	
86 SWITZRLND				418	
516 HONG KONG		620		2228	
519 INDIA		334		1571	
527 PAKISTAN		390		1125	
559 JAPAN		1336		2876	
990 U STATES		4739		13579	
		15805		46858	
SHADES LAMP N O P SHADE HOLDERS					9081
1 U KINGDOM				108	
49 DENMARK				354	
55 GERMANY W				594	
85 SWEDEN				608	
516 HONG KONG				491	
559 JAPAN		63		472	
990 U STATES		20457		60145	
		20520		62772	
SPECTACLE FRAMES AND PARTS N O P					9082
1 U KINGDOM		1684		7513	
43 AUSTRIA		8120		21312	
54 FRANCE		12824		40351	
55 GERMANY W		16661		56857	
67 ITALY		3470		8078	
73 NETHRLNDS		574		574	
86 SWITZRLND		534		936	
559 JAPAN		6962		27541	
990 U STATES		260207		661019	
		311036		824181	
PARTS FOR SPECTACLE FRAMES					9083
990 U STATES		24080		87877	
		24080		87877	
TOBACCO PIPES SMOKERS SETS					9084
1 U KINGDOM		14551		32811	
43 AUSTRIA				295	
44 BELG LUX		1283		1283	
54 FRANCE		16186		28741	
55 GERMANY W		258		587	
59 GREECE				294	
67 ITALY		20750		43030	
73 NETHRLNDS		418		487	
82 SPAIN		57		357	
85 SWEDEN		348		348	
443 ALGERIA		665		665	
516 HONG KONG				341	
559 JAPAN				98	
990 U STATES		8643		22412	
		63159		131749	
TOBACCO POUCHES CIGARETTE CASE					9085
1 U KINGDOM		2971		9293	
54 FRANCE				83	
55 GERMANY W				248	
67 ITALY				56	
246 CZECHO S				359	
516 HONG KONG				537	
559 JAPAN				93	
990 U STATES		937		1350	
		3908		12019	
TOILET AND MANICURE SETS					9086
1 U KINGDOM		938		2502	
43 AUSTRIA				2719	
55 GERMANY W		843		4937	
559 JAPAN		72		72	
990 U STATES		1456		2792	
		3309		13022	

IMPORTS BY COMMODITIES AND COUNTRIES

Commodity and Country	MARCH 1961		JANUARY TO MARCH 1961		Class Number
	Quantity	Value (\$)	Quantity	Value (\$)	
TRUNKS AND VALISES					9087
1 U KINGDOM		37018		108480	
55 GERMANY W		652		3875	
67 ITALY		307		307	
73 NETHRLNDS				347	
85 SWEDEN		205		655	
516 HONG KONG				1015	
559 JAPAN		16296		34831	
874 MEXICO		514		514	
990 U STATES		126920		246482	
		181912		396506	
WINDOW SHADE OR BLIND ROLLERS					9090
85 SWEDEN				2900	
990 U STATES		6772		10125	
		6772		13025	
REFRIGERATOR PARTS					9091
1 U KINGDOM		194033		562304	
49 DENMARK		5435		8055	
990 U STATES		869301		2568103	
		1068769		3138462	
HOME OR FARM FREEZERS ELECTRIC	NO				9092
990 U STATES	1929	326888	5733	955839	
	1929	326888	5733	955839	
MINERAL MEDICINAL AERATD WATER					9103
1 U KINGDOM		393		550	
54 FRANCE		279		279	
67 ITALY				317	
990 U STATES		1296		5708	
		1968		6854	
ACCORDIONS CONCRTNAS MELODEONS	NO				9110
49 DENMARK			1	253	
55 GERMANY W	566	14640	1533	41211	
67 ITALY	500	32577	1330	77027	
85 SWEDEN			2	493	
86 SWITZRLND	18	412	18	412	
258 GERMANY E			128	2531	
277 POLAND			4	259	
559 JAPAN			4	366	
990 U STATES	16	1385	57	6302	
	1100	49014	3077	128854	
BRASS BAND INSTRUMENTS					9111
1 U KINGDOM		18519		49905	
54 FRANCE		930		2917	
55 GERMANY W		3290		14206	
73 NETHRLNDS				873	
246 CZECHO S		1924		2494	
258 GERMANY E				265	
527 PAKISTAN				127	
559 JAPAN		1355		2939	
874 MEXICO				129	
990 U STATES		14115		44050	
		40133		117905	
CABINET ORGANS	NO				9114
PIPE ORGANS	NO				9115
73 NETHRLNDS			2	11401	
990 U STATES			1	16113	
			3	27514	
ORGAN PARTS N O P					9116
1 U KINGDOM		7533		24383	
55 GERMANY W		1080		3775	
67 ITALY		118		118	
258 GERMANY E				429	
990 U STATES		13249		48723	
		21980		77428	
PIANOS	ND				9117
1 U KINGDOM	19	5220	65	22648	
49 DENMARK	1	335	1	335	
55 GERMANY W	4	1556	11	4378	
73 NETHRLNDS	7	2037	15	4281	
246 CZECHO S			6	1898	
559 JAPAN	13	3108	52	13648	
990 U STATES	133	41940	403	134527	
	177	54196	553	181715	
PIANO PARTS N O P					9118
1 U KINGDOM		12980		41109	
55 GERMANY W		144		144	
990 U STATES		14309		43241	
		27433		84494	
PHONOGRAPHS GRAMOPHDNES N O P					9120
1 U KINGDOM		14605		36318	
49 DENMARK		522		1576	
54 FRANCE				633	
55 GERMANY W		9677		16726	
67 ITALY				74	
73 NETHRLNDS		1546		4023	
86 SWITZRLND		1973		3731	
516 HONG KONG		115		115	
559 JAPAN		6936		29801	
990 U STATES		88674		262046	
		124048		355043	
PHONOGRAPH RECORDS	NO				9121
1 U KINGDOM	6838	9370	20099	27724	
44 BELG LUX	66	55	66	55	
49 DENMARK	180	137	357	467	
53 FINLAND	158	173	749	775	

IMPORTS BY COMMODITIES AND COUNTRIES

Commodity and Country	MARCH 1961		JANUARY TO MARCH 1961		Class Number
	Quantity	Value (\$)	Quantity	Value (\$)	
54 FRANCE	14008	18069	38582	46950	
55 GERMANY W	5753	8364	16685	23946	
67 ITALY	15777	7134	31504	14429	
73 NETHRLNDS	834	1101	1710	2417	
85 SWEDEN			235	324	
277 POLAND			70	77	
287 U S S R			865	545	
288 YUGO SLAV	79	98	191	213	
516 HONG KONG	86	58	832	418	
553 CHINA COM			444	518	
559 JAPAN	926	966	1178	1282	
614 AUSTRALIA			63	357	
990 U STATES	221234	146130	685668	400681	
	265939	191655	799298	521178	
OTHER MUSICAL INSTRUMENTS					9122
1 U KINGDOM		2176		14300	
43 AUSTRIA				273	
44 BELG LUX				131	
54 FRANCE		7812		24299	
55 GERMANY W		18224		61897	
67 ITALY		11139		55093	
73 NETHRLNDS				240	
82 SPAIN		56		56	
85 SWEDEN		2083		4124	
86 SWITZRLND		1133		3881	
246 CZECHO S		8893		11555	
258 GERMANY E		1260		2101	
516 HONG KONG				167	
553 CHINA COM				155	
559 JAPAN		8346		22655	
874 MEXICO		835		3182	
990 U STATES		282951		722599	
		344908		926708	
MUSICAL INSTRUMENT STRINGS					9123
1 U KINGDDM		587		1230	
43 AUSTRIA		53		992	
49 DENMARK		120		120	
54 FRANCE				243	
55 GERMANY W		2894		6551	
99D U STATES		9650		20131	
		13304		29267	
PHONOGRAPHS COIN OPERATED					9124
990 U STATES	N0				
	44	29652	217	144412	
	44	29652	217	144412	
PHOTOGRAPHIC ACCESSORIES PARTS					9128
1 U KINGDOM		3108		17299	
43 AUSTRIA		1336		1656	
44 BELG LUX				294	
54 FRANCE		2253		8500	
55 GERMANY W		49727		154634	
67 ITALY		3112		7013	
73 NETHRLNDS		8800		17900	
85 SWEDEN				1113	
86 SWITZRLND		9574		28928	
246 CZECHO S				226	
258 GERMANY E		259		738	
559 JAPAN		26387		81422	
990 U STATES		606309		1691089	
		710865		2010812	
THERMOMETERS					9129
1 U KINGDOM		5589		16795	
44 BELG LUX				216	
49 DENMARK				142	
54 FRANCE		872		872	
55 GERMANY W		6023		12172	
85 SWEDEN		128		128	
86 SWITZRLND				474	
258 GERMANY E		1675		7179	
559 JAPAN		10076		30643	
99D U STATES		83679		233788	
		108042		302409	
APPARATUS X RAY					9130
1 U KINGDOM		280		4614	
49 DENMARK		1261		11833	
55 GERMANY W		13976		29116	
73 NETHRLNDS		66348		121799	
85 SWEDEN		324		15866	
990 U STATES		316386		909076	
		398575		1092304	
BOTANICAL SPECIMENS					9132
1 U KINGDOM				399	
55 GERMANY W		209		1629	
519 INDIA		880		1299	
559 JAPAN				620	
990 U STATES		5028		15295	
		6117		19242	
COLLECTION COINS MEDALS STAMPS					9133
1 U KINGDOM		1166		3868	
43 AUSTRIA		169		169	
54 FRANCE				109	
55 GERMANY W		140		405	
67 ITALY		96		200	
73 NETHRLNDS		252		352	
85 SWEDEN		349		349	
86 SWITZRLND		1800		2870	
990 U STATES		55887		109094	
		59859		117416	

IMPORTS BY COMMODITIES AND COUNTRIES

Commodity and Country	MARCH 1961		JANUARY TO MARCH 1961		Class Number
	Quantity	Value (\$)	Quantity	Value (\$)	
CAMERAS AND CAMERA PARTS N O P					9134
1 U KINGDOM		10640		43277	
43 AUSTRIA		52		4997	
54 FRANCE		2287		5994	
55 GERMANY W		84098		177128	
67 ITALY		5422		7008	
85 SWEDEN				6840	
86 SWITZRLND		38619		57828	
246 CZECHO S				263	
258 GERMANY E		253		1756	
287 U S S R				571	
516 HONG KONG		3302		5017	
559 JAPAN		118217		339252	
824 JAMAICA				265	
990 U STATES		452340		947975	
		715230		1598171	
CAMERA PARTS UNFINISHED					9135
55 GERMANY W		8442		15432	
990 U STATES		8906		34687	
		17348		50119	
CAMERA LENSES AND SHUTTERS					9136
1 U KINGDOM		650		650	
55 GERMANY W		6185		10023	
990 U STATES		14809		77580	
		21644		88253	
COLLECTIONS OF ANTIQUITIES					9137
1 U KINGDOM		41433		138869	
43 AUSTRIA		131		131	
54 FRANCE		2479		13498	
55 GERMANY W				3241	
64 IRELAND		3585		3585	
67 ITALY				271	
73 NETHRLNDS		2908		6996	
82 SPAIN				465	
86 SWITZRLND		767		1237	
355 ISRAEL		850		1708	
513 CEYLON				400	
516 HONG KONG		1906		7066	
553 CHINA COM		2411		2411	
559 JAPAN				532	
578 TAIWAN				120	
758 COLOMBIA		2772		2772	
874 MEXICO				585	
990 U STATES		51529		197603	
		110771		381490	
CYCLOMETERS AND SPEEDOMETERS					9138
1 U KINGDOM		1505		2157	
54 FRANCE				697	
55 GERMANY W		2515		3838	
73 NETHRLNDS		127		127	
990 U STATES		19932		48972	
		24079		55791	
GLOBES GEOGRAPHICAL					9139
1 U KINGDOM		2731		5370	
55 GERMANY W		826		826	
990 U STATES		14268		38447	
		17825		44643	
MODELS OF INVENTIONS					9140
1 U KINGDOM		1623		2317	
73 NETHRLNDS		204		818	
990 U STATES		50065		126248	
		51892		129383	
APPARATUS FOR INSTITUTIONS					9141
1 U KINGDOM		40946		135635	
43 AUSTRIA		1480		1568	
44 BELG LUX		50		2980	
49 DENMARK		2139		5310	
54 FRANCE		583		1652	
55 GERMANY W		17751		35972	
67 ITALY		131		302	
73 NETHRLNDS		4856		5260	
76 NORWAY		1574		2097	
85 SWEDEN		3832		15549	
86 SWITZRLND		348		3244	
246 CZECHO S				795	
258 GERMANY E				746	
355 ISRAEL				97	
427 UN SO AFR				1634	
516 HONG KONG				92	
559 JAPAN		1279		3468	
886 P RICO				739	
990 U STATES		993368		2568087	
		1068337		2785227	
OPERATING ROOM EQUIPMENT					9142
1 U KINGDOM		728		18242	
54 FRANCE		525		525	
55 GERMANY W		4671		8524	
246 CZECHO S		1133		1728	
559 JAPAN		218		218	
990 U STATES		453623		1426993	
		460898		1456230	
DENTAL INSTRUMENTS					9143
1 U KINGDOM		6051		20531	
43 AUSTRIA				438	
49 DENMARK		1542		1542	
54 FRANCE				256	

IMPORTS BY COMMODITIES AND COUNTRIES

151

Commodity and Country	MARCH 1961		JANUARY TO MARCH 1961		Class Number
	Quantity	Value (\$)	Quantity	Value (\$)	
55 GERMANY W		12213		50599	
85 SWEDEN		356		4168	
86 SWITZRLND		265		802	
246 CZECHO S		1960		1960	
559 JAPAN		872		3082	
990 U STATES		164108		443240	
SURGICAL TRUSSES AND SUPPORTS		187367		526618	
1 U KINGDOM		101		101	9144
990 U STATES		763		2197	
ARTICLES FOR THE BLIND		864		2298	
1 U KINGDOM		2751		3453	9145
54 FRANCE				166	
86 SWITZRLND		263		1366	
559 JAPAN				269	
990 U STATES		4668		13220	
OPTICAL AND PHILOSOPHICAL INST		7682		18474	
1 U KINGDOM		19145		60196	9146
43 AUSTRIA				79	
49 DENMARK		670		2187	
54 FRANCE		1946		3234	
55 GERMANY W		30692		75498	
67 ITALY		86		86	
73 NETHRLNDS		210		210	
85 SWEDEN		1426		1997	
86 SWITZRLND		5791		8600	
246 CZECHO S		189		461	
258 GERMANY E		113		113	
516 HONG KONG		513		3822	
559 JAPAN		50684		183129	
990 U STATES		265437		698641	
MICROSCOPES AND PARTS		376902		1038253	
NO					9147
1 U KINGDOM	37	13386	139	37175	
43 AUSTRIA	1	868	2	1147	
54 FRANCE		474		561	
55 GERMANY W	213	52809	401	102639	
67 ITALY				114	
73 NETHRLNDS	2	12251	2	12497	
86 SWITZRLND	28	5522	43	10300	
246 CZECHO S	20	1331	50	5222	
258 GERMANY E		316	14	5031	
559 JAPAN	2382	16214	5849	48002	
990 U STATES	66	18474	1231	57461	
EDUCATIONAL FILMS	2749	121645	7731	280149	9148
1 U KINGDOM		12060		29277	
44 BELG LUX				55	
49 DENMARK				100	
54 FRANCE		1764		4187	
55 GERMANY W		150		250	
73 NETHRLNDS				150	
85 SWEDEN				209	
86 SWITZRLND		125		255	
277 POLAND		50		50	
519 INDIA		1406		1406	
559 JAPAN				60	
990 U STATES		131277		321961	
CINEMATDGRAPH CAMERAS		146832		357960	
1 U KINGDOM		50380		50624	9149
990 U STATES		6457		73367	
SURGICAL INSTRUMENTS		56837		123991	9150
1 U KINGDOM		35841		109756	
44 BELG LUX		75		75	
49 DENMARK		575		3705	
54 FRANCE		1013		4835	
55 GERMANY W		54642		134877	
67 ITALY		1671		3091	
73 NETHRLNDS		115		7290	
85 SWEDEN		6911		17793	
86 SWITZRLND		926		10501	
527 PAKISTAN		902		6016	
559 JAPAN		23821		83018	
874 MEXICO		5660		6409	
990 U STATES		859560		2243814	
BOATS OPEN PLEASURE		991712		2631180	
NO					9152
1 U KINGDOM	27	4119	70	9124	
49 DENMARK	5	785	7	1293	
54 FRANCE	10	654	11	756	
55 GERMANY W	6	1295	18	2390	
76 NORWAY			2	704	
85 SWEDEN	4	617	6	3832	
559 JAPAN	71	1647	103	2580	
990 U STATES	570	164965	1075	315748	
LAUNCHES PLEASURE MOTIVE POWER	693	174082	1292	336427	
NO					9153
1 U KINGDOM			2	2348	
559 JAPAN			1	950	
990 U STATES	30	98517	87	432212	
	30	98517	90	435510	

IMPORTS BY COMMODITIES AND COUNTRIES

Commodity and Country	MARCH 1961		JANUARY TO MARCH 1961		Class Number
	Quantity	Value (\$)	Quantity	Value (\$)	
SHIPS AND VESSELS REPAIRS ON 954 ST PIERRE 990 U STATES		4932		845 7012 7857	9155
SHIPS FOREIGN BUILT COASTAL	NO				9156
VESSELS FOREIGN BUILT N O P 1 U KINGDOM 49 DENMARK 990 U STATES		51125		91554 4541 31809 127904	9157
TRUCK TRAILERS 990 U STATES	NO	60361			9160
MOBILE HOMES 990 U STATES	52	190191	128	527296	9161
	NO	190191	128	527296	9161
1 U KINGDOM 990 U STATES	171	260507	303	772 558336 559108	9162
	NO	260507	304		9162
BUGGIES CUTTERS VEHICLES N O P 1 U KINGDOM 55 GERMANY W 76 NORWAY 990 U STATES	17	668	17	2510 531 2083 78621 83745	9163
CHILDRENS CARRIAGES AND PARTS 1 U KINGDOM 55 GERMANY W 990 U STATES	NO	242	352	13914 144 14368 28426	9163
	874	6250	1321		9164
	1116	12490	1677		9164
CHILDRENS SLEDS VEHICLES N O P 1 U KINGDOM 55 GERMANY W 73 NETHRLNDS 82 SPAIN 990 U STATES		2027 132 1070 41445 44674		2598 132 165 1070 98880 102845	9166
WAGONS AND SLEDS FARM AND PTS 85 SWEDEN 990 U STATES	NO			500 134310 134810	9166
	189	54695	337		9168
	189	54695	337		9168
WHEELBARRDWS HAND TRUCKS CARTS 1 U KINGDOM 54 FRANCE 55 GERMANY W 73 NETHRLNDS 85 SWEDEN 990 U STATES	216	6272	339	8530 4783 658 1353 5681 305571 326576	9169
	5	1636	27		9169
	22	272	24		9169
	3	551	7		9169
	15110	167952	194		9169
	15356	176683	26078		9169
TRUCKS AND CARS N O P 1 U KINGDOM 44 BELG LUX 54 FRANCE 55 GERMANY W 67 ITALY 76 NORWAY 990 U STATES		3910 70		5272 6169 70 1127 1690 495 158638 173461	9171
		92554			9171
		96534			9171
AIRCRAFT NOT OVER 1500 LB WT 990 U STATES	NO		88	392965	9172
	32	162538	88		9172
	32	162538	88		9172
AIRCRAFT 1501 TO 3000 LB WT 990 U STATES	9	79848	23	213065	9173
	9	79848	23		9173
AIRCRAFT 3001 TO 7500 LB WT 990 U STATES	NO		14	767601	9174
	5	226347	14		9174
	5	226347	14		9174
AIRCRAFT OVER 7500 LB WEIGHT 1 U KINGDOM 990 U STATES	NO		5	9156271	9175
	1	1865191	6	9345123	9175
	1	569776	5		9175
	2	2434967	11	18501394	9175
AIRCRAFT PTS EXCLUDING ENG PTS 1 U KINGDOM 44 BELG LUX 54 FRANCE 55 GERMANY W 73 NETHRLNDS 246 CZECHO S 516 HONG KONG 559 JAPAN 614 AUSTRALIA 744 ARGENTINA 848 CUBA 874 MEXICO 886 P RICO 990 U STATES		1276924		3667409 50 23471 558 1524 1049 569 8754 170 69 10106 190566 14304 26274452 30193051	9181
		9492			9181
		164			9181
		406			9181
		8102			9181
		69			9181
		8514			9181
		4998			9181
		3890			9181
		8784490			9181
		10097049			9181
PAINTINGS UNDER 20 DOLLARS 1 U KINGDOM 43 AUSTRIA 44 BELG LUX 49 DENMARK 54 FRANCE 55 GERMANY W 67 ITALY 73 NETHRLNDS 262 HUNGARY	NO		372	2269 2107 172 2234 116 484 2076 2363 267	9181
	178	931	456		9181
	45	548	209		9181
	183	1208	335		9181
			36		9181
			33		9181
	45	594	229		9181
	479	2034	556		9181
	85	77	102		9181

IMPORTS BY COMMODITIES AND COUNTRIES

153

Commodity and Country	MARCH 1961		JANUARY TO MARCH 1961		Class Number
	Quantity	Value (\$)	Quantity	Value (\$)	
355 ISRAEL	6	56	6	56	
516 HONG KONG			3	51	
990 U STATES	564	1020	648	1673	
PAINTINGS 20 DOLLARS	1585	6468	2985	13868	9182
1 OR OVER U KINGDOM		98140		134767	
43 AUSTRIA		1177		20809	
44 BELG LUX		500		4438	
49 DENMARK		2177		2177	
54 FRANCE		55732		81363	
55 GERMANY W		985		3889	
59 GREECE		100		267	
64 IRELAND				400	
67 ITALY		10414		26297	
73 NETHRLNDS		666		1402	
82 SPAIN		740		24570	
86 SWITZRLND		70		442	
262 HUNGARY		642		908	
355 ISRAEL		720		8613	
427 UN SO AFR				1051	
527 PAKISTAN		2802		2802	
559 JAPAN				200	
614 AUSTRALIA		277		332	
813 BAHAMAS		1050		1315	
815 BERMUDA				300	
822 BARBADOS				180	
824 JAMAICA		142		262	
867 HAITI				200	
874 MEXICO		473		796	
990 U STATES		100603		262095	
STATUES AND STATUETTES N O P		277410		579875	9183
1 U KINGDOM		716		5479	
43 AUSTRIA				1381	
49 DENMARK		852		1250	
54 FRANCE		412		1171	
55 GERMANY W		347		1931	
59 GREECE				498	
67 ITALY		289		2602	
82 SPAIN				123	
85 SWEDEN				103	
258 GERMANY E		136		136	
415 KENYA		283		628	
425 TANGANYKA				63	
516 HONG KONG		215		1796	
553 CHINA COM		412		412	
559 JAPAN		2665		15524	
874 MEXICO				201	
990 U STATES		7838		15449	
PORCELAIN STATUES STATUETTES		14165		48747	9184
1 U KINGDOM		42512		76873	
43 AUSTRIA		53		427	
44 BELG LUX				2822	
49 DENMARK		88		219	
54 FRANCE		605		766	
55 GERMANY W		12769		28889	
67 ITALY		916		3203	
82 SPAIN				73	
246 CZECHO S		54		180	
258 GERMANY E				1931	
287 U S S R		64		64	
516 HONG KONG		148		578	
559 JAPAN		21146		65100	
990 U STATES		643		5661	
MATERIAL FOR HARD METAL COMPOS		78998		186786	9187
1 U KINGDOM		2504		5135	
85 SWEDEN		15301		17401	
990 U STATES		27447		92776	
ARTICLES FOR FERTILIZER MFR		45252		115312	9191
1 U KINGDOM		72		72	
990 U STATES		5441		36340	
CANADIAN GOODS RETURNED		5513		36412	9195
1 U KINGDOM		56641		273323	
43 AUSTRIA				1613	
44 BELG LUX		4200		9415	
49 DENMARK				130	
54 FRANCE		1583		20767	
55 GERMANY W		9625		29825	
67 ITALY				17385	
73 NETHRLNDS		602		6523	
76 NORWAY		98		98	
78 PORTUGAL				1000	
82 SPAIN				1600	
85 SWEDEN		4266		7491	
86 SWITZRLNO		500		19947	
287 U S S R				1070	
313 BAHRAIN				439	
319 KUWAIT				865	
355 ISRAEL				4978	
385 UAR EGYPT		500		7850	
415 KENYA				885	
418 NIGERIA		1036		1036	

IMPORTS BY COMMODITIES AND COUNTRIES

Commodity and Country	MARCH 1961		JANUARY TO MARCH 1961		Class Number
	Quantity	Value (\$)	Quantity	Value (\$)	
427 UN SO AFR		100		447	
449 CONGO		6000		6850	
516 HONG KONG				4760	
519 INDIA		370		1370	
524 MALAYA				4250	
527 PAKISTAN		2300		6310	
556 INDONESIA				1600	
564 KOREA				1000	
586 VIET NAM				1816	
614 AUSTRALIA		1737		9770	
622 NEW ZEAL		1100		8076	
716 B GUIANA		1465		1781	
719 FALKLAND				8000	
744 ARGENTINA				500	
752 BRAZIL		500		579	
755 CHILE				7614	
785 VENEZUELA		14115		87006	
813 BAHAMAS		18607		21007	
815 BERMUDA		5747		7543	
822 BARBADOS		1170		1370	
824 JAMAICA		2217		9604	
826 LEEWIND				2561	
828 TRINIDAD				1988	
848 CUBA		1675		1750	
855 OOM REP				1700	
867 HAITI				289	
874 MEXICO		1384		18788	
886 P RICO				100	
887 VIRGIN IS		1066		1066	
954 ST PIERRE		770		1394	
990 U STATES		1301759		4481908	
		1441133		5109037	
EXWAREHOUSED SHIPS STORES NOP					9197
1 U KINGDOM		11305		22519	
54 FRANCE		487		1346	
73 NETHRLNDS		499		1275	
716 B GUIANA		63		169	
886 P RICO				243	
990 U STATES		9147		21720	
		21501		47272	
BATTERY JARS GLASS OR RUBBER					9199
1 U KINGDOM		626		7704	
55 GERMANY W		1274		1714	
990 U STATES		140939		406085	
		142839		415503	
CORSET CLASPS STEELS WIRES					9202
1 U KINGDOM		1379		3423	
990 U STATES		485		4346	
		1864		7769	
FEATHERS FLOWERS ART FOR HATS					9204
1 U KINGDOM		58		585	
54 FRANCE		2408		9063	
55 GERMANY W		2421		7850	
67 ITALY		452		1159	
246 CZECHO S		1490		8957	
258 GERMANY E		492		16262	
516 HONG KONG		1212		4151	
559 JAPAN		33937		73962	
990 U STATES		36224		110528	
		78694		232517	
RESCUE APPARATUS					9207
1 U KINGDOM		1937		10494	
49 DENMARK				3570	
55 GERMANY W		5765		11104	
73 NETHRLNDS		273		455	
559 JAPAN				481	
990 U STATES		189421		729429	
		197396		755533	
MATERIALS FOR TEXTILE PRINTING					9208
1 U KINGDOM		190		2382	
990 U STATES		11740		30480	
		11930		32862	
SALTS OF THORIUM OR CERIUM					9209
990 U STATES		5940		5940	
		5940		5940	
VACCINE AND PLASMA CONTAINERS					9212
1 U KINGDOM				2581	
990 U STATES		40372		136375	
		40372		138956	
GOODS FREE BY ORDER IN COUNCIL					9213
1 U KINGDOM				103	
990 U STATES				5193	
				5296	
SAFETY GLASS SHEET ADHESIVES					9215
990 U STATES		82882		218392	
		82882		218392	
CARTRIDGES SHOT GUN SHELLS					9237
990 U STATES		137		189	
		137		189	
DEXTROSE SOLUTIONS THERAPEUTIC					9238
990 U STATES		62032		146293	
		62032		146293	
METALLIC CARTRIDGES AMMUNITION					9239
1 U KINGDOM				4535	
55 GERMANY W				491	
67 ITALY		541		1259	

IMPORTS BY COMMODITIES AND COUNTRIES

Commodity and Country	MARCH 1961		JANUARY TO MARCH 1961		Class Number
	Quantity	Value (\$)	Quantity	Value (\$)	
990 U STATES		488		6086	
BLACKBOARDS OF SLATE OR PAPER		1029		12371	9240
1 U KINGDOM				107	
49 DENMARK				1100	
67 ITALY		99		10919	
990 U STATES		20736		52784	
BIOLOGICAL PRODUCTS N O P		20835		64910	9242
1 U KINGDOM		8076		40463	
49 DENMARK		73		73	
54 FRANCE				166	
614 AUSTRALIA		755		755	
990 U STATES		164414		492416	
BASKETS OF ALL KINDS N O P		173318		533873	9243
1 U KINGDOM		1789		2709	
43 AUSTRIA				118	
44 BELG LUX		111		603	
49 DENMARK				167	
54 FRANCE		523		594	
55 GERMANY W		156		156	
67 ITALY		3434		5935	
78 PORTUGAL		6217		7162	
82 SPAIN				1769	
246 CZECHO S		443		884	
277 POLAND		1474		18660	
288 YUGO SLAV				334	
516 HONG KONG		3224		7832	
519 INDIA				269	
559 JAPAN		22831		45026	
B74 MEXICO		2617		3896	
990 U STATES		24357		45996	
COMMUNION SETS CHURCH ARTICLES		67176		142110	9244
1 U KINGDOM		1619		9327	
43 AUSTRIA		99		1192	
44 BELG LUX		1265		2322	
54 FRANCE		15094		46840	
55 GERMANY W		7499		25045	
64 IRELAND		624		1277	
67 ITALY		30217		77881	
73 NETHRLNDS		312		520	
78 PORTUGAL		74		74	
82 SPAIN		926		2624	
86 SWITZRLND		331		2045	
246 CZECHO S		10722		19062	
355 ISRAEL		149		1857	
358 JORDAN				748	
516 HONG KONG				869	
553 CHINA COM		1022		1167	
559 JAPAN		11125		48927	
578 TAIWAN				170	
874 MEXICO				289	
990 U STATES		67413		168652	
CARTRIDGE CASES GUN WADS CAPS		148491		410888	9246
54 FRANCE				23222	
67 ITALY		1050		2098	
990 U STATES		1759		12134	
AMMUNITION N O P		2809		37454	9247
1 U KINGDOM		614		9272	
54 FRANCE				132	
55 GERMANY W		158		2335	
990 U STATES		32899		51049	
ELECTRICAL ENERGY		33671		62788	9249
990 U STATES	MKWH	21698	38120	159418	
INCUBATORS BROODERS AND PARTS		21698	38120	159418	9252
1 U KINGDOM	NO	723	13	1374	
990 U STATES		2353	4552	302365	
IRON SAND PRESSURE BLASTING		2353	4565	303739	9253
1 U KINGDOM		363		13018	
85 SWEDEN				2957	
990 U STATES		58575		163325	
BALL POINT PENS AND PARTS		58938		179300	9254
1 U KINGDOM		205		1013	
49 DENMARK		115		115	
54 FRANCE		2047		2718	
55 GERMANY W		1934		3490	
67 ITALY				5842	
86 SWITZRLND				2871	
355 ISRAEL				2560	
559 JAPAN				821	
990 U STATES		189898		543046	
ALABASTER SPAR AMBER ORNAMENTS		194199		562476	9255
1 U KINGDOM		21737		53577	
43 AUSTRIA		216		1532	
49 DENMARK		706		1917	
54 FRANCE		1504		4992	
55 GERMANY W		1050		8154	

IMPORTS BY COMMODITIES AND COUNTRIES

Commodity and Country	MARCH 1961		JANUARY TO MARCH 1961		Class Number
	Quantity	Value (\$)	Quantity	Value (\$)	
67 ITALY		13 506		31 343	
86 SWITZRLND				567	
258 GERMANY E		385		1833	
415 KENYA		238		444	
516 HONG KONG		23 330		9 5809	
519 INDIA		167		486	
553 CHINA COM		55		55	
559 JAPAN		20 536		59 401	
874 MEXICO				106	
990 U STATES		19 513		47 719	
		102 943		307 935	
MACHINE CARD CLOTHING					
1 U KINGDOM		13 849		40 764	9256
44 BELG LUX				446	
990 U STATES		7 863		31 965	
		21 712		73 175	
PENCILS BLACK OR COL LEAO NOP	GROSS				
1 U KINGDOM	884	2 112	1 747	3 996	9257
55 GERMANY W	2 265	3 847	3 152	9 410	
246 CZECHO S			714	926	
553 CHINA COM			2 000	10 41	
559 JAPAN	402	589	6 312	6 400	
990 U STATES	946	3 258	2 464	9 699	
	4 497	9 806	16 389	31 472	
PENCILS MECHANICAL					
1 U KINGDOM				2 312	9258
49 DENMARK		566		625	
55 GERMANY W		214		1 957	
559 JAPAN				1 132	
990 U STATES		1 991		8 501	
		2 771		14 527	
PENS FOUNTAIN EXCPT BALL POINT					
1 U KINGDDM		916		1 411	9259
55 GERMANY W				6 799	
67 ITALY		3 241		15 661	
516 HONG KONG				394	
990 U STATES		2 250		4 113	
		6 407		28 376	
PENS N O P PENHOLDERS RULERS					
1 U KINGDOM		495		5 783	9260
55 GERMANY W		534		2 184	
67 ITALY				235	
73 NETHRLNDS		265		683	
559 JAPAN		666		2 176	
990 U STATES		2 248		6 477	
		24 208		7 583	
PRECIOUS STONES NOT MOUNTED					
1 U KINGDOM		30 174		102 576	9262
43 AUSTRIA		49 794		165 061	
54 FRANCE		20 186		23 423	
55 GERMANY W		41 892		142 811	
67 ITALY		361		682	
73 NETHRLNDS		116		620	
82 SPAIN		1 574		1 574	
86 SWITZRLND		2 981		5 890	
246 CZECHO S		3 810		41 063	
516 HONG KONG		1 286		4 758	
519 INDIA		627		3 624	
553 CHINA COM		1 390		1 541	
559 JAPAN		21 907		32 350	
583 THAILAND		362		3 555	
614 AUSTRALIA		685		2 599	
752 BRAZIL				1 521	
874 MEXICO		899		1 093	
886 P RICO		2 548		2 548	
990 U STATES		50 853		169 874	
		428 617		998 320	
PULLEYS BELT POWER TRANS NOP					
1 U KINGDOM		786		9087	9263
55 GERMANY W				188	
85 SWEDEN				12 490	
990 U STATES		59 527		155 465	
		60 313		177 230	
SHOW CASES AND METAL PARTS					
1 U KINGDOM				126	9265
55 GERMANY W				130	
990 U STATES		23 234		81 407	
		23 234		81 663	
SIGNS LETTERS OTHER THAN PAPER					
1 U KINGDOM		6 111		120 67	9266
44 BELG LUX		1 501		1 501	
54 FRANCE				196	
55 GERMANY W		2 702		30 37	
85 SWEDEN				307	
559 JAPAN				143	
990 U STATES		82 411		217 189	
		92 725		234 440	
MEASURING RULES AND TAPES					
1 U KINGDOM		5 671		19 898	9267
55 GERMANY W		7 450		11 610	
73 NETHRLNDS		970		1 734	
86 SWITZRLND		63		63	
559 JAPAN		672		4 879	
990 U STATES		40 428		118 855	
		55 264		157 039	

IMPORTS BY COMMODITIES AND COUNTRIES

Commodity and Country	MARCH 1961		JANUARY TO MARCH 1961		Class Number
	Quantity	Value (\$)	Quantity	Value (\$)	
WASTE AND JUNK N O P	CWT				9269
1 U KINGDOM	449	2248	885	4651	
990 U STATES	26069	16263	67799	34038	
	26518	18511	68684	38689	
WAX VEGETABLE AND MINERAL NOP	LB				9270
55 GERMANY W	11660	6784	18480	10628	
752 BRAZIL	43913	31000	113945	82563	
874 MEXICO	100	58	11918	6557	
990 U STATES	97350	63844	336342	217609	
	153023	101686	480685	317357	
WAX AND MANUFACTURES N O P					9271
1 U KINGDOM		1232		2620	
55 GERMANY W				10818	
67 ITALY				216	
86 SWITZRLND		162		162	
427 UN SO AFR		4146		4146	
990 U STATES		66146		122062	
		71686		140024	
PREFAB BLDGS PANELS STRUCTURES					9273
1 U KINGDOM		45046		262095	
54 FRANCE		129		50750	
67 ITALY		33027		104887	
990 U STATES		183408		541368	
		261610		959100	
UNENUMERATED ARTICLES					9274
990 U STATES				557869	
				557869	
SHIPMENTS UNDER 50 DOLLARS					9275
1 U KINGDOM		179339		420824	
43 AUSTRIA		2013		4874	
44 BELG LUX		5113		9112	
49 DENMARK		3501		8142	
53 FINLAND		430		1272	
54 FRANCE		16875		43182	
55 GERMANY W		30549		89877	
59 GREECE		221		757	
63 ICELAND		7		7	
64 IRELAND		447		1186	
67 ITALY		11494		26004	
73 NETHRLNDS		11277		24324	
76 NORWAY		1091		2783	
78 PORTUGAL		520		2250	
82 SPAIN		962		3687	
85 SWEDEN		3671		9335	
86 SWITZRLND		9456		16728	
245 BULGARIA				65	
246 CZECHOS		920		3109	
258 GERMANY E		369		809	
262 HUNGARY		186		1266	
277 POLAND		643		1304	
279 ROUMANIA		325		552	
287 U S S R		38		135	
288 YUGO SLAV		121		307	
347 IRAN		18		53	
355 ISRAEL		704		1812	
358 JORDAN				16	
363 LEBANON		6		101	
385 UAR EGYPT		70		454	
386 UAR SYRIA				2	
414 GHANA				8	
415 KENYA		92		97	
418 NIGERIA		50		60	
425 TANGANYKA				99	
426 UGANDIA				30	
427 UN SO AFR		862		2292	
429 B AFR NES		48		132	
443 ALGERIA				130	
449 CONGO		30		30	
457 FR W AFR				50	
462 FR AF NES		20		20	
473 MOROCCO		89		99	
513 CEYLON		27		131	
516 HONG KONG		5234		22444	
519 INDIA		997		1803	
524 MALAYA		20		81	
527 PAKISTAN		103		439	
548 CAMB LAOS				4	
553 CHINA COM		144		453	
556 INDONESIA				53	
559 JAPAN		20784		61416	
567 PHIL		88		101	
578 TAIWAN		269		748	
583 THAILAND		5		83	
586 VIET NAM				157	
614 AUSTRALIA		1253		2909	
617 FIJI				15	
622 NEW ZEAL		406		595	
716 B GUIANA		131		281	
744 ARGENTINA		669		900	
752 BRAZIL		44		54	
755 CHILE		3488		6252	
763 ECUADOR				410	
774 PERU		96		125	
782 URUGUAY				112	
785 VENEZUELA		136		206	
813 BAHAMAS		166		1257	

IMPORTS BY COMMODITIES AND COUNTRIES

Commodity and Country	MARCH 1961		JANUARY TO MARCH 1961		Class Number
	Quantity	Value (\$)	Quantity	Value (\$)	
815 BERMUDA		147		796	
817 B HOND		641		1352	
822 BARBADOS		145		404	
824 JAMAICA		826		1334	
826 LEEW WIND		11		11	
828 TRINIDAD		151		552	
845 C RICA		125		125	
848 CUBA		169		665	
855 DOM REP		25		90	
857 EL SALVD		67		67	
862 FR W IND				27	
864 GUATEMALA		324		946	
867 HAITI		263		280	
869 HONDURAS		323		511	
874 MEXICO		4137		7681	
883 PANAMA		43		326	
886 P RICO		932		1990	
949 GREENLAND				80	
954 ST PIERRE		120		405	
990 U STATES		4497671		12478278	
		4821737		13274325	

IMPORTS BY COMMODITIES AND COUNTRIES

Commodity and Country	MARCH 1961		JANUARY TO MARCH 1961		Class Number
	Quantity	Value (\$)	Quantity	Value (\$)	
GROUP 10					
SPECIAL TRANSACTIONS NON TRADE					
GOLD UNREFINED	TR 02				9905
GOLD REFINED	TR 02				9925
1 U KINGDOM	35	701	1188	41408	
785 VENEZUELA	322	11390	322	11390	
813 BAHAMAS	3948	131320	14499	502489	
990 U STATES	775	26978	40313	1404998	
	5080	170389	56322	1960285	
GOLD COIN					9945
1 U KINGDOM		11367		32203	
86 SWITZRLND		2285		145754	
785 VENEZUELA				3689	
855 DOM REP				804654	
876 NETH ANT		13500		22390	
990 U STATES		1225		2181	
		28377		1010871	
CURRENT COIN M O P					9965
1 U KINGDOM				493	
73 NETHRLNOS				100	
990 U STATES		42179		147799	
		42179		148392	
IMPORTS FOR DIPLOMATS ETC					9980
1 U KINGDOM		1066569		3962976	
43 AUSTRIA		150		435	
44 BELG LUX		63676		63896	
49 DENMARK		1849		8177	
53 FINLAND		100		1000	
54 FRANCE		357808		1054074	
55 GERMANY W		128746		329989	
59 GREECE				32480	
64 IRELAND		60		2050	
67 ITALY		17615		33719	
73 NETHRLNDS		12142		30812	
76 NORWAY				223	
78 PORTUGAL		2580		5633	
82 SPAIN		120		217	
85 SWEDEN		120		2943	
86 SWITZRLND		480		1836	
246 CZECHO S		415		1615	
277 POLAND		100		450	
287 U S S R		50		865	
347 IRAN		89		89	
355 ISRAEL		100		5287	
382 TURKEY				200	
385 UAR EGYPT		3749		98352	
386 UAR SYRIA				51	
418 NIGERIA				25000	
427 UN SO AFR		900		1775	
429 B AFR NES				19558	
449 CONGO		500		4830	
516 HONG KONG				356	
519 INDIA		1339		9421	
524 MALAYA				9000	
527 PAKISTAN		100		540	
556 INDONESIA				1681	
559 JAPAN		965		2359	
567 PHIL		100		500	
586 VIET NAM		331		331	
614 AUSTRALIA		150		2440	
622 NEW ZEAL				575	
716 B GUIANA				2699	
744 ARGENTINA				3000	
752 BRAZIL		300		300	
755 CHILE				3404	
763 ECUADOR				600	
774 PERU				60	
785 VENEZUELA		485		3485	
815 BERMUDA				200	
822 BARBADOS		200		331	
824 JAMAICA				982	
828 TRINIDAD				131	
848 CUBA				2259	
855 OOM REP				1484	
867 HAITI				114	
874 MEXICO		160		160	
886 P RICO				96	
954 ST PIERRE				1267	
990 U STATES		2803701		9398112	
		4465749		15134419	
SETTLERS EFFECTS					9982
1 U KINGDOM		126843		368921	
19 MALTA		60		2495	
43 AUSTRIA		2550		7470	
44 BELG LUX		7955		21636	
49 DENMARK		1060		16068	
53 FINLAND		3300		7375	
54 FRANCE		10762		52841	
55 GERMANY W		89124		200271	
59 GREECE		1050		4020	

IMPORTS BY COMMODITIES AND COUNTRIES

Commodity and Country	MARCH 1961		JANUARY TO MARCH 1961		Class Number
	Quantity	Value (\$)	Quantity	Value (\$)	
64 IRELAND		75		3150	
67 ITALY		25934		69443	
73 NETHRLNDS		35031		113293	
76 NORWAY		4288		6948	
78 PORTUGAL		1495		4990	
82 SPAIN		1000		5505	
85 SWEDEN		700		7112	
86 SWITZRLND		4275		13160	
246 CZECHOS		1266		1566	
262 HUNGARY		1000		7600	
277 POLAND		1750		10500	
279 ROUMANIA		500		600	
287 U S				1000	
288 YUGO SLAV		500		1250	
316 CYPRUS				50	
344 ETHIOPIA				250	
347 IRAN				3121	
355 ISRAEL		3290		15638	
363 LEBANON		400		6448	
366 LIBYA		10000		10500	
382 TURKEY				1700	
385 UAR EGYPT		500		1100	
415 KENYA		465		580	
418 NIGERIA		5153		5278	
422 RHOO NYAS				8014	
425 TANGANYKA				135	
427 UN SO AFR		9433		36003	
443 ALGERIA				600	
449 CONGO		750		750	
473 MOROCCO		600		600	
516 HONG KONG		11180		30014	
519 INDIA		1628		9384	
524 MALAYA				4853	
527 PAKISTAN		18423		41739	
545 BURMA				500	
548 CAMB LAOS				300	
556 INDONESIA				1000	
559 JAPAN		5868		7744	
567 PHIL				4000	
614 AUSTRALIA		4825		13050	
617 FIJI		500		500	
622 NEW ZEAL		5480		12655	
716 B GUIANA		50		1650	
744 ARGENTINA		1000		2050	
752 BRAZIL		118		2698	
755 CHILE				2000	
758 COLOMBIA		451		451	
763 ECUADOR				2030	
774 PERU				1040	
782 URUGUAY				100	
785 VENEZUELA		5205		8068	
813 BAHAMAS				6425	
815 BERMUDA		899		3702	
822 BARBADOS		300		800	
824 JAMAICA		30280		32108	
826 LEEW WIND		1800		1800	
828 TRINIDAD		1641		5208	
848 CUBA		2000		14934	
855 DOM REP				1300	
862 FR WIND		1000		1000	
867 HAITI				100	
874 MEXICO				5005	
876 NETH ANT		200		700	
879 NICARAGUA				1000	
990 U STATES		1234876		3618442	
PRIVATE DONATIONS AND GIFTS		1678833		4856331	9984
1 U KINGDOM		6651		45354	
44 BELG LUX				367	
49 DENMARK		610		821	
54 FRANCE		400		1567	
55 GERMANY W		600		2175	
64 IRELAND				350	
67 ITALY				885	
73 NETHRLNDS		1956		3503	
76 NORWAY				2506	
85 SWEDEN		75		75	
86 SWITZRLND		75		475	
427 UN SO AFR		1775		2375	
516 HONG KONG				150	
524 MALAYA				1700	
614 AUSTRALIA		1556		1856	
622 NEW ZEAL				50	
716 B GUIANA				290	
758 COLOMBIA				2000	
815 BERMUDA		318		318	
822 BARBADOS				412	
990 U STATES		47039		162648	
TOURIST PURCHASES DUTY FREE		61055		229877	9986
1 U KINGDOM		191985		657795	
15 GIBRALTAR		100		351	
19 MALTA		167		275	
43 AUSTRIA		15479		40312	
44 BELG LUX		2895		8421	
49 DENMARK		7632		31068	

IMPORTS BY COMMODITIES AND COUNTRIES

Commodity and Country	MARCH 1961		JANUARY TO MARCH 1961		Class Number
	Quantity	Value (\$)	Quantity	Value (\$)	
53 FINLAND		527		1374	
54 FRANCE		57043		147485	
55 GERMANY W		70275		211381	
59 GREECE		1710		11985	
63 ICELAND				30	
64 IRELAND		7018		24303	
67 ITALY		57206		140331	
73 NETHRLNDS		29788		87490	
76 NORWAY		5565		10835	
78 PORTUGAL		4064		13863	
82 SPAIN		13735		25314	
85 SWEDEN		2312		9573	
86 SWITZRLND		17470		45455	
246 CZECHO S		855		3646	
262 HUNGARY		189		600	
277 POLAND		1152		2836	
279 ROUMANIA				31	
287 U S S R				883	
288 YUGO SLAV		52		114	
347 IRAN		44		592	
355 ISRAEL		15373		35035	
358 JORDAN				553	
363 LEBANON		226		579	
366 LIBYA		48		222	
382 TURKEY		369		369	
385 UAR EGYPT		15805		32195	
386 UAR SYRIA		154		154	
414 GHANA				89	
415 KENYA		281		1360	
418 NIGERIA				60	
422 RHOD NYAS		52		193	
427 UN SO AFR				298	
429 B AFR NES		1816		7003	
443 ALGERIA				15	
449 CONGO		1767		4372	
473 MOROCCO		440		3002	
484 SPAN AFR		44		278	
516 HONG KONG		18115		32494	
519 INDIA		7204		12208	
524 MALAYA		19		1546	
527 PAKISTAN		780		1697	
556 INDONESIA				158	
559 JAPAN		20478		47340	
578 TAIWAN		261		542	
583 THAILAND				77	
586 VIET NAM				330	
614 AUSTRALIA		2826		7713	
617 FIJI				357	
622 NEW ZEAL		1339		3034	
654 FR NE OCE		198		198	
716 B GUIANA		223		671	
744 ARGENTINA		3039		3552	
747 BOLIVIA				35	
752 BRAZIL		5693		8441	
755 CHILE		691		1174	
758 COLOMBIA		659		780	
763 ECUADOR		67		67	
769 PARAGUAY				49	
774 PERU		482		1536	
782 URUGUAY		18		18	
785 VENEZUELA		1354		3826	
813 BAHAMAS		33585		7394	
815 BERMUDA		45300		71388	
822 BARBADOS		31438		43673	
824 JAMAICA		70648		127447	
826 LEEW WIND		1778		2531	
828 TRINIDAD		2852		6116	
845 C RICA		50		148	
848 CUBA		634		1626	
862 FR W IND		118		118	
864 GUATEMALA		423		595	
867 HAITI		6924		15563	
874 MEXICO		114185		221528	
876 NETH ANT		4382		9788	
883 PANAMA		1046		1521	
886 P RICO		18202		22064	
887 VIRGIN IS		1911		5451	
949 GREENLAND		472		1274	
954 ST PIERRE		1067		2868	
990 U STATES		3904024		8350764	
IMPORTS FOR EXHIB		4826123		10647820	
COMPETITION					9988
1 U KINGDOM		25870		191271	
54 FRANCE		18000		18000	
55 GERMANY W		1732		2632	
67 ITALY				7000	
85 SWEDEN				1500	
427 UN SO AFR				2275	
828 TRINIDAD		5730		5730	
848 CUBA				500	
874 MEXICO		328065		328065	
990 U STATES		661366		2766801	
MOTION PICT FILM		1040763		3323774	
NOT SOLD EXP	FT				9990
1 U KINGDOM		141152	9590	259904	21180
54 FRANCE		408238	28221	892403	54402

IMPORTS BY COMMODITIES AND COUNTRIES

Commodity and Country	MARCH 1961		JANUARY TO MARCH 1961		Class Number
	Quantity	Value (\$)	Quantity	Value (\$)	
246 CZECHOSLOVAKIA			16844	1348	
385 UAR EGYPT	17580	3000	110246	15070	
449 CONGO			68392	8000	
519 INDIA			3000	500	
614 AUSTRALIA			38607	2990	
815 BERMUDA	3100	200	15179	680	
954 ST PIERRE	9883	805	25053	2880	
990 U STATES	2454135	185275	5281726	510792	
	3034088	227091	6711354	617842	
PHOTO FILM PLATES NOT SOLD EXP					9992
1 U KINGDOM		300		3158	
54 FRANCE		100		260	
614 AUSTRALIA		500		2500	
824 JAMAICA		290		810	
867 HAITI		300		300	
990 U STATES		7391		25242	
		8881		32270	

Value, Price and Volume Indexes of Imports

The following table gives index numbers of the declared (statistical) value of imports by months, and of the unit value (price) and volume of these imports. The value index expresses the value of imports in a given month as a percentage of the monthly average in the base year. The price index is of the fixed-weight aggregative (Laspeyres) type, and combines unit values calculated from the monthly import statistics with specified wholesale or other price quotations. These latter quotations are used where inadequate quantity reporting or insufficiently homogeneous items in the trade statistics prevent the obtaining of sufficiently representative unit value series. The volume index is derived by dividing the value index by the corresponding price index, and is, therefore, of the currently-weighted (Paasche) type. These indexes are computed with 1948 as an interim reference base pending conversion to the Bureau's official post-war reference base (1949).

In computing the price index certain adjustments were made to the regular grouping of commodities used in the trade statistics, and all three indexes are presented on the basis of these adjusted groups. The chief adjustments are as follows: the two groups "agricultural and vegetable products" and "animals and animal products" have been combined into one group now titled "agricultural and animal products"; the sub-group "rubber and its products" (1678-1732) and the item "advertising matter" (4291) have been transferred to the "miscellaneous products" group; three "ships" items (9155-57) have been transferred to the "iron and steel and their products" group; and a few other adjustments designed to improve group classification by component material have been made. Beginning with statistics for January, 1960, the trade totals used for the purpose of all three indexes are also adjusted for "Special Transactions - Non-Trade" as described in the blue pages of the January, 1960, issue of this report. It should be noted that the item "arms, etc., British or N.A.T.O. countries" (9196) was already being deducted for index purposes from the "miscellaneous products" group and from the grand total prior to January, 1960.

These indexes are currently computed from the original data for months, quarters and calendar years. Approximate indexes for other periods may be obtained by averaging the monthly values. Although such indexes will be less accurate than would result from a separate computation based on the original data, the margin of error is insufficient to necessitate a lengthy separate computation.

A complete record of these series by months for the post-war period is published in issues of Volume I of the annual report "Trade of Canada". Some additional commodity information appears in issues of the "Review of Foreign Trade". Details of the computation of the price indexes are given in D.B.S. Reference Paper, No. 8, 1950, titled "Export and Import Price Indexes by Months, July, 1945 - June, 1950 (1948 = 100)".

MONTHLY INDEX NUMBERS OF DECLARED VALUES, PRICES AND PHYSICAL VOLUME OF IMPORTS, BY GROUPS

Interim base, 1948 = 100


Month	Total			Agricultural and Animal Products			Fibres and Textiles			Wood Products and Paper			
	1959	1960	1961	1959	1960	1961	1959	1960	1961	1959	1960	1961	
INDEX OF DECLARED VALUES													
1	January	184.8	183.1	197.6	152.9	130.7	151.7	111.3	122.2	129.3	316.5	321.1	363.0
2	February	174.9	207.5	181.1	132.4	149.5	149.9	109.8	135.8	117.6	355.3	396.2	359.0
3	March	198.3	217.2	211.1	151.0	159.5	177.5	112.6	136.0	148.0	344.2	385.9	371.4
4	April	237.2	218.6		186.8	187.0		136.0	126.6		374.9	347.8	
5	May	231.9	236.5		216.4	215.7		131.5	121.7		356.4	384.4	
6	June	234.9	223.0		191.5	193.8		126.0	127.1		384.0	382.9	
7	July	219.3	194.2		175.3	161.9		119.7	123.0		350.2	332.4	
8	August	195.9	203.7		168.5	178.4		115.4	129.2		406.0	368.9	
9	September	205.6	195.9		189.1	167.0		119.3	107.0		421.7	370.8	
10	October	220.2	205.0		200.5	200.1		120.0	112.1		423.5	380.1	
11	November	220.1	235.3		224.1	248.8		129.6	130.5		391.4	374.0	
12	December	201.9	197.1		198.3	208.5		119.6	110.5		353.7	322.6	
AI	Annual Index	210.4	209.8		182.2	183.4		120.9	124.6		373.1	363.9	
INDEX OF PRICES													
1	January	114.9	114.8	118.1	91.4	88.8	94.0	83.7	87.6	93.8	140.0	139.9	144.6
2	February	115.8	114.7	118.3 ^r	91.2	88.9	95.0 ^r	83.8	87.2	94.0 ^r	140.5	140.0	144.9
3	March	115.7	114.1	117.7	93.7	89.8	94.6	83.4	87.3	94.3	140.2	140.4	144.4
4	April	115.0	116.1		92.4	91.6		79.9	86.3		140.0	141.3	
5	May	114.7	116.8		93.4	90.4		80.6	87.2		139.7	142.4	
6	June	114.7	118.1		93.4	93.0		81.0	87.6		139.6	142.6	
7	July	114.2	117.6		91.7	91.3		80.5	88.6		139.7	142.9	
8	August	114.1	116.6		91.1	92.0		82.3	88.5		139.5	143.1	
9	September	113.8	117.0		92.5	92.7		82.6	88.9		139.3	143.1	
10	October	113.5	116.8		93.2	94.1		81.7	89.7		138.8	143.5	
11	November	113.5	116.0		90.4	92.9		83.4	89.8		139.2	143.4	
12	December	114.2	116.5		89.1	92.3		85.5	91.4		139.4	143.9	
AI	Annual Index	114.4	116.1		91.2	91.1		81.2	88.0		139.7	143.2	
INDEX OF PHYSICAL VOLUME													
1	January	160.8	159.5	167.3	167.3	147.2	161.4	133.0	139.5	137.8	226.1	219.5	251.0
2	February	151.0	180.9	153.1 ^r	145.2	168.2	157.8 ^r	131.0	155.7	125.1 ^r	252.9	283.0	347.8
3	March	171.4	190.4	179.4	161.2	177.6	187.6	135.0	155.8	156.9	245.5	274.9	257.2
4	April	206.3	188.3		202.2	204.1		170.2	146.7		267.8	246.1	
5	May	202.2	202.5		231.7	238.6		163.2	139.6		255.1	269.9	
6	June	204.8	188.8		205.0	208.4		155.6	145.1		275.1	268.5	
7	July	192.0	165.1		191.2	177.3		148.7	138.8		250.7	232.6	
8	August	171.7	174.7		185.0	193.9		140.2	146.0		291.0	257.8	
9	September	180.7	167.4		204.4	180.2		144.4	120.4		302.7	259.1	
10	October	194.0	175.5		215.1	212.6		146.9	125.0		305.1	264.9	
11	November	193.9	202.8		247.9	267.8		155.4	145.3		271.1	260.8	
12	December	176.8	169.2		222.6	225.9		139.9	120.9		253.7	224.2	
AI	Annual Index	183.9	180.7		199.6	201.3		146.9	141.6		267.1	255.9	

^r Revised figures.

MONTHLY INDEX NUMBERS OF DECLARED VALUES, PRICES AND PHYSICAL VOLUME OF IMPORTS, BY GROUPS

Interim base, 1948 = 100

Iron and Steel and their Products			Non-Ferrous Metals and their Products			Non-Metallic Minerals and their Products			Chemicals and Fertilizers			Miscellaneous Products			
1959	1960	1961	1959	1960	1961	1959	1960	1961	1959	1960	1961	1959	1960	1961	
INDEX OF DECLARED VALUES															
238.0	249.6	231.7	249.7	265.1	319.4	104.8	93.6	100.1	225.1	230.1	255.2	254.3	307.7	482.8	1
220.7	281.5	215.1	245.9	300.4	257.7	94.9	91.8	89.9	240.6	253.7	257.0	333.5	416.5	409.1	2
264.7	300.3	264.9	288.1	323.9	291.3	100.3	97.3	86.2	280.8	284.5	348.5	367.4	389.2	430.1	3
331.1	296.2		327.5	295.6		102.0	89.9		297.6	299.1		489.9	457.4		4
313.7	312.5		286.0	331.0		115.3	111.8		304.4	322.2		398.6	421.7		5
325.2	289.9		341.2	303.5		112.5	115.1		308.2	322.3		410.8	395.1		6
298.4	239.8		301.2	271.0		122.4	113.2		260.6	256.7		390.6	363.8		7
217.3	221.7		375.1	339.6		121.3	131.3		255.6	287.1		330.8	382.0		8
233.7	219.0		316.3	317.8		131.9	126.8		264.2	288.2		357.9	381.0		9
260.6	237.1		340.1	311.1		132.8	114.6		310.0	294.1		377.1	393.3		10
249.1	267.1		326.8	341.2		131.3	129.2		313.4	328.3		382.1	489.8		11
242.8	219.8		288.7	266.5		119.0	105.9		248.5	266.5		343.4	468.2		12
266.3	261.2		307.2	305.6		115.7	110.0		275.7	286.1		377.4	405.5		AI
INDEX OF PRICES															
144.9	144.7	150.1	134.2	136.7	141.3	103.4	99.1	98.9	112.6	110.0	113.9	111.0	125.1	116.0	1
147.1	144.2	149.9	135.2	137.3	139.8	104.4	98.9	100.1 ^F	111.1	110.0	113.9 ^F	111.7	125.9	115.2	2
146.1	144.1	149.7	135.2	136.9	136.5	103.4	96.3	99.6	111.2	109.6	113.8	112.4	125.0	111.9	3
145.2	145.9		135.1	138.3		104.8	100.8		111.8	111.0		111.6	126.2		4
144.7	147.8		135.1	139.6		102.3	100.5		112.4	111.7		113.8	128.6		5
143.8	148.7		134.7	139.8		103.2	102.1		110.9	112.2		114.7	131.8		6
143.5	148.1		135.4	137.8		101.9	101.5		111.2	113.5		118.0	132.0		7
143.2	146.4		135.1	138.0		101.6	99.2		110.9	113.3		118.1	130.7		8
142.8	146.8		134.5	137.6		99.6	100.8		111.4	112.8		118.8	127.0		9
142.4	147.5		134.9	139.5		98.6	98.3		109.6	113.4		119.6	121.3		10
143.4	146.2		135.3	138.2		98.2	98.0		110.0	112.3		120.2	120.1		11
143.6	148.3		135.6	138.6		99.7	97.4		109.9	113.5		122.5	117.1		12
144.2	146.5		135.1	138.3		101.8	99.1		110.9	111.9		116.3	125.7		AI
INDEX OF PHYSICAL VOLUME															
164.3	172.5	154.4	186.1	193.9	226.0	101.4	94.5	101.2	199.9	209.2	224.1	229.1	246.0	416.2	1
150.0	195.2	143.5	181.9	218.8	184.3	90.9	92.8	89.8 ^F	216.6	230.6	225.6 ^F	298.6	330.8	355.1	2
181.2	208.4	177.0	213.1	236.6	213.4	97.0	101.0	86.5	252.5	259.6	306.3	326.9	311.4	384.4	3
228.0	203.0		242.4	213.7		97.3	89.2		266.2	269.5		439.0	362.4		4
216.8	211.4		211.7	237.1		112.7	111.2		270.8	288.5		350.3	327.9		5
226.1	195.0		253.3	217.1		109.0	112.7		277.9	287.3		358.2	299.8		6
207.9	161.9		222.5	196.7		120.1	111.5		234.4	226.2		331.0	275.6		7
151.7	151.4		277.6	246.1		119.4	132.4		230.5	253.4		280.1	292.3		8
163.7	149.2		235.2	231.0		132.4	125.8		237.2	255.5		301.3	300.0		9
183.0	160.7		252.1	223.0		134.7	116.6		282.8	259.3		315.3	324.2		10
173.7	182.7		241.5	246.9		133.7	131.8		284.9	292.3		317.9	407.8		11
169.1	148.2		212.9	192.3		119.4	108.7		226.1	234.8		280.3	399.8		12
184.7	178.3		227.4	221.0		113.7	111.0		248.6	255.7		324.5	322.6		AI





FORWARD TO THE

MEMBERS

OF THE



FOR THE

MEMBERS

OF THE




AMERICAN
UNIVERSITY

WASHINGTON
D.C.

AMERICAN
UNIVERSITY

WASHINGTON
D.C.

STATISTICS CANADA LIBRARY
BIBLIOTHEQUE STATISTIQUE CANADA



1010492917

