

CATALOGUE No.

65-007

MONTHLY



CANADA

TRADE OF CANADA

IMPORTS

OCTOBER, 1961


AND

TEN MONTHS ENDED OCTOBER 1961

DOMINION BUREAU OF STATISTICS

International Trade Division

External Trade Section



CHANGES AFFECTING PREVIOUS REPORTS
Cumulative Totals adjusted in October Report

1961
Import
List No. 10

IMPORTS

February, 1961

Class Number

5698 - Deduct from United States	-	\$ 25,449
9237 - Add to United States	-	\$ 25,449
6082 - Deduct from United States	-	\$ 10,000
9195 - Deduct from United States	-	\$ 24,922
3489 - Add to United States	21,724 lb.	\$ 24,922

March, 1961

Class Number

6302 - Deduct from Japan	9,000 no.	\$ 216
6309 - Add to Japan	9,000 no.	\$ 216

July, 1961

Class Number

6302 - Deduct from Japan	501,500 no.	\$ 18,885
6309 - Add to Japan	626,500 no.	\$ 18,885

August, 1961


Class Number

5261 - Add to United States	2 no.	-
-----------------------------	-------	---

September, 1961

Class Number

3460 - Deduct from Japan	275 lb.	\$ 1,038
3461 - Add to Japan	1,230 lb.	\$ 1,038
7173 - Deduct from Netherlands Antilles	5,861,487 gal.	\$274,280



DOMINION BUREAU OF STATISTICS

International Trade Division

External Trade Section

TRADE OF CANADA

IMPORTS

OCTOBER, 1961

AND

TEN MONTHS ENDED OCTOBER, 1961

Published by Authority of

The Honourable George Hees, Minister of Trade and Commerce

Year	Jan	Feb	Mar	Apr	May	Jun	Jul	Aug	Sep	Oct	Nov	Dec
2002	100	100	100	100	100	100	100	100	100	100	100	100
2003	100	100	100	100	100	100	100	100	100	100	100	100
2004	100	100	100	100	100	100	100	100	100	100	100	100
2005	100	100	100	100	100	100	100	100	100	100	100	100
2006	100	100	100	100	100	100	100	100	100	100	100	100
2007	100	100	100	100	100	100	100	100	100	100	100	100
2008	100	100	100	100	100	100	100	100	100	100	100	100
2009	100	100	100	100	100	100	100	100	100	100	100	100
2010	100	100	100	100	100	100	100	100	100	100	100	100
2011	100	100	100	100	100	100	100	100	100	100	100	100
2012	100	100	100	100	100	100	100	100	100	100	100	100
2013	100	100	100	100	100	100	100	100	100	100	100	100
2014	100	100	100	100	100	100	100	100	100	100	100	100
2015	100	100	100	100	100	100	100	100	100	100	100	100
2016	100	100	100	100	100	100	100	100	100	100	100	100
2017	100	100	100	100	100	100	100	100	100	100	100	100
2018	100	100	100	100	100	100	100	100	100	100	100	100
2019	100	100	100	100	100	100	100	100	100	100	100	100
2020	100	100	100	100	100	100	100	100	100	100	100	100
2021	100	100	100	100	100	100	100	100	100	100	100	100
2022	100	100	100	100	100	100	100	100	100	100	100	100
2023	100	100	100	100	100	100	100	100	100	100	100	100

TABLE OF CONTENTS

	Page
EXPLANATORY NOTES	2
KEY TO ABBREVIATIONS OF COUNTRIES	3
 SUMMARY TABLES:	
Imports by Countries	4
Imports by Main Groups	7
 DETAILED TABLES:	
Imports by Commodities and Countries:	
Agricultural and Vegetable Products (except Chemicals, Fibres and Wood):	Class Number
A – Mainly Food	1 to 390
B – Other than Food	1501 to 1846
Animals and Animal Products (except Chemicals and Fibres)	2012 to 2347
Fibres, Textiles and Textile Products	3001 to 3999
Wood, Wood Products and Paper	4002 to 4311
Iron and Its Products	5001 to 5894
Non-Ferrous Metals and Their Products (except Gold).....	6001 to 6325
Non-Metallic Minerals and Their Products (except Chemicals).....	7001 to 7315
Chemicals and Allied Products	8001 to 8950
Miscellaneous Commodities	9000 to 9275
Special Transactions – Non-Trade	9905 to 9992

VALUE, PRICE AND VOLUME INDEXES at end of report.

EXPLANATORY NOTES

1. **Source of Data.** Statistics of imports are based upon the declarations of importers (import entries) as subsequently checked by customs officials.
2. **Valuation.** The value of goods imported is usually the value as determined for customs duty purposes. In most cases this corresponds to the value shown on the invoice accompanying the goods, converted to Canadian dollars at authorized exchange rates (usually the commercial rate prevailing at the date on which the goods were actually dispatched to Canada), and excluding such charges as freight, insurance, handling and taxes. In effect, therefore, import values are taken f.o.b. point of shipment in the country of export.

Effective with statistics for January, 1959, the statistical value of imports on which dumping duty has been collected is considered to be the value of the goods as declared by the importer (i.e. the value for duty less the amount of dumping duty). This change in procedure is to conform with the principle that trade statistics should show, whenever possible, the actual amount paid for imports. Previously the statistical value of such imports was considered to be the value for duty.

3. **Units of Quantity.** Weight, where shown, is the net weight of the goods, excluding the weight of such packing as is required for shipment, except in certain special cases otherwise defined in the Customs Tariff. The expression "ton" means 2,000 pounds, and "cwt." 100 pounds, avoirdupois. Where other units of quantity are used, Imperial standards apply.

In this report are statistical classes such as "lawn mowers, power, and parts" which show a quantity in "number" and a value. In these classes the "number" refers only to the number of substantially complete units imported, while the value includes also the value of any parts of the commodity imported. For such classes the average value per unit cannot be ascertained.

4. **Coverage.** Statistics of imports include substantially all goods which enter Canada and are cleared by customs officials for domestic sale or use. The series therefore includes goods which are cleared by customs immediately on entry into the country, and goods cleared out of customs warehouses; but excludes goods placed in customs warehouses on entering the country. The technical phrase "Imports entered for consumption" which is sometimes used to describe Canadian import statistics does not imply that all imports will actually be consumed in Canada, but only that they are free to be so consumed without further customs formalities.
5. **Exclusions.** Import statistics exclude gold, but include gold products where the value of the gold content is less than 80% of the value of the commodity. A small amount of gold scrap in the form of jewellers' sweepings is also included. Other important exclusions are goods for the use of United States forces stationed at treaty bases in Canada, ships of British construction and registry imported for use in Canada, ships purchased for use in foreign trade, bunker supplies and ships' stores purchased by Canadian vessels abroad, temporary imports for exhibition or competition, Canadian-owned military equipment returned to Canada, and, from January 1, 1960, goods imported for foreign armed forces or diplomats stationed in Canada, settlers' effects, private donations and gifts, and tourist purchases exempt from duty (see blue pages of the January, 1960, issue of this report).
6. **Countries Credited.** Imports are usually credited to the country from which the goods were consigned to Canada. The country of consignment is the country from which goods have come to Canada without interruption of transit except in the course of transfer from one means of conveyance to another.

An exception to this rule is made in the case of imports of goods originating in Central or South America (including the Antilles and Bermuda) which are consigned to Canada from the United States. These imports are credited to the country in which the goods originated.

7. **Time Periods.** Import statistics for any month include all goods declared on import entries received at the Bureau of Statistics during the calendar month in question.
8. **Abbreviations.** Many descriptions of countries and commodities used in this report are abbreviated or incomplete because of mechanical limitations. A key to abbreviations of countries appears in this report, and full descriptions of all commodities appear in Volume III of the annual report "Trade of Canada". The letters "N.O.P." mean "not otherwise provided for", "N.E.S.", "not elsewhere specified".
9. **Revisions.** All statistics in this report are subject to revision. Revisions to previous reports are published on the coloured pages at the beginning of each monthly report.

KEY TO ABBREVIATIONS OF COUNTRIES

Note: The classification of Countries with a statement of the territorial limits used for statistical purposes will be found in the blue pages of the January, 1960 report with additional amendments of coverage in the January, 1961 report.

Afghan	Afghanistan	Italy	Italy
Albania	Albania	Jamaica	Jamaica
Algeria	Algeria	Japan	Japan
Angola	Angola	Jordan	Jordan
Argentina	Argentina	Kenya	Kenya
Australia	Australia	Korea	Korea
Austria	Austria	Kuwait	Kuwait
Bahamas	Bahamas	Lebanon	Lebanon
Bahrain	Bahrain	Leew Wind	Leeward and Windward Islands
Barbados	Barbados	Liberia	Liberia
Belg Lux	Belgium and Luxembourg	Libya	Libya
Bermuda	Bermuda	Malaya	Malaya and Singapore
Bolivia	Bolivia	Malta	Malta and Gozo
Brazil	Brazil	Mauritius	Mauritius and Dependencies
B Afr nes	British Africa n.e.s.	Mexico	Mexico
B E I nes	British East Indies n.e.s.	Morocco	Morocco
B Guiana	British Guiana	Mozambique	Mozambique
B Hond	British Honduras	Nethrlnds	Netherlands
B M E nes	British Middle East n.e.s.	Neth Ant	Netherlands Antilles
B Oce nes	British Oceania n.e.s.	New Zeal	New Zealand
Bulgaria	Bulgaria	Nicaragua	Nicaragua
Burma	Burma	Nigeria	Nigeria
Camb Laos	Cambodia and Laos	Norway	Norway
Ceylon	Ceylon	Pakistan	Pakistan
Chile	Chile	Panama	Panama
China Com	China, Communist	Paraguay	Paraguay
Colombia	Colombia	Peru	Peru
Congo	Congo	Phil	Philippines
C Rica	Costa Rica	Poland	Poland
Cuba	Cuba	Portugal	Portugal
Cyprus	Cyprus	Pt Af nes	Portuguese Africa n.e.s.
Czecho S	Czechoslovakia	Pt As nes	Portuguese Asia n.e.s.
Denmark	Denmark	Pt India	Portuguese India
Dom Rep	Dominican Republic	P Rico	Puerto Rico
Ecuador	Ecuador	Qatar	Qatar
El Salvd	El Salvador	Rhod Nyas	Rhodesia and Nyasaland
Ethiopia	Ethiopia	Roumania	Roumania
Falkland	Falkland Islands	Saud Arab	Saudi Arabia
Fiji	Fiji	S Leoné	Sierra Leone
Finland	Finland	Somalia	Somalia
France	France	Spain	Spain
Fr Af nes	French Africa n.e.s.	Span Afr	Spanish Africa
Fr Eq Afr	French Equatorial Africa	St Pierre	St. Pierre and Miquelon
Fr Guiana	French Guiana	Sudan	Sudan
Fr Ne Oce	French and Netherlands Oceania	Surinam	Surinam
Fr W Afr	French West Africa	Sweden	Sweden
Fr W Ind	French West Indies	Switzrld	Switzerland
Germany E	Germany, East	Taiwan	Taiwan (Republic of China)
Germany W	Germany, Federal Republic	Tanganyka	Tanganyika
Ghana	Ghana	Thailand	Thailand
Gibraltar	Gibraltar	Trinidad	Trinidad and Tobago
Greece	Greece	Tunisia	Tunisia
Greenland	Greenland	Turkey	Turkey
Guatemala	Guatemala	Uganda	Uganda
Guinea	Guinea	Un So Afr	Union of South Africa
Haiti	Haiti (Republic)	U S S R	Union of Soviet Socialist Republics
Honduras	Honduras	UAR Egypt	United Arab Republic-Egyptian Region
Hong Kong	Hong Kong	UAR Syria	United Arab Republic-Syrian Region
Hungary	Hungary	U Kingdom	United Kingdom
Iceland	Iceland	U States	United States
India	India	U S Ocea	United States Oceania
Indonesia	Indonesia	Virgin Is	United States Virgin Islands
Iran	Iran	Uruguay	Uruguay
Iraq	Iraq	Venezuela	Venezuela
Ireland	Ireland	Viet Nam	Viet-Nam
Israel	Israel	Yugo Slav	Yugoslavia

IMPORTS BY COUNTRIES

Country	October		January to October	
	1960	1961	1960	1961
	\$	\$	\$	\$
WESTERN EUROPE:				
United Kingdom	41,028,104	53,513,128	483,197,213	510,087,165
Gibraltar	-	-	1,651	-
Malta and Gozo	2,867	5,277	18,801	22,122
Austria	627,863	655,093	5,477,863	5,292,561
Belgium and Luxembourg	3,678,153	5,815,102	33,903,128	33,468,638
Denmark	696,402	955,475	7,560,438	8,993,700
Finland	58,083	171,107	821,390	904,258
France	3,923,809	5,673,786	40,904,606	43,429,666
Germany, Federal Republic	11,435,112	12,776,426	103,629,884	109,968,338
Greece	60,598	73,932	407,358	392,235
Iceland	6,346	100	14,675	241,715
Ireland	389,765	416,251	1,738,110	2,860,800
Italy	4,303,152	5,524,786	33,500,216	38,038,450
Netherlands	2,950,584	2,765,237	25,482,913	27,368,102
Norway	189,867	2,812,619	3,285,683	5,835,346
Portugal	346,341	507,145	2,428,398	3,880,815
Spain	674,839	1,002,070	5,332,516	6,322,011
Sweden	1,552,986	2,396,724	16,460,679	20,111,901
Switzerland	2,298,686	2,468,893	19,366,120	20,659,243
Commonwealth Countries	41,030,971	53,518,405	483,217,665	510,109,287
Other Countries	33,192,586	44,014,746	300,313,977	327,767,779
Total, Western Europe	74,223,557	97,533,151	783,531,642	837,877,066
EASTERN EUROPE:				
Albania	-	-	242	-
Bulgaria	1,081	1,555	4,753	16,837
Czechoslovakia	659,646	696,302	5,182,364	6,390,009
Germany, East	90,888	111,841	675,470	799,612
Hungary	26,242	36,286	269,232	330,126
Poland	313,940	336,236	1,505,494	2,395,508
Roumania	-	31,425	82,464	239,974
Union of Soviet Socialist Republics	445,551	642,101	2,310,058	2,205,439
Yugoslavia	97,246	294,686	536,033	1,151,038
Total, Eastern Europe	1,634,594	2,150,432	10,566,110	13,528,543
MIDDLE EAST:				
Bahrain	-	725	-	1,164
Cyprus	101,803	164,399	125,881	190,909
Kuwait	1,109,101	966,895	18,431,599	17,341,619
Qatar	1,195,900	569,151	6,399,723	6,794,143
British Middle East n.e.s.	4,801	6,579	51,764	43,235
Ethiopia	-	200	43,003	3,619
Iran	3,254,390	2,154,290	24,859,508	19,559,364
Iraq	-	-	9,489	25,697
Israel	179,964	201,342	2,064,076	2,714,419
Jordan	90	126	689	2,770
Lebanon	70	4,000	29,108	18,646
Libya	-	-	150	412
Saudi Arabia	3,274,017	3,313,972	30,732,726	37,986,241
Somalia	-	-	-	-
Sudan	46,273	12,906	78,089	52,811
Turkey	50,096	62,206	686,504	647,972
United Arab Republic-Egyptian Region	1,383	32,036	518,014	454,035
United Arab Republic-Syrian Region	6,743	437	71,163	135,753
Commonwealth Countries	2,411,605	1,707,749	25,008,967	24,371,070
Other Countries	6,813,026	5,781,515	59,092,519	61,601,739
Total, Middle East	9,224,631	7,489,264	84,101,486	85,972,809
OTHER AFRICA:				
Ghana	228,570	12,460	3,021,293	4,584,281
Kenya	186,144	378,252	1,753,510	2,985,447
Mauritius and Dependencies	-	1,831,702	2,099,608	2,509,976
Nigeria	-	18,366	3,966,360	3,113,321
Rhodesia and Nyasaland	53,319	152,383	568,755	1,025,703
Sierre Leone	-	-	4,652	7,587
Tanganyika	105,649	235,859	1,288,941	1,960,304
Uganda	63,011	242,426	927,811	2,066,654
Union of South Africa	1,858,935	2,261,530	8,770,271	9,034,977
British Africa n.e.s.	-	883	4,615	51,812

Country	October		January to October	
	1960	1961	1960	1961
	\$	\$	\$	\$
OTHER AFRICA - Concluded				
Algeria	12,627	23,232	133,766	144,271
Angola	-	-	102,654	111,958
Congo	136,428	174,888	1,616,953	871,380
French Equatorial Africa	4,063	10,914	143,708	363,570
French West Africa	55,695	-	150,102	454,479
French Africa n.e.s.	-	-	32,416	28,800
Guinea	266,843	386,154	2,285,581	3,905,181
Liberia	5,045	-	7,959	49,904
Morocco	28,197	25,768	185,436	114,295
Mozambique	-	3,980	500	30,279
Portuguese Africa n.e.s.	-	-	-	-
Spanish Africa	-	-	2,143	14,704
Tunisia	-	60	59,665	32,045
Commonwealth Countries	2,495,628	5,133,861	22,405,816	27,340,062
Other Countries	508,898	624,996	4,720,883	6,120,866
Total, Other Africa	3,004,526	5,758,857	27,126,699	33,460,928
OTHER ASIA:				
Ceylon	1,314,421	1,751,462	11,818,644	13,319,965
Hong Kong	929,523	847,074	13,353,435	11,799,083
India	2,228,007	2,881,071	23,293,331	27,649,028
Malaya and Singapore	2,189,992	2,564,897	23,281,367	19,144,535
Pakistan	157,627	305,040	831,748	1,817,841
British East Indies n.e.s.	19,596	21,602	189,365	233,312
Afghanistan	-	8	-	8
Burma	153	136	65,108	28,438
Cambodia and Laos	-	-	14,700	1,960
China, Communist	149,663	157,567	4,183,049	2,479,197
Indonesia	80,909	4,477	402,439	212,943
Japan	8,202,962	10,833,700	91,848,016	95,629,254
Korea	3,528	7,469	404,488	73,829
Philippines	193,785	60,890	1,642,609	1,362,853
Portuguese India	-	-	-	-
Portuguese Asia n.e.s.	-	-	-	-
Taiwan (Republic of China)	87,771	319,699	908,528	1,542,277
Thailand	111,896	110,985	699,662	485,165
Viet-Nam	-	81	4,569	7,626
Commonwealth Countries	6,839,166	8,371,146	72,767,890	73,963,764
Other Countries	8,830,667	11,495,012	100,173,168	101,823,550
Total, Other Asia	15,669,833	19,866,158	172,941,058	175,787,314
OCEANIA:				
Australia	3,110,801	3,089,782	24,969,050	28,547,343
Fiji	2,538	1,882	5,585,120	2,822,847
New Zealand	733,169	606,614	9,630,591	9,122,967
British Oceania n.e.s.	-	25	-	25
French and Netherlands Oceania	-	-	-	40,349
United States Oceania	-	2,278	21,163	38,478
Commonwealth Countries	3,846,508	3,698,303	40,184,761	40,493,182
Other Countries	-	2,278	21,163	78,827
Total, Oceania	3,846,508	3,700,581	40,205,924	40,572,009
SOUTH AMERICA:				
British Guiana	2,152,185	2,913,190	14,233,774	17,871,026
Falkland Islands	-	-	-	8,000
Argentina	359,235	344,072	2,572,258	2,569,948
Bolivia	-	52,202	439,567	721,937
Brazil	2,345,031	3,318,959	20,412,628	23,596,204
Chile	21,133	85,258	711,744	1,172,431
Colombia	967,920	2,170,259	10,277,180	11,107,065
Ecuador	932,381	654,679	9,537,254	6,543,419
French Guiana	-	-	-	-
Paraguay	87,371	184,763	610,524	702,876
Peru	195,415	136,256	2,700,750	3,172,146
Surinam	367,801	187,774	3,536,739	2,830,018
Uruguay	177,722	239,353	829,413	1,373,493
Venezuela	13,708,851	21,898,971	161,719,693	178,211,633
Commonwealth Countries	2,152,185	2,913,190	14,233,774	17,879,026
Other Countries	19,162,860	29,272,546	213,347,750	232,001,170
Total, South America	21,315,045	32,185,736	227,581,524	249,880,196

IMPORTS BY COUNTRIES - Concluded

Country	October		January to October	
	1960	1961	1960	1961
	\$	\$	\$	\$
CENTRAL AMERICA AND ANTILLES:				
Bahamas.....	21,911	25,525	1,104,397	384,255
Bermuda.....	37,957	15,068	690,771	196,694
British Honduras.....	2,433	274,314	44,701	465,922
West Indies Federation.....	6,354,573	5,741,533	48,044,628	50,947,157
Barbados.....	601,753	64,501	1,840,848	4,879,705
Jamaica.....	4,044,667	3,633,208	34,126,169	32,746,373
Leeward and Windward Islands.....	18,871	24,606	990,329	995,223
Trinidad and Tobago.....	1,689,282	2,019,218	11,087,282	12,325,856
Costa Rica.....	352,426	322,942	3,510,648	3,588,061
Cuba.....	115,756	92,978	6,819,228	4,735,759
Dominican Republic.....	119,337	65,509	1,246,093	939,233
El Salvador.....	17,819	80,660	733,898	959,633
French West Indies.....	24,024	-	28,295	426,216
Guatemala.....	210,897	58,221	2,323,133	2,105,485
Haiti.....	88,420	31,251	745,496	701,582
Honduras.....	390,075	613,229	2,648,927	6,513,394
Mexico.....	909,559	636,948	17,236,659	15,458,707
Netherlands Antilles.....	4,718,737	5,465,076	25,078,405	21,287,410
Nicaragua.....	150	8,042	140,031	187,545
Panama.....	475,408	497,129	5,590,517	5,004,951
Puerto Rico.....	523,763	348,718	2,114,475	2,013,846
United States Virgin Islands.....	-	-	32,403	1,066
Commonwealth Countries.....	6,416,874	6,056,440	49,884,497	51,994,028
Other Countries.....	7,946,371	8,220,703	68,248,208	63,922,888
Total, Central America and Antilles.....	14,363,245	14,277,143	118,132,705	115,916,916
NORTH AMERICA:				
Greenland.....	-	-	18	80
St. Pierre and Miquelon.....	2,361	3,348	53,372	37,995
United States.....	304,084,559	372,031,087	3,084,543,957	3,190,228,081
Total, North America.....	304,086,920	372,034,435	3,084,597,347	3,190,266,156
TOTAL, COMMONWEALTH COUNTRIES.....	65,192,937	81,399,094	707,703,370	746,150,419
TOTAL, OTHER COUNTRIES.....	382,175,922	473,596,663	3,841,081,125	3,997,111,518
GRAND TOTAL.....	447,368,859	554,995,757	4,548,784,495	4,743,261,937

IMPORTS FROM ALL COUNTRIES, FROM THE UNITED KINGDOM
 AND FROM THE UNITED STATES, BY MAIN GROUPS

7

Main Group	October		January to October	
	1960	1961	1960	1961
	\$	\$	\$	\$
ALL COUNTRIES				
Agricultural and Vegetable Products (except Chemicals, Fibres and Wood)	59,852,595	70,925,178	541,320,837	568,286,758
Animals and Animal Products (except Chemicals and Fibres)	13,290,672	16,360,882	114,709,709	134,407,288
Fibres, Textiles and Textile Products	32,881,395	43,765,313	367,845,699	385,824,566
Wood, Wood Products and Paper	23,165,739	26,945,520	223,596,538	237,375,613
Iron and Its Products	155,276,449	182,338,873	1,729,544,085	1,680,392,939
Non-Ferrous Metals and Their Products	39,739,730	51,186,509	392,438,412	413,728,752
Non-Metallic Minerals and Their Products (except Chemicals)	58,426,336	69,221,098	552,517,697	564,375,613
Chemicals and Allied Products	28,908,590	35,002,330	279,968,698	306,617,863
Miscellaneous Commodities	35,827,353	59,250,054	346,842,820	452,252,545
Total	447,368,859	554,995,757	4,548,784,495	4,743,261,937
UNITED KINGDOM				
Agricultural and Vegetable Products (except Chemicals, Fibres and Wood)	3,865,002	5,225,357	29,106,636	31,110,326
Animals and Animal Products (except Chemicals and Fibres)	2,079,251	2,591,181	14,516,372	14,111,632
Fibres, Textiles and Textile Products	7,104,905	7,958,185	75,499,427	71,316,810
Wood, Wood Products and Paper	720,286	982,466	7,355,888	8,244,719
Iron and Its Products	15,370,008	18,888,715	228,074,844	215,487,231
Non-Ferrous Metals and Their Products	4,221,768	5,836,220	56,055,917	54,794,732
Non-Metallic Minerals and Their Products (except Chemicals)	2,494,428	2,844,296	24,438,269	26,372,306
Chemicals and Allied Products	1,816,065	2,740,316	19,090,257	22,919,365
Miscellaneous Commodities	3,356,391	6,446,392	29,059,603	65,730,044
Total	41,028,104	53,513,128	483,197,213	510,087,165
UNITED STATES				
Agricultural and Vegetable Products (except Chemicals, Fibres and Wood)	32,958,738	38,547,110	295,163,607	311,435,290
Animals and Animal Products (except Chemicals and Fibres)	8,000,181	9,360,523	66,918,420	81,858,242
Fibres, Textiles and Textile Products	16,200,117	23,467,379	183,292,523	196,714,504
Wood, Wood Products and Paper	20,202,120	22,149,908	193,673,216	202,888,232
Iron and Its Products	126,718,617	145,942,991	1,366,658,468	1,325,905,356
Non-Ferrous Metals and Their Products	24,852,500	30,971,577	248,015,794	265,114,696
Non-Metallic Minerals and Their Products (except Chemicals)	23,944,178	27,264,142	224,916,954	220,145,220
Chemicals and Allied Products	24,186,894	28,169,334	237,155,599	256,246,765
Miscellaneous Commodities	27,021,214	46,158,123	268,749,376	329,919,776
Total	304,084,559	372,031,087	3,084,543,957	3,190,228,081

IMPORTS BY COMMODITIES AND COUNTRIES

Commodity and Country	OCTOBER 1961		JANUARY TO OCTOBER 1961		Class Number
	Quantity	Value (\$)	Quantity	Value (\$)	
GROUP 1					
AGRICULTURAL PRODUCTS					
A MAINLY FOOD					
APPLES FRESH					
1 U KINGDOM	LB		173700	196119	1
622 NEW ZEAL			2174304	202698	
990 U STATES			47421149	3566754	
	10509874	473352	49769153	3789071	
BANANAS AND PLANTAINS FRESH					
763 ECUADOR	LB		95499566	6274298	3
817 B HOND		610383	105810	9512	
845 C RICA		928	42157509	2948111	
855 DOM REP		298192	3483730	227466	
864 GUATEMALA		100	15238192	913673	
869 HONDURAS		2277	83919220	6200466	
883 PANAMA		7679507	73508843	4904994	
886 P RICO		604148	4500	454	
990 U STATES		488453	137770	11309	
	29005666	2004745	314055140	21490283	
CRANBERRIES FRESH					
990 U STATES	LB		2229455	295011	5
	1395969	202377	2229455	295011	
GRAPEFRUIT FRESH					
427 UN SO AFR	LB		17500	1125	6
516 HONG KONG			10354	1484	
824 JAMAICA			15959	1836	
848 CUBA			7500	334	
869 HONDURAS			919941	44178	
874 MEXICO			20400	1511	
990 U STATES			13088430	4979454	
	10350959	592110	131876084	5029922	
LEMONS FRESH					
990 U STATES	LB		27832228	2042984	9
	3023089	206582	27832228	2042984	
LIMES FRESH					
874 MEXICO	LB		4532	728	10
990 U STATES			468557	57140	
	15445	1521	473089	57868	
CANTALOUPE MUSKMELONS FRESH					
82 SPAIN	LB		1030	51	11
848 CUBA			300	50	
874 MEXICO			7850751	507533	
990 U STATES			28756640	1443484	
	2329432	108925	36608721	1951118	
MELONS FRESH N O P					
82 SPAIN	LB		143212	8711	12
355 ISRAEL		5605	18700	1550	
744 ARGENTINA			4250	457	
755 CHILE			481789	39996	
848 CUBA			500	84	
874 MEXICO			8934051	286587	
990 U STATES			93015351	2252646	
	555854	25222	102597853	2590031	
ORANGES MANDARINES FRESH					
1 U KINGDOM	LB		64960	5664	13
67 ITALY			59500	2886	
82 SPAIN			46000	8223	
355 ISRAEL			8687858	561600	
427 UN SO AFR	16273860	761508	34502295	1646608	
578 TAIWAN			139000	18690	
824 JAMAICA			6400	416	
848 CUBA			127524	5135	
874 MEXICO			16380699	910757	
990 U STATES			233768075	18704558	
	34428589	2157352	293782311	21864537	
PEACHES FRESH					
755 CHILE	LB		101121	14176	14
990 U STATES			36331212	2139249	
	601100	52444	36432333	2153425	
PEARS FRESH					
1 U KINGDOM	LB		29120	3676	15
516 HONG KONG			700	75	
622 NEW ZEAL			87976	9729	
744 ARGENTINA			396193	49972	
755 CHILE			41957	5973	
990 U STATES			21709286	1951381	
	3545608	271100	22265232	2020806	
PINEAPPLES FRESH					
848 CUBA	LB		6011229	269466	16
874 MEXICO			303396	17305	
886 P RICO			852909	58782	
990 U STATES			844681	61882	
	132739	10988	8012215	407435	
BERRIES FRESH N O P					
622 NEW ZEAL	LB		8500	1488	18
990 U STATES			69338	11336	
	11265	1508	77838	12824	

IMPORTS BY COMMODITIES AND COUNTRIES

Commodity and Country	OCTOBER 1961		JANUARY TO OCTOBER 1961		Class Number
	Quantity	Value (\$)	Quantity	Value (\$)	
STRAWBERRIES FRESH	LB				19
874 MEXICO			300	89	
990 U STATES	623223	117410	24989437	4462777	
	623223	117410	24989737	4462866	
FRESH FRUITS N O P	LB				20
848 CUBA	10120	1518	112900	16028	
874 MEXICO			11097	1609	
990 U STATES	1074138	125278	2081466	315397	
	1084258	126796	2205463	333034	
APRICOTS FRESH	LB				21
990 U STATES		4411	2434706	183006	
		4411	2434706	183006	
CHERRIES SOUR FRESH	LB				22
990 U STATES			359516	87615	
			359516	87615	
CHERRIES FRESH N O P	LB				23
744 ARGENTINA			1740	1147	
755 CHILE			5562	2037	
990 U STATES			2610956	762664	
			2618258	765848	
GRAPES FRESH VITIS LABRUSCA	LB				24
990 U STATES	53096	2856	96726	6935	
	53096	2856	96726	6935	
GRAPES FRESH N O P	LB				25
1 U KINGDOM	8844	1208	8844	1208	
59 GREECE	21000	2400	21000	2400	
427 UN SO AFR			47206	4589	
755 CHILE			1496664	338533	
990 U STATES	62926221	3851581	121468683	9885155	
	62956065	3855189	123042397	10231885	
NECTARINES FRESH	LB				26
755 CHILE			86302	14811	
990 U STATES	84967	8456	2858210	267240	
	84967	8456	2944512	282051	
PRUNE PLUMS FRESH	LB				27
990 U STATES	273362	14740	4158314	302512	
	273362	14740	4158314	302512	
PLUMS FRESH N O P	LB				28
755 CHILE			152361	28796	
990 U STATES	279934	23405	14576756	1679937	
	279934	23405	14729117	1708733	
BLUEBERRIES FRESH	LB				29
990 U STATES	7890	1851	1066608	228656	
	7890	1851	1066608	228656	
RASPBERRIES FRESH	LB				30
990 U STATES	8089	1400	54309	13613	
	8089	1400	54309	13613	
APPLES DRIED	LB				31
67 ITALY			31000	9195	
614 AUSTRALIA			11200	4097	
990 U STATES	153331	63313	636241	236189	
	153331	63313	678441	249481	
APRICOTS NECTARINES DRIED	LB				32
1 U KINGDOM	7000	2561	52415	17219	
427 UN SO AFR	46350	17001	183675	66618	
614 AUSTRALIA	1000	458	79850	34363	
990 U STATES	33368	17389	368902	174220	
	87718	37409	684842	292420	
CURRENTS DRIED	LB				34
614 AUSTRALIA	1401775	264363	2323499	433390	
990 U STATES	36245	6941	85471	15728	
	1438020	271304	2408970	449118	
DATES	LB				36
1 U KINGDOM	10500	1006	819856	79628	
54 FRANCE	1050	365	1050	365	
55 GERMANY W			837900	75510	
73 NETHRLNDS			185900	36851	
347 IRAN			1169135	86510	
352 IRAQ			2700	344	
516 HONG KONG	400	167	12147	3762	
553 CHINA COM			330	121	
990 U STATES	215752	60847	1006523	204760	
	227702	62385	4035551	487851	
FIGS DRIED AND FIG PASTE	LB				37
59 GREECE	115000	17763	165000	27301	
67 ITALY	12011	1998	12011	1998	
78 PORTUGAL	294906	31016	488356	47684	
382 TURKEY	174494	24686	384484	42852	
614 AUSTRALIA			2000	879	
990 U STATES	492999	135697	1771420	374240	
	1089410	211160	2823271	494954	
PEACHES DRIED	LB				38
1 U KINGDOM			350	67	
427 UN SO AFR			10950	2662	
990 U STATES	43790	27049	161694	67539	
	43790	27049	172994	70268	
PRUNES OR PLUMS DRIED UNPITTED	LB				39
744 ARGENTINA			206200	30600	
755 CHILE	18975	2723	18975	2723	
990 U STATES	832653	224438	8094453	2167118	
	851628	227161	8319628	2200441	
PEARS ORIED	LB				40
990 U STATES	5478	1970	66282	22441	
	5478	1970	66282	22441	
RAISINS	LB				41
1 U KINGDOM	1400	247	7640	1316	

IMPORTS BY COMMODITIES AND COUNTRIES

Commodity and Country	OCTOBER 1961		JANUARY TO OCTOBER 1961		Class Number
	Quantity	Value (\$)	Quantity	Value (\$)	
82 SPAIN	500	127	1272	332	
614 AUSTRALIA	6437583	1284865	15337923	3014569	
990 U STATES	3225532	608755	11308803	1945899	
FRUITS DRIED N O P	9765015	1893994	26655638	4962116	
427 UN SO AFR	LB		3600	991	42
516 HONG KONG	752	372	17809	6900	
578 TAIWAN			2000	891	
990 U STATES	86657	52593	394098	176122	
RASPBERRIES FROZEN 1LB OR LESS	87409	52965	417507	184904	
RASPBERRIES FROZEN OVER 1 LB	LB				43
73 NETHRLNDS			441691	58165	44
990 U STATES	30000	13662	50845	18184	
STRAWBERRIES FROZN 1LB OR LESS	30000	13662	492536	76349	
990 U STATES	LB				45
STRAWBERRIES FROZEN OVER 1 LB	110745	27188	1707087	406674	
73 NETHRLNDS	110745	27188	1707087	406674	
277 POLAND	39000	6174	573972	86200	46
874 MEXICO	81797	11327	81797	11327	
990 U STATES	113550	17753	3810700	608306	
FRUITS N O P FROZN 1LB OR LESS	11570	2316	1195268	231286	
990 U STATES	245917	37570	5661737	937119	
FRUITS N O P FROZEN OVER 1 LB	LB				47
277 POLAND	36675	6669	216649	57142	
614 AUSTRALIA	36675	6669	216649	57142	
990 U STATES			181762	18590	48
APRICOTS CANNED			16860	2789	
1 U KINGDOM	144797	17314	1482888	225693	
82 SPAIN	144797	17314	1681510	247072	
427 UN SO AFR	LB				49
614 AUSTRALIA	2781	312	27849	2981	
990 U STATES			43452	4225	
PEACHES CANNED	236380	36053	2302447	302900	50
427 UN SO AFR	4776	810	59161	9026	
614 AUSTRALIA	187712	22748	1852374	237912	
990 U STATES	431649	59923	4285283	557044	
CHERRIES SULPHURED OR IN BRINE	LB				51
67 ITALY			1620	176	
73 NETHRLNDS	57091	7961	397900	45945	
82 SPAIN	3462988	365062	23105351	2438166	
990 U STATES	3520079	373023	23504871	2484287	
OLIVES SULPHURED OR IN BRINE	LB				52
59 GREECE	1063770	210685	5276242	891704	
67 ITALY	19150	1989	37768	4014	
78 PORTUGAL			4840	980	
82 SPAIN	25000	6469	64580	13268	
443 ALGERIA	1107920	219143	5383430	909966	
473 MOROCCO	23400	3203	282338	66993	
755 CHILE			353	87	
774 PERU	87484	15197	127641	21821	
990 U STATES	644608	130658	6595999	1402019	
LEMON ORANGE GRAPEFRUIT RINDS	60558	8420	352256	42668	
1 U KINGDOM			28777	4081	
67 ITALY	269056	56099	6820	2919	
427 UN SO AFR	1085106	213577	7075	2476	
516 HONG KONG			1951981	403668	
886 P RICO			9353240	1946732	
990 U STATES					53
MARMALADES CANNED					
1 U KINGDOM				795	
55 GERMANY W				74133	
355 ISRAEL		14889		483	
427 UN SO AFR		483		9270	
824 JAMAICA		12358		32962	
990 U STATES		5451		83216	
PEARS IN CANS		33181		200859	
614 AUSTRALIA	LB				54
990 U STATES	393294	72855	1758513	323860	
PINEAPPLE IN CANS	960	117	12875	2194	
427 UN SO AFR			1432	316	
824 JAMAICA	624	61	2784	277	
990 U STATES	2190	432	13200	1663	
FRUITS IN CANS N D P	397068	73465	1800364	331863	
1 U KINGDOM	LB				55
524 MALAYA	104734	16906	516417	79323	
567 PHIL	321568	49577	3420473	511838	
578 TAIWAN	426302	66483	3936890	591161	
614 AUSTRALIA	LB				56
785 VENEZUELA	1592593	163134	6591892	809280	
848 CUBA	1592450	145174	11646467	1022597	
874 MEXICO			112896	15031	
886 P RICO	333125	34904	766625	77580	
990 U STATES	213976	39743	2435922	397799	
FRUITS IN CANS N D P			14164	1408	
1 U KINGDOM			71720	11357	
	324276	34407	3797886	379109	
			12956	1951	
	1172332	186914	12956224	1983203	
	5228752	604276	38406822	4699315	
	LB				57
	8160	1556	118196	17140	

IMPORTS BY COMMODITIES AND COUNTRIES

Commodity and Country	OCTOBER 1961		JANUARY TO OCTOBER 1961		Class Number
	Quantity	Value (\$)	Quantity	Value (\$)	
49 DENMARK			7 1310	194 40	
53 FINLAND			1916	362	
54 FRANCE			1844	122	
55 GERMANY W	661	234	90201	12608	
59 GREECE			6651	2066	
73 NETHRLNDS	191184	32999	1025651	163538	
85 SWEDEN	6437	1088	27195	5733	
355 ISRAEL			4585	1033	
516 HONG KONG	1584	485	17887	4924	
559 JAPAN	351237	43886	6350886	686626	
578 TAIWAN	8945	1967	11270	2519	
614 AUSTRALIA	43472	10785	230592	45472	
752 BRAZIL			3600	409	
848 CUBA	2150	435	2150	435	
855 DOM REP			55950	10095	
874 MEXICO			1358	431	
990 U STATES	279186	41742	3226895	505141	
CHERRIES FROZEN	893016	135177	11248137	1478094	
	LB				59
73 NETHRLNDS			64188	11878	
990 U STATES	346020	53120	3668628	635865	
	346020	53120	3732886	647743	
FRUITS NUTS PICKLED PRESERVED	GAL				60
1 U KINGDOM	563	2433	13008	25348	
54 FRANCE	131	380	761	2062	
59 GREECE	123	336	394	1069	
67 ITALY	22553	13444	74184	45550	
73 NETHRLNDS	71	56	7258	5282	
78 PORTUGAL			500	596	
277 POLANO	70138	50070	220138	166444	
473 MOROCCO			6750	8338	
516 HONG KONG	686	1775	8029	19385	
519 INOIA	380	1119	2927	8763	
559 JAPAN	326	684	550	1482	
578 TAIWAN			1680	3164	
822 BARBADOS			5310	3736	
826 LEEW WIND			643	651	
848 CUBA			43404	85317	
886 P RICO			2585	3347	
990 U STATES	13994	20834	81573	109989	
FRUIT PULP N O P	108965	91131	469694	490523	
	LB				61
1 U KINGDOM			137030	9887	
49 DENMARK			11053	808	
67 ITALY			14357	875	
73 NETHRLNDS	85974	6383	963128	74467	
82 SPAIN	13227	1320	231629	22761	
277 POLANO	592874	37937	619221	39969	
427 UN SO AFR	306407	26854	1945348	183467	
516 HONG KONG			8969	1722	
524 MALAYA			10828	1033	
567 PHIL	35280	4525	142432	16639	
614 AUSTRALIA	12750	2529	26295	6057	
855 DOM REP			107010	15138	
874 MEXICO	137977	14767	1271702	125565	
886 P RICO			106544	14057	
990 U STATES	106390	14139	2119601	320374	
JELLIES JAMS	1290879	108454	7715147	832819	
	LB				62
1 U KINGDOM	309512	76899	1733782	395768	
44 BELG LUX	8267	1645	14290	2971	
49 DENMARK	1200	369	4864	1412	
53 FINLAND			9168	2651	
54 FRANCE			963	330	
55 GERMANY W	18361	3241	92753	17626	
59 GREECE	1428	763	8865	3310	
64 IRELAND			1200	261	
67 ITALY	7442	2104	36954	9324	
73 NETHRLNDS	7081	1284	82229	15091	
76 NORWAY			3651	1431	
78 PORTUGAL			1875	696	
85 SWEDEN			6573	2036	
86 SWITZRLND	7560	2155	14468	4809	
277 POLAND			2448	370	
427 UN SO AFR	2352	263	20064	2416	
516 HONG KONG	2800	615	24075	5384	
824 JAMAICA			7548	1558	
990 U STATES	37677	13382	217430	67666	
GRAPEFRUIT ORANGE LEMON PULP	403680	102720	2283200	535110	
	LB				63
1 U KINGDOM			78950	12587	
82 SPAIN	34259	2303	121890	7473	
355 ISRAEL			1440	123	
990 U STATES	85543	8353	670955	67618	
MIXED FRUITS IN CANS	119802	10656	873235	87801	
	LB				64
1 U KINGDOM	394	111	2670	467	
516 HONG KONG			1476	287	
559 JAPAN			94778	10142	
614 AUSTRALIA	1500	363	143805	25071	
990 U STATES	5635714	712574	34095984	4532121	
	5637608	713048	34338713	4568088	
ORANGE JUICE CONCENTRATEO FROZ	GAL				65
874 MEXICO	4500	17569	45047	158511	
990 U STATES	269139	1091601	2437554	10026943	
	273639	1109170	2482601	10185454	

IMPORTS BY COMMODITIES AND COUNTRIES

Commodity and Country	OCTOBER 1961		JANUARY TO OCTOBER 1961		Class Number
	Quantity	Value (\$)	Quantity	Value (\$)	
FRUIT JUICE NOP CONCENTRD FROZ 73 NETHRLNDS 874 MEXICO 990 U STATES	GAL 84 16456 16540	235 49272 49507	2625 1134 235632 239391	14469 2834 690750 708053	66
LEMON JUICE CONCENTRATED FROZ 990 U STATES	GAL 6465 6465	13346 13346	360972 360972	798256 798256	67
LEMON JUICE EXCEPT CONCENTRATD 1 U KINGDOM 990 U STATES	GAL 75 10920 10995	118 34335 34453	1593 139026 140619	2595 322104 324699	68
ORANGE JUICE EXCEPT CONCENTRTO 1 U KINGDOM 355 ISRAEL 427 UN SO AFR 817 B HONO 828 TRINIDAD 990 U STATES	GAL 6075 4800 240920 251795	4806 5512 275131 285449	1995 40152 6075 113925 61792 4078831 4302770	2499 30620 4806 120427 70008 4625986 4854346	69
PECTIN 49 DENMARK 55 GERMANY W 990 U STATES	LB 19500 24665 44165	17737 31598 49335	96540 1000 296269 393809	88157 1039 397450 486646	70
LEMON JUICE CONCENTRATED FRESH 67 ITALY 990 U STATES	GAL 6173 399 6572	16446 1788 18234	15047 73065 88112	34244 223121 257365	71
ORANGE JUICE CONCENTRATD FRESH 1 U KINGDOM 67 ITALY 427 UN SO AFR 817 B HOND 824 JAMAICA 874 MEXICO 990 U STATES	GAL 390 100 14353 14843	1242 435 60992 62669	234 786 5295 4102 1986 18826 360801 392030	1256 3203 18179 13096 6960 62681 1484021 1589396	72
GRAPE JUICE OVER 1 GALLON 67 ITALY 990 U STATES	GAL 1005 1005	3270 3270	530 74801 75331	1410 183755 185165	73
LIME JUICE NOT REFINED 824 JAMAICA 826 LEEW WIND 828 TRINIDAD	GAL 454 8754 9208	319 7377 7696	3030 22994 6016 32040	1943 20049 5119 27111	74
BLENDED FRUIT JUICES EXC CONC 828 TRINIOAO 990 U STATES	GAL 102575 102575	95627 95627	825 1550945 1551770	831 1389382 1390213	76
FRUIT JUICE NOP EXCEPT CONCENT 1 U KINGDOM 43 AUSTRIA 49 DENMARK 54 FRANCE 55 GERMANY W 67 ITALY 73 NETHRLNDS 76 NORWAY 614 AUSTRALIA 824 JAMAICA 874 MEXICO 990 U STATES	GAL 4059 635 204 23872	6562 1054 601 32990	27835 2438 380 1981 5936 1164 9851 106 345 589 180 332560 383365	42805 3841 1040 2496 10960 1723 17544 164 497 813 341 396281 478505	77
GRAPEFRUIT JUICE EXCEPT CONCEN 828 TRINIOAD 990 U STATES	GAL 174708 174708	118525 118525	19878 2252083 2271961	17713 1566485 1584198	78
PINEAPPLE JUICE EXCEPT CONCENT 427 UN SO AFR 524 MALAYA 614 AUSTRALIA 874 MEXICO 886 P RICO 990 U STATES	GAL 600 2175 211189 213964	388 1837 124911 127136	15040 5700 2925 50250 360 1029388 1103663	10004 3608 2597 29910 416 670533 717068	79
FRUIT SYRUPS CONC JUICES W O P 1 U KINGDOM 43 AUSTRIA 44 BELG LUX 49 DENMARK 54 FRANCE 55 GERMANY W 59 GREECE 67 ITALY 73 NETHRLMOS 82 SPAIN 86 SWITZRLNO 246 CZECHO S 277 POLANO 288 YUGO SLAV 427 UN SO AFR 614 AUSTRALIA 990 U STATES	GAL 2727 587 414 106 280 548 34742 39404	5332 936 1381 439 1272 638 133729 143727	35095 90 45 121 125359 4672 75 1192 17009 460 20835 3546 943 548 1000 190 336229 547409	61605 468 110 607 163477 12222 270 377 28961 2091 27019 4967 1766 638 2488 2543 1215672 1528281	80

IMPORTS BY COMMODITIES AND COUNTRIES

Commodity and Country	OCTOBER 1961		JANUARY TO OCTOBER 1961		Class Number
	Quantity	Value (\$)	Quantity	Value (\$)	
COCOANUTS	NO				81
817 B HOND	3850	410	15350	1513	
824 JAMAICA	23950	2507	23950	2507	
855 DOM REP			82050	6100	
869 HONDURAS	8250	720	51400	4205	
886 P RICO	65625	4476	543467	34882	
990 U STATES	18000	1287	122725	8149	
	119675	9400	838942	57356	
COCOANUT DESICCATED	LB				83
1 U KINGDOM			4500	785	
513 CEYLON	754730	58681	4786862	373277	
519 INDIA			35000	2635	
567 PHIL	49000	4838	737200	86294	
990 U STATES	274576	80808	2536842	694720	
	1078306	144327	8100404	1157711	
COPRA NOT PREPARED	LB				84
ALMONDS NOT SHELLLED	LB				91
67 ITALY	100828	15725	144920	21328	
78 PORTUGAL			43651	5010	
82 SPAIN	328630	63460	669904	131000	
990 U STATES	150432	40925	164222	41921	
	579890	120110	1022697	199259	
BRAZIL NUTS NOT SHELLLED	LB				92
1 U KINGDOM	72550	14890	163270	32555	
752 BRAZIL	121987	27875	1382590	223479	
	194537	42765	1545860	256034	
FILBERTS HAZEL NOT SHELLLED	LB				93
67 ITALY	278857	63763	751560	171082	
990 U STATES	82565	22888	218065	60495	
	361422	86651	969625	231577	
PEANUTS GREEN SHELLLED OR NOT	LB				94
1 U KINGDOM			238962	37600	
355 ISRAEL			860094	129875	
385 UAR EGYPT	112400	15859	2518500	326556	
422 RHOD NYAS	502743	61364	820500	99804	
427 UN SO AFR	118800	14072	1425600	158336	
457 FR W AFR			5000	558	
519 INDIA			15567248	1601762	
553 CHINA COM			448040	47616	
752 BRAZIL	742229	67675	1579829	146148	
874 MEXICO	70000	7833	12804428	1669891	
990 U STATES	2119942	220994	29564553	3168173	
	3666114	387797	65832754	7386319	
PECANS NOT SHELLLED	LB				95
990 U STATES	53590	20428	161917	63520	
	53590	20428	161917	63520	
WALNUTS NOT SHELLLED	LB				96
67 ITALY			657924	133015	
519 INDIA			16800	2905	
990 U STATES	136320	53895	263666	98936	
	136320	53895	938390	234856	
OTHER NUTS NOT SHELLLED	LB				97
67 ITALY	905	265	905	265	
516 HONG KONG			11022	3499	
559 JAPAN	12045	3819	12045	3819	
990 U STATES	240963	57551	479791	161156	
	253913	61635	503763	168739	
ALMONDS SHELLLED	LB				101
1 U KINGDOM	9044	6436	38841	27260	
67 ITALY	5512	2702	24066	12260	
78 PORTUGAL			46750	22863	
82 SPAIN	236806	117229	1363577	704484	
516 HONG KONG			700	1062	
990 U STATES	301784	218507	498296	349207	
	553146	344874	1972230	1117136	
PEANUTS N O P	LB				102
1 U KINGDOM			1024	357	
516 HONG KONG	1004	344	19503	6097	
524 MALAYA	2960	948	2960	948	
990 U STATES	8626	3061	172612	33941	
	12590	4353	196099	41343	
WALNUTS SHELLLED	LB				103
1 U KINGDOM			153944	73232	
54 FRANCE			68034	39438	
67 ITALY			308527	165137	
279 ROUMANIA	26455	13046	413532	206324	
382 TURKEY			116741	60215	
516 HONG KONG			144	107	
519 INDIA			2693484	1205359	
553 CHINA COM			2390586	927508	
990 U STATES	4180	2683	47345	29271	
	30635	15729	6192337	2706591	
OTHER NUTS SHELLLED	LB				104
1 U KINGDOM	59	52	242	168	
67 ITALY	915	208	12513	9412	
516 HONG KONG	1890	647	9057	3240	
524 MALAYA			5600	1769	
990 U STATES	47081	32145	122317	90448	
	49945	33052	149729	105037	
BRAZIL NUTS SHELLLED	LB				105
1 U KINGDOM	8960	5267	35728	22569	
747 BOLIVIA			93522	45478	
752 BRAZIL	68112	25616	547266	274559	
774 PERU			14685	9369	
	77072	30883	691201	351975	

IMPORTS BY COMMODITIES AND COUNTRIES

Commodity and Country	OCTOBER 1961		JANUARY TO OCTOBER 1961		Class Number
	Quantity	Value (\$)	Quantity	Value (\$)	
CASHEW NUTS SHELLED	LB				106
415 KENYA			25800	11025	
519 INDIA	382000	179003	2647781	1270796	
990 U STATES	43803	20928	242859	130101	
	425803	199931	2916440	1411922	
PECANS SHELLED	LB				107
990 U STATES	88540	92909	854376	982857	
	88540	92909	854376	982857	
FILBERTS SHELLED	LB				108
1 U KINGDOM			8960	4886	
55 GERMANY W			90285	49149	
67 ITALY	37912	20512	162675	89673	
82 SPAIN			12949	6304	
86 SWITZRLND			26125	14493	
382 TURKEY			208172	112171	
990 U STATES	19926	11396	43749	28524	
	57838	31908	552915	305200	
ONIONS GREEN INCL SHALLOTS	LB				109
73 NETHRLNDS			6753	569	
990 U STATES	599573	75692	9164624	806944	
	599573	75692	9171377	807513	
CORN FRESH	LB				110
990 U STATES	292102	15804	14330167	775084	
	292102	15804	14330167	775084	
ASPARAGUS FRESH	LB				111
874 MEXICO			95600	21010	
990 U STATES	7175	1895	5727595	1000071	
	7175	1895	5823195	1021081	
BEANS GREEN FRESH	LB				112
874 MEXICO			164464	19282	
990 U STATES	1183006	94954	10661252	1048368	
	1183006	94954	10825716	1067650	
BRUSSELS SPROUTS FRESH	LB				113
874 MEXICO			75690	6254	
990 U STATES	608313	52679	3274160	326328	
	608313	52679	3349850	332582	
BEETS FRESH EXCEPT SUGAR BEETS	LB				114
990 U STATES			3194762	111406	
			3194762	111406	
CABBAGE FRESH	LB				115
874 MEXICO			551900	15728	
990 U STATES	104690	2863	67576058	1601115	
	104690	2863	68127958	1616843	
CARROTS FRESH	LB				116
990 U STATES	476507	22622	77673363	3457493	
	476507	22622	77673363	3457493	
CAULIFLOWER FRESH	LB				117
874 MEXICO			31900	1911	
990 U STATES	523215	32900	13941012	1185974	
	523215	32900	13972912	1187885	
CELERY FRESH	LB				118
990 U STATES	1930362	84145	86712180	3158679	
	1930362	84145	86712180	3158679	
CUCUMBERS FRESH	LB				119
813 BAHAMAS			508377	55013	
848 CUBA			247702	19703	
874 MEXICO			603057	45486	
990 U STATES	2768484	131757	24653402	1471466	
	2768484	131757	26012538	1591668	
LETTUCE FRESH	LB				120
874 MEXICO			1449930	55874	
990 U STATES	15382263	631886	139598704	4997081	
	15382263	631886	141048634	5052955	
MUSHROOMS FRESH	LB				121
54 FRANCE			2246	980	
990 U STATES	14202	4758	159893	50933	
	14202	4758	162139	51913	
ONIONS N O P INCL ONION SETS	LB				122
67 ITALY	19345	1294	381461	21022	
73 NETHRLNDS			353163	21694	
82 SPAIN	1543830	34273	4521675	108611	
473 MOROCCO			48222	3771	
622 NEW ZEAL			805701	28036	
755 CHILE			5026732	164305	
874 MEXICO			304829	14476	
990 U STATES	1460568	50360	41342222	1349678	
	3023743	85927	52784005	1711593	
PEAS GREEN FRESH	LB				123
874 MEXICO			468122	32318	
990 U STATES	12269	3842	1579321	133173	
	12269	3842	2047443	165491	
POTATOES SWEET AND YAMS FRESH	LB				124
516 HONG KONG			16855	4788	
990 U STATES	1987948	120796	6385416	491373	
	1987948	120796	6402271	496161	
POTATOES FRESH EXCEPT SEED	LB				125
990 U STATES	2845389	78455	220945507	4757503	
	2845389	78455	220945507	4757503	
SPINACH FRESH	LB				126
874 MEXICO			220580	8942	
990 U STATES	47650	6578	6751780	459538	
	47650	6578	6972360	468480	
TOMATOES FRESH	LB				127
82 SPAIN	25558	1630	26308	1710	
484 SPAN AFR			173595	14704	
813 BAHAMAS			1086966	76134	

IMPORTS BY COMMODITIES AND COUNTRIES

Commodity and Country	OCTOBER 1961		JANUARY TO OCTOBER 1961		Class Number
	Quantity	Value (\$)	Quantity	Value (\$)	
848 CUBA			4919204	370525	
874 MEXICO			48240181	2255934	
990 U STATES	9350914	575665	85627082	7158637	
VEGETABLES FRESH N O P	9376472	577295	140073336	9877644	128
1 U KINGDOM	LB				
67 ITALY	14995	3376	45515	9477	
516 HONG KONG	112018	13362	288192	27348	
744 ARGENTINA	15390	1948	199172	29348	
774 PERU			528	84	
848 CUBA			16515	2024	
874 MEXICO	3400	373	5055	386	
990 U STATES	1149132	95334	445705	42101	
PARSNIPS FRESH	1294935	114393	31122776	2172659	129
990 U STATES	LB		32123458	2283427	
PEPPERS FRESH	96191	8080	1255702	89980	130
848 CUBA	96191	8080	1255702	89980	
874 MEXICO			24985	2015	
990 U STATES	631391	40748	561508	45293	
MUSTARDO LIQUIO	631391	40748	9833522	976055	131
1 U KINGDOM			10420015	1023363	
49 DENMARK		288		514	
54 FRANCE		3515		348	
55 GERMANY W		624		20152	
73 NETHRLNDS		611		8119	
86 SWITZRLND		318		3621	
516 HONG KONG				908	
990 U STATES		1237		363	
PASTE HASH VEGETABLE MEAT FISH		6593		54864	132
1 U KINGDOM	LB				
49 DENMARK	5071	990	95646	31124	
54 FRANCE	1646	556	1104	414	
55 GERMANY W			17557	4872	
67 ITALY	989	397	5679	1423	
73 NETHRLNDS			37430	17379	
76 NORWAY	1487	449	16470	1980	
85 SWEDEN	81	87	10307	2200	
86 SWITZRLNO	585	256	81	87	
262 HUNGARY			4323	928	
277 POLAND			2944	437	
516 HONG KONG	489	335	24409	9117	
559 JAPAN	500	225	6834	3204	
990 U STATES	125031	50167	5991	1789	
POTATOES DRIED	135879	53462	1069451	388107	133
990 U STATES	LB		1298226	463061	
VEGETABLES DRIED N O P	214556	48132	2113711	585943	134
1 U KINGDOM	360	62	5047	971	
44 BELG LUX			1827	851	
54 FRANCE			18829	11197	
55 GERMANY W	4435	1230	21131	9172	
67 ITALY	2265	1228	47090	17078	
73 NETHRLNDS			10778	5422	
82 SPAIN	2736	799	23244	6106	
245 BULGARIA			47095	9269	
246 CZECHO S			3067	4572	
277 POLAND			8805	1539	
355 ISRAEL	5500	1629	17749	5504	
385 UAR EGYPT	54852	13177	117838	26301	
422 RHOD NYAS	660	540	1170	973	
516 HONG KONG	1574	1304	55792	32321	
559 JAPAN	4775	8093	42045	76760	
990 U STATES	450927	153163	3542007	1187945	
VEGETABLES FROZEN 1 LB OR LESS	528084	181225	3963514	1395981	135
990 U STATES	LB				
VEGETABLES FROZEN OVER 1 LB	961663	177499	6329179	1295501	136
1 U KINGDOM			18200	2730	
44 BELG LUX			95400	15105	
73 NETHRLNDS			114560	17540	
990 U STATES	661625	105957	4646366	673293	
TOMATOES CANNED	661625	105957	4874526	708668	137
67 ITALY	4433273	316719	8343388	607911	
82 SPAIN	41671	2725	83796	5487	
990 U STATES	151167	18198	2490460	238093	
TOMATO PASTE CANNED	4636111	337642	10917644	851491	138
54 FRANCE			218544	22969	
59 GREECE	21303	2571	104339	14629	
67 ITALY	2930836	389547	6492343	826887	
78 PORTUGAL	451389	51828	599251	67265	
82 SPAIN	387572	41576	390350	41883	
826 LEEW WIND	8479	1150	220240	34519	
874 MEXICO			43751	6619	
990 U STATES	1096276	209866	6759876	1204980	
TOMATO PULP AND PUREE CANNED	4895855	696538	14828694	2219751	139
54 FRANCE			66000	6389	
874 MEXICO			12900	925	

IMPORTS BY COMMODITIES AND COUNTRIES

Commodity and Country	OCTOBER 1961		JANUARY TO OCTOBER 1961		Class Number
	Quantity	Value (\$)	Quantity	Value (\$)	
990 U STATES			166556	16784	
TOMATO JUICE			245456	24098	140
990 U STATES	LB 1350919	98131	10149825	737686	
ASPARAGUS IN CANS	LB 1350919	98131	10149825	737686	141
54 FRANCE	600	176	10563	3142	
55 GERMANY W	529	423	529	423	
82 SPAIN	881	402	881	402	
990 U STATES	126426	28511	1566542	302514	
CORN IN CANS	LB 128436	29512	1578515	306481	143
990 U STATES	LB 187497	31326	944146	147755	
MUSHROOMS AND TRUFFLES IN CANS	LB 187497	31326	944146	147755	144
49 DENMARK			391	331	
54 FRANCE	9205	4713	41475	21690	
55 GERMANY W			5460	2558	
67 ITALY			360	338	
82 SPAIN			10631	3425	
516 HONG KONG			3108	1675	
559 JAPAN	6088	1736	124718	40970	
578 TAIWAN	20250	8153	22500	8821	
990 U STATES	17512	7738	113585	52985	
PEAS IN CANS	LB 53055	22340	322228	132793	145
1 U KINGDOM			1000	249	
44 BELG LUX	11270	2601	35933	8195	
54 FRANCE	6000	1300	6770	1553	
73 NETHRLNDS			5952	640	
473 MOROCCO			2626	423	
824 JAMAICA			690	177	
990 U STATES	37000	4238	437007	49134	
VEGETABLE JUICE N O P CANNED	LB 54270	8139	489978	60371	146
86 SWITZRLND			4537	828	
990 U STATES	19522	3797	167468	22634	
VEGETABLES N O P IN CANS	LB 19522	3797	172005	23462	147
1 U KINGDOM	3750	476	42821	5655	
44 BELG LUX	16407	3750	137254	24358	
54 FRANCE	9054	2403	40242	10114	
55 GERMANY W	11973	1446	178124	18567	
59 GREECE	36604	6687	78711	12668	
67 ITALY	2250	452	144409	27398	
73 NETHRLNDS	28926	3371	190367	23917	
82 SPAIN	27110	3475	78761	10783	
246 CZECHO S			52855	2352	
385 UAR EGYPT			40308	10384	
487 TUNISIA			4700	4394	
516 HONG KONG	2400	443	98183	26364	
559 JAPAN	3211	1023	38684	9079	
578 TAIWAN	89380	10834	211569	32882	
752 BRAZIL	450	166	18450	3032	
824 JAMAICA			2970	896	
990 U STATES	393889	39848	4200550	439003	
PIMENTOS IN CANS	LB 625404	74374	5558958	661246	148
82 SPAIN	7500	988	66264	10793	
559 JAPAN			2070	586	
990 U STATES	430	70	190485	40989	
BEANS GREEN OR WAX CANNED	LB 7930	1058	258819	52368	149
44 BELG LUX	6600	2866	8025	3224	
54 FRANCE	13384	2845	31448	6365	
59 GREECE			19569	2086	
67 ITALY	6750	1022	153402	24477	
73 NETHRLNDS	7689	1056	52881	5850	
990 U STATES	19200	2477	251431	27589	
BEANS BAKED CANNED	LB 53623	10266	516756	69591	150
1 U KINGDOM	9500	1485	115654	12789	
44 BELG LUX			6200	1142	
54 FRANCE	1056	165	7431	1178	
73 NETHRLNDS	4539	572	34119	4455	
559 JAPAN	214	94	404	165	
990 U STATES	532783	53904	3442535	336140	
PICKLES PACKAGED RETAIL SALE	GAL 548092	56220	3613343	355869	151
1 U KINGDOM	4306	15891	20312	69059	
44 BELG LUX	22	96	37	157	
49 DENMARK			194	529	
54 FRANCE	128	275	842	1543	
55 GERMANY W	2412	4258	6981	13117	
67 ITALY	400	1196	3624	9052	
73 NETHRLNDS	74	209	748	1591	
82 SPAIN			606	861	
246 CZECHO S	211	138	1575	908	
516 HONG KONG	297	723	7740	14976	
519 INDIA			1117	3501	
559 JAPAN	518	1421	3181	7871	
990 U STATES	18073	28116	302183	390843	
PICKLES N O P	GAL 26441	52323	349140	514008	152
1 U KINGDOM	210	446	2936	7844	
44 BELG LUX			65	155	

IMPORTS BY COMMODITIES AND COUNTRIES

Commodity and Country	OCTOBER 1961		JANUARY TO OCTOBER 1961		Class Number
	Quantity	Value (\$)	Quantity	Value (\$)	
54 FRANCE			55	98	
55 GERMANY W	347	599	2097	3555	
59 GREECE	764	831	5149	3009	
67 ITALY	11220	18165	50229	65929	
73 NETHRLNDS	9314	10763	186214	175285	
82 SPAIN	8108	8806	89306	70377	
516 HONG KONG	171	310	9294	19143	
519 INDIA			115	406	
559 JAPAN	327	1145	2560	5237	
990 U STATES	52350	42766	629189	416333	
	82811	83831	977209	767371	
SAUCES N O P					153
1 U KINGDOM	1962	4809	7867	25623	
49 DENMARK			309	1241	
54 FRANCE			180	657	
55 GERMANY W	132	787	716	2770	
67 ITALY	60	190	158	532	
73 NETHRLNDS			2467	12652	
86 SWITZRLND	1168	2698	1457	4183	
516 HONG KONG	1513	2629	24127	51998	
519 INDIA	38	203	160	1028	
559 JAPAN	199	562	650	1771	
824 JAMAICA	52	221	556	1025	
990 U STATES	36766	86497	413525	903862	
	41890	98596	452172	1007342	
KETCHUP					154
990 U STATES	22475	40555	283567	456351	
	22475	40555	283567	456351	
SAUCES SOY					155
516 HONG KONG	7400	5404	68356	49235	
559 JAPAN	1782	2445	14620	19071	
990 U STATES	1457	3333	37578	44037	
	10639	11182	120554	112343	
BEANS SOYA					162
516 HONG KONG	58	907	433	3986	
990 U STATES	1403844	3463039	5474456	15151575	
	1403902	3463946	5474889	15155561	
BEANS N O P					163
1 U KINGDOM	22440	3513	117848	15666	
44 BELG LUX	2002	188	199035	19533	
54 FRANCE			16562	2740	
67 ITALY	15212	1434	147821	13800	
73 NETHRLNDS			28810	7085	
78 PORTUGAL			2756	300	
415 KENYA	100800	5977	446240	25978	
422 RHOD NYAS	55000	3394	291627	29903	
425 TANGANYKA			391483	25650	
476 MOZAMBQUE			1800	2234	
516 HONG KONG	6200	698	99325	11147	
519 INDIA			11393	937	
559 JAPAN			18900	2639	
614 AUSTRALIA			2160	157	
744 ARGENTINA	11023	970	52409	5052	
755 CHILE			105543	6367	
774 PERU	61487	7629	294562	33704	
990 U STATES	895463	89350	4732726	479808	
	1169627	113153	6961000	682700	
INDIAN CORN					167
744 ARGENTINA	1250	3283	1250	3283	
990 U STATES	2352219	2887337	17104727	20648969	
	2353469	2890620	17105977	20652252	
OATS					168
874 MEXICO			5059	26170	
990 U STATES	3108363	2459067	5239289	4173127	
	3108363	2459067	5244348	4199297	
PEAS SPLIT					169
1 U KINGDOM	20559	2403	137599	17272	
44 BELG LUX	1000	116	9000	1013	
755 CHILE			4400	579	
990 U STATES	129608	13517	707666	61735	
	151167	16036	858665	80599	
PEAS N O P					170
1 U KINGDOM	5000	5800	5000	5800	
67 ITALY	2205	204	13118	1005	
78 PORTUGAL			7717	746	
422 RHOD NYAS			6080	5604	
476 MOZAMBQUE			3660	4025	
614 AUSTRALIA			9000	635	
622 NEW ZEAL	4500	298	93225	7152	
874 MEXICO			145970	20998	
990 U STATES	7903	1354	615278	42589	
	19608	7656	899048	88554	
RICE UNCLEANNED UNHULLED PADDY					171
67 ITALY	11023	72297	70062	469928	
73 NETHRLNDS			140311	1118719	
782 URUGUAY	32959	165191	182095	878307	
990 U STATES	25	199	53306	366446	
	44007	237687	445774	2833400	
RICE CLEANED					172
44 BELG LUX			25	143	
67 ITALY			13076	87202	
73 NETHRLNDS	175	1354	2561	20130	
516 HONG KONG	50	515	214	1747	
744 ARGENTINA			5492	16529	
752 BRAZIL			44093	180004	
990 U STATES	13761	142015	158570	1733507	
	13986	143884	224031	2039262	

IMPORTS BY COMMODITIES AND COUNTRIES

Commodity and Country	OCTOBER 1961		JANUARY TO OCTOBER 1961		Class Number
	Quantity	Value (\$)	Quantity	Value (\$)	
WHEAT					
990 U STATES	BUSH				174
	102	850	2380	11205	
	102	850	2380	11205	
CEREALS UNMILLED					
N O P	BUSH				175
1 U KINGDOM			3879	10876	
990 U STATES			1377	1916	
			5256	12792	
ALFALFA OR GRASS MEAL DEHYD					
76 NORWAY	CWT		200	726	180
990 U STATES	7151	16444	15211	33779	
	7151	16444	15411	34505	
BRAN AND MILL FEED					
990 U STATES	CWT				182
	250	535	10389	54076	
	250	535	10389	54076	
CORN MEAL					
990 U STATES	BBL				184
	5663	40337	75398	534949	
	5663	40337	75398	534949	
HOMINY CRACKED OR DRIED CORN					
990 U STATES	CWT				185
	22597	73364	149749	484681	
	22597	73364	149749	484681	
MALT FLOUR					
990 U STATES	LB				187
	20819	2158	295011	25350	
	20819	2158	295011	25350	
OATMEAL AND ROLLED OATS					
990 U STATES	LB				188
	600	52	600	52	
	600	52	600	52	
RICE STARCH FLOUR MEAL FEED					
54 FRANCE	LB		4893	604	189
55 GERMANY W			148500	13242	
73 NETHRLNDS			1670	351	
516 HONG KONG	900	140	57710	7987	
559 JAPAN	222	97	1003	297	
990 U STATES	52780	5012	980990	87849	
	53902	5249	1194765	110330	
SAGO AND CASSAVA FLOUR					
1 U KINGDOM	LB		24329	1659	192
516 HONG KONG	800	62	14500	1945	
524 MALAYA	4480	191	15680	637	
583 THAILAND	255420	8000	2250364	74336	
752 BRAZIL	2000	166	360431	16605	
990 U STATES	209557	24967	728001	61071	
	472257	33386	3393305	156253	
WHEAT FLOUR					
990 U STATES	CWT				194
	760	4665	1750	9824	
	760	4665	1750	9824	
CEREALS MILLED					
N O P	CWT				195
1 U KINGDOM			116	2869	
73 NETHRLNDS			25	227	
990 U STATES	437	1862	6042	24855	
	437	1862	6183	27951	
BISCUITS AND BREAD DIETARY					
1 U KINGDOM		1523		12116	201
54 FRANCE		806		806	
76 NORWAY				318	
990 U STATES		1477		26048	
		3806		39288	
BISCUITS NOT SWEETENED					
N O P	LB				203
1 U KINGDOM	162553	49914	796847	244836	
44 BELG LUX	1740	388	3485	836	
49 DENMARK	1201	290	17360	3473	
53 FINLAND	6210	1219	10665	2156	
54 FRANCE	44307	8895	131189	29902	
55 GERMANY W	92	74	7797	2176	
67 ITALY			89	95	
73 NETHRLNDS	8972	1888	132770	33913	
76 NORWAY	14437	2384	74278	12752	
85 SWEDEN	8958	1439	454944	84415	
516 HONG KONG			5042	3419	
559 JAPAN	3830	1328	30915	12583	
990 U STATES	343939	97762	2722621	779437	
	596239	165581	4388002	1209993	
BISCUITS SWEETENED					
N O P	LB				204
1 U KINGDOM	1234261	524931	7717908	3045034	
43 AUSTRIA	12958	2433	21986	5331	
44 BELG LUX	65841	20967	266804	98589	
49 DENMARK	529	134	20807	5378	
54 FRANCE	8531	3542	306958	78003	
55 GERMANY W	31302	12441	107467	42556	
64 IRELAND	3600	1926	35231	13924	
67 ITALY	87	95	43017	16356	
73 NETHRLNDS	57226	14860	398792	97231	
85 SWEDEN	3011	663	3919	860	
86 SWITZRLND			23897	7884	
246 CZECHO S			240	134	
258 GERMANY E	3803	627	4118	1051	
355 ISRAEL			1050	350	
516 HONG KONG	180	119	10420	5415	
559 JAPAN	2695	951	9684	3667	
990 U STATES	182432	49518	1566289	425258	
	1606456	633207	10538587	3847021	
BREAD PASSOVER MATZO PRODUCTS					
1 U KINGDOM				1459	205
55 GERMANY W		873		2485	
355 ISRAEL				10153	
990 U STATES		10692		336437	
		11565		350534	

IMPORTS BY COMMODITIES AND COUNTRIES

Commodity and Country	OCTOBER 1961		JANUARY TO OCTOBER 1961		Class Number
	Quantity	Value (\$)	Quantity	Value (\$)	
CEREAL FOODS 25 POUNDS OR LESS	LB				206
1 U KINGDOM	46900	5609	334084	40489	
55 GERMANY W	12973	2706	69099	13378	
67 ITALY			2310	1462	
73 NETHRLNDS	1102	95	13988	2378	
76 NORWAY			12125	3038	
86 SWITZRLND	2425	922	2425	922	
516 HONG KONG			6901	2244	
559 JAPAN	202	100	3117	729	
990 U STATES	269445	71562	3670505	976773	
	333047	80994	4114554	1041413	
CEREAL FOODS PREPARED N O P					207
1 U KINGDOM		100		5169	
54 FRANCE				286	
55 GERMANY W		447		1893	
67 ITALY				185	
86 SWITZRLND				1334	
559 JAPAN		265		1081	
990 U STATES		23300		316624	
		24112		326572	
MACARONI AND VERMICELLI	LB				208
54 FRANCE			1971	264	
67 ITALY			179051	20275	
73 NETHRLNDS	9509	1104	47680	5177	
516 HONG KONG	4280	818	58213	14596	
559 JAPAN			8642	1520	
990 U STATES	135792	22604	1887594	294559	
	149581	24526	2183151	336391	
MILK FOODS N O P	LB				209
1 U KINGDOM	4800	2280	30195	11386	
55 GERMANY W			3360	2191	
76 NORWAY	4500	1973	15816	6721	
85 SWEDEN			970	313	
990 U STATES	274766	76984	1884778	671245	
	284066	81237	1935119	691856	
ARROWROOT	LB				221
614 AUSTRALIA			16800	2048	
826 LEEWIND			400000	46745	
990 U STATES			48100	7668	
			464900	56461	
MALT WHOLE CRUSHED OR GROUND	LB				224
990 U STATES			102000	5203	
			102000	5203	
SAGO AND TAPIOCA	LB				225
1 U KINGDOM			10154	577	
524 MALAYA	22400	1464	133957	7715	
556 INDONESIA	10826	1363	42186	4894	
752 BRAZIL	45000	3726	152625	13414	
990 U STATES	80000	12006	1031215	148871	
	158226	18559	1370137	175471	
ALL OTHER BREADSTUFFS N O P					226
1 U KINGDOM				3182	
55 GERMANY W				1276	
516 HONG KONG				1280	
990 U STATES		17696		54652	
		17696		60390	
CHOCOLATES IN RETAIL PACKAGES	LB				239
1 U KINGDOM	375132	213318	948592	543228	
43 AUSTRIA	1037	892	1502	1238	
44 BELG LUX			758	351	
49 DENMARK			9721	6894	
53 FINLAND			292	111	
54 FRANCE	1160	878	1703	1131	
55 GERMANY W	25765	11083	52255	25843	
59 GREECE			458	480	
64 IRELAND	147176	71230	701275	296213	
67 ITALY			3921	3257	
73 NETHRLNDS	2637	2434	70795	33171	
86 SWITZRLND	8949	6055	12465	9221	
246 CZECHO S	37102	7685	37102	7685	
355 ISRAEL			23887	7193	
990 U STATES	108653	48349	330291	159881	
	707611	361924	2195017	1095897	
CONFECTIONERY CHOCOLATE N O P	LB				240
1 U KINGDOM	582135	251040	3389887	1305126	
43 AUSTRIA	3692	1443	12636	5417	
44 BELG LUX	16111	6517	33065	13108	
49 DENMARK	1979	1048	42315	18481	
53 FINLAND	1020	239	7256	2852	
54 FRANCE	17229	7849	130586	40418	
55 GERMANY W	117451	62072	366812	199686	
59 GREECE			1841	386	
64 IRELAND	4624	2609	101234	41608	
67 ITALY	1802	1262	41429	32386	
73 NETHRLNDS	55138	29778	466150	190373	
76 NORWAY			4390	2331	
86 SWITZRLND	31583	20292	114712	79648	
246 CZECHO S	13810	6439	20160	8325	
277 POLAND			3832	546	
355 ISRAEL	7175	4050	103097	37167	
559 JAPAN			493	224	
990 U STATES	268456	99869	1819022	660995	
	1122205	494507	6658917	2639077	
FRUIT PIES FROZEN	LB				241
990 U STATES	114506	22986	724746	149623	
	114506	22986	724746	149623	

IMPORTS BY COMMODITIES AND COUNTRIES

Commodity and Country	OCTOBER 1961		JANUARY TO OCTOBER 1961		Class Number
	Quantity	Value (\$)	Quantity	Value (\$)	
CONFECTIONS SWEETENED N O P	LB				242
1 U KINGDOM	126687	34859	656199	162461	
44 BELG LUX	1425	427	12834	3269	
49 DENMARK	9000	3258	103950	36357	
54 FRANCE	4353	731	25950	12734	
55 GERMANY W	38247	12552	85122	28478	
64 IRELAND	181	350	47794	15186	
67 ITALY	871	322	14033	10740	
73 NETHRLNDS	33969	5581	334797	52597	
86 SWITZRLND			440	251	
516 HONG KONG	2670	437	14889	6375	
559 JAPAN	240	60	790	198	
990 U STATES	473731	187440	4727961	1729117	
	691374	246017	6024759	2057763	
FRUITS PEELS CANDIED	LB				243
1 U KINGDOM			720	273	
54 FRANCE	253902	63747	1203189	290776	
55 GERMANY W	1020	759	1020	759	
67 ITALY			950	268	
73 NETHRLNDS			3726	1074	
82 SPAIN	132	58	132	58	
427 UN SO AFR	16800	963	25800	2134	
516 HONG KONG			620	185	
578 TAIWAN			13500	3115	
614 AUSTRALIA	6074	1103	64874	7702	
990 U STATES	28322	9055	145729	38683	
	306250	75685	1460260	345027	
GINGER PRESERVED	LB				244
1 U KINGDOM	255	188	1540	1245	
516 HONG KONG	7957	2748	179966	36406	
559 JAPAN			8258	1499	
578 TAIWAN			2000	895	
614 AUSTRALIA			1816	550	
	8212	2936	193580	40595	
SUGAR CANDY CONFECTIONERY N O P	LB				246
1 U KINGDOM	1975406	476853	13835533	3297904	
43 AUSTRIA	1000	145	74403	18310	
44 BELG LUX	2523	579	27817	8978	
49 DENMARK	7244	3293	216574	49595	
53 FINLAND	5964	1177	19731	4334	
54 FRANCE	37516	7997	148279	40093	
55 GERMANY W	14283	5773	216624	63585	
59 GREECE	235	60	3121	916	
64 IRELAND	9056	2987	236127	55582	
67 ITALY	11315	5516	131268	53290	
73 NETHRLNDS	135004	26216	1034081	216826	
82 SPAIN	344	356	584	519	
85 SWEDEN	6794	1147	570072	95499	
86 SWITZRLND			2145	1182	
246 CZECHO S	11445	1808	192313	24433	
258 GERMANY E	16919	2171	71826	8929	
277 POLAND	3091	349	48356	5955	
287 U S S R			3380	2237	
355 ISRAEL	12710	4564	233976	37024	
516 HONG KONG	3023	1233	73169	19763	
559 JAPAN	13622	6270	46413	15202	
614 AUSTRALIA	2352	280	4872	567	
758 COLOMBIA			5137	807	
886 P RICO			7308	1184	
990 U STATES	346958	101448	3230704	842977	
	2616804	650222	20433813	4865691	
BUBBLE GUM	LB				247
1 U KINGDOM	4225	1356	155255	32256	
49 DENMARK	8730	3202	64041	26262	
54 FRANCE	6834	1912	23534	8214	
55 GERMANY W			6000	1185	
64 IRELAND	169289	34892	773194	151112	
73 NETHRLNDS			11069	3074	
355 ISRAEL	573	267	8595	2075	
886 P RICO			22100	5994	
990 U STATES	52962	15978	498611	167804	
	242613	57607	1562399	397976	
CHEWING GUM N O P	LB				249
1 U KINGDOM	1950	578	27519	6763	
49 DENMARK			14214	3769	
54 FRANCE	794	556	7739	3760	
55 GERMANY W			2093	774	
73 NETHRLNDS	7628	2163	33202	9138	
990 U STATES	5081	1967	128632	44941	
	15453	5264	213399	69145	
GLUCOSE AND SYRUP CORN SYRUP	CWT				251
1 U KINGDOM	11	82	8832	52973	
55 GERMANY W	63	599	283	8462	
73 NETHRLNDS	16	185	428	5081	
427 UN SO AFR			888	3806	
990 U STATES	6479	49006	72869	557824	
	6569	49872	83300	628146	
MOLASSES OF CANE N O P	GAL				252
427 UN SO AFR	1470400	136286	1470400	136286	
716 B GUIANA	518400	61165	3496948	414744	
822 BARBADOS			3426798	357945	
828 TRINIDAD	872661	149146	4770812	641946	
848 CUBA			1531742	170004	
886 P RICO	947659	114785	1986031	236898	
990 U STATES	130989	22363	1579149	304013	
	3940109	483745	18261880	2261836	

IMPORTS BY COMMODITIES AND COUNTRIES

Commodity and Country	OCTOBER 1961		JANUARY TO OCTOBER 1961		Class Number
	Quantity	Value (\$)	Quantity	Value (\$)	
MOLASSES FOR HUMAN CONSUMPTION 822 BARBADOS 990 U STATES	GAL 172	128	1351884 46752	713382 48191	255
	172	128	1398636	761573	
SYRUPS OF CANE OR BEET N O P 1 U KINGDOM 990 U STATES	GAL 3625 219 3844	5391 696 6087	20188 1452 21640	28282 3957 32239	256
SUGAR RAW IMPORTED BY REFINERS 417 MAURITIUS 427 UN SO AFR 614 AUSTRALIA 617 FIJI 716 B GUIANA 817 B HOND 822 BARBADOS 824 JAMAICA 826 LEEW WIND 828 TRINIDAD 848 CUBA 862 FR W IND	CWT 520297 119841 185976 66795 12196 68437 207226	1831702 459895 624781 242924 45848 281457 727718	730857 286648 3323244 701023 1817118 66795 887310 2134896 163528 932118 733776 44315	2509976 1166456 11153505 2817104 6858434 242924 3566640 8678338 626597 3627834 2456946 124791	262
	1180768	4214325	11821628	43829545	
SUGAR RAW N O P 716 B GUIANA 855 DOM REP 862 FR W IND	CWT 7747	32782	42386 95050 92150	1761119 357033 293988	263
	7747	32782	229586	827140	
SUGAR REFINED 1 U KINGDOM 73 NETHRLNDS 848 CUBA 990 U STATES	CWT		50 29 85000 184	690 260 466268 3878	264
			85263	471096	
SUGAR AND SYRUP MAPLE 990 U STATES	LB 4200 4200	1189 1189	6677 6677	2015 2015	265
COCOA BEANS NOT ROASTED 1 U KINGDOM 55 GERMANY W 414 GHANA 418 NIGERIA 457 FR W AFR 513 CEYLON 614 AUSTRALIA 752 BRAZIL 763 ECUADOR 785 VENEZUELA 824 JAMAICA 826 LEEW WIND 828 TRINIDAD 855 DOM REP 990 U STATES	CWT 24124 140 6 4590 562 20	497210 3160 160 94428 12900 756	30815 840 148350 89161 2192 1904 565 8669 5116 2815 4246 1807 3595 377 37706	654635 22013 3191794 1952077 51470 45713 11247 205186 122605 73367 99873 45175 115236 9475 926479	271
	29442	608614	338158	7526345	
COCOA BUTTER 1 U KINGDOM 54 FRANCE 55 GERMANY W 64 IRELAND 67 ITALY 73 NETHRLNDS 414 GHANA 752 BRAZIL 785 VENEZUELA 824 JAMAICA 828 TRINIDAD 855 DOM REP 990 U STATES	LB 425893 551 33069 27294 220445 13440 30000 1000	237778 152 16445 14392 109372 6765 15499 621	2934805 11375 35825 76540 352748 356792 44688 1765869 11023 868939 50039 190000 185076	1638893 8533 8505 46695 188682 190362 23133 872293 5516 478030 25082 100281 92962	273
	751692	401024	6883719	3678967	
COCOA PASTE NOT SWEETENED 1 U KINGDOM 54 FRANCE 55 GERMANY W 73 NETHRLNDS 82 SPAIN 355 ISRAEL 752 BRAZIL 855 DOM REP 990 U STATES	LB 573048 10000 70423 110010 1008 11293 22969 2632	54595 2002 14171 110010 629 721 6003 896	939858 575962 124122 606142 110010 1008 11293 22969 58578	157422 163083 32564 117699 26801 629 721 6003 12628	274
	679072	77667	2449942	517550	
COCOA PASTE SWEETENED 1 U KINGDOM 55 GERMANY W 73 NETHRLNDS 86 SWITZRLND 990 U STATES	LB 1120 792 10700 12612	236 348 4051 4635	10430 1378 5360 3492 99230 120590	2340 218 1921 1608 34958 41045	275
COCOA OR CHOCOLATE POWDER 1 U KINGDOM 54 FRANCE 55 GERMANY W 67 ITALY 73 NETHRLNDS 86 SWITZRLND 990 U STATES	LB 8400 10000 6005 197364 283938 505707	2030 1106 353 31430 61588 96507	197384 22000 97449 32515 1916685 1138 1803017 4070188	39470 2614 12522 2685 319047 403 368580 745321	276

IMPORTS BY COMMODITIES AND COUNTRIES

Commodity and Country	OCTOBER 1961		JANUARY TO OCTOBER 1961		Class Number
	Quantity	Value (\$)	Quantity	Value (\$)	
COCOA AND CHOCOLATE PREPS NOP	LB				277
1 U KINGDOM	268066	58009	2946646	597460	
44 BELG LUX	481	140	2419	846	
54 FRANCE	2503	1184	3203	1283	
55 GERMANY W	12596	4822	103607	22390	
64 IRELAND	448000	71092	2656790	433292	
67 ITALY			47698	5312	
73 NETHRLNOS	76274	12576	384901	74248	
86 SWITZRLND			12326	3381	
414 GHANA			224000	13711	
752 BRAZIL	276311	18348	1114104	75326	
855 DOM REP			67723	7338	
990 U STATES	125288	33387	1144302	270241	
	1209519	199558	8707719	1504828	
CHICORY	LB				282
44 BELG LUX	17193	1418	107036	8725	
54 FRANCE	35668	2316	97340	6121	
73 NETHRLNDS	14733	1341	81585	7519	
990 U STATES	3265	1332	49241	18350	
	70859	6407	335202	40715	
COFFEE GREEN	LB				283
1 U KINGDOM			207194	76736	
329 B M E NES	17618	6579	109510	43235	
415 KENYA	545187	209900	5580387	2152524	
418 NIGERIA			129056	47844	
425 TANGANYKA	321745	119429	2631364	955383	
426 UGANDA	590415	117963	7704225	1674718	
446 ANGOLA			551599	103865	
449 CONGO	181366	59897	1115252	393166	
457 FR W AFR			220176	41588	
519 INOIA	38360	13388	445555	156263	
524 MALAYA			24545	6888	
747 BOLIVIA	6622	2347	6622	2347	
752 BRAZIL	6685704	2245045	48570965	17665725	
758 COLOMBIA	4592905	2056946	24644615	10688394	
763 ECUADOR	87468	30331	431383	133751	
769 PARAGUAY			13200	4345	
774 PERU	37435	14142	400058	155915	
785 VENEZUELA			1010953	389261	
828 TRINIOAO	96735	17855	568793	119243	
845 C RICA	30793	11964	1456582	583618	
855 DOM REP	122974	43275	509270	189248	
857 EL SALVD	151879	51264	2373981	863660	
864 GUATEMALA	124210	46583	2119013	816832	
867 HAITI	42894	13694	242452	81077	
869 HONOURAS			466674	167593	
874 MEXICO	682246	244889	6393394	2395134	
879 NICARAGUA			258225	97370	
990 U STATES	1765968	503031	12952805	3286421	
	16122524	5808522	121137848	43292144	
COFFEE ROASTED AND SUBSTITUTES	LB				286
1 U KINGDOM			1346	1122	
55 GERMANY W			4558	1871	
67 ITALY			3915	1691	
73 NETHRLNOS			842	479	
752 BRAZIL			1200	792	
824 JAMAICA	240	175	2379	2003	
990 U STATES	155934	115410	1477547	1037259	
	156174	115585	1491787	1045217	
COFFEE EXTRACT OF N O P	LB				287
1 U KINGDOM	3338	1251	53958	18826	
86 SWITZRLND	326	518	326	518	
990 U STATES	74111	33181	528754	232431	
	77775	34950	583038	251775	
INSTANT COFFEE POWDER	LB				288
1 U KINGDOM			1420	1362	
54 FRANCE	679	1168	975	2370	
55 GERMANY W	240	407	681	1154	
73 NETHRLNOS	617	1084	6512	14036	
857 EL SALVO			15130	28222	
990 U STATES	349059	575844	2853757	4599795	
	350595	578503	2878475	4646939	
CLOVES UNGROUND	LB				291
1 U KINGDOM			1106	469	
415 KENYA	11200	4038	107456	38184	
462 FR AF NES			27897	7497	
524 MALAYA			7848	3947	
826 LEEW WIND			1000	400	
990 U STATES	156	417	3211	2871	
	11356	4455	148518	53368	
GINGER UNGROUND	LB				292
1 U KINGDOM	4494	1291	50854	6810	
423 S LEONE			41047	7587	
516 HONG KONG			19010	2293	
519 INDIA	4480	737	84160	11779	
559 JAPAN			2000	366	
617 FIJI	11550	1404	37813	4459	
824 JAMAICA	4542	1208	84886	21652	
848 CUBA			942	187	
886 P RICO	3698	704	22979	4372	
990 U STATES	4806	1167	36270	8600	
	33570	6511	380661	68105	
MUSTARD GROUND	LB				293
1 U KINGDOM	59328	31703	383296	199899	
54 FRANCE			200	453	
73 NETHRLNDS			19183	992	

IMPORTS BY COMMODITIES AND COUNTRIES

Commodity and Country	OCTOBER 1961		JANUARY TO OCTOBER 1961		Class Number	
	Quantity	Value (\$)	Quantity	Value (\$)		
990 U STATES	20566	7254	250182	70752	294	
NUTMEGS AND MACE	79894	38957	652861	272096		
73 NETHRLNDS	LB		345	435	294	
524 MALAYA			17920	20135		
826 LEEW WIND	10200	13059	166520	186315		
828 TRINIDAD	2300	2125	13510	13753		
990 U STATES	1586	2755	15321	25907		
PEPPER UNGROUND	14086	17939	213616	246545	296	
1 U KINGDOM	LB		46888	20830		
55 GERMANY W	3044	998	238	100	296	
82 SPAIN			4400	1319		
262 HUNGARY			8840	1523		
288 YUGO SLAV			33000	3151		
377 SUDAN			9678	3617		
418 NIGERIA			30520	5374		
425 TANGANYKA			3681	1539		
426 UGANDA	40640	12263	110351	37952		
473 MOROCCO			14850	3983		
519 INDIA	161560	71891	1431880	602386		
524 MALAYA	24000	36220	631018	283698		
529 B E I NES	21280	9940	126560	65507		
559 JAPAN	4000	1189	50700	13194		
824 JAMAICA	3360	2122	3360	2122		
990 U STATES	3846	2151	69592	31588		
SPICES N O P UNGROUND	321730	136774	2575556	1077883		297
1 U KINGDOM	LB		25380	12131		
67 ITALY			276	340	297	
73 NETHRLNDS			13288	3365		
429 B AFR NES	11200	883	52136	4430		
513 CEYLON			7460	4196		
516 HONG KONG			187732	63277		
519 INDIA			3105	626		
524 MALAYA			138156	29214		
553 CHINA COM			33246	14249		
556 INDONESIA	8341	1117	165463	30002		
586 VIET NAM			13580	5022		
824 JAMAICA	10360	6464	92700	56459		
874 MEXICO			7920	4543		
990 U STATES	749	946	60575	25408		
GINGER AND SPICES NOP GROUND	30650	9410	801017	253262		298
1 U KINGDOM	LB		18828	11848		
54 FRANCE	3628	2431	300	251	298	
55 GERMANY W			6305	5910		
67 ITALY	1349	1160	2642	2539		
73 NETHRLNDS	812	1120	3211	2906		
82 SPAIN	160	103	496252	145311		
262 HUNGARY	21000	8947	24060	4881		
288 YUGO SLAV			66243	15130		
516 HONG KONG			1080	673		
519 INDIA	1120	212	15208	4050		
874 MEXICO			92	59		
990 U STATES	35420	31701	374111	279570		
VANILLA BEANS CRUDE	63489	45674	1008332	473128		300
1 U KINGDOM	LB		1799	11396		
826 LEEW WIND			3210	19065		300
862 FR W IND			1235	7410		
874 MEXICO			4025	28644		
990 U STATES	1033	7219	29833	200792		
SEEDS AROMATIC CRUDE	1033	7219	40102	267307		
1 U KINGDOM	LB		24737	7581	301	
54 FRANCE	4544	933	2008	415		
55 GERMANY W	550	100	9813	1594		
73 NETHRLNDS	19050	2987	145179	22178		
82 SPAIN			2750	760		
473 MOROCCO	24369	2776	162138	21147		
516 HONG KONG	85	70	2351	246		
519 INDIA	11913	1292	47987	8145		
864 GUATEMALA			660	1781		
990 U STATES	13605	5012	80327	20690		
TEA BLACK	74116	13170	477950	84537		319
1 U KINGDOM	LB		4960604	2720149		
44 BELG LUX	518576	300046	34806	13514		319
55 GERMANY W	11780	4376	58503	23788		
64 IRELAND	72	73	1304	1140		
73 NETHRLNDS	30029	13354	424213	188459		
355 ISRAEL			132	424		
415 KENYA	172054	90933	827927	463532		
422 RHOD NYAS	15740	7216	49489	21669		
425 TANGANYKA	49528	25552	314697	166246		
426 UGANDA	200578	112200	644381	353679		
449 CONGO			24890	8930		
476 MOZAMBOQUE			49266	15330		
513 CEYLON	1705440	816277	14624989	7187995		
516 HONG KONG	14790	6793	106769	52956		
519 INDIA	1621454	1028339	12805028	7287461		
524 MALAYA	14375	7809	14375	7809		
553 CHINA COM			21175	6132		
556 INDONESIA			168008	71806		
559 JAPAN	21594	5836	172809	38221		

IMPORTS BY COMMODITIES AND COUNTRIES

Commodity and Country	OCTOBER 1961		JANUARY TO OCTOBER 1961		Class Number	
	Quantity	Value (\$)	Quantity	Value (\$)		
578 TAIWAN	10500	2175	141750	45966	320	
744 ARGENTINA	440	137	17196	6141		
752 BRAZIL			7739	2359		
769 PARAGUAY			2240	600		
990 U STATES	42686	31706	498475	294241		
TEA GREEN	4429636	2452822	35970765	18978547		
	LB					
1 U KINGDOM	8393	3969	8393	3969	320	
513 CEYLON			4190	1761		
516 HONG KONG	1615	889	22062	14065		
559 JAPAN	53005	16076	138162	42921		
578 TAIWAN			1419	1120		
990 U STATES			595	343		
VINEGAR	63013	20934	174821	64179		
	GAL					
1 U KINGDOM			167	378	341	
54 FRANCE	227	310	2501	3581		
67 ITALY			2039	1658		
73 NETHRLNDS			286	244		
78 PORTUGAL			858	322		
516 HONG KONG			90	68		
559 JAPAN			290	244		
990 U STATES	15180	4984	195821	68834		
	15407	5294	202052	75329		
YEAST IN CAKES AND PACKAGES	LB					
1 U KINGDOM	23240	2177	200643	20704	352	
54 FRANCE			106	113		
990 U STATES	3096	3127	25393	23972		
YEAST IN BULK	26336	5304	226142	44789		
	LB					
990 U STATES	1445	823	42139	8970	353	
	1445	823	42139	8970		
HOPS	LB					
44 BELG LUX			3315	2194	362	
55 GERMANY W			3647	3319		
246 CZECHO S			6948	5975		
288 YUGO SLAV			40023	26896		
990 U STATES	70000	39278	644190	383270		
LIQUORICE UNSWEETENED	70000	39278	698123	421654		
	LB					
1 U KINGDOM			300	86	364	
990 U STATES	88785	22475	447772	116412		
MALT SYRUP AND EXTRACTS	88785	22475	448072	116498		
	LB					
1 U KINGDOM	41720	9802	344161	69402	365	
73 NETHRLNDS			57970	8788		
990 U STATES	75655	20040	680031	153875		
ESSENCES EXTRACTS N O P	117375	29842	1082162	232065		
	GAL					
1 U KINGDOM	143	1896	1115	12874	367	
54 FRANCE			1980	2337		
55 GERMANY W	22	640	118	3559		
67 ITALY	184	6467	825	28019		
73 NETHRLNDS			477	3241		
815 BERMUDA	24	1091	76	3128		
990 U STATES	152	4385	1403	64996		
	525	14479	5994	118154		
POTATOES FRENCH FRIED FROZEN	LB					
990 U STATES	45200	4963	1130711	153644		380
	45200	4963	1130711	153644		
POTATO CHIPS NOT FROZEN	LB					
990 U STATES	32843	14536	1808669	722751	381	
	32843	14536	1808669	722751		
VEGETABLE FOOD PRODUCTS N O P						
1 U KINGDOM		45316		386500	390	
44 BELG LUX				5203		
49 DENMARK		1055		4289		
54 FRANCE		113		485		
55 GERMANY W		4198		22111		
67 ITALY				3661		
73 NETHRLNDS		1395		8275		
85 SWEDEN				9732		
86 SWITZRLND		1119		2251		
363 LEBANON				469		
516 HONG KONG		2058		53162		
519 INDIA				603		
524 MALAYA				766		
559 JAPAN		1136		6210		
990 U STATES		236842		2175140		
		293232		2678857		

IMPORTS BY COMMODITIES AND COUNTRIES

Commodity and Country	OCTOBER 1961		JANUARY TO OCTOBER 1961		Class Number
	Quantity	Value (\$)	Quantity	Value (\$)	
<u>GROUP 1</u>					
<u>AGRICULTURAL PRODUCTS</u>					
<u>B OTHER THAN FOOD</u>					
ALE BEER PORTER AND STOUT	GAL				1501
1 U KINGDOM	36676	50473	248304	343687	
49 DENMARK	1051	1355	14338	17970	
55 GERMANY W	4346	5165	33537	39266	
73 NETHRLNDS	1077	1470	8261	10526	
559 JAPAN	556	1880	3912	12941	
	43706	60343	308352	424390	
BRANDY	P GAL				1511
1 U KINGDOM	25	161	642	5731	
54 FRANCE	16472	177348	188431	1621173	
55 GERMANY W	161	2018	654	8399	
59 GREECE	288	2569	1812	15207	
67 ITALY			510	3778	
73 NETHRLNDS			35	385	
78 PORTUGAL	2531	10216	16135	64049	
82 SPAIN	608	3706	3576	21180	
86 SWITZRLND	13	251	104	1981	
246 CZECHO S	55	324	153	1014	
288 YUGO SLAV	350	1955	2082	11186	
316 CYPRUS			3506	13494	
355 ISRAEL	7	81	417	5936	
427 UN SO AFR	11456	30380	102656	277177	
614 AUSTRALIA	8630	32164	46079	171060	
990 U STATES	37	384	39	467	
	40633	261557	366831	2222217	
CORDIALS AND LIQUEURS N O P	P GAL				1512
1 U KINGDOM	3117	47616	16773	240303	
49 DENMARK	734	9457	5305	78339	
54 FRANCE	4743	54494	33719	386002	
59 GREECE	36	237	637	4807	
64 IRELAND	21	274	83	1226	
67 ITALY	113	1215	1277	14967	
73 NETHRLNDS	2878	30809	15348	156698	
76 NORWAY	44	198	317	1467	
85 SWEDEN	44	232	234	1185	
262 HUNGARY			235	1765	
288 YUGO SLAV			243	1500	
614 AUSTRALIA	165	1709	347	3554	
824 JAMAICA	367	4151	2496	28188	
828 TRINIDAD	401	9946	1035	24090	
848 CUBA			100	1743	
874 MEXICO			296	5889	
886 P RICO	119	683	1330	7623	
990 U STATES			56	1556	
	12782	161021	79831	960902	
GIN	P GAL				1513
1 U KINGDOM	21755	107529	176863	847719	
55 GERMANY W	21	107	273	1473	
73 NETHRLNDS	53	248	5043	17180	
	21829	107884	182179	866372	
RUM	P GAL				1514
1 U KINGDOM	40633	171763	229940	791368	
54 FRANCE	84	606	499	3694	
716 B GUIANA	36556	57755	253905	352879	
813 BAHAMAS	20035	22042	32743	34972	
822 BARBADOS	5655	17016	75428	189416	
824 JAMAICA	2759	15059	106239	255827	
828 TRINIDAD	9710	46718	75800	343594	
848 CUBA	65	840	1939	22710	
867 HAITI	112	856	791	5742	
874 MEXICO	345	4496	520	6755	
886 P RICO	14121	91399	69445	492028	
990 U STATES			489	679	
	130075	428550	847738	2499664	
WHISKY	P GAL				1515
1 U KINGDOM	115490	918662	687058	5301467	
64 IRELAND			342	2754	
73 NETHRLNDS			6	68	
990 U STATES	5563	24863	423244	668073	
	121053	943525	1110650	5972362	
ABSINTHE ALCOHOLIC LIQUORS NOP	P GAL				1516
277 POLAND	554	3539	9686	64261	
287 U S S R	30	255	45	385	
	584	3794	9731	64646	
WINES NON SPARKLING	GAL				1530
1 U KINGDOM	11235	57237	67923	374070	
43 AUSTRIA	100	345	2057	7736	
44 BELG LUX	120	401	330	1116	
49 DENMARK	1995	5568	13968	38602	
54 FRANCE	59208	235817	455551	1712307	
55 GERMANY W	7564	36419	53162	257342	
59 GREECE	934	2874	15508	27560	
64 IRELAND	1457	7200	1515	7497	
67 ITALY	47727	147895	312045	945640	
73 NETHRLNDS			165	542	

IMPORTS BY COMMODITIES AND COUNTRIES

Commodity and Country	OCTOBER 1961		JANUARY TO OCTOBER 1961		Class Number	
	Quantity	Value (\$)	Quantity	Value (\$)		
78 PORTUGAL	34082	56113	227925	365825	1560	
82 SPAIN	11276	41174	72467	226444		
86 SWITZRLND	553	2104	2944	11545		
262 HUNGARY			1070	5185		
316 CYPRUS	519	743	7427	11839		
355 ISRAEL	482	1660	9613	33580		
427 UN SO AFR	29014	53655	167636	312227		
443 ALGERIA	7963	12089	48694	72986		
516 HONG KONG	499	2358	2371	11263		
614 AUSTRALIA	26870	61439	253208	555076		
990 U STATES	13477	38813	101684	285524		
	255075	763904	1817263	5263906		
WINES SPARKLING						1570
1 U KINGDOM			178	1188		
54 FRANCE	6186	71160	35964	429255		
55 GERMANY W	440	2623	2029	13271		
67 ITALY	872	4197	5478	26883		
82 SPAIN			6	60		
355 ISRAEL			326	2496		
614 AUSTRALIA			146	1269		
990 U STATES			8	72		
	7498	77980	44135	474494		
GUMS AMBER AND ARABIC					1571	
1 U KINGDOM			69981	12159		
377 SUDAN	12366	2442	315659	48886		
990 U STATES	81585	12906	315900	97477		
	26802	7035	701540	158522		
GUMS AUSTL COPAL OAMAR ETC					1572	
524 MALAYA			983650	49366		
990 U STATES	229250	14094	125662	33120		
	20066	5035	1109312	82486		
GUMS BARBERRY ELEMI GEDOA ETC					1573	
1 U KINGDOM			156	627		
559 JAPAN			250	348		
990 U STATES	16339	12444	337241	170732		
	16339	12444	337647	171707		
CHICLE OR SAPPATO GUM CRUDE					1576	
817 B HOND			22759	19377		
874 MEXICO			17790	19726		
864 GUATEMALA			324240	304841		
990 U STATES	66472	33670	556359	276142		
	66472	33670	921148	620086		
SHELLAC BLEACHED					1577	
1 U KINGDOM			4540	1937		
55 GERMANY W			2000	800		
990 U STATES	5752	3150	70410	36866		
	5752	3150	76950	39603		
LAC CRUDE SEEO STICK AND SHELL					1579	
1 U KINGDOM			16085	4145		
519 INDIA	11553	2929	814736	170767		
583 THAILAND	134480	29612	862329	159848		
990 U STATES	124633	21066	142015	45146		
	8983	5401	1835165	379906		
RESIN OR ROSIN					1580	
1 U KINGDOM			111900	10245		
59 GREECE	500	59	44412	7699		
874 MEXICO			65871	6545		
990 U STATES	2305008	233732	18752461	2041551		
	2305508	233791	18974644	2066040		
ROSIN SIZING					1581	
990 U STATES	1675222	247551	13464413	1990731		
	1675222	247551	13464413	1990731		
GUMS AND BLENDS N O P					1583	
1 U KINGDOM			68440	47703		
49 DENMARK			1800	2446		
67 ITALY	4480	1666	35840	12733		
73 NETHRLNDS	2209	1535	43653	17515		
76 NORWAY			1364	940		
519 INDIA			45155	2035		
529 B E I NES			10600	1018		
874 MEXICO			128200	7865		
990 U STATES	486451	155993	3814606	1479196		
	493810	159881	4149658	1571451		
TALL OIL AND TALL OIL PITCH					1584	
85 SWEDEN			40238	1319		
990 U STATES	1148905	83519	9727179	612846		
	1148905	83519	9767417	614165		
COTTON SEED CAKE AND MEAL					1591	
990 U STATES	2271	7538	50320	154733		
	2271	7538	50320	154733		
LINSEED OIL CAKE AND MEAL					1592	
990 U STATES	460	1416	4645	14052		
	460	1416	4645	14052		
SOYA BEAN OIL CAKE AND MEAL					1594	
990 U STATES	362379	1105039	2905522	9643552		
	362379	1105039	2905522	9643552		
SOYA BEAN FLOUR					1595	
55 GERMANY W			44	506		
990 U STATES	2507	28407	26161	215456		
	2507	28407	26205	215962		
OIL CAKE AND MEAL N O P					1597	
752 BRAZIL			43582	123391		
990 U STATES	988	3506	5592	17640		
	988	3506	49174	141031		
CASTOR OIL NOT EDIBLE					1601	
1 U KINGDOM	103	2761	3672	60613		

IMPORTS BY COMMODITIES AND COUNTRIES

Commodity and Country	OCTOBER 1961		JANUARY TO OCTOBER 1961		Class Number
	Quantity	Value (\$)	Quantity	Value (\$)	
73 NETHRLNOS			3307	50433	
519 INDIA			219	3981	
752 BRAZIL	11828	165207	27558	387252	
990 U STATES	37	1073	659	18331	
	11968	169041	35415	520610	
CHINAWOOD OIL NOT EDIBLE	CWT				1602
516 HONG KONG	213	5615	885	20494	
744 ARGENTINA	2129	64190	8123	238431	
769 PARAGUAY	619	17784	5808	155278	
990 U STATES	188	5943	9482	196563	
	3149	93532	24298	610766	
COCOANUT OIL CRUDE AND REFINED	CWT				1603
1 U KINGDOM			1547	25806	
64 IRELAND	20	323	203	3083	
513 CEYLON	85805	821575	440838	4433836	
524 MALAYA	112	1295	8586	87081	
990 U STATES	1275	10060	7384	52392	
	87212	833253	458558	4602198	
COTTONSEED OIL CRUDE REFINED	CWT				1605
1 U KINGDOM	6581	99705	6581	99705	
990 U STATES	23222	319659	327989	4261471	
	29903	419364	334570	4361176	
ESSENTIAL OIL N O P	LB				1606
1 U KINGDOM	2897	2560	104274	95144	
44 BELG LUX	110	295	1555	144499	
49 DENMARK	1540	864	2200	1254	
54 FRANCE	107	1887	20246	66788	
55 GERMANY W	989	1279	37112	15812	
67 ITALY	38	307	2652	9234	
73 NETHRLNDS	1450	976	12913	10879	
78 PORTUGAL			10376	3174	
82 SPAIN			5071	5557	
86 SWITZRLND	428	2516	3402	29047	
277 POLAND			2200	655	
513 CEYLON			800	1292	
516 HONG KONG			26778	102012	
519 INDIA			874	10884	
524 MALAYA	775	4028	2875	14784	
553 CHINA COM			1157	552	
578 TAIWAN			3748	454	
614 AUSTRALIA			2400	2265	
752 BRAZIL			2724	1754	
774 PERU			100	168	
815 BERMUDA			4905	24630	
824 JAMAICA	1380	5193	1870	6244	
826 LEEW WIND			616	427	
828 TRINIDAD	1032	6271	4908	28351	
855 DOM REP			400	2000	
867 HAITI			4742	26096	
874 MEXICO			1530	8224	
990 U STATES	116269	372613	1128137	3011690	
	127715	398789	1390565	3623870	
FLAXSEED OR LINSEED OIL	CWT				1608
1 U KINGDOM			37	918	
55 GERMANY W			6	344	
990 U STATES	247	5173	1024	25224	
	247	5173	1067	26486	
FOOTS OF COTTON SEED OR OLIVES	CWT				1609
990 U STATES			612	3937	
			612	3937	
OLIVE OIL CRUDE AND REFINED	CWT				1610
54 FRANCE	63	2453	367	12537	
59 GREECE	112	3313	753	24898	
67 ITALY	2222	73834	12740	393851	
78 PORTUGAL	89	2712	915	27928	
82 SPAIN	1351	34047	10282	242911	
487 TUNISIA			953	27066	
990 U STATES	129	3339	1174	32469	
	3966	119698	27184	761660	
PALM AND PALM KERNEL OIL	CWT				1611
1 U KINGDOM			35880	444101	
73 NETHRLNOS			16	408	
418 NIGERIA			26110	251801	
449 CONGO			914	9815	
524 MALAYA	53343	552994	398886	3906724	
990 U STATES			1398	13225	
	53343	552994	463204	4626074	
PEANUT OIL CRUDE AND REFINED	CWT				1613
1 U KINGDOM	12376	187826	49376	770514	
54 FRANCE	6	240	6	240	
427 UN SO AFR			13570	200827	
516 HONG KONG	34	866	822	19884	
990 U STATES	802	21301	4998	105765	
	13218	210233	68772	1097230	
PEPPERMINT OIL	LB				1614
1 U KINGDOM			1647	5642	
559 JAPAN			2800	10541	
752 BRAZIL			1587	3740	
990 U STATES	9761	49562	60356	306725	
	9761	49562	66390	326648	
RESIN OIL	CWT				1617
990 U STATES	735	5021	6136	44251	
	735	5021	6136	44251	
SOYA BEAN OIL CRUDE REFINED	CWT				1619
990 U STATES	12234	153785	192226	2507082	
	12234	153785	192226	2507082	

IMPORTS BY COMMODITIES AND COUNTRIES

Commodity and Country	OCTOBER 1961		JANUARY TO OCTOBER 1961		Class Number
	Quantity	Value (\$)	Quantity	Value (\$)	
VEG OILS CRUDE AND REFINED NOP	CWT				1620
1 U KINGDOM	8403	128413	82166	1228715	
55 GERMANY W			329	5932	
85 SWEDEN			210	3001	
427 UN SO AFR	210	3740	210	3740	
516 HONG KONG			83	3213	
559 JAPAN	30	1097	39	1409	
990 U STATES	5589	131144	42080	854834	
	14232	264394	125117	2100844	
CASHEW NUT SHELL OIL	CWT				1622
990 U STATES	292	4648	826	15219	
	292	4648	826	15219	
OITICICA OIL	CWT				1623
752 BRAZIL			2210	33314	
990 U STATES	325	4793	1706	24132	
	325	4793	3916	57446	
SUNFLOWER SEED OIL	CWT				1624
VEGETABLE OILS FOR TEXTILES	CWT				1625
1 U KINGDOM			51	1010	
86 SWITZRLND	10	1721	47	5327	
990 U STATES	1356	32552	16945	396148	
	1366	34273	17043	402485	
LEMON OIL AND ORANGE OIL	LB				1626
1 U KINGDOM	90	115	3643	10626	
55 GERMANY W	110	301	110	301	
67 ITALY			4550	20581	
73 NETHRLNDS			1070	2921	
86 SWITZRLND	55	626	125	1530	
355 ISRAEL			150	142	
817 B HOND			11059	3214	
824 JAMAICA			6300	2345	
990 U STATES	6577	15632	147293	240976	
	6832	16674	174300	282636	
SPEARMINT OIL	LB				1627
990 U STATES	2550	9517	28935	129071	
	2550	9517	28935	129071	
OILS HYDROGENATED BLOWN ETC	CWT				1628
1 U KINGDOM			28	522	
55 GERMANY W	5	172	216	5467	
73 NETHRLNDS	1254	19364	7120	113611	
85 SWEDEN			66	869	
990 U STATES	11886	178889	153729	2317201	
	13145	198425	161159	2437670	
ROSE BUSHES N O P	NO				1646
1 U KINGDOM			5851	3411	
44 BELG LUX			77785	13275	
49 DENMARK			42045	11303	
54 FRANCE			2099	410	
55 GERMANY W	238	157	2862	948	
73 NETHRLNDS			494632	98385	
990 U STATES			1394391	408901	
	238	157	2019665	536633	
BUSHES ROOTS AND VINES N O P	NO				1647
54 FRANCE			92474	17158	
73 NETHRLNDS			69450	6538	
990 U STATES	12450	771	3167893	80615	
	12450	771	3329817	104311	
APPLE TREES N O P	NO				1651
73 NETHRLNDS			952	711	
990 U STATES	100	62	18485	11924	
	100	62	19437	12635	
PEACH TREES AND JUNE BUDS NOP	NO				1653
990 U STATES			69645	43377	
			69645	43377	
FRUIT TREES N O P	NO				1657
44 BELG LUX			65	83	
73 NETHRLNDS			165	172	
559 JAPAN			1500	297	
990 U STATES	375	252	23071	15895	
	375	252	24801	16447	
AZALEAS RHODODENDRONS ETC					1662
1 U KINGDOM		974		10021	
44 BELG LUX		125038		207367	
49 DENMARK		181		294	
54 FRANCE		601		8011	
55 GERMANY W				1088	
67 ITALY				2981	
73 NETHRLNDS		147336		764777	
427 UN SO AFR		3051		3641	
516 HONG KONG		1027		2970	
559 JAPAN				3678	
614 AUSTRALIA				89	
864 GUATEMALA				52	
886 P RICO		295		3340	
990 U STATES		116953		793846	
		395456		1802155	
PALMS FERNS FICUS CANNAS ETC					1663
1 U KINGDOM				258	
44 BELG LUX		962		3369	
73 NETHRLNDS		6146		46426	
559 JAPAN		267		3278	
990 U STATES		3525		48772	
		10900		102103	
TULIP BULBS					1664
44 BELG LUX		2298		2442	

IMPORTS BY COMMODITIES AND COUNTRIES

Commodity and Country	OCTOBER 1961		JANUARY TO OCTOBER 1961		Class Number
	Quantity	Value (\$)	Quantity	Value (\$)	
49 DENMARK				13066	
73 NETHRLNDS		138043		537292	
559 JAPAN		189		40015	
990 U STATES		5412		14204	
GLADIOLI BULBS		145942		607019	
73 NETHRLNDS				89587	1665
559 JAPAN				992	
990 U STATES				12953	
FLOWERS AND FOLIAGE CUT				103532	
1 U KINGDOM		52		1192	1666
44 BELG LUX		65		2617	
49 DENMARK				692	
54 FRANCE				127	
55 GERMANY W		893		893	
67 ITALY		3570		13312	
73 NETHRLNDS		351		11397	
427 UN SO AFR		52		52	
516 HONG KONG		80		732	
559 JAPAN				1861	
614 AUSTRALIA		1816		4934	
813 BAHAMAS				252	
815 BERMUDA				2433	
874 MEXICO		328		5668	
886 P RICO				472	
990 U STATES		116847		1872923	
TREES SEEDLING STOCK		124054		1919557	
1 U KINGDOM				352	1668
44 BELG LUX				481	
49 DENMARK				1245	
54 FRANCE				1626	
55 GERMANY W				1331	
73 NETHRLNDS				16717	
990 U STATES		703		18565	
FLORIST OR NURSERY STOCK N O P		703		40317	
1 U KINGDOM		87		1931	1669
44 BELG LUX		17813		65440	
49 DENMARK				5951	
54 FRANCE				3500	
55 GERMANY W				9422	
73 NETHRLNDS		1223		706475	
559 JAPAN				2883	
886 P RICO		206		2787	
990 U STATES		89721		1157729	
LATEX NATURAL		109050		1956118	
1 U KINGDOM	LB 5724	1719	5724	1719	1678
524 MALAYA			51006	18010	
990 U STATES	365064	127481	3562976	1244223	
LATEX SYNTHETIC	LB 370788	129200	3619706	1263952	
990 U STATES	558617	228177	5133550	1937555	1679
RUBBER ALLIED GUMS N O P	LB 558617	228177	5133550	1937555	
752 BRAZIL			3690	1122	1680
990 U STATES	7288	19069	63587	159510	
RUBBER CRUDE CAOUTCHOUC	LB 7288	19069	67277	160632	
1 U KINGDOM	56054	17630	511715	134397	1683
418 NIGERIA	67200	16163	3485508	847522	
468 LIBERIA			156800	49904	
513 CEYLON	201600	50356	5241159	1214970	
524 MALAYA	4969010	1276724	40252666	9915045	
529 B E I NES	44800	11607	569071	158265	
556 INDONESIA			350878	77080	
583 THAILAND			78400	17226	
990 U STATES	144903	42585	2012872	557721	
RUBBER POWDERED WASTE OR JUNK	LB 5483567	1415065	52659069	12972130	
1 U KINGDOM			139402	8826	1687
73 NETHRLNDS			3861	797	
990 U STATES	451931	29559	4535470	287669	
RUBBER RECOVERED	LB 451931	29559	4678733	297292	
1 U KINGDOM	102000	12303	940928	99840	1688
990 U STATES	1814098	218463	18004974	2094217	
RUBBER SUBSTITUTE OR SYNTHETIC	LB 1916098	230766	18945902	2194057	
1 U KINGDOM			2720	374	1689
55 GERMANY W	15576	6231	28320	10351	
73 NETHRLNDS	2004	319	5564	896	
990 U STATES	3371232	950104	27383685	7487223	
RUBBER THREAD	LB 3388812	956654	27420289	7498844	
1 U KINGDOM	1899	2183	17859	19102	1690
990 U STATES	31245	63797	292314	560920	
HARD RUBBER STRIP SHEET ROD	LB 33144	65980	310173	580022	
1 U KINGDOM	2777	606	4073	1568	1691
55 GERMANY W			242	108	
990 U STATES	3781	5613	25441	39447	
	6558	6219	29756	41123	

IMPORTS BY COMMODITIES AND COUNTRIES

Commodity and Country	OCTOBER 1961		JANUARY TO OCTOBER 1961		Class Number
	Quantity	Value (\$)	Quantity	Value (\$)	
WATERPROOF RUBBER FOOTWEAR	PAIR				1695
1 U KINGDOM	40322	72205	348739	542128	
53 FINLAND			200	516	
55 GERMANY W	271	1254	271	1254	
67 ITALY	420	1568	8624	11772	
73 NETHRLNDS			120	488	
86 SWITZRLND			3600	6754	
246 CZECHO S	53341	60863	383931	463215	
277 POLAND	17244	15231	67492	56974	
516 HONG KONG	5091	6623	43341	51503	
559 JAPAN	270910	268769	1417580	1470416	
990 U STATES	1905	4183	33809	49391	
	389504	430696	2307707	2654411	
RUBBER FOOTWEAR N O P	PAIR				1696
1 U KINGDOM			29980	13680	
55 GERMANY W			227	363	
516 HONG KONG			21416	7004	
559 JAPAN	30240	3078	1516740	221469	
	30240	3078	1568363	242516	
FOAM RUBBER SHEETING					1697
990 U STATES		14693		208016	
		14693		208016	
RUBBER SHEETING N O P					1698
1 U KINGDOM		9455		69616	
55 GERMANY W		428		5776	
67 ITALY				5167	
73 NETHRLNDS				474	
246 CZECHO S				812	
524 MALAYA		6311		138105	
990 U STATES		28066		229649	
		44260		449599	
CONVEYOR BELTING OF RUBBER					1699
1 U KINGDOM		15685		218827	
55 GERMANY W				2015	
67 ITALY				1984	
73 NETHRLNDS				1000	
559 JAPAN		2418		15327	
990 U STATES		11879		113289	
		29982		352442	
BELTING RUBBER N O P					1701
1 U KINGDOM		18053		115520	
43 AUSTRIA				973	
55 GERMANY W		153		1452	
67 ITALY				189	
73 NETHRLNDS				1870	
85 SWEDEN		190		3366	
86 SWITZRLND		629		4880	
559 JAPAN		386		6600	
990 U STATES		35534		398143	
		54945		532993	
CANVAS SHOES RUBBER SOLES	PAIR				1702
1 U KINGDOM			8790	10491	
54 FRANCE			2350	3009	
55 GERMANY W	1390	1896	5288	10848	
67 ITALY			6057	8611	
73 NETHRLNDS			2686	2871	
86 SWITZRLND	3498	2190	4098	2582	
246 CZECHO S	38970	23323	426195	271730	
516 HONG KONG	13384	9534	1527278	761525	
519 INDIA			406403	194982	
553 CHINA COM			1320	1311	
559 JAPAN	36406	11142	2539772	1120676	
990 U STATES	6729	9305	51123	57974	
	100377	57390	4981360	2446610	
CEMENT RUBBER					1704
1 U KINGDOM		242		4034	
55 GERMANY W		324		8880	
990 U STATES		93887		662904	
		94453		675818	
GOLF BALLS	DOZ				1707
1 U KINGDOM	3230	12232	56962	189173	
559 JAPAN	1913	2870	104429	178506	
990 U STATES	2760	17162	76233	516480	
	7903	32264	237624	884159	
HEELS RUBBER	PAIR				1708
1 U KINGDOM	144	73	21708	2694	
64 IRELAND			9130	1682	
516 HONG KONG			18360	2519	
990 U STATES	97444	17756	827261	119174	
	97588	17829	876459	126069	
HOSE RUBBER OR GUTTA	PERCHA				1709
1 U KINGDOM		40212		255495	
49 DENMARK		95		4785	
54 FRANCE		323		2313	
55 GERMANY W		2159		9256	
67 ITALY		588		3218	
73 NETHRLNDS				2081	
76 NORWAY		7042		24419	
85 SWEDEN		50		1752	
614 AUSTRALIA				1931	
990 U STATES		240320		1901650	
		290789		2206900	
WATER BOTTLES RUBBER					1710
1 U KINGDOM		3199		28491	
43 AUSTRIA				2819	
67 ITALY				95	

IMPORTS BY COMMODITIES AND COUNTRIES

Commodity and Country	OCTOBER 1961		JANUARY TO OCTOBER 1961		Class Number
	Quantity	Value (\$)	Quantity	Value (\$)	
246 CZECHO S		1709		9583	1711
990 U STATES		334		5762	
MATERIALS FOR SEALING COMPOUND		5242		46750	1712
990 U STATES		6896		203729	
MATS AND MATTING RUBBER		6896		203729	1712
1 U KINGDOM		1185		18475	
54 FRANCE				275	1713
55 GERMANY W		346		6741	
67 ITALY				1439	1715
73 NETHRLNDS		225		1873	
85 SWEDEN		140		454	1716
246 CZECHO S		802		13910	
559 JAPAN				745	1717
990 U STATES		177409		1221767	
PACKING RUBBER		180107		1265679	1713
1 U KINGDOM		4234		24803	
55 GERMANY W		569		1015	1715
85 SWEDEN		84		932	
990 U STATES		36189		272502	1715
TIRES BICYCLE AND MOTORCYCLE	NO	41076		299252	
1 U KINGDOM	3819	3480	47121	48907	1715
43 AUSTRIA	200	1022	400	1210	
44 BELG LUX	124	77	27461	17761	1716
54 FRANCE			525	510	
55 GERMANY W	3080	2572	68647	46345	1716
67 ITALY			2655	6896	
73 NETHRLNDS	3815	2372	305217	188390	1717
85 SWEDEN	3127	6216	21787	18484	
246 CZECHO S	30	137	3388	3753	1717
559 JAPAN	1800	1143	15408	9327	
990 U STATES	1360	3284	13848	17970	1716
TIRES CASINGS N O P	NO	17355	20303	506457	
1 U KINGDOM	1140	19802	14278	221711	1717
43 AUSTRIA			3156	55356	
44 BELG LUX			337	7058	1717
54 FRANCE	794	22989	17350	598227	
55 GERMANY W	1959	25427	8040	110644	1717
67 ITALY	4090	37306	13020	194844	
73 NETHRLNDS			2000	4532	1717
85 SWEDEN	1500	2759	28391	55226	
86 SWITZRLND	217	3220	1513	18471	1717
355 ISRAEL			82	4433	
559 JAPAN			732	39445	1717
990 U STATES	6104	715466	75781	4408040	
INNER TUBES RUBBER N O P	NO	15804	826969	164680	5717987
1 U KINGDOM	829	2498	3562	8569	1717
43 AUSTRIA	200	173	722	1474	
54 FRANCE	473	1241	15604	36917	1717
55 GERMANY W	347	478	2419	4424	
67 ITALY	409	428	5123	6891	1717
76 NORWAY			50	86	
85 SWEDEN	3075	1601	34104	18081	1717
86 SWITZRLND	600	1164	1920	3602	
559 JAPAN			1858	1915	1717
990 U STATES	1773	18498	28473	152673	
TIRES SOLID AUTOMOBILE	NO	7706	26081	93835	234632
990 U STATES	58	1971	2843	76317	1718
TIRES SOLID RUBBER N O P				76317	
1 U KINGDOM		2779		80381	1719
559 JAPAN				7047	
990 U STATES		35185		287946	1720
MANUFACTURES OF RUBBER N O P		37964		375374	
1 U KINGDOM		35777		325785	1720
43 AUSTRIA		261		5721	
44 BELG LUX				188	1721
49 DENMARK		105		2272	
54 FRANCE		171		22762	1721
55 GERMANY W		11141		74657	
67 ITALY		1013		40103	1721
73 NETHRLNDS		925		12910	
82 SPAIN		50		13575	1721
85 SWEDEN		632		8555	
86 SWITZRLND				791	1721
246 CZECHO S				379	
277 POLAND				792	1721
355 ISRAEL				931	
516 HONG KONG		329		3502	1721
559 JAPAN		9152		83562	
990 U STATES		601800		5663174	1721
BICYCLE INNER TUBES RUBBER	NO	661356		6259659	
1 U KINGDOM	418	170	32608	15723	1721
43 AUSTRIA			12000	3304	
44 BELG LUX			20915	7452	1721
54 FRANCE			206	224	
55 GERMANY W	10100	2753	212037	56429	1721
67 ITALY			300	354	

IMPORTS BY COMMODITIES AND COUNTRIES

Commodity and Country	OCTOBER 1961		JANUARY TO OCTOBER 1961		Class Number
	Quantity	Value (\$)	Quantity	Value (\$)	
73 NETHRLNDS	12800	4175	365299	102614	
85 SWEDEN	3500	2115	24928	9068	
246 CZECHO S			600	486	
355 ISRAEL			10500	2752	
559 JAPAN	2100	681	9000	2783	
990 U STATES			1166	1044	
GASKETS AND WASHERS RUBBER	28918	9894	689559	202233	1722
1 U KINGDOM		2331		45359	
44 BELG LUX				9374	
55 GERMANY W		2103		4147	
67 ITALY				568	
73 NETHRLNDS				1397	
85 SWEDEN				108	
86 SWITZRLND				506	
559 JAPAN				377	
990 U STATES		193055		1459784	
		197489		1521620	
DRUGGISTS SUNDRIES RUBBER					1723
1 U KINGDOM		2731		52426	
43 AUSTRIA				1983	
55 GERMANY W		789		17909	
67 ITALY				378	
73 NETHRLNDS				2167	
246 CZECHO S		392		1791	
559 JAPAN		4720		9027	
990 U STATES		72708		653218	
		81340		738899	
TIRE REPAIR MATERIAL OF RUBBER					1724
1 U KINGDOM				11404	
54 FRANCE				3359	
55 GERMANY W		21680		169102	
824 JAMAICA				6862	
990 U STATES		77720		628213	
		99400		818940	
NURSING NIPPLES RUBBER	GROSS				1725
1 U KINGDOM			205	912	
990 U STATES	1385	14729	7361	93639	
	1385	14729	7566	94751	
FLOORING OF RUBBER EXC TILES	SQ YD				1726
1 U KINGDOM			52	86	
54 FRANCE	1034	2880	3118	8255	
990 U STATES	19625	43529	204805	420850	
	20659	46409	207975	429191	
V BELTS CHIEFLY OF RUBBER					1727
1 U KINGDOM		6236		113953	
43 AUSTRIA				276	
49 DENMARK		470		470	
55 GERMANY W		1043		17043	
67 ITALY		93		3950	
73 NETHRLNDS				1470	
85 SWEDEN		744		8167	
559 JAPAN		426		9328	
990 U STATES		46935		421637	
		55947		576294	
SOLES SOLING MATERIALS RUBBER					1728
1 U KINGDOM		1116		13731	
55 GERMANY W		1108		2169	
67 ITALY				3013	
524 MALAYA				837	
990 U STATES		48293		436182	
		50517		455932	
AUTOMOTIVE PARTS OF RUBBER NOP					1729
1 U KINGDOM		5841		38305	
54 FRANCE		390		7902	
55 GERMANY W		7777		22221	
67 ITALY				1093	
85 SWEDEN				106	
559 JAPAN				1859	
614 AUSTRALIA				2350	
990 U STATES		305083		1963005	
		319091		2036841	
WEATHERSTRIPPING OF RUBBER					1730
1 U KINGDOM		695		7692	
55 GERMANY W		487		13156	
990 U STATES		132407		784098	
		133589		804946	
TIRES PNEUM USED EXCEPT SCRAP	NO				1731
1 U KINGDOM	1250	2312	53947	86334	
44 BELG LUX			8303	35649	
73 NETHRLNDS			801	3782	
86 SWITZRLND	150	2247	20627	54654	
990 U STATES	2511	11937	43168	135670	
	3911	16496	126846	316089	
TIRES TRACTOR AND IMPLEMENT	NO				1732
1 U KINGDOM	53	1089	684	14216	
67 ITALY			282	5664	
73 NETHRLNDS			14	290	
85 SWEDEN	500	1135	834	2447	
886 P RICO			6	678	
990 U STATES	1347	54788	41880	1402956	
	1900	57012	43700	1426251	
SUGAR BEET SEED	LB				1744
55 GERMANY W			2851	2021	
73 NETHRLNDS			8313	6961	
990 U STATES			43693	16631	
			54857	25613	

IMPORTS BY COMMODITIES AND COUNTRIES

Commodity and Country	OCTOBER 1961		JANUARY TO OCTOBER 1961		Class Number
	Quantity	Value (\$)	Quantity	Value (\$)	
SEEDS FOR BLENDING	LB				1746
49 DENMARK	4400	461	22037	1794	
54 FRANCE			11806	3503	
55 GERMANY W	2778	412	7778	965	
73 NETHRLNDS	151175	16637	211385	22917	
473 MOROCCO	154323	17743	358381	40117	
519 INDIA	18644	3696	66168	11745	
744 ARGENTINA			523205	39601	
990 U STATES	76268	10338	434237	48348	
	407588	49287	1634997	168990	
CLOVER SEED	LB				1750
1 U KINGDOM	179770	35979	545988	108731	
53 FINLAND			252	253	
76 NORWAY			2891	2820	
85 SWEDEN			4191	4725	
622 NEW ZEAL	2240	1461	63832	39887	
990 U STATES	6700	3439	3628488	1557382	
	188710	40879	4245642	1713798	
FLAX SEED	BUSH				1751
54 FRANCE			79	579	
990 U STATES			3231	9504	
			3310	10083	
BENT GRASS SEED	LB				1753
55 GERMANY W			2000	1415	
622 NEW ZEAL	4480	4373	17830	14767	
990 U STATES	21600	11472	441230	168397	
	26080	15845	461060	184579	
GRASS SEED TIMOTHY	LB				1754
1 U KINGDOM			1050	788	
73 NETHRLNDS			649	203	
85 SWEDEN			27558	16756	
990 U STATES	700060	71648	1750955	161683	
	700060	71648	1780212	179430	
GRASS SEED N O P	LB				1755
1 U KINGDOM			54600	13228	
49 DENMARK	65294	21681	341941	88444	
73 NETHRLNDS	42849	12819	189261	56587	
85 SWEDEN			30587	10394	
990 U STATES	180583	35238	3776892	761806	
	288726	69738	4393281	930459	
MILLET AND RAPE SEED	LB				1756
1 U KINGDOM			13580	1613	
54 FRANCE	6319	1210	16463	3037	
55 GERMANY W	7547	755	28467	1830	
67 ITALY	22045	3693	77095	9753	
73 NETHRLNDS			21600	1693	
614 AUSTRALIA			4532	429	
744 ARGENTINA	111005	2782	342227	8487	
990 U STATES	76458	2796	1105858	50635	
	223374	11236	1609822	77477	
MUSHROOM SPAWN					1757
990 U STATES		11174		109617	
		11174		109617	
SEED BEANS AND SEED PEAS	LB				1758
1 U KINGDOM			89010	10483	
67 ITALY			55115	3218	
73 NETHRLNDS			63124	17560	
415 KENYA			114200	6817	
425 TANGANYKA			109640	12109	
622 NEW ZEAL			3500	728	
990 U STATES	175900	18234	9747999	1092620	
	175900	18234	10182588	1143535	
SEED POTATOES	LB				1759
990 U STATES			7638235	176322	
			7638235	176322	
SEEDS 5 DOLLARS OR OVER PER LB					1762
1 U KINGDOM				694	
49 DENMARK				489	
54 FRANCE				1284	
55 GERMANY W				213	
73 NETHRLNDS		450		5424	
559 JAPAN		3052		4202	
990 U STATES		27451		90110	
		30953		102416	
GARDEN FIELD ROOT SEEDS N O P					1766
1 U KINGDOM				14158	
44 BELG LUX				722	
49 DENMARK		293		15943	
54 FRANCE		358		8270	
55 GERMANY W		66		1786	
67 ITALY		1656		6915	
73 NETHRLNDS		3694		64716	
246 CZECHO S				626	
277 POLAND				5751	
427 UN SO AFR				748	
516 HONG KONG				61468	
519 INDIA				6268	
559 JAPAN		720		4099	
755 CHILE				13476	
824 JAMAICA				9918	
874 MEXICO		6720		16038	
879 NICARAGUA		599		19818	
990 U STATES		71304		619836	
		85410		870556	
TOBACCO TURKISH UNSTEMMED	LB				1776
59 GREECE	6568	6178	27535	25878	

IMPORTS BY COMMODITIES AND COUNTRIES

Commodity and Country	OCTOBER 1961		JANUARY TO OCTOBER 1961		Class Number
	Quantity	Value (\$)	Quantity	Value (\$)	
382 TURKEY	25417	19493	248370	188049	
422 RHOD NYAS	4819	2806	11652	6781	
990 U STATES	7228	5064	15991	12395	
TOBACCO FLUE CURED UNSTEMMED	44032	33541	303548	233103	
427 UN SO AFR	LB		79862	36087	1778
CIGAR LEAF UNSTEMMED	LB		79862	36087	1779
752 BRAZIL	581	387	1190	798	
848 CUBA	13030	24673	67266	124621	
855 DOM REP	885	374	8341	3416	
886 P RICO	2516	12853	6927	35322	
990 U STATES	54000	211935	508757	1937579	
TOBACCO N O P UNSTEMMED	71012	250222	592481	2101736	
386 UAR SYRIA	LB	1246	437	23395	1780
990 U STATES		1400	1285	6021	3825
CIGAR LEAF STEMMED		2646	1722	29416	12965
567 PHIL	LB			16483	8769
848 CUBA		40509	42959	186910	241069
990 U STATES		85796	189993	445891	668252
TOBACCO N O P STEMMED		126305	232952	649284	918090
990 U STATES	LB	340	552	23163	21441
CIGARS		340	552	23163	21441
44 BELG LUX	LB	190	456	319	1123
49 DENMARK		140	742	578	3368
54 FRANCE				69	268
55 GERMANY W		98	300	1721	4362
73 NETHRLNDS		3597	14103	31113	114249
86 SWITZRLND		205	718	897	2918
287 U S S R				60	236
824 JAMAICA		20	170	83	897
848 CUBA		1664	19099	6121	70068
990 U STATES		1039	4731	18199	53200
CIGARETTES		6953	40319	59160	250689
1 U KINGDOM	LB	390	856	6988	18793
54 FRANCE		766	1102	5708	7911
55 GERMANY W				127	157
277 POLAND				219	300
287 U S S R				65	59
990 U STATES		37252	76164	368461	730130
TOBACCO CUT		38408	78122	381568	757350
1 U KINGDOM	LB	8802	27506	97156	240508
49 DENMARK				183	284
73 NETHRLNDS		28774	28931	393978	372793
86 SWITZRLND				441	447
516 HONG KONG				600	884
990 U STATES		14011	22897	192930	320922
TOBACCO MANUFACTURED N O P		51587	79334	685288	935845
1 U KINGDOM	LB	745	2012	10443	17963
990 U STATES		2975	4374	42822	46515
LOCUST BEANS LOCUST BEAN MEAL		3720	6386	53265	64478
67 ITALY	LB	55115	3881	55115	3881
990 U STATES				20882	5273
BROOM CORN		55115	3881	75997	9154
67 ITALY	CWT	801	11514	7206	110278
262 HUNGARY		132	1866	1234	26046
744 ARGENTINA				2319	26282
990 U STATES		3919	80727	21654	413371
CATTLE FOOD WITH MOLASSES		4852	94107	32413	575977
990 U STATES			18408		153753
DRUGS CRUDE BARKS FLOWERS			18408		153753
1 U KINGDOM			882		4558
44 BELG LUX			407		2681
54 FRANCE			253		3859
55 GERMANY W			979		4339
67 ITALY					474
246 CZECHO S					86
262 HUNGARY			914		1256
288 YUGO SLAV					1014
427 UN SO AFR					11276
516 HONG KONG			1922		48510
519 INDIA			350		4482
583 THAILAND					713
614 AUSTRALIA					1821
752 BRAZIL					396
758 COLOMBIA					66
774 PERU					268
824 JAMAICA					775
869 HONDURAS					111
990 U STATES			8887		131499
HAY AND STRAW			14594		218184
990 U STATES	TON	4822	131414	36573	1063924
		4822	131414	36573	1063924

IMPORTS BY COMMODITIES AND COUNTRIES

Commodity and Country	OCTOBER 1961		JANUARY TO OCTOBER 1961		Class Number
	Quantity	Value (\$)	Quantity	Value (\$)	
MUCILAGE AND VEGETABLE GLUE	LB				1824
1 U KINGDOM	5712	1693	14799	4478	
73 NETHRLNDS	29491	3373	29491	3373	
559 JAPAN			1100	415	
990 U STATES	31926	9569	377055	85740	
	67129	14635	422445	94006	
PALM LEAF UNMANUFACTURED					1825
990 U STATES				25356	
				25356	
ROOTS MEDICINAL ALKANET JALAP					1827
44 BELG LUX				186	
54 FRANCE				3218	
55 GERMANY W				61	
288 YUGO SLAV				410	
516 HONG KONG				3386	
990 U STATES		414		3313	
		414		10574	
STARCH AND PREPARATIONS N O P	LB				1828
1 U KINGDOM			20295	2090	
55 GERMANY W	6448	603	41390	5839	
73 NETHRLNDS	54419	6719	945017	78404	
427 UN SO AFR	11000	398	11000	398	
516 HONG KONG			38284	4891	
990 U STATES	1513193	191911	12329999	1500639	
	1585060	199631	13385985	1592261	
STARCH POTATO POTATO FLOUR	LB				1829
43 AUSTRIA			4409	1000	
49 DENMARK			110300	5753	
73 NETHRLNDS	17483	1148	615502	33018	
990 U STATES	218400	26090	1670680	178938	
	235883	27238	2400891	218709	
TAR PINE CRUDE IN BULK	GAL				1832
1 U KINGDOM			11736	4862	
990 U STATES	16593	7774	159500	73973	
	16593	7774	171236	78835	
TEASELS					1833
54 FRANCE		650		1603	
82 SPAIN				1860	
990 U STATES				628	
		650		4091	
TURPENTINE SPIRITS OF	GAL				1835
1 U KINGDOM	11	72	577	924	
54 FRANCE	460	314	460	314	
874 MEXICO	10145	4166	65543	35363	
990 U STATES	69309	46803	822931	544363	
	79925	51355	889511	580964	
VEGETABLE PRODUCTS N O P					1836
1 U KINGDOM		2139		12988	
49 DENMARK		57		5968	
54 FRANCE				734	
55 GERMANY W		949		2304	
67 ITALY		58		2357	
73 NETHRLNDS		1042		3607	
76 NORWAY				1021	
82 SPAIN		212		591	
86 SWITZRLND				105	
516 HONG KONG		532		13206	
519 INDIA				1920	
553 CHINA COM				704	
559 JAPAN		130		5969	
752 BRAZIL				1870	
785 VENEZUELA				1780	
874 MEXICO				73	
990 U STATES		26314		263126	
		31433		318323	
VEGETABLE COLOURING					1839
1 U KINGDOM				10852	
67 ITALY				1610	
990 U STATES		39620		287750	
		39620		300212	
DEXTRINE STARCH MIXTURES N O P	LB				1840
1 U KINGDOM	140800	10453	1149300	87340	
55 GERMANY W			2293	364	
73 NETHRLNDS	80515	5953	1476471	107130	
990 U STATES	101173	10469	1201245	117028	
	322488	26875	3829309	311862	
DEXTRINE STARCH NOT A PASTE	LB				1841
990 U STATES	1700	321	10070	2036	
	1700	321	10070	2036	
DISTILLERS SOLUBLES	CWT				1842
990 U STATES	7455	27099	73942	273807	
	7455	27099	73942	273807	
VEGETABLE FLOUR NOP NOT EDIBLE					1843
516 HONG KONG				199	
990 U STATES		49241		627655	
		49241		627854	
VEGETABLE FLAVOURINGS					1845
1 U KINGDOM		6852		51378	
54 FRANCE		307		22117	
55 GERMANY W		260		8591	
59 GREECE				830	
67 ITALY		688		1451	
73 NETHRLNDS		723		8440	
82 SPAIN				18348	
86 SWITZRLND				2417	
288 YUGO SLAV				4036	

IMPORTS BY COMMODITIES AND COUNTRIES

Commodity and Country	OCTOBER 1961		JANUARY TO OCTOBER 1961		Class Number
	Quantity	Value (\$)	Quantity	Value (\$)	
382 TURKEY		6 42		2 480	1 8 4 6
519 INDIA		11 48		2 924	
874 MEXICO		11 50		1 640	
990 U STATES		8 9357		7 14 307	
		10 1127		8 38959	
SIZING PREPARATIONS N O P	LB				
990 U STATES	208829	36399	1783860	256771	
	208829	36399	1783860	256771	

IMPORTS BY COMMODITIES AND COUNTRIES

Commodity and Country	OCTOBER 1961		JANUARY TO OCTOBER 1961		Class Number
	Quantity	Value (\$)	Quantity	Value (\$)	
<u>GROUP 2</u>					
<u>ANIMALS AND ANIMAL PRODUCTS</u>					
BABY CHICKS	NO				2001*
990 U STATES	688 593	14 1860	2358 691	5170 92	
	688 593	14 1860	2358 691	5170 92	
TURKEY POULTS DUCKLNGS GOSLNGS	NO				2002*
990 U STATES	18 495	69 44	176 894	80 384	
	18 495	69 44	176 894	80 384	
POULTRY LIVE N O P	NO				2003*
990 U STATES	478 97	351 33	198 094	113 940	
	478 97	351 33	198 094	113 940	
CATTLE PURE BRED	NO				2012
1 U KINGDOM	39	299 20	41	30 920	
990 U STATES	119	441 23	2398	970 266	
	158	740 43	2439	1001 186	
BABY CHICKS AND TURKEY POULTS	NO				2013**
1 U KINGDOM			660	393	
990 U STATES			4941 386	1306 807	
			4942 046	1307 200	
DOGS PURE BRED	NO				2014
1 U KINGDOM	11	1322	226	259 36	
55 GERMANY W			1	75	
64 IRELAND	12	348	120	548 7	
73 NETHRLNDS			3	359	
614 AUSTRALIA			2	228	
815 BERMUDA			3	150	
828 TRINIDAD			1	58	
990 U STATES	46	4660	373	389 85	
	69	6330	729	712 78	
HORSES PURE BRED	NO				2018
1 U KINGDOM	3	22000	35	435 86	
44 BELG LUX			1	1475	
55 GERMANY W			3	2293	
64 IRELAND	7	491 28	7	491 28	
277 POLAND			13	126 30	
990 U STATES	62	531 61	596	497 080	
	72	1242 89	655	6061 92	
ANIMALS FOR IMP OF STOCK N O P	NO				2021
1 U KINGDDM	6	600	9	742	
990 U STATES	18	135	264	3042	
	24	735	273	3784	
SHEEP	NO				2030
990 U STATES	16	526	49324	732073	
	16	526	49324	732073	
CATTLE N O P	NO				2032
990 U STATES	96	209 39	549	95717	
	96	209 39	549	95717	
HORSES N O P	NO				2035
1 U KINGDOM			11	1275	
990 U STATES	96	191 38	1264	219542	
	96	191 38	1275	220817	
LIVESTOCK N O P	NO				2037
990 U STATES			6	277	
			6	277	
BEEES	PKGS				2041
990 U STATES			145601	591444	
			145601	591444	
TURTLES					2045
758 COLOMBIA				671	
990 U STATES		6366		36684	
		6366		37355	
ALL OTHER ANIMALS LIVING N O P					2046
1 U KINGDOM		631		16880	
44 BELG LUX		4105		7482	
49 DENMARK		288		397	
54 FRANCE				280	
55 GERMANY W		776		6255	
73 NETHRLNDS		30114		63621	
415 KENYA				5053	
457 FR W AFR				413	
519 INDIA		14853		121817	
559 JAPAN		611		1894	
583 THAILAND		1708		1708	
614 AUSTRALIA				426	
744 ARGENTINA				400	
758 COLOMBIA				748	
774 PERU				735	
785 VENEZUELA		400		400	
990 U STATES		43780		301545	
		97266		530054	
MINK	NO				2047
76 NDRWAY			18	732	
990 U STATES	63	4943	1848	95376	
	63	4943	1866	96108	
BONES CRUDE	CWT				2051
487 TUNISIA			13	437	
559 JAPAN			18	706	
990 U STATES	290	2156	6369	41386	
	290	2156	6400	42529	

*From July 1, 1961

**Discontinued after June 30, 1961

IMPORTS BY COMMODITIES AND COUNTRIES

Commodity and Country	OCTOBER 1961		JANUARY TO OCTOBER 1961		Class Number
	Quantity	Value (\$)	Quantity	Value (\$)	
BONE DUST CHARRED BONE	CWT				2052
1 U KINGDOM	7185	31621	45545	171675	
614 AUSTRALIA			7190	26499	
990 U STATES	454	8320	4968	76946	
	7639	39941	57703	275120	
BONE PITCH CRUDE ONLY	CWT				2053
990 U STATES			2465	14170	
			2465	14170	
CHARCOAL ANIMAL FOR SUGAR	CWT				2054
1 U KINGDOM	3397	34186	18876	197261	
385 UAR EGYPT			9875	59697	
	3397	34186	28751	256958	
SHELLS AND FOSSILS N O P					2073
54 FRANCE				71	
55 GERMANY W				501	
67 ITALY				149	
73 NETHRLNDS				105	
559 JAPAN				900	
567 PHIL		233		3877	
815 BERMUDA				1076	
990 U STATES		1343		10949	
		1576		17628	
OYSTER SHELLS CRUSHED OR NOT	CWT				2075
49 DENMARK			24060	14415	
990 U STATES	53113	40677	479256	366332	
	53113	40677	503316	380747	
FEATHERS NATURAL					2081
1 U KINGDOM		683		2617	
49 DENMARK				450	
54 FRANCE		225		1806	
55 GERMANY W				14140	
277 POLAND				1159	
288 YUGO SLAV				675	
427 UN SO AFR				1934	
516 HONG KONG				51345	
553 CHINA COM				533	
990 U STATES		13684		201476	
		14592		276135	
BADMINTON SHUTTLECOCKS BIRDS	GROSS				2083
1 U KINGDOM	290	5195	1815	24641	
49 DENMARK	1	58	151	2782	
55 GERMANY W			50	538	
519 INDIA			13	235	
527 PAKISTAN			198	1664	
559 JAPAN	86	696	1610	8625	
990 U STATES	423	9478	3130	58995	
	800	15427	6967	97480	
MANUFACTURES OF FEATHERS N O P					2084
1 U KINGDOM		570		6038	
54 FRANCE		1059		22138	
55 GERMANY W		453		16023	
67 ITALY		442		1547	
246 CZECHO S				787	
258 GERMANY E		57		219	
279 ROUMANIA		510		510	
427 UN SO AFR				1758	
516 HONG KONG		194		62400	
519 INDIA				245	
559 JAPAN				1852	
990 U STATES		1749		24214	
		5034		137731	
FEATHERBONE COILS					2085
990 U STATES		482		3595	
		482		3595	
QUILLS NATURAL DR UNPLUMED					2086
1 U KINGDOM				3324	
49 DENMARK				585	
67 ITALY		860		860	
277 POLAND		882		882	
427 UN SO AFR		659		2074	
516 HONG KONG				196	
990 U STATES		222		22000	
		2623		29921	
SHRIMPS PRAWNS FRESH OR FROZEN	LB				2090
516 HONG KONG	5000	2177	239385	110206	
519 INDIA	2000	1593	2000	1593	
559 JAPAN	2000	1361	5750	3644	
758 COLOMBIA			20808	18612	
763 ECUADOR	200	203	750	731	
777 SURINAM			10350	9855	
845 C RICA			14250	12058	
857 EL SALVD	200	149	9116	6936	
874 MEXICO	141250	132531	605413	486100	
879 NICARAGUA	1428	1710	8673	6205	
883 PANAMA	600	248	47059	28423	
990 U STATES	345222	308514	1692389	1357499	
	497900	448486	2655943	2041862	
COD HADDOCK POLLOCK FRESH	LB				2091
1 U KINGDOM			18397	4775	
49 DENMARK	2604	402	68152	14386	
990 U STATES	27546	4295	680148	121299	
	30150	4697	766697	140460	
HALIBUT FRESH	LB				2092
559 JAPAN			20000	4276	
990 U STATES	628089	159473	1344586	323914	
	628089	159473	1364586	328190	

IMPORTS BY COMMODITIES AND COUNTRIES

Commodity and Country	OCTOBER 1961		JANUARY TO OCTOBER 1961		Class Number
	Quantity	Value (\$)	Quantity	Value (\$)	
FISH LIVERS	LB				2093
990 U STATES	6791	703	84742	18891	
HERRINGS FRESH	LB				2094
49 DENMARK	6300	855	6300	855	
76 NORWAY			2200	210	
78 PORTUGAL			72227	15715	
990 U STATES	700	87	66976	4242	
	7000	942	147703	21022	
LIVE FISH AND EGGS PROPAGATING					2095
990 U STATES		3391		40871	
LOBSTERS FRESH OR BOILED	LB				2096
752 BRAZIL			2750	3495	
848 CUBA			750	896	
990 U STATES	296361	159380	376656	219406	
	296361	159380	380156	223797	
OYSTERS SEED AND BREEDING					2098
559 JAPAN				9440	
990 U STATES		83		533	
				9973	
OYSTERS FRESH OR FROZEN	GAL				2100
516 HONG KONG			70	221	
990 U STATES	11434	91671	52169	373425	
	11434	91671	52239	373646	
SALMON FRESH	LB				2101
78 PORTUGAL			19059	6510	
990 U STATES	45000	32603	440992	216394	
	45000	32603	460051	222904	
SQUID FRESH					2102
1 U KINGDOM				255	
78 PORTUGAL		362		782	
516 HONG KONG		275		6204	
559 JAPAN				266	
990 U STATES		6296		26264	
		6933		33771	
FISH ALL OTHER FRESH	LB				2103
1 U KINGDOM			7364	1900	
49 DENMARK	29190	14676	412640	201354	
73 NETHRLNDS	229	159	100632	44705	
76 NORWAY	1400	228	1400	228	
78 PORTUGAL	2460	564	117702	30316	
516 HONG KONG			7984	3629	
559 JAPAN	519230	15181	2057453	278310	
654 FR NE OCE			302085	40349	
990 U STATES	113308	25449	1492382	311026	
	665817	56257	4499642	911817	
COD HADDOCK POLLOCK DRIED	LB				2111
1 U KINGDOM	28770	6248	34090	7166	
76 NORWAY	43866	17425	52349	19689	
990 U STATES			2150	592	
	72636	23673	88589	27447	
HERRINGS SALTED	LB				2115
1 U KINGDOM	59200	6907	350650	52750	
49 DENMARK			19478	2140	
55 GERMANY W	75	50	515	100	
63 ICELAND			24250	3006	
73 NETHRLNDS	218290	56665	448710	109650	
76 NORWAY	184654	26874	633728	68985	
85 SWEDEN	13073	3229	91380	20189	
990 U STATES	960	166	49543	8288	
	476252	93891	1618254	265108	
FISH DRIED N O P	LB				2120
76 NORWAY	11567	4671	11567	4671	
516 HONG KONG	480	312	8692	5747	
559 JAPAN	700	380	6863	4192	
990 U STATES	240	150	13375	4115	
	12987	5513	40497	18725	
FISH ALL OTHER SALTED	LB				2121
1 U KINGDOM			26445	4083	
67 ITALY	5038	1011	9485	2698	
76 NORWAY			4666	1576	
78 PORTUGAL			2411	708	
82 SPAIN	32969	5153	88575	16601	
516 HONG KONG	3301	2383	65141	39136	
990 U STATES	254	56	33548	11661	
	41562	8603	230271	76463	
FISH OTHER SMOKED OR BONELESS	LB				2122
1 U KINGDOM	51880	10906	748495	152830	
44 BELG LUX			2040	632	
73 NETHRLNDS	5462	1435	20019	4763	
76 NORWAY	2800	383	9682	1475	
516 HONG KONG			350	210	
990 U STATES	802	518	63829	18555	
	60944	13242	844415	178465	
SHRIMPS AND PRAWNS CANNED	LB NT				2130
1 U KINGDOM	243	339	498	678	
49 DENMARK			2095	4211	
76 NORWAY	2893	3301	25484	28232	
85 SWEDEN	81	113	359	503	
516 HONG KONG			2908	1556	
519 INDIA			73200	68155	
527 PAKISTAN			1092	1305	
553 CHINA COM	330	340	330	340	
559 JAPAN	180	79	1807	2326	
874 MEXICO			149	180	

IMPORTS BY COMMODITIES AND COUNTRIES

Commodity and Country	OCTOBER 1961		JANUARY TO OCTOBER 1961		Class Number
	Quantity	Value (\$)	Quantity	Value (\$)	
990 U STATES	87295	123467	1256706	1559814	
CRABS CLAMS CANNED	91022	127639	1364628	1667300	
1 U KINGDOM	LB NT				2131
516 HONG KONG	227	284	527	659	
559 JAPAN			235	66	
990 U STATES	183776	50575	1011490	253809	
KIPPERED HERRINGS CANNED	5254	2640	10306	5718	
1 U KINGDOM	189257	53499	1022558	260252	2132
55 GERMANY W	LB NT				
76 NORWAY	11671	3353	152825	44175	
LOBSTERS CANNED PREPARED N O P			2368	840	
49 DENMARK	30563	9957	145306	50908	
559 JAPAN	42234	13310	300499	95923	2133
990 U STATES	930	1390	16398	23268	
OYSTERS PREPARED PRESERVED NOP	930	1390	16580	23633	
516 HONG KONG	LB NT				2137
559 JAPAN	380	665	13101	19742	
990 U STATES	89574	45095	468353	220271	
SALMON CANNED PREPARED N O P	89954	45760	539225	287468	
55 GERMANY W	LB NT				2138
85 SWEDEN	523	447	1004	822	
559 JAPAN	211	416	1493	2432	
990 U STATES	115	172	11847	7707	
PILCHARD CANNED	849	1035	1434295	1103574	
1 U KINGDOM	LB NT				2139
990 U STATES	1125	260	4510	833	
ANCHOVIES SARDINES CANNED	9000	1383	79560	12237	
1 U KINGDOM	10125	1643	84070	13070	2140
49 DENMARK	LB NT				
54 FRANCE	375	159	14296	5501	
55 GERMANY W	4610	2054	21529	10330	
67 ITALY	428	489	3025	2073	
76 NORWAY			3028	1238	
78 PORTUGAL	226287	160483	8116	3551	
82 SPAIN	71342	37874	1085024	701567	
85 SWEDEN			625490	314973	
277 POLAND	6056	3394	20294	11093	
287 U S S R			10945	6807	
473 MOROCCO	2340	1585	24188	9385	
990 U STATES	5859	2350	2628	1788	
TUNA FISH CANNED	317297	208388	1849346	1080802	
67 ITALY	LB NT				2143
78 PORTUGAL			1950	1095	
524 MALAYA			984	720	
559 JAPAN	362308	135640	35700	13724	
990 U STATES	39510	17696	3681510	1368689	
FISH PRESERVED IN OIL N O P	401818	153336	3764604	1403638	
49 DENMARK		4426		10748	2144
54 FRANCE		301		3066	
55 GERMANY W		636		18248	
67 ITALY		2138		5540	
76 NORWAY				5969	
78 PORTUGAL		4198		49104	
82 SPAIN				414	
277 POLAND				3471	
516 HONG KONG		1061		18291	
559 JAPAN		231		9346	
774 PERU		68926		683780	
990 U STATES		4502		43747	
FISH PREPARED OR PRESERVED NOP		86419		851724	
1 U KINGDOM		2456		17762	2145
49 DENMARK		3910		17350	
54 FRANCE		1022		5043	
55 GERMANY W		451		4796	
67 ITALY		469		1980	
73 NETHRLNDS		335		1538	
76 NORWAY		3620		20385	
78 PORTUGAL		1263		1907	
85 SWEDEN		275		894	
277 POLAND				10090	
287 U S S R		1455		2198	
516 HONG KONG		52		15992	
519 INDIA				3712	
559 JAPAN		3149		30877	
755 CHILE				2039	
774 PERU				6222	
874 MEXICO		2290		15352	
990 U STATES		7073		136899	
HERRINGS CANNEO		27820		295036	
1 U KINGDOM	LB NT				2146
49 DENMARK	13624	2743	102952	22063	
53 FINLAND			703	490	
55 GERMANY W	391	250	571	367	
73 NETHRLNDS	53015	14621	328111	87230	
76 NORWAY	1052	310	14815	2920	
	11136	5893	36916	18299	

IMPORTS BY COMMODITIES AND COUNTRIES

Commodity and Country	OCTOBER 1961		JANUARY TO OCTOBER 1961		Class Number	
	Quantity	Value (\$)	Quantity	Value (\$)		
85 SWEDEN	8242	5076	26121	14041	2151	
277 POLAND			1505	688		
990 U STATES	370	113	3785	1615		
FISH OFFAL OR REFUSE	88630	29006	515479	147713		
559 JAPAN	CWT		7386	96963	2151	
990 U STATES	7210	15946	51226	136255		
SPONGES OF MARINE PRODUCTION	7210	15946	58612	233218	2152	
1 U KINGDOM				2019		
54 FRANCE				3247		
59 GREECE		1449		39428		
67 ITALY		200		1610		
848 CUBA				15429		
990 U STATES		608		15615		
FISHERY PRODUCTS		2257		77348	2153	
N O P						
1 U KINGDOM		145		2116		
49 DENMARK		593		10847		
54 FRANCE		4951		11659		
55 GERMANY W		1461		12044		
59 GREECE				72		
73 NETHRLNDS				694		
76 NORWAY		281		2352		
78 PORTUGAL				10075		
85 SWEDEN		76		281		
287 U S S R		602		1002		
516 HONG KONG		3066		31728		
519 INDIA				3226		
524 MALAYA				504		
553 CHINA COM				538		
559 JAPAN		4390		34730		
614 AUSTRALIA		6581		42836		
617 FIJI		205		628		
716 B GUIANA		262		1992		
752 BRAZIL		2093		7621		
774 PERU				248		
845 C RICA				404		
848 CUBA		1688		25125		
874 MEXICO				1898		
990 U STATES		50452		462539		
FISH MEAL		76846		665159	2154	
774 PERU	CWT		28847	141898		
990 U STATES	2214	11849	17919	82675		
FUR SKINS CHINA AND JAP MINK	2214	11849	46766	224573	2155	
1 U KINGDOM	N O	17000	14207	72950		
287 U S S R				2500		
553 CHINA COM		20000	23687	242000		
559 JAPAN				19000		
990 U STATES				4632		
FUR SKINS RACCOON UNDRRESSED	37000	37894	341082	399974	2157	
990 U STATES	N O	21943	21178	295807		
FUR SKINS SHEEP LAMB UNDRRESSED	21943	21178	295807	524977	2158	
744 ARGENTINA	N O			1890		
990 U STATES		7831	270301	200826		
FUR SKINS FOX UNDRRESSED	7233	7831	272191	203049	2162	
1 U KINGDOM	N O	5000	46512	26626		
76 NORWAY				235		
85 SWEDEN				1000		
277 POLAND				35655		
287 U S S R		480	3877	4390		
954 ST PIERRE				32		
990 U STATES		1636	6029	15751		
FUR SKINS KOLINSKY UNDRRESSED	7116	56418	83689	761304	2163	
1 U KINGDOM	N O	55000	119584	62700		
85 SWEDEN				18400		
287 U S S R		50000	108731	88650		
553 CHINA COM				3600		
564 KOREA		4230	6762	21580		
990 U STATES				16054		
FUR SKINS MINK UNDRRESSED	109230	235077	210984	412688	2164	
1 U KINGDOM	N O			50759		
49 DENMARK				9499		
53 FINLAND				3505		
76 NORWAY				17080		
85 SWEDEN				6774		
287 U S S R				8177		
990 U STATES		23567	234579	374355		
FUR SKINS MUSKRAT UNDRRESSED	23567	234579	470149	5039009		2165
990 U STATES	N O	53717	55935	1221771		
FUR SKINS PERSIAN LAMB UNDRRESS	53717	55935	1221771	1154328	2166	
1 U KINGDOM	N O	118617	690575	228385		
55 GERMANY W				425		
73 NETHRLNDS				9064		
85 SWEDEN		4500	26790	95104		
287 U S S R		2668	16163	139022		
427 UN SO AFR				2000		

IMPORTS BY COMMODITIES AND COUNTRIES

Commodity and Country	OCTOBER 1961		JANUARY TO OCTOBER 1961		Class Number
	Quantity	Value (\$)	Quantity	Value (\$)	
527 PAKISTAN			2991	31844	
990 U STATES	79446	607812	348928	2817704	
FUR SKINS RABBIT UNDRRESSED	205231	1341340	825919	5702498	2167
54 FRANCE	N0	15000	61100	35588	
559 JAPAN			5400	2753	
990 U STATES		2800	39359	23552	
FUR SKINS SQUIRREL UNDRRESSED	17800	10406	105859	61893	2168
1 U KINGDOM	N0	3000	175191	120772	
85 SWEDEN			3000	1244	
287 U S S R			15000	9153	
990 U STATES			16282	11343	
FUR SKINS UNDRRESSED N O P	3000	1680	209473	142512	2169
1 U KINGDOM	N0	25	8496	52550	
49 DENMARK		470	470	6567	
76 NORWAY			1806	9366	
85 SWEDEN			993	19008	
287 U S S R		942	5840	47873	
344 ETHIOPIA			30	3119	
386 UAR SYRIA			113	449	
516 HONG KONG			5935	3016	
519 INDIA		12	35	2087	
752 BRAZIL		50	2322	56442	
990 U STATES		5058	126379	969824	
RABBIT SKINS DRESSED N O P	6557	44339	152419	1170301	2172
1 U KINGDOM	002		6	160	
44 BELG LUX			5867	17445	
54 FRANCE			615	5984	
55 GERMANY W			1317	12255	
82 SPAIN			50	71	
990 U STATES		1964	3213	21216	
FUR SKINS DRESSED N O P	1964	9563	11068	57131	2173
1 U KINGDOM				286435	
44 BELG LUX				431	
54 FRANCE				3760	
55 GERMANY W				101565	
67 ITALY				28247	
76 NORWAY				17759	
85 SWEDEN				13952	
86 SWITZRLND				691	
287 U S S R				51925	
355 ISRAEL				464	
427 UN SO AFR				22694	
614 AUSTRALIA				447	
744 ARGENTINA				1780	
752 BRAZIL				1510	
782 URUGUAY				6512	
874 MEXICO				1386	
990 U STATES				2422296	
HATTERS FURS NOT ON THE SKIN				2961854	2174
1 U KINGDOM	LB	1641	8521	46045	
44 BELG LUX		5199	10216	66051	
54 FRANCE				34469	
55 GERMANY W		1000	5229	108974	
67 ITALY				5165	
78 PORTUGAL				1697	
82 SPAIN				111246	
614 AUSTRALIA				12225	
990 U STATES				279798	
FUR SKINS SHEEP DRESSED	13100	48272	241054	665670	2175
1 U KINGDOM				11805	
262 HUNGARY				288	
990 U STATES				56469	
MANUFACTURES OF FUR N O P				68562	2181
1 U KINGDOM				28705	
44 BELG LUX				4844	
54 FRANCE				399	
55 GERMANY W				6401	
59 GREECE				56585	
76 NORWAY				2790	
85 SWEDEN				1033	
86 SWITZRLND				1696	
553 CHINA COM				27016	
559 JAPAN				1527	
614 AUSTRALIA				2044	
990 U STATES				523848	
BRISTLES ANIMAL				656888	2191
1 U KINGDOM	LB	12672	85965	801641	
55 GERMANY W		2980	16121	59280	
73 NETHRLMOS		1240	8472	101732	
553 CHINA COM				9182	
744 ARGENTINA				268	
990 U STATES				255144	
HAIR UNMANUFACTURED	23175	135771	227203	1227247	2192
1 U KINGDOM	LB	15	1007	9511	
55 GERMANY W		213	1414	3727	
67 ITALY				521	

IMPORTS BY COMMODITIES AND COUNTRIES

Commodity and Country	OCTOBER 1961		JANUARY TO OCTOBER 1961		Class Number	
	Quantity	Value (\$)	Quantity	Value (\$)		
246 CZECHOSLOVAKIA	14	266	36	615	2193	
516 HONG KONG			10	1553		
990 U STATES	51882	13487	837226	143164		
HORSE HAIR	LB	16174	838093	159091		
1 U KINGDOM			22	133	2195	
86 SWITZERLAND	1117	2117	1342	2553		
990 U STATES	1785	2319	32758	42103		
MANUFACTURES OF HAIR	2902	4436	34122	44789		
1 U KINGDOM		1902		17479	2195	
54 FRANCE		193		4435		
55 GERMANY W		11715		41362		
73 NETHERLANDS				66		
516 HONG KONG		2793		4589		
553 CHINA COM				2761		
559 JAPAN		1747		7182		
990 U STATES		4274		25881		
HORSE HIDES	NO	22624		103755		
54 FRANCE			1800	17964		2200
990 U STATES	103	853	3691	25101		
CALF SKINS AND KIPS RAW	103	853	5491	43065		
54 FRANCE			6660	56995	2201	
67 ITALY	1000	13487	7798	104994		
86 SWITZERLAND			2800	31344		
954 ST PIERRE			107	129		
990 U STATES	32412	253011	428827	2887686		
CATTLE HIDES RAW	33412	266498	446192	3081148		
54 FRANCE			1933	23291	2202	
67 ITALY			1000	11934		
954 ST PIERRE			149	408		
990 U STATES	69750	675994	681055	5345976		
SHEEP SKINS RAW	69750	675994	684137	5381609		
1 U KINGDOM			180	1042	2203	
954 ST PIERRE			149	83		
990 U STATES	80179	92827	892170	694790		
OTHER HIDES AND SKINS RAW	80179	92827	892499	695915		
990 U STATES	NO				2204	
GOAT SKINS AND KID SKINS RAW	103	246	6170	17258		
990 U STATES	103	246	6170	17258		
HIDE SECTIONS OR BELLIES	NO		17193	7220	2205	
1 U KINGDOM			17193	7220		
990 U STATES	12257	15083	318114	288371	2206	
LEATHER DRESSED KID	12257	15083	319673	300657		
1 U KINGDOM		119447		900280	2210	
54 FRANCE				4745		
55 GERMANY W		2516		21767		
82 SPAIN		185		185		
990 U STATES		43207		359310		
BELTING LEATHER IN BUTTS		165355		1286287		
1 U KINGDOM		3996		53842	2211	
43 AUSTRIA				371		
54 FRANCE				6907		
55 GERMANY W				3936		
990 U STATES		4912		65504		
LEATHER TANNED N O P		8908		130560		
1 U KINGDOM		12688		98403	2213	
43 AUSTRIA		1635		1825		
54 FRANCE		2374		9352		
55 GERMANY W				2407		
427 UN SO AFR		709		709		
519 INDIA		5926		83224		
527 PAKISTAN		1373		2222		
559 JAPAN				12237		
614 AUSTRALIA				84		
990 U STATES		39905		204365		
LEATHER DRESSED N O P		64610		414828		
1 U KINGDOM		64378		675826		2215
43 AUSTRIA		2626		7246		
44 BELG LUX				4065		
54 FRANCE		32178		450263		
55 GERMANY W		4616		38603		
64 IRELAND				3240		
67 ITALY		3726		31813		
73 NETHERLANDS		11895		101305		
82 SPAIN				2941		
85 SWEDEN		719		2363		
86 SWITZERLAND				8880		
527 PAKISTAN		935		2723		
559 JAPAN				3189		
614 AUSTRALIA				2093		
752 BRAZIL				573		
874 MEXICO				133		
990 U STATES		100840		1066990		
		221913		2402246		

IMPORTS BY COMMODITIES AND COUNTRIES

Commodity and Country	OCTOBER 1961		JANUARY TO OCTOBER 1961		Class Number
	Quantity	Value (\$)	Quantity	Value (\$)	
CHAMOIS SKIN					2216
1 U KINGDOM		22427		303315	
44 BELG LUX				368	
64 IRELAND				83	
622 NEW ZEAL		89		3841	
990 U STATES		160		4529	
		22676		312206	
PATENT AND UPHOLSTERY LEATHER					2217
1 U KINGDOM				1884	
55 GERMANY W				1193	
990 U STATES		10939		34926	
		10939		38003	
SOLE LEATHER	LB				2218
1 U KINGDOM	6702	2613	87338	34274	
43 AUSTRIA	908	675	908	675	
54 FRANCE			2923	1793	
355 ISRAEL			954	454	
990 U STATES	198	92	20267	9459	
	7808	3380	112390	46655	
SCRAP LEATHER					2219
622 NEW ZEAL				226	
990 U STATES		5350		35758	
		5350		35984	
PIG MOROCCO ROLLER LEATHERS					2220
1 U KINGDOM		77716		589626	
559 JAPAN		4670		16741	
990 U STATES		42313		415802	
		124699		1022169	
LEATHER FROM EAST INDIA KIP					2221
1 U KINGDOM		171621		899869	
990 U STATES				634	
		171621		900503	
LEATHER FOR GLOVES OR CLOTHING					2224
1 U KINGDOM		90356		856517	
49 DENMARK		547		1595	
54 FRANCE		2156		7577	
55 GERMANY W				776	
73 NETHRLNDS				591	
559 JAPAN				1082	
990 U STATES		110852		970976	
		203911		1839114	
LEATHER FOR UPHOLSTERY LEATHER					2225
1 U KINGDOM		9326		86972	
990 U STATES		1557		8797	
		10883		95769	
CRUST OIL LEATHER FOR CHAMOIS					2226
1 U KINGDOM				1018	
				1018	
BOOTS AND SHOES MENS LEATHER	PAIR				2232
1 U KINGDOM	64101	298553	474467	2317385	
43 AUSTRIA	1282	18642	4855	63727	
49 DENMARK			248	828	
53 FINLAND			330	2600	
54 FRANCE	7263	47934	32061	150813	
55 GERMANY W	5109	42383	34497	216508	
64 IRELAND	525	2577	5415	23207	
67 ITALY	18020	115155	221613	959487	
73 NETHRLNDS	429	1512	5555	23571	
76 NORWAY	89	1002	135	1400	
82 SPAIN			4025	15261	
85 SWEDEN	48	514	105	1118	
86 SWITZRLND	289	8142	630	11845	
246 CZECHO S	900	2645	17491	36994	
262 HUNGARY			417	2261	
288 YUGO SLAV			376	1453	
355 ISRAEL			348	1811	
516 HONG KONG			4472	9750	
519 INDIA			157	660	
559 JAPAN	1620	1650	7578	12005	
874 MEXICO	21	316	183	1641	
990 U STATES	3855	29379	66284	390508	
	103551	570404	881242	4244833	
BOOTS AND SHOES WOMENS LEATHER	PAIR				2233
1 U KINGDOM	67740	329286	322761	1405707	
43 AUSTRIA	256	2931	2332	23426	
44 BELG LUX			361	2657	
53 FINLAND			140	1018	
54 FRANCE	4920	28268	17587	122480	
55 GERMANY W	2687	15647	21055	123420	
64 IRELAND	4346	25851	21225	105464	
67 ITALY	15097	63409	334962	1115455	
73 NETHRLNDS	527	1516	1519	4942	
82 SPAIN	307	1843	1804	10585	
85 SWEDEN	18	142	18	142	
86 SWITZRLND	246	2784	5713	51214	
246 CZECHO S			117	250	
288 YUGO SLAV			161	551	
516 HONG KONG	67	84	477	1249	
519 INDIA			447	1137	
559 JAPAN	1519	2286	31353	36998	
774 PERU			66	119	
867 HAITI			164	580	
874 MEXICO	12	57	1012	1834	
990 U STATES	23489	98136	262777	1303753	
	121231	572240	1026051	4312981	

IMPORTS BY COMMODITIES AND COUNTRIES

Commodity and Country	OCTOBER 1961		JANUARY TO OCTOBER 1961		Class Number
	Quantity	Value (\$)	Quantity	Value (\$)	
BOOTS SHOES CHILDRENS LEATHER PAIR					2234
1 U KINGDOM	7 129	17626	14 2243	221116	
43 AUSTRIA	275	2483	1224	9022	
54 FRANCE	819	3950	1450	6224	
55 GERMANY W	1922	6486	10060	33349	
67 ITALY	3879	8622	43727	103270	
73 NETHRLNDS	176	465	720	2326	
82 SPAIN			428	816	
246 CZECHO S			3200	6194	
516 HONG KONG			2030	1525	
519 INDIA			38328	33282	
559 JAPAN			2588	1645	
990 U STATES	2538	5099	24507	49067	
	16738	44731	270505	467836	
HARNESS AND SADDLERY					2238
1 U KINGDOM		12479		102696	
55 GERMANY W		3878		25120	
67 ITALY				1070	
73 NETHRLNDS				77	
82 SPAIN				562	
385 UAR EGYPT				68	
519 INDIA		1746		4798	
559 JAPAN				2709	
614 AUSTRALIA				128	
744 ARGENTINA				630	
874 MEXICO		3409		19474	
990 U STATES		30052		420529	
		51564		577861	
LEATHER BELTING					2239
1 U KINGDOM		5733		56732	
43 AUSTRIA				8177	
49 DENMARK		693		1916	
55 GERMANY W		1201		23851	
73 NETHRLNDS				87	
990 U STATES		2501		24393	
		10128		115156	
MFRS OF LEATHER OR RAWHIDE NOP					2241
1 U KINGDOM		13699		140675	
43 AUSTRIA		261		508	
49 DENMARK				1680	
54 FRANCE		54		3134	
55 GERMANY W		2655		19458	
67 ITALY		3242		15434	
73 NETHRLNDS				1050	
82 SPAIN		565		1999	
85 SWEDEN				401	
86 SWITZRLND				2159	
246 CZECHO S				666	
473 MOROCCO				621	
527 PAKISTAN				1511	
559 JAPAN		1093		21733	
874 MEXICO		632		1290	
990 U STATES		54999		446212	
		77200		658531	
SOLES AND HEELS LEATHER					2243
1 U KINGDOM		1053		12588	
614 AUSTRALIA				359	
990 U STATES		8419		95376	
		9472		108323	
SHOE LIFTS AND WELTING LEATHER					2244
1 U KINGDOM				2279	
990 U STATES		8101		81810	
		8101		84089	
STRAPS OF LEATHER N O P					2245
1 U KINGDOM		4615		28673	
55 GERMANY W		802		7905	
67 ITALY				1502	
86 SWITZRLND				6740	
990 U STATES		7135		54315	
		12552		99135	
BICYCLE SADDLES					2246
1 U KINGDOM	NO	330	267	13527	7781
55 GERMANY W		8750	4959	82977	49666
67 ITALY				2000	932
73 NETHRLNDS		5498	4101	83440	60836
559 JAPAN		1900	1376	7384	4637
990 U STATES		2830	1465	48651	19720
		19308	12168	237979	143572
CHICKENS AND FOWL EVISGERATED	LB				2247*
990 U STATES		283932	110156	1550754	548893
		283932	110156	1550754	548893
TURKEYS EVISGERATED	LB				2248*
990 U STATES		571044	178093	1424174	449732
		571044	178093	1424174	449732
POULTRY EVISGERATED N O P	LB				2249*
990 U STATES		128009	47523	470550	166742
		128009	47523	470550	166742
BEEF AND VEAL FRESH	LB				2251
64 IRELAND		69575	31255	144540	64884
614 AUSTRALIA		292041	105034	2132711	743597
622 NEW ZEAL		312172	104466	7555411	2175423
990 U STATES		395478	267825	3829788	2336384
		1069266	508580	13662450	5320288

*From July 1, 1961

IMPORTS BY COMMODITIES AND COUNTRIES

Commodity and Country	OCTOBER 1961		JANUARY TO OCTOBER 1961		Class Number
	Quantity	Value (\$)	Quantity	Value (\$)	
MUTTON AND LAMB FRESH	LB				2252
614 AUSTRALIA	505966	112066	15808897	3631771	
622 NEW ZEAL	289724	50337	8877688	1622880	
990 U STATES	23675	12149	725631	281921	
	819365	174552	25412216	5536572	
PORK FRESH	LB				2253
614 AUSTRALIA			21960	12398	
990 U STATES	1650411	568061	25760516	8485943	
	1650411	568061	25782476	8498341	
POULTRY NOP GAME PARTRIDGE	LB				2254**
990 U STATES			523666	189747	
			523666	189747	
CHICKENS AND FOWL DEAD N O P	LB				2255*
990 U STATES	224299	49366	726913	163322	
	224299	49366	726913	163322	
POULTRY DEAD N O P	LB				2256*
MEATS FRESH N O P	LB				2257
848 CUBA	600	664	6500	6087	
990 U STATES	2110	1983	69368	51367	
	2710	2647	75868	57454	
EDIBLE OFFAL FRESH	LB				2258
614 AUSTRALIA	78320	39390	305382	150620	
622 NEW ZEAL	45342	21322	104223	49812	
990 U STATES	157789	42780	2657199	495016	
	281451	103492	3066804	695448	
CHICKENS AND FOWL N O P	LB				2259**
990 U STATES			7901341	2053803	
			7901341	2053803	
TURKEYS NOP	LB				2260**
990 U STATES			2951889	1027602	
			2951889	1027602	
PORK PREP OR PRESERVED N O P	LB				2261
49 DENMARK			728	164	
990 U STATES	1269560	356968	9932597	3248410	
	1269560	356968	9933325	3248574	
BEEF PICKLEO	LB				2263
990 U STATES	1566706	439579	10490675	3234822	
	1566706	439579	10490675	3234822	
CANNED MEATS POULTRY GAME NOP	LB NT				2264
1 U KINGDOM	21575	6355	609864	184392	
49 DENMARK	15056	9852	1393872	530660	
54 FRANCE	118912	35930	249815	104941	
55 GERMANY W			10016	4956	
64 IRELAND			4800	1523	
73 NETHRLNDS	14521	4308	84447	24714	
76 NORWAY			977	435	
85 SWEDEN	139	149	324	339	
262 HUNGARY			3174	663	
277 POLAND			139860	77221	
516 HONG KONG			408	236	
559 JAPAN	173	194	808	1131	
614 AUSTRALIA	5400	1684	99516	31037	
622 NEW ZEAL			1890	928	
744 ARGENTINA	48600	16796	303199	93924	
990 U STATES	86436	32275	2529525	654122	
	310812	107543	5432495	1711422	
EXTRACTS OF MEAT FLUID BEEF	LB				2265
1 U KINGDOM	14310	10199	32230	44637	
73 NETHRLNDS	502	511	6174	6184	
614 AUSTRALIA	2800	6004	34424	81064	
622 NEW ZEAL	22400	54018	53760	132230	
744 ARGENTINA			29904	62199	
769 PARAGUAY			64121	21100	
990 U STATES			830	2250	
	40012	70732	221443	349664	
MEATS PREPARED NOT CANNED	LB				2266
990 U STATES	112876	86488	905443	708275	
	112876	86488	905443	708275	
SAUSAGE NOT CANNED OR BOTTLEO	LB				2269
990 U STATES	14376	12434	141918	121311	
	14376	12434	141918	121311	
SOUPS SOUP PREPARATIONS N O P					2270
1 U KINGDOM		2233		10209	
49 DENMARK		235		2663	
54 FRANCE		2581		6260	
55 GERMANY W		1794		8068	
73 NETHRLNDS		4027		47879	
86 SWITZRLND		22223		184231	
355 ISRAEL				1448	
559 JAPAN		388		3617	
990 U STATES		37153		381126	
		70634		645501	
MEAT PIES FROZEN	LB				2271
990 U STATES	158610	50414	2010360	659225	
	158610	50414	2010360	659225	
COMPLETE DINNERS MEAT FROZEN	LB				2272
990 U STATES	106594	55575	1396749	779855	
	106594	55575	1396749	779855	
BEEF CANNED N O P	LB NT				2273
1 U KINGDOM			4776	1868	
49 DENMARK			192	93	
614 AUSTRALIA	48382	14053	660976	212040	

*From July 1, 1961

**Discontinued after June 30, 1961

IMPORTS BY COMMODITIES AND COUNTRIES

Commodity and Country	OCTOBER 1961		JANUARY TO OCTOBER 1961		Class Number
	Quantity	Value (\$)	Quantity	Value (\$)	
744 ARGENTINA	14964	5725	211884	71238	
990 U STATES			9642	5861	
CORNED BEEF CANNED	63346	19778	887470	291100	2274
54 FRANCE	19756	6826	55756	20126	
614 AUSTRALIA	1003392	454391	4109364	1853952	
744 ARGENTINA	439282	184203	3168246	1144703	
769 PARAGUAY	185384	79551	711699	282676	
782 URUGUAY			270079	83500	
MILK SKIM POWDERED	1647814	724971	8315144	3384957	2280
990 U STATES			9368	1780	
MILK AND CREAM FRESH			9368	1780	2281
1 U KINGDOM	120	485	450	1725	
49 DENMARK	22530	57296	70667	182152	
990 U STATES	578	2702	3961	22129	
BUTTER	23228	60483	75078	206006	2282
990 U STATES			192	131	
CASEIN			192	131	2283
614 AUSTRALIA			275251	49706	
622 NEW ZEAL	19484	4054	65488	13786	
990 U STATES	2700	1335	53847	17996	
CHEESE	22184	5389	394586	81488	2284
1 U KINGDOM	26281	15961	121057	62815	
43 AUSTRIA	1350	559	32636	12075	
44 BELG LUX			3635	2149	
49 DENMARK	357815	149783	2545685	1040220	
53 FINLAND	22271	5838	142504	38477	
54 FRANCE	59935	33306	523055	301138	
55 GERMANY W	19991	14142	186863	116825	
59 GREECE	426	130	12549	4721	
67 ITALY	512267	290757	2705063	1456703	
73 NETHRLNDS	155412	65969	1528060	642019	
76 NORWAY	7794	3634	25651	11782	
85 SWEDEN			4362	1432	
86 SWITZRLND	223404	136314	1788966	1042791	
277 POLAND	7799	923	14413	1707	
288 YUGO SLAV			3287	1566	
622 NEW ZEAL			7232	2375	
744 ARGENTINA	9452	3195	152526	52134	
990 U STATES	217993	129836	1482335	930613	
MILK WHOLE POWDERED	1622190	850347	11279879	5721542	2286
86 SWITZRLND			1588	1122	
990 U STATES	57868	22972	113139	44387	
MILK PROD CONDENSED DRIED NOP	57868	22972	114727	45509	2287
73 NETHRLNDS			5768	3070	
990 U STATES	326936	46323	4030950	157081	
OLEIC ACID OR RED OIL	326936	46323	4036718	160151	2288
1 U KINGDOM	21	351	103	1644	
614 AUSTRALIA			224	2335	
990 U STATES	515	10872	4046	70339	
STEARIC ACID	536	11223	4373	74318	2289
1 U KINGDOM	160	2413	160	2413	
44 BELG LUX			374	4471	
614 AUSTRALIA	560	6440	1176	13205	
990 U STATES	1130	12450	4046	55852	
ANIMAL OIL N O P	1850	21303	5756	75941	2293
1 U KINGDOM	102	1173	741	7808	
990 U STATES	82	1225	4112	48852	
COD LIVER OIL	184	2398	4853	56660	2294
1 U KINGDOM	1455	22640	6301	92359	
76 NORWAY			315	4048	
990 U STATES	42	1587	124	2694	
FISH MARINE ANIMAL OIL N O P	1497	24227	6740	99101	2295
63 ICELAND			41001	238357	
76 NORWAY			68	619	
559 JAPAN			239	11748	
813 BAHAMAS			9484	63596	
954 ST PIERRE	454	2180	454	2180	
990 U STATES	43060	258640	176291	1172055	
WHALE OIL AND SPERMACE TI	43514	260820	227537	1488555	2297
1 U KINGDOM	142	3626	2909	39593	
76 NORWAY			729	9563	
990 U STATES	480	7902	5053	76929	
FISH OIL CONCENTRATED	622	11528	8691	126085	2299
76 NORWAY	3	1195	3	1195	
559 JAPAN			24	1110	
990 U STATES	14	870	677	6487	
FISH OIL FOR FORTIFYING	17	2065	704	8792	2300
1 U KINGDOM			7	2587	
73 NETHRLNDS			1	626	
559 JAPAN			188	39745	

IMPORTS BY COMMODITIES AND COUNTRIES

Commodity and Country	OCTOBER 1961		JANUARY TO OCTOBER 1961		Class Number
	Quantity	Value (\$)	Quantity	Value (\$)	
990 U STATES	9	6962	63	26298	
BEESWAX	9	6962	259	69256	2302
	CWT				
755 CHILE			378	21186	
848 CUBA			63	3220	
874 MEXICO			615	32815	
990 U STATES	93	5536	983	62120	
CANDLES N O P	93	5536	2039	119341	2303
	CWT				
1 U KINGDOM	2	161	4	323	
49 DENMARK	19	658	81	5312	
55 GERMANY W	25	1012	45	2216	
64 IRELAND			11	425	
85 SWEDEN	6	385	87	6263	
559 JAPAN	32	1461	605	16559	
990 U STATES	451	16733	1752	66597	
GREASE AND DEGRAS	535	20410	2585	97695	2304
	CWT				
1 U KINGDOM	46	209	2639	28912	
64 IRELAND			115	811	
990 U STATES	27974	179712	172302	1225868	
LARD AND COMPOUNDS STEARINE	28020	179921	175056	1255591	2307
	CWT				
1 U KINGDOM			145	2650	
990 U STATES	31875	303538	194450	2043906	
TALLOW	31875	303538	194595	2046556	2308
	CWT				
990 U STATES	4202	39288	21403	208105	
EGG ALBUMEN DRIED POWDERED ETC	4202	39288	21403	208105	2315
	LB				
73 NETHRLNDS	275	320	275	320	
990 U STATES	5550	4749	181224	130291	
EGGS DRIED POWDERED N O P	5825	5069	181499	130611	2317
	LB				
553 CHINA COM	9480	8049	9480	8049	
990 U STATES	10005	11370	40564	42707	
GELATINE INEDIBLE PHOTOGRAPHIC	19485	19419	50044	50756	2320
	LB				
1 U KINGDOM			500	476	
990 U STATES	28108	51544	173482	285614	
ANIMAL GLANDS FOR MEDICINE	28108	51544	173982	286090	2321
990 U STATES		243		10412	
EGGS IN THE SHELL		243		10412	2325
	DOZ				
277 POLAND	12000	1794	186000	24797	
516 HONG KONG	267	176	34811	21250	
990 U STATES	471889	361650	2321996	2933441	
EGGS YOLK OR ALBUMEN FROZEN	484156	363620	2542807	2979488	2326
	LB				
990 U STATES	9990	5739	33000	18612	
GELATINE CAPSULES EMPTY	9990	5739	33000	18612	2328
1 U KINGDOM				1533	
990 U STATES		55369		459140	
GELATINE EDIBLE		55369		460673	2329
	LB				
1 U KINGDOM	26740	10258	87060	31523	
44 BELG LUX			5652	3025	
54 FRANCE			1703	811	
55 GERMANY W	315	368	866	1282	
86 SWITZRLND			3200	2148	
614 AUSTRALIA	15000	9866	222850	124190	
990 U STATES	157279	102129	1086532	690251	
GELATINE N O P	199334	122621	1407863	853230	2331
	LB				
1 U KINGDOM	56000	13594	74640	19602	
44 BELG LUX			133	60	
54 FRANCE	2250	545	14440	3512	
55 GERMANY W	11155	2445	18050	4011	
73 NETHRLNDS			132000	38940	
990 U STATES	204	110	29841	15004	
GLUE ANIMAL POWDERED OR SHEET	69609	16694	269104	81129	2332
	LB				
1 U KINGDOM	224920	35030	1372393	222717	
55 GERMANY W			50297	7003	
427 UN SO AFR	49000	6304	276480	29762	
990 U STATES	83200	14896	700740	132991	
GLUE N O P	357120	56230	2399910	392473	2333
	LB				
55 GERMANY W			282	124	
990 U STATES	28576	4846	138683	29607	
GUT AND MANUFACTURES N O P	28576	4846	138965	29731	2336
1 U KINGDOM		1252		17552	
54 FRANCE		306		1592	
614 AUSTRALIA		242		5166	
990 U STATES				6946	
HONEY		1800		31256	2337
	LB				
1 U KINGDOM	1737	821	225603	28677	
49 DENMARK	480	220	3644	1406	
55 GERMANY W	681	357	2493	1288	
59 GREECE			7410	3059	
64 IRELAND			180	79	
67 ITALY			683	354	

IMPORTS BY COMMODITIES AND COUNTRIES

Commodity and Country	OCTOBER 1961		JANUARY TO OCTOBER 1961		Class Number
	Quantity	Value (\$)	Quantity	Value (\$)	
73 NETHRLNDS	844	374	8548	3128	
277 POLAND			10800	2423	
288 YUGO SLAV			6993	2153	
622 NEW ZEAL	23200	2675	23200	2675	
744 ARGENTINA			19841	2126	
824 JAMAICA			240	73	
990 U STATES	153340	21901	859227	138364	
	180282	26348	1168862	185805	
MANURES ANIMAL					
990 U STATES	CWT				2338
	1958	3851	40697	75027	
	1958	3851	40697	75027	
MUSK IN PODS OR GRAINS					
516 HONG KONG	OZ		216	8294	2339
			216	8294	
RENNET RAW AND PREPARED					
990 U STATES	LB				2340
	3978	5788	291389	308020	
	3978	5788	291389	308020	
SAUSAGE CASINGS UNCLEANED					
990 U STATES	LB				2341
	178658	113577	1184324	672768	
	178658	113577	1184324	672768	
SAUSAGE CASINGS CLEANED					
55 GERMANY W	LB		232	373	2342
614 AUSTRALIA	30416	47436	501533	712640	
622 NEW ZEAL	163239	280380	1593667	2283044	
990 U STATES	4056	1149	52629	34960	
	197711	328965	2148061	3031017	
TANKAGE					
622 NEW ZEAL	CWT		451	3352	2343
990 U STATES	5125	6267	86134	182964	
	5125	6267	86585	186316	
ANIMAL PRODUCTS N O P					
1 U KINGDOM		1269		78260	2344
54 FRANCE				750	
55 GERMANY W		14797		83236	
67 ITALY		471		2167	
73 NETHRLNDS		5291		59218	
86 SWITZRLND				6993	
415 KENYA		1014		1498	
427 UN SO AFR		173		1500	
516 HONG KONG		1962		11038	
519 INDIA		62		757	
559 JAPAN		541		10138	
758 COLOMBIA				1609	
874 MEXICO		166		2048	
990 U STATES		49895		478700	
		75641		737912	
HORSE MEAT AND MEAT FOR FEED					
559 JAPAN	CWT		500	3713	2345
774 PERU			4329	11356	
990 U STATES	15058	95181	79399	497136	
	15058	95181	84228	512205	
DOG FOOD AND PET STOCK FOOD					
1 U KINGDOM				2664	2347
44 BELG LUX				88	
55 GERMANY W		612		1659	
73 NETHRLNDS				728	
990 U STATES		36691		292262	
		37303		297401	

IMPORTS BY COMMODITIES AND COUNTRIES

Commodity and Country	OCTOBER 1961		JANUARY TO OCTOBER 1961		Class Number
	Quantity	Value (\$)	Quantity	Value (\$)	
<u>GROUP 3</u>					
<u>FIBRES TEXTILES AND PRODUCTS</u>					
RAW COTTON					
	CWT				3001
1 U KINGDOM	513	15797	513	15797	
385 UAR EGYPT			66	3300	
519 INDIA	400	12281	1710	49996	
527 PAKISTAN			295	8792	
545 BURMA			363	9366	
758 COLOMBIA			569	17544	
774 PERU	603	22037	1671	61579	
874 MEXICO	503	15572	17728	505628	
990 U STATES	163562	5493890	1438822	45244861	
	165581	5559577	1461737	45916863	
COTTON LINTERS AND FIBRES NOP	LB				3002
287 U S S R			278364	19999	
355 ISRAEL	81658	4032	117496	5293	
363 LEBANON			126604	6152	
382 TURKEY	439026	17148	3985270	219080	
386 UAR SYRIA			3325540	126161	
752 BRAZIL			216619	12392	
758 COLOMBIA			113300	8413	
774 PERU	30518	4413	30518	4413	
857 EL SALVD	512763	29167	1222812	60643	
864 GUATEMALA			323688	12086	
874 MEXICO	135252	14698	174369	18435	
879 NICARAGUA	103043	5733	952821	43970	
990 U STATES	1299280	88026	11160652	755354	
	2601540	163217	22028053	1292391	
BATTS BATTING WADDING COTTON	LB				3004
990 U STATES	104431	59384	627521	371000	
	104431	59384	627521	371000	
COT YARNS SINGLES NOT FINER 20	LB				3005
1 U KINGDOM	11019	9544	142122	125722	
54 FRANCE			18987	14543	
67 ITALY	11603	6744	65141	33992	
73 NETHRLNDS			335	321	
78 PORTUGAL	42003	23983	140108	81115	
82 SPAIN	24511	13841	49580	26860	
355 ISRAEL			48407	20321	
519 INDIA	2000	770	7000	3326	
752 BRAZIL	5955	2631	80926	43112	
758 COLOMBIA	4984	1960	4984	1960	
990 U STATES	72111	63061	704436	567306	
	174186	122534	1262026	918578	
COTTON YARNS SINGLES 21 TO 39	LB				3006
1 U KINGDOM	29942	28312	332388	334593	
54 FRANCE	5832	3215	161932	88596	
67 ITALY			29951	15699	
78 PORTUGAL	35225	22304	118042	71913	
82 SPAIN			14355	8183	
86 SWITZRLND			949	1913	
355 ISRAEL			86456	42410	
752 BRAZIL	5522	2682	39692	23243	
990 U STATES	37975	39764	559622	489136	
	114496	96277	1343391	1075686	
COT YARNS SINGLES 40 AND FINER	LB				3007
1 U KINGDOM	66840	79007	588443	726002	
54 FRANCE		2218	29018	25057	
67 ITALY	2323	3426	8773	12507	
78 PORTUGAL	10254	7811	15379	11537	
82 SPAIN			1203	975	
86 SWITZRLND	80	79	2341	3991	
355 ISRAEL			10071	5872	
752 BRAZIL			6035	4840	
990 U STATES	41770	61443	375433	490433	
	123759	153984	1036696	1281214	
COTTON YARNS PLIED	LB				3008
1 U KINGDOM	106367	156375	840444	1242754	
43 AUSTRIA			439	793	
44 BELG LUX			2074	2470	
54 FRANCE			64584	45889	
67 ITALY			6567	13534	
78 PORTUGAL	995	403	995	403	
82 SPAIN	15102	11723	93915	63006	
86 SWITZRLND			1788	2807	
355 ISRAEL			1246	585	
385 UAR EGYPT			1000	1245	
519 INDIA			5000	2559	
752 BRAZIL	259	261	25181	17355	
990 U STATES	166049	230559	1517285	1969337	
	288772	399321	2560518	3362737	
COTTON THREAD	LB				3009
1 U KINGDOM	346	1006	4081	9499	
43 AUSTRIA	100	154	539	968	
67 ITALY	487	1893	6130	10258	
73 NETHRLNDS	337	779	1529	2937	
82 SPAIN			4594	2919	
86 SWITZRLND	355	567	1205	1904	
246 CZECHO S	3769	4687	28062	31007	
288 YUGO SLAV	17636	18504	82555	102452	
519 INDIA	638	1084	638	1084	

IMPORTS BY COMMODITIES AND COUNTRIES

Commodity and Country	OCTOBER 1961		JANUARY TO OCTOBER 1961		Class Number
	Quantity	Value (\$)	Quantity	Value (\$)	
559 JAPAN			814	1215	
990 U STATES	55770	104167	494582	913742	
CROCHET KNITTING COTTON N O P	79438	132841	624729	1077985	
1 U KINGDOM	LB				3014
54 FRANCE	722	2190	21453	61806	
73 NETHRLNDS	1929	13087	13466	59184	
82 SPAIN	396	415	1152	1191	
86 SWITZRLND			1600	813	
874 MEXICO			661	1054	
990 U STATES	21075	31253	142658	203598	
CORDS AND TWINE COTTON N O P	24122	46945	181605	328806	
1 U KINGDOM	LB				3015
990 U STATES	14485	6923	123177	63478	
	31620	32009	250800	236609	
	46105	38932	381977	300087	
COT YARNS NOP INCL TINSEL THRD	LB				3016
1 U KINGDOM	259	359	26956	15038	
78 PORTUGAL	920	362	920	362	
990 U STATES	39547	22282	459989	254913	
	40726	23003	487865	270313	
COLOURED COT FAB NOP OVER 80 C	LB				3026
1 U KINGDOM	34564	88062	366614	876935	
43 AUSTRIA	1354	3640	31221	81382	
44 BELG LUX	33503	34979	249183	267130	
49 DENMARK	169	695	2393	6520	
53 FINLAND	44	77	255	598	
54 FRANCE	7564	21164	95916	195511	
55 GERMANY W	87932	147892	1100723	1815766	
67 ITALY	1771	7035	50169	128845	
73 NETHRLNDS	109506	168564	1206941	1783933	
78 PORTUGAL	29164	33182	206451	275282	
82 SPAIN	10929	10575	135293	125555	
85 SWEDEN	858	1856	5823	11912	
86 SWITZRLNO	3168	13429	39123	166818	
246 CZECHO S	33006	30192	328858	313130	
277 POLAND	3430	5787	24426	31643	
287 U S S R			2063	3858	
355 ISRAEL	323	847	4112	11525	
385 UAR EGYPT			253	470	
516 HONG KONG			107081	108133	
519 INDIA	4448	4047	120694	117960	
559 JAPAN	105545	144769	1581956	2170800	
867 HAITI			52	116	
874 MEXICO			10123	12834	
990 U STATES	1719990	2424259	18454624	26335921	
	2187268	3141051	24124347	34842577	
COLORED COT FAB NOP 50 TO 80 C	LB				3027
1 U KINGDOM			8071	5582	
44 BELG LUX			40904	31758	
49 DENMARK			414	252	
54 FRANCE	714	360	11053	7529	
55 GERMANY W			12364	8915	
67 ITALY	635	493	5479	4234	
73 NETHRLNDS	305	164	519	334	
78 PORTUGAL			3954	3092	
82 SPAIN	2337	1736	65456	46893	
246 CZECHO S	13582	9033	205452	137755	
277 POLAND	9356	7080	60155	37829	
516 HONG KONG			42335	27204	
519 INDIA	215398	127418	1356757	798188	
527 PAKISTAN			976	746	
559 JAPAN	4000	2314	116377	83196	
578 TAIWAN			4119	2954	
990 U STATES	97089	68304	772335	546153	
	343416	216902	2706720	1742614	
COLORED COT FAB NOP UNDER 50 C	LB				3028
1 U KINGDOM	720	333	2174	743	
54 FRANCE			660	288	
73 NETHRLNDS	1984	929	4059	1847	
519 INDIA	52318	14206	465301	202337	
559 JAPAN			1500	673	
990 U STATES	7210	2917	64863	22116	
	62232	18385	538557	228004	
COTTON DENIMS	LB				3029
519 INDIA			3664	1912	
990 U STATES	159084	115751	1437702	1060428	
	159084	115751	1441366	1062340	
HANDKERCHIEF COTTON BLEACHED	LB				3030
246 CZECHO S			861	2023	
990 U STATES			6957	10461	
			7818	12484	
COTTON FABRIC NOT BLEACHED NOP	LB				3031
1 U KINGDOM	8525	7197	53194	54459	
43 AUSTRIA			411	273	
44 BELG LUX	4806	3638	39587	28541	
55 GERMANY W			620	780	
73 NETHRLNDS	100	92	4680	3683	
78 PORTUGAL	1978	989	1978	989	
82 SPAIN	3443	1692	160242	79038	
246 CZECHO S	1140	358	35572	28074	
287 U S S R			20621	10442	
385 UAR EGYPT			21590	1618	
516 HONG KONG			29394	15453	
519 INDIA	361922	162279	2038466	944082	
527 PAKISTAN	21660	15837	116142	64500	

IMPORTS BY COMMODITIES AND COUNTRIES

Commodity and Country	OCTOBER 1961		JANUARY TO OCTOBER 1961		Class Number
	Quantity	Value (\$)	Quantity	Value (\$)	
553 CHINA COM			85734	45244	
559 JAPAN	146229	107262	1139673	857559	
578 TAIWAN			10368	4896	
990 U STATES	1839099	1352532	11043704	7731365	
CANTON FLANNELS NOT COLOURED	2388902	1651876	14781976	9670996	
1 U KINGDOM	LB				3032
43 AUSTRIA	1026	1506	8826	16916	
44 BELG LUX	1386	4149	14712	44116	
55 GERMANY W			1670	1577	
73 NETHRLNDS	159	441	4790	7694	
78 PORTUGAL	5732	6115	27350	23082	
82 SPAIN			10288	9643	
86 SWITZRLND	28021	14339	295449	165105	
246 CZECHO S	1243	4821	6466	22921	
277 POLAND	24966	16325	148139	102318	
516 HONG KONG	58940	30881	240314	131301	
519 INDIA			6808	3919	
559 JAPAN	64019	47437	471391	320418	
758 COLOMBIA	80642	95702	1009057	1072905	
990 U STATES	4056	2656	4056	2656	
	57624	83002	440420	602717	
TOWELLING IN THE WEB	327884	307381	2689736	2527288	
1 U KINGDOM	LB		838	957	3033
246 CZECHO S	4522	2949	36764	26284	
516 HONG KONG			2299	1498	
519 INDIA	2490	1316	9994	5793	
990 U STATES	2033	2308	23471	23971	
	9045	6573	73366	58503	
VOILES SCRIMS NOT COLOURED	LB				3034
1 U KINGDOM	229	818	2702	8762	
43 AUSTRIA			2175	7542	
54 FRANCE			801	3459	
55 GERMANY W			1433	2764	
73 NETHRLNDS			4712	4707	
78 PORTUGAL			5500	7250	
86 SWITZRLND	3583	18956	15859	73661	
246 CZECHO S			3655	1974	
516 HONG KONG			3664	2574	
519 INDIA	984	641	35366	22885	
559 JAPAN	6794	8267	44487	50876	
990 U STATES	16369	20229	195859	251923	
	27959	48911	316213	438377	
COTTON FABRICS BLEACHED N O P	LB				3035
1 U KINGDOM	2648	4151	47593	84847	
43 AUSTRIA	156	474	7669	29630	
44 BELG LUX			2612	2192	
54 FRANCE			82	241	
55 GERMANY W	230	386	7229	11061	
73 NETHRLNDS	900	1530	24210	28840	
82 SPAIN			2073	2595	
86 SWITZRLND	165	554	5146	17968	
246 CZECHO S	1094	736	38596	27372	
277 POLAND	3724	4664	30484	22594	
516 HONG KONG			6840	4892	
519 INDIA	3694	2214	38790	22735	
559 JAPAN	1483	2224	12094	15368	
990 U STATES	22104	35680	254632	304828	
	43198	52613	478050	575223	
COTTON CHEEECLOTH AND GAUZE	LB				3036
1 U KINGDOM	923	1411	13432	13688	
519 INDIA			1682	2192	
990 U STATES	331837	311443	2577663	2316259	
	332760	312854	2592777	2332139	
POPLIN BLEACHED NOT COLOURED	LB				3037
1 U KINGDOM			2147	5821	
43 AUSTRIA			32	78	
55 GERMANY W			331	437	
73 NETHRLNDS			75	131	
86 SWITZRLND	400	1855	1587	6150	
277 POLAND			2491	2671	
559 JAPAN	24789	27392	260475	297636	
990 U STATES	14512	18804	145612	185510	
	32701	48051	412750	428434	
COTTON FABRICS COUNT 100	LB				3039
1 U KINGDOM	33218	110013	284338	1005283	
73 NETHRLNDS	1474	2501	1474	2501	
990 U STATES	895	1335	5008	8387	
	35587	113849	290820	1016171	
COTTON FABRIC FOR TYPE RIBBON	LB				3041
1 U KINGDOM	10050	41599	101425	391623	
43 AUSTRIA	461	1736	1303	6139	
67 ITALY			1694	5583	
73 NETHRLNDS	1742	4983	16049	44480	
86 SWITZRLND			382	1951	
990 U STATES	89	328	3760	29854	
	12342	48646	124615	479630	
COTTON FABRICS WITH CUT PILE	LB				3043
1 U KINGDOM	12942	13954	128633	123942	
44 BELG LUX	112	301	1409	3349	
54 FRANCE	839	776	19422	20995	
55 GERMANY W	14434	27542	203511	405343	
67 ITALY	6077	11593	20355	40133	
73 NETHRLNDS	10829	15866	150383	215436	
82 SPAIN			46916	37706	
246 CZECHO S	12145	9903	165674	134597	

IMPORTS BY COMMODITIES AND COUNTRIES

Commodity and Country	OCTOBER 1961		JANUARY TO OCTOBER 1961		Class Number
	Quantity	Value (\$)	Quantity	Value (\$)	
277 POLAND	11556	7050	25496	16318	
355 ISRAEL			571	695	
559 JAPAN	187906	207460	1968765	2176090	
824 JAMAICA			3992	4623	
990 U STATES	152362	198731	1390224	1736338	
	409202	493176	4125351	4915565	
COTTON FABRIC KNITTED	LB				3045
1 U KINGDOM	4353	10737	114655	120003	
44 BELG LUX	1973	4451	2483	5437	
54 FRANCE			90	364	
67 ITALY			142	477	
73 NETHRLNDS			131	221	
86 SWITZRLND			602	1814	
516 HONG KONG			800	494	
990 U STATES	44443	70934	656426	1087932	
	50769	86122	775329	1216742	
COTTON GABARDINES	LB				3047
1 U KINGDOM	1109	3830	10743	42747	
990 U STATES	1854	3054	20740	26611	
	2963	6884	31483	69358	
COTTON FABRICS FOR BOOK COVERS	LB				3050
1 U KINGDOM	4870	4317	32178	32147	
990 U STATES	9712	12345	51898	59391	
	14582	16662	84076	91538	
LACE NOT COLOURED FOR CLOTHING	LB				3051**
1 U KINGDOM			2499	6463	
43 AUSTRIA			66945	305671	
54 FRANCE			4162	27162	
55 GERMANY W			764	3602	
67 ITALY			7	182	
73 NETHRLNDS			295	844	
86 SWITZRLND			19396	96420	
246 CZECHO S			438	981	
559 JAPAN			3864	5572	
990 U STATES			14377	87901	
			112747	534798	
LACE COLOURED FOR CLOTHING	LB				3052**
1 U KINGDOM			693	2860	
43 AUSTRIA			6577	33859	
54 FRANCE			1166	7029	
55 GERMANY W			122	185	
86 SWITZRLND			2455	20535	
559 JAPAN			21525	34442	
990 U STATES			11689	54284	
			44227	153194	
EMBROIDERIES COTTON N O P	LB				3053
1 U KINGDOM			2163	4791	
43 AUSTRIA	13120	53621	34415	160307	
44 BELG LUX			14	343	
54 FRANCE	240	4060	635	6146	
55 GERMANY W			742	2802	
67 ITALY			25	373	
73 NETHRLNDS	27	130	810	3400	
86 SWITZRLND	1631	7662	15167	107015	
516 HONG KONG			190	1346	
553 CHINA COM	422	1306	1022	2032	
990 U STATES	446	2018	7658	20253	
	15886	68797	62841	308808	
LACE BOBBINET NETS COTTON NOP	LB				3054
1 U KINGDOM	1436	4040	14640	32455	
43 AUSTRIA			1990	12210	
54 FRANCE	518	3558	2461	14605	
55 GERMANY W	89	307	2113	6757	
73 NETHRLNDS	18	70	18	70	
86 SWITZRLND	96	886	1605	10864	
246 CZECHO S			335	1825	
516 HONG KONG	355	902	736	4133	
519 INDIA			341	1750	
553 CHINA COM	281	1163	894	3350	
559 JAPAN			493	633	
990 U STATES	2858	13474	16038	49449	
	5651	24400	41664	138101	
WHITE COTTON BOBBINET PLAIN	YD				3055
1 U KINGDOM	1431	951	8504	4255	
	1431	951	8504	4255	
BAGS COTTON	LB				3082
55 GERMANY W			1233	2403	
277 POLAND	1420	762	4314	2272	
990 U STATES	8876	9473	80965	90892	
	10296	10235	86512	95567	
BELTING OF COTTON	LB				3083
1 U KINGDOM	1033	1410	69539	70408	
86 SWITZRLND			80	242	
990 U STATES	7785	18219	95581	238787	
	8818	19629	165200	309437	
BLANKETS OF COTTON	LB				3084
1 U KINGDOM	10695	12433	79858	89407	
44 BELG LUX	59579	55840	757327	678084	
55 GERMANY W	3464	1842	67851	28191	
73 NETHRLNDS	2003	1315	13950	8167	
78 PORTUGAL	46503	21051	87403	44731	
82 SPAIN	650	459	2949	865	
246 CZECHO S	11573	6812	36998	22646	
277 POLAND			12927	5916	

**Discontinued after June 30, 1961

IMPORTS BY COMMODITIES AND COUNTRIES

Commodity and Country	OCTOBER 1961		JANUARY TO OCTOBER 1961		Class Number	
	Quantity	Value (\$)	Quantity	Value (\$)		
519 INDIA	1297	723	1297	723		
559 JAPAN			12879	8899		
990 U STATES	13293	17335	88974	99999		
BRAIDED WICK FOR CANDLES	149057	117810	1162413	987628	3086	
1 U KINGDOM		2695		4357		
55 GERMANY W				906		
990 U STATES		3337		26565		
CURTAINS COTTON	6032	6032	31828	31828	3087	
1 U KINGDOM	588	858	2406	5085		
55 GERMANY W			347	927		
85 SWEDEN	368	737	451	1086		
86 SWITZRLND	235	830	767	4312		
355 ISRAEL			125	316		
559 JAPAN			225	489		
990 U STATES	4967	11591	56637	103923		
TABLE AND TRAY CLOTHS COTTON	6158	14016	60958	116138		3088
1 U KINGDOM	16998	32385	135378	278493		
43 AUSTRIA	101	756	285	1942		
44 BELG LUX	2333	2934	5253	6844		
49 DENMARK	110	314	292	872		
54 FRANCE	239	989	1420	4271		
55 GERMANY W	42	98	4521	7386		
67 ITALY			842	974		
73 NETHRLNDS	8036	10958	29263	50236		
78 PORTUGAL	52	221	344	1665		
82 SPAIN	185	605	10727	18934		
86 SWITZRLND	215	2089	1302	11706		
246 CZECHO S			270	191		
516 HONG KONG	4947	14452	39214	86316		
519 INDIA			817	1664		
527 PAKISTAN	80	2292	355	8312		
553 CHINA COM	19227	27863	125459	134776		
559 JAPAN	995	806	22910	16958		
990 U STATES	15747	27636	102811	181496		
LADDER TAPES FOR BLINDS	69307	124398	481463	813036	3092**	
1 U KINGDOM			706	1372		
990 U STATES			2176	3551		
QUILTS COTTON	2882	4923	4923	4923	3094	
1 U KINGDOM	1911	2200	4970	5767		
44 BELG LUX			280	201		
990 U STATES	1405	2412	16345	20290		
SHEETS COTTON	3316	4612	21595	26258	3095	
1 U KINGDOM	369	830	7316	9543		
44 BELG LUX	972	988	6930	6897		
55 GERMANY W			40	84		
73 NETHRLNDS	3027	1976	19765	15948		
78 PORTUGAL	1395	5033	2000	6623		
82 SPAIN			13513	8756		
277 POLAND	16187	11994	138705	102409		
516 HONG KONG	111	245	3261	6191		
553 CHINA COM			10465	12589		
559 JAPAN	32680	28292	246911	213757		
990 U STATES	58921	65830	588762	833555		
TOWELS COTTON	113662	135188	1037668	1216352		3096
1 U KINGDOM	1510	2054	6258	8070		
44 BELG LUX	2317	2937	8330	10288		
54 FRANCE	35	78	169	233		
55 GERMANY W	43	85	216	409		
67 ITALY			1193	1038		
73 NETHRLNDS	3500	4582	24662	31065		
78 PORTUGAL	25	363	530	1423		
82 SPAIN			2017	2326		
246 CZECHO S	5809	3851	78070	50780		
277 POLAND			8274	4784		
516 HONG KONG	4770	3026	101371	70873		
519 INDIA	16209	10542	128725	84346		
553 CHINA COM	2061	1140	18842	11698		
559 JAPAN	12412	9188	89026	66644		
990 U STATES	115589	147668	1179286	1407250		
COTTON MANUFACTURES N O P	164280	185514	1646969	1751227	3097	
1 U KINGDOM	4702	9681	65421	128731		
43 AUSTRIA			215	903		
44 BELG LUX	2291	2890	24275	27972		
49 DENMARK	321	623	2567	4946		
54 FRANCE	1324	2274	5866	17230		
55 GERMANY W	5138	4609	52767	47871		
67 ITALY	8191	2939	39539	16261		
73 NETHRLNDS	1680	2279	12137	15131		
76 NORWAY			1598	721		
78 PORTUGAL	81	120	200	555		
82 SPAIN			522	822		
86 SWITZRLND	185	1020	1073	5594		
246 CZECHO S			4638	4515		
516 HONG KONG	656	656	33168	19585		
519 INDIA			1827	3154		
527 PAKISTAN			1653	1371		

**Discontinued after June 30, 1961

IMPORTS BY COMMODITIES AND COUNTRIES

Commodity and Country	OCTOBER 1961		JANUARY TO OCTOBER 1961		Class Number
	Quantity	Value (\$)	Quantity	Value (\$)	
553 CHINA COM			710	838	
559 JAPAN	46343	48464	278303	281202	
990 U STATES	144622	203735	1254965	1683383	
	215534	279290	1781444	2260785	
WASH CLOTHS BATH MATS COTTON	LB				3098
1 U KINGDOM			530	860	
44 BELG LUX			11215	7004	
55 GERMANY W	76	123	118	232	
73 NETHRLNDS			106	157	
82 SPAIN			4997	2765	
246 CZECHO S			1839	1328	
516 HONG KONG	7637	5132	46332	31028	
519 INDIA			315	282	
553 CHINA COM	4724	2420	27271	16967	
559 JAPAN	4550	4196	48024	36451	
990 U STATES	25343	32293	295303	355497	
	42330	44164	436050	452571	
PILLOW CASES COTTON	LB				3100
1 U KINGDOM	2901	5047	13634	24284	
44 BELG LUX	115	138	148	194	
55 GERMANY W	283	343	335	462	
73 NETHRLNDS	191	314	191	314	
78 PORTUGAL			483	2590	
86 SWITZRLND			98	493	
277 POLAND	954	689	54950	38168	
516 HONG KONG	15911	20191	81467	99442	
519 INDIA			7100	3736	
553 CHINA COM	27557	30359	284658	285430	
559 JAPAN	46537	43387	341181	306507	
990 U STATES	9312	13366	68317	101499	
	103761	113834	852562	863119	
FLAX FIBRE AND TOW	CWT				3111
44 BELG LUX	362	2683	5746	37344	
73 NETHRLNDS			336	9305	
990 U STATES			66	3341	
	362	2683	6148	49990	
HEMP DRESSED OR UNDRRESSED	CWT				3112
44 BELG LUX			869	9711	
288 YUGO SLAV			331	7816	
			1200	17527	
JUTE AND JUTE BUTTS	CWT				3113
527 PAKISTAN	600	12420	7832	140556	
583 THAILAND			558	8621	
990 U STATES			9085	111106	
	600	12420	17475	260283	
DAKUM OF FLAX HEMP OR JUTE	CWT				3114
1 U KINGDOM	5	105	70	1466	
67 ITALY			25	184	
73 NETHRLNDS	525	4454	3489	32841	
76 NORWAY	136	1218	506	4266	
85 SWEDEN			111	2312	
990 U STATES	859	15588	8231	152011	
	1525	21365	12432	193080	
BATTS WADDING VEGETABLE FIBRES	LB				3115
874 MEXICO			28430	2661	
990 U STATES			18973	10746	
			47403	13407	
YARNS JUTE SINGLES N O P	LB				3121
1 U KINGDOM			142898	35240	
519 INDIA	49759	11039	223852	47130	
990 U STATES			830	195	
	49759	11039	367580	82565	
YARNS VEGETABLE FIBRE SINGLES	LB				3122
1 U KINGDOM	6436	2282	44706	14115	
64 IRELAND			7860	1720	
67 ITALY			15573	5792	
990 U STATES			3080	3325	
	6436	2282	71219	24952	
YARNS CORDS TWINE OF JUTE NOP	LB				3123
1 U KINGDOM	12850	3750	42678	13569	
44 BELG LUX			4684	1477	
78 PORTUGAL			4903	1336	
990 U STATES			3824	2437	
	12850	3750	56159	18819	
YARNS CORDS TWINE VEG FIB NOP	LB				3124
1 U KINGDOM	20482	7464	233683	100660	
49 DENMARK			7026	2735	
54 FRANCE			243	149	
55 GERMANY W			1122	553	
64 IRELAND			3418	1265	
67 ITALY	2377	1218	19437	8187	
73 NETHRLNDS	10431	2481	40695	7889	
78 PORTUGAL	27049	4503	105528	18136	
355 ISRAEL			115892	19335	
516 HONG KONG			860	625	
874 MEXICO	1643	241	622937	73007	
990 U STATES	5489	4469	29198	29099	
	67471	20376	1180039	261640	
LINEN THREAD FOR SEWING	LB				3125
1 U KINGDOM	17264	37209	187152	382558	
43 AUSTRIA			1443	1975	
54 FRANCE			7510	9247	
55 GERMANY W	60	92	162	321	
85 SWEDEN			180	469	
86 SWITZRLND	680	816	680	816	
990 U STATES	64	149	1059	2710	
	18068	38266	198186	398096	

IMPORTS BY COMMODITIES AND COUNTRIES

Commodity and Country	OCTOBER 1961		JANUARY TO OCTOBER 1961		Class Number
	Quantity	Value (\$)	Quantity	Value (\$)	
YARNS VEG FIBRE FOR WEAVING	LB				3126
1 U KINGDOM	108964	51793	988876	454113	
44 BELG LUX			1969	573	
49 DENMARK			15159	12227	
64 IRELAND	30073	8179	1012508	264426	
519 INDIA			165283	48677	
990 U STATES	1181	794	155373	64577	
	140218	60766	2339168	844593	
FABRICS CHIEFLY FLAX OR HEMP	LB				3132
1 U KINGDOM	57909	86931	413842	578764	
44 BELG LUX			5760	7792	
49 DENMARK	50	73	1360	2168	
54 FRANCE			130	596	
55 GERMANY W	165	612	4546	5552	
67 ITALY			288	1249	
85 SWEDEN	453	953	3175	6823	
86 SWITZRLND	829	2140	3105	8264	
246 CZECHO S	1242	937	22423	16600	
287 U S S R			2579	1957	
559 JAPAN			1019	1885	
990 U STATES	4144	9594	71460	153286	
	64792	101240	529687	784936	
FABRICS JUTE UNBLEACHED N O P	YO				3134
1 U KINGDOM	117275	72103	911824	452194	
44 BELG LUX	226977	37376	1697227	386976	
54 FRANCE	16167	3472	172514	31579	
55 GERMANY W			30574	28636	
73 NETHRLNDS			355426	27590	
262 HUNGARY			591683	74467	
277 POLAND			2000	432	
519 INDIA	7181616	806761	83038918	9699162	
527 PAKISTAN	1810000	199118	11005600	1270356	
990 U STATES	20452	10014	756940	298849	
	9372487	1128844	98562706	12270241	
FABRICS OF JUTE N O P	YO				3135
1 U KINGDOM	100	116	30675	10529	
43 AUSTRIA	1225	876	1225	876	
67 ITALY			152	206	
990 U STATES	2017	1056	72759	28969	
	3342	2048	104811	40580	
FABRIC JUTE 12INS WIDE OR LESS	LB				3136**
44 BELG LUX			400	161	
519 INDIA			26901	6065	
			27301	6226	
FAB VEG FIB 12INS WIDE OR LESS	LB				3137**
1 U KINGDOM			92559	135282	
43 AUSTRIA			110	234	
54 FRANCE			670	2515	
55 GERMANY W			1320	5094	
64 IRELAND			1217	507	
73 NETHRLNDS			3559	3534	
246 CZECHO S			1499	1913	
559 JAPAN			51021	45805	
990 U STATES			179856	249368	
			331811	444252	
FABRICS VEGETABLE FIBRE N O P	YD				3138
1 U KINGDOM	20412	8658	122550	53376	
44 BELG LUX	18087	7387	29372	11731	
54 FRANCE			175	180	
67 ITALY			349	1327	
874 MEXICO			14263	4769	
990 U STATES	1824	3677	18736	26260	
	40323	19722	185445	97643	
TOWELLING TABLE CLOTHS IN WEB	LB				3139
1 U KINGDOM	4542	6729	43244	58970	
54 FRANCE			205	701	
55 GERMANY W			1261	1057	
64 IRELAND	54	122	1336	2151	
67 ITALY			488	2165	
86 SWITZRLND			13	97	
246 CZECHO S	18203	12160	102622	70070	
262 HUNGARY	666	503	666	503	
277 POLAND	6647	3510	77854	45569	
287 U S S R	2778	1278	18063	7730	
990 U STATES	172	491	6948	12838	
	33062	24793	252700	201851	
FABRIC JUTE 12 IN WIDE OR LESS	LB				3140*
1 U KINGDOM			3000	1003	
519 INDIA	2160	549	58362	13867	
990 U STATES			561	500	
	2160	549	61923	15370	
FAB VEG FIB 12 IN WIDE OR LESS	LB				3141*
1 U KINGDOM	12397	19233	45013	71118	
44 BELG LUX			308	450	
54 FRANCE	8	300	731	4877	
55 GERMANY W	143	404	983	2871	
67 ITALY			367	807	
73 NETHRLNDS			1711	2056	
246 CZECHO S	1105	1469	1992	2458	
516 HONG KONG	6320	4826	6320	4826	
559 JAPAN	10316	11306	42649	38905	
990 U STATES	39710	57962	124695	193736	
	69999	95500	224769	322104	

*From July 1, 1961

**Discontinued after June 30, 1961

IMPORTS BY COMMODITIES AND COUNTRIES

Commodity and Country	OCTOBER 1961		JANUARY TO OCTOBER 1961		Class Number
	Quantity	Value (\$)	Quantity	Value (\$)	
BAGS OF HEMP LINEN JUTE SISAL	LB				3171
1 U KINGDOM			15987	3332	
44 BELG LUX			50	198	
86 SWITZRLND			165	977	
519 INDIA	156255	32276	156255	32276	
559 JAPAN			768	847	
990 U STATES	134	84	45448	13317	
	156389	32360	218673	50947	
CARPETING RUGS HEMP JUTE SISAL					3172
1 U KINGDOM		9303		63959	
44 BELG LUX		32965		191137	
54 FRANCE				155	
55 GERMANY W				7453	
64 IRELAND				40982	
67 ITALY				3460	
73 NETHRLNDS		10225		99527	
246 CZECHO S		3195		44250	
415 KENYA				6604	
516 HONG KONG				915	
519 INDIA				4022	
559 JAPAN		1576		7803	
867 HAITI				1233	
990 U STATES		8879		41626	
		66143		513126	
QUILTS BATH MATS VEG FIBRE NOP	LB				3173
559 JAPAN			1961	1320	
990 U STATES	383	769	12679	15544	
	383	769	14640	16864	
FIRE HOSE LINEN					3174
1 U KINGDOM		5229		125691	
43 AUSTRIA				4787	
990 U STATES		4368		9681	
				140159	
SAILS FOR BOATS AND SHIPS					3176
1 U KINGDOM		2669		51748	
49 DENMARK		272		4960	
55 GERMANY W				1446	
64 IRELAND				1604	
73 NETHRLNDS		157		3911	
76 NORWAY				837	
516 HONG KONG		78		1037	
559 JAPAN				236	
614 AUSTRALIA				277	
990 U STATES		233		31921	
		3409		97977	
TOWELS GLASS CLOTHS CRASH HUCK	LB				3177
1 U KINGDOM	8250	11548	80666	109416	
64 IRELAND			826	1156	
78 PORTUGAL			141	1462	
85 SWEDEN	88	291	224	694	
246 CZECHO S	31561	24437	294937	219576	
262 HUNGARY			10044	6838	
277 POLANO	13561	9630	77747	56766	
516 HONG KONG			829	5738	
990 U STATES	62	179	3180	5073	
	53522	46085	468594	406719	
SHEETS TABLECLOTHS TOWELS FLAX	LB				3178
1 U KINGDOM	44530	109180	289713	671973	
44 BELG LUX	313	2412	3332	13159	
49 DENMARK	173	1216	376	1818	
54 FRANCE	31	2464	179	2878	
55 GERMANY W			409	1126	
64 IRELAND			479	883	
67 ITALY	1367	1655	4981	8115	
73 NETHRLNDS			3244	4102	
78 PORTUGAL	103	635	7037	41582	
82 SPAIN			876	1729	
85 SWEDEN	296	309	934	1357	
86 SWITZRLNO	6	95	678	2309	
246 CZECHO S	3109	3195	35462	32034	
277 POLANO	4801	3590	15790	10804	
287 U S S R			1132	1142	
516 HONG KONG	3121	14607	14871	79684	
553 CHINA COM	2121	7094	18667	46341	
559 JAPAN	14863	9617	96523	69468	
578 TAIWAN			25	73	
990 U STATES	9429	14862	58246	92431	
	84263	170931	552954	1083008	
JUTE MANUFACTURES N O P	LB				3179
1 U KINGDOM	3721	2837	17266	16585	
73 NETHRLNDS	301	83	672	517	
990 U STATES	882	602	39538	18709	
	4904	3522	57476	35811	
VEGETABLE FIBRE MFRS N O P	LB				3180
1 U KINGDOM	16412	15607	250465	206988	
43 AUSTRIA	20	128	129	740	
44 BELG LUX	1378	2210	11848	15439	
49 DENMARK	439	553	1376	1850	
53 FINLAND			220	196	
54 FRANCE	3019	4149	93400	103569	
55 GERMANY W	1449	2062	17517	29754	
67 ITALY	2962	4135	71960	63034	
73 NETHRLNDS	74	143	11680	9914	
76 NORWAY			9728	16907	
78 PORTUGAL	130	561	410	2878	
82 SPAIN			500	589	

IMPORTS BY COMMODITIES AND COUNTRIES

Commodity and Country	OCTOBER 1961		JANUARY TO OCTOBER 1961		Class Number
	Quantity	Value (\$)	Quantity	Value (\$)	
85 SWEDEN	300	742	1117	2301	
86 SWITZRLND	193	1284	1168	3989	
246 CZECHOS	495	1079	2085	2104	
258 GERMANY E			365	765	
427 UN SO AFR			20	68	
516 HONG KONG	482	837	5140	12350	
519 INDIA			290	432	
527 PAKISTAN			340	410	
553 CHINA COM			436	1527	
559 JAPAN	98341	73014	599666	506525	
874 MEXICO			371	54	
990 U STATES	207398	237499	1936147	2141968	
	333092	344003	3016378	3124351	
RAW SILK AND COCOONS	LB				3201
990 U STATES	3600	19497	30404	151786	
GARNETTED SILK WASTES	LB				3202
990 U STATES			3151	2705	
			3151	2705	
THREADS CORDS OR TWIST SILK	LB				3213
1 U KINGDOM			212	2803	
55 GERMANY W			35	341	
990 U STATES	189	2371	2717	23402	
	189	2371	2964	26546	
YARNS SILK	LB				3216
990 U STATES	58	580	2612	15518	
	58	580	2612	15518	
FABRICS SILK N O P	YO				3224
1 U KINGDOM	5563	12993	36847	89727	
44 BELG LUX			748	1106	
54 FRANCE	4138	9624	49454	107044	
55 GERMANY W	857	1593	9263	21401	
67 ITALY	9740	28957	77507	179341	
86 SWITZRLND	4199	12981	72500	169629	
516 HONG KONG	3015	1850	11313	13914	
519 INDIA	73	498	10593	27006	
553 CHINA COM			195	233	
559 JAPAN	78739	56520	1887847	1084123	
583 THAILAND			673	2286	
990 U STATES	62402	119974	668742	1054903	
	169726	244990	2825682	2750713	
RIBBONS SILK UNOER 12 INCHES	LB				3228
1 U KINGDOM			33	483	
43 AUSTRIA			31	427	
54 FRANCE	4	67	59	1071	
86 SWITZRLND	15	198	431	1778	
559 JAPAN	81	1471	1112	10212	
990 U STATES	118	1702	645	10698	
	218	3438	2311	24669	
FABRICS SILK FOR NECKWEAR	YO				3229
1 U KINGDOM	509	1089	18537	29897	
43 AUSTRIA	594	487	13331	15468	
44 BELG LUX			922	562	
54 FRANCE	4226	3820	47158	50736	
55 GERMANY W	24644	26030	349785	338688	
67 ITALY	2599	6034	61543	94282	
86 SWITZRLND	3877	7691	96409	172369	
559 JAPAN	33745	22586	198246	138210	
828 TRINIDAD	3644	1583	3644	1583	
990 U STATES	109359	125243	825282	1003850	
	183197	194563	1614857	1845645	
UMBRELLA COVERING FABRICS	YO				3230
43 AUSTRIA	397	165	397	165	
54 FRANCE	4684	1171	24412	8291	
55 GERMANY W	931	383	47724	17193	
67 ITALY	163	130	5772	3819	
990 U STATES	40005	16090	314261	132584	
	46180	17939	393266	162052	
FABRICS PILE SILK OR SYNTHETIC	YO				3232
1 U KINGDOM	23	80	565	1200	
44 BELG LUX	191	935	568	1636	
54 FRANCE	11531	12621	64305	66203	
55 GERMANY W	5770	10066	67281	112302	
67 ITALY	280	1036	1221	3967	
73 NETHRLNOS	95	661	95	661	
86 SWITZRLND	2787	3619	6000	7750	
559 JAPAN			3693	3434	
990 U STATES	33512	82914	262072	660801	
	54189	111932	405800	857954	
SILK MANUFACTURES N O P	OZ				3252
1 U KINGDOM			3760	14181	
54 FRANCE			3477	4444	
55 GERMANY W			3761	2499	
67 ITALY			548	673	
86 SWITZRLND			617	821	
516 HONG KONG			80	50	
559 JAPAN			23811	4252	
990 U STATES	14776	6953	89170	33630	
	14776	6953	125224	60550	
WOOL IN THE GREASE	LB				3261
1 U KINGDOM	108400	70445	775886	532386	
64 IRELAND			300833	183968	
352 IRAQ			36558	25353	
427 UN SO AFR			67981	44719	
519 INDIA			170989	118387	
527 PAKISTAN			34348	21766	

IMPORTS BY COMMODITIES AND COUNTRIES

Commodity and Country	OCTOBER 1961		JANUARY TO OCTOBER 1961		Class Number	
	Quantity	Value (\$)	Quantity	Value (\$)		
614 AUSTRALIA	7723	5620	844880	366418	3262	
622 NEW ZEAL	27104	16148	2766122	1552462		
744 ARGENTINA			66711	37808		
990 U STATES	172899	128027	1131943	814186		
WOOL WASHED OR SCOURED	316126	220240	6196251	3697453		
1 U KINGDOM	169294	135982	1108618	877826	3262	
44 BELG LUX	2059	1892	8657	8124		
54 FRANCE			4596	3379		
55 GERMANY W	1137	588	14605	7665		
64 IRELAND	10591	7543	98871	69504		
73 NETHRLNDS			202	220		
427 UN SO AFR	126984	75969	462654	268729		
614 AUSTRALIA	495968	282024	4845532	2841876		
622 NEW ZEAL	81500	61148	1275185	825750		
744 ARGENTINA	15043	8467	494178	371356		
755 CHILE	7054	5549	7054	5549		
774 PERU			500	495		
782 URUGUAY	95937	63692	399528	260402		
990 U STATES	96817	96969	596632	604382		
WOOL PULLED OR SLIPED	1102384	739823	9316812	6145257		
1 U KINGDOM	8798	7496	145094	106818		3263
622 NEW ZEAL			159084	93369		
990 U STATES	17460	13079	137581	104560		
HAIR OF CAMEL ALPACA GOAT NOP	26258	20575	441759	304747		
1 U KINGDOM	2096	8745	25394	92057	3264	
44 BELG LUX	94	67	25956	33656		
54 FRANCE			3425	14548		
55 GERMANY W			377	234		
67 ITALY			200	960		
427 UN SO AFR			3262	5676		
527 PAKISTAN			10000	1970		
553 CHINA COM			13200	50177		
744 ARGENTINA			1103	7000		
774 PERU			6328	9041		
990 U STATES	17147	20596	560141	599780		
NOILS WOOL	19337	29408	649386	815099		
1 U KINGDOM	39168	24059	325608	237424	3265	
44 BELG LUX	34064	15426	183967	85954		
54 FRANCE			150	236		
55 GERMANY W	1515	697	153916	69022		
67 ITALY	63136	29512	189962	86974		
559 JAPAN			15000	5732		
614 AUSTRALIA			46506	29774		
744 ARGENTINA	9835	4682	66585	34249		
752 BRAZIL			13656	7328		
782 URUGUAY	10084	3958	212738	82552		
990 U STATES	4502	5681	151490	127932		
GARNETTED WOOL WASTE	162304	84015	1359578	767177		
1 U KINGDOM			10677	9305	3267	
990 U STATES	3881	4017	12041	13229		
WOOL TOPS DRY COMBED	3881	4017	22718	22534		
1 U KINGDOM	589446	748439	3535490	4333505	3268	
427 UN SO AFR	5634	7019	15993	18721		
614 AUSTRALIA	24679	32786	35566	47523		
990 U STATES			1066	1611		
WOOL TOPS OIL COMBED	619759	788244	3588115	4401360		
1 U KINGDOM	574057	732533	6257543	7334677	3269	
427 UN SO AFR	10390	13169	16508	19266		
614 AUSTRALIA			52541	60854		
HAIR TOPS	584447	745702	6326592	7414797		
1 U KINGDOM			96	255	3270	
990 U STATES	10617	23341	82134	175171		
YARNS OR WARPS HAIR FOR MFRERS	10617	23341	82230	175426		
1 U KINGDOM	23546	20085	155300	130962	3273	
	23546	20085	155300	130962		
YARN MOHAIR FOR PILE FABRICS					3274	
1 U KINGDOM			69685	152539		
54 FRANCE			120	434		
990 U STATES			151	227		
YARNS WOOL FOR 6 OZ FABRICS			69956	153200		
1 U KINGDOM	102138	213200	677201	1291621	3275	
54 FRANCE	595	1242	1715	3495		
519 INDIA			1575	2647		
990 U STATES	67	305	4589	10470		
WOOLLEN SPUN YARN	102800	214747	685080	1308233		
1 U KINGDOM	39664	48432	328821	618134	3276	
44 BELG LUX	1549	4692	25821	84412		
53 FINLAND			236	570		
54 FRANCE	11870	26937	50988	116556		
55 GERMANY W	3385	7917	10744	24558		
67 ITALY	373	667	43688	33387		
73 NETHRLNDS	312	694	582	1289		
86 SWITZRLND			882	1664		
614 AUSTRALIA	190	655	490	980		
990 U STATES	2844	11141	17064	57717		
	60187	101135	479316	939267		

IMPORTS BY COMMODITIES AND COUNTRIES

Commodity and Country	OCTOBER 1961		JANUARY TO OCTOBER 1961		Class Number
	Quantity	Value (\$)	Quantity	Value (\$)	
WORSTED SPUN YARN	LB				3277
1 U KINGDOM	68828	145080	600132	1120198	
43 AUSTRIA			1109	1743	
44 BELG LUX			2003	5751	
53 FINLAND			168	359	
54 FRANCE	47854	103030	208419	431051	
55 GERMANY W	2803	5854	44138	99647	
64 IRELAND			849	1233	
67 ITALY	6549	11864	56886	99261	
73 NETHRLNDS	4619	9837	16625	34352	
86 SWITZRLND	509	1810	3721	10753	
355 ISRAEL			6743	13899	
519 INDIA			1031	1924	
559 JAPAN			520	950	
782 URUGUAY			20690	26282	
990 U STATES	3878	10863	24344	77297	
	135040	288338	987378	1924700	
WOOL FAB IN GRAY OVR 4 TO 6 OZ	LB				3281
1 U KINGDOM			8875	15169	
67 ITALY			3088	4657	
86 SWITZRLND			183	650	
990 U STATES			156	420	
			12302	20896	
WOOL FAB IN GRAY 4 OZ OR LESS	LB				3282
1 U KINGDOM	8721	26200	120665	356717	
54 FRANCE			43	249	
	8721	26200	120708	356966	
KNITTED FABRICS WOOL N O P	LB				3283
1 U KINGDOM	115755	355713	561882	1744589	
43 AUSTRIA			64	699	
44 BELG LUX	12778	31654	53475	147781	
54 FRANCE	2305	5375	28602	66915	
55 GERMANY W	5183	10859	12060	28387	
64 IRELAND	21949	62377	76549	228601	
67 ITALY	77	253	3686	13705	
73 NETHRLNDS	28357	94524	126346	410408	
86 SWITZRLND	186	1008	2781	7424	
614 AUSTRALIA	75	376	1654	5317	
990 U STATES	27015	88893	115407	376156	
	213680	651032	982506	3029982	
FLANNELS	LB				3284
1 U KINGDOM	76003	181998	702362	1892196	
44 BELG LUX			829	3018	
54 FRANCE	2803	14990	19122	85570	
55 GERMANY W			481	2264	
67 ITALY	36952	38125	264486	288242	
82 SPAIN			11916	7168	
86 SWITZRLND			1666	8460	
355 ISRAEL			354	1465	
519 INDIA			3499	9222	
559 JAPAN			716	1979	
990 U STATES	369	1295	8997	27727	
	116127	236408	1014428	2327311	
OVERCOATINGS	LB				3286
1 U KINGDOM	88113	212334	954930	2240087	
43 AUSTRIA			1030	3702	
44 BELG LUX			1397	4624	
54 FRANCE	52	210	6875	26717	
55 GERMANY W			980	3832	
67 ITALY	72702	82278	670304	738532	
73 NETHRLNDS	97	290	13254	38502	
82 SPAIN	5276	3283	5951	5231	
86 SWITZRLND	96	545	7561	22591	
246 CZECHO S			207	519	
559 JAPAN			4164	7178	
990 U STATES	317	1150	11210	38561	
	166653	300090	1677863	3130076	
TWEEDS	LB				3287
1 U KINGDOM	51140	113062	722688	1660561	
44 BELG LUX			312	1332	
49 DENMARK	129	340	166	422	
54 FRANCE	6	99	7258	28355	
55 GERMANY W			68	316	
64 IRELAND			427	1053	
67 ITALY	93607	100835	628016	703823	
73 NETHRLNDS			857	2356	
82 SPAIN	346	197	346	197	
86 SWITZRLND			1371	4432	
559 JAPAN			13613	45192	
990 U STATES	2145	2931	6884	14961	
	147373	217464	1382006	2463000	
WORSTEDS AND SERGES	LB				3288
1 U KINGDOM	290974	1025945	3548952	13010893	
43 AUSTRIA	2648	11539	9653	39170	
44 BELG LUX	1683	5025	23205	70602	
49 DENMARK	403	1353	1591	4663	
54 FRANCE	23274	87957	173223	678155	
55 GERMANY W	2355	10413	18142	78458	
59 GREECE	381	1949	381	1949	
64 IRELAND			1442	5110	
67 ITALY	55625	115301	820046	1553049	
73 NETHRLNDS	975	2341	10395	30323	
82 SPAIN			9659	14995	
85 SWEDEN	41	207	1750	8446	
86 SWITZRLND	5151	26981	40132	176473	
246 CZECHO S	3004	6884	31942	80396	

IMPORTS BY COMMODITIES AND COUNTRIES

Commodity and Country	OCTOBER 1961		JANUARY TO OCTOBER 1961		Class Number
	Quantity	Value (\$)	Quantity	Value (\$)	
258 GERMANY E	832	884	1443	1523	
277 POLAND			4033	9003	
355 ISRAEL			3595	18411	
519 INDIA			655	1557	
559 JAPAN	12060	40763	219826	712681	
614 AUSTRALIA			2669	13517	
782 URUGUAY			2882	13711	
990 U STATES		63454	108892	527788	
WOVEN FABRICS N O P WOOL	411769	1400996	5034508	17050873	3289
1 U KINGDOM	35736	76434	427754	957255	
43 AUSTRIA	1475	6616	5908	25205	
44 BELG LUX	878	3499	10688	32458	
49 DENMARK	4799	9447	18972	48191	
54 FRANCE	1441	6892	40844	174233	
55 GERMANY W	6494	13227	26169	81660	
64 IRELAND			263	1032	
67 ITALY	48214	55457	336058	418160	
73 NETHRLNDS	520	1495	4714	12768	
76 NORWAY	43	150	1649	4038	
85 SWEDEN	799	2060	3628	9114	
86 SWITZRLND	606	2221	13054	68795	
246 CZECHO S	636	1880	1327	4612	
519 INDIA			1500	5005	
559 JAPAN	309	855	3237	10948	
874 MEXICO			11	136	
990 U STATES	9314	32002	111174	373459	
WOOL FAB 12 INS WIDE OR LESS	111264	212235	1006950	2227069	3291**
1 U KINGDOM			197	1031	
54 FRANCE			544	2677	
55 GERMANY W			317	2358	
86 SWITZRLND			105	613	
990 U STATES			542	1990	
WOOL FABRICS CUT PILE PLUSH	LB		1705	8669	3292
1 U KINGDOM	2417	10955	19585	71462	
54 FRANCE			267	1135	
55 GERMANY W			12567	30093	
67 ITALY			992	1086	
990 U STATES	392	1112	3610	11639	
BILLIARD CLOTH OF WOOL FABRIC	LB		37021	115415	3293
1 U KINGDOM	2593	9434	41651	150746	
990 U STATES	296	1045	791	2927	
CARPETS AXMINSTER IN ROLLS	SQ FT		42442	153673	3301
1 U KINGDOM	32652	16214	507287	273274	
44 BELG LUX	28345	9670	159445	63270	
54 FRANCE	4450	2148	46484	21875	
55 GERMANY W	529	623	28700	13893	
990 U STATES	4557	2633	102478	59502	
CARPETS AXMINSTER SQUARES	SQ FT		844394	431814	3302
1 U KINGDOM	32361	15532	281989	157029	
44 BELG LUX			3258	1457	
49 DENMARK			2487	2729	
54 FRANCE	1256	786	3260	1935	
55 GERMANY W			1476	1082	
67 ITALY			13641	7921	
73 NETHRLNDS	108	100	1103	658	
76 NORWAY			2058	2428	
85 SWEDEN	311	240	893	571	
990 U STATES	147	287	43228	27791	
CARPET BRUSSELS WILTON IN ROLL	SQ FT		353393	203601	3303
1 U KINGDOM	155717	94633	2785641	1643169	
44 BELG LUX	344627	169427	3851173	1869837	
49 DENMARK			3154	1507	
54 FRANCE	22200	11370	126117	63825	
55 GERMANY W	123609	48382	880788	337385	
64 IRELAND			3420	1696	
67 ITALY	34675	22336	175302	112054	
73 NETHRLNDS			5350	2058	
85 SWEDEN			1794	1137	
473 MOROCCO			878	1243	
519 INDIA	891	715	13003	10342	
559 JAPAN	15204	5587	258020	89350	
990 U STATES	10568	6507	228723	151587	
CARPET BRUSSELS WILTON SQUARES	SQ FT		8333263	4285190	3304
1 U KINGDOM	18796	11934	202315	123037	
44 BELG LUX	7286	2215	106350	46562	
49 DENMARK	428	223	17396	8290	
54 FRANCE	3456	2134	32900	17338	
55 GERMANY W	8947	8860	79642	67504	
59 GREECE			4216	1427	
67 ITALY	13773	8874	81225	48193	
73 NETHRLNDS			7043	4268	
82 SPAIN			743	482	
85 SWEDEN	1776	1129	4127	2992	
473 MOROCCO			215	299	
559 JAPAN	720	182	47961	11710	
990 U STATES	11050	7239	52532	32047	
	66232	42790	636665	364149	

**Discontinued after June 30, 1961

IMPORTS BY COMMODITIES AND COUNTRIES

Commodity and Country	OCTOBER 1961		JANUARY TO OCTOBER 1961		Class Number
	Quantity	Value (\$)	Quantity	Value (\$)	
CARPETS INGRAIN IN ROLLS	SQ FT				3305
1 U KINGDOM			3278	992	
44 BELG LUX			7389	2711	
990 U STATES	568	521	10373	6304	
	568	521	21040	10007	
CARPETS INGRAIN SQUARES	SQ FT				3306
1 U KINGDOM	46	77	775	541	
49 DENMARK			9293	3714	
519 INDIA			36075	10148	
553 CHINA COM	5338	1280	98992	24741	
559 JAPAN	9228	2673	116127	31185	
990 U STATES			1516	1297	
	14612	4030	262778	71626	
CARPETS ORIENTAL	SQ FT				3307
1 U KINGDOM	2481	4112	19402	25181	
49 DENMARK			2202	1982	
53 FINLAND			109	120	
54 FRANCE			1278	1090	
55 GERMANY W			242	371	
59 GREECE	1689	3183	4595	6383	
64 IRELAND	82	395	82	395	
67 ITALY			10152	4462	
73 NETHRLNDS	108	320	426	1250	
78 PORTUGAL			204	138	
82 SPAIN			1858	2945	
85 SWEDEN	756	349	1052	593	
86 SWITZRLND			374	1414	
262 HUNGARY			1865	890	
347 IRAN			32271	85945	
355 ISRAEL			292	1041	
382 TURKEY			558	8990	
385 UAR EGYPT			2236	1464	
443 ALGERIA	1452	1838	14226	17667	
473 MOROCCO	1799	2899	9050	13854	
516 HONG KONG	1159	1830	6132	12171	
519 INDIA	135501	136730	923273	956854	
527 PAKISTAN	2437	8605	7783	26192	
553 CHINA COM			2805	9983	
559 JAPAN	4836	3875	45198	34651	
874 MEXICO			719	1108	
886 P RICO			704	2857	
990 U STATES	2638	3523	30533	47270	
	154938	167659	1119621	1267261	
CARPETS TAPESTRY IN ROLLS	SQ FT				3308
1 U KINGDOM	2284	1369	22846	14824	
44 BELG LUX	2605	1328	3526	1641	
54 FRANCE	22262	11664	273177	138798	
55 GERMANY W	1492	1338	46692	26387	
67 ITALY	986	760	5861	4478	
990 U STATES			9410	6533	
	29629	16459	361512	192661	
CARPETS TAPESTRY SQUARES	SQ FT				3309
54 FRANCE	8227	4187	29478	16114	
55 GERMANY W	162	117	2004	1052	
67 ITALY			1256	573	
990 U STATES	2316	942	2316	942	
	10705	5246	35054	18681	
MATS HEARTH RUGS AND RUNNERS	SQ FT				3310
1 U KINGDOM	7394	2510	41384	17254	
44 BELG LUX	72	63	1631	1071	
49 DENMARK			776	675	
55 GERMANY W			1814	1153	
73 NETHRLNDS			381	134	
85 SWEDEN			1355	497	
519 INDIA	1876	454	4911	1625	
559 JAPAN	5298	1395	43356	8213	
990 U STATES	2858	1586	29224	8337	
	17498	6008	124832	38959	
BLANKETS N O P WOOL	LB				3342
1 U KINGDOM	13137	23241	273805	446009	
43 AUSTRIA			363	357	
44 BELG LUX			1393	2763	
54 FRANCE	600	1347	750	1648	
55 GERMANY W			692	1083	
67 ITALY	97	274	5248	4743	
73 NETHRLNDS	226	421	5713	7834	
78 PORTUGAL			342	250	
85 SWEDEN			285	408	
246 CZECHO S			215	135	
427 UN SO AFR	250	256	250	256	
559 JAPAN			3670	1855	
824 JAMAICA	40434	26279	192322	141775	
874 MEXICO	152	256	152	256	
990 U STATES	3903	7672	47501	72661	
	58799	59746	532701	682033	
FELT PRESSED	LB				3343
1 U KINGDOM	865	2589	6667	17070	
44 BELG LUX			592	1137	
55 GERMANY W	6157	7520	15214	20093	
67 ITALY			287	3096	
73 NETHRLNDS			198	448	
246 CZECHO S			170	180	
990 U STATES	1264	3884	36079	55449	
	8286	13993	59207	97473	
RUGS RAILWAY STEAMER AND AUTO	LB				3344
1 U KINGDOM	4286	11228	45846	96105	

IMPORTS BY COMMODITIES AND COUNTRIES

Commodity and Country	OCTOBER 1961		JANUARY TO OCTOBER 1961		Class Number
	Quantity	Value (\$)	Quantity	Value (\$)	
43 AUSTRIA			715	1993	
53 FINLAND			25	110	
55 GERMANY W			955	1195	
67 ITALY	29273	22637	167756	112946	
73 NETHRLNDS	366	658	1328	1384	
85 SWEDEN			159	369	
990 U STATES	40	88	1867	2958	
WOOL MANUFACTURES N O P	33965	34611	218651	217060	3345
1 U KINGDOM	29545	10152	48788	43719	
43 AUSTRIA			2863	6204	
44 BELG LUX	70	71	376	780	
49 DENMARK	25	60	430	976	
54 FRANCE	188	794	462	3026	
55 GERMANY W	1119	2710	6863	16613	
64 IRELAND			450	1232	
67 ITALY			2037	3105	
73 NETHRLNDS	392	846	1238	2638	
85 SWEDEN			14	63	
86 SWITZRLND			29	224	
516 HONG KONG			94	371	
559 JAPAN	2193	2899	5481	8227	
874 MEXICO			95	106	
990 U STATES	16287	33091	210092	398641	
YARN SYNTHETIC ACETATE SINGLES	49819	50623	279312	485925	3360
1 U KINGDOM			2327	2427	
55 GERMANY W			13842	16734	
990 U STATES	33125	36079	425367	451097	
YARNS SYNTHETIC SINGLES N O P	33125	36079	441536	470258	3361
1 U KINGDOM	1578	2405	12573	12417	
54 FRANCE			13202	7796	
55 GERMANY W			15967	12469	
67 ITALY			16338	21325	
73 NETHRLNDS	994	1053	31815	21862	
86 SWITZRLND			100226	64185	
559 JAPAN	70400	36739	361952	179723	
990 U STATES	7378	9818	149058	138227	
YARNS THREADS SYNTHETIC N O P	80350	50015	701131	458004	3362
1 U KINGDOM	3445	8606	40463	96485	
43 AUSTRIA			427	560	
54 FRANCE	97	254	73516	48808	
55 GERMANY W	1600	1715	31651	34193	
67 ITALY	67	151	3148	2734	
73 NETHRLNDS	1522	1554	12402	11183	
85 SWEDEN			61	343	
86 SWITZRLND	2608	1772	18512	12884	
559 JAPAN	43192	49978	81113	99679	
990 U STATES	84897	105367	1071191	1137599	
YARNS SYNTHETIC ACETATE TWIST	137428	169397	1332484	1444468	3364
1 U KINGDOM			3169	4691	
55 GERMANY W			104	199	
990 U STATES	41908	50148	265149	292563	
STAPLE FIBRES SYNTHETIC	41908	50148	268422	297453	3365
1 U KINGDOM	202496	128332	1446549	913981	
43 AUSTRIA			93942	24351	
54 FRANCE			1028	1393	
55 GERMANY W	26580	8806	482229	169876	
67 ITALY			39969	16637	
85 SWEDEN			59715	13381	
559 JAPAN	10000	2258	237750	47776	
990 U STATES	1070337	591291	6260490	3658629	
TOPS OF SYNTHETIC FIBRES	1309413	730687	8621672	4846024	3366
1 U KINGDOM	11270	5760	128592	60094	
55 GERMANY W	34481	20412	262585	143452	
64 IRELAND	1823	1870	21470	21810	
67 ITALY			1415	970	
990 U STATES	8553	7375	123940	110714	
WASTE SHORT FIBRE SYNTHETIC	56127	35417	538002	337040	3367
1 U KINGDOM			125	69	
990 U STATES	41399	19178	682956	324730	
YARNS FROM POLYAMIDES NYLON	41399	19178	683081	324799	3368
1 U KINGDOM	1177	3762	24949	76600	
44 BELG LUX	12993	37180	89757	254299	
54 FRANCE	120	236	5693	17973	
55 GERMANY W	182	373	27372	50887	
67 ITALY	23591	42397	425792	719480	
73 NETHRLNDS			740	998	
86 SWITZRLND	997	1334	9005	15040	
355 ISRAEL	2434	5196	9126	19036	
559 JAPAN	700	1496	9993	18691	
990 U STATES	145889	254043	1202655	2137613	
YARN SYNTHETIC FOR TIRE FABRIC	188083	346017	1805082	3310617	3369
990 U STATES	295399	160609	2108306	1300154	
KNITTED FABRIC SYNTHETIC FIBRE	295399	160609	2108306	1300154	3371
1 U KINGDOM	5930	15167	32583	85732	
43 AUSTRIA	211	819	577	2201	

IMPORTS BY COMMODITIES AND COUNTRIES

Commodity and Country	OCTOBER 1961		JANUARY TO OCTOBER 1961		Class Number
	Quantity	Value (\$)	Quantity	Value (\$)	
54 FRANCE	1173	1725	4597	14015	
55 GERMANY W	5007	7703	13664	26046	
64 IRELAND			338	1048	
67 ITALY	1997	4719	23270	55632	
86 SWITZRLND	154	569	4060	17446	
990 U STATES	108044	275410	892821	2216841	
	122516	306112	971910	2418961	
FABRICS SYNTHETIC FIBRE N O P	LB				3372
1 U KINGDOM	45272	68331	425393	760279	
43 AUSTRIA	3132	9808	78030	142604	
44 BELG LUX	6537	11649	55623	81869	
49 DENMARK	10	53	198	532	
54 FRANCE	6903	39010	61779	272029	
55 GERMANY W	43513	71365	417898	743156	
67 ITALY	132245	153144	719414	863030	
73 NETHRLNDS	2929	8080	87531	168316	
82 SPAIN	2498	6844	31489	83168	
85 SWEDEN	1896	7164	6506	23313	
86 SWITZRLND	6399	27995	41811	181868	
355 ISRAEL	784	2028	9643	23510	
516 HONG KONG	396	875	7502	13241	
519 INDIA	74464	32223	122428	57147	
553 CHINA COM			6617	8922	
559 JAPAN	65834	109286	983967	1606158	
990 U STATES	740645	1752077	6661025	15002275	
	1133457	2299932	9716854	20031417	
FAB SYN FIB 12 IN WIDE OR LESS	LB				3374*
1 U KINGDOM	2786	7638	12528	39347	
44 BELG LUX			138	431	
54 FRANCE	446	2458	11287	40288	
55 GERMANY W	187	763	2178	6699	
67 ITALY	1080	1596	2669	5278	
73 NETHRLNDS	372	707	372	707	
86 SWITZRLND	953	5669	26157	89937	
246 CZECHO S			504	974	
559 JAPAN	37232	34480	199908	196499	
990 U STATES	97754	207500	531151	1122457	
	140810	260811	786892	1502617	
CURTAINS OF SYNTHETIC FIBRE	OZ				3390
1 U KINGDOM	18258	4102	98819	16274	
54 FRANCE	9016	3904	106640	50989	
55 GERMANY W			1488	259	
86 SWITZRLND	3972	2118	3972	2118	
559 JAPAN	520628	594	1280	594	
990 U STATES		88061	4265140	736379	
	553154	98779	4477339	806613	
SYNTHETIC FIBRE MANUFACTRS N O P	OZ				3392
1 U KINGDOM	149983	19084	1659101	212719	
43 AUSTRIA	9017	1870	11115	2314	
44 BELG LUX	30169	2613	39750	4060	
49 DENMARK			9754	1338	
54 FRANCE	114364	12856	275194	43558	
55 GERMANY W	12227	3272	496286	68181	
67 ITALY	2482	865	248708	25624	
73 NETHRLNDS	486	139	111343	9162	
82 SPAIN	288	104	1453	817	
85 SWEDEN			3430	425	
86 SWITZRLND	8684	1084	73589	30395	
258 GERMANY E			1300	279	
516 HONG KONG	2996	590	35449	5103	
527 PAKISTAN	180	59	180	59	
559 JAPAN	837258	54131	6604175	440399	
622 NEW ZEAL			1360	569	
867 HAITI	720	525	3521	1943	
990 U STATES	8041925	875381	43890408	5113229	
	9210779	972573	53466116	5960174	
SYNTH FIBRE FOR ELEC APPARATUS	OZ				3393**
990 U STATES			5255	1303	
			5255	1303	
HAIR CLOTH					3401
1 U KINGDOM		2492		68245	
990 U STATES		1097		10093	
		3589		78338	
KAPOK	CWT				3411
527 PAKISTAN			26	253	
556 INDONESIA			441	7240	
583 THAILAND	3726	57370	8682	133580	
990 U STATES			1170	24537	
	3726	57370	10319	165610	
MANILA FIBRE	CWT				3412
1 U KINGDOM			560	5634	
529 B E I NES			280	6755	
567 PHIL	98	2672	8803	234107	
845 C RICA	570	12786	1788	41125	
864 GUATEMALA	417	9220	1308	30942	
869 HONOURAS	240	5312	390	9093	
874 MEXICO			300	7183	
883 PANAMA	123	2723	414	10047	
990 U STATES	2307	48687	14643	380698	
	3755	81400	28486	725584	
SISAL ISTLE TAMPICO FIBRE	CWT				3413
44 BELG LUX			1103	12072	
415 KENYA	6459	58342	25355	253277	
425 TANGANYKA	8823	86597	71428	773368	

*From July 1, 1961

**Discontinued after June 30, 1961

IMPORTS BY COMMODITIES AND COUNTRIES

Commodity and Country	OCTOBER 1961		JANUARY TO OCTOBER 1961		Class Number
	Quantity	Value (\$)	Quantity	Value (\$)	
427 UN SO AFR			3673	35227	
476 MOZAMBOQUE	336	3521	782	8216	
519 INDIA			436	2383	
752 BRAZIL	551	4849	53423	559054	
867 HAITI	1342	9622	56244	485950	
874 MEXICO	1988	16574	74803	682417	
990 U STATES	28882	306317	222608	2461082	
VEGETABLE FIBRE N O P	48381	485822	509855	5273046	
1 U KINGDOM	CWT		150	3098	3414
73 NETHRLNDS			125	1698	
462 FR AF NES			803	9806	
473 MOROCCO			220	1057	
519 INDIA			277	1665	
752 BRAZIL			11	247	
874 MEXICO			898	4887	
990 U STATES	1059	5426	3005	31890	
BALER TWINE	1059	5426	5489	54348	
1 U KINGDOM	CWT		64683	994257	3420
44 BELG LUX			24300	335712	
49 DENMARK			67335	1066646	
73 NETHRLNDS			27652	423647	
78 PORTUGAL			58259	845133	
85 SWEDEN	1050	15248	1050	15248	
848 CUBA			14400	199584	
867 HAITI			3683	52307	
874 MEXICO			20134	265385	
990 U STATES	56	1159	758	12883	
GRASSES SEAWEED MOSSES BAGASSE	1106	16407	282254	4210802	
1 U KINGDOM		2114		28888	3421
54 FRANCE				199	
55 GERMANY W		253		563	
67 ITALY		1728		4953	
73 NETHRLNDS				101	
76 NORWAY				2902	
516 HONG KONG				2410	
519 INDIA				1533	
559 JAPAN		218		14030	
874 MEXICO				12374	
990 U STATES		6282		56481	
BINDER TWINE		10595		124454	
1 U KINGDOM	CWT		5111	75564	3422
44 BELG LUX			5171	73478	
49 DENMARK			14303	224454	
55 GERMANY W			1025	14038	
73 NETHRLNDS			10037	159267	
78 PORTUGAL			6025	79163	
85 SWEDEN			1753	25651	
874 MEXICO			1555	19716	
990 U STATES			319	4568	
COIR AND COIR YARN			45229	675899	
1 U KINGDOM	CWT		224	3546	3423
519 INDIA	521	6726	1558	18003	
MATS RUGS N O P OF COCOA FIBRE	521	6726	1782	21549	
1 U KINGDOM	SG YD		169	161	3424
55 GERMANY W	930	2097	1324	3445	
73 NETHRLNDS			7141	5557	
519 INDIA	23966	12368	102089	53199	
559 JAPAN			713	1812	
990 U STATES			957	561	
STRAW OR PAPER CARPETING RUGS	24896	14465	112393	64735	
1 U KINGDOM				65	3425
516 HONG KONG		2096		8843	
519 INDIA				410	
559 JAPAN		607		43857	
578 TAIWAN		80		1521	
822 BARBADOS				6104	
990 U STATES		484		52922	
VEGETABLE FIBRES FOR BRUSHES		3267		113792	
1 U KINGDOM	CWT		520	17985	3428
44 BELG LUX	310	5362	1166	22389	
73 NETHRLNDS	75	1294	2629	41155	
516 HONG KONG			112	5721	
519 INDIA	95	640	1713	17766	
74 ARGENTINA			9	2113	
874 MEXICO	181	9735	1965	92708	
990 U STATES	590	36839	7831	235073	
MATS CUT PILE OF COCOA FIBRE	1251	53870	11945	434910	
73 NETHRLNDS	SG FT		5237	980	3429
519 INDIA	148702	24922	611890	102192	
559 JAPAN			7425	1783	
WASTE FOR FURTHER PREPARATION	148702	24922	624552	104955	
1 U KINGDOM	CWT		12026	280151	3451
44 BELG LUX	2458	34266	5250	54922	
54 FRANCE	1960	18518	1526	15272	
55 GERMANY W	221	2437	4136	43909	
67 ITALY	447	3121	804	8723	

IMPORTS BY COMMODITIES AND COUNTRIES

Commodity and Country	OCTOBER 1961		JANUARY TO OCTOBER 1961		Class Number
	Quantity	Value (\$)	Quantity	Value (\$)	
73 NETHRLNDS	1634	19006	8667	81752	
85 SWEDEN			876	9536	
86 SWITZRLND			22	1423	
287 U S S R	2271	9073	16259	71212	
382 TURKEY			551	2995	
516 HONG KONG	500	2856	5513	42619	
519 INDIA	419	3776	5388	50590	
527 PAKISTAN	976	5371	3426	26745	
559 JAPAN	600	9515	3320	36161	
614 AUSTRALIA			32	1777	
752 BRAZIL	715	3606	5613	19379	
782 URUGUAY			210	7558	
874 MEXICO			499	4306	
886 P RICO			292	3317	
990 U STATES	38330	430361	322183	3548955	
	50531	541906	396593	4311302	
WASTE FOR WIPING RAGS N O P					3452
1 U KINGDOM	102	1066	1800	37716	
44 BELG LUX			773	7457	
54 FRANCE			43	1510	
55 GERMANY W	334	3498	1098	13225	
73 NETHRLNDS	685	4006	1022	6039	
85 SWEDEN			106	2143	
527 PAKISTAN			20	169	
559 JAPAN	515	7088	2536	30023	
990 U STATES	6769	72051	70214	828771	
	8405	87709	77612	927053	
WASTE GARNETTED READY FOR USE					3453
1 U KINGDOM	7824	1008	72565	14358	
559 JAPAN	4000	600	80500	9896	
990 U STATES	212463	44156	1788915	336821	
	224287	45764	1941980	361075	
BATTS BATTING WADDING N O P					3454
990 U STATES	23950	16610	163492	117555	
	23950	16610	163492	117555	
FISH NETS NETTINGS COMMERCIAL					3460
1 U KINGDOM	47065	69291	518045	863804	
49 DENMARK			700	1068	
54 FRANCE			7190	12264	
55 GERMANY W	23	323	1579	8360	
67 ITALY	257	245	257	245	
73 NETHRLNDS	2093	3950	98987	186835	
76 NORWAY	1614	4802	4622	7964	
559 JAPAN	34527	65934	606140	1166169	
990 U STATES	2054	32255	128591	293257	
	24633	176800	1366111	2539966	
FISHING LINES COMMERCIAL					3461
1 U KINGDOM	64671	44712	459370	387937	
49 DENMARK			4803	1031	
55 GERMANY W			8079	15250	
73 NETHRLNDS	29154	12570	134975	46882	
76 NORWAY			418	527	
78 PORTUGAL			3380	1164	
559 JAPAN	4220	4330	72555	113306	
567 PHIL	5000	1550	5000	1550	
990 U STATES	14319	24939	188132	275906	
	117364	88101	876712	843553	
CORDAGE MANILA OVER 1 IN CIRC					3463
1 U KINGDOM	40084	11536	1071414	321078	
49 DENMARK	833	203	14909	3435	
64 IRELAND	1021	350	6875	1935	
73 NETHRLNDS			1116	342	
78 PORTUGAL			47863	6702	
874 MEXICO			119565	14488	
990 U STATES	2083	1407	13935	9563	
	44021	13496	1275677	357543	
CORDAGE COMMERCIAL FISH NET					3464
1 U KINGDOM	150949	38409	1381361	342488	
44 BELG LUX	56047	16650	217876	60620	
49 DENMARK	19928	4790	203927	56885	
55 GERMANY W			14761	3898	
64 IRELAND	23176	7219	147642	40070	
73 NETHRLNDS	24210	5395	442267	118985	
78 PORTUGAL			4804	657	
559 JAPAN	1000	1471	35381	33255	
874 MEXICO			10688	1126	
990 U STATES	1553	2766	25813	21112	
	276863	76700	2484520	679096	
CORDAGE OVER 1 INCH N O P					3465
1 U KINGDOM	44947	8639	350678	101231	
49 DENMARK			965	941	
55 GERMANY W			325	373	
73 NETHRLNDS			1868	317	
78 PORTUGAL			378	402	
559 JAPAN			1290	1730	
990 U STATES	5670	3679	84307	57461	
	50617	12318	439811	162455	
COTTON FABRIC RUBBERIZED					3472
1 U KINGDOM	215	637	3999	4680	
54 FRANCE	13878	8100	62982	34039	
559 JAPAN			1523	487	
990 U STATES	31257	27961	332815	321929	
	45350	36698	401319	361135	
COTTON WINDOW SHADE CLOTH					3473
1 U KINGDOM	500	393	8722	7279	
990 U STATES	3667	5842	28425	44816	
	4167	6242	37147	52095	

IMPORTS BY COMMODITIES AND COUNTRIES

Commodity and Country	OCTOBER 1961		JANUARY TO OCTOBER 1961		Class Number
	Quantity	Value (\$)	Quantity	Value (\$)	
COTTON FABRICS COATED N O P	LB				3 474
1 U KINGDOM	11609	20896	186284	239703	
44 BELG LUX			175	219	
49 DENMARK	125	419	200	853	
54 FRANCE	1806	3226	14940	18081	
55 GERMANY W	1350	1433	54579	50286	
67 ITALY			583	1316	
73 NETHRLNDS	752	601	1392	1274	
85 SWEDEN			4190	2322	
86 SWITZRLND	184	574	2316	5663	
427 UN SO AFR			2010	1341	
519 INDIA			1183	1065	
559 JAPAN	781	219	8410	5416	
990 U STATES	569192	551882	4755461	4856470	
	585799	579250	5031723	5184009	
ARTISTS CANVAS COATED PREPARED					3 475
1 U KINGDOM		414		839	
44 BELG LUX				537	
73 NETHRLNDS		121		185	
990 U STATES		2290		27962	
		2825		29523	
CANVAS FLAX FOR TENTS AWNINGS	LB				3 476
1 U KINGDOM	28158	17112	86424	51561	
990 U STATES			2763	3107	
	28158	17112	89187	54668	
FABRICS JUTE COATED	LB				3 478
1 U KINGDOM	1875	725	8370	3721	
990 U STATES	1123	697	292328	89414	
	2998	1422	300698	93135	
FABRICS VEG FIBRE COATED	LB				3 479
1 U KINGDOM	14164	6710	280341	83564	
54 FRANCE			3879	2685	
67 ITALY	1428	1449	1428	1449	
85 SWEDEN			18	58	
559 JAPAN	167937	23369	822938	119728	
990 U STATES	22260	28455	349269	39072	
	205789	59983	1457873	597556	
FABRICS FOR BRATTICE CLOTH	LB				3 480
1 U KINGDOM	2340	623	73512	15063	
990 U STATES			13145	3574	
	2340	623	86657	18637	
FABRICS SILK COATED	LB				3 481
1 U KINGDOM			23	57	
67 ITALY			43	383	
990 U STATES	406	2305	5028	28068	
	406	2305	5094	28508	
FABRICS WOOL COATED	LB				3 483
1 U KINGDOM	47	168	221	635	
43 AUSTRIA			584	1314	
44 BELG LUX			168	402	
49 DENMARK	285	872	448	1432	
54 FRANCE			1558	1317	
55 GERMANY W	4959	12810	37531	97177	
990 U STATES	12205	11147	50740	62865	
	17496	24997	91250	172142	
FABRICS SYNTHETIC FIBRE COATED	LB				3 484
1 U KINGDOM	2772	2753	8596	10287	
43 AUSTRIA			220	207	
44 BELG LUX	63724	66088	591727	601037	
54 FRANCE			1518	3024	
55 GERMANY W	1338	2797	2902	5245	
67 ITALY	5358	5620	14573	12889	
73 NETHRLNDS	955	1081	7020	9150	
82 SPAIN			3053	2452	
427 UN SO AFR			486	611	
559 JAPAN	29286	9986	78802	33225	
990 U STATES	275961	430587	2701112	4549899	
	379394	518912	3410009	5228126	
OILCLOTH FLOOR LINOLEUM	LB				3 485
1 U KINGDOM	990493	145449	9900981	1402458	
73 NETHRLNDS	14097	2719	405631	75181	
990 U STATES	1028613	251090	8712639	2143761	
	2033203	399258	19019251	3621400	
OILCLOTH CARRIAGE SHELF TABLE	LB				3 486
1 U KINGDOM	5823	4068	30720	20636	
990 U STATES	6140	3618	47509	24681	
	11963	7686	78229	45317	
TYPEWRITER RIBBONS	LB				3 487
1 U KINGDOM	245	642	837	2980	
43 AUSTRIA			22	62	
55 GERMANY W	79	308	79	308	
246 CZECHO S	82	211	605	1610	
990 U STATES	1856	6740	11071	57427	
	2262	7901	12614	62387	
FABRICS COTTON TO COVER RUBBER	LB				3 488
1 U KINGDOM	4698	6160	52231	68974	
990 U STATES			3603	5057	
	4698	6160	55834	74031	
CORD TIRE FABRICS SYNTH FIBRE	LB				3 489
990 U STATES	230720	208457	1044325	1060703	
	230720	208457	1044325	1060703	
LACE EMBROIDERIES BOBBINET NOP	LB				3 501
1 U KINGDOM	5132	23135	80462	344616	
43 AUSTRIA	2647	13706	25657	136061	
44 BELG LUX			137	813	
49 DENMARK			106	633	

IMPORTS BY COMMODITIES AND COUNTRIES

Commodity and Country	OCTOBER 1961		JANUARY TO OCTOBER 1961		Class Number
	Quantity	Value (\$)	Quantity	Value (\$)	
54 FRANCE	5284	49390	43615	408843	
55 GERMANY W	2388	12089	8731	44503	
67 ITALY	632	3375	7040	26089	
73 NETHRLNDS			456	760	
78 PORTUGAL	16	370	72	900	
82 SPAIN			79	692	
85 SWEODN			207	552	
86 SWITZRLND	1315	11062	8641	66799	
516 HONG KONG	581	1287	2542	10095	
519 INDIA	60	366	1088	3933	
559 JAPAN	3673	9806	59010	150359	
578 TAIWAN			3056	47139	
824 JAMAICA	18	219	174	1907	
990 U STATES	72856	255383	509420	1802105	
	94602	380188	750493	3046799	
BRAIDS OF ALL KINDS N O P					3505*
1 U KINGDOM		3875		12736	
44 BELG LUX				459	
54 FRANCE		1151		4976	
55 GERMANY W		4582		26496	
64 IRELAND				4893	
67 ITALY				57	
73 NETHRLNDS				1163	
86 SWITZRLND		358		1568	
246 CZECHO S		626		4287	
559 JAPAN				1189	
990 U STATES		48677		186931	
		59269		244755	
SEAMLESS WVN JACKETS FIRE HOSE					3507*
FIRE HOSE N O P					3509*
1 U KINGDOM		8756		25872	
55 GERMANY W		7484		14737	
559 JAPAN				2045	
990 U STATES		14685		54209	
		30925		96863	
WOVEN FAB 12 INS WIDE DR LESS					3513*
1 U KINGDOM		435		495	
54 FRANCE		5195		13292	
55 GERMANY W		269		330	
86 SWITZRLND				287	
990 U STATES		399		2584	
		6298		16988	
KNITTED GOODS N O P	LB				3524
1 U KINGDOM	181	653	9968	21555	
43 AUSTRIA	74	288	89	340	
54 FRANCE	240	654	1135	3288	
55 GERMANY W	13	77	3467	7908	
67 ITALY	32	126	712	2663	
73 NETHRLNDS	12	63	287	761	
86 SWITZRLND			766	2779	
516 HONG KONG			903	723	
559 JAPAN	275	755	2360	3273	
990 U STATES	69657	131494	484802	915151	
	70484	134110	504489	958441	
CHENILLE YARNS AND CORDS	LB				3548**
55 GERMANY W			444	906	
559 JAPAN			652	618	
990 U STATES			1284	1968	
			2380	3492	
USED BAGS OF VEGETABLE FIBRE					3550
1 U KINGDOM		174		798	
73 NETHRLNDS				5821	
990 U STATES		296		14197	
		470		20816	
BELTING N O P	LB				3551
1 U KINGDOM	1241	2395	32577	42678	
43 AUSTRIA			658	2399	
54 FRANCE			16	81	
55 GERMANY W			419	3720	
67 ITALY			1312	3581	
73 NETHRLNDS			864	4752	
86 SWITZRLND	1541	4386	3948	11708	
990 U STATES	8976	18883	53674	108302	
	11758	25664	93468	177221	
BLANKETS FOR PRINTING PRESSES					3552
1 U KINGDOM		839		51663	
55 GERMANY W				749	
86 SWITZRLND		143		417	
886 P RICO		5803		31072	
990 U STATES		68428		577899	
		75213		661800	
BRAIDS CORDS FRINGES N O P					3553**
1 U KINGDOM				19529	
43 AUSTRIA				468	
54 FRANCE				12483	
55 GERMANY W				18605	
67 ITALY				3306	
73 NETHRLNDS				86	
86 SWITZRLND				3407	
246 CZECHO S				8505	
559 JAPAN				10231	
886 P RICO				2311	

*From July 1, 1961

**Discontinued after June 30, 1961

IMPORTS BY COMMODITIES AND COUNTRIES

Commodity and Country	OCTOBER 1961		JANUARY TO OCTOBER 1961		Class Number
	Quantity	Value (\$)	Quantity	Value (\$)	
990 U STATES				336901	
CARPETS N O P	SQ FT			415832	3554
1 U KINGDOM	5258	1559	199435	44343	
44 BELG LUX	20108	4896	415231	85322	
49 DENMARK	134	76	13759	5773	
54 FRANCE	4774	3016	8646	5548	
55 GERMANY W	1523	673	11354	5660	
67 ITALY	5116	1675	69764	19777	
73 NETHRLNDS	1912	711	8429	2859	
85 SWEDEN	95	96	2319	2032	
516 HONG KONG	204	79	204	79	
519 INDIA	108	50	5068	1012	
559 JAPAN	163675	22421	1641601	218110	
614 AUSTRALIA			212411	64531	
867 HAITI			2059	996	
990 U STATES	269691	114277	1816626	695914	
	472598	149529	4406906	1151956	
CURTAINS N O P					3557
1 U KINGDOM		424		8324	
85 SWEDEN		527		1065	
559 JAPAN		956		12557	
990 U STATES		22991		154669	
		24898		176615	
HAT BRAIDS NOT OVER 6 INCHES					3559
67 ITALY		4061		21730	
86 SWITZRLND		37885		296356	
516 HONG KONG				1523	
559 JAPAN				9036	
867 HAITI				301	
990 U STATES		2997		52967	
		44943		381913	
HAT SWEATS CAP PEAKS AND BANDS					3560
1 U KINGDOM		1750		16007	
44 BELG LUX				5510	
67 ITALY		83		1292	
86 SWITZRLND				146	
516 HONG KONG				1588	
559 JAPAN				2989	
990 U STATES		42258		421869	
		44091		449401	
HOODS AND SHAPES OF FUR FELT	DOZ				3561
1 U KINGDOM	304	8518	3102	88665	
43 AUSTRIA			583	28922	
54 FRANCE	202	6837	2981	84470	
55 GERMANY W			116	2660	
67 ITALY	2053	34620	17386	351496	
86 SWITZRLND	3	78	385	8096	
246 CZECHO S	3035	39618	28199	379903	
990 U STATES	65	1550	1281	22884	
	5662	91221	54033	967096	
HOODS AND SHAPES KNITTED	DOZ				3563
54 FRANCE			1265	9298	
67 ITALY	1401	11418	12981	106661	
86 SWITZRLND	189	4501	3177	40206	
246 CZECHO S			60	1031	
516 HONG KONG	542	3074	5839	33791	
527 PAKISTAN			1000	751	
553 CHINA COM			4200	25904	
556 INDONESIA			14000	13239	
559 JAPAN	475	1855	14047	52995	
578 TAIWAN	400	2217	3100	15679	
763 ECUADOR			577	5461	
874 MEXICO			8278	11502	
990 U STATES	518	5361	11809	80380	
	3525	28426	80333	396898	
HOODS AND SHAPES N O P	DOZ				3564
1 U KINGDOM			481	3188	
54 FRANCE		119	43	513	
67 ITALY	211	3704	1463	20356	
86 SWITZRLND	252	4869	1877	30577	
246 CZECHO S			76	821	
559 JAPAN	24	138	677	2519	
874 MEXICO			1350	1102	
990 U STATES	1194	6434	10120	64074	
	1694	15264	16087	123150	
SURGICAL DRESSINGS					3566
1 U KINGDOM		28666		395237	
44 BELG LUX				205	
49 DENMARK		189		189	
55 GERMANY W		7242		49590	
73 NETHRLNDS				50	
559 JAPAN				3389	
990 U STATES		51331		599329	
		87428		1047989	
ELASTIC WEBBING WOVEN FOR MFRS	LB				3567**
1 U KINGDOM			3586	9026	
54 FRANCE			1188	6384	
55 GERMANY W			4549	10033	
67 ITALY			1016	1882	
73 NETHRLNDS			335	632	
86 SWITZRLND			165	466	
559 JAPAN			26384	24034	
990 U STATES			25948	67523	
			63171	119980	

**Discontinued after June 30, 1961

IMPORTS BY COMMODITIES AND COUNTRIES

Commodity and Country	OCTOBER 1961		JANUARY TO OCTOBER 1961		Class Number
	Quantity	Value (\$)	Quantity	Value (\$)	
ELASTIC WEBBING WOVEN N O P	LB				3568**
1 U KINGDOM			4694	10566	
44 BELG LUX			98	175	
55 GERMANY W			3152	6015	
67 ITALY			12346	24879	
73 NETHRLNDS			557	991	
355 ISRAEL			704	929	
559 JAPAN			90854	66877	
990 U STATES			82570	192620	
			124975	303052	
CORDED RIBBONS FOR MENS HATS	LB				3570
55 GERMANY W			286	1954	
67 ITALY			112	344	
990 U STATES	923	4433	21752	103481	
	923	4433	22150	105779	
FIBRE OR TEXTILE PRODUCTS N O P					3573
1 U KINGDOM				8563	
67 ITALY				2199	
86 SWITZRLND				159	
516 HONG KONG				260	
559 JAPAN				4909	
990 U STATES		14969		100442	
		14969		116532	
BRAIDED CORD 1 IN CIRC OR LESS	LB				3574**
1 U KINGDOM			4082	3540	
990 U STATES			25827	21774	
			29909	25314	
ELASTIC WEBBING BRAIDED	LB				3576
1 U KINGDOM			2856	5309	
54 FRANCE			848	2597	
55 GERMANY W	322	1425	3238	8203	
67 ITALY			2309	3695	
73 NETHRLNDS	383	823	383	823	
355 ISRAEL			1035	1937	
559 JAPAN	67769	51384	519183	393630	
990 U STATES	9707	24399	83075	190326	
	78181	78031	612927	606520	
BEDSPREADS TEXTILE	NO				3577
1 U KINGDOM			2502	8991	
55 GERMANY W			144	205	
67 ITALY	12388	43242	94717	342747	
73 NETHRLNDS	113	406	1707	4919	
82 SPAIN	1400	1781	1716	3182	
86 SWITZRLND	70	151	88	325	
287 U S S R			340	605	
519 INDIA	1115	2036	12451	25627	
559 JAPAN	31075	33215	471949	496698	
990 U STATES	45925	241842	376349	1648949	
	92086	322673	961963	2532248	
UNDERWEAR MADE FROM WOVEN FAB	NO				3900
1 U KINGDOM	2053	1069	30208	13808	
43 AUSTRIA			450	180	
44 BELG LUX			419	618	
54 FRANCE	60	782	3546	7958	
55 GERMANY W	108	580	223	847	
67 ITALY			504	3165	
73 NETHRLNDS	432	373	3304	1573	
76 NORWAY	352	286	352	286	
82 SPAIN			197280	9288	
516 HONG KONG	50	171	98080	28560	
559 JAPAN	7584	4294	97176	29477	
578 TAIWAN			5436	1724	
886 P RICO			238	858	
990 U STATES	22231	30930	154487	187663	
	32870	38485	591703	286005	
UNDERWEAR N O P	NO				3906
1 U KINGDOM	135023	94539	901708	553625	
54 FRANCE	2478	2153	19468	17062	
55 GERMANY W	786	391	8987	4425	
67 ITALY	3118	2544	5998	3338	
73 NETHRLNDS	19650	10378	143649	61209	
76 NORWAY	1706	1452	5735	5026	
82 SPAIN	205642	13535	1961670	128359	
86 SWITZRLND	312	834	3031	3683	
516 HONG KONG			66624	8656	
559 JAPAN	128	63	872416	115817	
744 ARGENTINA			5000	921	
886 P RICO			1073	3368	
990 U STATES	80968	82104	565535	419386	
	449811	207993	4560894	1324875	
SLEEPWEAR	NO				3909
1 U KINGDOM	8149	26797	36171	110652	
43 AUSTRIA			496	737	
44 BELG LUX			139	352	
54 FRANCE	173	326	1135	3691	
55 GERMANY W	48	59	1425	1456	
67 ITALY	14	201	1287	6376	
73 NETHRLNDS	60	121	1854	2337	
86 SWITZRLND	97	782	149	1192	
516 HONG KONG	53413	41134	880114	641360	
559 JAPAN	62014	41997	583494	383880	
578 TAIWAN	61896	43072	417448	304975	
990 U STATES	18821	43689	137413	249763	
	204755	128178	2061125	1706771	

IMPORTS BY COMMODITIES AND COUNTRIES

Commodity and Country	OCTOBER 1961		JANUARY TO OCTOBER 1961		Class Number
	Quantity	Value (\$)	Quantity	Value (\$)	
BATHING SUITS EXCEPT KNITTED	NO				3910
43 AUSTRIA			216	1090	
49 DENMARK	36	104	143	700	
54 FRANCE	490	3208	2434	12849	
67 ITALY			1054	4350	
86 SWITZRLND			89	511	
355 ISRAEL	1108	5158	12182	57608	
516 HONG KONG			16872	6199	
559 JAPAN			26804	9850	
990 U STATES	2645	12216	30010	106100	
	4279	20686	89804	199257	
BLOUSES COTTON EXCEPT KNITTED	NO				3911
1 U KINGDOM			714	1841	
43 AUSTRIA	212	1492	2467	9408	
54 FRANCE	18	152	2016	2819	
55 GERMANY W	27	87	405	696	
67 ITALY	812	1869	10599	22802	
78 PORTUGAL			119	486	
86 SWITZRLND	164	1148	2800	11596	
287 U S S R			170	625	
516 HDNG KONG	12960	4349	175290	76309	
553 CHINA COM	1000	783	1000	783	
559 JAPAN	32136	15418	1011570	394196	
990 U STATES	29837	43433	155780	226939	
	77166	68731	1362920	748500	
BLOUSES EXCEPT KNITTED N O P	NO				3912
1 U KINGDOM			263	2197	
43 AUSTRIA			1208	6863	
54 FRANCE	74	819	634	5584	
64 IRELAND	58	407	58	407	
67 ITALY	89	1166	2926	19241	
78 PORTUGAL			141	1027	
86 SWITZRLND	20	147	77	690	
355 ISRAEL			141	662	
516 HONG KONG	134	430	41390	19174	
553 CHINA COM	104	430	104	430	
559 JAPAN	19972	8339	643675	247803	
614 AUSTRALIA	75	316	75	316	
990 U STATES	8722	18888	38639	100158	
	29248	30942	729331	404552	
OVERCOATS AND WINDBREAKERS	NO				3913
1 U KINGDOM	3542	81536	33662	633413	
43 AUSTRIA	557	8343	1359	27071	
44 BELG LUX			291	3795	
49 DENMARK	29	840	166	3294	
54 FRANCE	86	5746	1558	63930	
55 GERMANY W	4705	66491	19232	282517	
64 IRELAND			122	3907	
67 ITALY	642	9914	1307	28355	
73 NETHRLNDS	165	1740	2994	59123	
76 NORWAY			732	2720	
82 SPAIN	24	236	3423	38965	
85 SWEDEN	325	7853	1687	35086	
86 SWITZRLND	1143	14613	1724	29201	
246 CZECHO S	1080	3160	1900	7812	
355 ISRAEL	81	1734	4299	35403	
516 HONG KONG	382	3506	62120	135665	
559 JAPAN	17623	50835	179329	544491	
990 U STATES	3123	37397	35472	291282	
	33507	293944	351377	2226030	
DRESSES JUMPERS COT EXC KNIT	NO				3914
1 U KINGDOM	25	134	2241	18765	
43 AUSTRIA			100	1697	
53 FINLAND	135	1360	343	3135	
54 FRANCE	157	1300	4745	41911	
55 GERMANY W	28	262	454	2170	
67 ITALY	66	614	5825	33295	
73 NETHRLNDS	172	108	247	586	
78 PORTUGAL			120	130	
82 SPAIN			2401	4055	
85 SWEDEN	23	221	269	2543	
86 SWITZRLND	100	821	628	11326	
516 HONG KONG			2466	3327	
559 JAPAN	528	393	27264	20899	
567 PHIL	5028	1656	41934	16123	
578 TAIWAN			6495	4453	
990 U STATES	16567	47369	323353	1119278	
	22829	54238	416885	1283693	
DRESSES JUMPERS SYNTH EXC KNIT	NO				3915
1 U KINGDOM	421	11446	2931	61460	
43 AUSTRIA	6	253	181	3177	
44 BELG LUX			298	1172	
54 FRANCE	136	5610	1422	56075	
55 GERMANY W	88	1188	329	2872	
67 ITALY	58	1502	1125	14260	
73 NETHRLNDS			21	106	
85 SWEDEN	25	347	154	2496	
86 SWITZRLND	83	4251	626	31530	
516 HONG KONG	36	171	1177	4278	
559 JAPAN	300	356	11082	9407	
614 AUSTRALIA	14	229	14	229	
990 U STATES	20712	158220	214319	1290979	
	21879	183573	233679	1478041	
DRESSES JUMPERS EXC KNIT N O P	NO				3916
1 U KINGDOM	545	14635	5794	123237	
43 AUSTRIA	15	426	179	3757	

IMPORTS BY COMMODITIES AND COUNTRIES

Commodity and Country	OCTOBER 1961		JANUARY TO OCTOBER 1961		Class Number
	Quantity	Value (\$)	Quantity	Value (\$)	
44 BELG LUX	289	856	2363	9701	
49 DENMARK	12	156	148	1308	
54 FRANCE	153	6928	2702	165445	
55 GERMANY W	116	2203	333	7079	
64 IRELAND	11	185	127	2125	
67 ITALY	91	1999	2988	58912	
82 SPAIN	1	78	33	2377	
85 SWEDEN	32	498	177	3778	
86 SWITZRLND	133	5971	1613	91523	
516 HONG KONG	38	722	1667	15638	
559 JAPAN	4	274	3725	25700	
990 U STATES	14065	167875	85301	1012874	
	15505	202806	107150	1523454	
SPORTS COATS AND BLAZERS	NO				3917
1 U KINGDOM	635	12470	9896	145206	
43 AUSTRIA	363	4913	689	8676	
44 BELG LUX			92	1380	
49 DENMARK			75	1264	
54 FRANCE	119	1875	768	9760	
55 GERMANY W	399	2851	1038	10805	
67 ITALY	41	1130	1076	21481	
73 NETHRLNDS	2	83	111	3613	
76 NORWAY			1585	6444	
82 SPAIN	2	207	766	9211	
85 SWEDEN			85	1745	
86 SWITZRLND	300	2905	474	6237	
245 BULGARIA	92	1555	396	7057	
516 HONG KONG	144	486	239	1426	
559 JAPAN	3782	12651	45503	95090	
990 U STATES	1681	10055	19455	128038	
	7560	51181	82248	457433	
OVERALLS	NO				3918
44 BELG LUX			176	505	
73 NETHRLNDS	170	451	947	2449	
76 NORWAY			72	433	
990 U STATES	4553	13590	32078	85419	
	4723	14041	33273	88806	
PANTS BREECHES MENS BOYS WOOL	NO				3919
1 U KINGDOM	3693	44475	27369	246894	
43 AUSTRIA			153	1890	
54 FRANCE	270	3474	441	5224	
55 GERMANY W	1620	24003	2870	41841	
67 ITALY	220	3164	2384	17711	
73 NETHRLNDS	346	2441	778	5117	
76 NORWAY	81	1051	81	1051	
86 SWITZRLND	13	244	62	983	
277 POLAND			274	894	
288 YUGO SLAV	1068	3884	8556	31510	
355 ISRAEL			858	5613	
559 JAPAN	1056	4439	17715	61286	
614 AUSTRALIA			48	566	
990 U STATES	2142	2468	15071	36538	
	10509	89643	76597	457118	
PANTS BREECHES MENS BOYS COTT	NO				3920
1 U KINGDOM	546	1373	1988	6465	
54 FRANCE			74	531	
55 GERMANY W	144	795	1414	7243	
67 ITALY	21	506	79	1175	
82 SPAIN	17	52	6554	18056	
86 SWITZRLND			97	557	
246 CZECHO S			13406	23459	
355 ISRAEL			100	666	
516 HONG KONG	37172	36569	1317484	1170745	
559 JAPAN	43278	54593	526892	508791	
578 TAIWAN			996	855	
668 U S OCEA			6912	3827	
990 U STATES	11776	27651	197662	413567	
	92954	121539	2073658	2155937	
PANTS BREECHES MENS BOYS N O P	NO				3921
1 U KINGDOM	26	301	870	6369	
43 AUSTRIA	95	1113	95	1113	
55 GERMANY W	79	1171	79	1171	
67 ITALY	23	563	23	563	
73 NETHRLNDS			228	1240	
76 NORWAY	795	3184	5115	18637	
86 SWITZRLND	350	4998	350	4998	
516 HONG KONG	2576	1971	199248	135658	
559 JAPAN	109976	134022	920890	977264	
990 U STATES	909	3909	30599	110646	
	114829	151232	1157497	1257659	
RAINCOATS TEXTILE COATO IMPRGN	NO				3922
1 U KINGDOM	581	7230	5248	68548	
44 BELG LUX			218	2253	
54 FRANCE			189	3065	
55 GERMANY W			464	5392	
67 ITALY			369	6340	
76 NORWAY	1429	5642	3241	13375	
85 SWEDEN			111	2139	
86 SWITZRLND			110	1383	
516 HONG KONG			12715	51908	
559 JAPAN	10935	18458	164729	327692	
990 U STATES	841	3299	14166	75058	
	13786	34629	201560	557153	
RAINCOATS N O P	NO				3923
1 U KINGDOM	600	1477	5971	19614	
44 BELG LUX			61	988	

IMPORTS BY COMMODITIES AND COUNTRIES

Commodity and Country	OCTOBER 1961		JANUARY TO OCTOBER 1961		Class Number
	Quantity	Value (\$)	Quantity	Value (\$)	
49 DENMARK			3	85	
55 GERMANY W			1250	1522	
64 IRELAND			3868	6111	
76 NORWAY	171	633	1174	5834	
516 HONG KONG			25377	14197	
559 JAPAN	33312	14249	613909	302501	
990 U STATES	2721	3970	11227	22322	
	36804	20329	662840	373174	
SHIRTS COTTON EXCEPT KNITTED	NO				3924
1 U KINGDOM	1239	4727	16361	44668	
43 AUSTRIA			632	1378	
54 FRANCE	58	255	959	4733	
55 GERMANY W	3910	6545	8654	13618	
67 ITALY	1064	3654	9735	26858	
73 NETHRLNDS	146	217	146	217	
85 SWEDEN			189	628	
86 SWITZRLND	10	57	2368	9862	
277 POLAND	26579	23675	152988	114002	
279 ROUMANIA	21024	17734	34824	29377	
516 HONG KONG	78484	58663	794429	546248	
519 INDIA	6180	7728	6420	8193	
553 CHINA COM	5650	4318	173737	101930	
559 JAPAN	315875	179064	2918596	1710080	
578 TAIWAN	114735	60247	194664	100330	
668 U S OCEA			23616	7263	
824 JAMAICA			80964	51793	
828 TRINIDAD			70	173	
874 MEXICO			100	373	
990 U STATES	40417	77880	374514	634773	
	615371	444764	4793966	3406497	
SHIRTS SYNT FIBRES EXC KNITTED	NO				3925
1 U KINGDOM			244	1016	
44 BELG LUX			96	184	
54 FRANCE			132	722	
67 ITALY			324	434	
86 SWITZRLND			54	178	
516 HONG KONG	5136	1332	85160	55403	
559 JAPAN	145458	106752	1322590	844339	
567 PHIL			1746	2328	
578 TAIWAN			25563	8192	
990 U STATES	10623	27937	59477	140250	
	161217	136021	1495386	1053046	
SHIRTS EXCEPT KNITTED N O P	NO				3926
1 U KINGDOM	141	783	1641	9025	
54 FRANCE			122	447	
64 IRELAND	8	57	167	1057	
67 ITALY	22	268	1992	12455	
287 U S S R			175	583	
559 JAPAN	1692	3622	2440	5511	
990 U STATES	2252	1499	6525	15785	
	4115	6229	13062	44863	
SHORTS OUTERWEAR EXCPT KNITTED	NO				3927
1 U KINGDOM	80	341	3667	14180	
54 FRANCE	62	233	317	1158	
67 ITALY			1016	3982	
86 SWITZRLND			82	486	
516 HONG KONG	6096	2531	671363	259788	
559 JAPAN	144	145	266397	125220	
578 TAIWAN			44976	11652	
990 U STATES	1213	1572	38967	60246	
	7595	4822	1026785	476712	
SKIRTS EXCEPT KNITTED	NO				3928
1 U KINGDOM	548	4208	10977	70671	
43 AUSTRIA			136	972	
44 BELG LUX	47	134	663	1223	
54 FRANCE	84	1112	635	6750	
55 GERMANY W			25	206	
59 GREECE			30	120	
64 IRELAND	15	154	185	1662	
67 ITALY	1886	5703	11729	28519	
73 NETHRLNDS			524	2211	
85 SWEDEN			157	1724	
86 SWITZRLND	256	2046	912	6888	
355 ISRAEL	62	271	137	630	
516 HONG KONG			32569	21145	
559 JAPAN	34276	24051	281909	190426	
614 AUSTRALIA	46	654	75	994	
864 GUATEMALA			335	1160	
874 MEXICO			258	765	
990 U STATES	7549	17362	52750	150935	
	44769	55695	394006	487001	
SUITS FINE SLACK SPRT EXC KNIT	NO				3929
1 U KINGDOM	503	21147	8932	359342	
43 AUSTRIA	60	889	109	2385	
44 BELG LUX	3	110	253	814	
54 FRANCE	98	2581	1573	69419	
55 GERMANY W	8	133	103	2233	
59 GREECE			1	75	
64 IRELAND	60	2236	277	13460	
67 ITALY	290	10308	1809	47308	
73 NETHRLNDS			171	3894	
82 SPAIN	3	262	15	666	
85 SWEDEN			64	4623	
86 SWITZRLND	23	865	347	11025	
355 ISRAEL			335	3684	
516 HONG KONG	2	90	239	4393	

IMPORTS BY COMMODITIES AND COUNTRIES

Commodity and Country	OCTOBER 1961		JANUARY TO OCTOBER 1961		Class Number
	Quantity	Value (\$)	Quantity	Value (\$)	
559 JAPAN	77	1201	11000	71883	3930
990 U STATES	2333	33520	27974	388382	
OUTERWR SETS WMN	3460	73342	53202	983586	
GIRLS EX KNIT	NO				
1 U KINGDOM	30	2689	1504	31754	
43 AUSTRIA			47	579	
44 BELG LUX			108	294	
54 FRANCE	84	1901	941	34379	
55 GERMANY W			37	1449	
67 ITALY	52	1395	1584	21474	
85 SWEDEN	1	86	10	576	
86 SWITZRLND	15	475	256	6019	
516 HONG KONG	1590	1936	26446	17850	
559 JAPAN	44525	40455	77481	585016	
578 TAIWAN			3869	1232	
990 U STATES	2159	10603	43972	160686	
PANTS SLACKS WMN	48456	59540	856255	861308	3931
GIRLS EX KNIT	NO				
1 U KINGDOM	158	1964	2203	17080	
43 AUSTRIA	462	4446	697	7079	
54 FRANCE	723	9252	2663	25594	
55 GERMANY W	968	15919	3341	50985	
67 ITALY	2275	4281	47511	84606	
73 NETHRLNOS			5	66	
76 NORWAY	76	921	112	992	
86 SWITZRLND	544	7848	1330	18634	
355 ISRAEL	16	54	88	466	
516 HONG KONG	63345	42476	833729	487802	
519 INDIA			30	170	
559 JAPAN	145129	105774	1038987	706184	
578 TAIWAN	8304	5597	69748	38729	
614 AUSTRALIA			24	278	
668 U S OCEA			16128	9907	
990 U STATES	9137	22152	69648	175615	
SCARVES SHAWLS STOL	231137	220684	2086244	1624187	3932
WOVN FAB	NO				
1 U KINGDOM	28118	38810	110760	191320	
43 AUSTRIA	60	90	417	482	
44 BELG LUX	23652	16952	98330	64440	
54 FRANCE	20760	19209	80971	73165	
55 GERMANY W	30242	17017	104106	63943	
64 IRELAND			229	202	
67 ITALY	8008	8901	68958	51481	
82 SPAIN	300	257	1514	1463	
86 SWITZRLND	3897	6222	11544	18447	
246 CZECHO S	570	304	24054	11072	
516 HONG KONG			360	306	
519 INDIA	13	58	865	3231	
559 JAPAN	98158	27248	506001	140798	
990 U STATES	12354	10504	94514	72064	
OUTERWEAR EXCEPT	226132	145572	1102623	692414	3939
KNITTED N O P	NO				
1 U KINGDOM	4426	35350	42172	240182	
43 AUSTRIA	68	448	1991	8090	
44 BELG LUX	1449	3132	9233	19227	
49 DENMARK	18	55	38	251	
53 FINLAND	13	399	98	800	
54 FRANCE	982	6098	6985	34209	
55 GERMANY W	1111	2511	4802	16848	
64 IRELAND			538	1741	
67 ITALY	594	1298	8788	29898	
73 NETHRLNOS	3626	3544	6468	9163	
76 NORWAY	144	250	1379	2302	
78 PORTUGAL			24	181	
82 SPAIN	245	1831	245	1831	
85 SWEDEN	2	59	180	597	
86 SWITZRLND	392	2376	3358	11211	
288 YUGO SLAV			2436	3106	
355 ISRAEL	202	645	3179	3982	
516 HONG KONG	23132	14797	312901	183193	
519 INDIA	12	248	463	2175	
559 JAPAN	106727	110993	1319243	1058905	
578 TAIWAN			40471	24483	
990 U STATES	68770	111428	452540	723985	
SUITS AND DRESSES	211913	295462	2217532	2376360	3940
KNITTED	NO				
1 U KINGDOM	2621	37653	26998	355184	
43 AUSTRIA	918	13944	8092	116288	
44 BELG LUX	1477	6750	12547	59556	
49 DENMARK	121	2239	639	11512	
54 FRANCE	6063	49053	37667	325382	
55 GERMANY W	849	4478	4615	23743	
67 ITALY	8522	103668	52072	604777	
73 NETHRLNOS	82	644	297	1090	
82 SPAIN			144	651	
85 SWEDEN	82	1429	488	7695	
86 SWITZRLND	1011	22615	8006	177785	
355 ISRAEL	287	3097	5830	67346	
559 JAPAN	25	180	41	435	
990 U STATES	5599	46828	52256	366075	
SWEATERS CARDIGANS	27657	292648	209692	2117519	3941
KNIT WOOL	NO				
1 U KINGDOM	97794	407625	554110	2447343	
43 AUSTRIA	2676	24071	11749	105522	
44 BELG LUX	1045	2405	6418	14457	
49 DENMARK	226	2817	1184	13186	

IMPORTS BY COMMODITIES AND COUNTRIES

Commodity and Country	OCTOBER 1961		JANUARY TO OCTOBER 1961		Class Number
	Quantity	Value (\$)	Quantity	Value (\$)	
53 FINLAND	44	289	108	927	
54 FRANCE	7 138	24057	36551	126554	
55 GERMANY W	1442	12568	8644	56696	
64 IRELAND	353	1530	1259	6254	
67 ITALY	24356	82365	129206	462688	
73 NETHRLNDS	2361	5561	4474	11083	
76 NORWAY	1230	8279	4779	33525	
82 SPAIN	378	2109	4881	7206	
85 SWEDEN	387	3417	2614	19054	
86 SWITZRLND	869	8122	5310	41379	
355 ISRAEL	120	1110	20943	142288	
516 HONG KONG	32	563	2194	13440	
559 JAPAN	16907	42046	56261	128738	
614 AUSTRALIA			105	878	
990 U STATES	1708	9650	18616	114445	
	159066	638584	869406	3745663	
SWEATERS CARDIGANS KNIT SYNTH	NO				3942
1 U KINGDOM	3047	8592	17258	43635	
43 AUSTRIA			220	1884	
44 BELG LUX	1560	2618	7991	11433	
54 FRANCE	532	3062	3501	12539	
55 GERMANY W	34	76	1053	1440	
67 ITALY	569	771	5806	7969	
73 NETHRLNDS	390	404	978	940	
86 SWITZRLND	29	191	146	957	
559 JAPAN	5543	12502	12394	26210	
990 U STATES	8416	23456	65078	201639	
	20120	51672	114425	308646	
SWEATERS CARDIGANS KNITTED NOP	NO				3943
1 U KINGDOM	3097	7124	48799	75062	
43 AUSTRIA	294	396	1220	6850	
44 BELG LUX	22	77	4035	4527	
54 FRANCE	24	254	5936	12978	
55 GERMANY W	427	1070	6843	10984	
67 ITALY	270	1477	9130	25566	
73 NETHRLNDS	2859	1974	26477	17373	
76 NORWAY			91	802	
82 SPAIN	30106	5828	80267	19345	
85 SWEDEN	5	54	109	685	
86 SWITZRLND	43	90	2516	9405	
516 HONG KONG	10800	3434	22429	9099	
559 JAPAN	3648	5212	59790	21455	
990 U STATES	1352	2672	16351	34156	
	52947	29662	283923	248287	
SHIRTS AND SWEATSHIRTS KNITTED	NO				3944
1 U KINGDOM	9269	9136	299426	235765	
43 AUSTRIA			1226	2962	
44 BELG LUX			2258	3565	
54 FRANCE	331	715	4352	8896	
55 GERMANY W			2792	3995	
64 IRELAND	600	347	2652	1338	
67 ITALY	3687	8337	15305	42015	
76 NORWAY			587	630	
82 SPAIN	67008	8283	229191	41053	
86 SWITZRLND	57	547	6994	7594	
516 HONG KDNG	8256	2969	423034	121608	
519 INDIA			12000	2711	
527 PAKISTAN	1200	217	22800	3716	
559 JAPAN	142828	45982	3899762	1011715	
578 TAIWAN			13200	3812	
990 U STATES	18048	22737	329742	345907	
	251284	99270	5265321	1837282	
OUTERWEAR KNITTED N O P	NO				3949
1 U KINGDOM	27879	94951	191298	538147	
43 AUSTRIA	814	4667	9453	72438	
44 BELG LUX	8160	15903	68041	105287	
49 DENMARK	150	587	2604	9456	
54 FRANCE	2986	15843	27129	159408	
55 GERMANY W	6392	8051	44087	50148	
64 IRELAND	36	73	560	2596	
67 ITALY	5586	31950	56685	260670	
73 NETHRLNDS	4579	8928	44737	48438	
76 NORWAY	35	228	617	1864	
82 SPAIN	269	1430	7789	7060	
85 SWEDEN	516	1867	1214	5876	
86 SWITZRLND	2548	12172	9932	59040	
355 ISRAEL	150	756	3282	9685	
516 HONG KONG	53588	21913	294982	114471	
559 JAPAN	233729	123267	993028	496153	
614 AUSTRALIA	121	1430	121	1430	
990 U STATES	86022	119071	646550	918125	
	433560	463087	2402109	2860292	
HOSIERY MENS AND BOYS WOOL	DZ PR				3950
1 U KINGDOM	30420	190431	162253	1006318	
43 AUSTRIA	121	1692	121	1692	
55 GERMANY W	45	389	63	621	
64 IRELAND			241	1291	
67 ITALY			1155	8295	
73 NETHRLNDS			75	495	
76 NORWAY	812	5134	1854	12961	
990 U STATES	177	1189	1074	7617	
	31575	198835	166836	1039290	
HOSIERY MENS BOYS SYNTH FIBRES	DZ PR				3951
1 U KINGDOM	3868	17836	42769	187498	
54 FRANCE	319	1790	4031	22712	

IMPORTS BY COMMODITIES AND COUNTRIES

Commodity and Country	OCTOBER 1961		JANUARY TO OCTOBER 1961		Class Number
	Quantity	Value (\$)	Quantity	Value (\$)	
55 GERMANY W	24	317	355	1619	3952
67 ITALY	10	70	626	3267	
73 NETHRLNDS			124	549	
86 SWITZRLND	187	1877	781	7165	
246 CZECHO S			700	2268	
355 ISRAEL	1635	5084	1735	5421	
516 HONG KONG	214	428	289	704	
559 JAPAN			35295	74904	
990 U STATES	18076	73320	83071	346249	
	24333	100722	169776	652356	
HOSIERY MENS AND BOYS N O P	DZ PR				
1 U KINGDOM	316	2475	4486	22530	
54 FRANCE	33	397	726	4464	
55 GERMANY W			38	306	
73 NETHRLNDS			164	579	
82 SPAIN			688	1664	
86 SWITZRLND	67	1003	551	5130	
990 U STATES	5465	20097	56437	189876	
	5881	23972	63090	224549	
HOSIERY SEAMLESS OR FULL FASHN	DZ PR				
1 U KINGDOM	1560	9664	20577	115087	3953
53 FINLAND			30	344	
54 FRANCE	100	822	882	5487	
55 GERMANY W	324	1489	1426	7230	
67 ITALY			2058	4832	
73 NETHRLNDS	295	1649	1039	5872	
82 SPAIN	1765	5185	14249	38913	
246 CZECHO S	500	1523	1000	3144	
277 POLAND			500	1354	
559 JAPAN	48	304	7070	24534	
990 U STATES	23448	148307	105641	699408	
	28040	168943	154472	906205	
HOSIERY WOMENS AND GIRLS N O P	DZ PR				
1 U KINGDOM	2183	12387	23095	100344	
43 AUSTRIA	43	541	43	541	
53 FINLAND	15	247	15	247	
54 FRANCE	96	550	840	5541	
55 GERMANY W	80	356	616	3071	
73 NETHRLNDS			255	1333	
76 NORWAY	116	832	980	6047	
82 SPAIN			10	178	
86 SWITZRLND	78	1155	88	1305	
277 POLAND			200	839	
559 JAPAN			1462	7224	
990 U STATES	1129	3320	7564	32666	
	3740	19388	35168	159336	
HOSIERY CHILDRENS AND INFANTS	DZ PR				
1 U KINGDOM	17147	54063	89471	250254	3959
53 FINLAND	14	225	14	225	
54 FRANCE			201	1158	
55 GERMANY W	10	72	147	889	
73 NETHRLNDS			329	1057	
559 JAPAN			677	2888	
990 U STATES	5883	17445	87089	264223	
	23054	71805	177928	520694	
HATS WOMENS	00Z				
1 U KINGDOM	378	7665	6201	108337	
43 AUSTRIA	11	530	262	7705	
44 BELG LUX	152	1134	193	5095	
49 DENMARK			97	2973	
54 FRANCE	727	12873	9475	142567	
55 GERMANY W	289	3860	4860	53791	
67 ITALY	2996	32700	19992	173905	
86 SWITZRLND	111	3419	1298	49168	
246 CZECHO S			156	2540	
288 YUGO SLAV			31	439	
516 HONG KONG	120	1043	1041	5366	
559 JAPAN	8080	35910	40028	140559	
824 JAMAICA			79	804	
874 MEXICO			1724	3246	
990 U STATES	7141	127973	88110	1192167	
	20005	227107	173547	1888662	
HEADSQUARES AND KERCHIEFS	DOZ				
1 U KINGDOM	975	6078	7049	65744	3968
43 AUSTRIA			740	7303	
54 FRANCE	487	3685	7794	43309	
55 GERMANY W	52	873	846	9564	
67 ITALY	4541	18173	28888	120647	
82 SPAIN	24	195	443	1479	
86 SWITZRLND	5328	15717	13262	112686	
246 CZECHO S	579	7480	725	8471	
516 HONG KONG			326	802	
519 INDIA	21	270	60	867	
559 JAPAN	66640	127866	433358	845751	
990 U STATES	619	2197	1977	7975	
	79266	182534	495468	1224598	
HEADWEAR N D P	DOZ				
1 U KINGDOM	2650	33248	40572	289550	3969
43 AUSTRIA	457	5188	603	7876	
44 BELG LUX	15	104	832	7857	
49 DENMARK	13	152	85	552	
54 FRANCE	3136	6770	27934	56254	
55 GERMANY W	86	2113	12960	69736	
67 ITALY	769	10307	8208	82980	
73 NETHRLNDS	634	447	678	4265	
76 NORWAY	49	458	557	5262	

IMPORTS BY COMMODITIES AND COUNTRIES

Commodity and Country	OCTOBER 1961		JANUARY TO OCTOBER 1961		Class Number
	Quantity	Value (\$)	Quantity	Value (\$)	
82 SPAIN			257	886	
85 SWEDEN			113	348	
86 SWITZRLND	184	2677	992	12027	
288 YUGO SLAV	938	3237	938	3237	
516 HONG KONG	141	988	2295	8178	
559 JAPAN	6695	22827	129499	240502	
874 MEXICO			7995	6996	
990 U STATES	26591	65512	211918	570044	
	42358	154028	446436	1366550	
GLOVES AND MITTENS KNITTED	DZ PR				3970
1 U KINGDOM	1062	13071	3302	37447	
43 AUSTRIA			10	191	
44 BELG LUX	33	291	53	507	
54 FRANCE	50	214	1139	11506	
55 GERMANY W	708	4889	1840	12924	
67 ITALY	2494	14282	9052	47640	
73 NETHRLNDS	195	1262	195	1262	
82 SPAIN	10	305	10	305	
86 SWITZRLND	648	8737	776	10365	
355 ISRAEL			1070	4092	
516 HONG KONG	6119	20095	145620	434000	
553 CHINA COM			2855	7876	
559 JAPAN	58785	220031	231677	808153	
578 TAIWAN			5300	13542	
990 U STATES	2414	12914	15895	90706	
	72518	296091	418794	1480516	
GLOVES MITTENS WOYV SYN FIBRES	DZ PR				3971
1 U KINGDOM	157	1785	1393	15569	
19 MALTA	218	1757	591	4328	
43 AUSTRIA	165	1519	2649	16444	
54 FRANCE	90	1473	749	8605	
55 GERMANY W	1379	12686	35005	212563	
67 ITALY	247	1955	13272	62785	
246 CZECHO S			7626	27637	
516 HONG KONG	4928	19069	65612	214510	
553 CHINA COM	300	991	17150	45179	
559 JAPAN	12317	43786	173727	592462	
990 U STATES	873	5668	7185	60632	
	20674	90689	324959	1260721	
GLOVES AND MITTENS WOVEN N O P	DZ PR				3972
1 U KINGDOM	225	3162	4842	47450	
19 MALTA	333	3094	1441	15199	
43 AUSTRIA	21	228	21	228	
44 BELG LUX			25	454	
54 FRANCE	296	5446	2395	37897	
55 GERMANY W	652	7726	9227	76337	
67 ITALY	459	4326	4697	33031	
86 SWITZRLND	105	1586	197	2573	
246 CZECHO S	634	2328	4171	14425	
516 HONG KONG	3498	13722	44774	164694	
553 CHINA COM			4375	9609	
559 JAPAN	5028	20621	90666	280983	
990 U STATES	4370	20688	19840	93624	
	15621	62927	186671	776504	
GLOVES AND MITTENS LEATHER	DZ PR				3973
1 U KINGDOM	3900	132035	12887	372759	
43 AUSTRIA	8	416	18	967	
44 BELG LUX	559	12889	1562	36858	
54 FRANCE	2478	100053	14550	496642	
55 GERMANY W	1483	50169	10678	302475	
59 GREECE			45	1049	
67 ITALY	6511	141768	22970	477364	
73 NETHRLNDS	814	22977	1859	52431	
82 SPAIN	90	1800	465	9848	
85 SWEDEN	211	3300	211	3300	
86 SWITZRLND			10	356	
246 CZECHO S	951	15556	5192	84655	
288 YUGO SLAV	15	354	15	354	
553 CHINA COM	40	702	140	2393	
559 JAPAN	319	3282	8804	50858	
990 U STATES	44	1264	789	20382	
	17423	486565	80195	1912691	
GLOVES RUBBER	DZ PR				3974
1 U KINGDOM	3944	13480	30545	107032	
43 AUSTRIA			547	759	
54 FRANCE			1817	4728	
55 GERMANY W	113	372	496	2104	
67 ITALY	17	359	70	538	
73 NETHRLNDS			180	236	
246 CZECHO S	469	941	2281	3637	
516 HONG KONG	175	344	3075	6514	
559 JAPAN			380	1323	
614 AUSTRALIA	428	1228	6865	19154	
990 U STATES	9575	50289	111168	453594	
	14721	67013	157424	599619	
GLOVES WORK AND SPECI PURP NOP	DZ PR				3979
1 U KINGDOM	463	2589	3992	18928	
55 GERMANY W			142	567	
67 ITALY			6	167	
516 HONG KONG	500	624	15550	15825	
553 CHINA COM	2500	2899	6050	6581	
559 JAPAN	2250	9951	35452	128676	
990 U STATES	9126	26364	104707	258917	
	14839	42427	165899	429661	

IMPORTS BY COMMODITIES AND COUNTRIES

Commodity and Country	OCTOBER 1961		JANUARY TO OCTOBER 1961		Class Number
	Quantity	Value (\$)	Quantity	Value (\$)	
FUR GOODS APPAREL					
	NO				3980
1 U KINGDOM	3956	5914	5297	16307	
49 DENMARK	2	2855	4	3451	
53 FINLAND	1	300	1	300	
54 FRANCE	122	550	243	2836	
55 GERMANY W			24	731	
82 SPAIN			13	332	
86 SWITZRLND			63	1742	
262 HUNGARY			9	350	
287 U S S R	101	1018	101	1018	
355 ISRAEL			1	494	
559 JAPAN	4860	2645	14910	14688	
744 ARGENTINA	2	828	3	1103	
752 BRAZIL	11	1682	21	3493	
990 U STATES	5793	40776	26752	346256	
	14848	56568	47442	393101	
SAFETY HELMETS					
	NO				3987
1 U KINGDOM	713	2256	2469	11917	
49 DENMARK			150	552	
55 GERMANY W	1600	3540	12503	34202	
67 ITALY	200	323	1800	2512	
559 JAPAN	2000	3098	4650	7323	
990 U STATES	8095	27989	98203	356757	
	12608	37206	119775	413263	
SAFETY HELMET PARTS					
55 GERMANY W		913		20271	3988
990 U STATES		42753		315570	
		43666		335841	
MISCELLANEOUS APPAREL N O P					
	NO				3989
1 U KINGDOM	270	6476	4475	39912	
44 BELG LUX	65	252	243	2248	
54 FRANCE	122	3755	3889	52121	
55 GERMANY W	8	67	141	1011	
67 ITALY	1	56	214	2050	
73 NETHRLNDS	15	2000	230	10387	
76 NORWAY			454	929	
86 SWITZRLND	29	109	247	1429	
287 U S S R	30	250	30	250	
355 ISRAEL			3799	17219	
516 HONG KONG			14	120	
559 JAPAN	1538	3839	7189	10010	
990 U STATES	22332	51235	104130	280387	
	24410	68039	125055	418073	
HANDKERCHIEFS COTTON					
	DOZ				3990
1 U KINGDOM	30372	34542	182073	214439	
43 AUSTRIA	86	260	13307	18132	
54 FRANCE	19	123	220	895	
55 GERMANY W	675	882	1385	2583	
73 NETHRLNDS			537	498	
86 SWITZRLND	8675	20477	75099	134083	
246 CZECHO S	3170	3215	24619	29139	
262 HUNGARY	3000	1500	3000	1500	
277 POLAND			2671	3159	
516 HONG KONG	427	647	6037	8703	
553 CHINA COM	5000	2199	35000	14913	
559 JAPAN	49902	24529	645458	350496	
990 U STATES	3776	10686	29720	64948	
	105102	99060	1019126	843488	
HANDKERCHIEFS TEXTILE N O P					
	DOZ				3991
1 U KINGDOM	29508	67156	143870	302891	
43 AUSTRIA			1655	5056	
54 FRANCE	108	211	220	1272	
67 ITALY			500	3219	
78 PORTUGAL			120	550	
86 SWITZRLND	389	1771	5832	16663	
516 HONG KONG	3300	10315	23631	67669	
553 CHINA COM	91	258	220	1079	
559 JAPAN	100	99	17548	8837	
578 TAIWAN			191	585	
990 U STATES	50	377	893	4497	
	33546	80187	194680	412318	
FOUNDATION GARMENTS					
	NO				3992
1 U KINGDOM	300	284	1676	2853	
53 FINLAND	78	306	78	306	
54 FRANCE	44	222	2088	5378	
55 GERMANY W	2386	3004	17619	53372	
73 NETHRLNDS	270	1006	3613	5763	
516 HONG KONG	41520	6670	285215	40240	
559 JAPAN	37870	10429	888241	228237	
614 AUSTRALIA			28	108	
815 BERMUDA	544	1875	3184	12237	
824 JAMAICA			45524	32782	
828 TRINIDAD			20934	19441	
990 U STATES	48906	89388	390430	631192	
	131918	113184	1658630	1031909	
HANOBAGS WALLETS COIN PURSES					
	DOZ				3993
1 U KINGDOM	2786	84819	26417	566188	
43 AUSTRIA	4	667	256	7467	
44 BELG LUX	75	2527	902	24348	
49 DENMARK			26	1201	
54 FRANCE	371	18766	3752	157863	
55 GERMANY W	728	8793	11356	92036	
64 IRELAND	372	4351	1014	13896	
67 ITALY	763	19489	11064	245871	
73 NETHRLNDS	167	373	953	11653	
76 NORWAY	5	58	11	344	

IMPORTS BY COMMODITIES AND COUNTRIES

Commodity and Country	OCTOBER 1961		JANUARY TO OCTOBER 1961		Class Number
	Quantity	Value (\$)	Quantity	Value (\$)	
82 SPAIN	85	7367	1544	56286	
85 SWEDEN			42	516	
86 SWITZRLND			98	1656	
246 CZECHO S			258	2398	
258 GERMANY E	1	59	3	218	
262 HUNGARY			3433	13357	
288 YUGO SLAV			313	3662	
473 MOROCCO			565	5426	
516 HONG KONG	208	2303	8519	34409	
519 INDIA			113	1404	
559 JAPAN	8883	23781	104203	493534	
614 AUSTRALIA	1	92	135	1531	
622 NEW ZEAL			11	292	
744 ARGENTINA			8	362	
824 JAMAICA			1798	34638	
874 MEXICO	418	8326	4493	87112	
990 U STATES	23076	311511	257677	3091913	
	37943	493282	438964	4949581	
UMBRELLAS PARASOLS AND PARTS	00Z				3994
1 U KINGDOM	56	2718	147	7688	
44 BELG LUX			8	398	
55 GERMANY W		6888	25	43305	
67 ITALY	15	1183	157	27348	
73 NETHRLNOS			38	954	
86 SWITZRLND			3	201	
516 HONG KONG			2309	5969	
559 JAPAN	1347	14883	30499	139495	
990 U STATES	149	19063	2482	305603	
	1567	44735	35668	530961	
APPAREL ACCESSORIES N O P					3999
1 U KINGDOM		27725		257939	
43 AUSTRIA		569		10933	
44 BELG LUX		509		2779	
54 FRANCE		6740		76406	
55 GERMANY W		29163		220461	
64 IRELAND		109		4010	
67 ITALY		9384		74585	
73 NETHRLNOS		936		6937	
78 PORTUGAL				284	
82 SPAIN				6319	
85 SWEDEN				964	
86 SWITZRLND		4880		37081	
246 CZECHO S		427		1219	
355 ISRAEL				6008	
516 HONG KONG		7366		82169	
559 JAPAN		35469		293513	
824 JAMAICA		54		2006	
828 TRINIDAO		617		617	
867 HAITI				144	
874 MEXICO		85		1958	
990 U STATES		125378		1219787	
		249411		2306119	

IMPORTS BY COMMODITIES AND COUNTRIES

Commodity and Country	OCTOBER 1961		JANUARY TO OCTOBER 1961		Class Number
	Quantity	Value (\$)	Quantity	Value (\$)	
<u>GROUP 4</u>					
<u>WOOD WOOD PRODUCTS AND PAPER</u>					
CANE REED OR RATTAN					4002
55 GERMANY W				7 479	
73 NETHRLNDS				374	
516 HONG KONG		853		10 699	
519 INDIA		1751		17 908	
524 MALAYA				454	
559 JAPAN				871	
567 PHIL				4 202	
99D U STATES		1 093		10 286	
		3 697		52 273	
OSIERS WILLOWS AND BAMBOOS					4003
1 U KINGDOM				2 559	
516 HONG KONG				192	
519 INDIA				52	
545 BURMA		136		309	
559 JAPAN		1 086		8 288	
744 ARGENTINA				1 500	
990 U STATES		1 45		10 496	
		1 367		23 396	
CORKWOOD UNMANUFACTURED					4011
78 PORTUGAL		630		2 676	
82 SPAIN				1 808	
990 U STATES		2 268		16 415	
		2 898		20 899	
HICKORY BILLETS					4022
99D U STATES		1 3038		8 4570	
		1 3038		8 4570	
POLES TELEGRAPH AND PILING					4024
990 U STATES	NO				
	4 183	11 2614	4 5516	12 39446	
	4 183	11 2614	4 5516	12 39446	
RAILWAY TIES					4025
990 U STATES	NO				
	1 964	8 003	7 4979	3 38829	
	1 964	8 003	7 4979	3 38829	
LOGS ROUND UNMANUFACTURED NOP					4026
990 U STATES	M FT				
	1 2175	6 91807	1 34674	7 588095	
	1 2175	6 91807	1 34674	7 588095	
HANDLE SHINGLE BOLTS FELLOES					4032
99D U STATES		1 596		2 3743	
		1 596		2 3743	
HUB LAST WAGON OAR GUN BLOCKS					4033
82 SPAIN				381	
990 U STATES		6 2810		6 56591	
		6 2810		6 56972	
TEAK AMARANTH TROPICAL WOODS					4041
1 U KINGDOM				4 566	
49 DENMARK				194	
55 GERMANY W		803		3 410	
414 GHANA				10 7614	
449 CONGO				17 880	
454 FR EQ AFR				2 832	
516 HONG KONG		2 787		14 207	
519 INDIA				1 838	
524 MALAYA		5 321		26 100	
545 BURMA				9 306	
559 JAPAN				9 2957	
583 THAILAND		1 8723		52 707	
614 AUSTRALIA				18 225	
716 B GUIANA		5 800		29 019	
752 BRAZIL		60		1 760	
755 CHILE				498	
763 ECUADOR		704		4 464	
855 DOM REP		154		897	
864 GUATEMALA				9 458	
879 NICARAGUA				3 089	
990 U STATES		9 286		15 1099	
		4 3638		55 2120	
ASH WHITE					4042
990 U STATES	M FT				
	97	1 7616	1 010	18 1173	
	97	1 7616	1 010	18 1173	
CEDAR					4043
990 U STATES	M FT				
	358	4 5454	3 182	40 4802	
	358	4 5454	3 182	40 4802	
FIR					4045
990 U STATES	M FT				
	4 052	3 56424	3 8905	34 48622	
	4 052	3 56424	3 8905	34 48622	
GUMWOOD					4046
990 U STATES	M FT				
			249	3 9074	
			249	3 9074	
HEMLOCK					4047
990 U STATES	M FT				
	373	2 4115	5 389	33 5837	
	373	2 4115	5 389	33 5837	
HICKORY					4048
990 U STATES	M FT				
	3	389	36	5 821	
	3	389	36	5 821	
MAHOGANY					4049
414 GHANA	M FT	169	975	15 9813	
454 FR EQ AFR			66	12 156	
457 FR W AFR			260	17 701	
462 FR AF NES			57	11 136	

IMPORTS BY COMMODITIES AND COUNTRIES

Commodity and Country	OCTOBER 1961		JANUARY TO OCTOBER 1961		Class Number
	Quantity	Value (\$)	Quantity	Value (\$)	
559 JAPAN	785	144062	6415	1044948	
567 PHIL	11	1198	677	103243	
578 TAIWAN	128	16005	374	49032	
758 COLOMBIA	578	95784	1811	292409	
817 B HOND	95	29974	165	52066	
869 HONDURAS			43	15903	
879 NICARAGUA			8	1660	
990 U STATES	134	32928	1461	356725	
	1900	332184	12312	2116792	
OAK	M FT				4050
559 JAPAN			11	2836	
990 U STATES	4923	628227	40081	5040572	
	4923	628227	40092	5043408	
PINE SOUTHERN YELLOW OR PITCH	M FT				4051
879 NICARAGUA			13	2923	
990 U STATES	367	72513	3034	573478	
	367	72513	3047	576401	
PINE WHITE OR OTHER N O P	M FT				4052
752 BRAZIL	30	4010	215	27076	
990 U STATES	2703	254856	21728	2012198	
	2733	258866	21943	2039274	
POPLAR	M FT				4053
990 U STATES	126	15750	1090	144824	
	126	15750	1090	144824	
REDWOOD	M FT				4054
990 U STATES	2201	375406	21527	3442049	
	2201	375406	21527	3442049	
WALNUT	M FT				4055
414 GHANA			13	3053	
990 U STATES	515	167205	4692	1578789	
	515	167205	4705	1581842	
LUMBER AND TIMBER HARDWOOD NOP	M FT				4056
559 JAPAN			61	11341	
990 U STATES	1631	168705	15789	1631588	
	1631	168705	15850	1642929	
LUMBER AND TIMBER N O P	M FT				4057
990 U STATES	404	33033	4392	324642	
	404	33033	4392	324642	
HARDWOOD FLOORING	M FT				4058
1 U KINGDOM			34	5539	
422 RHOD NYAS			7	1773	
516 HONG KONG			24	6570	
559 JAPAN	29	2996	105	12451	
777 SURINAM			1	700	
990 U STATES	1087	153444	9121	1375412	
	1116	156440	9292	1402445	
PINE PONDEROSA AND SUGAR	M FT				4059
990 U STATES	3285	331259	24565	2481212	
	3285	331259	24565	2481212	
PLYWOOD HARDWOOD	SQ FT				4067
1 U KINGDOM	388343	41070	716915	78768	
49 DENMARK			270	109	
53 FINLAND	187936	13955	1427444	103336	
54 FRANCE	318843	31981	1825914	156752	
55 GERMANY W			202696	23976	
67 ITALY	40275	3923	251463	24704	
73 NETHRLNDS	32388	3871	734916	95562	
82 SPAIN	73690	5253	209329	20458	
277 POLAND			33831	999	
287 U S S R	611231	31820	1516007	66318	
288 YUGO SLAV			46946	7672	
355 ISRAEL	102632	9284	943717	85866	
449 CONGO			87135	5110	
454 FR EQ AFR	102140	9647	4284599	315857	
559 JAPAN	5669209	474216	41342079	3178120	
578 TAIWAN	1463500	105601	9277251	538648	
614 AUSTRALIA	1600	409	4758	941	
668 U S OCEA			46750	3046	
777 SURINAM			112115	6580	
990 U STATES	392350	60183	4065606	613965	
	9384137	791213	67129741	5326787	
PLYWOOD SOFTWOOD	SQ FT				4069
85 SWEDEN			8472	526	
277 POLAND			39227	1677	
449 CONGO			48000	2401	
752 BRAZIL	11668	1562	11668	1562	
990 U STATES	593744	58485	2771977	237511	
	605412	60047	2879344	243677	
LATHS	M				4071
990 U STATES			57	1176	
			57	1176	
SHINGLES OF WOOD	RF SQ				4074
990 U STATES	397	3118	12029	73156	
	397	3118	12029	73156	
VENEERS OF ROSEWOOD ETC					4075
44 BELG LUX		3868		30595	
54 FRANCE		15610		179368	
55 GERMANY W		44361		258808	
73 NETHRLNDS				11208	
449 CONGO		79055		236334	
457 FR W AFR				1311	
559 JAPAN				669	
567 PHIL		1587		72357	
752 BRAZIL		668		1474	
990 U STATES		41879		353017	
		187028		1145141	

IMPORTS BY COMMODITIES AND COUNTRIES

Commodity and Country	OCTOBER 1961		JANUARY TO OCTOBER 1961		Class Number
	Quantity	Value (\$)	Quantity	Value (\$)	
VENEERS OF WOOD N O P					4076
1 U KINGDOM				885	
44 BELG LUX		1176		19491	
49 DENMARK				3177	
54 FRANCE				14050	
55 GERMANY W				61142	
82 SPAIN		2208		4371	
86 SWITZRLND				76	
449 CONGO		29789		174095	
457 FR W AFR				562	
559 JAPAN				10411	
578 TAIWAN				792	
583 THAILAND				1609	
990 U STATES		157926		1551804	
		191099		1842465	
VENEERS OF WOOD TAPED JOINTED					4077
49 DENMARK				288	
545 BURMA				9354	
559 JAPAN		415		11703	
990 U STATES		4093		82064	
		4508		103409	
VENEERS AUSTRALIAN BLACKWOOD					4078
990 U STATES		19085		132163	
		19085		132163	
PLYWOOD FACED WITH METAL					4079
55 GERMANY W				8301	
990 U STATES		1976		30397	
		1976		38698	
PULPWOOD					4083
990 U STATES					
	CORD				
	10911	189643	185065	3196638	
	10911	189643	185065	3196638	
SAWDUST AND WOOD FLOUR					4084
990 U STATES		64931		371512	
		64931		371512	
WOOD UNMANUFACTURED N O P					4085
990 U STATES		9412		50094	
		9412		50094	
BARRELS EMPTY					4091
	NO				
54 FRANCE			149	622	
614 AUSTRALIA	160	480	160	480	
990 U STATES	37289	124211	273098	845674	
	37449	124691	273407	846776	
STAVES OAK SAWN SPLIT OR CUT					4094
990 U STATES	M				
	288	76162	2385	605262	
	288	76162	2385	605262	
STAVES N O P					4097
990 U STATES	M				
	235	22405	1157	74036	
	235	22405	1157	74036	
HOOPS HEADS AND LINERS OF WOOD					4099
990 U STATES		29285		213594	
		29285		213594	
CORK SLABS BOARDS TILES N O P					4101
1 U KINGDOM		1329		8681	
49 DENMARK		995		14402	
55 GERMANY W				322	
78 PORTUGAL		20695		60109	
82 SPAIN		81886		468943	
990 U STATES		6412		88684	
		111317		641141	
CORKS THREE FOURTHS IN OR LESS					4102
78 PORTUGAL	LB				
82 SPAIN	265	488	5041	8185	
990 U STATES			234	1066	
	1504	1415	2315	2477	
	1769	1903	7590	11728	
CORKS OVER THREE FOURTHS INCH					4103
1 U KINGDOM	LB				
78 PORTUGAL	11079	12796	538	919	
82 SPAIN			44453	53690	
990 U STATES			3575	7856	
	5701	6070	14071	15784	
	16780	18866	62637	78249	
CORK SLABS BOARDS FOR MFRS					4104
78 PORTUGAL		52461		884063	
82 SPAIN		4997		59622	
990 U STATES		70534		597700	
		127992		1541385	
MANUFACTURES OF CORKWOOD N O P					4105
1 U KINGDOM		476		40398	
73 NETHRLNDS		418		36675	
78 PORTUGAL		9956		27983	
82 SPAIN				2396	
990 U STATES		20936		95369	
		31786		202821	
BILLETS OF WOOD FOR BATS					4112
990 U STATES		8097		59480	
		8097		59480	
WOOD HANDLES FOR AGRIC IMPL					4114
990 U STATES		14233		233334	
		14233		233334	
HANDLES OF WOOD N O P					4118
1 U KINGDOM		56		878	
49 DENMARK		118		702	
55 GERMANY W		2430		7604	
85 SWE OEN				2386	
516 HONG KONG				3390	
559 JAPAN				1509	
990 U STATES		16473		226373	
		19077		242842	

IMPORTS BY COMMODITIES AND COUNTRIES

Commodity and Country	OCTOBER 1961		JANUARY TO OCTOBER 1961		Class Number
	Quantity	Value (\$)	Quantity	Value (\$)	
SHAFTS OR HEADS FOR GOLF CLUBS 990 U STATES		10396		61989	4119
LASTS OF WOOD		10396		61989	4120
1 U KINGDOM 55 GERMANY W 990 U STATES		375		375	
				698	
		1321		15746	
		1696		16819	
SULPHITE PULP BL DISSOLVING 427 UN SO AFR 990 U STATES	CWT	124196	85710	651398	4130
		14972	127551	1147307	
		31314	213261	1798705	
SULPHITE PULP UNBLEACHED 990 U STATES	CWT	262105	454826	2713856	4132
		44042	454826	2713856	
SULPHITE PULP BLEACHED N O P 85 SWEDEN 990 U STATES	CWT		2241	14564	4133
		13197	150883	961150	
		13197	153124	975714	
SULPHATE OR KRAFT PULP 990 U STATES	CWT	101191	240023	1729985	4134
		14963	240023	1729985	
WOOD PULP MECHANICAL 990 U STATES	CWT	101191			4135
			1387	7929	
			1387	7929	
PULP OF STRAW OR VEG FIBRE NOP 1 U KINGDOM 990 U STATES	CWT		484	12058	4136
		7849	105692	932632	
		7849	106176	944690	
BOBBINS SHUTTLES AND SPOOLS 1 U KINGDOM 55 GERMANY W 86 SWITZRLND 990 U STATES		1529		7545	4141
				3504	
				446	
		12062		179495	
		13591		190990	
CASKETS COFFINS AND METAL PTS 990 U STATES		52025		459331	4142
		52025		459331	
CHARCOAL MADE FROM WOOD 1 U KINGDOM 990 U STATES	TON	85	85	18091	4143
		70	5363	512576	
		155	5448	530667	
CHURNS N O P WASHBOARDS 1 U KINGDOM 49 DENMARK 55 GERMANY W 85 SWEDEN 288 YUGO SLAV 990 U STATES		113		1450	4144
				6841	
		275		1343	
				2707	
		535		1036	
		1931		21509	
		2854		34886	
CLOTHES PINS AND PARTS 1 U KINGDOM 49 DENMARK 55 GERMANY W 67 ITALY 73 NETHRLNDS 85 SWEDEN 246 CZECHO S 516 HONG KONG 559 JAPAN	GROSS		2200	903	4145
		5500	48700	14862	
		200	200	153	
			1440	430	
		3000	20660	7333	
		1400	28140	9316	
			4000	947	
			913	363	
			102	591	
		10100	106355	34898	
CRUTCHES OR STAFFS 1 U KINGDOM 55 GERMANY W 990 U STATES				135	4146
				215	
		3429		33365	
		3429		33715	
DOORS WOOD 6 FT X 2 FT OR OVER 1 U KINGDOM 55 GERMANY W 73 NETHRLNDS 578 TAIWAN 990 U STATES	NO	535	3136	13730	4148
			2	58	
			105	969	
		2470	4052	29473	
		1172	14490	330277	
		4177	21785	374507	
FIBRE AND MANUFACTURES N O P 1 U KINGDOM 54 FRANCE 55 GERMANY W 67 ITALY 85 SWEDEN 258 GERMANY E 559 JAPAN 990 U STATES		4217		12987	4150
				2379	
		960		2507	
				471	
		478		4289	
				1459	
				3494	
		112255		882283	
		117910		909869	
FURNITURE MAINLY OF WOOD 1 U KINGDOM 43 AUSTRIA 44 BELG LUX 49 DENMARK 53 FINLAND 54 FRANCE 55 GERMANY W 64 IRELAND 67 ITALY 73 NETHRLNDS 76 NORWAY 78 PORTUGAL		25847		184455	4151
				638	
		1774		12592	
		124634		877266	
		1775		3528	
		2375		35033	
		21577		167607	
				1089	
		24576		148462	
		4115		52924	
		27969		166920	
		4361		14626	

IMPORTS BY COMMODITIES AND COUNTRIES

Commodity and Country	OCTOBER 1961		JANUARY TO OCTOBER 1961		Class Number
	Quantity	Value (\$)	Quantity	Value (\$)	
82 SPAIN		4038		14878	
85 SWEODEN		42761		247600	
86 SWITZRLND		144		4724	
246 CZECHO S		10848		90581	
262 HUNGARY				673	
277 POLANO		6350		39553	
288 YUGO SLAV		75168		215170	
355 ISRAEL				490	
385 UAR EGYPT				659	
415 KENYA				118	
473 MOROCCO				778	
516 HONG KONG		5205		173876	
519 INOIA		385		3478	
524 MALAYA				607	
553 CHINA COM				1230	
559 JAPAN		14240		155861	
774 PERU				315	
824 JAMAICA				3970	
864 GUATEMALA				1198	
874 MEXICO		56		2966	
990 U STATES		799389		6761895	
		1197587		9385760	
MATCHES OF WOOD					4152
1 U KINGDOM				1275	
53 FINLAND				1164	
55 GERMANY W				2016	
67 ITALY				4465	
73 NETHRLNDS				418	
76 NORWAY				1101	
85 SWEODEN		6811		65516	
246 CZECHO S				4970	
262 HUNGARY				599	
277 POLANO				358	
559 JAPAN		1515		5423	
990 U STATES		4537		25764	
		12863		113069	
MOULINGS OF WOOD					4153
44 BELG LUX				508	
55 GERMANY W		165		2191	
67 ITALY				330	
73 NETHRLNDS		115		1486	
76 NORWAY				362	
85 SWEODEN				458	
559 JAPAN				595	
990 U STATES		17497		110237	
		17777		116167	
SKIS RACQUETS AND FRAMES BATS					4154
1 U KINGDOM		7090		54190	
43 AUSTRIA		85186		277880	
44 BELG LUX		303		9646	
49 DENMARK				730	
53 FINLAND				960	
54 FRANCE		17885		78711	
55 GERMANY W		57391		232259	
67 ITALY		22138		46671	
73 NETHRLNDS				26373	
76 NORWAY		211		11733	
85 SWEDEN		36989		69900	
86 SWITZRLND		16846		45212	
246 CZECHO S		5354		17577	
288 YUGO SLAV		53539		109109	
516 HONG KONG				433	
519 INOIA				372	
527 PAKISTAN		1378		33291	
559 JAPAN		87401		409017	
614 AUSTRALIA		168		7739	
990 U STATES		91012		304522	
		482891		1736325	
WINDOW SASH OF WOOD					4155
990 U STATES		26788		188210	
		26788		188210	
WOOD BOXES CRATES AND SHOOKS					4156
1 U KINGDOM		15558		114547	
54 FRANCE		111		111	
55 GERMANY W				1104	
67 ITALY		1375		1541	
73 NETHRLNDS				101	
82 SPAIN		1590		5949	
85 SWEODEN				253	
288 YUGO SLAV		3469		3605	
559 JAPAN		518		7270	
848 CUBA				1134	
990 U STATES		31924		318832	
		54545		454447	
MANUFACTURES OF WOOD					4157
1 U KINGDOM		15352		139551	
43 AUSTRIA		974		2530	
44 BELG LUX		431		1164	
49 DENMARK		8023		29423	
53 FINLAND				75	
54 FRANCE		4882		33444	
55 GERMANY W		20830		107401	
67 ITALY		5315		57156	
73 NETHRLNDS		2559		9367	
76 NORWAY		203		4607	
82 SPAIN		2897		7245	

IMPORTS BY COMMODITIES AND COUNTRIES

Commodity and Country	OCTOBER 1961		JANUARY TO OCTOBER 1961		Class Number
	Quantity	Value (\$)	Quantity	Value (\$)	
85 SWEDEN		3373		31724	
86 SWITZRLND		75		1257	
246 CZECHO S		998		9637	
258 GERMANY E		595		1960	
277 POLAND		2885		17651	
287 U S S R				22582	
288 YUGO SLAV		18009		52733	
355 ISRAEL				447	
415 KENYA		745		3418	
425 TANGANYKA		1309		2960	
427 UN SO AFR				215	
513 CEYLON				878	
516 HONG KONG		3610		22745	
519 INDIA		663		3997	
527 PAKISTAN				1199	
553 CHINA COM		59		515	
556 INDONESIA				519	
559 JAPAN		108441		590529	
578 TAIWAN		1384		34311	
614 AUSTRALIA				465	
622 NEW ZEAL				443	
777 SURINAM		5895		40500	
874 MEXICO		83		2105	
990 U STATES		450793		4289558	
BOWLS TRAYS AND DISHES OF WOOD		660383		5524311	4158
1 U KINGDOM		344		2333	
43 AUSTRIA				174	
49 DENMARK		5128		22234	
54 FRANCE		1345		11112	
55 GERMANY W		133		3992	
67 ITALY		807		7079	
73 NETHRLNDS		252		252	
76 NORWAY				786	
85 SWEDEN		1220		13935	
86 SWITZRLND				249	
246 CZECHO S				82	
288 YUGO SLAV		86		1080	
415 KENYA				51	
516 HONG KONG		374		2073	
519 INDIA		254		2276	
559 JAPAN		21575		186666	
567 PHIL		275		5461	
867 HAITI				341	
990 U STATES		11527		59313	
PLAYING CARD STOCK		43320		319489	4159
CARD STOCK BRISTOL BOARD M O P	LB				
1 U KINGDOM			5067	886	
55 GERMANY W	14440	10375	54991	34283	
73 NETHRLNDS			32167	5454	
85 SWEDEN			19838	1735	
990 U STATES	312068	62335	3847262	755580	
	326508	72710	3959325	797938	4161
CHIPBOARD NEWS BOARD	LB				
1 U KINGDOM			4480	265	
44 BELG LUX			113911	10499	
73 NETHRLNDS			23906	1143	
990 U STATES	4890116	408298	41913515	3502714	
	4890116	408298	42055812	3514621	4162
LEATHER BOARD LEATHEROID MFRS	LB				
1 U KINGDOM	75251	15570	278543	54054	
54 FRANCE	19075	5347	525854	119322	
55 GERMANY W	510	102	2317	889	
67 ITALY			22419	8979	
990 U STATES	14191	3492	144764	36784	
	109027	24511	973897	220028	4163
MILLBOARD AND BINDERS BOARD	LB				
1 U KINGDOM			22726	4633	
990 U STATES	258474	24450	2827511	250578	
	258474	24450	2850237	255211	4164
PULPBOARD FOR MFR OF WALLBOARD	LB				
990 U STATES	5096300	229263	46770391	2145694	
	5096300	229263	46770391	2145694	4165
PULPBOARD TO WRAP ROLLS PAPER	LB				
990 U STATES	1116769	86959	7813672	552448	
	1116769	86959	7813672	552448	4166
HARDBOARD	LB				
44 BELG LUX			17535	898	
53 FINLAND	1411363	49426	5622645	193995	
54 FRANCE	320393	5185	746507	18296	
76 NORWAY	60987	2726	1016638	34046	
85 SWEDEN	2334582	80336	10928623	390137	
277 POLAND	305378	5778	995717	19148	
990 U STATES	373587	32276	2666902	316306	
	4806290	175727	21994567	972826	4168
BUILDING AND INSULATING BOARD	LB				
1 U KINGDOM			2640	433	
43 AUSTRIA			50154	1021	
53 FINLAND	351467	8403	1341259	34764	
54 FRANCE			22671	2305	
67 ITALY			20944	847	
76 NORWAY	608857	22272	4783041	173504	
85 SWEDEN	161470	5728	527311	18737	
277 POLAND			78025	957	

IMPORTS BY COMMODITIES AND COUNTRIES

Commodity and Country	OCTOBER 1961		JANUARY TO OCTOBER 1961		Class Number
	Quantity	Value (\$)	Quantity	Value (\$)	
990 U STATES	838489	72154	10006778	877821	
PULPBOARD OTHER FIBREBOARD NOP	1952283	108557	16832823	1110389	4170
1 U KINGDOM	7809	1953	122678	21437	
44 BELG LUX	6122	514	8207	925	
49 DENMARK			3446	408	
53 FINLAND			16000	1194	
55 GERMANY W	7099	798	7099	798	
67 ITALY			5295	257	
73 NETHRLNDS			25727	1947	
85 SWEDEN			3228	1108	
990 U STATES	1074727	226713	9723160	1880055	
ELECTRIC INSULATING PRESSBOARD	1095757	229978	9914840	1908129	4171
1 U KINGDOM	11798	2647	100196	23120	
85 SWEDEN	20950	2375	84516	13603	
86 SWITZRLND			64576	11504	
990 U STATES	92825	23816	692492	178016	
ROOFING FELT NOT COATED	125573	28838	941780	226243	4172
990 U STATES	1503553	48055	15660296	502543	
PRESSBOARD N O P	1503553	48055	15660296	502543	4173
1 U KINGDOM			17686	3088	
85 SWEDEN			6985	1139	
990 U STATES	251138	56231	3249176	509855	
SHOEBOARDS	251138	56231	3273847	514082	4174
1 U KINGDOM	17816	2001	308132	47801	
44 BELG LUX	118210	23244	837161	163719	
54 FRANCE			25240	5205	
55 GERMANY W	5071	1227	80022	16523	
990 U STATES	53291	18000	1092677	327024	
PAPERBOARD FOR SHOEBOARDS	194388	44472	2343232	560272	4175
990 U STATES	61008	10240	600486	95969	
GYPSUM BOARD LATH ROCK LATH	61008	10240	600486	95969	4176
990 U STATES	12000	230	372096	10965	
LINER BOARD	12000	230	372096	10965	4177
990 U STATES	1194458	71338	13852048	895982	
CORRUGATING CONTAINR BOARD NOP	1194458	71338	13852048	895982	4178
990 U STATES	3544069	187424	24022081	1251059	
SOLID BLEACHED BOARD	3544069	187424	24022081	1251059	4180
53 FINLAND			20000	1487	
990 U STATES	2728082	285556	20121031	2057408	
BOOK PAPER FOR PERIODICALS	2728082	285556	20141031	2058895	4181
1 U KINGDOM			1900	458	
990 U STATES	51919	6880	1183055	141816	
BOOK PRINTING LITHO PAPER NOP	51919	6880	1184955	142274	4182
1 U KINGDOM	5094	984	36000	9695	
67 ITALY			829	362	
73 NETHRLNDS	9362	2052	25285	5813	
990 U STATES	554566	108558	3850908	801257	
BOOK PRINTING PAPER COATED NOP	569022	111594	3913022	817127	4183
1 U KINGDOM	222	126	29642	9721	
990 U STATES	478343	157457	5373431	1546134	
COATED PAPERS FOR PERIODICALS	478565	157583	5403073	1555855	4184
85 SWEDEN	14490	1933	29511	4701	
443 ALGERIA			31938	4298	
990 U STATES	458976	64466	5356737	744830	
COVER PAPERS NOT PASTED COATED	473466	66399	5418186	753829	4185
1 U KINGDOM	11178	5604	94221	43302	
990 U STATES	73657	22920	563831	155636	
COVER PAPERS PASTED COATED	84835	28524	658052	198938	4186
1 U KINGDOM	376	230	37791	18053	
990 U STATES	33254	14659	340901	129946	
SURFACE COATED PAPER N O P	33630	14889	378692	147999	4187
1 U KINGDOM	68414	40721	581410	325790	
54 FRANCE			325	304	
55 GERMANY W			22391	16850	
73 NETHRLNDS			615	314	
85 SWEDEN			1628	218	
990 U STATES	148604	85383	2386827	1323669	
CARBON PAPER	217018	126104	2993196	1667145	4188
1 U KINGDOM	7577	9542	57411	59845	
43 AUSTRIA			8089	5690	
54 FRANCE	145	245	759	1168	
990 U STATES	58031	36373	514360	318326	
WAXED PAPER FOR WRAPPING	65753	46160	580619	385029	4190
1 U KINGDOM			19668	5746	
44 BELG LUX			2294	842	
954 ST PIERRE			893	669	
990 U STATES	122354	66980	1133530	476959	
	122354	66980	1156385	484216	

IMPORTS BY COMMODITIES AND COUNTRIES

Commodity and Country	OCTOBER 1961		JANUARY TO OCTOBER 1961		Class Number
	Quantity	Value (\$)	Quantity	Value (\$)	
GREASEPROOF AND GLASSINE PAPER 990 U STATES	LB 13049	4598	319292	92145	4191
TISSUE WRAPPING PAPER	LB 13049	4598	319292	92145	4192
43 AUSTRIA			8273	1990	
55 GERMANY W	534	142	534	142	
990 U STATES	6079	1674	190223	43501	
	6613	1816	199030	45633	
VEGETABLE PARCHMENT PAPER	LB 14182	3544	75474	17688	4193
1 U KINGDOM	4083	1470	62582	23166	
990 U STATES	18265	5014	138056	40854	
WRAPPING PAPER KRAFT	LB 506819	50809	85716	6964	4195
85 SWEDEN			3372465	369259	
990 U STATES	506819	50809	3458181	376223	
WRAPPING PAPER OILED COATED	LB 166228	63570	861	236	4196
1 U KINGDOM			8035	1014	
85 SWEDEN			1357833	437236	
990 U STATES	166228	63570	1366729	438486	
WRAPPING PAPER ALL KINDS N O P	LB 9689	1158	67115	12452	4197
1 U KINGDOM			671884	73927	
53 FINLAND			102152	14091	
76 NORWAY			19434	2470	
85 SWEDEN			1374167	347023	
990 U STATES	109821	35713	2234752	449963	
	119510	36871			
DUPLEX BACKING PAPER	LB 69915	35639	588581	296320	4198
990 U STATES	69915	35639	588581	296320	
WRAPPER SHEETS AND HEADS	LB 286932	34222	2068507	249407	4200
990 U STATES	286932	34222	2068507	249407	
BOND AND LEDGER PAPERS UNCUT	LB 95171	22361	5497	3990	4201
1 U KINGDOM			6863	2795	
67 ITALY			1586	1543	
76 NORWAY			2519388	440530	
990 U STATES	95171	22361	2533334	448858	
	95171	22361			
ENVELOPES	M 3	70	528	2037	4202
1 U KINGDOM			69	367	
44 BELG LUX			306	1854	
55 GERMANY W	27	241	518	4311	
67 ITALY			104	492	
73 NETHRLNDS			950	1411	
76 NORWAY	225	327	290	846	
85 SWEDEN			41171	249939	
990 U STATES	4841	34803	43936	261257	
	5096	35441			
ONION SKIN AND MANIFOLD PAPER	LB 5063	1291	31025	10104	4203
1 U KINGDOM	3483	1660	8280	3965	
55 GERMANY W	79931	46389	667268	389039	
990 U STATES	88477	49340	706573	403108	
BOXED PAPER AND PAPETERIES	LB 1914	1364	19005	12928	4204
1 U KINGDOM	1537	928	2440	1620	
43 AUSTRIA			7097	6821	
54 FRANCE			3864	2485	
55 GERMANY W			1962	1079	
73 NETHRLNDS			20350	6878	
85 SWEDEN			5867	4133	
86 SWITZRLND	211	178	368432	246611	
990 U STATES	45248	30561	429017	282555	
	48910	33031			
WASTE PAPER	CWT 66623	159234	697832	1624475	4209
990 U STATES	66623	159234	697832	1624475	
ELECTRIC CABLE INSULATG PAPER	LB 15521	5917	44009	12030	4210
1 U KINGDOM	25995	4610	25995	4610	
53 FINLAND	3500	1850	16468	6157	
55 GERMANY W			25668	4045	
67 ITALY			1807969	896856	
990 U STATES	158272	73147	1920109	923698	
	203288	85524			
PHOTOGRAPHERS PAPERS		19226		131510	4211
1 U KINGDOM				1840	
43 AUSTRIA				1133665	
44 BELG LUX		78319		28064	
54 FRANCE				351642	
55 GERMANY W		33649		34092	
67 ITALY				4702	
86 SWITZRLND				3595243	
990 U STATES		332808		5280758	
		464002			
BLOTTING PAPER NOT PRINTED	LB 200	57	5797	2108	4212
1 U KINGDOM	28539	11986	258260	84187	
990 U STATES	28739	12043	264057	86295	
CIGARETTE PAPER UNGUMMED	LB 378608	191092	2864358	1389661	4213
990 U STATES	378608	191092	2864358	1389661	
CIGARETTE PAPERS IN PACKETS	M 600	13330	6700	131959	4215
54 FRANCE	50	1760	905	21490	
990 U STATES	650	15090	7605	153449	

IMPORTS BY COMMODITIES AND COUNTRIES

Commodity and Country	OCTOBER 1961		JANUARY TO OCTOBER 1961		Class Number
	Quantity	Value (\$)	Quantity	Value (\$)	
CREPE PAPER DECORATIVE ROLLS	LB				4216
1 U KINGDOM			8838	1424	
990 U STATES	150	285	10582	4720	
GUMMED PAPER	LB		19420	6144	4217
1 U KINGDOM	24076	8056	130844	42238	
55 GERMANY W	1000	412	1920	695	
990 U STATES	176839	90758	1647884	759863	4218
HANGINGS OR WALL PAPER	LB		1780648	802796	
1 U KINGDOM	16960	4175	94158	26768	
54 FRANCE	130	53	183	318	4219
516 HONG KONG	70	77	70	77	
559 JAPAN	5184	8234	16710	24364	
990 U STATES	33751	31991	805851	464884	4220
PAPER FOR SHOT SHELLS GUN WADS	LB		916972	516411	
1 U KINGDOM			27580	3628	
990 U STATES	85488	22896	437258	118519	4221
PAPIERMACHE WARE N O P	LB		464838	122147	
1 U KINGDOM			5266	1859	
55 GERMANY W	276	332	931	900	4222
67 ITALY			1096	634	
559 JAPAN	3806	1252	13482	4333	
990 U STATES	16189	3691	175153	50354	4223
PAPER OECALCOMANIA	LB		195928	58080	
1 U KINGDOM	13390	4736	79407	29325	
990 U STATES	457	220	69189	42653	4224
PAPER MATRIX FOR PRINTING	LB		148596	71978	
1 U KINGDOM			5516	557	
73 NETHRLNDS			172	155	4225
990 U STATES	132660	65795	1101462	540969	
PAPER MATTING	LB		1107150	541681	
990 U STATES	13972	6323	164650	81719	4226
PAPER PHOTO BARYTA COATED	LB		164650	81719	
1 U KINGDOM					
990 U STATES	649	884	1982	2544	4227
SHINGLES OF PAPER OR FELT	LB		2204740	930999	
990 U STATES	207178	91565	2206722	933543	
ROOFING SHEATHING PAPER PREPRO	LB				4228
1 U KINGDOM					
990 U STATES	63375	2221	306924	9555	
TISSUE PAPER N O P	LB		306924	9555	4229
1 U KINGDOM					
990 U STATES	11685	1362	50152	4217	
55 GERMANY W	584218	68974	5328331	600195	4230
TOWELS AND NAPKINS PLAIN	LB		5378483	604412	
990 U STATES	595903	70336			
TOILET PAPER	LB				4231
1 U KINGDOM					
990 U STATES	7128	1510	12674	3250	
TOWELS AND NAPKINS PLAIN	LB				4232
49 DENMARK					
990 U STATES	205575	37450	1422029	267996	
WAXED STENCIL PAPER	LB				4233
1 U KINGDOM					
990 U STATES	212703	38960	1436399	272220	
ALL KINDS OF PAPER N O P	LB				4234
1 U KINGDOM					
990 U STATES	114664	17273	1600856	196865	
ABSORB TISSUE WADNG STOCK NOP	LB				4235
990 U STATES	114664	17273	1605584	197902	
PAPER NAPKINS N O P	LB				
1 U KINGDOM					4236
43 AUSTRIA					
990 U STATES	49836	17093	615497	142569	
WAXED STENCIL PAPER	LB				4237
43 AUSTRIA					
990 U STATES	49836	17093	618894	143820	
ALL KINDS OF PAPER N O P	LB				4238
1 U KINGDOM					
990 U STATES	66559	58533	466901	411812	
43 AUSTRIA	701	411	35296	16795	4239
49 DENMARK	1631	1645	24631	17568	
55 GERMANY W			2246	1455	
990 U STATES	8466	9950	55753	75261	4240
ALL KINDS OF PAPER N O P	LB				
1 U KINGDOM					
990 U STATES	77357	70539	584827	522891	4241
44 BELG LUX					
54 FRANCE					
55 GERMANY W					4242
67 ITALY					
73 NETHRLNDS					
76 NORWAY					4243
86 SWITZRLND	444	311	3840	3332	
559 JAPAN	1550	2244	5218	5234	
578 TAIWAN			1891	1930	4244
990 U STATES	1059651	411208	7392289	2829756	
ABSORB TISSUE WADNG STOCK NOP	LB				
990 U STATES	1078847	419024	7781751	2911669	4245
PAPER NAPKINS N O P	LB				
1 U KINGDOM					
990 U STATES	348265	79858	2105622	490254	4246
43 AUSTRIA					
990 U STATES	348265	79858	2105622	490254	
PAPER NAPKINS N O P	LB				4247
1 U KINGDOM					
990 U STATES	4481	2224	24197	12204	
43 AUSTRIA	1962	642	8903	3702	4248
49 DENMARK	6711	3590	60762	20707	
55 GERMANY W	9797	5090	28305	15097	
559 JAPAN	603	724	6097	4941	4249
990 U STATES	43541	17483	437948	173265	
CARBONIZING TISSUE PAPER	LB				
1 U KINGDOM					4250
990 U STATES	67095	29753	566212	229916	
CARBONIZING TISSUE PAPER	LB				
1 U KINGDOM					4251
990 U STATES	10118	7262	282405	194118	

IMPORTS BY COMMODITIES AND COUNTRIES

Commodity and Country	OCTOBER 1961		JANUARY TO OCTOBER 1961		Class Number
	Quantity	Value (\$)	Quantity	Value (\$)	
990 U STATES	363169	86041	2634859	624129	
CABLE INSULATING PAPER N O P	373287	93303	2917264	818247	
1 U KINGDOM	LB 5000	1387	23484	5759	4237
53 FINLAND	187478	27768	197184	29175	
67 ITALY	10712	2929	47342	8557	
85 SWEODEN	8770	1068	58793	6957	
990 U STATES	20375	9948	183730	71422	
CASH REGISTER PAPER	232335	43100	510533	121870	
55 GERMANY W	LB 8848	1827	8848	1827	4238
990 U STATES	6722	4478	217759	66773	
FILTER PAPER	15570	6305	226607	68600	
1 U KINGDOM	LB 328	180	42051	20221	4239
54 FRANCE			1047	401	
55 GERMANY W			3392	1646	
990 U STATES	139511	109318	1159218	1060498	
TABULATING PAPER AND STOCK	139839	109498	1205708	1082766	
990 U STATES	LB 234181	27289	2044687	222853	4240
BAGS AND SACKS OF PAPER	234181	27289	2044687	222853	
1 U KINGDOM	LB 1500	200	9784	5256	4241
44 BELG LUX	547	83	23854	7152	
55 GERMANY W	1968	664	6866	4702	
67 ITALY			908	1222	
73 NETHRLNDS			4078	786	
559 JAPAN			1603	924	
990 U STATES	691168	149981	5326275	1225629	
PAPER PROTECTORS FOR PLANTS	695183	150928	5373368	1245671	
1 U KINGDOM				17672	4242
73 NETHRLNDS		489		489	
990 U STATES		574		47491	
CONTAINERS PAPERBOARD N O P		1063		65652	
1 U KINGDOM	LB 23983	11402	239563	71333	4243
43 AUSTRIA	944	334	3225	1155	
49 DENMARK	296	50	928	329	
54 FRANCE	273	266	2643	1357	
55 GERMANY W			3137	1650	
67 ITALY	350	71	1279	1002	
73 NETHRLNDS			12430	3777	
85 SWEDEN	4308	8121	4558	8232	
516 HONG KONG	1780	565	2780	1308	
559 JAPAN	1800	567	7821	2901	
990 U STATES	1031709	346422	10153196	3256280	
MILK BOTTLE CAPS OF PAPER	1065443	367798	10431560	3349324	
990 U STATES		208		1628	4244
PAPER TUBES AND CONES FOR YARN		208		1628	
1 U KINGDOM	LB 592	248	9082	2015	4245
55 GERMANY W	2902	3038	10234	9755	
990 U STATES	64882	22600	675374	210657	
PAPER PATTERNS BOOT AND SHOE	68376	25886	694690	222427	
990 U STATES				4673	4246
TWINE OR YARN OF PAPER				4673	
85 SWEDEN	LB		29828	4163	4248
990 U STATES	78540	17001	614744	133326	
MANUFACTURES OF PAPER N O P	78540	17001	644572	137489	
1 U KINGDOM		34577		274089	4252
43 AUSTRIA		810		6067	
44 BELG LUX		1152		3142	
49 DENMARK		3775		10385	
54 FRANCE		105		7989	
55 GERMANY W		6509		70454	
64 IRELAND				10396	
67 ITALY		164		2259	
73 NETHRLNDS		269		8773	
76 NORWAY				1887	
85 SWEDEN				2884	
86 SWITZRLND		199		9722	
258 GERMANY E				1028	
516 HONG KONG		224		2498	
559 JAPAN		22773		76510	
886 P RICO				526	
990 U STATES		722753		6047348	
PAPER CORES		793310		6535957	
990 U STATES	LB 254230	21953	2539649	206510	4253
PAPER CUPS DISHES TABLEWARE	254230	21953	2539649	206510	
1 U KINGDOM		383		6771	4254
559 JAPAN		488		1574	
990 U STATES		52553		750009	
PAPER DOILIES AND LACE PAPER		53424		758354	
1 U KINGDOM	LB 10136	5532	72386	41521	4255
49 DENMARK	851	553	3994	1985	
55 GERMANY W	230	101	230	101	
990 U STATES	28809	12423	336165	176357	
	40026	18609	412775	219964	

IMPORTS BY COMMODITIES AND COUNTRIES

Commodity and Country	OCTOBER 1961		JANUARY TO OCTOBER 1961		Class Number
	Quantity	Value (\$)	Quantity	Value (\$)	
PAPER NOVELTIES FLOWERS GAMES					4 256
1 U KINGDOM		288 37		100 597	
43 AUSTRIA		2 72		6 36	
49 DENMARK		68		10 782	
54 FRANCE				105	
55 GERMANY W		90		14 608	
67 ITALY				33 10	
73 NETHRLNDS				314	
86 SWITZRLND				133	
258 GERMANY E				6 666	
516 HONG KONG				7 43	
559 JAPAN		41 79		460 37	
990 U STATES		393 98		368 913	
		728 44		5528 44	
PAPER PATTERNS N O P					4 257
1 U KINGDOM		140		140	
54 FRANCE				19 40	
990 U STATES		567 66		488 959	
		569 06		491 039	
SHIPPING CONTAINERS	LB				4 258
1 U KINGDOM			268 050	155 70	
55 GERMANY W			5024	314	
954 ST PIERRE			7941	22 15	
990 U STATES	63 1264	723 69	739 9191	803 185	
	63 1264	723 69	768 0206	821 284	
TRAYS FOR PACKAGING APPLES	LB				4 259
990 U STATES	238 456	345 37	90 3160	127 499	
	238 456	345 37	90 3160	127 499	
PAPER MATCHES					4 260
1 U KINGDOM				974	
67 ITALY				105 56	
73 NETHRLNDS		115		859	
277 POLAND				1057	
559 JAPAN		220		21 145	
990 U STATES		256 01		265 513	
		259 36		300 104	
ADMIRALTY CHARTS MANUSCRIPTS					4 262
1 U KINGDOM		26 91		59 81	
54 FRANCE				687	
73 NETHRLNDS				197	
86 SWITZRLND				26 93	
614 AUSTRALIA				399	
874 MEXICO		930		18 17	
990 U STATES		28 86		536 29	
		65 07		654 03	
BLUEPRINTS N O P AND HYDRO PLANS					4 263
1 U KINGDOM		62 27		2290 22	
44 BELG LUX				1551	
54 FRANCE		2878		72 27	
55 GERMANY W		459		928	
73 NETHRLNDS				297	
76 NORWAY				73 11	
85 SWEDEN				411	
86 SWITZRLND		460		784	
427 UN SO AFR				100	
990 U STATES		200 537		4964 594	
		210 561		5212 225	
MUSIC					4 265
1 U KINGDOM		3613		270 36	
54 FRANCE		739		96 56	
55 GERMANY W		124		16 35	
67 ITALY		363		2887	
262 HUNGARY				226	
990 U STATES		383 72		306 503	
		432 11		3479 43	
NEWSPAPER OR COMIC SECTIONS					4 266
990 U STATES		1607 35		1349 784	
		1607 35		1349 784	
MAGAZINES NEWSPAPERS UNBOUND					4 267
1 U KINGDOM		249 16		2587 36	
44 BELG LUX		1065		144 09	
54 FRANCE		839 20		4746 35	
55 GERMANY W		3838		4668 88	
59 GREECE		350		1350	
67 ITALY		244 21		1675 98	
73 NETHRLNDS		1077		124 35	
86 SWITZRLND		105		118 46	
516 HONG KONG		1664		232 96	
559 JAPAN		574		34 703	
990 U STATES		3090 228		26280 468	
		3232 158		27326 164	
PHOTOGRAPHS NEWS ILLUSTRATION					4 268
1 U KINGDOM		85		879	
54 FRANCE		588		41 71	
67 ITALY		112		112	
422 RHOD NYAS		144		144	
449 CONGO				576	
559 JAPAN		88		248	
990 U STATES		669		9078	
		1686		15208	
PHOTOGRAPHS CHROMOS N O P					4 269
1 U KINGDOM		171 20		132883	
43 AUSTRIA		584		1525	
44 BELG LUX		414		1964	
49 DENMARK		679		1957	
54 FRANCE		481		9398	

IMPORTS BY COMMODITIES AND COUNTRIES

Commodity and Country	OCTOBER 1961		JANUARY TO OCTOBER 1961		Class Number
	Quantity	Value (\$)	Quantity	Value (\$)	
55 GERMANY W		2726		31599	
67 ITALY		557		2487	
73 NETHRLNDS		397		10542	
82 SPAIN		119		119	
85 SWEDEN				397	
86 SWITZRLND		173		12619	
262 HUNGARY				203	
427 UN SO AFR				345	
516 HONG KONG		95		1800	
553 CHINA COM				478	
559 JAPAN		4142		36672	
614 AUSTRALIA		72		437	
874 MEXICO		185		955	
990 U STATES		292446		2254182	
		320190		2500562	
PHOTOGRAPHS FOR REPRODUCTION					4271
1 U KINGDOM				1899	
73 NETHRLNDS				332	
990 U STATES		9578		120803	
		9578		123034	
TRANSFERS DECALCOMANIA					4272
1 U KINGDOM		5197		28759	
55 GERMANY W		75		75	
559 JAPAN		907		2318	
990 U STATES		26610		263821	
		32789		294973	
PAPER FOR DUPLICATING MACHINES	LB				4290
1 U KINGDOM			4266	4315	
990 U STATES	138277	77933	1121395	582465	
	138277	77933	1125661	586780	
ADVERTISING AND PRINTED MATTER	LB				4291
1 U KINGDOM	31251	34553	424459	498095	
43 AUSTRIA	120	137	979	1621	
44 BELG LUX	128	176	4969	3552	
49 DENMARK	151	415	3886	5631	
54 FRANCE	3344	2349	58537	37990	
55 GERMANY W	85109	46807	375994	267436	
64 IRELAND			506	300	
67 ITALY	346	326	10317	7363	
73 NETHRLNDS	1536	2016	49501	45442	
76 NORWAY	100	75	1048	945	
82 SPAIN			88	134	
85 SWEDEN	1533	1678	32511	27756	
86 SWITZRLND	12138	9272	36383	30418	
246 CZECHOS	117	104	998	866	
287 U S S R			538	578	
516 HONG KONG	512	712	4583	5324	
559 JAPAN	10596	6453	22552	17325	
614 AUSTRALIA	40	405	731	1088	
874 MEXICO	132	132	940	1195	
990 U STATES	737388	725502	6473686	6376128	
	884541	831112	7503206	7329187	
PRINTED MATTER N O P					4292
1 U KINGDOM		19534		137044	
43 AUSTRIA				281	
44 BELG LUX				426	
49 DENMARK		177		1804	
54 FRANCE		98		2306	
55 GERMANY W		3974		31573	
67 ITALY		476		2456	
73 NETHRLNDS		595		9359	
85 SWEDEN		172		1811	
86 SWITZRLND		589		5355	
277 POLAND				456	
516 HONG KONG				1502	
559 JAPAN		10286		75668	
990 U STATES		456494		3331314	
		492395		3601355	
CARDS FOR PLAYING	PACK				4293
1 U KINGDOM	7451	2981	21603	8051	
43 AUSTRIA	44808	11089	92430	23938	
44 BELG LUX			25827	5492	
49 DENMARK			1152	190	
55 GERMANY W			4367	1133	
67 ITALY			11942	3176	
82 SPAIN			6984	1833	
262 HUNGARY			3120	235	
559 JAPAN	400	131	1670	550	
990 U STATES	5335	5916	220792	70448	
	57994	20117	389887	115046	
HAND MADE DRAWINGS OR DESIGNS					4294
1 U KINGDOM		716		1086	
54 FRANCE				3616	
55 GERMANY W				5862	
67 ITALY				1574	
990 U STATES		3832		69573	
		4548		81711	
LABELS TAGS TICKETS					4295
1 U KINGDOM		11601		86079	
49 DENMARK		69		1097	
54 FRANCE		488		2168	
55 GERMANY W				5436	
67 ITALY				1229	
73 NETHRLNDS		169		3819	
316 CYPRUS				138	
443 ALGERIA				204	

IMPORTS BY COMMODITIES AND COUNTRIES

Commodity and Country	OCTOBER 1961		JANUARY TO OCTOBER 1961		Class Number
	Quantity	Value (\$)	Quantity	Value (\$)	
559 JAPAN		1213		18198	
614 AUSTRALIA				595	
744 ARGENTINA				630	
769 PARAGUAY				573	
824 JAMAICA				1392	
990 U STATES		123762		1122328	
		137302		1243886	
PICTORIAL POST CARDS FOLDERS	LB				4296
1 U KINGDOM	25750	25939	39433	44714	
43 AUSTRIA	37	136	415	689	
44 BELG LUX			1487	1857	
49 DENMARK	2956	4240	9555	10449	
54 FRANCE	232	328	6198	6899	
55 GERMANY W	3114	3699	44749	53438	
59 GREECE	15	72	72	131	
67 ITALY	1419	1652	9662	9556	
73 NETHRLNDS	118	115	569	675	
82 SPAIN	924	1240	5901	7369	
85 SWEDEN			276	221	
86 SWITZRLND	128	153	1431	2453	
355 ISRAEL	120	139	1250	6062	
516 HONG KONG	216	435	361	707	
519 INDIA	480	520	480	520	
559 JAPAN	198	119	5512	2831	
990 U STATES	177934	220083	1436529	1517440	
	213641	258870	1563880	1666011	
BIBLES PRAYER BOOKS HYMN BOOKS					4301
1 U KINGDOM		46818		467603	
43 AUSTRIA				1119	
44 BELG LUX		24564		212948	
49 DENMARK				142	
54 FRANCE		10517		105637	
55 GERMANY W		4230		32693	
59 GREECE				100	
64 IRELAND				771	
67 ITALY		6561		82867	
73 NETHRLNDS		2961		7576	
82 SPAIN		2330		10482	
86 SWITZRLND				2683	
246 CZECHO S				142	
355 ISRAEL		376		2737	
559 JAPAN		1334		1958	
614 AUSTRALIA				137	
874 MEXICO				752	
990 U STATES		326811		2741043	
		426502		3671390	
BLANK BOOKS RULED OR PLAIN					4302
1 U KINGDOM		6009		9639	
55 GERMANY W		716		2015	
559 JAPAN		2448		17012	
990 U STATES		4658		30281	
		13831		58947	
BOOKS OVER 12 YEARS OLD					4303
1 U KINGDOM				1776	
64 IRELAND				844	
990 U STATES		3105		12426	
		3105		15046	
TEXT BOOKS FOR SCHOOLS COLLEGE					4305
1 U KINGDOM		9239		199796	
44 BELG LUX		2709		12932	
49 DENMARK				4275	
54 FRANCE		11314		160995	
55 GERMANY W		477		4612	
59 GREECE				491	
67 ITALY		501		5940	
73 NETHRLNDS		3418		26138	
82 SPAIN				162	
85 SWEDEN				280	
86 SWITZRLND				2543	
519 INDIA				1347	
559 JAPAN		1328		7867	
614 AUSTRALIA				422	
990 U STATES		903484		10865954	
		932470		11293754	
BOOKS NOVELS FICTION					4306
1 U KINGDOM		11643		84016	
990 U STATES		13610		112108	
		25253		196124	
BOOKS SCIENCE FOR LIBRARIES					4307
1 U KINGDOM		43583		424339	
43 AUSTRIA		94		155	
44 BELG LUX		490		10165	
49 DENMARK				1104	
53 FINLAND		51		51	
54 FRANCE		7662		87925	
55 GERMANY W		3549		33262	
64 IRELAND				137	
67 ITALY		293		5675	
73 NETHRLNDS		2532		45158	
82 SPAIN				248	
85 SWEDEN		364		2740	
86 SWITZRLND		4613		53729	
246 CZECHO S				264	
287 U S S R				9518	
427 UN SO AFR				1252	
519 INDIA		85		449	

IMPORTS BY COMMODITIES AND COUNTRIES

Commodity and Country	OCTOBER 1961		JANUARY TO OCTOBER 1961		Class Number
	Quantity	Value (\$)	Quantity	Value (\$)	
559 JAPAN		220		3580	
614 AUSTRALIA		100		927	
990 U STATES		1021051		8943643	
BOOKS GOVERNMENT ASSOCIATION		1084687		9624521	
1 U KINGDOM		4665		105421	4308
43 AUSTRIA				5002	
44 BELG LUX				1554	
49 DENMARK				273	
54 FRANCE		1261		27006	
55 GERMANY W		1290		6511	
64 IRELAND		73		495	
67 ITALY		2166		28119	
73 NETHRLNDS		2641		12602	
82 SPAIN				150	
86 SWITZRLND		811		8015	
427 UN SO AFR		50		50	
513 CEYLON				825	
516 HONG KONG				134	
519 INDIA		1589		16183	
559 JAPAN				4437	
614 AUSTRALIA		438		4269	
848 CUBA		466		466	
874 MEXICO				1134	
990 U STATES		65509		441136	
FREIGHT RATES FOR RAILWAYS		80959		663782	
1 U KINGDOM				3387	4309
54 FRANCE				1022	
55 GERMANY W				162	
67 ITALY				308	
73 NETHRLNDS				148	
86 SWITZRLND				210	
614 AUSTRALIA		53		193	
990 U STATES		5979		71928	
BOOKS PRINTED PERIODICALS NOP		6032		77358	
1 U KINGDOM		277001		2569800	4310
43 AUSTRIA				107	
49 DENMARK		202		782	
53 FINLAND				318	
54 FRANCE		193		33381	
55 GERMANY W		1598		12416	
67 ITALY				1600	
73 NETHRLNDS		1168		19496	
85 SWEDEN		377		3312	
86 SWITZRLND				735	
246 CZECHO S		465		465	
262 HUNGARY		664		2242	
287 U S S R		68		2856	
427 UN SO AFR				162	
559 JAPAN		120		4336	
614 AUSTRALIA		150		1045	
990 U STATES		1097988		8846544	
BOOKS EXCEPT ENGLISH LANGUAGE		1379994		11499597	
1 U KINGDOM		6850		13127	4311
43 AUSTRIA		640		1183	
44 BELG LUX		79340		433414	
49 DENMARK		115		315	
53 FINLAND		335		2942	
54 FRANCE		311573		3137523	
55 GERMANY W		17031		135967	
59 GREECE				167	
67 ITALY		403		41911	
73 NETHRLNDS		11756		73286	
76 NORWAY				187	
82 SPAIN				346	
85 SWEDEN		1902		5578	
86 SWITZRLND		407		37937	
245 BULGARIA				58	
246 CZECHO S				191	
262 HUNGARY		440		5176	
277 POLAND				125	
287 U S S R				2919	
288 YUGO SLAV		230		230	
355 ISRAEL		78		2673	
516 HONG KONG		60		360	
559 JAPAN		124		940	
744 ARGENTINA				1653	
990 U STATES		29970		333688	
		461254		4231896	

IMPORTS BY COMMODITIES AND COUNTRIES

Commodity and Country	OCTOBER 1961		JANUARY TO OCTOBER 1961		Class Number
	Quantity	Value (\$)	Quantity	Value (\$)	
GROUP 5					
IRON AND ITS PRODUCTS					
IRON ORE	TON				5001
67 ITALY			336	1213	
752 BRAZIL	50192	479092	137271	1382169	
990 U STATES	542889	5918782	3957528	40912855	
	593081	6397874	4095135	42296237	
FERRO TUNGSTEN	CWT				5010
1 U KINGDOM			4454	217796	
43 AUSTRIA			66	6836	
44 BELG LUX	303	28491	583	62037	
78 PORTUGAL			61	7346	
990 U STATES			12	1953	
	303	28491	5176	295968	
PIG IRON FOR AGRIC IMPLEMENTS	TON				5011
PIG IRON N O P	TON				5012
1 U KINGDOM			96	6670	
614 AUSTRALIA			122	7278	
990 U STATES			107	6390	
			325	20338	
FERRO MANG UNDER 1 PC SILICON	CWT				5013
1 U KINGDOM			972	11724	
54 FRANCE	1122	15866	4439	85287	
427 UN SO AFR	1570	9337	129623	841185	
559 JAPAN	4503	61659	25441	329842	
990 U STATES	916	15063	9746	127331	
	8111	101925	170221	1395369	
SILICO MANG OVER 1 PC SILICON	CWT				5014
44 BELG LUX	292	2377	6630	45150	
55 GERMANY W	44	994	44	994	
559 JAPAN	1543	14304	10726	97258	
990 U STATES	3051	28424	19839	174020	
	4930	46099	37239	317422	
FERRO SILICON	CWT				5015
1 U KINGDOM			67	928	
55 GERMANY W			2646	26760	
67 ITALY			6614	109598	
76 NORWAY	554	4224	554	4224	
990 U STATES	9797	167461	52360	881141	
	10351	171685	62241	1022651	
ALLOYS N O P FOR MFR OF STEEL	CWT				5018
1 U KINGDOM	463	23875	1599	100571	
44 BELG LUX			111	18223	
54 FRANCE	2220	46998	15408	333954	
55 GERMANY W			154	3322	
76 NORWAY	2687	44534	6889	108454	
85 SWEDEN			720	10689	
287 U S S R	5404	440478	6067	449021	
422 RHOD NYAS	1201	33121	7644	172467	
559 JAPAN	550	9762	18366	365246	
990 U STATES	6177	193158	59661	2023371	
	18702	791926	116619	3585318	
PRIMARY IRON N O P	TON				5019
990 U STATES	86	15810	614	115403	
	86	15810	614	115403	
INGOTS CARBON STEEL	TON				5023
990 U STATES	57	7552	382	51197	
	57	7552	382	51197	
INGOTS ALLOY STEEL	TON				5025
990 U STATES	75	31947	712	277440	
	75	31947	712	277440	
BLOOMS BILLETS CARBON STEEL	TON				5027
1 U KINGDOM	102	11377	377	42412	
990 U STATES	21	2443	1238	110024	
	123	13820	1615	152436	
BLOOMS BILLETS ALLOY STEEL	TON				5029
1 U KINGDOM	23	7128	99	28802	
43 AUSTRIA			43	19152	
990 U STATES	286	135331	1402	626930	
	309	142459	1544	674884	
CAST SCRAP	TON				5031
990 U STATES	11571	350608	75567	2113639	
	11571	350608	75567	2113639	
WROUGHT SCRAP	TON				5032
1 U KINGDOM			82	2456	
55 GERMANY W	81	2335	293	6815	
990 U STATES	38281	1418001	202493	7013276	
	38362	1420336	202868	7022547	
TIN PLATE SCRAP	TON				5033
990 U STATES			388	12400	
			388	12400	
AXLES FOR RAILWAY VEHICLES					5041
1 U KINGDOM		11601		17504	
990 U STATES		7261		28645	
		18862		46149	
AXLES FOR VEHICLES N O P					5042
1 U KINGDOM				1711	
990 U STATES		15745		238164	
		15745		239875	

IMPORTS BY COMMODITIES AND COUNTRIES

Commodity and Country	OCTOBER 1961		JANUARY TO OCTOBER 1961		Class Number
	Quantity	Value (\$)	Quantity	Value (\$)	
AXLES N O P 43 AUSTRIA 990 U STATES				596 115328	5043
		12001		115924	
CASTINGS FOR AGRIC IMPLEMENTS 990 U STATES		28755		132505	5044
		28755		132505	
INGOT MOULDS FOR STEEL 1 U KINGDOM 990 U STATES				13983 1387960	5045
		284528		1401943	
MOULDS N O P 1 U KINGDOM 54 FRANCE 55 GERMANY W 67 ITALY 990 U STATES		145 119		9696 911 119 977	5046
		91538		411691	
		91802		423394	
CASTINGS MALLEABLE N O P ROUGH 1 U KINGDOM 990 U STATES	CWT		302	5218	5047
	3152	74334	23482	570123	
	3152	74334	23784	575341	
CASTINGS NONMALLEABLE NOP RGH 1 U KINGDOM 990 U STATES	CWT		113	4624	5048
	2567	38599	26641	475326	
	2567	38599	26754	479950	
CASTINGS OF STEEL N O P ROUGH 1 U KINGDOM 55 GERMANY W 76 NORWAY 86 SWITZRLND 990 U STATES	CWT	142	3308	67460	5049
			17	1232	
			143	3952	
			267	18235	
	1308	52250	24834	748534	
	1450	55558	27182	839413	
FORGINGS N O P 1 U KINGDOM 43 AUSTRIA 54 FRANCE 55 GERMANY W 73 NETHRLNDS 76 NORWAY 85 SWEDEN 559 JAPAN 990 U STATES		8922		114496 3393 2236 14862 1930 1200 51252 545	5050
		166354		1067796	
		191211		1257710	
FORGINGS HOLLOW AND 20 TONS 1 U KINGDOM 54 FRANCE 55 GERMANY W 67 ITALY 990 U STATES				66304 20500 61474 60725	5051
		9894		137046	
		2529		346049	
		12423			
PISTON RING CASTINGS ROUGH 1 U KINGDOM 990 U STATES		2081		15447	5052
		1406		54219	
		3487		69666	
CASTINGS FOR RAILWAY VEHICLES					5054
TIRES STEEL ROUGH RAILWAY 1 U KINGDOM 990 U STATES	CWT	129	2534	11133	5055
		50	867	15036	
		179	3401	26169	
STEEL WHEELS FOR RAILWAYS 1 U KINGDOM 990 U STATES		2504		339375	5057
		20111		85076	
		22615		424451	
FORGED GOLF CLUB HEADS 990 U STATES	NO	3600	1364	106986	5058
		3600	1364	35858	
SEMI FINISHED PISTON CASTINGS 990 U STATES				23118	5059
				23118	
CONCRETE REINFORCING BARS 44 BELG LUX 49 DENMARK 54 FRANCE 55 GERMANY W 85 SWEDEN 559 JAPAN 990 U STATES	CWT	107897	498322	400846	5070
		46	2017	46	1838678
		16759	76701	93609	2017
		40401	182523	194057	412233
		15945	74545	70562	825076
				195	2003
				2428	330984
		181048	834108	761743	12765
					3423756
BARS CARBON STEEL H R N O P 1 U KINGDOM 43 AUSTRIA 44 BELG LUX 54 FRANCE 55 GERMANY W 85 SWEDEN 516 HONG KONG 559 JAPAN 614 AUSTRALIA 990 U STATES	CWT	13744	94437	66906	5071
				18	479596
		50164	247926	205491	258
		2183	10199	25935	988939
		10746	53755	56735	122850
		56	679	936	274533
				493	18661
				5055	2425
		1309	6246	17964	89465
				5055	30652
		27036	230264	318021	2630303
		105238	643506	697554	4637682
BARS ALLOY STEEL HOT ROLLED 1 U KINGDOM 43 AUSTRIA 54 FRANCE	CWT	1658	39949	10904	5075
		215	4119	2789	311061
				82	52635
					13163

IMPORTS BY COMMODITIES AND COUNTRIES

Commodity and Country	OCTOBER 1961		JANUARY TO OCTOBER 1961		Class Number
	Quantity	Value (\$)	Quantity	Value (\$)	
55 GERMANY W			257	9174	
85 SWEDEN	401	10661	3426	112783	
559 JAPAN	19	1098	19	1098	
990 U STATES	5686	136606	62145	1214951	
	7979	192433	79622	1714865	
WIRE RODS STEEL HOT ROLLED	CWT				5079
1 U KINGDOM	3376	19915	23772	134591	
44 BELG LUX	51639	242475	108694	527915	
54 FRANCE	32853	183249	250210	1395706	
55 GERMANY W	41982	218474	152630	750837	
73 NETHRLNDS			4642	24273	
559 JAPAN	4089	21494	39043	194429	
755 CHILE			1939	9515	
990 U STATES	159	4924	4583	69780	
	134098	690531	585513	3107046	
BARS CARBON STEEL COLD ROLLED	CWT				5083
1 U KINGDOM	8650	72490	63407	504596	
43 AUSTRIA			161	2828	
44 BELG LUX	896	7284	6318	47400	
85 SWEDEN	14	137	23	267	
559 JAPAN			2587	19219	
990 U STATES	3085	44056	24274	327958	
	12645	123967	96770	902268	
BARS ALLOY STEEL COLD ROLLED	CWT				5087
1 U KINGDOM	120	4257	1818	60716	
43 AUSTRIA	35	2502	213	9319	
85 SWEDEN			282	7719	
990 U STATES	1081	48528	8524	317264	
	1236	55287	10837	395018	
BARS OR RODS FABRICATED N O P	CWT				5091
1 U KINGDOM	957	20911	7753	160886	
43 AUSTRIA	167	5239	1234	29450	
55 GERMANY W	85	1218	341	5219	
85 SWEDEN	105	4142	1405	56676	
990 U STATES	5563	99771	41875	584616	
	6877	131281	52608	836847	
PLATES 60 INCHES WIDE OR LESS	CWT				5101
1 U KINGDOM	16826	115369	61747	399932	
44 BELG LUX	10140	50761	32129	164566	
54 FRANCE	12	134	1134	5410	
55 GERMANY W	7775	39422	55236	272324	
73 NETHRLNDS			25	184	
85 SWEDEN	3	85	3	85	
559 JAPAN	15346	80507	108267	548761	
990 U STATES	4340	37377	56229	502277	
	54442	323655	314840	1893539	
PLATES OV 60 IN TO 100 IN	CWT				5102
1 U KINGDOM	6470	42487	141781	775908	
44 BELG LUX	191	901	2481	14275	
55 GERMANY W	2216	12114	78354	509157	
559 JAPAN	10656	56482	134690	700610	
990 U STATES	7889	65069	90985	807178	
	27422	177053	448291	2807128	
PLATES OVER 100 INCHES WIDE	CWT				5103
1 U KINGDOM			12355	82944	
559 JAPAN			519	3350	
990 U STATES	4405	35104	88042	663595	
	4405	35104	100916	749889	
FLOOR PLATE CARBON STEEL	CWT				5104
1 U KINGDOM	96	553	20626	121960	
44 BELG LUX			568	3530	
54 FRANCE	877	6092	877	6092	
55 GERMANY W			1765	10242	
559 JAPAN	235	1348	15958	93594	
990 U STATES	5722	41354	75565	548452	
	6230	49347	115359	783870	
PLATES FABRICATED COATED NOP	CWT				5106
1 U KINGDOM	7	177	830	23730	
55 GERMANY W			52	1734	
990 U STATES	929	11408	9283	267683	
	936	11585	10865	293147	
PLATES FLANGED OR DISHD	CWT				5107
1 U KINGDOM			285	3583	
990 U STATES	5862	129512	46921	966401	
	5862	129512	47206	969984	
PLATES STAINLESS STEEL	CWT				5108
1 U KINGDOM	2887	104604	7871	359583	
54 FRANCE			1919	94044	
85 SWEDEN			1121	58197	
990 U STATES	2401	143662	20531	1258728	
	5288	248266	31442	1770552	
PLATES ALLOY STEEL N O P	CWT				5109
85 SWEDEN	15	568	231	6650	
990 U STATES	4513	88242	43627	712176	
	4528	88810	43858	718826	
SHEETS NOT TEMPERED FOR SAWS	CWT				5115
1 U KINGDOM	178	2684	741	23485	
43 AUSTRIA			4	611	
54 FRANCE	4	719	62	8767	
55 GERMANY W	188	29387	739	108749	
85 SWEDEN	372	17702	3730	126597	
990 U STATES	4430	168901	25751	990903	
	5172	219393	31027	1259112	
SHEETS TEMPERED FOR SAWS	CWT				5116
1 U KINGDOM	106	4675	210	7957	
55 GERMANY W			6	563	

IMPORTS BY COMMODITIES AND COUNTRIES

Commodity and Country	OCTOBER 1961		JANUARY TO OCTOBER 1961		Class Number
	Quantity	Value (\$)	Quantity	Value (\$)	
85 SWEDEN	324	20086	1396	85015	
990 U STATES	238	15451	2433	164017	
STEEL HR FOR PIPES OVER 60 INS	668	40212	4045	257552	5119
1 U KINGDOM			57292	325926	
559 JAPAN			57447	387607	
990 U STATES			356775	2369503	
SKELP OV 15 3 EIGHTH NOT OV 60			471514	3083036	5120
SKELP NOT OV 15 3 EIGHTH INS					5122
1 U KINGDOM			26550	134231	
614 AUSTRALIA			1349	6565	
STEEL COLD ROLLED FOR PIPES			27899	140796	5123
990 U STATES					
SHEET CARBON H R UNDER 24 INS	53	425	572	6561	5124
1 U KINGDOM	53	425	572	6561	
44 BELG LUX	3253	22864	11027	86051	
54 FRANCE	31413	171336	64212	346488	
55 GERMANY W	1590	8407	5805	30205	
559 JAPAN	3673	19102	5757	30679	
990 U STATES	1147	10528	3451	31574	
SHEET CARBON H R 24 TO 51 INS	6761	56368	108570	861227	5125
1 U KINGDOM	47837	288605	198822	1386224	
44 BELG LUX	358	2896	628	5437	
55 GERMANY W			2314	12398	
559 JAPAN			1422	7352	
990 U STATES	1657	9382	16370	86281	
SHEET CARBON H R OVER 51 INS	7618	50961	78200	500445	5126
1 U KINGDOM	9633	63239	98934	611913	
55 GERMANY W	1246	9998	1255	10099	
559 JAPAN			595	4118	
990 U STATES	220	1320	6408	36475	
SHEET CARBON C R UNDER 24 INS	14327	101441	164096	1134581	5127
1 U KINGDOM	15793	112759	172354	1185273	
43 AUSTRIA	1053	15777	7337	111504	
44 BELG LUX	52	884	77	1248	
55 GERMANY W	807	8899	1590	15019	
73 NETHRLNDS			5613	59854	
85 SWEDEN	1956	78064	67	1280	
559 JAPAN			11493	476256	
990 U STATES	8574	150499	587	4705	
SHEET CARBON C R 24 TO 51 INS	12442	254123	74400	1300939	5128
1 U KINGDOM	1795	11103	10997	72336	
85 SWEDEN			13	1020	
559 JAPAN			4237	21691	
614 AUSTRALIA	17908	76188	17908	76188	
990 U STATES	11599	81081	93888	618282	
SHEET CARBON C R OVER 51 INS	31302	168372	127043	789517	5129
990 U STATES	17690	140374	182580	1427966	
SHEET FOR PORCELAIN ENAMELLING	17690	140374	182580	1427966	5131
1 U KINGDOM					
990 U STATES	13423	114088	140350	1135887	
SHEET AND STRIP TINPLATE	13423	114088	140630	1137848	5132
1 U KINGDOM					
990 U STATES	711	11901	40618	380709	
SHEET AND STRIP GALVANIZED	2931	28963	19485	136133	5133
1 U KINGDOM	3642	40864	60103	516842	
44 BELG LUX	613	9272	4236	57568	
55 GERMANY W			1862	19837	
559 JAPAN			85	1165	
990 U STATES	772	6370	4051	33026	
SHEET AND STRIP TERNEPLATE	6223	94191	78613	1046888	5134
1 U KINGDOM	7608	109833	88847	1158484	
990 U STATES	2774	13577	14942	72187	
SHEET COATED WITH METAL NOP	12507	121600	107696	1040971	5138
1 U KINGDOM	15281	135177	122638	1113158	
55 GERMANY W					
990 U STATES	132	3401	62	1346	
SHEET AND STRIP COATED NOP	5994	121864	1331	31390	5139
1 U KINGDOM	6126	125265	35541	739140	
55 GERMANY W			36934	771876	
73 NETHRLNDS					
559 JAPAN			5059	62220	
990 U STATES	14609	197181	2884	34620	
SHEET STRIP STAINLESS STEEL	14609	197181	11	205	51144
1 U KINGDOM			13	278	
44 BELG LUX	3815	189866	36718	1829240	
54 FRANCE	45	2260	45	2260	
55 GERMANY W	391	14954	3654	141975	
85 SWEDEN	9	1568	24	4167	
559 JAPAN	677	44167	6691	364044	
	1453	64231	6054	265769	

IMPORTS BY COMMODITIES AND COUNTRIES

Commodity and Country	OCTOBER 1961		JANUARY TO OCTOBER 1961		Class Number
	Quantity	Value (\$)	Quantity	Value (\$)	
990 U STATES	13124	740579	95212	5379835	
SHEET AND STRIP SILICON STEEL	19514	1057625	148398	7987290	5147
1 U KINGDOM	3185	38139	3207	38470	
990 U STATES	34044	737180	273443	5639624	
SHEET STRIP ALLOY STEEL N O P	37229	775319	276650	5678094	5148
1 U KINGDOM	3	248	14	1495	
43 AUSTRIA			27	2597	
85 SWEDEN			42	2762	
990 U STATES	406	21810	10696	234416	
SHEET AND STRIP FABRICATED NOP	409	22058	10779	241270	5149
1 U KINGDOM	24	483	924	17039	
44 BELG LUX			138	1403	
55 GERMANY W			109	643	
990 U STATES	2656	62414	19140	389801	
BEARING PILE CARBON STEEL	2680	62897	20311	408886	5152
44 BELG LUX	159	758	37143	182793	
55 GERMANY W			5510	27950	
990 U STATES	22768	149232	126750	790843	
WIDE FLANGE BEAMS CARBON N O P	22927	149990	169403	1001586	5153
1 U KINGDOM	4764	27403	300192	1644729	
44 BELG LUX	39425	201150	209257	1048526	
54 FRANCE	540	2790	1090	5553	
55 GERMANY W	18011	90466	107005	531453	
990 U STATES	197766	1269921	2272775	14168947	
STRUCTURALS LARGE 0V 6 IN NOP	260506	1591730	2890319	17399208	5156
1 U KINGDOM	7375	42994	66409	353545	
44 BELG LUX	31856	160503	124245	613743	
54 FRANCE	27096	125703	67337	308914	
55 GERMANY W			10787	55329	
559 JAPAN			6609	39500	
990 U STATES	28547	196217	275782	1805096	
STRUCT INTERMED 3 TO 6 IN NOP	94874	525417	551169	3176127	5157
1 U KINGDOM	6758	42906	16228	97412	
44 BELG LUX	49493	245340	219584	1059398	
54 FRANCE	24474	116348	91203	432399	
55 GERMANY W	2039	9765	9877	46635	
76 NORWAY			508	2110	
559 JAPAN	2483	13519	7748	39916	
990 U STATES	16278	110345	97079	688325	
STRUCTURALS BAR SIZE LESS 3 IN	101525	538223	442227	2366195	5159
1 U KINGDOM	1432	7681	10644	61048	
44 BELG LUX	88813	465495	320859	1627953	
54 FRANCE	4464	21150	58172	278699	
55 GERMANY W	13539	70294	101990	513398	
559 JAPAN			8374	44466	
990 U STATES	4602	35320	70359	535283	
SHEET PILING CARBON STEEL	112850	599940	570398	3060847	5161
1 U KINGDOM	3598	20054	31844	169831	
44 BELG LUX	21117	113871	55296	302773	
54 FRANCE	123	629	1159	6480	
55 GERMANY W	7482	39352	18526	95384	
559 JAPAN			3547	19055	
990 U STATES	12027	79189	41696	289958	
STRUCTURAL SHAPES ALLOY STEEL	44347	253095	152068	883481	5164
1 U KINGDOM	37	2000	202	11375	
85 SWEDEN	6	306	693	33551	
990 U STATES	307	19638	2317	141417	
SASH OR CASEMENT SECTIONS	350	21944	3212	186343	5166
1 U KINGDOM	612	4759	5975	40903	
44 BELG LUX	1209	18730	6751	63859	
990 U STATES	3767	58405	18705	265795	
STRUCTURALS FABRICATED NOP	5588	81894	31431	370557	5169
1 U KINGDOM	1081	13433	13864	168186	
44 BELG LUX	417	3742	3981	27927	
55 GERMANY W	234	4065	1611	14846	
559 JAPAN			495	4153	
990 U STATES	13585	285617	86548	1957017	
RAILWAY RAILS	15317	306857	106499	2172129	5173
1 U KINGDOM	1679	8351	2876	14041	
44 BELG LUX	662	3668	1097	5820	
55 GERMANY W	2957	14366	12178	58356	
990 U STATES	18718	47520	22769	481168	
FISH PLATES SPLICE BARS ETC	24016	73905	108920	559385	5175
1 U KINGDOM	74	492	41426	265037	
44 BELG LUX	48	334	48	334	
55 GERMANY W	172	1074	4468	27692	
990 U STATES	119	3665	12118	130266	
RAILWAY TRACK MATERIAL NOP	413	5565	58060	423329	5177
1 U KINGDOM	67	768	359	5672	

IMPORTS BY COMMODITIES AND COUNTRIES

Commodity and Country	OCTOBER 1961		JANUARY TO OCTOBER 1961		Class Number
	Quantity	Value (\$)	Quantity	Value (\$)	
54 FRANCE	163	2187	163	2187	
990 U STATES	131	4936	1653	54779	
PIPES AND TUBES OF CAST IRON	361	7891	2175	62638	
1 U KINGDOM	CWT 12885	65161	217732	921475	5181
54 FRANCE	639	3305	2426	11939	
55 GERMANY W			112	878	
614 AUSTRALIA			261	1100	
990 U STATES	604	10715	9937	200865	
DRILL PIPE	14128	79181	230468	1136257	
990 U STATES	CWT 1711	44805	50527	1376368	5182
OIL COUNTRY GOODS STEEL NOP	1711	44805	50527	1376368	
1 U KINGDOM	CWT 3906	42611	93012	893661	5185
54 FRANCE			3331	37476	
55 GERMANY W	683	6224	20622	213351	
67 ITALY			3161	29402	
559 JAPAN	23707	217374	166966	1541609	
990 U STATES	18554	244240	137977	2072774	
TRANSMISSION PIPE AND FITTINGS	46850	510449	425069	4788273	
1 U KINGDOM	CWT		135429	936866	5188
55 GERMANY W	321	2350	79081	539635	
990 U STATES	465	8493	43416	747828	
CORRUGATED METAL CULVERT PIPE	786	10843	257926	2224329	
990 U STATES	CWT 1022	15315	13066	134061	5189
PRESSURE PIPE FOR BOILERS ETC	1022	15315	13066	134061	
1 U KINGDOM	CWT 12309	145518	60432	676254	5191
54 FRANCE			720	14912	
55 GERMANY W	418	4234	1113	11265	
67 ITALY			36	1097	
85 SWEDEN			343	7543	
86 SWITZRLND	2246	22798	15824	160275	
990 U STATES	5839	138844	41624	1185576	
SEAMLESS TUBES FOR BEARINGS	20812	311394	120092	2056922	
55 GERMANY W	CWT 234	7305	1581	49159	5192
85 SWEDEN	3148	71117	20026	447136	
990 U STATES	8490	256632	59266	1674812	
PIPE FOR PAPER MAKING ROLLS	11872	335054	80873	2171107	
990 U STATES	CWT 703	40303	1697	59803	5193
PIPE SEAMLESS COLD DRAWN NOP	703	40303	1697	59803	
1 U KINGDOM	CWT 1002	42656	16219	564277	5196
54 FRANCE			874	102434	
55 GERMANY W			743	13678	
67 ITALY			234	3846	
85 SWEDEN	352	17977	3030	157652	
559 JAPAN			322	5334	
990 U STATES	10619	345933	99381	3158481	
PIPES IRON OR STEEL N O P	11973	406566	120803	4005702	
1 U KINGDOM	CWT 11869	115911	318790	2414292	5197
44 BELG LUX			14119	95206	
54 FRANCE	19212	139477	112230	742949	
55 GERMANY W	7425	50459	99323	720682	
67 ITALY			2550	25141	
73 NETHRLNDS	342	5288	1179	18107	
85 SWEDEN	33	2227	1666	57957	
86 SWITZRLND	5	423	50	1946	
559 JAPAN	602	5272	29866	224377	
990 U STATES	48750	835596	365198	5940071	
PIPE FITTINGS WELDING TYPE	88238	1154653	944971	10240728	
1 U KINGDOM		106948		854783	5198
54 FRANCE		298		4594	
55 GERMANY W		93813		1104348	
67 ITALY		2618		46469	
73 NETHRLNDS				85625	
559 JAPAN				7589	
990 U STATES		108040		1131930	
PIPE FITTINGS COUPLINGS NOP		311717		3235338	
1 U KINGDOM		59070		520343	5199
43 AUSTRIA				438	
54 FRANCE				71	
55 GERMANY W		1737		332238	
67 ITALY		489		27948	
73 NETHRLNDS		2228		25306	
76 NORWAY				900	
85 SWEDEN		100		4731	
86 SWITZRLND				1301	
559 JAPAN		47184		238955	
990 U STATES		740862		5303915	
WELDING ROOS OF ALL KINDS		851670		6456146	
1 U KINGDOM	CWT 451	6081	10836	170390	5200
43 AUSTRIA	32	1694	264	10179	
55 GERMANY W			70	7785	
85 SWEDEN	10	1841	390	32660	
559 JAPAN			123	5861	
614 AUSTRALIA			40	1375	

IMPORTS BY COMMODITIES AND COUNTRIES

Commodity and Country	OCTOBER 1961		JANUARY TO OCTOBER 1961		Class Number
	Quantity	Value (\$)	Quantity	Value (\$)	
990 U STATES	6430	301992	56441	2767813	
WIRE BARBED FENCING	6923	311608	68164	2996063	5201
1 U KINGDOM	287	2660	36256	310191	
43 AUSTRIA	1025	6558	19331	123110	
44 BELG LUX			7230	53142	
54 FRANCE			3852	28091	
55 GERMANY W	1149	8839	6546	53530	
73 NETHRLNDS	219	1593	2332	17229	
559 JAPAN	250	1677	40269	263526	
990 U STATES	7	54	268	3485	
WIRE FLAT QUARTER INCH OR LESS	2937	21381	116084	852304	5203
1 U KINGDOM	76	952	655	8971	
44 BELG LUX	110	1768	932	15196	
559 JAPAN			167	2954	
990 U STATES	1083	51872	6731	246312	
WIRE ZINC COATED	1269	54592	8485	273433	5204
1 U KINGDOM	3533	40600	57483	551938	
43 AUSTRIA	432	2685	3674	21506	
44 BELG LUX	575	4372	6124	45937	
54 FRANCE	710	4704	9695	70964	
55 GERMANY W	9937	66623	21322	158650	
67 ITALY	37	634	237	3625	
73 NETHRLNDS	2040	12932	2105	13405	
559 JAPAN	628	4469	13380	92786	
990 U STATES	482	15872	5489	149001	
WIRE COATED NOP OR COVERED	18374	152891	119509	1107812	5205
1 U KINGDOM	178	4325	1611	41898	
43 AUSTRIA			113	1582	
44 BELG LUX	41	518	285	4723	
49 DENMARK			12	362	
54 FRANCE			19	987	
55 GERMANY W			339	10543	
73 NETHRLNDS			20	1129	
76 NORWAY			131	2443	
559 JAPAN	22	441	436	6702	
990 U STATES	1065	47229	8655	324363	
WIRE ROPE FOR RIGGING SHIPS	1306	52513	11621	394732	5206
1 U KINGDOM	41	1102	56	1762	
73 NETHRLNDS			102	2043	
990 U STATES			29	519	
WIRE ROPE CABLE NOP IRON STEEL	41	1102	187	4324	5207
1 U KINGDOM	2365	59864	31767	726472	
44 BELG LUX	360	5478	2985	51642	
49 DENMARK			35	1595	
54 FRANCE	732	10350	10131	132198	
55 GERMANY W	938	16114	11154	204617	
73 NETHRLNDS	1402	23812	10493	182206	
76 NORWAY	28	587	1548	31242	
85 SWEDEN			135	2655	
559 JAPAN	2790	31735	20152	228615	
990 U STATES	562	48606	5612	373232	
WIRE STEEL FOR UPHOL SPRINGS	9177	196546	94012	1934474	5208
559 JAPAN	771	7052	14389	124441	
990 U STATES			26	316	
WIRE STEEL FOR CORSET STEELS	771	7052	14415	124757	5209
1 U KINGDOM	46	1682	612	22944	
55 GERMANY W			26	614	
990 U STATES	154	9515	804	44970	
WIRE STEEL FOR MFR WIRE ROPE	200	11197	1442	68528	5210
1 U KINGDOM	20029	263812	206459	2499264	
55 GERMANY W	5456	69532	51785	630463	
559 JAPAN	6199	61232	29317	296129	
990 U STATES	24	2111	3291	74661	
WIRE ROPE STEEL COMMML FISHING	31708	396687	290852	3500517	5211
1 U KINGDOM		38962		238679	
44 BELG LUX				2532	
49 DENMARK		1011		9809	
55 GERMANY W				5282	
73 NETHRLNDS				415	
76 NORWAY				1818	
559 JAPAN		1083		2023	
990 U STATES		1142		26109	
WIRE ROPE CABLE STEEL USED		42198		286667	5213
1 U KINGDOM			815	12404	
55 GERMANY W			188	747	
990 U STATES	4709	18767	16619	69199	
WIRE OF IRON OR STEEL N O P	4709	18767	17622	82350	5214
1 U KINGDOM	2188	44693	38073	494681	
43 AUSTRIA	2143	11820	12708	68238	
44 BELG LUX	1955	13573	14557	104293	
54 FRANCE	396	1575	16626	89759	
55 GERMANY W	2674	14949	16137	89743	
67 ITALY			580	3289	
73 NETHRLNDS	510	3335	3883	25830	

IMPORTS BY COMMODITIES AND COUNTRIES

Commodity and Country	OCTOBER 1961		JANUARY TO OCTOBER 1961		Class Number
	Quantity	Value (\$)	Quantity	Value (\$)	
85 SWEDEN	775	35423	3038	130363	5215
559 JAPAN	2867	16360	20690	144514	
990 U STATES	2871	112638	28437	900957	
	16379	254366	154729	2051667	
WIRE FENCING NOT LESS 080 INCH					5215
1 U KINGDOM				219731	
44 BELG LUX				4818	
54 FRANCE				3243	
55 GERMANY W				2775	
73 NETHRLNDS				7972	
990 U STATES		70		72417	
		70		310956	
WIRE FENCING WOVEN N O P					5216
1 U KINGDOM		374		4342	
43 AUSTRIA		243		393	
44 BELG LUX				11682	
55 GERMANY W		129		1741	
73 NETHRLNDS				3781	
990 U STATES		452		15290	
		1198		37222	
WIRE NETTING FOR FUR FARMS					5217
1 U KINGDOM				25910	
44 BELG LUX				533	
990 U STATES				12793	
		863		39236	
WIRE SCREENS DOORS WINDOWS					5218
55 GERMANY W				486	
990 U STATES		14528		90450	
		14528		90936	
WIRE MESH IN ACETATE FILM					5219
1 U KINGDOM		236		4716	
614 AUSTRALIA				9495	
990 U STATES		2607		12347	
		2843		26558	
WIRE CLOTH OR SCREEN OF IRON					5220
1 U KINGDOM		3864		30388	
44 BELG LUX		776		6289	
54 FRANCE		259		2647	
55 GERMANY W		5911		41995	
73 NETHRLNDS		8290		27168	
86 SWITZRLND				6711	
559 JAPAN				130158	
990 U STATES		16980		252633	
		36080		497989	
WIRE NETTING OF IRON OR STEEL					5221
1 U KINGDOM		58		74677	
43 AUSTRIA				15769	
44 BELG LUX		550		50792	
54 FRANCE				602	
55 GERMANY W		1756		97695	
73 NETHRLNDS		9549		88483	
559 JAPAN				58757	
990 U STATES		1982		25915	
		13895		412690	
WIRE ROPE FOR WELL DRILLING					5223
559 JAPAN	CWT 1538	23389	4923	69541	
990 U STATES			51	1485	
	1538	23389	4974	71026	
WELOEO WIRE FABRIC REINFORCING					5224
1 U KINGDOM	CWT		15	156	
44 BELG LUX	8755	50272	40385	231430	
54 FRANCE			2012	10937	
55 GERMANY W			30	208	
67 ITALY	391	6474	1806	29322	
73 NETHRLNDS			187	1343	
559 JAPAN	276	1809	5348	36562	
990 U STATES	98	3596	1530	34027	
	9520	62151	51313	343985	
WIRE ROPE FOR LOGGING					5225
1 U KINGDOM	CWT 237	5385	5387	121136	
44 BELG LUX			38	568	
55 GERMANY W			55	935	
73 NETHRLNDS	157	2543	1688	26321	
559 JAPAN	1832	29354	10475	159938	
990 U STATES	684	2770	3854	16503	
	2910	40052	21497	325401	
CABLE CHAIN FOR SHIPS					5231
1 U KINGDOM	CWT 525	8265	5302	78611	
54 FRANCE			968	1306	
85 SWEDEN			527	6924	
990 U STATES	912	15023	8596	94859	
	1437	23288	15393	181700	
COIL CHAIN 9 EIGHTHS ANO OVER					5232
1 U KINGDOM	CWT 33	305	7275	85154	
55 GERMANY W	198	2602	813	7254	
73 NETHRLNDS			80	1618	
85 SWEODEN			531	6927	
990 U STATES	89	2186	3268	54271	
	320	5093	11967	155224	
CDIL CHAIN UNDER 9 EIGHTHS IN					5233
1 U KINGDOM	CWT 187	3349	2383	47068	
43 AUSTRIA	294	3205	4666	57240	
44 BELG LUX			24	373	
55 GERMANY W	460	6477	5128	67271	
73 NETHRLNDS			76	1371	
990 U STATES	293	8624	3253	82087	
	1234	21655	15520	255410	

IMPORTS BY COMMODITIES AND COUNTRIES

Commodity and Country	OCTOBER 1961		JANUARY TO OCTOBER 1961		Class Number
	Quantity	Value (\$)	Quantity	Value (\$)	
SPROCKET CHAIN FOR AGRIC IMPL					5234
55 GERMANY W		5343		245862	
559 JAPAN				11746	
990 U STATES		15247		607066	
		20590		854674	
SILENT CHAIN ROLLER CHAIN					5235
1 U KINGDOM		73693		890444	
43 AUSTRIA		722		13877	
49 DENMARK		1087		5018	
54 FRANCE				2340	
55 GERMANY W		21444		181221	
85 SWEDEN				1528	
86 SWITZRLND				352	
246 CZECHO S		118		4837	
559 JAPAN		7437		82570	
990 U STATES		188043		1444199	
		292544		2626386	
CHAINS N O P					5236
1 U KINGDOM		6776		78008	
43 AUSTRIA				5358	
54 FRANCE				213	
55 GERMANY W		4518		38853	
85 SWEDEN				1843	
86 SWITZRLND				2251	
559 JAPAN		558		13609	
614 AUSTRALIA				880	
990 U STATES		56580		531114	
		68432		672129	
DIESEL ENGINE PARTS N O P					5240
1 U KINGDOM		153693		1766561	
43 AUSTRIA		58		3410	
49 DENMARK		3732		43515	
54 FRANCE				7426	
55 GERMANY W		26428		164947	
67 ITALY		354		5159	
73 NETHRLNDS		10199		69440	
85 SWEDEN		3944		29477	
86 SWITZRLND		1004		8422	
559 JAPAN				9159	
990 U STATES		957593		9013381	
		1157005		11120897	
AUTOMOBILE ENGINES AND PARTS	NO				5242
1 U KINGDOM	3	102412	240	615728	
54 FRANCE	5	1879	36	27140	
55 GERMANY W		83917	61	664161	
67 ITALY			3	6502	
85 SWEDEN		367	2	487	
614 AUSTRALIA		820		2918	
990 U STATES		2707	13581	10368012	
		2715	13923	11684948	
		2181953			
ENGINES GAS MARINE AND PARTS	NO				5244
1 U KINGDOM		13525	18	42114	
49 DENMARK			8	1848	
55 GERMANY W			50	13414	
85 SWEDEN		754	233	75689	
990 U STATES	17	52047	550	805677	
	17	66326	859	936742	
ENGINES MOTOR TRUCK AND PARTS	NO				5245
1 U KINGDOM	13	13471	22	58722	
55 GERMANY W			190	54513	
559 JAPAN		883	4	1774	
990 U STATES	737	816601	9297	10650306	
	750	830955	9513	10765315	
ENGINES FISHING BOAT AND PARTS	NO				5246
1 U KINGDOM			24	10008	
85 SWEDEN		1478		7035	
990 U STATES	9	6471	145	195012	
	9	7949	169	212055	
PARTS OF AIRCRAFT ENGINES					5248
1 U KINGDOM		2119776		20016330	
44 BELG LUX				11874	
49 DENMARK				6603	
73 NETHRLNDS				2035	
848 CUBA				2367	
874 MEXICO				107	
990 U STATES		2672363		21855287	
		4792139		41894603	
ENGINES UP TO 1 AND 1 HALF H P	NO				5251
1 U KINGDOM			8	982	
990 U STATES	8	819	66	6891	
	8	819	74	7873	
ENGINES GAS N O P AND PARTS	NO				5252
1 U KINGDOM			58	89300	
43 AUSTRIA	35	1952	422	28777	
55 GERMANY W	20	3349	164	17178	
67 ITALY		299	105	5415	
85 SWEDEN	16	5573	48	16587	
86 SWITZRLND		440		5224	
559 JAPAN		444	4	1996	
990 U STATES	15555	1004345	117517	10675481	
	15626	1020046	118318	10839958	
ENGINES STEAM N O P AND PARTS	NO				5253
1 U KINGDOM	1	4766	7	370993	
54 FRANCE				20140	
55 GERMANY W				1734	
85 SWEDEN				122	

IMPORTS BY COMMODITIES AND COUNTRIES

Commodity and Country	OCTOBER 1961		JANUARY TO OCTOBER 1961		Class Number
	Quantity	Value (\$)	Quantity	Value (\$)	
86 SWITZRLND				9656	
990 U STATES	18	418393	133	1214624	
FIRE ENGINES MACHINES AND PTS	19	423159	140	1617269	
1 U KINGDOM	NO	2175	48	74494	5254
990 U STATES	8	25219	181	437456	
LOCOMOTIVES RAILWAY N O P	8	27394	229	511950	
990 U STATES	NO	17031	7	76826	5255
LOCOMOTIVE CHASSIS TOPS WHEELS	1	17031	7	76826	
1 U KINGDOM		456		1169	5256
990 U STATES		24328		529963	
LOCOMOTIVES SAWMILL MINING PTS		24784		531132	
1 U KINGDOM	NO	9735	15	187694	5257
990 U STATES	4	87529	21	753047	
ENGINES AIRCRAFT UP TO 200 HP	4	97264	36	940741	
990 U STATES	NO	31102	453	457724	5258
ENGINES AIRCRAFT 201 TO 500 HP	35	31102	453	457724	
1 U KINGDOM	NO	317	1	317	5259
990 U STATES	29	111604	271	1029752	
ENGINES AIRCRAFT 501 TO 1000HP	30	111921	272	1030069	
990 U STATES	NO	7529	38	163120	5260
ENGINES AIRCRAFT OVER 1000 HP	8	7529	38	163120	
1 U KINGDOM	NO	1259958	188	27827140	5261
848 CUBA			1	75000	
990 U STATES	29	2453840	232	10002227	
ENGINES MARINE DIESEL	37	3713798	421	37904367	
1 U KINGDOM	NO	390284	387	1209311	5265
49 DENMARK	1	20700	1	20700	
55 GERMANY W			14	39249	
73 NETHRLNOS			19	509551	
85 SWEDEN	2	769	14	9068	
559 JAPAN			29	6689	
990 U STATES	48	192585	431	1781588	
ENGINES MOTOR VEHICLE DIESEL	91	604338	895	3576156	
1 U KINGDOM	NO	184147	383	957763	5266
55 GERMANY W	62	184147	5	7686	
559 JAPAN			1	2425	
990 U STATES	83	187343	497	1252661	
ENGINES LOCOMOTIVE DIESEL	145	371490	886	2220535	
1 U KINGDOM	NO		14	62251	5267
990 U STATES			58	559648	
ENGINES DIESEL SEMI DIESEL N O P			72	621899	
1 U KINGDOM	NO	339422	1875	3470475	5268
54 FRANCE	123	339422	4	1712	
55 GERMANY W	7	22839	99	126243	
559 JAPAN			31	7021	
785 VENEZUELA			3	37500	
954 ST PIERRE			4	1600	
990 U STATES	105	359566	1348	3126834	
POWER BOILERS	235	721827	3364	6771385	
1 U KINGDOM		167		3270	5274
55 GERMANY W				961	
990 U STATES		79302		933172	
POWER BOILER PARTS		79469		937403	
1 U KINGDOM		1273		36402	5275
44 BELG LUX				57	
55 GERMANY W				117	
85 SWEDEN		3806		167989	
990 U STATES		72049		1084983	
OUTBOARD MOTORS		77128		1289548	
1 U KINGDOM	NO	2020	474	40380	5280
67 ITALY	24	2020	2	210	
85 SWEDEN	10	7323	214	84034	
614 AUSTRALIA			2	609	
990 U STATES	196	60057	5602	1448404	
OUTBOARD MOTOR PARTS	230	69400	6294	1573637	
1 U KINGDOM		1127		3043	5283
44 BELG LUX				8012	
55 GERMANY W				384	
524 MALAYA				393	
813 BAHAMAS				3047	
990 U STATES		548468		4890520	
CREAM SEPARATOR PARTS		549595		4905399	
49 DENMARK		221		4254	5290
53 FINLAND				1939	
55 GERMANY W		85		3709	
85 SWEDEN		3940		31758	
990 U STATES		5582		79703	
		9828		121363	

IMPORTS BY COMMODITIES AND COUNTRIES

Commodity and Country	OCTOBER 1961		JANUARY TO OCTOBER 1961		Class Number
	Quantity	Value (\$)	Quantity	Value (\$)	
CREAM SEPARATORS	NO				5292
49 DENMARK			5	9701	
55 GERMANY W			1865	157774	
85 SWEDEN	470	48134	6609	542405	
990 U STATES	6	22206	67	199117	
	476	70340	8546	908997	
MILK CLARIFIERS AND PARTS					5293
85 SWEDEN				5018	
990 U STATES				10131	
				15149	
MILKING MACHINES AND PARTS					5294
1 U KINGDOM		1093		1261	
55 GERMANY W				32130	
85 SWEDEN		8524		47019	
86 SWITZRLND		69		1744	
990 U STATES		137682		2183043	
		147368		2265197	
PASTEURIZERS DAIRY AND PARTS	NO				5295
1 U KINGDOM	6	5340	21	74954	
85 SWEDEN		8072		38810	
990 U STATES	4	26127	165	248592	
	10	39539	186	362356	
POWER DAIRY MACHINERY AND PTS					5296
1 U KINGDOM		30053		69578	
49 DENMARK				2714	
54 FRANCE				1096	
55 GERMANY W		11881		28413	
85 SWEDEN		2275		3556	
86 SWITZRLND				24491	
990 U STATES		171813		2872123	
		216022		3001971	
FORKS PRONGED	DOZ				5301
1 U KINGDOM			108	2221	
55 GERMANY W	76	1088	2484	25280	
559 JAPAN	15	145	1438	16610	
990 U STATES			125	2911	
	91	1233	4155	47022	
HARVESTERS AND PARTS	NO				5302
1 U KINGDOM				13646	
49 DENMARK		588	115	40794	
990 U STATES	7	74512	740	2268847	
	7	75100	855	2323287	
HAY LOADERS AND PARTS	NO				5303
990 U STATES			188	45560	
			188	45560	
MOWING MACHINES AND PARTS	NO				5305
1 U KINGDOM			9	8563	
53 FINLAND			25	5190	
55 GERMANY W			129	26710	
85 SWEDEN		282	36	10070	
990 U STATES	184	93983	6207	2843968	
	184	94265	6406	2894501	
POTATO DIGGERS PLANTERS PARTS	NO				5306
1 U KINGDOM	1	1858	20	9695	
55 GERMANY W			1	2214	
990 U STATES	40	64140	612	915396	
	41	65998	633	927305	
HAY RAKES TEDDERS AND PARTS	NO				5307
1 U KINGDOM			37	11719	
49 DENMARK			25	7199	
73 NETHRLNDS			1011	247365	
990 U STATES	181	73207	6162	2320848	
	181	73207	7235	2587131	
RAKES M O P	DOZ				5308
1 U KINGDOM			750	6413	
44 BELG LUX			400	1544	
55 GERMANY W			5879	31896	
85 SWEDEN			6	51	
559 JAPAN	20	139	13031	31600	
990 U STATES	5	86	10811	68583	
	25	225	30877	140087	
SCYTHES	DOZ				5310
1 U KINGDOM			332	5770	
43 AUSTRIA			2042	37327	
55 GERMANY W			215	3767	
85 SWEDEN			413	6665	
990 U STATES			813	14383	
			3815	67912	
SICKLES OR REAPING HOOKS	DOZ				5311
1 U KINGDOM			183	821	
55 GERMANY W			83	559	
990 U STATES			679	5791	
			945	7171	
CULTIVATORS SCUFFLERS AND PTS					5321
1 U KINGDOM		4345		310914	
49 DENMARK		324		30227	
54 FRANCE		7782		31746	
55 GERMANY W		169		4169	
73 NETHRLNDS				642	
86 SWITZRLND				237	
559 JAPAN				3004	
990 U STATES		181315		6791532	
		193935		7172471	
DRILLS SEED SEEDERS AND PARTS					5322
1 U KINGDOM		287		880	
990 U STATES		54410		1305477	
		54697		1306357	

IMPORTS BY COMMODITIES AND COUNTRIES

Commodity and Country	OCTOBER 1961		JANUARY TO OCTOBER 1961		Class Number
	Quantity	Value (\$)	Quantity	Value (\$)	
HARROWS DISC AND PARTS					5323
1 U KINGDOM				1573	
990 U STATES		100771		1530394	
		100771		1531967	
HARROWS AND PARTS N O P					5324
1 U KINGDOM				76365	
55 GERMANY W				1108	
86 SWITZRLND		9729		13421	
990 U STATES		41849		650645	
		51578		741539	
HOES			DOZ		5325
1 U KINGDOM			135	918	
55 GERMANY W			435	2278	
85 SWEDEN			12	452	
559 JAPAN			1881	10514	
990 U STATES			852	10944	
			3315	25106	
PLOUGHS DISC AND PARTS					5326
1 U KINGDOM				51	
990 U STATES		20502		442347	
		20502		442398	
PLOUGHS AND PARTS N O P					5327
1 U KINGDOM		112		75162	
55 GERMANY W				1281	
990 U STATES		232000		2302076	
		232112		2378519	
ROLLERS FARM OR LAWN AND PARTS			NO		5328
990 U STATES			4	1518	
			4	1518	
FANNING MILL PEAVINERS AND PTS			NO		5331
54 FRANCE				6	
990 U STATES		86		3287	
		116510		905123	
		116510		384	
				390	
				908410	
HARVESTER COMBINES AND PARTS			NO		5332
1 U KINGDOM		724		2	
54 FRANCE				76534	
55 GERMANY W				1204	
990 U STATES		88		35	
		696840		88172	
		697564		3132	
				18771515	
				3169	
				18937425	
THRESHING MACHINE SEPARATORS			NO		5333
990 U STATES				44	
				12346	
THRESHING MACHINE PARTS				44	5334
990 U STATES		994		34081	
		994		34081	
ELECT GENERATORS FARM AND PTS					5342
1 U KINGDOM				2723	
990 U STATES		12381		71051	
		12381		73774	
FODDER FEED CUTTERS AND PARTS			NO		5343
990 U STATES				31	
		10364		109	
		10364		70900	
				109	
				70900	
FRUIT VEGETABLE GRADING MACH					5344
1 U KINGDOM		3550		38918	
55 GERMANY W				4054	
73 NETHRLNDS		491		4086	
990 U STATES		122288		1084069	
		126329		1131127	
GRAIN HAY GRINDERS AND PARTS			NO		5345
85 SWEDEN				2	
874 MEXICO				1096	
990 U STATES		193		191	
		95037		455251	
		95037		908	
				456538	
HAY PRESSES AND PARTS			NO		5346
1 U KINGDOM		28909		97232	
54 FRANCE				79479	
55 GERMANY W				5556	
990 U STATES		469		800055	
		828964		5460	
				8119370	
				5545	
				8301637	
MANURE SPREADERS AND PARTS			NO		5350
1 U KINGDOM		2609		9045	
990 U STATES		281		142627	
		145236		5195	
				2340945	
				5195	
				2349990	
POST HOLE DIGGERS AND PARTS			NO		5352
990 U STATES				48	
		7854		4258	
		7854		218421	
				4258	
				218421	
SPADES AND SHOVELS N O P			DOZ		5353
1 U KINGDOM		9468		6056	
55 GERMANY W				249	
73 NETHRLNDS				15	
78 PORTUGAL				115	
516 HONG KONG				155	
559 JAPAN		130		3489	
990 U STATES		769		1476	
		1189		32592	
		9155		20313	
		19812		11555	
				136867	
SPRAYING AND DUSTING MACHINES					5354
1 U KINGDOM		524		52983	
55 GERMANY W		536		8689	
67 ITALY				1228	
516 HONG KONG				421	
559 JAPAN				2040	
990 U STATES		50351		2145690	
		51411		2211051	
TRACTION DITCHING MACH AND PTS			NO		5356
1 U KINGDOM				1	
55 GERMANY W		791		1204	
				891	
				2	

IMPORTS BY COMMODITIES AND COUNTRIES

Commodity and Country	OCTOBER 1961		JANUARY TO OCTOBER 1961		Class Number
	Quantity	Value (\$)	Quantity	Value (\$)	
990 U STATES	8	50419	146	896564	
TRACTORS	9	51210	149	898659	5357
1 U KINGDOM	563	891202	7921	12225885	
54 FRANCE			136	209151	
55 GERMANY W	8	26493	141	413841	
67 ITALY			142	198206	
85 SWEDEN			30	5504	
990 U STATES	928	3769816	20300	68482022	
TRACTOR PARTS AND ACCESSORIES	1499	4687511	28670	81534609	5358
1 U KINGDOM		266516		2105052	
49 DENMARK				6083	
54 FRANCE		814		5243	
55 GERMANY W		3805		82496	
67 ITALY		1022		16453	
73 NETHRLNDS		1622		12122	
85 SWEDEN				22754	
86 SWITZRLND				18583	
559 JAPAN				6938	
990 U STATES		3862428		37404740	
PRUNING HOOKS SHEARS DEHORNERS		4136207		39680464	5362
1 U KINGDOM				5846	
44 BELG LUX				2862	
49 DENMARK		150		150	
54 FRANCE				234	
55 GERMANY W		174		9409	
67 ITALY		1281		18841	
76 NORWAY				350	
86 SWITZRLND				3526	
559 JAPAN				1604	
990 U STATES		13871		118104	
AGRIC IMPLEMENTS NOP AND PARTS		15476		1609226	5363
1 U KINGDOM		56193		529296	
44 BELG LUX				1110	
49 DENMARK		2561		11386	
54 FRANCE				7452	
55 GERMANY W		4393		86206	
67 ITALY		168		168	
73 NETHRLNDS		3624		28632	
85 SWEDEN		87		6111	
86 SWITZRLND				2838	
559 JAPAN		5104		86569	
614 AUSTRALIA				204	
990 U STATES		1577616		19553972	
KNIVES AND FORKS TABLE		1649746		20313944	5371
1 U KINGDOM		26558		122119	
43 AUSTRIA				3691	
49 DENMARK		2503		14810	
53 FINLAND		509		1448	
54 FRANCE		93		1242	
55 GERMANY W		6106		61214	
67 ITALY		155		819	
73 NETHRLNDS		50		2306	
76 NORWAY				380	
85 SWEDEN		995		13896	
86 SWITZRLND		65		513	
516 HONG KONG				752	
519 INDIA		603		3013	
559 JAPAN		64240		698470	
583 THAILAND				141	
668 U S OCEA		611		4255	
990 U STATES		18440		138881	
POCKET KNIVES		120928		1067950	5372
1 U KINGDOM		23925		168007	
54 FRANCE		105		1000	
55 GERMANY W		20803		154524	
67 ITALY		3371		11771	
82 SPAIN				395	
85 SWEDEN				802	
86 SWITZRLND		197		4450	
559 JAPAN		9424		38139	
990 U STATES		4941		79229	
RAZORS N O P AND PARTS		62766		458317	5373
1 U KINGDOM		13848		18503	
54 FRANCE				646	
55 GERMANY W		2353		17853	
559 JAPAN				848	
990 U STATES		14329		424499	
SAFETY RAZOR BLAODES		30530		462349	5374
1 U KINGDOM	DOZ	188242	12029	1079699	
49 DENMARK		10417	724	68749	
55 GERMANY W		31228	2179	179178	
64 IRELAND				29166	
85 SWEDEN				14450	
246 CZECHO S		8333	188	29166	
559 JAPAN				5000	
990 U STATES		143463	15032	2570285	
		381683	30152	3975693	

IMPORTS BY COMMODITIES AND COUNTRIES

107

Commodity and Country	OCTOBER 1961		JANUARY TO OCTOBER 1961		Class Number
	Quantity	Value (\$)	Quantity	Value (\$)	
SCISSORS AND SHEARS N O P					5 375
1 U KINGDOM		19294		160308	
54 FRANCE		362		3763	
55 GERMANY W		32434		385071	
67 ITALY		8653		58785	
73 NETHRLNDS		1377		1377	
86 SWITZRLND		245		360	
516 HONG KONG				467	
527 PAKISTAN		1091		13587	
559 JAPAN		13216		70976	
990 U STATES		28571		322740	
		105243		1017434	
OTHER KNIVES N O P					5 376
1 U KINGDOM		4411		47419	
43 AUSTRIA				979	
49 DENMARK				435	
53 FINLAND		559		1657	
54 FRANCE				4854	
55 GERMANY W		16689		143678	
67 ITALY				1036	
85 SWEDEN		958		15605	
86 SWITZRLND				2235	
516 HONG KONG		50		563	
559 JAPAN		793		42037	
990 U STATES		17561		105443	
		41021		365941	
SPOONS					5 377
1 U KINGDOM		768		13148	
43 AUSTRIA				1853	
49 DENMARK		1061		6384	
53 FINLAND		117		604	
55 GERMANY W		1955		17995	
67 ITALY		1226		2082	
73 NETHRLNDS		138		4186	
76 NORWAY				89	
85 SWEDEN		743		6724	
559 JAPAN		19957		229608	
668 U S OCEA				3319	
990 U STATES		5748		26655	
		31713		312647	
KNIVES BUTCHER AND KITCHEN					5 378
1 U KINGDOM		11169		101437	
49 DENMARK				103	
54 FRANCE		259		11723	
55 GERMANY W		6899		95498	
85 SWEDEN				2039	
86 SWITZRLNO		2009		10944	
516 HONG KONG				451	
519 INDIA				200	
559 JAPAN		11298		129600	
668 U S OCEA		1486		1486	
990 U STATES		23833		141727	
		56953		495208	
HINGES AND BUTTS	LB				5 381
1 U KINGDOM	21073	8344	271795	68352	
43 AUSTRIA			5430	1130	
44 BELG LUX			15846	5379	
55 GERMANY W	23518	5630	163238	43523	
67 ITALY			741	494	
73 NETHRLNDS	730	194	4204	1230	
82 SPAIN			2180	755	
85 SWEDEN	34326	10361	186609	52453	
559 JAPAN	110405	21250	602019	114801	
990 U STATES	77270	57562	710493	525664	
	267322	103341	1962555	813781	
CUT NAILS	CWT				5 391
1 U KINGDOM			40	824	
85 SWEDEN			32	727	
559 JAPAN			201	3153	
990 U STATES	440	20818	2977	122559	
	440	20818	3250	127263	
TACKS ALL KINDS N O P	LB				5 393
1 U KINGDOM	7377	1595	22800	5402	
55 GERMANY W	495	406	17094	7499	
559 JAPAN			2682	875	
990 U STATES	6168	2871	46152	19032	
	14040	4872	88728	32808	
WIRE NAILS OVER ONE INCH	CWT				5 394
1 U KINGDOM	300	2416	28341	229051	
43 AUSTRIA	374	2499	17755	109059	
44 BELG LUX	873	7506	8931	64184	
55 GERMANY W	4437	29419	16261	104261	
67 ITALY			1959	12138	
73 NETHRLNDS	1288	8731	27864	183787	
85 SWEOEN			360	4892	
246 CZECHO S			39519	180133	
277 POLAND	3125	21331	3125	21331	
559 JAPAN	1893	18818	68959	514072	
990 U STATES	233	11665	6211	151166	
	12523	102385	219285	1574074	
NAILS BRADS AND SPIKES N O P	LB				5 395
1 U KINGDOM	5237	921	51014	10354	
55 GERMANY W	3437	1410	21472	7766	
85 SWEDEN	400	102	400	102	
559 JAPAN	8965	1979	62701	9417	
990 U STATES	18127	6816	142969	58458	
	36166	11228	278556	86097	

IMPORTS BY COMMODITIES AND COUNTRIES

Commodity and Country	OCTOBER 1961		JANUARY TO OCTOBER 1961		Class Number
	Quantity	Value (\$)	Quantity	Value (\$)	
HAND SEWING NEEDLES					5400
1 U KINGDOM		9565		37703	
55 GERMANY W				8119	
246 CZECHO S				696	
516 HONG KONG				950	
559 JAPAN				5203	
990 U STATES				3377	
		9565		56048	
SPRING BEARD AND LATCH NEEDLES	M				5401
1 U KINGDOM	60	3250	979	43003	
54 FRANCE			23	1492	
55 GERMANY W	324	10889	1287	45213	
86 SWITZRLND			116	9405	
246 CZECHO S			20	447	
990 U STATES	1201	67788	7237	405287	
	1585	81927	9662	505547	
NEEDLES N O P					5402
1 U KINGDOM		23919		298322	
44 BELG LUX		3193		19235	
55 GERMANY W		9721		82648	
67 ITALY		1993		12446	
73 NETHRLNDS		653		2600	
86 SWITZRLND		61		3197	
246 CZECHO S		292		1938	
516 HONG KONG		136		1497	
559 JAPAN		3409		28594	
990 U STATES		20260		158462	
		63637		608939	
PINS N O P	LB				5403
1 U KINGDOM	24797	25738	324784	269834	
54 FRANCE			3046	2083	
55 GERMANY W	401	731	15296	14361	
82 SPAIN			1588	446	
246 CZECHO S			19993	10375	
559 JAPAN	94	130	6850	5742	
990 U STATES	11134	13481	43818	75415	
	36426	40080	415375	378256	
PINS FOR MARKING SYSTEMS	LB				5404
1 U KINGDOM			628	481	
990 U STATES	2271	3507	18243	30937	
	2271	3507	18871	31418	
NUTS AND BOLTS WASHERS RIVETS	LB				5411
1 U KINGDOM	255709	60772	2040378	542050	
43 AUSTRIA	120	65	44171	7768	
44 BELG LUX	235149	22876	320874	35878	
53 FINLAND	316	682	316	682	
54 FRANCE	106147	15650	897754	135275	
55 GERMANY W	26873	14062	397274	121842	
67 ITALY	2131	903	55007	11596	
73 NETHRLNDS	505	125	34789	8242	
85 SWEDEN	1922	1498	205569	62417	
86 SWITZRLND			359	1177	
288 YUGO SLAV	208279	22634	388959	43424	
516 HONG KONG			118	118	
559 JAPAN	209217	28225	896715	135570	
614 AUSTRALIA			2375	700	
990 U STATES	778667	454938	6367300	3531639	
	1825035	622430	11651958	4638378	
MACHINE AND OTHER SCREWS N O P					5412
1 U KINGDOM		1530		33594	
43 AUSTRIA				1631	
44 BELG LUX				18807	
54 FRANCE				1986	
55 GERMANY W		2254		19218	
73 NETHRLNDS				2267	
85 SWEDEN		279		4698	
86 SWITZRLND		53		448	
516 HONG KONG				80	
559 JAPAN		11101		48514	
886 P RICO				8018	
990 U STATES		259393		2060860	
		274610		2200121	
WOOD SCREWS OF IRON OR STEEL					5413
1 U KINGDOM		3404		19413	
43 AUSTRIA		340		5153	
44 BELG LUX				12035	
54 FRANCE				886	
55 GERMANY W		820		20536	
85 SWEDEN		2301		19454	
246 CZECHO S				487	
516 HONG KONG				2485	
559 JAPAN		14460		30604	
886 P RICO		2626		15721	
990 U STATES		5786		111968	
		22737		238742	
FISH HOOKS COMMERCIAL					5421
1 U KINGDOM		173		4057	
76 NORWAY		538		40798	
559 JAPAN				3188	
990 U STATES		1300		18908	
		2011		66951	
HARDWARE N O P					5422
1 U KINGDOM		52196		469677	
43 AUSTRIA		1262		7390	
49 DENMARK				51	
54 FRANCE				7493	

IMPORTS BY COMMODITIES AND COUNTRIES

Commodity and Country	OCTOBER 1961		JANUARY TO OCTOBER 1961		Class Number
	Quantity	Value (\$)	Quantity	Value (\$)	
55 GERMANY W		1 4515		800 99	
67 ITALY				7716	
73 NETHRLNDS		4903		36758	
85 SWEDEN		3459		35176	
246 CZECHO S				3740	
516 HONG KONG				327	
559 JAPAN		18668		83391	
990 U STATES		495510		3952792	
		590513		4684610	
LOCKS OF IRON OR STEEL					5 423
1 U KINGDOM		1204		51671	
54 FRANCE				654	
55 GERMANY W		2199		49872	
67 ITALY				5572	
85 SWEDEN				118	
86 SWITZRLND		3839		3839	
262 HUNGARY				1030	
516 HONG KONG		644		2899	
559 JAPAN				6065	
990 U STATES		83686		786876	
		91572		908596	
SKATES ICE AND PARTS	PAIR				5 425
1 U KINGDOM	468	3216	3466	14629	
43 AUSTRIA			55	413	
990 U STATES	39	786	382	1309	
	507	4002	3903	16351	
SKATES ROLLER AND PARTS	PAIR				5 426
1 U KINGDOM			2205	3682	
559 JAPAN	3481	2928	7648	6481	
990 U STATES	576	3677	7439	39211	
	4057	6605	17292	49374	
CARPET SWEEPERS	NO				5 441
1 U KINGDOM			1499	7161	
886 P RICO			1304	11435	
990 U STATES	1047	5562	8806	39221	
	1047	5562	11609	57817	
CLEANERS ELECTRIC VACUUM	NO				5 442
1 U KINGDOM	807	17176	4412	91746	
49 DENMARK	6	265	430	16077	
55 GERMANY W	13	342	16	1097	
67 ITALY			475	11563	
73 NETHRLNDS	428	10085	5397	119455	
85 SWEDEN	150	10836	351	24882	
990 U STATES	4076	184438	74205	2913794	
	5480	223142	85286	3178614	
CLEANERS HAND VACUUM AND PARTS					5 443
1 U KINGDOM		47408		340957	
49 DENMARK		879		3924	
55 GERMANY W				1345	
73 NETHRLNDS		223		2835	
85 SWEDEN				9097	
516 HONG KONG				803	
559 JAPAN		4053		8809	
886 P RICO				6394	
990 U STATES		269711		1673441	
		32274		2047605	
CLOTHES WRINGERS DOMESTIC					5 444
990 U STATES		8519		85589	
		8519		85589	
SEWING MACHINES DOMESTIC	NO				5 445
1 U KINGDOM	4501	113878	27049	665430	
54 FRANCE	890	28851	3261	103866	
55 GERMANY W	90	9807	1645	116377	
67 ITALY			1155	7132	
73 NETHRLNDS			3	274	
78 PORTUGAL	175	5089	325	10069	
85 SWEDEN			346	25911	
86 SWITZRLND	321	22676	4992	359100	
246 CZECHO S	125	3843	1135	25765	
519 INDIA			1550	21073	
559 JAPAN	6548	178979	64946	1667243	
752 BRAZIL			6	156	
990 U STATES	689	27935	27748	2059696	
	13339	391058	134161	5062092	
SEWING MACH ATTACHMNTS DOMESTIC					5 446
1 U KINGDOM		416		123099	
55 GERMANY W		1336		6505	
67 ITALY				278	
86 SWITZRLND		588		3470	
559 JAPAN		361		7012	
990 U STATES		9798		190136	
		12499		330500	
SEWING MACHINE PARTS DOMESTIC					5 447
1 U KINGDOM		22362		313255	
49 DENMARK				322	
55 GERMANY W		2327		19053	
67 ITALY				229	
85 SWEDEN		87		756	
86 SWITZRLND		80		6247	
246 CZECHO S				881	
258 GERMANY E				318	
288 YUGO SLAV		4962		12273	
559 JAPAN		508		17216	
990 U STATES		62825		547606	
		93151		918156	

IMPORTS BY COMMODITIES AND COUNTRIES

Commodity and Country	OCTOBER 1961		JANUARY TO OCTOBER 1961		Class Number	
	Quantity	Value (\$)	Quantity	Value (\$)		
CLOTHES DRYERS DOMESTIC ELECTRIC	NO				5 4 4 8	
1 U KINGDOM			1052	49035		
55 GERMANY W			289	12852		
990 U STATES	2521	438344	15055	2522781		
		2521	438344	16396	2584668	
WATER PUMPS DOMESTIC	NO				5 4 4 9	
1 U KINGDOM	303	4207	4542	39576		
246 CZECHO S			536	2193		
990 U STATES	16	3255	616	38230		
		319	7462	5694	79999	
WASHING MACHINES ELECTRIC	NO				5 4 5 0	
1 U KINGDOM			161	17379		
55 GERMANY W			2	362		
990 U STATES	4634	691494	28783	4168367		
		4634	691494	28946	4186108	
WASHING MACHINES N O P	NO				5 4 5 1	
990 U STATES	1	160	15	1693		
		1	160	15	1693	
WASHING MACHINE PARTS					5 4 5 3	
1 U KINGDOM				2604		
86 SWITZRLND				2353		
990 U STATES		684502		4279154		
		684502		4284111		
IRONERS DOMESTIC ELEC AND PTS	NO				5 4 5 4	
990 U STATES		80	25	4673		
		80	25	4673		
ARTICLES FOR SMELTING IRON					5 4 6 1	
1 U KINGDOM				2162		
55 GERMANY W				123044		
76 NORWAY				69		
990 U STATES		43793		419872		
		43793		545147		
BLOWERS SMELTING APPARATUS					5 4 6 2	
86 SWITZRLND				5643		
990 U STATES		9649		265463		
		9649		271106		
BUDDLES VANNERS SLIME TABLES					5 4 6 3	
990 U STATES		12473		2918079		
		12473		2918079		
CHOCK RELEASE APPARATUS					5 4 6 5	
1 U KINGDOM				206		
				206		
COAL HEADING MACHINES					5 4 6 6	
1 U KINGDOM		151		3391		
55 GERMANY W				17968		
85 SWEDEN				997		
990 U STATES		54943		240259		
		55094		262615		
MINERS LAMPS AND ACCESSORIES					5 4 6 7	
1 U KINGDOM		472		19517		
55 GERMANY W				71		
990 U STATES		21177		375141		
		21649		394729		
AMALGAM SAFES ORE SAMPLERS					5 4 6 8	
1 U KINGDOM		1689		35160		
55 GERMANY W				57511		
990 U STATES		23998		358800		
		25687		451471		
SUNDRY METALLURGICAL APPARATUS					5 4 6 9	
1 U KINGDOM		24146		288402		
54 FRANCE				13087		
55 GERMANY W		28691		464625		
67 ITALY		1016		26481		
76 NORWAY				239973		
85 SWEDEN				3487		
86 SWITZRLND				166077		
559 JAPAN				4281		
990 U STATES		219495		2993217		
		273348		4199630		
DIAMOND DRILLS CORE DRILLS					5 4 7 0	
1 U KINGDOM		38202		310201		
55 GERMANY W				78		
85 SWEDEN				2099		
427 UN SO AFR		1483		40963		
990 U STATES		28462		304014		
		68147		657355		
MINE LOADING MACH CONVEYORS					5 4 7 1	
1 U KINGDOM		15156		1940253		
55 GERMANY W				9637		
85 SWEDEN		1483		71383		
990 U STATES		584507		6773435		
		601146		8794708		
MACHINERY ALLUVIAL MINING					5 4 7 3	
990 U STATES		7647		405590		
		7647		405590		
MACHINERY ORE HANDLING					5 4 7 4	
990 U STATES				44217		
				44217		
MACHINERY ORE CONCENTRATION					5 4 7 5	
1 U KINGDOM		1109		125938		
44 BELG LUX		193		1570		
55 GERMANY W				4247		
85 SWEDEN				2490		
990 U STATES		186672		989017		
		187974		1123262		

IMPORTS BY COMMODITIES AND COUNTRIES

111

Commodity and Country	OCTOBER 1961		JANUARY TO OCTOBER 1961		Class Number
	Quantity	Value (\$)	Quantity	Value (\$)	
MACHINERY METAL REFINING					5476
1 U KINGDOM				4412	
67 ITALY				183	
86 SWITZRLND				530	
990 U STATES		5278		509125	
		5278		514250	
ORE CRUSHERS GRINDING MILLS					5477
1 U KINGDOM		48518		280785	
44 BELG LUX				475	
54 FRANCE				1272	
55 GERMANY W				79314	
86 SWITZRLND				124	
990 U STATES		140878		1877134	
		189396		2239104	
COAL CUTTERS AUGERS DRILLS					5478
1 U KINGDOM		17643		106545	
55 GERMANY W				1264	
990 U STATES		7962		143803	
		25605		251612	
PUMPS PREC METAL EXTRACTION					5480
990 U STATES		33770		182731	
		33770		182731	
ROCK DRILLS AND PARTS	NO				5481
1 U KINGDOM		8423	33	100341	
53 FINLAND	16	11958	22	27611	
85 SWEDEN	21	11489	301	263186	
86 SWITZRLND			1	1289	
427 UN SO AFR				735	
990 U STATES	2	78376	304	1414064	
	39	110246	661	1807226	
WELL DRILLING MACHINERY					5482
1 U KINGDOM		14363		353491	
55 GERMANY W		843		6383	
67 ITALY				855	
85 SWEDEN				89	
559 JAPAN				443	
785 VENEZUELA				46259	
990 U STATES		3586932		27366776	
		3602138		27774296	
ADDING MACHINES AND PARTS	NO				5500
1 U KINGDOM	489	69482	2238	338317	
54 FRANCE			120	17242	
55 GERMANY W	84	10268	2128	204196	
67 ITALY	643	52205	6598	552419	
76 NORWAY	16	1152	922	49827	
85 SWEDEN	241	24571	2391	180547	
86 SWITZRLND			26	1804	
246 CZECHO S			900	7936	
990 U STATES	129	89220	8492	1575353	
	1602	246898	23822	2927641	
BOOKKEEPING MACHINES AND PARTS	NO				
1 U KINGDOM	20	21076	92	166428	
49 DENMARK			420	23869	
54 FRANCE	1	2785	2	9045	
55 GERMANY W	80	39248	537	381125	
67 ITALY	213	134512	3611	1236347	
73 NETHRLNDS	125	16138	379	75680	
85 SWEDEN	304	115085	1178	457085	
86 SWITZRLND	62	5340	216	49517	
246 CZECHO S			25	2247	
258 GERMANY E			1	57	
990 U STATES	179	2887913	4949	22609381	
	284	3222097	11410	25010781	
CASH REGISTERS					5502
55 GERMANY W		55738		329156	
76 NORWAY		4841		34374	
85 SWEDEN		74119		674641	
990 U STATES		72693		2067291	
		207391		3105462	
CASH REGISTER PARTS					5503
55 GERMANY W		217		6459	
85 SWEDEN		10314		83516	
990 U STATES		397643		2610845	
		408174		2700820	
DICTATING MACHINES AND PARTS					5504
1 U KINGDOM		59276		303848	
44 BELG LUX				78	
49 DENMARK		230		2891	
54 FRANCE				1966	
55 GERMANY W		24481		482303	
73 NETHRLNDS		3148		83538	
86 SWITZRLND				3581	
559 JAPAN		10000		29972	
990 U STATES		89212		1067415	
		186347		1975592	
TYPEWRITER PARTS					5506
1 U KINGDOM		34795		130894	
54 FRANCE				1358	
55 GERMANY W		25082		199805	
67 ITALY				934	
73 NETHRLNDS				18557	
85 SWEDEN		71		241	
86 SWITZRLND		1065		32330	
246 CZECHO S		37177		221888	
990 U STATES		459677		3714812	
		557867		4320819	

IMPORTS BY COMMODITIES AND COUNTRIES

Commodity and Country	OCTOBER 1961		JANUARY TO OCTOBER 1961		Class Number
	Quantity	Value (\$)	Quantity	Value (\$)	
TYPEWRITERS ELECTRIC	NO				5507
1 U KINGDOM			3	868	
55 GERMANY W			145	24173	
85 SWEDEN	57	10200	122	21314	
86 SWITZRLND			127	30477	
990 U STATES	364	137116	3692	1104512	
	421	147316	4089	1181344	
TYPEWRITERS PORTABLE	NO				5508
1 U KINGDOM	1178	53730	8498	332690	
55 GERMANY W	152	7629	1218	55005	
67 ITALY	24	1032	4375	155645	
73 NETHRLNDS			200	6089	
82 SPAIN	200	11579	1356	61609	
85 SWEDEN			248	12147	
86 SWITZRLND	73	4277	1438	62920	
246 CZECHO S	444	8432	5580	98564	
258 GERMANY E			2573	54073	
559 JAPAN			124	2852	
824 JAMAICA	405	10343	405	10343	
990 U STATES			338	16869	
	2476	97022	26353	868806	
TYPEWRITERS STANDARD	NO				5509
1 U KINGDOM	67	8422	4238	479833	
55 GERMANY W	55	4031	1440	110961	
67 ITALY			83	10266	
82 SPAIN	200	11593	580	33274	
85 SWEDEN	59	5502	450	40952	
86 SWITZRLND	92	9962	1127	112592	
246 CZECHO S			100	6388	
258 GERMANY E	21	1380	21	1380	
990 U STATES	177	5944	1717	76033	
	671	46834	9756	871679	
ELECTRONIC COMPUTERS AND PARTS	NO				5510
1 U KINGDOM		6086		12770	
55 GERMANY W		6415	5	22751	
990 U STATES	5	323613	110	6577099	
	5	406114	115	6612620	
MACHINERY 412A PAPER WORKING					5511
1 U KINGDOM		11039		305262	
44 BELG LUX				21971	
49 DENMARK		3401		9438	
54 FRANCE		148		114252	
55 GERMANY W		133351		1179454	
67 ITALY		290		122844	
73 NETHRLNDS		59		1163	
85 SWEDEN				15601	
86 SWITZRLND		10027		150351	
246 CZECHO S				2510	
258 GERMANY E		3430		35461	
287 U S S R				1666	
559 JAPAN				6369	
886 P RICO		3483		35070	
990 U STATES		1021640		10430266	
		1186868		12431678	
MACHINERY 412A CELLULOSE					5512
1 U KINGDOM		435		1883	
55 GERMANY W				23356	
990 U STATES		1845		40493	
		2280		65732	
NEWSPAPER PRESSES AND PARTS	NO				5513
1 U KINGDOM		53420		111027	
55 GERMANY W			2	29368	
86 SWITZRLND				16806	
990 U STATES		60342	13	1890135	
		113762	15	2047336	
FLAT BED CYL PRESSES AND PARTS	NO				5514
67 ITALY			2	16016	
990 U STATES	1	6097	5	72697	
	1	6097	7	88713	
PRINTING PRESSES N O P AND PTS	NO				5515
1 U KINGDOM	312	282120	3968	1372218	
49 DENMARK	14	2553	459	46342	
54 FRANCE			5	34842	
55 GERMANY W	42	74535	664	1151145	
67 ITALY	134	53175	628	326621	
73 NETHRLNDS			51	11970	
85 SWEDEN	5	30909	85	193464	
86 SWITZRLND		596	8	141860	
246 CZECHO S			9	18855	
258 GERMANY E			4	9065	
559 JAPAN		108	10	18413	
614 AUSTRALIA				828	
990 U STATES	900	1642029	8266	9207169	
	1407	2086025	14157	12532792	
TYPECASTING MACHINES AND PARTS					5516
1 U KINGDOM		4869		29713	
55 GERMANY W				902	
67 ITALY		188		2062	
990 U STATES		294287		2187237	
		299344		2219914	
TYPEMAKING ACCESSORIES AND PTS					5517
1 U KINGDOM				1225	
85 SWEDEN				618	
614 AUSTRALIA				4502	
990 U STATES		2262		58197	
		2262		64542	

IMPORTS BY COMMODITIES AND COUNTRIES

Commodity and Country	OCTOBER 1961		JANUARY TO OCTOBER 1961		Class Number
	Quantity	Value (\$)	Quantity	Value (\$)	
SHOVELS PWR NOT MADE CANADA NOP 990 U STATES	NO				5 518
	7	193438	102	2141977	
SHOVELS POWER MADE CANADA NOP 1 U KINGDOM 990 U STATES	NO	193438	102	2141977	5 519
	2	57360	3	75361	
	2	57360	58	1631155	
SHOVELS POWER PARTS OF N O P 1 U KINGDOM 54 FRANCE 55 GERMANY W 67 ITALY 85 SWEDEN 990 U STATES		10683	61	1706516	5 520
				52220	
				4776	
				1048	
				134	
				3528	
		403517		4435295	
		414200		4497001	
AIR COMPRESSING MACH AND PARTS 1 U KINGDOM 43 AUSTRIA 44 BELG LUX 49 DENMARK 54 FRANCE 55 GERMANY W 67 ITALY 73 NETHRLNDS 85 SWEDEN 86 SWITZRLND 559 JAPAN 990 U STATES		144617		872137	5 521
				11635	
		9272		193295	
				8607	
		7181		12667	
				62292	
				3898	
		126		7537	
		2671		107948	
				88682	
				827	
		956242		6963790	
		1120109		8333315	
BAKERY MACHINERY AND PARTS 1 U KINGDOM 43 AUSTRIA 49 DENMARK 54 FRANCE 55 GERMANY W 67 ITALY 73 NETHRLNDS 85 SWEDEN 86 SWITZRLND 559 JAPAN 990 U STATES		46232		148452	5 522
		142		9464	
				8292	
				560	
		4255		29767	
				11028	
		8987		41333	
				1443	
				1619	
				1939	
		206834		2541712	
		266450		2795609	
CHAIN SAWS AND PARTS 1 U KINGDOM 55 GERMANY W 76 NORWAY 85 SWEDEN 614 AUSTRALIA 990 U STATES	NO			1196	5 523
	177	17629	678	70527	
		62	140	9732	
	150	38579	903	170900	
			6	2435	
	601	362046	3638	2715992	
	928	418316	5365	2970782	
COAL CARBONIZING MACH AND PTS 990 U STATES				10802	5 524
				10802	
SEWING MACH INDUSTRIAL AND PTS 1 U KINGDOM 44 BELG LUX 49 DENMARK 54 FRANCE 55 GERMANY W 67 ITALY 82 SPAIN 85 SWEDEN 86 SWITZRLND 258 GERMANY E 559 JAPAN 990 U STATES	NO			221948	5 525
	73	10495	904	44411	
		10781	1	7702	
			3	1441	
		215	6	133992	
	83	20032	812	906	
			1	1597	
			25	977	
	3	227	9	48748	
	404	36343	517	397	
			5	13922	
	31	2975	78	1971278	
	529	213165	4000	2447319	
	1123	294233	6361		
CLAY PRODUCTS MACH AND PARTS 1 U KINGDOM 86 SWITZRLND 990 U STATES		1001		2706	5 526
				108	
		5317		79760	
		6318		82574	
COAL COKE AND GAS MACH AND PTS 1 U KINGDOM 990 U STATES		26671		46176	5 527
		997213		4511010	
		1023884		4557186	
WASTE RECOVERY MACH AND PARTS 1 U KINGDOM 55 GERMANY W 990 U STATES		605		17976	5 528
				40881	
		20368		391737	
		20973		450594	
COAL HANDLING MACHINES AND PTS 1 U KINGDOM 990 U STATES				161	5 529
		6359		150914	
		6359		151075	
CONCRETE MIXING MACH AND PARTS 1 U KINGDOM 44 BELG LUX 49 DENMARK 55 GERMANY W 990 U STATES	NO			16090	5 530
	4	7251	7	1644	
			1	4469	
			2	28422	
		548	3	790984	
	22	89970	244	841609	
	26	27769	257		
ROCK DRILL BITS 1 U KINGDOM 43 AUSTRIA 64 IRELAND	NO			15812	5 531
			2678	1714	
			185	725	
			200		

IMPORTS BY COMMODITIES AND COUNTRIES

Commodity and Country	OCTOBER 1961		JANUARY TO OCTOBER 1961		Class Number
	Quantity	Value (\$)	Quantity	Value (\$)	
85 SWEODEN	3024	45408	26850	305855	5532
427 UN SO AFR			3544	23808	
990 U STATES	855	84255	26269	563054	
DENTAL ENGINES ELECTRIC	NO				5532
1 U KINGDOM			51	8961	
55 GERMANY W			15	764	
990 U STATES	28	1126	148	14008	5534
HANO FIRE EXTINGUISHERS	28	1126	214	23733	
1 U KINGDOM		2031		17902	5534
990 U STATES		133502		1375765	
FERTILIZER MACHINERY AND PARTS		135533		1393667	5535
1 U KINGDOM		338		43137	
49 DENMARK				707	
76 NORWAY		1450		70761	
85 SWEODEN				567	
990 U STATES		3592		21514	5536
FISH PREPARING MACH AND PARTS		5380		136686	
1 U KINGDOM				24923	5537
49 DENMARK		6437		14351	
55 GERMANY W		636		80227	
990 U STATES		1292		50047	
REFRIGERATING MACH AND PARTS		8365		169548	
1 U KINGDOM		15037		138063	5537
49 DENMARK				2737	
55 GERMANY W				20521	
82 SPAIN		2794		2794	
86 SWITZRLND				1696	
990 U STATES		697067		9401691	
LAWN MOWERS POWER AND PARTS	NO				5538
1 U KINGDOM	4	1022	445	51705	
85 SWEDEN			46	8848	
990 U STATES	520	93440	73083	4007040	5539
LAWN MOWERS N O P	524	94462	73574	4067593	
1 U KINGDOM			33484	283266	5539
55 GERMANY W			200	1059	
990 U STATES	15	209	7234	103242	
LEATHER MACHINERY AND PARTS	15	209	40918	387567	5540
1 U KINGDOM				6104	
55 GERMANY W		422		2167	
990 U STATES		19122		273325	5541
LOGGING MCHY AND PARTS N O P		19544		281596	
1 U KINGDOM		15288		90376	5542
55 GERMANY W		344		4572	
73 NETHRLNDS				7977	
85 SWEDEN		10317		73916	
86 SWITZRLND				40963	
559 JAPAN				48457	
990 U STATES		516566		5272492	
METAL DRILLING MACH AND PARTS		542515		5538753	
1 U KINGDOM		46233		267070	
43 AUSTRIA		152		152	
44 BELG LUX				1860	
49 DENMARK				6315	
54 FRANCE		95		21658	
55 GERMANY W		323		33292	
67 ITALY		1225		13453	
82 SPAIN				5116	
85 SWEODEN		588		22344	
86 SWITZRLNO		363		52601	
246 CZECHO S		1482		24857	
559 JAPAN				173	
614 AUSTRALIA		767		2911	
990 U STATES		367822		1727203	
METAL GRINDING MACH AND PARTS		419050		2179005	5543
1 U KINGDOM		81897		448263	
44 BELG LUX				961	
49 DENMARK		7444		41648	
53 FINLAND				1056	
54 FRANCE				2130	
55 GERMANY W		99355		233181	
67 ITALY		27650		65015	
73 NETHRLNDS		324		28581	
85 SWEODEN		1034		91303	
86 SWITZRLND		2649		95051	
246 CZECHO S		10049		64298	
559 JAPAN		1175		1777	
614 AUSTRALIA		2790		7152	
990 U STATES		310440		3613705	
METALWORKING LATHES AND PARTS		544807		4694121	5544
1 U KINGDOM		104104		952534	
43 AUSTRIA		4364		37194	
44 BELG LUX				42806	
49 DENMARK				6067	
54 FRANCE		1463		36204	

IMPORTS BY COMMODITIES AND COUNTRIES

Commodity and Country	OCTOBER 1961		JANUARY TO OCTOBER 1961		Class Number
	Quantity	Value (\$)	Quantity	Value (\$)	
55 GERMANY W		11706		275908	5 545
67 ITALY		5721		110870	
73 NETHRLNDS				175	
82 SPAIN				6360	
85 SWEDEN				12015	
86 SWITZRLND		726		12674	
246 CZECHO S		8075		47785	
614 AUSTRALIA		5316		5770	
990 U STATES		383771		2266942	
		525246		3813304	
METAL MILLING MACHINES AND PTS					
1 U KINGDOM		93194		749835	
44 BELG LUX				418	
49 DENMARK		9084		32231	
54 FRANCE		2217		32730	
55 GERMANY W		10154		159094	
67 ITALY		2728		13220	
73 NETHRLNDS				35836	
82 SPAIN		8384		12198	
85 SWEDEN		235		62516	
86 SWITZRLND				35489	
246 CZECHO S		12002		33570	
990 U STATES		65118		1175635	
		203116		2342772	
METALWORKING PLANERS AND PARTS					
1 U KINGDOM				54984	
55 GERMANY W				261	
990 U STATES				63745	
				118990	
METALWORKING PRESSES AND PARTS					
1 U KINGDOM		31659		285335	
43 AUSTRIA				5846	
49 DENMARK				2168	
54 FRANCE				105617	
55 GERMANY W		4259		224894	
73 NETHRLNDS				11247	
82 SPAIN				3843	
85 SWEDEN				9069	
86 SWITZRLND				3433	
246 CZECHO S				3666	
559 JAPAN				161	
990 U STATES		367955		3383474	
		403873		4038753	
METAL ROLLING MILL MCH AND PTS					
1 U KINGDOM		16653		255283	
55 GERMANY W				102433	
67 ITALY				2436	
76 NORWAY				29988	
85 SWEDEN				2619	
86 SWITZRLND				1405	
990 U STATES		457092		1874633	
		473745		2268797	
METAL SHAPERS SLOTTERS AND PTS					
1 U KINGDOM		1072		153000	
55 GERMANY W		2131		52053	
85 SWEDEN		1774		10709	
86 SWITZRLND		1336		6306	
246 CZECHO S				8131	
559 JAPAN				1184	
990 U STATES		39299		720429	
		45612		951812	
METALWORKING MCH N O P AND PTS					
1 U KINGDOM		53936		749732	
43 AUSTRIA				5744	
44 BELG LUX		89		27932	
49 DENMARK				3315	
54 FRANCE				88824	
55 GERMANY W		73483		417031	
67 ITALY		11372		41825	
73 NETHRLNDS				2902	
76 NORWAY				2500	
85 SWEDEN		3408		63804	
86 SWITZRLND		1432		52559	
559 JAPAN				367	
614 AUSTRALIA				613	
990 U STATES		616082		6400828	
		759802		7857976	
MOTION PICTURE PROJECTORS					
1 U KINGDOM		5556		121177	
43 AUSTRIA				126966	
44 BELG LUX				374	
49 DENMARK				1213	
54 FRANCE		679		14985	
55 GERMANY W		13569		33818	
67 ITALY				3825	
73 NETHRLNDS				65	
86 SWITZRLND		23754		60078	
516 HONG KONG				75	
559 JAPAN		15538		107151	
614 AUSTRALIA				853	
990 U STATES		414203		2515522	
		473299		2986102	
CRANES ETC NOT MADE IN CANADA	NO				
1 U KINGDOM	155	36920	211	338144	
43 AUSTRIA			2	16326	
49 DENMARK			2	21721	

IMPORTS BY COMMODITIES AND COUNTRIES

Commodity and Country	OCTOBER 1961		JANUARY TO OCTOBER 1961		Class Number
	Quantity	Value (\$)	Quantity	Value (\$)	
54 FRANCE			3	57730	
55 GERMANY W			5	59544	
85 SWEDEN	22	16500	152	132195	
990 U STATES	58	356870	591	2623711	
CRANES ETC KIND MADE IN CANADA	235	410290	966	3249371	
NO					5553
1 U KINGDOM	17	5505	301	184392	
54 FRANCE			76	4376	
55 GERMANY W	29	22927	453	422603	
73 NETHRLNDS			2	2603	
76 NORWAY	16	10989	84	54749	
85 SWEDEN			6	19122	
86 SWITZRLND			1	1456	
559 JAPAN	300	6544	1541	31873	
990 U STATES	124	85447	1413	1486417	
CRANES HOISTS ETC NOP PARTS OF	486	131412	3877	2207591	
1 U KINGDOM		30876		376878	5554
44 BELG LUX				1674	
54 FRANCE				4761	
55 GERMANY W		18436		85012	
73 NETHRLNDS		194		194	
76 NORWAY		920		6302	
85 SWEDEN		200		12381	
86 SWITZRLND				2031	
990 U STATES		215078		1899235	
OZONE GENERATORS AND PARTS		265704		2388468	
1 U KINGDOM				721	5555
54 FRANCE		296		27820	
55 GERMANY W				5566	
86 SWITZRLND		1261		8628	
990 U STATES		72		8394	
PAPER MILL MACHINES AND PARTS		1629		51129	
1 U KINGDOM		118757		4412913	5556
43 AUSTRIA		6110		36138	
54 FRANCE		6602		37576	
55 GERMANY W		5057		75920	
85 SWEDEN				1777	
559 JAPAN				3867	
990 U STATES		600552		4003539	
PULP MILL MACHINES AND PARTS		737078		8571730	
1 U KINGDOM		569		16945	5557
55 GERMANY W		5537		23256	
67 ITALY				8722	
76 NORWAY				48821	
85 SWEDEN		26421		1053739	
990 U STATES		85625		1199957	
POWER PUMPS N O P AND PARTS		118152		2351440	
NO					5558
1 U KINGDOM	81	79229	2593	1024982	
44 BELG LUX	160	9325	253	20654	
49 DENMARK	2	896	30	3714	
54 FRANCE			3000	7171	
55 GERMANY W	12	14162	119	74302	
67 ITALY			2	4277	
73 NETHRLNDS	1	80	17	6968	
76 NORWAY			5	23558	
85 SWEDEN	18	14803	356	251812	
86 SWITZRLND	10	2529	49	13807	
427 UN SO AFR				699	
559 JAPAN			104	6475	
990 U STATES	4151	953907	45858	8728289	
RIFLE MAKING MACHINERY	4435	1074931	52386	10166708	
990 U STATES				467	5559
ROAD MAKING MACHINERY AND PTS		4770		221910	5560
1 U KINGDOM				131	
55 GERMANY W				5728562	
990 U STATES		383732		5950603	
TRENCH AND DITCH MACH AND PTS		388502		5950603	
990 U STATES		39668		133913	5561
ROLLERS STREET ROAD AND PARTS		39668		133913	
NO					5562
1 U KINGDOM	1	2869	26	126930	
55 GERMANY W		701	7	24429	
85 SWEDEN			12	28035	
990 U STATES	14	90102	324	1603872	
ROLLS CAST FOR ROLLING STEEL	15	93672	369	1783266	
1 U KINGDOM		192218		481531	5563
55 GERMANY W		2220		9917	
990 U STATES		129209		1470975	
SAWMILL MACHINERY AND PARTS		323647		1962423	
43 AUSTRIA				389	5564
44 BELG LUX				6353	
55 GERMANY W		11100		152456	
85 SWEDEN		4584		65005	
990 U STATES		146988		711108	
		162672		935311	

IMPORTS BY COMMODITIES AND COUNTRIES

Commodity and Country	OCTOBER 1961		JANUARY TO OCTOBER 1961		Class Number
	Quantity	Value (\$)	Quantity	Value (\$)	
SCRAPERS RAILWAY OR ROAD					5 565
1 U KINGDOM		11089		24786	
990 U STATES		124534		2320262	
		135623		2345048	
SHOE MACHINERY AND PARTS					5 566
1 U KINGDOM		6176		91174	
44 BELG LUX		13986		15569	
49 DENMARK		525		15082	
54 FRANCE		370		9399	
55 GERMANY W		609		40954	
67 ITALY		5093		108161	
85 SWEDEN				1242	
246 CZECHO S		2350		6174	
559 JAPAN				1742	
990 U STATES		156050		1358237	
		185159		1647734	
ROLLS CAST FOR ROLLING PAPER					5 567
1 U KINGDOM		30637		140017	
55 GERMANY W				2078	
990 U STATES		37025		214235	
		67662		356330	
STREET CLEANING MACH AND PARTS					5 569
1 U KINGDOM				69	
990 U STATES		162769		821507	
		162769		821576	
BEET SUGAR MACHINERY AND PARTS					5 570
1 U KINGDOM				7510	
990 U STATES		9690		276789	
		9690		284299	
VENEER DRYING MACHINES AND PTS					5 571
990 U STATES		77703		434188	
		77703		434188	
WATER METERS N O P AND PARTS	NO				5 572
1 U KINGDOM		463	17	5748	
55 GERMANY W	400	3879	650	6116	
990 U STATES	9	4465	55	67296	
	412	8807	722	79160	
WATER TURBINES AND PARTS					5 573
1 U KINGDOM		18901		34785	
54 FRANCE				1824	
55 GERMANY W				2604	
85 SWEDEN				60	
990 U STATES		57795		223738	
		76696		263011	
WIRE STITCHER STAPLERS AND PTS					5 574
1 U KINGDOM		1918		37639	
54 FRANCE				1384	
55 GERMANY W		786		14722	
67 ITALY		1486		3337	
76 NORWAY				304	
85 SWEDEN		11891		70457	
246 CZECHO S				5842	
553 CHINA COM				812	
559 JAPAN		788		24990	
990 U STATES		108344		972082	
		125213		1131569	
YARN CORD FABRIC MACH AND PTS					5 575
1 U KINGDOM		368234		3554852	
43 AUSTRIA				1225	
44 BELG LUX		221		15533	
49 DENMARK				23207	
54 FRANCE		775		103977	
55 GERMANY W		198867		660586	
67 ITALY		265614		955768	
73 NETHRLNDS				3916	
85 SWEDEN		170		580	
86 SWITZRLND		17002		356074	
246 CZECHO S				1420	
258 GERMANY E				489	
277 POLAND				22745	
559 JAPAN		2431		8446	
990 U STATES		1741911		14465411	
		2595225		20174229	
ALL MACHINERY N O P AND PARTS					5 576
1 U KINGDOM		1338356		8637681	
43 AUSTRIA		2213		92298	
44 BELG LUX		22019		143278	
49 DENMARK		13558		450372	
53 FINLAND				618	
54 FRANCE		20760		754695	
55 GERMANY W		296558		3103100	
67 ITALY		78689		996086	
73 NETHRLNDS		50648		679222	
76 NORWAY		255		22887	
78 PORTUGAL		6935		45132	
82 SPAIN				2342	
85 SWEDEN		84719		1214853	
86 SWITZRLND		43842		631747	
246 CZECHO S		455		8737	
258 GERMANY E		70		70	
277 POLAND		539		539	
427 UN S0 AFR				2573	
516 HONG KONG				4678	
559 JAPAN		6974		82219	
614 AUSTRALIA		5358		14895	
785 VENEZUELA				1000	

IMPORTS BY COMMODITIES AND COUNTRIES

Commodity and Country	OCTOBER 1961		JANUARY TO OCTOBER 1961		Class Number
	Quantity	Value (\$)	Quantity	Value (\$)	
824 JAMAICA				3562	
848 CUBA				150	
874 MEXICO				1596	
886 P RICO		24060		329474	
990 U STATES		13569611		114931071	
		15565619		132154875	
CIGARETTE CIGAR MACH AND PARTS					5 577
1 U KINGDOM		36546		1532922	
55 GERMANY W		432		187037	
73 NETHRLNDS				277	
85 SWEDEN		61		38771	
990 U STATES		58053		807846	
		95092		2566853	
VENEER OR PLYWOOD MACH AND PTS					5 578
1 U KINGDOM				1168	
55 GERMANY W		5767		78004	
990 U STATES		54289		302806	
		60056		381978	
FORGED STEEL ROLLS					5 580
1 U KINGDOM		92943		663547	
55 GERMANY W				141	
990 U STATES		133924		1015905	
		226867		1679593	
FIXED METERS GAUGES FOR LIQUID					5 581
1 U KINGDOM		212		11970	
55 GERMANY W		1150		15165	
85 SWEDEN				773	
990 U STATES		97731		695857	
		99093		723765	
AIR CONDITIONING APPARATUS NOP					5 582
1 U KINGDOM		40171		325609	
54 FRANCE				1674	
55 GERMANY W		19625		60717	
67 ITALY				5591	
73 NETHRLNDS				11103	
85 SWEDEN		1284		20340	
86 SWITZRLND		279		18138	
559 JAPAN				4700	
990 U STATES		1280100		11494993	
		1341459		11942865	
DIES IN THE ROUGH					5 583
1 U KINGDOM		223		3709	
54 FRANCE				86	
990 U STATES		5525		40140	
		5748		43935	
BOTTLING MACHINES AND PARTS					5 584
1 U KINGDOM		9711		28875	
44 BELG LUX				2116	
55 GERMANY W		2001		47314	
990 U STATES		173970		2527938	
		185682		2606243	
BULLDOZERS EARTHMOVERS AND PTS	NO				5 585
1 U KINGDOM		66778	4	600361	
55 GERMANY W		72		6815	
85 SWEDEN				20501	
559 JAPAN				751	
990 U STATES	4	918419	109	933062	
	4	985269	113	9958490	
CONVEYING EQUIPMENT AND PARTS					5 586
1 U KINGDOM		148661		806582	
43 AUSTRIA				21280	
44 BELG LUX				19762	
49 DENMARK		480		1614	
54 FRANCE		2102		65363	
55 GERMANY W		6713		258278	
67 ITALY		755		4822	
73 NETHRLNDS				1503	
76 NORWAY				19704	
85 SWEDEN		6555		79436	
86 SWITZRLND		9713		41186	
559 JAPAN				9609	
990 U STATES		461815		4172355	
		636794		5501494	
POWER JACKS AND PARTS	NO				5 587
1 U KINGDOM	769	26998	1460	104374	
55 GERMANY W				300	
85 SWEDEN	659	5510	2712	24157	
990 U STATES	1742	117667	16625	1050233	
	3170	150175	20797	1179064	
STONE CRUSHING MACH AND PARTS					5 588
1 U KINGDOM		13035		251559	
55 GERMANY W				651	
86 SWITZRLND				1490	
990 U STATES		449020		2983575	
		462055		3237275	
WOODWORKING MACH AND PARTS NOP					5 589
1 U KINGDOM		29651		347948	
43 AUSTRIA				1836	
44 BELG LUX		24870		139429	
54 FRANCE		1576		2256	
55 GERMANY W		34019		191403	
67 ITALY		14748		57369	
73 NETHRLNDS				5608	
85 SWEDEN		27053		37024	
86 SWITZRLND				1645	
246 CZECHO S				2292	

IMPORTS BY COMMODITIES AND COUNTRIES

Commodity and Country	OCTOBER 1961		JANUARY TO OCTOBER 1961		Class Number
	Quantity	Value (\$)	Quantity	Value (\$)	
990 U STATES		571755		5088911	
AIR CONDITIONERS ROOM SIZE		703672		5875721	
990 U STATES	NO				5 590
	2029	134112	25819	3342634	
	2029	134112	25819	3342634	
FRONT END LOADERS SHOVELS PTS	NO				5 591
1 U KINGDOM	6	33029	16	208263	
55 GERMANY W				39800	
85 SWEDEN				10165	
990 U STATES	35	655317	659	14345219	
	41	688346	675	14603447	
PASS ELEVATOR ESCALATR AND PTS	NO				5 598
1 U KINGDOM		58		44322	
55 GERMANY W				329	
990 U STATES	2	118599	47	1377352	
	2	118657	47	1422003	
FREIGHT SIDEWALK ELEVTR AND PTS	NO				5 599
1 U KINGDOM	8	11338	8	12677	
43 AUSTRIA				533	
990 U STATES	4	89868	62	636377	
	12	101206	70	649587	
BATHS BATHTUBS IRON OR STEEL					5 600
1 U KINGDOM				207	
55 GERMANY W		1856		7907	
824 JAMAICA				648	
990 U STATES		121939		538517	
		123795		547279	
BASINS CLOSETS SINKS					5 601
1 U KINGDOM		6494		54498	
55 GERMANY W		651		9879	
73 NETHRLNDS				3450	
990 U STATES		107861		851736	
		115006		919563	
CONTAINERS TINPLATE FOR FOOD					5 602
990 U STATES		251907		2705974	
		251907		2705974	
CONTAINERS TINPLATE N O P					5 603
1 U KINGDOM		259		39879	
54 FRANCE				234	
55 GERMANY W				2501	
73 NETHRLNDS		4112		4112	
559 JAPAN				1605	
990 U STATES		349251		3465360	
		353622		3513691	
HOLLOW WARE ENAMELLED IRON					5 604
1 U KINGDOM		3804		12341	
43 AUSTRIA				275	
44 BELG LUX		4287		32512	
49 DENMARK		1286		10144	
53 FINLAND				209	
54 FRANCE		5493		26230	
55 GERMANY W		2851		10372	
67 ITALY		67		1726	
73 NETHRLNDS		433		2176	
76 NORWAY		528		1936	
246 CZECHO S				844	
559 JAPAN		2314		2314	
990 U STATES		22881		259199	
		43944		360278	
HOLLOW WARE IRON N O P					5 605
1 U KINGDOM		11367		77331	
49 DENMARK		5820		22339	
53 FINLAND				267	
54 FRANCE		383		5825	
55 GERMANY W		1238		30059	
67 ITALY		1011		2982	
73 NETHRLNDS		246		1791	
85 SWEDEN		6737		29223	
86 SWITZRLND		210		210	
516 HONG KONG				1615	
519 INDIA		1623		2834	
559 JAPAN		6325		70742	
614 AUSTRALIA		4028		7411	
990 U STATES		358114		2739281	
		397102		2991910	
KITCHEN DAIRY HOLLOW WARE TIN					5 606
1 U KINGDOM				4644	
55 GERMANY W		8963		86318	
990 U STATES		1648		48204	
		10611		139166	
MFRS OF TIN AND TINPLATE N O P					5 607
1 U KINGDOM		6626		89267	
44 BELG LUX		97		97	
54 FRANCE		140		2819	
55 GERMANY W		2331		21517	
67 ITALY				721	
73 NETHRLNDS		3289		7714	
76 NORWAY		91		642	
85 SWEDEN		71		479	
516 HONG KONG		197		4519	
559 JAPAN		3893		26906	
874 MEXICO				156	
990 U STATES		204504		2576316	
		221239		2731153	
ANVILS AND VISES					5 621
1 U KINGDOM		28053		167789	

IMPORTS BY COMMODITIES AND COUNTRIES

Commodity and Country	OCTOBER 1961		JANUARY TO OCTOBER 1961		Class Number
	Quantity	Value (\$)	Quantity	Value (\$)	
55 GERMANY W		1674		7457	
85 SWEDEN				56	
86 SWITZRLND		55		55	
246 CZECHO S				700	
277 POLAND				1041	
559 JAPAN		2183		13342	
990 U STATES		10861		118223	
		42826		308663	
AUGERS BITS AND DRILLS					5 6 2 2
1 U KINGDOM		79520		947009	
43 AUSTRIA		8522		58259	
49 DENMARK		649		9971	
54 FRANCE		1303		38917	
55 GERMANY W		15905		200343	
67 ITALY		5705		32964	
73 NETHRLNDS				19969	
82 SPAIN				3067	
85 SWEDEN		4128		39969	
86 SWITZRLND		208		7001	
559 JAPAN		7246		56960	
614 AUSTRALIA		17629		120802	
990 U STATES		69296		683919	
		210111		2219150	
AXES	DOZ				5 6 2 3
1 U KINGDOM	482	8037	4966	62072	
55 GERMANY W	575	7890	3151	41885	
85 SWEDEN	305	4090	6512	83237	
559 JAPAN			116	1431	
990 U STATES	34	1234	680	13986	
	1396	21251	15425	202611	
FILES N O P AND RASPS	DOZ				5 6 2 4
1 U KINGDOM	4461	15100	58741	219775	
43 AUSTRIA			100	326	
55 GERMANY W	350	928	3406	12876	
78 PORTUGAL	5071	9356	14145	25330	
85 SWEDEN	1081	2969	15114	45072	
86 SWITZRLND	8	94	605	4235	
559 JAPAN	375	911	5685	23365	
990 U STATES	3000	33041	27675	232548	
	14346	62399	125471	553527	
HACK SAW BLADES					5 6 2 5
1 U KINGDOM		11641		121263	
43 AUSTRIA				2468	
49 DENMARK				739	
55 GERMANY W		630		9790	
67 ITALY		145		725	
76 NORWAY		766		1562	
85 SWEDEN		9937		26304	
86 SWITZRLND				358	
355 ISRAEL				123	
559 JAPAN		643		7957	
990 U STATES		12822		83937	
		36584		255226	
SAWS N D P					5 6 2 6
1 U KINGDOM		4937		81283	
43 AUSTRIA				2212	
49 DENMARK		1652		4130	
55 GERMANY W		10047		65115	
67 ITALY				762	
76 NORWAY		654		13980	
85 SWEDEN		27082		106385	
86 SWITZRLND		1242		2800	
246 CZECHO S				1278	
277 POLAND				275	
559 JAPAN		5166		51132	
990 U STATES		14778		156458	
		65558		485810	
WRENCHES					5 6 2 7
1 U KINGDOM		4160		113370	
54 FRANCE		52		2007	
55 GERMANY W		16165		264137	
67 ITALY		443		23741	
82 SPAIN		660		17010	
85 SWEDEN		183		2681	
559 JAPAN		15835		165430	
614 AUSTRALIA				1345	
990 U STATES		223112		1998373	
		260610		2588094	
ADZES CLEAVERS HATCHETS PLANES					5 6 2 8
1 U KINGDOM		18802		206690	
43 AUSTRIA		188		3236	
54 FRANCE		378		2091	
55 GERMANY W		13630		194056	
67 ITALY				12630	
73 NETHRLNDS				559	
78 PORTUGAL		725		725	
85 SWEDEN		3537		63620	
86 SWITZRLND		245		1364	
246 CZECHO S		219		2394	
277 POLAND				2719	
288 YUGO SLAV				616	
516 HONG KONG				450	
559 JAPAN		31052		229947	
614 AUSTRALIA		444		3520	
990 U STATES		92409		848911	
		161629		1573528	

IMPORTS BY COMMODITIES AND COUNTRIES

Commodity and Country	OCTOBER 1961		JANUARY TO OCTOBER 1961		Class Number
	Quantity	Value (\$)	Quantity	Value (\$)	
ENGINEERS PRECISION TOOLS					5 629
1 U KINGDOM		43685		411398	
43 AUSTRIA				524	
44 BELG LUX				18645	
49 DENMARK		1630		9941	
53 FINLAND		83		2000	
54 FRANCE		9345		37096	
55 GERMANY W		38046		425863	
64 IRELAND				1000	
67 ITALY		119		12778	
73 NETHRLNDS		56		5493	
76 NORWAY		1725		6054	
85 SWEDEN		1912		36751	
86 SWITZRLND		9361		291473	
246 CZECHO S				959	
258 GERMANY E				55	
277 POLAND		183		2265	
559 JAPAN		14206		123017	
614 AUSTRALIA		137		1896	
990 U STATES		518621		3706291	
		639109		5093499	
TOOLS N O P					5 630
1 U KINGDOM		75312		711486	
43 AUSTRIA		2813		11879	
44 BELG LUX				646	
49 DENMARK		488		4092	
54 FRANCE		218		15534	
55 GERMANY W		33475		407714	
67 ITALY		3523		30878	
73 NETHRLNDS		154		3947	
76 NORWAY		1606		2901	
82 SPAIN				5838	
85 SWEDEN		7474		30505	
86 SWITZRLND		4729		15272	
246 CZECHO S		926		15496	
277 POLAND		204		1942	
516 HONG KONG		855		2120	
559 JAPAN		53614		438131	
614 AUSTRALIA		999		43518	
990 U STATES		611982		7155680	
		728372		8897579	
FILES MANICURE					5 631
1 U KINGDOM		306		8422	
54 FRANCE				245	
55 GERMANY W		104		8650	
86 SWITZRLND				70	
990 U STATES		1074		19269	
		1484		36656	
TOOLS FOR USE IN MACHINES					5 632
1 U KINGDOM		119298		810787	
43 AUSTRIA		1716		15830	
44 BELG LUX		427		2560	
49 DENMARK		2104		4301	
54 FRANCE		70		7332	
55 GERMANY W		51695		196928	
67 ITALY		2916		18049	
73 NETHRLNDS		95		4042	
85 SWEDEN		13827		111222	
86 SWITZRLND		6097		42362	
246 CZECHO S				777	
258 GERMANY E				60	
559 JAPAN		862		11185	
614 AUSTRALIA		1416		8758	
990 U STATES		827348		8401203	
		1027871		9635396	
AUTOMOBILES FREIGHT NEW					5 641
1 U KINGDOM	NO	111	136306	2304	2628873
54 FRANCE		1	1101	52	60159
55 GERMANY W		184	211527	1421	1697516
559 JAPAN		1	787	1	787
990 U STATES		282	993277	4166	1463115
		579	1342998	7944	19018450
AUTOS PASS NEW UNDER 1200 DOL					5 642
1 U KINGDOM	NO	497	524319	10133	10389735
54 FRANCE		858	710348	4834	4448861
55 GERMANY W		2255	2077249	23883	21035653
67 ITALY				83	69999
85 SWEDEN				1	1095
246 CZECHO S				132	99916
559 JAPAN		5	5905	7	7466
990 U STATES				1	1155
		3615	3317821	39074	36053880
AUTOS PASS NEW 1200 TO 2100DOL					5 643
1 U KINGDOM	NO	1643	2349541	26008	36161574
54 FRANCE		179	244522	1160	1579530
55 GERMANY W		144	214253	2000	3148806
67 ITALY		1	1240	61	87329
85 SWEDEN		245	396174	1226	1961078
990 U STATES		118	233484	4255	8520050
		2330	3439214	35410	51458367
AUTOS PASS NEW N O P					5 644
1 U KINGDOM	NO	97	275947	729	2330363
54 FRANCE				6	16140
55 GERMANY W		47	123479	1234	3048988
67 ITALY		1	2163	3	8399
85 SWEDEN				134	321850

IMPORTS BY COMMODITIES AND COUNTRIES

Commodity and Country	OCTOBER 1961		JANUARY TO OCTOBER 1961		Class Number
	Quantity	Value (\$)	Quantity	Value (\$)	
990 U STATES	1489	5211845	7660	26026365	
MOTDR OMNIBUSES NEW	1634	5613434	9766	31752105	
1 U KINGDOM	ND		75	111964	5645
54 FRANCE			2	4233	
55 GERMANY W			3	10481	
990 U STATES	17	155883	245	2061916	
PARTS OF MOTOR BUS BODIES 4381	17	155883	325	2188594	
1 U KINGDOM		215		18270	5646
55 GERMANY W		6767		28848	
73 NETHRLNDS				223	
559 JAPAN		61		61	
990 U STATES		607467		7518222	
AXLES BRAKES CLUTCHES TRUCK		614510		7565624	
1 U KINGDOM		4131		77591	5648
43 AUSTRIA				1044	
54 FRANCE				1099	
55 GERMANY W		5557		37065	
355 ISRAEL				2698	
559 JAPAN		9536		13850	
614 AUSTRALIA				235	
990 U STATES		2487907		21916190	
AUTOMATIC TRANSMISSION AND PTS		2507131		22049772	
1 U KINGDOM		1018		14198	5649
55 GERMANY W		439		7253	
990 U STATES		2686908		24839470	
AUTOMOBILE PARTS M O P		2688365		24860921	
1 U KINGDOM		831579		7006510	5650
43 AUSTRIA				6145	
44 BELG LUX		4912		9144	
49 DENMARK				14742	
54 FRANCE		28409		612224	
55 GERMANY W		296007		1654610	
67 ITALY		4618		55715	
73 NETHRLNDS		2202		31274	
85 SWEDEN		10544		60476	
246 CZECHO S		2780		26604	
427 UN SO AFR		11503		105078	
559 JAPAN		18148		83952	
614 AUSTRALIA		7789		46299	
622 NEW ZEAL				1451	
848 CUBA				570	
886 P RICO				11290	
990 U STATES		20891638		177780957	
BICYCLES M O P		22110129		187507041	
1 U KINGDOM	ND				5651
44 BELG LUX	1414	26975	96791	1802444	
54 FRANCE	2	59	6	123	
55 GERMANY W	80	918	42	2524	
67 ITALY			3526	40138	
73 NETHRLNDS			1186	23949	
246 CZECHO S			975	14827	
277 POLAND	397	3425	6769	70310	
559 JAPAN	458	6908	15103	137281	
990 U STATES	199	3244	2071	26097	
BICYCLE AND TRICYCLE PARTS	2550	41529	127471	2139266	
1 U KINGDOM		73159		373162	5652
55 GERMANY W		4170		59648	
67 ITALY				2874	
73 NETHRLNDS				7321	
85 SWEDEN				12599	
246 CZECHO S				6971	
277 POLAND				1126	
559 JAPAN				16651	
990 U STATES		6946		43966	
CARS RAILWAY BOX AND FLAT		84275		524318	
990 U STATES	NO				5653
CARS RAILWAY PASSENGER			17	38167	
990 U STATES	NO		17	38167	5654
CARS RAILWAY TANK			5	12350	
990 U STATES	NO		5	12350	5655
CARS RAILWAY M O P					
1 U KINGDOM					5656
990 U STATES			4	1035	
CARS RAILWAY PARTS OF			79	199853	
1 U KINGDOM		174	83	208888	5657
55 GERMANY W				866	
990 U STATES		182307		1488011	
MOTOR RAIL CARS AND PARTS		182481		1500420	
1 U KINGDOM	NO				5658
559 JAPAN		2124		18505	
990 U STATES		6133		33498	
		38851	2	407041	
		47108	2	459044	

IMPORTS BY COMMODITIES AND COUNTRIES

123

Commodity and Country	OCTOBER 1961		JANUARY TO OCTOBER 1961		Class Number
	Quantity	Value (\$)	Quantity	Value (\$)	
MOTOR CYCLES SIDE CARS AND PTS	NO				5 6 6 0
1 U KINGDOM	9	12712	820	429808	
43 AUSTRIA		822	532	72361	
54 FRANCE			16	3057	
55 GERMANY W	2	2723	395	102667	
67 ITALY	1	1877	640	156602	
73 NETHRLNDS		120	27	3570	
246 CZECHO S		1530	222	39671	
559 JAPAN	54	6360	994	146248	
990 U STATES	98	46388	727	507966	
	164	72532	4373	1461950	
MOTOR VEHICLES N O P	NO				5 6 6 1
1 U KINGDOM	23	35033	128	283955	
43 AUSTRIA	1	2017	2	2801	
44 BELG LUX	1	2465	5	5651	
49 DENMARK	1	1381	5	6277	
54 FRANCE	11	13230	79	85093	
55 GERMANY W	26	25038	176	176420	
59 GREECE			1	992	
67 ITALY	1	2097	9	8592	
73 NETHRLNDS	3	2470	8	6066	
76 NORWAY			2	2900	
85 SWEDEN	5	42580	11	101551	
86 SWITZRLND	1	1277	3	3835	
355 ISRAEL			1	1125	
813 BAHAMAS	1	1575	2	6353	
815 BERMUDA			1	318	
824 JAMAICA			2	3459	
886 P RICO	1	670	1	670	
990 U STATES	214	271445	1825	2774727	
	289	401278	2261	3470785	
TRICYCLES N O P	NO				5 6 6 4
1 U KINGDOM			232	3632	
55 GERMANY W			119	1203	
67 ITALY			16	985	
559 JAPAN	870	3418	4970	17944	
990 U STATES	811	3952	14890	89864	
	1681	7370	20227	113628	
FACTORY WAREHOUSE TRUCKS MOTOR	NO				5 6 7 2
1 U KINGDOM	2	3447	25	45033	
49 DENMARK				2156	
85 SWEDEN	2	2732	181	38433	
990 U STATES	15	68086	166	707105	
	19	74265	372	792727	
FORK LIFT TRUCKS AND PARTS	NO				5 6 7 4
1 U KINGDOM	13	40705	173	621900	
54 FRANCE	2	2232	2	2232	
55 GERMANY W	1	1021	1	1632	
85 SWEDEN				2506	
246 CZECHO S			2	4152	
990 U STATES	119	843755	1279	8776201	
	135	887713	1457	9408623	
ROLLER BEARINGS AND PARTS NOP					5 6 8 0
1 U KINGDOM		60021		387934	
43 AUSTRIA		3126		33180	
54 FRANCE		7324		25919	
55 GERMANY W		22151		246543	
67 ITALY		539		19505	
85 SWEDEN		60771		538184	
86 SWITZRLND		1850		4995	
559 JAPAN		710		2839	
990 U STATES		647068		6747618	
		803560		8006717	
ANCHORS FOR VESSELS	CWT				5 6 8 1
1 U KINGDOM	503	7634	1925	38386	
73 NETHRLNDS			1	71	
76 NORWAY			147	4483	
990 U STATES	387	8093	4514	87779	
	890	15727	6587	130719	
BALL AND ROLR BRNGS FOR AUTOS					5 6 8 2
1 U KINGDOM		108747		247979	
54 FRANCE		551		3735	
55 GERMANY W		244		47985	
85 SWEDEN		389		5380	
246 CZECHO S				523	
559 JAPAN				2168	
990 U STATES		165092		1513867	
		275023		1821637	
BALLS ROLLERS FOR BEARINGS					5 6 8 3
1 U KINGDOM		2764		10444	
43 AUSTRIA		168		1356	
54 FRANCE		2524		22795	
55 GERMANY W		2843		151749	
85 SWEDEN		11357		159953	
559 JAPAN				2822	
990 U STATES		64614		460981	
		84270		810100	
BALL BEARINGS AND PARTS N O P					5 6 8 5
1 U KINGDOM		92939		836218	
43 AUSTRIA		15627		129828	
54 FRANCE		2413		11539	
55 GERMANY W		70862		636700	
67 ITALY		7121		48424	
73 NETHRLNDS				479	
85 SWEDEN		69220		383226	
86 SWITZRLND		1211		10211	

IMPORTS BY COMMODITIES AND COUNTRIES

Commodity and Country	OCTOBER 1961		JANUARY TO OCTOBER 1961		Class Number
	Quantity	Value (\$)	Quantity	Value (\$)	
559 JAPAN		5669		17810	
990 U STATES		559012		5380250	
BOTTLES STEEL FOR GAS		824074		7454685	
1 U KINGDOM		1393		64027	5686
85 SWEDEN		2084		2084	
813 BAHAMAS				900	
815 BERMUDA		2220		10200	
824 JAMAICA				56	
990 U STATES		60380		857318	
BAYONETS SWORDS FOILS MASKS		66077		934585	
1 U KINGDOM		1033		8091	5687
54 FRANCE				258	
55 GERMANY W				4077	
67 ITALY		92		92	
614 AUSTRALIA				1315	
990 U STATES		545		11910	
GALVANIZED RANGE BOILERS	NO	1670		25743	
1 U KINGDOM			845	9451	5689
990 U STATES			740	6338	
DRUMS CYLINDERS BARRELS TANKS			1585	15789	
1 U KINGDOM		2426		18560	5690
54 FRANCE				5141	
85 SWEDEN				6075	
815 BERMUDA				998	
822 BARBADOS				60	
990 U STATES		195401		1771271	
FRAMES FOR PURSES RETICULES		197827		1802105	
1 U KINGDOM		36018		324988	5691
43 AUSTRIA		453		2791	
44 BELG LUX		6686		40775	
54 FRANCE				1778	
55 GERMANY W		14446		165904	
67 ITALY		238		14457	
82 SPAIN		443		23392	
516 HONG KONG				1721	
990 U STATES		46013		442825	
FURNITURE OF METAL		104297		1018631	
1 U KINGDOM		21898		235357	5692
43 AUSTRIA				290	
44 BELG LUX		116		4646	
49 DENMARK		2955		21790	
54 FRANCE		1152		32248	
55 GERMANY W		5016		132110	
67 ITALY		490		11476	
73 NETHRLNDS		1951		16126	
76 NORWAY				7882	
78 PORTUGAL		369		2409	
85 SWEDEN		830		30494	
86 SWITZRLND		153		2289	
246 CZECHO S				409	
262 HUNGARY				54	
277 POLAND				2781	
288 YUGO SLAV				1222	
516 HONG KONG				9018	
519 INDIA				1568	
559 JAPAN		113		36032	
614 AUSTRALIA				253	
874 MEXICO				154	
990 U STATES		887156		7438251	
MATERIALS FOR BUOYS		922199		7986859	
1 U KINGDOM		90		422	5693
85 SWEDEN				9991	
990 U STATES		5857		37000	
GOLF SHAFTS OF SEAMLESS STEEL	NO	5947		47413	
1 U KINGDOM	63962	49866	453754	341175	5694
990 U STATES			1700	3041	
MATERIALS FOR RIFLES	63962	49866	455454	344216	
990 U STATES				348	5695
METAL PARTS FOR SHOTGUNS				348	
GUN BARRELS ROUGH BORED					5696
990 U STATES		69		2107	5697
GUNS RIFLES AIR GUNS FIREARMS		69		2107	
1 U KINGDOM		6151		92231	5698
44 BELG LUX				4614	
53 FINLAND		50		50	
54 FRANCE		74		23963	
55 GERMANY W		6605		39496	
67 ITALY		1424		6685	
82 SPAIN		98		6780	
85 SWEDEN		73		1125	
86 SWITZRLND				997	
246 CZECHO S		175		9308	
262 HUNGARY		1382		2400	
559 JAPAN				2735	

IMPORTS BY COMMODITIES AND COUNTRIES

Commodity and Country	OCTOBER 1961		JANUARY TO OCTOBER 1961		Class Number
	Quantity	Value (\$)	Quantity	Value (\$)	
990 U STATES		47910		546534	
GUNS NOT MADE IN CANADA		63942		736918	
1 U KINGDOM		154096		514118	5699
43 AUSTRIA		2041		12763	
44 BELG LUX		104961		314249	
49 DENMARK		2422		10961	
53 FINLAND				15728	
54 FRANCE		19713		67070	
55 GERMANY W		9180		83204	
67 ITALY		24533		119454	
82 SPAIN		5709		69987	
85 SWEDEN		9665		89016	
86 SWITZRLND				93	
246 CZECHO S		7388		52972	
258 GERMANY E		942		2067	
262 HUNGARY				1096	
559 JAPAN		5154		75190	
614 AUSTRALIA				30529	
990 U STATES		381927		2572550	
KNIFE FORK SCISSORS BLANKS		727731		4031047	
1 U KINGDOM				586	5700
49 DENMARK				387	
990 U STATES		13343		157002	
METAL PARTS LOOSELEAF BINDERS		13343		157975	
1 U KINGDOM		12178		119649	5701
85 SWEDEN		3718		5216	
559 JAPAN				12423	
990 U STATES		33493		383734	
STILL FILM PROJECTORS SLIDES		49389		521022	
1 U KINGDOM				13237	5702
43 AUSTRIA				8465	
49 DENMARK				50	
54 FRANCE				9134	
55 GERMANY W		12409		41604	
86 SWITZRLND				954	
559 JAPAN		6589		12469	
614 AUSTRALIA				52	
990 U STATES		334390		1592477	
PRESSED STEEL BELT PULLEYS		353388		1678442	
1 U KINGDOM		1523		11559	5703
990 U STATES		24043		180621	
SAFES AND DOORS FOR VAULTS		25566		192180	
1 U KINGDOM		22884		239632	5706
55 GERMANY W				208	
76 NORWAY		685		2758	
559 JAPAN				800	
990 U STATES		77808		1206574	
STEEL WOOL		101377		1449972	
1 U KINGDOM		3305		11229	5708
55 GERMANY W				598	
86 SWITZRLND				615	
990 U STATES		4379		41232	
LATH OF IRON OR STEEL		7684		53674	
1 U KINGDOM	CWT				5709
990 U STATES	482	7357	2080	20789	
VALVES IRON OR STEEL N O P	482	7357	4459	71052	
1 U KINGDOM			6539	91841	
43 AUSTRIA		53259		889706	5713
49 DENMARK		1346		1967	
55 GERMANY W		502		2809	
67 ITALY		6019		48374	
73 NETHRLNDS		1917		10304	
85 SWEDEN		711		174361	
86 SWITZRLND				40555	
427 UN SO AFR				3901	
559 JAPAN		1045		4678	
990 U STATES		1294861		5122	
MANUFACTURES OF IRON STEEL N O P		1359660		9869967	
1 U KINGDOM		529823		11051744	5714
43 AUSTRIA		3316		3527584	
44 BELG LUX		659		30447	
49 DENMARK		1679		45672	
54 FRANCE		6325		26659	
55 GERMANY W		133870		88481	
64 IRELAND		1039		943997	
67 ITALY		10844		2654	
73 NETHRLNDS		2967		111530	
76 NORWAY		17172		68602	
82 SPAIN		789		82329	
85 SWEDEN		20552		3744	
86 SWITZRLND		9180		354199	
246 CZECHO S		248		39495	
427 UN SO AFR		255		4144	
516 HDNG KONG		165		460	
519 INDIA		530		32441	
527 PAKISTAN				1641	
				332	

IMPORTS BY COMMODITIES AND COUNTRIES

Commodity and Country	OCTOBER 1961		JANUARY TO OCTOBER 1961		Class Number
	Quantity	Value (\$)	Quantity	Value (\$)	
553 CHINA COM				258	
559 JAPAN		40534		359945	
614 AUSTRALIA				10579	
622 NEW ZEAL				4363	
815 BERMUDA				594	
874 MEXICO		1054		2647	
886 P RICO				3428	
990 U STATES		5075689		45185630	
COOKING STOVES COAL OR WOOD	NO	5856690		50931855	5715
1 U KINGDOM			2	297	
990 U STATES	17	838	126	6697	
COOKING STOVES ELEC OVER 2500L	NO	838	128	6994	5716
1 U KINGDOM			1	155	
76 NORWAY			1	202	
990 U STATES	78	11975	647	103030	
COOKING STOVES GAS OVER 10 DOL	NO	11975	649	103387	5717
1 U KINGDOM			10	1495	
990 U STATES	973	91058	11704	942405	
COOKING STOVES OIL OVER 10 DOL	NO	91058	11714	943900	5718
1 U KINGDOM			14	167	
990 U STATES	14	2052	229	12328	
FURNACES DOMESTIC HOT WATER			243	12495	5719
990 U STATES		23812		178404	
OIL BURNERS	NO	23812		178404	5721
990 U STATES	398	21801	1900	123660	
RADIATORS CAST IRON	50 FT	21801	1900	123660	5722
ELECTRIC COOKING APPARATUS NOP					5723
1 U KINGDOM		4279		64275	
54 FRANCE		614		5090	
55 GERMANY W		186		10153	
64 IRELAND		6485		12801	
67 ITALY		1605		15684	
86 SWITZRLND				711	
559 JAPAN		13169		19055	
990 U STATES		478783		3170219	
HEATING COOKING APPARATUS NOP		505121		3297988	5724
1 U KINGDOM		31383		80172	
43 AUSTRIA				4323	
49 DENMARK		1551		6384	
54 FRANCE		7262		30534	
55 GERMANY W		580		7072	
67 ITALY				2703	
73 NETHRLNDS		347		5029	
85 SWEODEN		5188		28370	
86 SWITZRLND				1415	
246 CZECHO S		77		3789	
559 JAPAN		183		159576	
990 U STATES		748881		4334684	
PARTS HEATING AND COOKING APP		795452		4664051	5725
1 U KINGDOM		8195		51923	
49 DENMARK		481		481	
55 GERMANY W		490		4360	
73 NETHRLNDS		737		17364	
85 SWEDEN				23344	
559 JAPAN		892		16042	
874 MEXICO				553	
990 U STATES		1465328		10367750	
OVENS COMMERCIAL BAKERY		1476123		10481817	5726
1 U KINGDOM				165479	
55 GERMANY W				3183	
990 U STATES		4194		237140	
GAS STOVE THERMOSTATS LIGHTERS		4194		405802	5727
990 U STATES		5951		47264	
HEATERS OIL 20 DOLLARS OR OVER	NO	5951		47264	5728
1 U KINGDOM	10	580	114	4075	
55 GERMANY W	22	856	30	1398	
990 U STATES	1878	118176	7273	399335	
METAL STAMPINGS FOR BATHTUBS		1910	7417	404808	5729
990 U STATES	CWT	191496	107646	1969648	
INDUSTRIAL FURNACES AND PARTS		10091	107646	1969648	5730
1 U KINGDOM		6191		129400	
55 GERMANY W		2535		52836	
67 ITALY				2072	
73 NETHRLNDS				6967	
85 SWEODEN				1309	
86 SWITZRLNO				8113	
990 U STATES		214258		1515941	
RANGE OIL BURNERS	NO	222984		1716638	5731
990 U STATES		302	981	39693	
		302	981	39693	

IMPORTS BY COMMODITIES AND COUNTRIES

Commodity and Country	OCTOBER 1961		JANUARY TO OCTOBER 1961		Class Number
	Quantity	Value (\$)	Quantity	Value (\$)	
WATER HEATER PARTS					5733
1 U KINGDOM		159		8146	
55 GERMANY W				120	
990 U STATES		91260		753314	
		91419		761580	
WATER HEATERS GAS					5734
1 U KINGDOM	NO		264	14082	
55 GERMANY W			152	7728	
990 U STATES	634	66713	6984	557145	
	634	66713	7400	578955	
WATER HEATERS ELECTRIC					5735
1 U KINGDOM	NO		79	3938	
55 GERMANY W	2	155	2669	8620	
990 U STATES	426	16320	7835	270125	
	699	17472	10583	282683	
WATER HEATERS N O P					5736
1 U KINGDOM	NO		26	1397	
990 U STATES	271	21264	3516	244056	
	271	21264	3542	245453	
HOUSEHOLD SCALES AND PTS					5737
1 U KINGDOM	NO		430	1192	
55 GERMANY W	630	1667	3940	9668	
67 ITALY			120	304	
85 SWEDEN				154	
990 U STATES	20064	68197	135072	455392	
	20694	69864	139562	466710	
SCALES BALANCES PARTS N O P					5738
1 U KINGDOM		10098		182274	
44 BELG LUX		5486		32519	
49 DENMARK		2619		2977	
55 GERMANY W		14469		78431	
67 ITALY				2524	
73 NETHRLNDS		1053		25171	
85 SWEDEN		142		10812	
86 SWITZRLND		14880		118716	
559 JAPAN				364	
990 U STATES		325176		2394029	
		373923		2847817	
GAS FURNACES DOMESTIC WARM AIR					5739
990 U STATES	NO		5919	754494	
	989	118321	5919	754494	
FURNACES DOMESTIC WARM AIR N O P					5740
990 U STATES	NO		2941	443583	
	496	98267	2941	443583	
	496	98267	2941	443583	
SPRINGS FOR RAILWAY VEHICLES					5892
1 U KINGDOM				109	
990 U STATES		1485		35729	
		1485		35838	
SPRINGS FOR OTHER VEHICLES					5893
990 U STATES		657		5107	
		657		5107	
SPRINGS FOR FURNITURE					5894
49 DENMARK		1972		4015	
990 U STATES		6880		55162	
		8852		59177	

IMPORTS BY COMMODITIES AND COUNTRIES

Commodity and Country	OCTOBER 1961		JANUARY TO OCTOBER 1961		Class Number
	Quantity	Value (\$)	Quantity	Value (\$)	
GROUP 6					
NONFERROUS METALS AND PRODUCTS					
ALUMINA AND BAUXITE N O P	CWT				6001
1 U KINGDOM	45	731	663	4155	
55 GERMANY W			130	1748	
427 UN SO AFR			816	3874	
716 B GUIANA	251412	287477	1178679	1240451	
777 SURINAM	30567	30560	1293472	1253371	
990 U STATES	14678	89659	216541	1323247	
	226702	408427	2690301	3826846	
BAUXITE ALUMINA FOR REFINING	CWT				6002
465 GUINEA	1209668	386154	7028961	3905125	
614 AUSTRALIA			117242	347894	
716 B GUIANA	2458354	1837396	16865292	8754818	
777 SURINAM	474724	151319	4890928	1441488	
824 JAMAICA	1025359	3250025	7120814	22617830	
990 U STATES	280480	957979	1911845	6258484	
	5448585	6582873	37935082	43325639	
CRYOLITE OR KRYOLITE	CWT				6003
49 DENMARK			33069	264000	
55 GERMANY W			200	2444	
67 ITALY			220	2470	
990 U STATES	271	3455	2360	26533	
	271	3455	35849	295447	
ALUMINUM PIGS INGOTS BLOCKS	CWT				6004
1 U KINGDOM	22	601	127	3514	
990 U STATES	283	13493	10337	375703	
	305	14094	10464	379217	
ALUMINUM SCRAP	CWT				6005
990 U STATES	1371	10870	28278	280569	
	1371	10870	28278	280569	
ALUMINUM ANGLES CHANNELS BEAMS	CWT				6006
1 U KINGDOM	185	10032	1294	66179	
55 GERMANY W	17	2904	17	2904	
86 SWITZRLND	34	1399	114	4361	
990 U STATES	678	29917	3805	208575	
	914	44252	5230	282019	
ALUMINUM BAR ROD AND WIRE RODS	CWT				6007
1 U KINGDOM			1387	65208	
43 AUSTRIA			192	6419	
86 SWITZRLND			1098	44377	
990 U STATES	1701	82258	9070	463096	
	1701	82258	11747	579100	
ALUMINUM LEAF OR FOIL					6009
1 U KINGDOM		57078		378459	
43 AUSTRIA		3423		17117	
55 GERMANY W		14804		27475	
67 ITALY				1172	
73 NETHRLNDS				3273	
85 SWEDEN				717	
86 SWITZRLND				625	
990 U STATES		122798		602857	
		198103		1031695	
ALUMINUM PIPES AND TUBES	CWT				6010
1 U KINGDOM	397	33775	1845	131201	
990 U STATES	327	31076	3067	280785	
	724	64851	4912	411986	
ALUMINUM PLATES SHEETS STRIPS	CWT				6011
1 U KINGDOM	6869	257329	47201	1894676	
43 AUSTRIA	260	10488	2102	73288	
44 BELG LUX	621	19376	4953	150771	
54 FRANCE			653	28468	
55 GERMANY W			12	923	
73 NETHRLNDS	806	28398	5399	195595	
86 SWITZRLND	19	724	670	26225	
559 JAPAN	559	19066	1799	64064	
874 MEXICO			37	1695	
990 U STATES	5572	345816	56243	3405159	
	14706	681197	112769	5840864	
ALUMINUM POWDER AND PASTE	LB				6012
1 U KINGDOM	4000	1654	39808	13198	
55 GERMANY W	5596	2331	10837	4609	
990 U STATES	4598	3093	60204	37164	
	14194	7078	110849	54971	
ALUMINUM WIRE AND CABLE	CWT				6013
1 U KINGDOM	10	621	112	5844	
559 JAPAN			220	11600	
990 U STATES	632	27841	2673	128681	
	642	28462	3005	146125	
ALUMINUM HOUSEHOLD HOLLOW WARE					6014
1 U KINGDOM		8312		63380	
54 FRANCE		7077		34093	
55 GERMANY W		52		10460	
67 ITALY		45788		151909	
73 NETHRLNDS		186		415	
76 NORWAY		1466		1529	
85 SWEDEN		51		548	
86 SWITZRLND		1408		5156	
262 HUNGARY				287	
516 HONG KONG		485		15995	
559 JAPAN		3829		80686	

IMPORTS BY COMMODITIES AND COUNTRIES

Commodity and Country	OCTOBER 1961		JANUARY TO OCTOBER 1961		Class Number
	Quantity	Value (\$)	Quantity	Value (\$)	
990 U STATES		91287		747565	
ALUMINUM MANUFACTURES N O P		159941		1112023	
1 U KINGDOM		57555		378376	6015
43 AUSTRIA		932		1138	
44 BELG LUX		3781		34418	
49 DENMARK		97		1853	
54 FRANCE		361		16221	
55 GERMANY W		9739		119631	
67 ITALY		5615		58277	
73 NETHRLNDS		1148		33187	
76 NORWAY		2024		18454	
82 SPAIN				6736	
85 SWEDEN		175		7469	
86 SWITZRLND		1203		24828	
288 YUGO SLAV				651	
516 HONG KONG		142		4354	
559 JAPAN		17043		137481	
614 AUSTRALIA				12319	
990 U STATES		1363947		12044254	
BRASS SCRAP		1463762		12899647	
76 NORWAY	CWT		147	2940	6022
826 LEEW WIND			12	253	
990 U STATES	38	705	2300	42996	
BRASS INGOTS BARS ROOS		38	705	46189	
1 U KINGDOM	CWT	1169	9519	265850	6023
55 GERMANY W		33339	254	10728	
76 NORWAY			204	5660	
990 U STATES	294	16226	3744	227578	
BRASS IN STRIPS SHEETS PLATES		1463	13721	509816	
1 U KINGDOM	CWT	957	3803	126597	6024
44 BELG LUX		5	446	17037	
55 GERMANY W			169	7730	
559 JAPAN			1	52	
990 U STATES	185	14694	1783	142640	
BRASS TUBING		1147	6202	294056	
1 U KINGDOM	CWT	9	215	8724	6025
55 GERMANY W		59	622	38138	
86 SWITZRLND		15	15	1498	
990 U STATES	744	50607	8767	528602	
METAL CAPS FOR ELEC BATTERIES		827	9619	576962	
990 U STATES		6773		70149	6026
BRASS HAND PUMPS N O P		6773		70149	
1 U KINGDOM				301	6030
990 U STATES		1260		20640	
BRASS VALVES PLATED OR NOT		1260		20941	
1 U KINGDOM		52662		357631	6031
49 DENMARK		2256		56090	
55 GERMANY W		12968		83909	
67 ITALY		20550		159915	
73 NETHRLNDS				11780	
85 SWEDEN		1820		47493	
86 SWITZRLND				711	
355 ISRAEL				3262	
559 JAPAN		9281		43315	
990 U STATES		415317		3435224	
BRASS METERS AND PARTS		514854		4200100	
1 U KINGDOM		2874		11429	6032
427 UN SO AFR				987	
990 U STATES		38952		268664	
BRASS WIRE N O P		41826		281080	
1 U KINGDOM	LB	852	57820	33598	6033
559 JAPAN		6000	6000	2913	
990 U STATES		3762	118367	68359	
BRASS WIRE CLOTH OR WOVEN WIRE		10614	182187	104870	
1 U KINGDOM				3966	6034
54 FRANCE		249		916	
55 GERMANY W		1999		4117	
73 NETHRLNDS		749		2441	
559 JAPAN				7146	
990 U STATES		10893		103315	
BRASS MANUFACTURES N O P		13890		121901	
1 U KINGDOM		61090		543417	6035
43 AUSTRIA		584		5387	
44 BELG LUX		374		3616	
49 DENMARK		1616		20996	
54 FRANCE		503		12977	
55 GERMANY W		17397		140068	
59 GREECE				458	
64 IRELAND				3568	
67 ITALY		4756		88678	
73 NETHRLNDS		1826		84075	
76 NORWAY				1617	
82 SPAIN		1013		12669	
85 SWEDEN		4022		101527	

IMPORTS BY COMMODITIES AND COUNTRIES

Commodity and Country	OCTOBER 1961		JANUARY TO OCTOBER 1961		Class Number
	Quantity	Value (\$)	Quantity	Value (\$)	
86 SWITZRLND		2548		23458	
246 CZECHO S				1438	
355 ISRAEL		3010		16400	
516 HONG KONG		5637		35872	
519 INDIA		11307		54828	
553 CHINA COM		98		739	
559 JAPAN		14797		90973	
583 THAILAND		201		468	
874 MEXICO				469	
990 U STATES		999352		8685919	
		1130131		9933617	
PLUMBERS BRASS GOODS					6037
1 U KINGDOM		4626		63264	
55 GERMANY W		233		34736	
67 ITALY		66902		391416	
73 NETHRLNDS		6480		76118	
85 SWEONEN		1170		6730	
86 SWITZRLND				1114	
288 YUGO SLAV		13285		46075	
355 ISRAEL				702	
559 JAPAN		19033		167441	
990 U STATES		330656		3225510	
		442385		4013106	
COPPER IN BLOCKS PIGS INGOTS	CWT				6042
990 U STATES	17	1138	30	2205	
	17	1138	30	2205	
COPPER SCRAP	CWT				6043
990 U STATES	6206	181112	68486	1905149	
	6206	181112	68486	1905149	
COPPER BARS FOR ELECTRIC WIRES	CWT				6044
990 U STATES	4547	176505	21259	791933	
	4547	176505	21259	791933	
COPPER IN BARS OR RODS N O P	CWT				6046
1 U KINGDOM			81	3209	
990 U STATES	92	5128	771	35580	
	92	5128	852	38789	
COPPER IN STRIPS SHEETS PLATES	CWT				6047
1 U KINGDOM			637	24493	
55 GERMANY W			4	1042	
990 U STATES	325	25932	1623	118871	
	325	25932	2264	144406	
COPPER TUBING	CWT				6048
1 U KINGDOM	677	29014	11328	476065	
55 GERMANY W			116	6978	
755 CHILE			2290	82414	
990 U STATES	326	26313	2969	236192	
	1003	55327	16703	801649	
COPPER ROLLERS FOR WALL PAPER					6049
1 U KINGDOM		14460		85498	
990 U STATES				15810	
		14460		101308	
COPPER WIRE N O P	LB				6050
1 U KINGDOM			2145	2684	
73 NETHRLNDS			456	972	
990 U STATES	1922	2023	28432	30845	
	1922	2023	31033	34501	
COPPER WIRE CLOTH WOVEN WIRE					6051
1 U KINGDOM		538		3180	
990 U STATES		158		13980	
		696		17160	
COPPER MANUFACTURES OF N O P					6052
1 U KINGDOM		7286		35801	
44 BELG LUX				1311	
49 DENMARK				978	
53 FINLAND		560		560	
54 FRANCE				1092	
55 GERMANY W		866		18188	
67 ITALY		2284		8191	
73 NETHRLNDS		574		4341	
85 SWEDEN				1274	
86 SWITZRLND				1950	
355 ISRAEL				370	
385 UAR EGYPT				1785	
516 HONG KONG				576	
519 INDIA				212	
559 JAPAN				1438	
990 U STATES		185514		1380170	
		197084		1458237	
LEAD IN PIGS AND BLOCKS	LB				6061
990 U STATES	5900	1492	33155	7543	
	5900	1492	33155	7543	
LEAD OLD AND SCRAP	LB				6062
990 U STATES	21850	1590	130751	12543	
	21850	1590	130751	12543	
LEAD IN BARS AND SHEETS	LB				6063
1 U KINGDOM	6446	1107	67864	8555	
990 U STATES	1116	335	4429	1829	
	7562	1442	72293	10384	
LEAD CAPSULES FOR BOTTLES					6065
1 U KINGDOM		2456		6281	
54 FRANCE		250		250	
73 NETHRLNDS		3927		19530	
614 AUSTRALIA				104	
990 U STATES				2734	
		6633		28899	

IMPORTS BY COMMODITIES AND COUNTRIES

131

Commodity and Country	OCTOBER 1961		JANUARY TO OCTOBER 1961		Class Number
	Quantity	Value (\$)	Quantity	Value (\$)	
LEAD MANUFACTURES N O P					
1 U KINGDOM		7647		67476	6068
54 FRANCE				656	
55 GERMANY W				3488	
67 ITALY				400	
73 NETHRLNDS		2635		17748	
76 NORWAY				124	
85 SWEDEN				516	
246 CZECHO S				449	
516 HONG KONG				162	
559 JAPAN				4583	
990 U STATES		24558		187021	
		34840		282623	
RODS 90 PC NICKEL FOR WIRE	LB				6070
990 U STATES	2651	3777	72389	97926	
	2651	3777	72389	97926	
NICKEL IN INGOTS BLOCKS SHOT	LB				6071
990 U STATES	375	1532	20310	20433	
	375	1532	20310	20433	
NICKEL BARS RODS STRIPS SHEETS	LB				6072
1 U KINGDOM	2015	4466	6732	13950	
76 NORWAY	2499541	2124948	2637541	2234490	
85 SWEDEN	132	239	3280	6420	
990 U STATES	293241	372701	2780451	3200517	
	2794929	2502354	5428004	5455377	
NICKEL SILVER IN INGOTS BLOCKS	LB				6073
1 U KINGDOM			175	94	
990 U STATES	837	1204	2542	4178	
	837	1204	2717	4272	
NICKEL CHROMIUM IN BARS RODS	LB				6074
1 U KINGDOM	2618	4212	18626	29108	
990 U STATES	8724	12164	38871	59032	
	11342	16376	57497	88140	
NICKEL MANUFACTURES NOT PLATED					6075
1 U KINGDOM		1724		13469	
55 GERMANY W				430	
67 ITALY				2367	
73 NETHRLNDS				2418	
516 HONG KONG				178	
990 U STATES		9894		87524	
		11618		106386	
NICKEL NICKEL PLATED WARE NOP					6077
1 U KINGDOM		29263		191614	
43 AUSTRIA		375		6307	
44 BELG LUX				817	
49 DENMARK		2833		6252	
54 FRANCE		830		21374	
55 GERMANY W		35960		206566	
67 ITALY		2623		24427	
73 NETHRLNDS		2305		27519	
82 SPAIN		479		1087	
85 SWEDEN		1048		2492	
86 SWITZRLND				2132	
246 CZECHO S				3495	
516 HONG KONG		317		2381	
519 INDIA				353	
559 JAPAN		1589		39109	
614 AUSTRALIA				894	
990 U STATES		130272		1235807	
		207894		1772626	
ELECTRO PLATED WARE GILT WARE					6082
1 U KINGDOM		110398		872926	
43 AUSTRIA		3528		10384	
44 BELG LUX		1698		14203	
49 DENMARK		7049		15488	
54 FRANCE		3449		34685	
55 GERMANY W		54821		485372	
67 ITALY		13210		141824	
73 NETHRLNDS		5478		53425	
76 NORWAY				587	
82 SPAIN		1781		11910	
85 SWEDEN		1528		11196	
86 SWITZRLND		331		7070	
246 CZECHO S		190		1483	
355 ISRAEL				571	
427 UN SO AFR				995	
516 HONG KONG		6304		54317	
559 JAPAN		58711		538478	
614 AUSTRALIA		4086		16047	
990 U STATES		1165258		9424650	
		1437820		11695611	
GOLD SILVER SWEEPS GOLD FRINGE					6084
1 U KINGDOM				1865	
54 FRANCE		272		6330	
55 GERMANY W				332	
990 U STATES		717		8287	
		989		16814	
GOLD SILVER DUTCH METAL LEAF					6085
1 U KINGDOM		7005		60694	
55 GERMANY W		635		3919	
67 ITALY				1516	
990 U STATES		1985		67669	
		9625		133798	
GOLD MANUFACTURES N O P					6086
1 U KINGDOM		602		8485	
54 FRANCE				233	

IMPORTS BY COMMODITIES AND COUNTRIES

Commodity and Country	OCTOBER 1961		JANUARY TO OCTOBER 1961		Class Number
	Quantity	Value (\$)	Quantity	Value (\$)	
55 GERMANY W		9087		21653	
67 ITALY				976	
86 SWITZRLND				209	
516 HONG KONG		202		202	
990 U STATES		10736		141136	
		20627		172894	
PLATINUM PALLADIUM IRIIDIUM					6087
1 U KINGDOM		59669		10008228	
990 U STATES		3160		260043	
		62829		10268271	
PLATINUM CRUCIBLES					6088
1 U KINGDOM		5167		44958	
990 U STATES		107756		1116406	
		112923		1161364	
SILVER UNMANUFACTURED	TR OZ				6091
1 U KINGDOM			3020	2946	
747 BOLIVIA			456	475	
813 BAHAMAS	766	745	14790	13623	
874 MEXICO			1471221	1339659	
990 U STATES	600213	594509	8080255	7582752	
	600979	595254	9569742	8939455	
TOILET ARTICLES OF STERLING					6093
1 U KINGDOM		1341		10776	
54 FRANCE				260	
55 GERMANY W		285		402	
990 U STATES		1785		7934	
		3411		19372	
SILVER MANUFACTURES N O P					6094
1 U KINGDOM		44993		297481	
44 BELG LUX				55	
49 DENMARK		1920		23969	
54 FRANCE				1635	
55 GERMANY W		5347		65931	
64 IRELAND				50	
67 ITALY		1560		10725	
73 NETHRLNDS		77		2975	
76 NORWAY		197		2411	
85 SWEDEN		537		4359	
86 SWITZRLND				348	
516 HONG KONG				267	
559 JAPAN				3597	
744 ARGENTINA				1340	
815 BERMUDA				100	
864 GUATEMALA				231	
874 MEXICO		89		3060	
990 U STATES		48377		216514	
		103097		635048	
TIN BLOCKS PIGS OR BARS	CWT				6101
1 U KINGDOM			4948	532834	
44 BELG LUX	2240	281554	9072	1022872	
55 GERMANY W	797	99473	2863	325100	
524 MALAYA	4200	510692	32168	3550296	
747 BOLIVIA			2592	265280	
990 U STATES	115	14546	8820	910130	
	7352	906265	60463	6606512	
TIN FOIL	LB				6102
1 U KINGDOM			175	145	
990 U STATES	4920	8179	21166	28176	
	4920	8179	21341	28321	
COLLAPSIBLE TUBES OF METAL					6103
1 U KINGDOM				5571	
990 U STATES		32307		311815	
		32307		317386	
ZINC DROSS AND ZINC SCRAP	CWT				6110
990 U STATES			2543	15479	
			2543	15479	
ZINC PIGS SLABS BLOCKS ANODES	CWT				6112
55 GERMANY W			111	2297	
990 U STATES	10	138	11987	155242	
	10	138	12098	157539	
ZINC BARS RODS PLATES SHEETS	CWT				6113
1 U KINGDOM	404	6605	1324	22310	
44 BELG LUX	354	6300	1853	32031	
54 FRANCE			29	873	
55 GERMANY W	24	816	2179	45828	
990 U STATES	1450	46268	9703	307860	
	2232	59989	15088	408902	
ZINC DUST AND GRANULES	CWT				6115
1 U KINGDOM	200	3591	1012	17941	
44 BELG LUX			6833	92035	
990 U STATES	440	6963	6265	98240	
	640	10554	14110	208216	
ZINC MANUFACTURES N O P					6116
1 U KINGDOM		3755		35582	
43 AUSTRIA				177	
44 BELG LUX				5070	
49 DENMARK				96	
54 FRANCE				280	
55 GERMANY W		1293		12321	
67 ITALY		481		9743	
516 HONG KONG		4578		30768	
559 JAPAN				1157	
990 U STATES		248521		2057257	
		258628		2152451	
ZINC SLUGS DISCS AND SHELLS					6117
1 U KINGDOM		2028		13891	

IMPORTS BY COMMODITIES AND COUNTRIES

Commodity and Country	OCTOBER 1961		JANUARY TO OCTOBER 1961		Class Number
	Quantity	Value (\$)	Quantity	Value (\$)	
990 U STATES		9572		161333	
ALLOYS OF COPPER		11600		175224	
1 U KINGDOM		6012		31226	6119
55 GERMANY W				16847	
990 U STATES		27388		311766	
ALLOYS OF MAGNESIUM		33400		359839	
1 U KINGDOM				10028	6120
990 U STATES		7670		397886	
BABBITT METAL IN BLOCKS BARS		7670		407914	
1 U KINGDOM	CWT		244	4263	6121
990 U STATES		1707	465	18603	
BRITANNIA METAL AND MFRS	23	1707	709	22866	
1 U KINGDOM		1581		5477	6123
49 DENMARK		95		1675	
73 NETHRLNDS				476	
990 U STATES		306		3890	
CHROMIUM TUNGSTEN FOR ALLOYS		1982		11518	
1 U KINGDOM	LB				6124
55 GERMANY W	50	257	50464	54709	
85 SWEDEN		519	6720	12758	
990 U STATES		1849	740	2342	
ALLOY SLUGS CAST WITH DIAMONDS		9130	32687	117360	
990 U STATES		1957	90611	187169	
PHOSPHOR TIN PHOSPHOR BRONZE		3793		11202	
1 U KINGDOM	LB				6125
55 GERMANY W	137661	88178	805760	482657	
990 U STATES	33598	23726	151124	96381	
WATCHES OVER ONE JEWEL	2601	3719	63954	57731	
1 U KINGDOM	173860	115623	1020838	636769	6126
54 FRANCE		216		1866	
55 GERMANY W		29987		203923	
67 ITALY		5546		66440	
86 SWITZRLND		502		4658	
287 U S S R		151617		783409	
516 HONG KONG		50		196	
559 JAPAN		775		480	
990 U STATES		4355		26187	
WATCHES ONE OR NO JEWEL		193048		1088514	
1 U KINGDOM		1323		2423	6127
43 AUSTRIA		1167		2334	
55 GERMANY W		2260		20486	
86 SWITZRLND		55200		351570	
990 U STATES		114		32916	
WATCH ACTIONS OVER ONE JEWEL		60064		409729	
54 FRANCE		9297		83711	6129
55 GERMANY W		4263		67597	
86 SWITZRLND		404504		2601831	
559 JAPAN				48966	
785 VENEZUELA				150	
990 U STATES		10817		88474	
WATCH ACTIONS ONE OR NO JEWEL		428881		2890729	
1 U KINGDOM		14696		209663	6130
54 FRANCE				1780	
55 GERMANY W		11060		17477	
86 SWITZRLND		4383		66872	
990 U STATES		246		1739	
CLOCKS N O P		30385		297531	
1 U KINGDOM	NO				6131
49 DENMARK	198	1272	2311	25796	
54 FRANCE			45	1048	
55 GERMANY W	32	253	528	4173	
67 ITALY	17039	65704	81829	364580	
73 NETHRLNDS	72	155	181	1901	
82 SPAIN	25	882	227	6326	
85 SWEDEN			8	348	
86 SWITZRLND	4	183	182	4085	
559 JAPAN	179	2168	2242	22716	
990 U STATES	400	1458	22404	24560	
CLOCK MOVEMENTS AND CASES		24158		613942	
1 U KINGDOM		42107		1069475	
54 FRANCE		731		11250	6132
55 GERMANY W		90		53590	
86 SWITZRLND		4680		49862	
559 JAPAN				3467	
990 U STATES		12392		903	
PARTS OF CLOCK MOVEMENTS		17893		72523	
1 U KINGDOM		2689		191595	6133
44 BELG LUX				37686	
54 FRANCE		350		226	
55 GERMANY W		2978		9680	
73 NETHRLNDS		117		56258	
76 NORWAY		2907		11122	

IMPORTS BY COMMODITIES AND COUNTRIES

Commodity and Country	OCTOBER 1961		JANUARY TO OCTOBER 1961		Class Number
	Quantity	Value (\$)	Quantity	Value (\$)	
86 SWITZRLND		522		4818	
559 JAPAN				258	
990 U STATES		22037		248611	
		31600		373701	
TIME RECORDERS					6134
1 U KINGDOM		364		14575	
44 BELG LUX				118	
54 FRANCE				1251	
55 GERMANY W		2696		22073	
85 SWEDEN				311	
86 SWITZRLND		2462		17684	
813 BAHAMAS				899	
990 U STATES		17894		167622	
		23416		224533	
ALARM CLOCKS					6135
1 U KINGDOM	NO	175	626	5277	7610
54 FRANCE		2437	3143	4557	5857
55 GERMANY W		61580	101173	441543	694017
67 ITALY				113	303
73 NETHRLNDS		200	209	200	209
86 SWITZRLND		2046	4777	4802	18322
246 CZECHO S		3000	1836	19250	12061
516 HONG KONG				1000	1485
559 JAPAN		6400	6604	64675	74454
990 U STATES		13478	56473	37545	147818
		89316	174841	578962	962136
WATCH CASES AND PARTS					6136
1 U KINGDOM		15935		154968	
54 FRANCE		2043		18092	
55 GERMANY W		11590		86927	
86 SWITZRLND		31943		250066	
516 HONG KONG		2279		27228	
559 JAPAN				4132	
990 U STATES		68063		502325	
		131853		1043738	
PARTS OF WATCH MOVEMENTS					6138
1 U KINGDOM		58067		374259	
54 FRANCE		3771		28656	
55 GERMANY W		2440		17228	
86 SWITZRLND		26833		196588	
559 JAPAN				211	
990 U STATES		7109		71395	
		98220		688337	
BATTERIES FLASHLIGHT AND PARTS					6139
1 U KINGDOM				197	
516 HONG KONG		2106		48700	
559 JAPAN		5676		26355	
990 U STATES		12976		123063	
		20758		198315	
BATTERIES HEARING AID AND PTS					6140
1 U KINGDOM				481	
55 GERMANY W				126	
990 U STATES		74746		388047	
		74746		388654	
BATTERIES ELECTRIC PRIMARY NOP					6141
1 U KINGDOM		2894		16551	
54 FRANCE				4723	
55 GERMANY W				12378	
516 HONG KONG		4822		32218	
559 JAPAN		25353		190093	
990 U STATES		104458		833478	
		137527		1089441	
BATTERIES STORAGE N O P PARTS					6142
1 U KINGDOM		48070		460660	
43 AUSTRIA				205	
54 FRANCE		2471		27878	
55 GERMANY W		4592		13526	
990 U STATES		126931		1080127	
		182064		1582396	
APPARATUS ELECTRIC HEATING NOP					6143
1 U KINGDOM		5565		78029	
44 BELG LUX		176		656	
53 FINLAND				1830	
54 FRANCE		150		201	
55 GERMANY W		1665		42894	
67 ITALY		1661		2222	
73 NETHRLNDS				6872	
85 SWEDEN		386		1160	
86 SWITZRLND		378		790	
559 JAPAN		264		7034	
886 P RICO				1915	
990 U STATES		307791		1846755	
		318036		1990358	
DYNAMOS GENERATORS AND PTS NOP					6144
1 U KINGDOM		55821		768098	
44 BELG LUX				8029	
49 DENMARK				263	
54 FRANCE		170		7717	
55 GERMANY W		5094		23075	
73 NETHRLNDS		7184		88939	
76 NORWAY				1360	
85 SWEDEN		154		5750	
86 SWITZRLNO				4110	
559 JAPAN		1875		24517	
990 U STATES		539627		4535723	
		609925		5467581	

IMPORTS BY COMMODITIES AND COUNTRIES

Commodity and Country	OCTOBER 1961		JANUARY TO OCTOBER 1961		Class Number
	Quantity	Value (\$)	Quantity	Value (\$)	
FUSES FUSE PLUGS CUTOUTS PARTS					6145
1 U KINGDOM		14660		249282	
54 FRANCE		92		7467	
55 GERMANY W				2782	
73 NETHRLNDS				996	
86 SWITZRLND				457	
990 U STATES		103686		860513	
		118438		1121497	
MOTORS ELECTRIC PARTS OF N O P					6147
1 U KINGDOM		5436		118869	
54 FRANCE		1524		3362	
55 GERMANY W		206		28231	
67 ITALY				2807	
73 NETHRLNDS				38685	
85 SWEDEN				796	
86 SWITZRLND		350		791	
559 JAPAN		483		5031	
990 U STATES		367855		3029654	
		375854		3228226	
TELEVISION PICTURE TUBES					6148
73 NETHRLNDS	NO		4	280	
990 U STATES	90	2752	1769	44190	
		90		44470	
SEMI CONDUCTORS NOP AND PARTS					6149
1 U KINGDOM		11730		59953	
54 FRANCE		150		150	
55 GERMANY W		104		22851	
73 NETHRLNDS		21923		77821	
559 JAPAN		86		1743	
990 U STATES		156327		1706332	
		190320		1868850	
TRANSISTORS					6150
1 U KINGDOM	NO	841	796	20605	
55 GERMANY W				594	
73 NETHRLNDS		34800	9380	167174	
559 JAPAN		1700	605	3918	
990 U STATES		78438	145866	855609	
		115779	156647	1047900	
LIGHTNING ARRESTERS REACTORS					6151
1 U KINGDOM		4722		47338	
54 FRANCE				1266	
55 GERMANY W				2558	
85 SWEDEN		5107		17350	
86 SWITZRLND		109		6034	
990 U STATES		14033		116599	
		23971		191145	
MAGNETOS FOR GAS ENGINES					6152
990 U STATES		8576		30680	
		8576		30680	
MOTORS ELECTRIC UNDER 30 DOL					6154
1 U KINGDOM	NO	2159	22949	31916	
43 AUSTRIA				38	
44 BELG LUX				35	
49 DENMARK				2	
54 FRANCE				144	
55 GERMANY W	292	2996	2861	15643	
67 ITALY			15	77	
73 NETHRLNDS	250	712	805	2339	
76 NORWAY			5	104	
85 SWEDEN	27	710	76	1917	
86 SWITZRLND	3	71	59	1020	
559 JAPAN	480	143	52579	16784	
990 U STATES	60287	218207	532061	1965237	
	63428	245788	620596	2211733	
MOTORS ELEC 30 DOL OR MORE NOP					6155
1 U KINGDOM	NO	1040	108053	15620	
44 BELG LUX				67	
49 DENMARK				73	
54 FRANCE				7	
55 GERMANY W	35	2583	304	55226	
67 ITALY			12	4061	
73 NETHRLNDS	2	228	21	92736	
76 NORWAY			2	1440	
85 SWEDEN	22	3934	548	139252	
86 SWITZRLND	3	654	23	54125	
559 JAPAN	2890	322961	25519	3164327	
990 U STATES	3992	438413	42196	5427812	
RHEOSTATS CONTROLLERS STARTERS					6156
1 U KINGDOM		55742		369346	
43 AUSTRIA				1382	
49 DENMARK		1172		10105	
54 FRANCE				11613	
55 GERMANY W		19989		143581	
67 ITALY				3661	
73 NETHRLNDS				40600	
76 NORWAY				21393	
85 SWEDEN		2935		4970	
86 SWITZRLND		4470		49778	
559 JAPAN				55	
990 U STATES		1245809		9419460	
		1330117		10075944	
SAD IRDNS ELECTRIC AND PARTS					6157
1 U KINGDOM		7328		77596	
559 JAPAN		190		11439	
886 P RICO		57672		431294	
990 U STATES		62930		558650	
		128120		1078979	

IMPORTS BY COMMODITIES AND COUNTRIES

Commodity and Country	OCTOBER 1961		JANUARY TO OCTOBER 1961		Class Number
	Quantity	Value (\$)	Quantity	Value (\$)	
SELFCONTAINED LIGHTING OUTFITS					
990 U STATES		708		25777	6158
		708		25777	
SOCKETS OUTLETS RECEPTACLES					
1 U KINGDOM		2592		6793	6159
55 GERMANY W				1571	
67 ITALY				875	
85 SWEDEN				229	
559 JAPAN				2438	
990 U STATES		320170		1991182	
		322762		2003088	
SPARK PLUGS MAGNETOS IGNITION					
1 U KINGDOM		4149		38872	6160
54 FRANCE				3826	
55 GERMANY W		1465		23643	
246 CZECHO S				552	
559 JAPAN				4684	
614 AUSTRALIA		3531		64103	
990 U STATES		58203		939525	
		67348		1075205	
SWITCHES SWITCHBOARDS AND PTS					
1 U KINGDOM		126282		812696	6161
43 AUSTRIA		3367		8871	
54 FRANCE		5436		210697	
55 GERMANY W		2212		98736	
67 ITALY				2986	
73 NETHRLNDS				2526	
85 SWEDEN				1027	
86 SWITZRLND		27038		547205	
385 UAR EGYPT				279	
559 JAPAN		594		4804	
886 P RICO		2621		3330	
990 U STATES		1302459		9660550	
		1470009		11353707	
SWITCHGEAR FDR MINES					
1 U KINGDOM		434		34587	6162
990 U STATES		166		7080	
		600		41667	
TELEGRAPH APPARATUS AND PARTS					
1 U KINGDOM		30753		365488	6163
49 DENMARK		1026		1660	
55 GERMANY W		72383		603078	
85 SWEDEN				16008	
86 SWITZRLND				16704	
559 JAPAN		190		1325	
990 U STATES		202641		2601699	
		306993		3605962	
TELEPHONE APPARATUS AND PARTS					
1 U KINGDOM		617312		3017006	6164
43 AUSTRIA		110		2195	
44 BELG LUX				2506	
49 DENMARK		1405		13138	
54 FRANCE				4475	
55 GERMANY W		1130		68971	
67 ITALY				1594	
73 NETHRLNDS				3332	
85 SWEDEN		6404		137658	
86 SWITZRLND		2342		13225	
246 CZECHO S				1464	
559 JAPAN		2401		34555	
990 U STATES		727379		5935434	
		1358483		9235553	
TRANSFORMERS AND PARTS N O P					
1 U KINGDOM		39128		752909	6165
43 AUSTRIA		225		355	
44 BELG LUX				5928	
49 DENMARK				103	
54 FRANCE		800		11263	
55 GERMANY W		8177		164908	
67 ITALY				68	
73 NETHRLNDS		353		5915	
76 NORWAY				223	
85 SWEDEN		5166		93439	
86 SWITZRLND		11250		177788	
559 JAPAN		346		15304	
874 MEXICO				3206	
886 P RICO				709	
990 U STATES		631456		4947784	
		696901		6179902	
RADIO AND TV RECEIVING TUBES	NO				
1 U KINGDOM	50643	34128	336115	290446	6166
54 FRANCE	1200	527	2550	1172	
55 GERMANY W	13220	11637	49344	52079	
67 ITALY	870	513	37825	20124	
73 NETHRLNDS	37830	27180	737884	416400	
85 SWEDEN	3247	11953	20472	80773	
246 CZECHO S			2500	1060	
559 JAPAN	59520	22722	1709978	586972	
813 BAHAMAS			1515	1573	
990 U STATES	668477	748716	4657991	5613708	
	835007	857376	7556174	7064307	
RADIO APPARATUS M O P					
1 U KINGDOM		616379		9531850	6167
43 AUSTRIA		290		1630	
44 BELG LUX				3038	
49 DENMARK		18334		101756	

IMPORTS BY COMMODITIES AND COUNTRIES

Commodity and Country	OCTOBER 1961		JANUARY TO OCTOBER 1961		Class Number
	Quantity	Value (\$)	Quantity	Value (\$)	
54 FRANCE		272		12426	
55 GERMANY W		39873		617856	
64 IRELAND				1744	
67 ITALY		1842		16003	
73 NETHRLNDS		71700		477952	
76 NORWAY				394	
85 SWEDEN		7023		78075	
86 SWITZRLND				437	
246 CZECHO S				1920	
559 JAPAN		41574		370467	
824 JAMAICA				4126	
874 MEXICO				585	
990 U STATES		3088421		23370866	
		3885708		34591125	
ELECTRIC RAZORS AND PARTS	NO				6168
43 AUSTRIA		136	1000	8207	
55 GERMANY W	6211	53510	24407	128874	
73 NETHRLNDS	29976	142171	211015	924098	
86 SWITZRLND	120	286	3414	9369	
559 JAPAN	3800	7744	23800	41508	
886 P RICO		89		9335	
990 U STATES	12929	284586	81651	1686431	
	53036	488522	345287	2807822	
ELECT STEAM GENERATORS AND PTS	NO				6169
1 U KINGDOM		365811	1	6225299	
86 SWITZRLND	1	28753	1	52417	
990 U STATES			1	35220	
	1	324564	3	6312936	
ELECTRIC APPARATUS N O P					6170
1 U KINGDOM		72164		776890	
43 AUSTRIA		621		9361	
44 BELG LUX		60		3506	
49 DENMARK		1103		10748	
53 FINLAND				13149	
54 FRANCE		3502		33620	
55 GERMANY W		21870		157447	
67 ITALY		939		3487	
73 NETHRLNDS		8586		86271	
76 NORWAY				44805	
85 SWEDEN		8851		173744	
86 SWITZRLND		8837		191180	
246 CZECHO S				1954	
277 POLAND		1329		3196	
427 UN SO AFR				351	
516 HDNG KONG				1324	
559 JAPAN		8140		102581	
614 AUSTRALIA		842		3464	
815 BERMUOA				4381	
824 JAMAICA				80	
886 P RICO		148		53189	
990 U STATES		2867556		25063663	
		3004548		26738391	
ELECTRIC PRECISION INSTRUMENTS					6171
1 U KINGDOM		153063		1036404	
43 AUSTRIA				606	
49 DENMARK		6377		52988	
54 FRANCE		2692		6643	
55 GERMANY W		33404		238783	
67 ITALY				759	
73 NETHRLNDS		3803		79887	
76 NORWAY		2457		5916	
85 SWEDEN				8001	
86 SWITZRLND		4461		70627	
246 CZECHO S				7195	
427 UN SO AFR		18596		110003	
559 JAPAN		80		24226	
813 BAHAMAS				5739	
886 P RICO		93		680	
990 U STATES		1581164		15474430	
		1806190		17122887	
ELECTRIC OR GAS WELDING APP					6172
1 U KINGDOM		31644		186434	
43 AUSTRIA				797	
44 BELG LUX		1451		6481	
49 DENMARK				4051	
54 FRANCE		9600		18330	
55 GERMANY W		1073		25226	
67 ITALY		326		326	
73 NETHRLNDS		460		3276	
85 SWEDEN		1537		14132	
86 SWITZRLND		1138		17068	
886 P RICO				729	
990 U STATES		514419		5210813	
		561648		5487663	
RADIO RECEIVING SETS	NO				6173
1 U KINGDOM	976	23502	25504	484361	
43 AUSTRIA			120	3552	
54 FRANCE			8	284	
55 GERMANY W	5628	312705	42153	2134355	
64 IRELAND			10604	161046	
67 ITALY	840	10637	2001	28137	
73 NETHRLNDS	503	7044	22421	381374	
76 NORWAY	22	1065	433	16876	
85 SWEDEN			2	86	
86 SWITZRLND	780	11931	1645	26696	
246 CZECHO S			2102	21634	

IMPORTS BY COMMODITIES AND COUNTRIES

Commodity and Country	OCTOBER 1961		JANUARY TO OCTOBER 1961		Class Number
	Quantity	Value (\$)	Quantity	Value (\$)	
277 POLAND			6	210	
516 HONG KONG	1075	9579	3659	34489	
559 JAPAN	64285	655112	697602	5605417	
668 U S OCEA			500	3717	
990 U STATES	13349	279343	85176	2067481	
TELEVISION RECEIVING SETS	87458	1310918	893936	10969715	6174
NO					
1 U KINGDOM			1	52	
55 GERMANY W			2	722	
73 NETHRLNDS	26	1934	32	2663	
559 JAPAN	1	150	8	919	
990 U STATES	1988	337066	17418	2422840	
RADIO SET PARTS	2015	339150	17461	2427196	6175
1 U KINGDOM		15050		967681	
49 DENMARK		778		24048	
54 FRANCE		146		232	
55 GERMANY W		8727		170997	
67 ITALY				3416	
73 NETHRLNDS		1910		68127	
76 NORWAY				120	
559 JAPAN				3820	
874 MEXICO		681		1318	
990 U STATES		383082		2967839	
RADIO TUBE PARTS		410374		4207598	6176
1 U KINGDOM		2822		391777	
43 AUSTRIA				703	
54 FRANCE				253	
55 GERMANY W				11555	
67 ITALY		3446		29790	
73 NETHRLNDS		11665		91736	
85 SWEDEN				1262	
990 U STATES		244482		1793824	
SOUND EQUIPMENT N O P		262415		1968300	6177
1 U KINGDOM		4601		195046	
43 AUSTRIA		174		1584	
44 BELG LUX				368	
49 DENMARK				5957	
54 FRANCE		4393		12797	
55 GERMANY W		20378		103947	
67 ITALY				229	
73 NETHRLNDS		14121		83098	
76 NORWAY		164		2870	
85 SWEDEN		653		13060	
86 SWITZRLND				200	
355 ISRAEL				1750	
559 JAPAN		9234		144213	
614 AUSTRALIA				2433	
990 U STATES		422389		3289391	
TAPE RECORDERS AND PARTS		476107		3856943	6178
NO					
1 U KINGDOM	269	10701	627	101854	
43 AUSTRIA	1	51	112	5696	
49 DENMARK			5	426	
55 GERMANY W	641	65120	4086	376681	
67 ITALY	8	326	20	885	
73 NETHRLNDS	156	9836	10497	789517	
76 NORWAY			24	2456	
85 SWEDEN	10	1132	11	1222	
86 SWITZRLND	7	3733	14	8107	
559 JAPAN	2625	74112	19796	457373	
614 AUSTRALIA				147	
990 U STATES	1189	234973	4574	2407132	
METERS ELECTRIC N O P	4906	399984	39766	4151496	6179
NO					
1 U KINGDOM	531	23351	2779	127621	
43 AUSTRIA	2	170	2	170	
49 DENMARK			23	2297	
54 FRANCE			35	1683	
55 GERMANY W	164	4980	811	17880	
73 NETHRLNDS			18	2872	
76 NORWAY			6	183	
86 SWITZRLND	5	523	228	10425	
246 CZECHO S			69	1992	
559 JAPAN	3031	7401	16741	54650	
813 SAHAMAS			5	301	
990 U STATES	6621	146362	59088	1241964	
METERS ELECTRIC N O P PARTS OF	10354	182787	79805	1462038	6180
1 U KINGDOM		2541		20984	
55 GERMANY W		62		597	
73 NETHRLNDS				372	
86 SWITZRLND		667		2474	
559 JAPAN				2132	
813 SAHAMAS				623	
990 U STATES		78991		881295	
LIGHTING FIXTURES GAS COAL OIL		82261		908477	6181
1 U KINGDOM		1185		62263	
43 AUSTRIA		53		393	
44 BELG LUX				235	
49 DENMARK				500	
54 FRANCE				163	
55 GERMANY W		5573		7930	

IMPORTS BY COMMODITIES AND COUNTRIES

Commodity and Country	OCTOBER 1961		JANUARY TO OCTOBER 1961		Class Number
	Quantity	Value (\$)	Quantity	Value (\$)	
67 ITALY		320		3905	
73 NETHRLNDS		167		1560	
78 PORTUGAL		401		401	
82 SPAIN		340		621	
85 SWEDEN		425		3452	
86 SWITZRLND				75	
246 CZECHO S				1571	
385 UAR EGYPT				516	
516 HONG KONG		3874		62939	
519 INDIA				203	
559 JAPAN		2554		30631	
874 MEXICO				157	
990 U STATES		21110		214135	
		36002		391650	
GAS MANTLES GAS BURNERS					6182
1 U KINGDOM				12092	
73 NETHRLNDS				186	
990 U STATES		4954		85071	
		4954		97349	
GAS METERS AND PARTS					6183
1 U KINGDOM		13366		165389	
990 U STATES		64967		1034082	
		78333		1199471	
PLATES CYLINDERS ENGRAVERS					6191
1 U KINGDOM		971		15551	
54 FRANCE		76		545	
55 GERMANY W				2327	
67 ITALY				1605	
73 NETHRLNDS				3722	
76 NORWAY				152	
614 AUSTRALIA				239	
990 U STATES		130154		1305032	
		131201		1329173	
PLATES PRINTING 2 COLOURS					6192
1 U KINGDOM		85		3821	
43 AUSTRIA				455	
55 GERMANY W		792		1104	
73 NETHRLNDS				2187	
86 SWITZRLND				2596	
427 UN SO AFR				580	
990 U STATES		29671		182899	
		30548		193642	
PLATES FOR PRINTING MUSIC					6193
1 U KINGDOM		2674		4024	
73 NETHRLNDS				2742	
990 U STATES		984		18477	
		3658		25243	
STEREOTYPES ELECTROTYPES NOP	SQ IN				6194
990 U STATES		2479	728	1100556	
		2479	728	27210	
				27210	
MATRICES FOR STEREOTYPES 475A	SQ IN				6195
990 U STATES		20550	1212	197190	
		20550	1212	10493	
				10493	
STEREOTYPES FOR BOOKS	SQ IN				6196
1 U KINGDOM		6614	369	40955	
73 NETHRLNDS		2850	114	3541	
990 U STATES		458555	20637	5003721	
		468019	21120	237430	
				241250	
STEREOTYPES FOR ADVERTISEMENTS	SQ IN				6197
1 U KINGDOM				14768	
55 GERMANY W				7049	
73 NETHRLNDS				219	
85 SWEDEN	196	160		196	
86 SWITZRLND				226	
990 U STATES		119915	12368	1409502	
		120111	12528	85311	
				87109	
TYPE PRINTING CHASES QUOINS					6199
1 U KINGDOM		3591		21492	
55 GERMANY W		379		9642	
59 GREECE				974	
516 HONG KONG				885	
990 U STATES		16887		181010	
		20857		214003	
PRINTG PLATES FOR PUBLICATIONS					6200
1 U KINGDOM				2373	
55 GERMANY W				1484	
73 NETHRLNDS				125	
86 SWITZRLND				78	
990 U STATES		39898		486943	
		39898		491003	
MOULDING MATERIAL ELECTROTYPE					6201
990 U STATES		397		18400	
		397		18400	
TUNGSTEN BEARING ORES	CWT				6208
564 KOREA			500	42088	
744 ARGENTINA	551	29095	551	29095	
747 BOLIVIA	916	48338	916	48338	
752 BRAZIL	551	36031	551	36031	
990 U STATES			2500	247775	
	2018	113464	5018	403327	
CHROME ORE	CWT				6210
316 CYPRUS	78400	163556	78400	163556	
422 RHOO NYAS	22567	43794	109109	173004	
427 UN SO AFR	5438	7077	93806	79633	
567 PHIL	22400	41990	697220	790568	
990 U STATES	25643	34964	278441	398917	
	154448	291381	1256976	1605678	

IMPORTS BY COMMODITIES AND COUNTRIES

Commodity and Country	OCTOBER 1961		JANUARY TO OCTOBER 1961		Class Number
	Quantity	Value (\$)	Quantity	Value (\$)	
ANTIMONY OR REGULUS OF	LB				6211
1 U KINGDOM			69058	14327	
44 BELG LUX			33600	8918	
288 YUGO SLAV			88506	23235	
553 CHINA COM	154326	29606	523934	101442	
990 U STATES			5000	1129	
	154326	29606	720098	149051	
BISMUTH METALLIC NATURAL	LB				6212
73 NETHRLNDS			1425	2712	
288 YUGO SLAV			4409	8992	
747 BOLIVIA	5489	1517	10149	8193	
990 U STATES			2000	4670	
	5489	1517	17983	24567	
COBALT ORE	CWT				6215
MANGANESE ORE	CWT				6216
1 U KINGDOM	205	7189	715	18145	
54 FRANCE			215	1108	
414 GHANA			509687	1080474	
457 FR W AFR			88274	340826	
519 INDIA			265811	350582	
559 JAPAN	220	4524	991	19149	
752 BRAZIL			335709	701392	
990 U STATES	10660	62574	101088	574564	
	11085	74287	1302490	3086240	
ORES OF METALS N O P	CWT				6217
1 U KINGDOM			270	1002	
76 NORWAY	308742	119054	310668	171608	
614 AUSTRALIA			8541	22124	
747 BOLIVIA			83105	351302	
774 PERU			664092	1838146	
864 GUATEMALA			18373	955	
869 HONDURAS			20000	61586	
990 U STATES	4499	110162	85274	1366857	
	313241	229216	1190323	3813580	
MERCURY OR QUICKSILVER	LB				6218
1 U KINGDOM	24	76	24	76	
73 NETHRLNDS			57	207	
82 SPAIN	68400	159274	123863	280687	
288 YUGO SLAV	19000	41659	57000	130515	
758 COLOMBIA	5700	12575	6840	15291	
874 MEXICO	3800	7969	24700	60333	
990 U STATES	3527	9524	81992	219757	
	100451	231077	294476	706866	
ANODES NICKEL COPPER PRECIOUS					6219
73 NETHRLNDS				716	
990 U STATES		6479		68608	
		6479		69324	
ARTICLES FOR AGRIC IMPLEMENTS					6220
1 U KINGDOM		2588		19611	
990 U STATES		12478		133614	
		15066		153225	
ARTICLES FOR STORAGE BATTERIES					6221
990 U STATES		12834		124416	
		12834		124416	
BELLS FOR CHURCHES					6222
1 U KINGDOM		2610		5501	
54 FRANCE		13963		102047	
55 GERMANY W				823	
67 ITALY				160	
73 NETHRLNDS				2937	
86 SWITZRLND				1824	
990 U STATES		35477		167725	
		52050		281017	
BELLS AND GONGS N O P					6223
1 U KINGDOM		991		6623	
54 FRANCE				210	
55 GERMANY W		492		17338	
85 SWEDEN		2871		7599	
86 SWITZRLND				50	
519 INDIA		1399		5891	
559 JAPAN		1522		6618	
614 AUSTRALIA				901	
990 U STATES		24585		213896	
		31860		259126	
SLIDE OR ZIPPER FASTENERS					6225
1 U KINGDOM		1029		7961	
54 FRANCE				270	
55 GERMANY W		10857		16369	
73 NETHRLNDS				268	
246 CZECHO S				3685	
559 JAPAN		1238		7152	
990 U STATES		5298		47248	
		18422		82953	
BUCKLES CLASPS EYELETS HOOKS					6226
1 U KINGDOM		11275		100381	
43 AUSTRIA				227	
54 FRANCE		65		198	
55 GERMANY W		7131		57752	
67 ITALY		1293		8815	
73 NETHRLNDS				350	
86 SWITZRLND		328		668	
246 CZECHO S				623	
516 HONG KONG				667	
519 INDIA		191		191	
559 JAPAN		1547		11301	

IMPORTS BY COMMODITIES AND COUNTRIES

Commodity and Country	OCTOBER 1961		JANUARY TO OCTOBER 1961		Class Number
	Quantity	Value (\$)	Quantity	Value (\$)	
990 U STATES		149820		1312445	
CAGES ANIMAL OF WIRE AND PARTS		171650		1493618	6227
1 U KINGDOM		6073		46715	
44 BELG LUX				4316	
55 GERMANY W		1513		2379	
67 ITALY				1361	
559 JAPAN				17171	
990 U STATES		4775		62735	
CHRONOMETERS COMPASSES SHIPS		12361		134677	6228
1 U KINGDOM		30100		125857	
55 GERMANY W				7115	
73 NETHRLNDS				874	
85 SWEDEN				495	
559 JAPAN		1086		7960	
954 ST PIERRE				111	
990 U STATES		12164		119511	
METAL ARTICLES FOR JEWELLERY		43350		261923	6229
1 U KINGDOM		2131		7780	
55 GERMANY W		316		18354	
67 ITALY				597	
559 JAPAN		78		5836	
990 U STATES		48851		335617	
ARTICLES FOR USE IN FISHERIES		51376		368184	6230
1 U KINGDOM		3516		38292	
49 DENMARK				272	
55 GERMANY W				6210	
73 NETHRLNDS				2399	
76 NORWAY		6124		45563	
78 PORTUGAL		1547		7116	
82 SPAIN				905	
559 JAPAN		6742		155180	
990 U STATES		3871		136214	
ARTICLES N O P FOR MFR SHIPS		21800		392151	6232
1 U KINGDOM		32665		1853589	
49 DENMARK		489		3599	
55 GERMANY W		17311		52565	
73 NETHRLNDS		434		4134	
76 NORWAY		36457		85691	
85 SWEDEN		1833		68349	
559 JAPAN		6520		25918	
990 U STATES		102990		1383472	
ELEMENTS FOR LAMP FILAMENTS		198699		3477317	6233
1 U KINGDOM		131		541	
43 AUSTRIA		9107		46806	
73 NETHRLNDS		6705		76775	
990 U STATES		128810		911576	
METAL PTS FOR COVERED BUTTONS		144753		1035698	6234
990 U STATES		9799		86999	
NAILS TACKS BRASS OR COPPER		9799		86999	6235
1 U KINGDOM				2161	
990 U STATES		3189		11472	
PATTERNS OF METAL NOT MODELS		3189		13633	6236
990 U STATES		5601		134408	
RIVETS BURRS BRASS OR COPPER		5601		134408	6238
1 U KINGDOM		1354		8395	
55 GERMANY W				77	
559 JAPAN		1554		1554	
990 U STATES		7861		65090	
SCREWS OF METAL N O P		10769		75116	6240
1 U KINGDOM		1220		16886	
44 BELG LUX				8533	
55 GERMANY W		201		13470	
85 SWEDEN		1095		8957	
86 SWITZRLND				167	
516 HONG KONG				126	
559 JAPAN		317		5502	
990 U STATES		9361		78705	
SHOE AND CORSET EYELETS HOOKS		12194		132346	6241
55 GERMANY W		913		6481	
67 ITALY		4796		35506	
559 JAPAN				133	
990 U STATES		32167		238815	
WIRE NON FERROUS COVERED		37876		280935	6247
1 U KINGDOM		1694797		2313830	
54 FRANCE				173	
55 GERMANY W				42898	
67 ITALY				261	
73 NETHRLNDS				923	
85 SWEDEN				1890	
86 SWITZRLND				369	
559 JAPAN		52982		60377	
815 BERMUDA				4385	
990 U STATES		374348		3341926	
		2122127		5767032	

IMPORTS BY COMMODITIES AND COUNTRIES

Commodity and Country	OCTOBER 1961		JANUARY TO OCTOBER 1961		Class Number	
	Quantity	Value (\$)	Quantity	Value (\$)		
WIRE TINSEL FOR BRAIDS CORDS					6248	
54 FRANCE				1326		
55 GERMANY W		7412		50311		
990 U STATES		1427		24274		
		8839		75911		
WIRE STRANDED NON FERROUS					6249	
1 U KINGDOM		1324		5158		
55 GERMANY W		443		2347		
990 U STATES		26590		297043		
		28357		304548		
WIRE NON FERROUS N O P					6250	
1 U KINGDOM		13004		147868		
44 BELG LUX				804		
54 FRANCE		106		1085		
55 GERMANY W		7536		15478		
67 ITALY				394		
73 NETHRLNDS				1230		
85 SWEQEN		9630		76011		
86 SWITZRLND		1272		1272		
990 U STATES		63273		393918		
		94821		638060		
NON FERROUS METALS AND PRODUCT					6251	
1 U KINGDOM		150332		938985		
43 AUSTRIA				1127		
44 BELG LUX		870		4535		
49 OENMARK		389		779		
54 FRANCE				1955		
55 GERMANY W		4007		32189		
67 ITALY				1007		
73 NETHRLNDS		556		9669		
76 NORWAY		3105		12221		
85 SWEQEN				2205		
86 SWITZRLND				337		
559 JAPAN		5638		36164		
990 U STATES		767946		7346924		
		932843		8388097		
PARTS FOR MFR OF SHUTTLES					6252	
990 U STATES		16486		120917		
		16486		120917		
HINGES FOR JEWELLERY BOXES					6253	
990 U STATES		10047		56054		
		10047		56054		
MATERIALS FOR MFR MINING MACH					6254	
990 U STATES		1656		7814		
		1656		7814		
RESIOUES NON FERROUS					6257	
1 U KINGDOM	CWT	14952	49408	516902		
990 U STATES		8252	70911	737895		
		23204	120319	1254797		
TUNGSTEN CARBIDE INSERTS					6258	
64 IRELAND				191035		
85 SWEDEN		17195		270992		
427 UN SO AFR		15377		100553		
990 U STATES		6591		135104		
		39163		697684		
TUNGSTEN CARBIDE TIPS BLANKS					6259	
1 U KINGDOM				268		
64 IRELAND				117983		
85 SWEDEN		3324		39872		
990 U STATES		11668		101681		
		14992		259804		
CIGARETTE LIGHTERS					6260	
1 U KINGDOM	DOZ	4	61	1485		
43 AUSTRIA		2700	15963	30483		
54 FRANCE			41	1612		
55 GERMANY W		1125	8992	82711		
76 NORWAY			28	398		
86 SWITZRLND		17	105	10652		
516 HONG KONG		3	113	523		
559 JAPAN		48081	323610	667844		
990 U STATES		521	6428	52898		
		52451	355341	848606		
INCANDESCENT LAMPS LARGE						6302
1 U KINGDOM	NO	49146	330971	53473		
44 BELG LUX			71540	10200		
54 FRANCE			178	331		
55 GERMANY W		50	42108	6157		
73 NETHRLNDS		6100	210564	23327		
76 NORWAY		1600	3600	610		
85 SWEDEN		124	224	541		
86 SWITZRLND			450	139		
262 HUNGARY			666	94		
559 JAPAN			238905	16657		
990 U STATES		311904	3711655	1425055		
		368924	4610861	1536584		
FLUORESCENT BULBS AND TUBES					6303	
1 U KINGDOM	NO	2000	7640	5268		
67 ITALY			655	441		
73 NETHRLNDS		15252	86987	30584		
559 JAPAN			10080	3301		
990 U STATES		106562	966190	1061075		
		123814	1071552	1100669		
MERCURY VAPOUR LAMPS					6304	
1 U KINGDOM	NO		122	793		
55 GERMANY W			42	201		
73 NETHRLNDS		966	22881	38274		

IMPORTS BY COMMODITIES AND COUNTRIES

143

Commodity and Country	OCTOBER 1961		JANUARY TO OCTOBER 1961		Class Number	
	Quantity	Value (\$)	Quantity	Value (\$)		
86 SWITZRLND			3025	15717	6306	
990 U STATES	2849	31273	40861	346689		
VAPOUR LAMPS N O P	3815	32664	66931	401674		
NO						
1 U KINGDOM			852	1854	6307	
73 NETHRLNDS			10064	1497		
990 U STATES	28302	11488	642720	113141		
SEALED BEAM LAMPS	28302	11488	653636	116492		
NO						
990 U STATES	32317	25180	411930	334345	6309	
CHRISTMAS TREE LAMPS	32317	25180	411930	334345		
NO						
516 HONG KONG	61520	943	408120	5912	6310	
559 JAPAN	6133680	147863	22977700	556963		
990 U STATES	34000	1332	43170	2145		
MINIATURE LAMPS N O P	6229200	150138	23428990	565020		
NO						
1 U KINGDOM	6782	782	83484	9515	6311	
54 FRANCE	10500	1598	10500	1598		
55 GERMANY W	5550	173	22950	1991		
73 NETHRLNDS	87399	2882	1728089	70817		
516 HONG KONG	120000	1115	849000	8710		
559 JAPAN	13000	459	456300	16285		
990 U STATES	84567	16888	1105987	199277		
PHOTOFLASH LAMPS	327798	23897	4256310	308193		
NO						
73 NETHRLNDS			75000	2126		6312
559 JAPAN	409824	11282	2276387	64700		
990 U STATES	186074	30517	5546586	316315		
PHOTOGRAPHIC LAMPS N O P	595898	41799	7897973	383141		
NO						
73 NETHRLNDS			6715	4300	6315	
559 JAPAN	300	354	12410	8593		
990 U STATES	26245	42642	352195	237447		
LIGHTS HEAD SIDE TAIL N O P	26545	42996	372320	250340		
NO						
1 U KINGDOM		5420		15879	6320	
54 FRANCE				1926		
55 GERMANY W		3912		23006		
516 HONG KONG		2115		13628		
559 JAPAN		1930		47957		
990 U STATES		33821		469419		
FLASHLIGHTS AND PARTS		47198		571815		
NO						
1 U KINGDOM			3286	3519	6325	
43 AUSTRIA			300	334		
55 GERMANY W	7400	13764	26378	45822		
82 SPAIN			39	212		
516 HONG KONG	92789	27184	1149099	330467		
553 CHINA COM			12000	2247		
559 JAPAN	1618	911	42259	26459		
990 U STATES	47547	40971	260694	324797		
ELECTRIC LIGHT FIXTURES N O P	149354	82830	1494055	733857		
NO						
1 U KINGDOM		5116		70497	6325	
43 AUSTRIA				11253		
44 BELG LUX				6478		
49 DENMARK		4578		33944		
53 FINLAND				4585		
54 FRANCE		1619		28668		
55 GERMANY W		19335		192911		
67 ITALY		21314		105607		
73 NETHRLNDS		4428		23466		
76 NORWAY		6506		32903		
78 PORTUGAL				1643		
82 SPAIN		883		17114		
85 SWEODEN		1939		4834		
86 SWITZRLNO				7641		
246 CZECHOS		2772		47359		
258 GERMANY E		148		258		
262 HUNGARY				369		
355 ISRAEL		2080		4754		
516 HONG KONG		2393		16075		
519 INDIA				1140		
559 JAPAN		15441		137574		
614 AUSTRALIA				2174		
815 BERMUOA				461		
874 MEXICO				307		
990 U STATES		780972		5705999		
		869524		6458014		

IMPORTS BY COMMODITIES AND COUNTRIES

Commodity and Country	OCTOBER 1961		JANUARY TO OCTOBER 1961		Class Number
	Quantity	Value (\$)	Quantity	Value (\$)	
<u>GROUP 7</u>					
<u>NON METALLIC MINERALS</u>					
ASBESTOS PACKING	LB				7 001
1 U KINGDOM	20185	13954	199896	117827	
990 U STATES	14376	19032	193411	227792	
	34561	32986	393307	345619	
VEHICLE BRAKE LININGS ASBESTOS					7 002
1 U KINGDOM		25558		160641	
54 FRANCE		259		690	
55 GERMANY W		10982		42622	
990 U STATES		72169		423327	
		108968		627280	
ASBESTOS MANUFACTURES N O P					7 003
1 U KINGDOM		62729		672209	
44 BELG LUX		19840		229452	
54 FRANCE				223	
55 GERMANY W		2080		2647	
86 SWITZRLND		501		1269	
427 UN SO AFR		11520		26820	
990 U STATES		241476		1889980	
		338146		2822600	
VEHICLE CLUTCH FACING ASBESTOS					7 004
1 U KINGDOM				2167	
55 GERMANY W				1845	
990 U STATES		19642		230104	
		19642		234116	
BRAKE LININGS AND FACINGS NOP					7 005
1 U KINGDOM		674		6394	
990 U STATES		11774		136084	
		12448		142478	
CHINA CLAY GROUND	CWT				7 011
1 U KINGDOM	93894	74083	745402	611730	
990 U STATES	169937	168365	1631997	1573566	
	263831	242448	2377399	2185296	
FIRE CLAY GROUND	CWT				7 012
1 U KINGDOM	100	123	6417	4185	
990 U STATES	151347	44856	929065	308278	
	151447	44979	935482	312463	
PIPE CLAY GROUND	CWT				7 013
990 U STATES	23220	2992	250216	27601	
	23220	2992	250216	27601	
CLAYS N O P GROUND					7 014
1 U KINGDOM		777		1783	
246 CZECHO S		220		220	
990 U STATES		61010		496432	
		62007		498435	
ZIRCONIUM SILICATE					7 015
614 AUSTRALIA		1207		13652	
990 U STATES		11889		158294	
		13096		171946	
ZIRCONIUM OXIDE					7 016
990 U STATES		1541		28565	
		1541		28565	
SAGGARS FOR CERAMIC PRODUCTS					7 017
1 U KINGDOM		2147		15078	
990 U STATES		6989		65333	
		9136		80411	
ACTIVATED CLAY TO REFINE OILS					7 018
990 U STATES		36922		863935	
		36922		863935	
GROG FOR REFRACTORY MATERIALS	TON				7 019
1 U KINGDOM	153	3380	328	4593	
990 U STATES	900	34405	9037	329331	
	1053	37785	9365	333924	
BRICK BUILDING GLAZED	M				7 020
990 U STATES	510	44092	3396	288636	
	510	44092	3396	288636	
BRICK BUILDING N O P	M				7 021
44 BELG LUX			76	6722	
67 ITALY			21	708	
990 U STATES	3751	208332	32906	1798221	
	3751	208332	33003	1805651	
BRICK FIRE CHROME					7 022
990 U STATES		53396		543678	
		53396		543678	
BRICK FIRE MAGNESITE					7 023
1 U KINGDOM		3850		51003	
55 GERMANY W		10020		57051	
990 U STATES		90829		310966	
		104699		419020	
BRICK FIRE 90 PER CENT SILICA					7 024
55 GERMANY W				571	
990 U STATES		83731		1021596	
		83731		1022167	
BRICK FIRE 100 DOL THOUSAND					7 025
1 U KINGDOM		52807		62179	
55 GERMANY W		4595		8090	
990 U STATES		58283		881782	
		115685		952051	
BRICK FIRE FURNACE OR KILN					7 026
1 U KINGDOM		4529		64811	

IMPORTS BY COMMODITIES AND COUNTRIES

Commodity and Country	OCTOBER 1961		JANUARY TO OCTOBER 1961		Class Number
	Quantity	Value (\$)	Quantity	Value (\$)	
54 FRANCE				5369	
55 GERMANY W				863	
85 SWEDEN				15868	
990 U STATES		521396		4382908	
BRICK FIRE N O P		525925		4469819	7027
1 U KINGDOM		34531		210944	
49 DENMARK		9403		19467	
55 GERMANY W		1072		4995	
990 U STATES		168024		2036629	
BRICK PAVING		213030		2272035	
990 U STATES			191	11536	7028
BUILDING BLOCKS BUILDING TILE			191	11536	
1 U KINGDOM		1523		24672	7029
44 BELG LUX		56		6778	
67 ITALY				4407	
990 U STATES		91999		953366	
DRAIN PIPES SEWER PIPES N O P		93578		989223	
1 U KINGDOM		814		8803	7030
990 U STATES		10555		59897	
TILES STONE MOSAIC FLOORING		11369		68700	
55 GERMANY W				6110	7032
67 ITALY				10672	
559 JAPAN				70007	
990 U STATES		111		14100	
EARTHENWARE TILES FOR ROOFING		111		100889	
44 BELG LUX		173		488	7033
990 U STATES		161		3114	
TILES EARTHENWARE N O P		334		3602	
1 U KINGDOM		801		158139	7034
44 BELG LUX				191	
55 GERMANY W				3038	
67 ITALY				4840	
82 SPAIN				498	
246 CZECHO S				1958	
559 JAPAN				7313	
990 U STATES		2118		38991	
TILES FLOOR AND WALL EARTHWARE	50 FT	2919		214968	
1 U KINGDOM	409910	83227	2340376	490589	7035
44 BELG LUX			23857	6955	
54 FRANCE			78188	13641	
55 GERMANY W	47777	11292	320596	77496	
67 ITALY	31479	10055	112428	39587	
82 SPAIN			66261	12858	
246 CZECHO S	30067	4072	123909	16120	
559 JAPAN	1120573	203962	4967527	875982	
990 U STATES	11705	8808	240237	112975	
CHINA AND PORCELAIN WARE N O P	1651511	321416	8273379	1646203	
1 U KINGDOM		3290		39720	7043
49 DENMARK				2268	
54 FRANCE				3439	
55 GERMANY W		224		2651	
67 ITALY				543	
258 GERMANY E		366		498	
516 HONG KONG		146		434	
553 CHINA COM				296	
559 JAPAN		1131		32568	
990 U STATES		3138		24130	
DEMIJOHNS CHURNS CROCKS N O P		8295		106547	
1 U KINGDOM		53		912	7045
55 GERMANY W		198		363	
67 ITALY				62	
559 JAPAN				411	
990 U STATES		8679		34378	
TABLEWARE OF CHINA PORCELAIN		8930		36126	
1 U KINGDOM		1046540		9770773	7046
43 AUSTRIA				923	
44 BELG LUX		508		2081	
49 DENMARK		1474		16493	
53 FINLAND		65		1241	
54 FRANCE		6450		43546	
55 GERMANY W		10263		126563	
64 IRELAND				1675	
67 ITALY		4066		45200	
73 NETHRLNDS		927		3903	
76 NORWAY		76		349	
78 PORTUGAL				606	
82 SPAIN		112		392	
85 SWEDEN		760		2083	
86 SWITZRLND				1132	
246 CZECHO S		5853		15190	
258 GERMANY E		930		9434	
262 HUNGARY				452	
277 POLAND				450	
355 ISRAEL				745	
516 HONG KONG		2078		19268	

IMPORTS BY COMMODITIES AND COUNTRIES

Commodity and Country	OCTOBER 1961		JANUARY TO OCTOBER 1961		Class Number
	Quantity	Value (\$)	Quantity	Value (\$)	
553 CHINA COM				151	
559 JAPAN		87728		815315	
864 GUATEMALA				344	
990 U STATES		90426		828603	
		1258256		11706912	
STONEWARE EARTHENWARE N O P					7047
1 U KINGDOM		36670		344161	
43 AUSTRIA		1738		10012	
44 BELG LUX		2712		17307	
49 DENMARK		2172		14061	
53 FINLAND		680		2890	
54 FRANCE		2098		28556	
55 GERMANY W		44299		242510	
59 GREECE		70		3843	
64 IRELAND				389	
67 ITALY		17908		142314	
73 NETHRLNDS		1929		14331	
76 NORWAY				3427	
78 PORTUGAL		1563		13740	
82 SPAIN		1882		10602	
85 SWEDEN		5170		19749	
86 SWITZRLND		50		892	
246 CZECHO S		8359		9016	
258 GERMANY E		3735		10150	
262 HUNGARY				946	
355 ISRAEL		50		1404	
516 HONG KONG		759		7088	
553 CHINA COM				1168	
559 JAPAN		109905		850560	
874 MEXICO		159		1087	
990 U STATES		92009		697475	
		333917		2447678	
CHEMICAL STONEWARE ACID RESIST					7048
1 U KINGDOM		321		7669	
55 GERMANY W				4492	
990 U STATES		27432		160702	
		27753		172863	
ARTIFICIAL TEETH NOT MOUNTED					7051
1 U KINGDOM		867		14864	
55 GERMANY W		25239		103318	
67 ITALY		220		2068	
73 NETHRLNDS		199		952	
86 SWITZRLND		734		35869	
355 ISRAEL				752	
519 INDIA		1546		3459	
559 JAPAN				2822	
828 TRINIDAD		1527		26960	
990 U STATES		132171		1153827	
		162503		1344891	
BATHS BATHTUBS BASINS ETC NOP					7052
1 U KINGDOM		117385		786907	
53 FINLAND		2347		5099	
55 GERMANY W		380		7722	
67 ITALY				4880	
76 NORWAY				208	
85 SWEDEN				392	
288 YUGO SLAV				508	
559 JAPAN		35722		130768	
815 BERMUDA				342	
824 JAMAICA				234	
990 U STATES		154714		1740219	
		310548		2677279	
CRUCIBLES N O P AND COVERS					7053
1 U KINGDOM		570		2518	
54 FRANCE				86	
55 GERMANY W				1050	
427 UN SO AFR		242		6438	
990 U STATES		11942		92047	
		12754		102139	
INSULATORS ELECTRIC PORCELAIN					7055
1 U KINGDOM		18188		72164	
55 GERMANY W				362	
86 SWITZRLND				1046	
559 JAPAN		11864		54925	
990 U STATES		26273		302090	
		56325		430587	
MANUFACTURES OF CLAY N O P					7056
1 U KINGDOM		1339		23816	
55 GERMANY W				7220	
73 NETHRLNDS		239		239	
519 INDIA		1922		12345	
559 JAPAN				701	
990 U STATES		86462		806224	
		89962		850545	
BRIQUETTES OF COAL OR COKE	TON				7060
990 U STATES	808	12224	7443	124385	
	808	12224	7443	124385	
ANTHRACITE SCREENINGS	TON				7061
990 U STATES	18773	107305	82297	418751	
	18773	107305	82297	418751	
ANTHRACITE DOMESTIC SIZES	TON				7062
1 U KINGDOM	1233	20260	25429	412501	
990 U STATES	70308	886386	504563	6060739	
	71541	906646	529992	6473240	
ANTHRACITE SMALLER SIZES N O P	TON				7063
1 U KINGDOM	3214	46212	21371	303462	

IMPORTS BY COMMODITIES AND COUNTRIES

Commodity and Country	OCTOBER 1961		JANUARY TO OCTOBER 1961		Class Number
	Quantity	Value (\$)	Quantity	Value (\$)	
990 U STATES	50809	403351	222631	1879368	
COAL BITUMINOUS SUB BITUMINOUS	54023	449563	244002	2182830	
990 U STATES	TON				7064
COAL EXWAREHOUSED SHIPS STORES	1183670	6380298	9078829	48564514	
990 U STATES	TON				7066
COAL DUST AND COAL N O P	36514	174015	194858	936045	
990 U STATES	TON				7067
BENZOL	3303	28129	9322	118445	
55 GERMANY W	GAL				7070
277 POLAND			414300	214102	
990 U STATES			209834	124384	
COAL TAR CRUDE	51208	19842	3946562	1716590	
1 U KINGDOM	GAL		4570696	2055076	7071
44 BELG LUX					
990 U STATES					
COAL PITCH	4750	1152	156329	34283	
1 U KINGDOM					7072
990 U STATES					
CARBOLIC OR HEAVY OIL	2200	621	2200	621	
614 AUSTRALIA	34871	7549	146368	36028	
990 U STATES	41821	9322	304897	70932	
COKE PETROLEUM	76450	141044	550963	1017504	
1 U KINGDOM	CWT				7073
990 U STATES					
COKE N O P	170252	371060	1259487	2678546	
990 U STATES	246702	512104	1810450	3696050	
GLASS BULB FOR ELECTRONIC TUBE	GAL				7074
73 NETHRLNDS					
990 U STATES					
DECANTERS AND TUMBLERS	11009	5323	1722889	501077	
1 U KINGDOM					7075
614 AUSTRALIA			6705	1815	
990 U STATES			389619	92210	
LAMP CHIMNEYS	27047	5735	2119213	595102	
55 GERMANY W	TON				7076
990 U STATES					
GLASS CARBOYS BOTTLES JARS	53716	783871	291509	4244212	
1 U KINGDOM	TON				7077
990 U STATES					
LAMP CHIMNEYS	31027	622758	228011	4537804	
55 GERMANY W					7078
990 U STATES					
GLASS PLATES FOR OPTICAL MFR	31027	622758	228080	4540050	
1 U KINGDOM					7079
55 GERMANY W					
990 U STATES					
GLASS TABLEWARE CUT GLASS N O P		85		63603	
1 U KINGDOM					7080
43 AUSTRIA		424315		3239147	
44 BELG LUX		424400		3302750	
49 DENMARK					7081
53 FINLAND					
54 FRANCE					
55 GERMANY W					
67 ITALY					
85 SWEDEN					
246 CZECHO S					
277 POLAND					
559 JAPAN					
824 JAMAICA					
874 MEXICO					
990 U STATES					
GLASS TABLEWARE CUT GLASS N O P					7082
1 U KINGDOM					
43 AUSTRIA					
44 BELG LUX					
49 DENMARK					
53 FINLAND					
54 FRANCE					
55 GERMANY W					
64 IRELAND					
67 ITALY					
73 NETHRLNDS					
76 NORWAY					
78 PORTUGAL					

IMPORTS BY COMMODITIES AND COUNTRIES

Commodity and Country	OCTOBER 1961		JANUARY TO OCTOBER 1961		Class Number
	Quantity	Value (\$)	Quantity	Value (\$)	
82 SPAIN				4136	
85 SWEDEN		19089		106908	
246 CZECHO S		74879		643530	
258 GERMANY E		6618		58827	
262 HUNGARY		16116		93617	
277 POLAND		10859		52253	
288 YUGO SLAV		4623		4806	
355 ISRAEL				530	
516 HONG KONG				801	
559 JAPAN		18637		180874	
864 GUATEMALA				220	
874 MEXICO				777	
990 U STATES		306566		1844948	
		664682		4453131	
LAMP BULBS AND TUBING FOR					7084
1 U KINGDOM		66		2428	
54 FRANCE				1431	
55 GERMANY W		200		1371	
86 SWITZRLND		4126		19454	
990 U STATES		316599		2327389	
		320991		2352073	
GLASS SHADES OR GLOBES					7085
1 U KINGDOM				706	
54 FRANCE				980	
55 GERMANY W		316		2709	
67 ITALY				1465	
246 CZECHO S				2753	
559 JAPAN				117	
990 U STATES		20706		172883	
		21022		181613	
LENSES GLASS N O P					7086
1 U KINGDOM		3301		19794	
43 AUSTRIA		126		16949	
44 BELG LUX				10644	
54 FRANCE				602	
55 GERMANY W		62		9742	
73 NETHRLNOS				1181	
559 JAPAN				256	
990 U STATES		47545		382250	
		51034		441418	
FRESNEL TYPE LENSES GLOBES					7087
1 U KINGDOM				708	
990 U STATES		10231		115087	
		10231		115795	
MOULDED SHAPES FOR ELECT FIXT					7088
1 U KINGDOM		2358		17755	
43 AUSTRIA		2215		20119	
44 BELG LUX				517	
49 DENMARK		2162		8440	
54 FRANCE		2704		11118	
55 GERMANY W		10925		116973	
67 ITALY				6184	
73 NETHRLNOS		1820		34892	
85 SWEDEN				1582	
246 CZECHO S		12148		77488	
516 HONG KONG				382	
559 JAPAN		1817		4901	
990 U STATES		241131		1775916	
		277280		2076267	
HEAT RESISTING GLASSWARE					7089
1 U KINGDOM		11768		92552	
43 AUSTRIA				494	
54 FRANCE				9194	
55 GERMANY W		163		8473	
67 ITALY				694	
73 NETHRLNOS				1164	
246 CZECHO S				3083	
559 JAPAN		89		89	
990 U STATES		601603		5647609	
		613623		5763352	
SHEET GLASS OVER 34 OZ SQ FT	SQ FT				7090
1 U KINGDOM	121472	32228	858384	231028	
44 BELG LUX	780659	223062	5441046	1507683	
54 FRANCE	56399	12520	1691968	318736	
55 GERMANY W	417276	98787	2629619	593456	
67 ITALY	230818	35560	804154	125407	
73 NETHRLNOS	444	121	444	121	
82 SPAIN			23405	3042	
246 CZECHO S			161487	16145	
258 GERMANY E	60450	6948	267836	30714	
277 POLAND			25704	1808	
355 ISRAEL			12687	4223	
559 JAPAN	18900	3215	295557	47321	
990 U STATES	193870	61418	913528	289716	
	1880288	473859	13125819	3169400	
SHEET GLASS TRANSPRT TO 34 OZ	SQ FT				7091
1 U KINGDOM	729053	63000	5391886	483497	
44 BELG LUX	1467962	178126	12825263	1542862	
54 FRANCE	206673	21056	2447157	249069	
55 GERMANY W	1147900	104337	8327795	690360	
67 ITALY	115434	11446	594178	55490	
73 NETHRLNOS	21044	2186	21044	2186	
82 SPAIN			5778	179	
85 SWEDEN			13400	774	
246 CZECHO S	239500	8936	5584529	225222	
258 GERMANY E	538000	21823	3741306	167880	

IMPORTS BY COMMODITIES AND COUNTRIES

Commodity and Country	OCTOBER 1961		JANUARY TO OCTOBER 1961		Class Number
	Quantity	Value (\$)	Quantity	Value (\$)	
277 POLAND	118210	3547	1256418	36088	
287 U S S R	332400	14196	1622800	70705	
355 ISRAEL			70375	6157	
553 CHINA COM			10000	261	
559 JAPAN	111400	8045	2211564	133082	
990 U STATES	77269	9120	207407	23686	
	5104845	445818	44330900	3687498	
PLATE GLASS NOT OVER 7 SQ FT	SQ FT				7093
1 U KINGDOM	1276	593	132295	55437	
44 BELG LUX	7521	3757	144990	56371	
54 FRANCE	12376	3899	64192	25991	
55 GERMANY W			16206	4964	
73 NETHRLNDS	2052	603	2052	603	
990 U STATES	44835	21613	158265	75615	
	68060	30465	518000	218981	
PLATE GLASS 7 TO 25 SQ FT	SQ FT				7094
1 U KINGDOM	368473	145999	3523124	1390269	
44 BELG LUX	16489	8165	357711	172972	
54 FRANCE	19980	10512	235930	118113	
55 GERMANY W	7921	4857	69274	40693	
73 NETHRLNDS			45521	19304	
82 SPAIN	1851	1027	44616	18360	
990 U STATES	267196	138220	1542796	767274	
	681910	308780	5818972	2526985	
PLATE GLASS NON P	SQ FT				7095
1 U KINGDOM	215849	117804	1617826	886326	
44 BELG LUX	159675	82817	1280478	656313	
54 FRANCE	54146	25369	660027	316393	
55 GERMANY W	9002	5526	305330	182573	
73 NETHRLNDS			9221	5824	
82 SPAIN	27386	11883	48919	20787	
990 U STATES	1253219	605605	11121707	5418038	
	1719277	849004	15043508	7486254	
LAMINATED GLASS SHEETS	SQ FT				7097
1 U KINGDOM	23316	12389	221334	119739	
44 BELG LUX	1728	986	18151	10676	
54 FRANCE	1050	519	13284	6612	
55 GERMANY W	22439	10033	158282	80751	
73 NETHRLNDS	811	15583	7991	35683	
990 U STATES	49344	39510	419042	253461	
	146105	73334	1136457	541662	
GLASS SHEETS WIRED	SQ FT				7099
1 U KINGDOM	50685	16550	392378	155539	
44 BELG LUX	6685	905	146817	30953	
54 FRANCE	6689	938	104466	14504	
55 GERMANY W	1512	523	24442	10222	
73 NETHRLNDS	79544	53574	442877	313646	
990 U STATES	990	844	25477	16798	
	146105	73334	1136457	541662	
GLASS CAST AND SHEET GLASS NON P	SQ FT				7100
1 U KINGDOM	30782	7227	157723	38786	
44 BELG LUX	12230	4035	142275	30537	
54 FRANCE	3045	376	3645	610	
55 GERMANY W	4284	951	30810	8501	
246 CZECHOS			24779	2120	
990 U STATES	10156	4612	73080	32304	
	60497	17201	432312	112858	
ORNAMENTAL COLOURED GLASS	SQ FT				7111
1 U KINGDOM	17864	9440	137434	60210	
44 BELG LUX	12139	5773	134811	49832	
54 FRANCE			1811	1151	
55 GERMANY W	10737	6377	33539	17597	
73 NETHRLNDS			472	2445	
559 JAPAN	4260	659	27960	3129	
990 U STATES	6041	3101	71340	54430	
	51041	25350	407367	188794	
PAINTED OBSCURED WHITE GLASS	SQ FT				7112
1 U KINGDOM	121852	18988	1330804	242619	
44 BELG LUX	94475	12861	944547	144737	
54 FRANCE	30513	3399	281391	31645	
55 GERMANY W	19530	7112	138669	37192	
73 NETHRLNDS	6240	1082	12740	1942	
246 CZECHOS	11000	853	33000	1840	
559 JAPAN			118095	11106	
990 U STATES	71814	39908	591996	285977	
	355424	84203	3451242	757058	
STAINED OR ORNAMENTAL WINDOWS					7113
1 U KINGDOM		4576		56533	
43 AUSTRIA				3108	
44 BELG LUX				7014	
54 FRANCE		5494		94544	
55 GERMANY W				21640	
64 IRELAND				2193	
67 ITALY				5838	
73 NETHRLNDS				2244	
385 UAR EGYPT				390	
990 U STATES		7392		22878	
		17462		216382	
MIRRORS OF GLASS FRAMED OR NOT					7114
1 U KINGDOM		15446		139772	
43 AUSTRIA				1151	
44 BELG LUX		61289		383447	
49 DENMARK		166		1594	
54 FRANCE				410	
55 GERMANY W		11514		110209	
67 ITALY		1923		6788	
73 NETHRLNDS		1699		4450	

IMPORTS BY COMMODITIES AND COUNTRIES

Commodity and Country	OCTOBER 1961		JANUARY TO OCTOBER 1961		Class Number
	Quantity	Value (\$)	Quantity	Value (\$)	
82 SPAIN				710	
85 SWEDEN				1381	
516 HONG KONG				544	
553 CHINA COM		55		468	
559 JAPAN		5170		62939	
990 U STATES		82088		775415	
		179350		1489278	
VACUUM BOTTLES JUGS AND PARTS	NO				7118
1 U KINGDOM	1000	434	74726	41337	
55 GERMANY W			301	4175	
246 CZECHO S			1000	385	
516 HONG KONG			2468	4368	
990 U STATES	8048	12939	84577	192138	
	9048	13373	163072	242403	
INSULATING WINDOW UNITS	NO				7119
1 U KINGDOM	162	3210	2002	40369	
44 BELG LUX	995	32332	16079	405103	
55 GERMANY W			438	7004	
990 U STATES	417	8663	6284	114037	
	1574	44205	24803	566513	
GLASS BALLS FOR FIBRES OR YARN					7120
990 U STATES		46340		407800	
		46340		407800	
GLASS TO BE CUT OR MOUNTED					7121
1 U KINGDOM				997	
44 BELG LUX		7853		71926	
54 FRANCE				54005	
55 GERMANY W		1168		97801	
85 SWEDEN				483	
246 CZECHO S		3001		10069	
277 POLAND				174	
288 YUGO SLAV		4755		68960	
990 U STATES		22035		190709	
		38812		495124	
GLASS BLANKS FOR REFLECTORS					7122
990 U STATES		35135		305150	
		35135		305150	
BEADS FOR MFR IMITATION PEARLS					7123
43 AUSTRIA				3552	
55 GERMANY W				22954	
559 JAPAN				523	
990 U STATES				5734	
				32763	
ARTIFICIAL EYES CONTACT LENSES					7124
990 U STATES		2245		20529	
		2245		20529	
PHOTOGRAPHIC DRY PLATES					7125
1 U KINGDOM		391		31288	
44 BELG LUX				145	
990 U STATES		9127		100508	
		9518		131941	
SPECTACLES EYE GLASS LENSES					7126
1 U KINGDOM		1244		13411	
43 AUSTRIA		190		46418	
44 BELG LUX				1857	
54 FRANCE		3786		82495	
55 GERMANY W		3936		33759	
67 ITALY		20158		258993	
82 SPAIN				387	
246 CZECHO S				3744	
516 HONG KONG		665		9217	
559 JAPAN		14141		140350	
990 U STATES		29858		401311	
		73978		991942	
MANUFACTURES OF GLASS N O P					7127
1 U KINGDOM		7266		63116	
43 AUSTRIA		200		7858	
44 BELG LUX		2135		17294	
49 DENMARK		583		3844	
53 FINLAND		693		1609	
54 FRANCE		8089		68042	
55 GERMANY W		10644		93218	
67 ITALY		15680		160709	
73 NETHRLNDS		658		6558	
78 PORTUGAL				602	
82 SPAIN		108		2134	
85 SWEDEN		7080		48514	
86 SWITZRLND		428		1915	
246 CZECHO S		7753		101943	
258 GERMANY E		749		9546	
262 HUNGARY		1866		8075	
277 POLAND		1181		1290	
516 HONG KONG		1331		16505	
559 JAPAN		13310		103464	
874 MEXICO				5573	
990 U STATES		312761		2444874	
		392515		3166683	
GLASS WOOL OR FIBRE GLASS	LB				7128
1 U KINGDOM	272	200	6079	2722	
55 GERMANY W			1457	728	
85 SWEDEN			710	541	
990 U STATES	318006	178470	4824130	1299084	
	318278	178670	4832376	1303075	
GLASS BLOCKS					7129
1 U KINGDOM				1051	
54 FRANCE				253	

IMPORTS BY COMMODITIES AND COUNTRIES

Commodity and Country	OCTOBER 1961		JANUARY TO OCTOBER 1961		Class Number	
	Quantity	Value (\$)	Quantity	Value (\$)		
246 CZECHO S		1609		12772	7131	
874 MEXICO		2124		12028		
990 U STATES		33170		369889		
PLUMBAGO NOT GROUND OR MFRD		36903		395993		
1 U KINGDOM				398	7132	
54 FRANCE				277		
76 NORWAY				2984		
513 CEYLON				3113		
874 MEXICO				17636		
990 U STATES		3308		15339		
		3308		39747		
CRUCIBLES PLUMBAGO AND COVERS					7133	
1 U KINGDOM		1681		65421		
990 U STATES		10498		108391		
		12179		173812		
PLUMBAGO GROUND AND MFRS NOP					7133	
1 U KINGDOM		4174		64711		
54 FRANCE				287		
55 GERMANY W		2787		20549		
513 CEYLON				363		
559 JAPAN				6409		
874 MEXICO		124		296		
990 U STATES		94939		670637		
		102024		763252		
MICA UNMANUFACTURED	CWT				7138	
1 U KINGDOM			200	853		
519 INDIA			677	36842		
752 BRAZIL			54	10966		
990 U STATES		1087		98880		
		1116	13189	10858	147541	
MICA MANUFACTURES OF					7139	
1 U KINGDOM				7356		
874 MEXICO				642		
990 U STATES		37883		284186		
		37883		292184		
ASPHALTUM OR ASPHALT	CWT				7141	
1 U KINGDOM			126	804		
55 GERMANY W			11	182		
785 VENEZUELA			241361	144469		
828 TRINIDAD			12958	15450		
876 NETH ANT			106172	73389		
990 U STATES		36867	75275	231109		
		36867	75275	591737	784902	
ASPHALTUM OIL FOR PAVING	GAL				7143	
785 VENEZUELA			451037	35012		
876 NETH ANT			322025	30083		
990 U STATES		92513	12793	428919	59789	
		92513	12793	1201981	124884	
OIL FOR CONCENTRATION OF ORES	GAL				7151	
1 U KINGDOM			75	105		
427 UN 30 AFR		1125	3989	13446		
990 U STATES		27116	34604	209436		334532
		28241	38593	213336	348083	
CRUDE PETROLEUM	BBL				7153	
319 KUWAIT		437182	716009	10841979		17089868
323 QATAR		282939	569151	3544393		6794143
347 IRAN		1169348	2154290	9885591		19386710
369 SAUD ARAB		1481238	3313972	15509341		37986241
785 VENEZUELA		8095094	18767328	68790733		161541324
828 TRINIDAD		528590	1044847	2482236		4904910
990 U STATES		76591	195207	628920		1557520
		12070982	26760804	111683193		249260716
PETROLEUM TOPS FOR REFINERS	GAL					7154
FUEL OIL EXWARE SHIPS STORES	GAL					7156
876 NETH ANT		18738	1438	395547	32592	
990 U STATES				12500	1942	
		18738	1438	408047	34534	
AVIATION GASOLINE	GAL				7161	
876 NETH ANT		6504583	1077097	26986072		4482386
990 U STATES		96141	23028	3737028		831769
		6600724	1100125	30723100	5314155	
KEROSENE M O P	GAL				7162	
1 U KINGDOM				3062949		231007
876 NETH ANT		1152618	118047	1152618		118047
990 U STATES		58164	10996	880269		129674
		1210782	129043	5095836	478728	
ENGINE DISTILLATE 8017 OR OVER	GAL				7163	
990 U STATES				495		70
				495	70	
GASOLINE UNDER 8236 SP G M O P	GAL				7164	
785 VENEZUELA				4847549		698753
876 NETH ANT				1887589		223571
990 U STATES		1029363	169477	10734265		1786199
		1029363	169477	17469403	2708523	
CASINGHEAD GASOLINE BLENDING	GAL				7165	
LUB OILS UNDER 25C PER GAL	GAL				7166	
990 U STATES		678714	147006	8504111		1863356
		678714	147006	8504111	1863356	
PETRO LUB OILS 25C GAL OR OVER	GAL				7167	
1 U KINGDOM		21	189	20779		46286
44 BELG LUX				1125		1173
54 FRANCE				1279		6047
55 GERMANY W		14	67	1130		1239

IMPORTS BY COMMODITIES AND COUNTRIES

Commodity and Country	OCTOBER 1961		JANUARY TO OCTOBER 1961		Class Number
	Quantity	Value (\$)	Quantity	Value (\$)	
73 NETHRLNDS	9200	6324	57770	41113	
85 SWEDEN	490	695	542	1049	
86 SWITZRLND	208	297	556	1092	
990 U STATES	3770861	1364433	21208086	8708814	
	3780794	1372005	21291267	8806813	
OILS MINERAL N O P	GAL				7168
1 U KINGDDM	2500	546	8459	2753	
990 U STATES	91552	126756	1434340	1231266	
	94052	127302	1442799	1234019	
STOVE OIL NO 1 FUEL OIL	GAL				7171
785 VENEZUELA	1031556	100773	14387784	1499717	
876 NETH ANT	14392164	1680144	40298184	4333283	
990 U STATES	305892	44921	5601638	966290	
	15729612	1825838	60287606	6799290	
LIGHT FUEL OILS NOS 2 AND 3	GAL				7172
785 VENEZUELA	20777097	1880390	82489172	7446664	
828 TRINIDAD			7892393	597689	
876 NETH ANT	18090865	1524031	55476829	4856824	
990 U STATES	1179832	150136	16547893	1996719	
	40047794	3554557	162406287	14897896	
HEAVY FUEL OILS NOS 4 5 AND 6	GAL				7173
44 BELG LUX	77735	7774	77735	7774	
55 GERMANY W			4290587	211244	
319 KUWAIT	4837690	250886	4837690	250886	
785 VENEZUELA	10494268	520472	53333599	2633001	
828 TRINIDAD			30719239	1692087	
874 MEXICO			3562719	158909	
876 NETH ANT	6760571	356140	110733955	5428566	
990 U STATES	9728822	521091	91380357	5045503	
	31899086	1656363	298935881	15427970	
DIESEL FUEL	GAL				7174
73 NETHRLNDS			16650	2164	
785 VENEZUELA	5629807	516728	38707000	3363051	
876 NETH ANT	6042701	597627	14304910	1383400	
990 U STATES	392698	48288	3930936	493686	
	12065206	1162643	56959496	5242301	
PETROL GREASE LUBRICATING NOP	LB				7181
1 U KINGDOM	3910	1891	43337	12867	
55 GERMANY W			1672	3037	
990 U STATES	1408135	212698	13283241	1875622	
	1412045	214589	13328250	1891526	
PETROL JELLIES TOILET MEDICINE					7182
1 U KINGDOM		353		1774	
55 GERMANY W		217		217	
990 U STATES		83721		720975	
		84291		722966	
PARAFFINE WAX	LB				7183
1 U KINGDOM	560	55	12356	1303	
519 INDIA			420000	17120	
559 JAPAN			2404	184	
990 U STATES	3697382	245135	33520789	2190669	
	3697942	245190	33955549	2209276	
CANDLES PARAFFINE WAX	LB				7184
1 U KINGDOM	300	199	300	199	
43 AUSTRIA	110	98	110	98	
49 DENMARK	215	76	4409	2060	
54 FRANCE	69	95	69	95	
55 GERMANY W	4283	1997	6338	3220	
64 IRELAND			2160	855	
76 NORWAY			3704	807	
82 SPAIN	241	241	309	311	
85 SWEDEN			1707	864	
86 SWITZRLND	291	243	1747	1217	
258 GERMANY E	77	217	77	217	
355 ISRAEL	11240	1930	20414	3659	
516 HONG KONG			1024	415	
559 JAPAN	19041	7782	212782	51079	
990 U STATES	26904	12130	120032	48828	
	62771	25008	375182	113924	
PRODUCTS OF PETROLEUM N O P	GAL				7185
1 U KINGDOM			7853	4050	
990 U STATES	3742254	663629	28099508	5190006	
	3742254	663629	28107361	5194056	
LIQUEFIED PETROLEUM GASES	GAL				7186
54 FRANCE			14491	1480	
55 GERMANY W			610	241	
990 U STATES	114030	45849	2995141	706063	
	114030	45849	3010242	707784	
NAPHTHA INCL SOLVENT NAPHTHA	GAL				7187
1 U KINGDOM	225	674	476	2162	
55 GERMANY W			1050	1126	
990 U STATES	540514	132005	6654107	1489157	
	540739	132679	6655633	1492445	
ARTIFICIAL ABRASIVE GRAINS					7191
1 U KINGDOM		132		6758	
54 FRANCE				282	
55 GERMANY W				2088	
73 NETHRLNDS				1071	
86 SWITZRLND				18330	
990 U STATES		208737		1898985	
		208869		1927514	
DIAMONDS BLACK BORT FOR BORERS	CARAT				7192
1 U KINGDOM	15397	60163	112294	599923	
44 BELG LUX	100	318	1666	13127	
64 IRELAND			2058	8277	
86 SWITZRLND			10	73	

IMPORTS BY COMMODITIES AND COUNTRIES

Commodity and Country	OCTOBER 1961		JANUARY TO OCTOBER 1961		Class Number
	Quantity	Value (\$)	Quantity	Value (\$)	
427 UN SD AFR	12789	61656	61382	300166	
774 PERU			700	1850	
777 SURINAM			135	989	
990 U STATES	80272	404717	766805	4078970	
DIATOMACEOUS EARTH	108558	526854	945050	5003375	
990 U STATES	CWT				7193
EMERY IN BULK	52790	128153	479732	1114730	
73 NETHRLNDS	52790	128153	479732	1114730	7194
990 U STATES		18992		142191	
GRINDING WHEELS BONDED		18992		147742	
1 U KINGDDM		5618		93587	7195
43 AUSTRIA				695	
44 BELG LUX		77		918	
49 DENMARK				338	
54 FRANCE				258	
55 GERMANY W		2885		65750	
67 ITALY				19525	
73 NETHRLNDS				81	
76 NORWAY		2485		9992	
78 PORTUGAL		1068		1068	
85 SWEDEN		1867		7896	
86 SWITZRLND		166		953	
427 UN SD AFR				100	
990 U STATES		157692		1454048	
GRINDING STONES BLCKS BONDED		171858		1655209	
1 U KINGDDM		169		4606	7196
44 BELG LUX				336	
55 GERMANY W		231		2449	
67 ITALY				1115	
85 SWEDEN		111		2660	
559 JAPAN				954	
990 U STATES		28039		292335	
GRINDSTONES N D P		28550		304455	
1 U KINGDDM	ND				7199
990 U STATES	26	413	435	2167	
	33	2757	189	9755	
	59	3170	624	11922	
PUMICE PUMICE STONE LAVA TUSA					7200
67 ITALY				7405	
990 U STATES		12888		132973	
COATED ABRASIVE PAPER CLOTH				140378	
1 U KINGDDM		812		22586	7202
49 DENMARK		205		1043	
55 GERMANY W		5857		35390	
76 NORWAY		3731		11396	
85 SWEDEN				1709	
86 SWITZRLND				338	
559 JAPAN				205	
990 U STATES		105997		934248	
MFRS OF ABRASIVES N O P		116602		1006915	
1 U KINGDDM		3450		23010	7203
44 BELG LUX				460	
55 GERMANY W		990		18830	
67 ITALY				2196	
73 NETHRLNDS				231	
76 NORWAY		530		2553	
559 JAPAN				170	
990 U STATES		50591		409044	
BUILDING STONE N O P		55561		456494	
1 U KINGDDM	CWT		26334	185547	7210
67 ITALY			4	58	
990 U STATES	65619	87567	506078	647598	
GRANITE ROUGH	65619	87567	532416	833203	
49 DENMARK				191	7215
53 FINLAND		3064		16010	
76 NORWAY		4696		12706	
85 SWEDEN		32114		152041	
427 UN SD AFR				321	
752 BRAZIL		224		4944	
990 U STATES		11058		118187	
GRANITE SAWN		51156		304400	
53 FINLAND				2779	7216
67 ITALY		1144		1144	
76 NORWAY		1562		1562	
85 SWEDEN				5471	
427 UN SD AFR				543	
752 BRAZIL		469		469	
990 U STATES		13066		90598	
GRANITE MANUFACTURED		16241		102566	
44 BELG LUX		7157		7157	7218
53 FINLAND		3555		64822	
54 FRANCE				2206	
55 GERMANY W				12195	
67 ITALY		1001		3249	
73 NETHRLNDS				1849	
76 NORWAY				298	

IMPORTS BY COMMODITIES AND COUNTRIES

Commodity and Country	OCTOBER 1961		JANUARY TO OCTOBER 1961		Class Number
	Quantity	Value (\$)	Quantity	Value (\$)	
78 PORTUGAL		1903		5712	
85 SWEDEM		4245		53256	
427 UN SO AFR				1131	
559 JAPAN				291	
990 U STATES		7879		258237	
GYP SUM		25740		410403	
	TON				7221
1 U KINGDOM			27	888	
874 MEXICO			53600	154077	
990 U STATES	283	4286	2144	31146	
LIME	283	4286	55771	186111	
	CWT				7223
1 U KINGDOM	500	262	8145	4253	
990 U STATES	66491	50169	639789	443330	
PLASTER OF PARIS WALL PLASTER	66991	50431	647934	447583	
	CWT				7224
1 U KINGDOM	1000	985	5128	4377	
54 FRANCE	18	180	130	1351	
55 GERMANY W			55	117	
990 U STATES	13971	23399	164667	301949	
CEMENT MANUFACTURES N O P	14989	24564	169980	307794	
					7226
1 U KINGDOM		3424		5793	
54 FRANCE				17074	
55 GERMANY W				311	
67 ITALY				3915	
990 U STATES		31149		771081	
WHITE PORTLAND CEMENT CLINKER		34573		798174	
	CWT				7227
49 DENMARK	29120	27216	232960	214185	
990 U STATES			104851	120249	
CEMENT PORTLAND STANDARD	29120	27216	337811	334434	
	CWT				7228
1 U KINGDOM			2647	3100	
55 GERMANY W			1462	1037	
73 NETHRLNDS			2200	2258	
559 JAPAN			573	324	
990 U STATES	929	1649	21878	34907	
CEMENT WHITE	929	1649	28760	41626	
	CWT				7229
1 U KINGDOM	4944	7502	91281	132718	
44 BELG LUX	2191	3352	32885	49683	
49 DENMARK			27381	39962	
54 FRANCE	5251	7137	27126	38714	
55 GERMANY W	16190	26659	54127	90119	
559 JAPAN			552	697	
990 U STATES	2353	6283	20632	43842	
CEMENT N O P	30929	50933	253984	395735	
	CWT				7230
1 U KINGDOM	19435	33471	130583	198659	
49 DENMARK			132	220	
55 GERMANY W	1323	3633	5732	15038	
990 U STATES	3021	6539	21688	55973	
MARBLE ROUGH	23779	43643	158135	269890	
					7231
44 BELG LUX		182		872	
67 ITALY		11284		37998	
78 PORTUGAL				469	
990 U STATES		786		36091	
MARBLE SAWN		12252		75430	
					7232
44 BELG LUX		5693		22156	
67 ITALY		60909		289839	
78 PORTUGAL		1432		2747	
355 ISRAEL				1606	
990 U STATES		46177		304329	
MARBLE FOR TOMBSTONES		114211		620677	
					7233
990 U STATES		2270		34269	
MARBLE MANUFACTURES N O P		2270		34269	
					7234
44 BELG LUX				2548	
54 FRANCE				417	
55 GERMANY W		1340		16135	
64 IRELAND				512	
67 ITALY		17566		74919	
78 PORTUGAL		3146		4818	
519 INDIA				253	
874 MEXICO		803		1142	
990 U STATES		643		29543	
MARBLE ORNAMENTAL FOR CHURCHES		23498		130287	
					7235
67 ITALY		6382		94659	
990 U STATES				125	
ROOFING SLATE		6382		94784	
	50				7241
78 PORTUGAL			56	520	
990 U STATES				7899	
SLATE MANUFACTURES N O P	29	619	336	8419	
	29	619	392		
					7243
1 U KINGDOM				57	
55 GERMANY W		240		774	
67 ITALY				6212	
78 PORTUGAL		3140		16455	
559 JAPAN		396		2153	
990 U STATES		4022		25889	
		7798		51540	

IMPORTS BY COMMODITIES AND COUNTRIES

155

Commodity and Country	OCTOBER 1961		JANUARY TO OCTOBER 1961		Class Number
	Quantity	Value (\$)	Quantity	Value (\$)	
CURLING STONES AND HANDLES	PAIR				7254
1 U KINGDOM	250	11693	2625	114029	
	250	11693	2625	114029	
FELDSPAR	CWT				7256
990 U STATES	7147	6587	30648	31892	
	7147	6587	30648	31892	
FLINT AND GROUND FLINT STONE	CWT				7257
49 DENMARK	550	2341	2893	6492	
54 FRANCE	340	5193	1074	6526	
990 U STATES	3160	1693	20650	15875	
	4050	9227	24617	28893	
FLUORSPAR	CWT				7258
1 U KINGDOM	403	1274	1713	4169	
874 MEXICO	3637	3881	545785	683935	
990 U STATES	1724	3863	10495	27402	
	5764	9018	557993	715506	
MAG OX AND CARB FOR INSULATION	CWT				7261
990 U STATES	818	1947	13567	65798	
	818	1947	13567	65798	
PHOSPHATE ROCK	CWT				7263
1 U KINGDOM			665	300	
44 BELG LUX	10416	26700	27732	68256	
559 JAPAN			30908	108376	
876 NETH ANT	70560	110426	192807	313642	
990 U STATES	2400601	957166	17362239	7484980	
	2481577	1094292	17614351	7975554	
SILICA SAND	CWT				7264
44 BELG LUX	5578	4345	5578	4345	
76 NORWAY			8672	3892	
614 AUSTRALIA			3494	3577	
990 U STATES	1248631	245592	11175188	2001120	
	1254209	249937	11192932	2012934	
SAND AND GRAVEL N O P	TON				7265
990 U STATES	66727	59112	453794	424598	
	66727	59112	453794	424598	
SILEX OR CRYSTALLIZED QUARTZ	CWT				7266
1 U KINGDOM			700	629	
44 BELG LUX			604	4019	
67 ITALY			227	3187	
752 BRAZIL			15	8514	
990 U STATES	29202	12407	178594	134904	
	29202	12407	180140	151253	
TALC OR SOAPSTONE	CWT				7268
1 U KINGDOM			55	1341	
54 FRANCE			163	507	
67 ITALY	7621	18837	23623	58589	
990 U STATES	37829	89243	323588	697523	
	45450	108080	347429	757960	
WHITING GILDERS PARIS WHITE	CWT				7269
1 U KINGDOM	7281	5565	35713	26709	
54 FRANCE	1200	357	24001	7295	
990 U STATES	6095	14936	67496	156485	
	14576	20858	127210	190489	
STONE AND MANUFACTURES N O P					7270
1 U KINGDOM		85		1269	
54 FRANCE				9568	
55 GERMANY W				2157	
67 ITALY		1182		9646	
516 HONG KONG		114		2650	
553 CHINA COM		188		2736	
559 JAPAN				670	
990 U STATES		8848		85102	
		10417		113798	
ROOFING GRANULES	CWT				7271
990 U STATES	146632	133095	1471934	1361277	
	146632	133095	1471934	1361277	
STONE CRUSHED	TON				7272
990 U STATES	126635	191870	629014	961185	
	126635	191870	629014	961185	
QUARTZ PIEZO ELECTRIC	LB				7273
1 U KINGDOM			402	2781	
752 BRAZIL	490	4177	3581	21321	
990 U STATES	312	13605	3435	119283	
	602	17782	7418	143385	
MAGNESIA DEAD BURNED SINTERED	CWT				7274
1 U KINGDOM			212	1324	
67 ITALY			1252	4665	
288 YUGO SLAV			44092	119295	
990 U STATES	36783	150612	302006	1259663	
	36783	150612	347562	1384947	
MAGNESIA CAUSTIC CALCINED	CWT				7275
43 AUSTRIA			1400	3672	
519 INDIA	81	678	428	3590	
990 U STATES	2230	8489	47727	157762	
	2311	9167	49555	165024	
ELECTRIC OR BLAST FURNACE SLAG	CWT				7280
990 U STATES	12366	1532	282642	31276	
	12366	1532	282642	31276	
BARYTES	CWT				7281
55 GERMANY W	300	540	5417	9264	
990 U STATES	2930	7666	25648	68829	
	3230	8206	31065	78093	
CARBONS 3 TO 35 INCHES CIRCUM					7282
1 U KINGDOM		222		16128	
54 FRANCE		1066		23433	
55 GERMANY W				1556	

IMPORTS BY COMMODITIES AND COUNTRIES

Commodity and Country	OCTOBER 1961		JANUARY TO OCTOBER 1961		Class Number
	Quantity	Value (\$)	Quantity	Value (\$)	
559 JAPAN		5082		15975	
990 U STATES		37230		467620	
CARBONS OVER 35 INCHES CIRCUM		43600		524712	
1 U KINGDOM		2479		305254	7283
54 FRANCE				59904	
55 GERMANY W				368	
559 JAPAN		15265		373702	
990 U STATES		4289		92228	
ELECTRIC LIGHT CARBONS N O P		22033		831456	
1 U KINGDOM	LB		12115	20263	7284
54 FRANCE	6590	10613	26849	42859	
55 GERMANY W			10772	14532	
559 JAPAN	2984	3104	7859	6475	
990 U STATES	91313	26639	2121157	396908	
CRAYONS	100887	40356	2178752	481037	
1 U KINGDOM		823		8477	7285
43 AUSTRIA				61	
54 FRANCE		659		1982	
55 GERMANY W		2014		9973	
67 ITALY				134	
73 NETHRLNDS				668	
246 CZECHO S				2243	
355 ISRAEL				2333	
559 JAPAN		2647		20090	
990 U STATES		64452		405250	
DIAMONDS UNSET		70595		451211	
1 U KINGDOM	CARAT				7286
44 BELG LUX	306	60390	3103	654564	
55 GERMANY W	3512	529598	26760	3785254	
73 NETHRLNDS			67	9093	
86 SWITZRLND	74	12014	726	162975	
355 ISRAEL	988	128066	8948	1014893	
427 UN SO AFR	159	32050	718	188069	
815 BERMUDA			9	5988	
874 MEXICO			113	7066	
876 NETH ANT			48	6501	
990 U STATES	952	121175	5809	1049353	
FOUNDRY FACINGS OF ALL KINDS		883293	46305	6884541	
1 U KINGDOM				1977	7288
86 SWITZRLND				62	
990 U STATES		28919		165769	
FULLERS EARTH IN BULK ONLY		28919		167808	
1 U KINGDOM		847		1807	7289
55 GERMANY W				2211	
990 U STATES		15582		127686	
GAS IMPORTED BY PIPE LINE		16429		131704	
990 U STATES	M C F				7290
INSULATORS ELECTRIC N O P		812684	252109	5023796	1537926
1 U KINGDOM		812684	252109	5023796	1537926
54 FRANCE		8842		88805	7291
55 GERMANY W		1165		1605	
86 SWITZRLND		331		801	
246 CZECHO S				4301	
886 P RICO				1891	
990 U STATES		46511		844	
MAGNESIA PIPE COVERING		56849		427784	
990 U STATES		9649		22092	7292
MINERAL WOOL		9649		22092	
990 U STATES	LB				7295
SALT TABLE		579501	51700	5536226	413913
1 U KINGDOM		579501	51700	5536226	413913
990 U STATES	CWT				7296
SALT FOR FISHERIES		2247	7923	23225	114374
1 U KINGDOM		2247	7923	23625	114726
990 U STATES	CWT				7297
49 DENMARK			448	729	
73 NETHRLNDS			1000	616	
82 SPAIN			800	744	
813 SAHAMAS			1107218	227725	
824 JAMAICA			76160	18945	
954 ST PIERRE			11000	2145	
990 U STATES			1556	1556	
SALT IN BULK N O P			11000	2054	
874 MEXICO			1209182	254514	
990 U STATES	CWT				7298
SALT IN BAGS BARRELS		265238	17158	1283878	79444
1 U KINGDOM		148162	44406	705452	204828
990 U STATES		413400	61564	1989330	284272
SULPHUR AND BRIMSTONE					
54 FRANCE					
990 U STATES	CWT				7300
		415	436	5506	5406
		25094	26608	174316	185451
		25509	27044	179822	190857
			1117	4881	
		615157	696481	5433648	5741899
		615157	696481	5434765	5746780

IMPORTS BY COMMODITIES AND COUNTRIES

Commodity and Country	OCTOBER 1961		JANUARY TO OCTOBER 1961		Class Number
	Quantity	Value (\$)	Quantity	Value (\$)	
MINERAL SUBSTANCES N O P					7 3 0 1
1 U KINGDOM		59293		178417	
43 AUSTRIA		856		1092	
44 BELG LUX				4507	
49 DENMARK		116		662	
54 FRANCE		80		4190	
55 GERMANY W		370		12770	
67 ITALY		6260		61475	
73 NETHRLNDS				774	
76 NORWAY		35840		35840	
85 SWEODEN				10186	
86 SWITZRLND				2634	
258 GERMANY E				680	
422 RHOO NYAS				511602	
427 UN SO AFR		105493		487962	
516 HONG KONG		74		462	
519 INOIA				813	
559 JAPAN		620		8960	
874 MEXICO				2080	
990 U STATES		577259		5043921	
		786261		6369027	
VERMICULITE CRUOE					7 3 0 2
427 UN SO AFR		8221		39598	
990 U STATES		46505		312888	
		54726		352486	
ANDALUSITE KYANITE MULLITE ETC	CWT				7 3 0 4
519 INOIA	2019	5489	6061	15219	
990 U STATES	4650	15846	21678	73838	
		6669	21335	89057	
DRILLING MUO	CWT				7 3 0 5
990 U STATES	35212	42276	228714	275370	
		35212	42276	228714	
TILES FLOOR AND WALL LINDOLEUM	SQ FT				7 3 0 8
1 U KINGDOM	1910370	195066	22463069	2071968	
990 U STATES	31255	6590	207511	22619	
		1941625	201656	22670580	
TILES FLOOR AND WALL VINYL	SQ FT				7 3 1 0
1 U KINGDOM	43993	16760	577227	98165	
44 BELG LUX	176360	14705	1013657	88103	
54 FRANCE	22120	4516	68166	12899	
55 GERMANY W			2268	264	
559 JAPAN	232020	27863	987980	118487	
990 U STATES	169265	51382	1607776	424672	
		643758	115226	4857074	
TILES FLOOR AND WALL ASPHALT	SQ FT				7 3 1 1
990 U STATES	99465	10462	836513	81642	
		99465	10462	836513	
TILES FLOOR AND WALL N O P	SQ FT				7 3 1 2
1 U KINGDOM	3600	910	7974	1495	
55 GERMANY W	11871	1438	33141	3035	
67 ITALY	10379	2333	31388	10567	
990 U STATES	157634	37734	1295604	303501	
		183484	42415	1368107	
ACOUSTIC AND CEILING TILES	SQ FT				7 3 1 5
53 FINLAND	144000	5882	1513656	76232	
85 SWEODEN	64000	2444	1589033	76284	
990 U STATES	1151317	225417	13914058	2522682	
		1359317	233743	17016747	
				2675198	

IMPORTS BY COMMODITIES AND COUNTRIES

Commodity and Country	OCTOBER 1961		JANUARY TO OCTOBER 1961		Class Number
	Quantity	Value (\$)	Quantity	Value (\$)	
<u>GROUP 8</u>					
CHEMICALS AND ALLIED PRODUCTS					
ACID BORACIC 25 LBS OR OVER	LB				8001
990 U STATES	388000	23798	4042755	249634	
	388000	23798	4042755	249634	
ACID HYDROFLUOSILICIC	LB				8002
990 U STATES	26100	2244	190704	23778	
	26100	2244	190704	23778	
ACID MURIATIC	LB				8003
990 U STATES	162310	2809	1611276	24414	
	162310	2809	1611276	24414	
ACETYSALICYLIC ACID	LB				8004
1 U KINGDOM	60082	39072	736278	423670	
54 FRANCE			67162	26264	
990 U STATES	3250	1691	170300	86910	
	63332	40763	973740	536844	
ACID NITRIC	LB				8005
990 U STATES	12436	1760	154803	16291	
	12436	1760	154803	16291	
ACID PHOSPHORIC	LB				8006
990 U STATES	675	205	2356089	112330	
	675	205	2356089	112330	
ACID SULPHURIC	LB				8008
990 U STATES	957867	10292	12720352	109758	
	957867	10292	12720352	109758	
ACID LACTIC	LB				8009
1 U KINGDOM	16600	6135	272180	76097	
73 NETHRLNDS	7716	1759	52197	11924	
990 U STATES	4665	745	24150	4749	
	28981	8639	348527	92770	
ACID NICOTINIC	LB				8010
1 U KINGDOM	4186	5992	8808	12217	
49 DENMARK	4209	4591	10555	12027	
54 FRANCE	7745	9049	22121	26254	
67 ITALY			550	641	
85 SWEDEN			15494	20263	
86 SWITZRLND			26749	35198	
990 U STATES	220	311	35249	42096	
	16360	19943	119526	148696	
SALICYLIC ACID	LB				8011
1 U KINGDOM	2568	1091	4688	1940	
54 FRANCE	500	234	1060	385	
990 U STATES	850	420	9460	4211	
	3918	1745	15208	6536	
ACID ACETIC AND PYROLIGNEOUS	GAL				8012
1 U KINGDOM			234	400	
990 U STATES			817	1516	
			1051	1916	
ACID CRESYLIC	LB				8015
1 U KINGDOM			78986	7651	
990 U STATES	33080	4019	553020	63975	
	33080	4019	632006	71626	
XANTHATES FOR ORES	LB				8016
44 BELG LUX			11000	1284	
55 GERMANY W	5000	1217	433950	92333	
990 U STATES	288200	80313	3512073	1009322	
	293200	81530	3957023	1102939	
ACID OXALIC	LB				8017
54 FRANCE			165378	21728	
55 GERMANY W			52846	6786	
73 NETHRLNDS	77063	9781	396615	50026	
990 U STATES	2700	600	425466	43090	
	79763	10381	1040305	121630	
ACID TANNIC	LB				8020
1 U KINGDOM			9322	6741	
44 BELG LUX			550	600	
54 FRANCE			8246	12068	
86 SWITZRLND			6612	3670	
990 U STATES	624	829	17280	18645	
	624	829	42010	41724	
TARTARIC ACID CRYSTAL OR POWD	LB				8021
1 U KINGDOM	84600	31941	688400	254404	
54 FRANCE	4409	1270	8819	2465	
67 ITALY			10600	3037	
990 U STATES			1815	1021	
	89009	33211	709634	260927	
ACIDS N O P	LB				8022
1 U KINGDOM	145570	47668	998963	259618	
49 DENMARK			131790	29633	
54 FRANCE	11486	1352	507741	91184	
55 GERMANY W	400584	62255	1319367	231059	
67 ITALY			110	804	
73 NETHRLNDS	9900	1240	51035	13249	
85 SWEDEN			2204	3300	
86 SWITZRLND	9258	8891	29207	26268	
559 JAPAN	25582	4075	54217	9267	
744 ARGENTINA	551	1022	551	1022	
758 COLOMBIA			482763	47158	
874 MEXICO			7	218	
990 U STATES	601630	167746	6307059	1399979	
	1204561	294249	9885014	2112759	

IMPORTS BY COMMODITIES AND COUNTRIES

Commodity and Country	OCTOBER 1961		JANUARY TO OCTOBER 1961		Class Number
	Quantity	Value (\$)	Quantity	Value (\$)	
ACID ARSENIC 990 U STATES	LB		406892	16378	8023
ASCORBIC ACID 49 DENMARK				3536	8024
55 GERMANY W				108277	
990 U STATES		44220		325768	
ACID FORMIC 55 GERMANY W	LB	112598	590089	55149	8025
73 NETHRLNDS		9542	113300	10876	
990 U STATES		762	44909	7083	
ACID CHROMIC 1 U KINGDOM	LB	48000	208000	56494	8026
55 GERMANY W			30854	9031	
990 U STATES		108126	829491	232529	
ACID CARBOLIC OR PHENOL 990 U STATES	LB	156126	1068345	298054	8027
AMYL ALCOHOL 990 U STATES	GAL	12107	53008	76863	8032
		12107	53008	76863	
BUTYL ALCOHOL 990 U STATES	LB	110938	991917	147938	8034
		110938	991917	147938	
METHYL ETHYL KETONE ETC 990 U STATES	LB	307404	1652801	207556	8035
		307404	1652801	207556	
ETHYL AND METHYL ALCOHOL 990 U STATES	GAL	1946	1276020	316639	8036
		1946	1276020	316639	
ISOPROPYL ALCOHOL 990 U STATES	GAL	1139	5873	4994	8038
		1139	5873	4994	
CELLULOSE ACETATE PHOTO FILM 990 U STATES				771084	8046
				771084	
CAFFEINE AND SALTS 1 U KINGDOM	LB		9829	19695	8052
55 GERMANY W		9000	70697	110792	
73 NETHRLNDS		11000	33000	70618	
86 SWITZRLND			52800	97839	
990 U STATES			202	284	
COCAINE 1 U KINGDOM	OZ		691	8365	8053
			691	8365	
CODEINE AND SALTS 1 U KINGDOM	OZ	22398	114484	584639	8054
55 GERMANY W			5294	26047	
73 NETHRLNDS			4000	25012	
86 SWITZRLND			81	407	
519 INDIA			2500	10564	
990 U STATES			11	165	
OPIUM AND DERIVATIVES N O P 1 U KINGDOM	OZ	119	6871	25963	8056
55 GERMANY W			212	1248	
73 NETHRLNDS		282	1646	10004	
990 U STATES		63	587	4219	
QUININE SALTS 1 U KINGDOM	OZ	3000	27432	9094	8059
73 NETHRLNDS			9000	2688	
990 U STATES		2000	10700	3743	
PREPARATIONS WEED KILLING 1 U KINGDOM				446039	8069
49 DENMARK				116755	
55 GERMANY W				124083	
73 NETHRLNDS				7000	
86 SWITZRLND				171630	
990 U STATES		13388		5176122	
				19613	
NICOTINE AND SALT FOR SPRAYING 1 U KINGDOM	LB		35400	29792	8070
990 U STATES			2010	1867	
CHLOROPICRIN INSECTICIDES 559 JAPAN				789	8071
990 U STATES		2174		73723	
SPRAYS IN PKGS NOT OVER 3 LBS 1 U KINGDOM				74512	8072
55 GERMANY W		1682		152626	
73 NETHRLNDS				947	
559 JAPAN				1259	
990 U STATES				307	
DISINFECTANTS DIPS SPRAYS MOP 1 U KINGDOM				414226	8073
43 AUSTRIA				569365	
44 BELG LUX		21624		360482	
54 FRANCE				2855	
				13752	
		9654		51886	

IMPORTS BY COMMODITIES AND COUNTRIES

Commodity and Country	OCTOBER 1961		JANUARY TO OCTOBER 1961		Class Number
	Quantity	Value (\$)	Quantity	Value (\$)	
55 GERMANY W		11577		339744	
73 NETHRLNDS				16917	
76 NORWAY				415	
85 SWEDEN		2550		24501	
86 SWITZRLND				54713	
774 PERU		16361		27488	
990 U STATES		491530		10566495	
		553296		11459248	
MEDICINAL PREPARATIONS DRY					8074
1 U KINGDOM		102778		1044496	
43 AUSTRIA				142	
44 BELG LUX		329		2767	
49 DENMARK		1791		19912	
54 FRANCE		22585		164752	
55 GERMANY W		25783		169238	
64 IRELAND		74		233	
67 ITALY		3259		12244	
73 NETHRLNDS		3095		22823	
85 SWEDEN		802		14114	
86 SWITZRLND		26409		609132	
246 CZECHO S				242	
355 ISRAEL				390	
516 HONG KONG		1199		40161	
559 JAPAN		630		3336	
990 U STATES		488264		4442838	
		677018		6546820	
MEDICINAL PREPARATIONS LIQUID					8075
1 U KINGDOM		6652		60631	
44 BELG LUX		251		251	
49 DENMARK				309	
54 FRANCE		15576		68395	
55 GERMANY W		253		8184	
64 IRELAND				1638	
67 ITALY				606	
73 NETHRLNDS				2751	
76 NORWAY		1810		1810	
82 SPAIN				583	
85 SWEDEN				218	
86 SWITZRLND		775		18159	
246 CZECHO S				199	
516 HONG KONG		594		5159	
614 AUSTRALIA				442	
744 ARGENTINA				1584	
990 U STATES		234442		1622343	
		260353		1793262	
MEDICINAL PREPARATIONS OTHER					8076
1 U KINGDOM				5108	
54 FRANCE		9461		16923	
55 GERMANY W				2548	
516 HONG KONG		161		4692	
559 JAPAN		177		652	
990 U STATES		13892		130497	
		23691		160420	
MENTHOL NATURAL OR SYNTHETIC					8078
1 U KINGDOM				15582	
55 GERMANY W				49059	
82 SPAIN				2057	
516 HONG KONG		6532		21784	
553 CHINA COM				13454	
559 JAPAN				2148	
578 TAIWAN				59123	
614 AUSTRALIA				9914	
752 BRAZIL				118954	
990 U STATES		1415		38678	
		7947		330753	
PAPAINE					8079
990 U STATES		19780		92955	
		19780		92955	
SPIRITS AND STRONG WATERS NOP	GAL				8081
1 U KINGDOM	1000	1842	1150	3516	
55 GERMANY W			7	149	
516 HONG KONG	449	2013	6098	28629	
990 U STATES	4328	53105	8306	115605	
	5777	56960	15561	147899	
EXTRACT OF CASCARA SAGRADA					8082
990 U STATES		3769		27355	
		3769		27355	
PENICILLIN AND PRODUCTS					8083
1 U KINGDOM		13714		88386	
43 AUSTRIA		405		405	
49 DENMARK		24303		118167	
54 FRANCE				764	
990 U STATES		135073		879307	
		173495		1087029	
STREPTOMYCIN AND PRODUCTS					8084
1 U KINGDOM		5065		59273	
49 DENMARK				31930	
73 NETHRLNDS				373	
990 U STATES		25915		236434	
		30980		328010	
SULPHA DRUGS					8085
1 U KINGDOM		17212		123246	
49 DENMARK		852		49471	
54 FRANCE				1537	
55 GERMANY W				276	
67 ITALY				2805	

IMPORTS BY COMMODITIES AND COUNTRIES

Commodity and Country	OCTOBER 1961		JANUARY TO OCTOBER 1961		Class Number
	Quantity	Value (\$)	Quantity	Value (\$)	
73 NETHRLNDS				13791	8086
86 SWITZRLND		26048		176536	
990 U STATES		10538		270715	
ANTIBIOTICS M O P		54650		638377	
1 U KINGDOM		6423		239223	8086
44 BELG LUX				6828	
49 DENMARK		3690		37402	
54 FRANCE		10471		19203	
55 GERMANY W				97098	
67 ITALY		10434		112783	
73 NETHRLNDS				1264	
86 SWITZRLND				19860	
246 CZECHO S		14421		103900	
990 U STATES		535749		4315626	
ANILINE DYES 1 LB OR OVER	LB			4953187	8091
1 U KINGDOM	118058	140286	970371	1236832	
44 BELG LUX	5428	4673	11978	12285	
54 FRANCE	7270	13318	192598	203695	
55 GERMANY W	66530	111527	784953	1157823	
67 ITALY	26250	15953	116694	68727	
73 NETHRLNDS	19475	16115	80507	76404	
86 SWITZRLND	84856	166391	748268	1402819	
277 POLAND			6614	1200	
559 JAPAN	1000	524	1000	524	
990 U STATES	394461	552479	3735254	4785593	
ANILINE AND COAL TAR DYES NOP	LB	723328	1021266	6648237	8092
990 U STATES				27	
ANILINE OIL SALTS ALIZARIN	LB			7018	8094
1 U KINGDOM	1500	2284	26059	8436	
55 GERMANY W	22000	3176	22000	3176	
86 SWITZRLND			250	101	
990 U STATES	3856	912	35984	6578	
COAL TAR BASE OR SALT FOR DYES	LB	27356	6372	84293	8095
1 U KINGDOM	5040	4658	69893	53921	
54 FRANCE			914	1452	
55 GERMANY W	51210	27917	317892	197663	
67 ITALY	6405	3459	10105	5809	
73 NETHRLNDS	440	230	1542	946	
86 SWITZRLND			10524	9662	
990 U STATES	52094	41033	448079	354644	
CHEM COMP FOR DYEING TANNING NOP	CWT	115189	77297	858949	8104
1 U KINGDOM	425	14625	13957	303816	
49 DENMARK			7	2684	
54 FRANCE	50	406	1038	17521	
55 GERMANY W	1630	33425	16383	341581	
86 SWITZRLND	61	2606	1171	23707	
990 U STATES	11844	216508	75725	1129540	
BASIC CHROMIC SULPHATE	CWT	14010	267570	108281	8105
1 U KINGDOM	230	2126	901	10076	
55 GERMANY W			351	3685	
990 U STATES	3753	41155	34105	361410	
INDIGO INDIGO PASTE OR EXTRACT	CWT	3983	43281	35357	8106
990 U STATES				25	
LOGWOOD AND FUSTIC EXTRACT	CWT			25	8109
990 U STATES	25	1113	226	9514	
QUEBRACHO EXTRACT	CWT	25	1113	226	8111
73 NETHRLNDS				40	
744 ARGENTINA	1907	13141	29227	159759	
769 PARAGUAY	9308	87428	25786	238304	
990 U STATES	85	978	10110	76274	
TERRA JAPONICA GAMBIE CUTCH	CWT	11300	101547	65163	8113
1 U KINGDOM				1274	
524 MALAYA				112	
529 B E I NES				224	
TURMERIC	CWT			1610	8114
519 INDIA	112	2229	1306	19841	
824 JAMAICA			562	7167	
990 U STATES			45	1047	
NON EDIBLE SEEDS BEANS NUTS	CWT	112	2229	1913	8115
1 U KINGDOM				438	
758 COLOMBIA				1	
990 U STATES	531	460	1185	8025	
CHESTNUT EXTRACT	CWT	531	460	1624	8116
54 FRANCE				4472	
67 ITALY	1653	11759	6857	49137	
990 U STATES			1441	12196	
SPRUCE EXTRACT	CWT	1653	11759	12770	8117
990 U STATES				27	
MYROBALAN EXTRACT	CWT			27	8118

IMPORTS BY COMMODITIES AND COUNTRIES

Commodity and Country	OCTOBER 1961		JANUARY TO OCTOBER 1961		Class Number
	Quantity	Value (\$)	Quantity	Value (\$)	
WATTLE EXTRACT	CWT				8119
1 U KINGDOM			301	2084	
415 KENYA	782	5620	1638	11342	
425 TANGANYKA			2346	15173	
427 UN SO AFR	1960	11932	7421	42250	
990 U STATES			1267	8212	
	2742	17552	12973	79061	
EXTRACTS N O P DYEING TANNING	CWT				8121
1 U KINGDOM	20	3780	817	9025	
54 FRANCE	1	67	111	1404	
55 GERMANY W			10	7518	
990 U STATES	908	30528	7710	209755	
	929	34375	8648	227702	
BINITROTOLUOL FOR EXPLOSIVES	LB				8131
1 U KINGDOM			40033	4123	
990 U STATES	732350	71001	3251403	322837	
	732350	71001	3291436	326960	
NITRATE COMPOUNDS NOP FOR EXPL	LB				8132
1 U KINGDOM			32292	4173	
990 U STATES	46800	5498	426190	52532	
	46800	5498	458482	56705	
BLASTING AND MINING POWDER	LB				8133
990 U STATES	500	163	51000	8280	
	500	163	51000	8280	
DYNAMITE AND NITRO GLYCERINE	LB				8134
990 U STATES			9000	6404	
			9000	6404	
FIREWORKS FIRECRACKERS					8135
1 U KINGDOM		3698		56065	
55 GERMANY W		741		10905	
516 HONG KONG		2135		146079	
559 JAPAN				3648	
990 U STATES		854		24614	
		7428		241311	
FUSE NON METALLIC					8136
990 U STATES		3303		9448	
		3303		9448	
GUN RIFLE SPORTING POWDER	LB				8137
1 U KINGDOM			7275	5811	
54 FRANCE			7936	11641	
55 GERMANY W			1323	1611	
67 ITALY			110	186	
990 U STATES	30574	35580	309523	342216	
	30574	35580	326167	361465	
EXPLOSIVES N O P	LB				8138
1 U KINGDOM			89	55	
990 U STATES	76000	11012	415387	152428	
	76000	11012	415476	152483	
NITROGEN SOLUTION	CWT				8149
990 U STATES	28958	80608	512948	1625590	
	28958	80608	512948	1625590	
NITROGEN FERTILIZER N O P	CWT				8150
76 NORWAY			200	502	
990 U STATES	1500	14594	8044	89762	
	1500	14594	8244	90264	
AMMONIUM SULPHATE	CWT				8151
1 U KINGDOM	264	764	3932	11736	
55 GERMANY W	1101	2679	5307	14256	
67 ITALY			94074	112264	
73 NETHRLNDS			32000	41768	
990 U STATES	322	836	57853	110318	
	1687	4279	193166	290342	
BASIC SLAG	CWT				8152
POTASH MURIATE OF	CWT				8155
54 FRANCE	102007	148537	339984	507268	
55 GERMANY W	281038	412796	552236	790834	
287 U S S R			109000	187555	
990 U STATES	303564	354443	1897721	2208558	
	686609	915776	2898941	3694215	
POTASH SULPHATE OF	CWT				8156
54 FRANCE	93034	182947	102029	200260	
990 U STATES	45820	83081	293115	548646	
	138854	266028	395144	748906	
SODA NITRATE OR CUBIC NITRE	CWT				8157
1 U KINGDOM			662	2226	
55 GERMANY W			595	1647	
755 CHILE	30785	76986	103629	255261	
990 U STATES	5554	15303	141060	356150	
	36339	92289	245946	615284	
TRIPLE SUPERPHOSPHATE	CWT				8161
990 U STATES	480517	1207389	1144617	2874319	
	480517	1207389	1144617	2874319	
SUPERPHOSPHATE N O P	CWT				8162
785 VENEZUELA	96320	60263	96320	60263	
990 U STATES	381053	350866	1935044	1740511	
	477373	411129	2031364	1800774	
PHOSPHATE FERTILIZER N O P	CWT				8163
990 U STATES	9805	42532	63396	279157	
	9805	42532	63396	279157	
SULPHATE OF POTASH MAGNESIA	CWT				8164
990 U STATES	6158	4892	83989	63339	
	6158	4892	83989	63339	
FERTILIZER MIXED	CWT				8166
1 U KINGDOM	45	503	126	8461	
44 BELG LUX			300	1373	

IMPORTS BY COMMODITIES AND COUNTRIES

Commodity and Country	OCTOBER 1961		JANUARY TO OCTOBER 1961		Class Number
	Quantity	Value (\$)	Quantity	Value (\$)	
55 GERMANY W			15	1642	
990 U STATES	8784	23101	132374	743630	
FERTILIZER MATERIALS	8829	23604	132815	755106	
1 U KINGDOM			6	1806	8167
85 SWEDEN	130	647	365	19687	
559 JAPAN			3040	10935	
774 PERU			1102	2690	
990 U STATES	4323	20592	143889	423363	
LITHARGE	4453	21239	148402	458481	
1 U KINGDOM			2558	35394	8171
990 U STATES	100	1101	4959	80190	
LEAD RED DRY ORANGE MINERAL	887	13673	7517	115584	
1 U KINGDOM					8172
990 U STATES			378330	46735	
LEAD WHITE			15005	3995	
1 U KINGDOM			393335	50730	8173
990 U STATES	40000	6831	7056	1018	
ANTIMONY OXIDE	40000	6831	760000	99147	
1 U KINGDOM			767056	100165	8179
44 BELG LUX	5600	1454	140560	37620	
54 FRANCE			23003	5696	
990 U STATES	23000	4999	44000	10160	
LAMP BLACK	28600	6453	75150	17490	
990 U STATES			282713	70966	8180
TITANIUM OXIOE	6654	1092	144697	31036	
1 U KINGDOM			1590725	349051	8181
55 GERMANY W			15172807	3253358	
246 CZECHO S	10000	1813	1102	226	
559 JAPAN	44092	7199	179895	31611	
990 U STATES	2427676	307462	374783	58038	
CARBON BLACK	4072493	665525	28343509	3131480	
990 U STATES			44072096	6474713	8182
BONE BLACK AND IVORY BLACK	1654124	130503	16857058	1366825	
990 U STATES	1654124	130503	16857058	1366825	8183
BLANC FIXE AND SATIN WHITE	4480	587	195201	30481	
1 U KINGDOM			4480	587	8184
44 BELG LUX					
55 GERMANY W	104100	4234	9535	3463	
73 NETHRLNDS			20000	866	
990 U STATES	141006	6297	513259	20851	
BRONZE POWDER	245106	10531	1238083	52724	
1 U KINGDOM			1787491	78139	8185
55 GERMANY W	2000	1878	7877	8489	
990 U STATES	1814	2117	23912	17284	
LITHOPONE	3814	3995	43856	31497	
1 U KINGDOM			75645	57270	8186
44 BELG LUX	40000	2971	185384	14076	
55 GERMANY W	11023	559	33069	1602	
73 NETHRLNDS	74969	4473	121365	7179	
990 U STATES	24205	2141	302628	19571	
OXIDE OF COBALT	1008	94	227216	19949	
1 U KINGDOM			151205	10238	8187
990 U STATES	2240	2422	869662	62377	
OXIDE OF COPPER	2240	2422	18160	21220	
1 U KINGDOM			1800	3475	8188
990 U STATES	30544	11598	19960	24695	
OXIDES FILLERS COLOURS DRY NOP	30544	11598	165804	64878	
1 U KINGDOM			5330	2193	8189
43 AUSTRIA	151715	42926	171134	67071	
49 DENMARK	231	328	1013433	394309	
54 FRANCE	10428	9459	231	328	
55 GERMANY W	2750	1449	64234	61686	
73 NETHRLNDS	231914	23207	8106	4487	
76 NORWAY	8960	3167	1035821	153722	
82 SPAIN	52332	1126	35520	18862	
86 SWITZRLND	1551	1217	5291	1054	
990 U STATES	590254	395415	350247	9831	
PARIS GREEN DRY	1030135	478294	9071	14435	
990 U STATES			5791065	2900089	8190
ULTRAMARINE BLUE DRY OR PULP			8313019	3558803	
1 U KINGDOM					8192
990 U STATES	32524	7597	17000	4915	
ZINC WHITE OXIDE	26039	4939	17000	4915	
73 NETHRLNDS	58563	12536	246264	54326	
85 SWEODN			134737	37252	
990 U STATES	265000	25187	381001	91578	8193
73 NETHRLNDS			2390069	217842	
85 SWEODN			112672	9954	
990 U STATES	159608	19886	198078	23790	
	424608	45073	1170424	145244	
			3871313	397530	

IMPORTS BY COMMODITIES AND COUNTRIES

Commodity and Country	OCTOBER 1961		JANUARY TO OCTOBER 1961		Class Number			
	Quantity	Value (\$)	Quantity	Value (\$)				
OXIDE OF TIN	LB	1 U KINGDOM	7120	8195	8194			
		990 U STATES	125	185				
			7245	8380				
OCHRES SIENNAS AND UMBERS	LB	1 U KINGDOM	4240	177	8201			
		82 SPAIN						
		990 U STATES	52108	6391				
			56348	6568				
PUTTY	LB	1 U KINGDOM		6582	8202			
		55 GERMANY W		3613				
		67 ITALY	1840	475				
		990 U STATES	66879	22748				
			507557	142042				
			68719	23223				
ARTISTS AND CHILDRENS COLOURS		1 U KINGDOM		41945	8211			
		44 BELG LUX		58				
		54 FRANCE		147				
		55 GERMANY W		3946				
		73 NETHRLNDS		3273				
		85 SWEDEN						
		559 JAPAN		1334				
		990 U STATES		86800				
						137503		
							1049442	
LIQUID FILLERS AND PAINTS NOP	GAL	1 U KINGDOM	2089	7977	8213			
		49 DENMARK	428	490				
		54 FRANCE	44	305				
		55 GERMANY W	203	1167				
		73 NETHRLNDS						
		85 SWEDEN	10	95				
		86 SWITZRLND	6	486				
		559 JAPAN	38	229				
		622 NEW ZEAL						
		990 U STATES						
						70801	327402	
			73619	338151				
SPIRIT VARNISHES AND LACQUERS	GAL	1 U KINGDOM	133	806	8214			
		54 FRANCE						
		55 GERMANY W	401	2824				
		73 NETHRLNDS						
		85 SWEDEN	90	678				
		86 SWITZRLND						
		990 U STATES						
						11000	64631	
			11624	68939				
				101000				
				2817882				
STAINS AND OXIDES	LB	1 U KINGDOM	44046	11348	8215			
		54 FRANCE						
		55 GERMANY W						
		990 U STATES						
			34532	33805				
			78578	45153				
VARNISHES LACQUERS JAPANS NOP	GAL	1 U KINGDOM	304	1055	8216			
		49 DENMARK	40	135				
		54 FRANCE						
		55 GERMANY W	67	359				
		73 NETHRLNDS	50	166				
		85 SWEDEN	26	85				
		86 SWITZRLND						
		990 U STATES						
						30887	131908	
						31374	133708	
				311212				
				1186360				
ALCOHOLIC PERFUMES UNDER 4 OZ		1 U KINGDOM		8856	8221			
		54 FRANCE		38693				
		55 GERMANY W		10332				
		67 ITALY						
		73 NETHRLNDS		729				
		82 SPAIN		301				
		85 SWEDEN		253				
		86 SWITZRLND						
		990 U STATES						
						28304	164436	
			87468	533582				
ALCOHOLIC PERFUMES OVER 4 OZ	GAL	1 U KINGDOM	22	292	8222			
		54 FRANCE	51	3840				
		55 GERMANY W	76	1948				
		82 SPAIN						
		86 SWITZRLND						
		516 HONG KONG						
		990 U STATES						
						183	16382	
						943	46714	
			375	7449				
			65	1656				
			5	493				
			15	122				
			6083	54987				
			468	9211				
				127803				
PERFUMERY TOILET PREPARATIONS		1 U KINGDOM		28388	8224			
		43 AUSTRIA						
		49 DENMARK						
		54 FRANCE		13655				
		55 GERMANY W		37050				
		67 ITALY		1317				
		73 NETHRLNDS		1197				
		82 SPAIN		115				
		85 SWEDEN		169				
		86 SWITZRLND		1210				
		277 POLAND						
		559 JAPAN		1054				
		990 U STATES						
			173198	80				
				3039				
				128969				
				140282				
				19256				
				12960				
				387				
				353				
				8458				
				271				
				1054				
				1362678				
				249462				
				1850985				

IMPORTS BY COMMODITIES AND COUNTRIES

Commodity and Country	OCTOBER 1961		JANUARY TO OCTOBER 1961		Class Number
	Quantity	Value (\$)	Quantity	Value (\$)	
COMMON OR LAUNDRY SOAP	LB				8232
54 FRANCE			15432	1848	
73 NETHRLNDS			2400	256	
990 U STATES	92140	15989	483730	81671	
	92140	15989	501562	83775	
LIQUID SOAP	LB				8234
1 U KINGDOM			3178	581	
73 NETHRLNDS			516	645	
76 NORWAY	6720	708	6720	708	
990 U STATES	65302	21530	993452	255611	
	72022	22238	1003866	257545	
SOAP POWDERS AND FLAKES	LB				8235
1 U KINGDOM			37692	4450	
55 GERMANY W	6603	2071	8808	2901	
73 NETHRLNDS			2146	519	
990 U STATES	187920	40070	4247930	670482	
	194523	42141	4296576	678352	
TOILET SOAP					8236
1 U KINGDOM		19748		137436	
43 AUSTRIA		91		1083	
44 BELG LUX		377		1605	
49 DENMARK		63		751	
54 FRANCE		583		9467	
55 GERMANY W		1320		15150	
67 ITALY				1062	
73 NETHRLNDS		2289		13540	
82 SPAIN		496		3466	
85 SWEDEN		211		290	
86 SWITZRLND		193		915	
262 HUNGARY		461		1039	
519 INDIA				374	
990 U STATES		19295		146958	
		45127		333136	
SOAP M O P					8238
1 U KINGDOM		379		3692	
54 FRANCE				2538	
55 GERMANY W		285		865	
990 U STATES		16133		155814	
		16797		162909	
ALUM IN BULK NOT CALCINED	CWT				8251
1 U KINGDOM	840	2936	6864	22152	
44 BELG LUX			224	959	
55 GERMANY W	110	293	1618	5736	
258 GERMANY E			330	690	
990 U STATES	105	535	2433	9921	
	1055	3764	11469	39458	
CHLORIDE OF ALUMINUM	CWT				8252
990 U STATES	27	562	2409	19735	
	27	562	2409	19735	
SULPHATE OF IRON COPPERAS	CWT				8253
1 U KINGDOM			570	1447	
559 JAPAN	2139	1243	10228	5939	
990 U STATES	1060	1651	15676	24149	
	3199	2894	26474	31535	
SULPHATE OF ALUMINA ALUM CAKE	CWT				8254
1 U KINGDOM	20000	33500	21655	37006	
55 GERMANY W	200	334	1080	2223	
990 U STATES	4151	8647	45231	93883	
	24351	42481	67966	133112	
AMMONIA NITRATE	LB				8261
1 U KINGDOM			1113	100	
990 U STATES	1375	362	1294130	40315	
	1375	362	1295243	40415	
SAL AMMONIAC	LB				8262
1 U KINGDOM	6000	662	41695	3573	
55 GERMANY W			72700	3448	
990 U STATES	1000	160	10620	1438	
	7000	822	125015	8459	
SAL AMMONIAC SKIMMINGS	LB				8263
1 U KINGDOM	74000	5599	224000	16987	
44 BELG LUX			88633	6563	
55 GERMANY W			6680	545	
990 U STATES			63632	8815	
	74000	5599	382945	32910	
AMMONIA COMPOUNDS N O P	LB				8264
1 U KINGDOM	5531	2388	451569	58912	
55 GERMANY W	9680	1702	193925	16426	
73 NETHRLNDS	500	80	18000	2305	
76 NORWAY	23343	631	56389	1489	
990 U STATES	416737	48610	4943792	526813	
	455791	53411	5663675	605945	
AMMONIA ANHYDROUS	LB				8265
990 U STATES	417800	16873	13425014	512779	
	417800	16873	13425014	512779	
ANTIMONY SALTS TARTAR EMETIC	LB				8271
990 U STATES	2000	1337	43528	22361	
	2000	1337	43528	22361	
COPPER SULPHATE	LB				8275
1 U KINGDOM			139500	21559	
54 FRANCE			6635	1924	
55 GERMANY W			13200	1414	
990 U STATES	44054	5587	505516	74924	
	44054	5587	664851	99821	
TIN BICHLORIDE TIN CRYSTALS	LB				8277
1 U KINGDOM			5880	4868	
990 U STATES	800	912	4908	5594	
	800	912	10788	10462	

IMPORTS BY COMMODITIES AND COUNTRIES

Commodity and Country	OCTOBER 1961		JANUARY TO OCTOBER 1961		Class Number
	Quantity	Value (\$)	Quantity	Value (\$)	
ZINC CHLORIDE	LB				8278
1 U KINGDOM	15680	1477	153280	14918	
55 GERMANY W	16597	1939	31989	3659	
990 U STATES	2155	841	99864	11197	
	34432	4257	285133	29774	
ZINC SULPHATE	LB				8279
1 U KINGDOM	110808	4347	865885	31821	
44 BELG LUX	10000	507	305019	14381	
55 GERMANY W			52500	2801	
990 U STATES			126600	10766	
	120808	4854	1350004	59769	
BISMUTH SALTS	LB				8291
1 U KINGDOM			11754	29489	
990 U STATES			1551	7217	
			13305	36706	
LEAD ACETATE NOT GROUND	LB				8292
1 U KINGDOM	12000	1833	76870	11500	
990 U STATES	400	111	3183	753	
	12400	1944	80053	12253	
LEAD ARSENATE	LB				8293
54 FRANCE			4400	824	
990 U STATES			53850	10822	
			58250	11646	
LEAD NITRATE NOT GROUND	LB				8294
1 U KINGDOM			113544	12639	
990 U STATES			25744	5653	
			139288	18292	
BROMINE	LB				8301
990 U STATES	977	1582	57174	23903	
	977	1582	57174	23903	
CHLORINE LIQUID CHLORINE GAS	LB				8303
990 U STATES	6060000	177452	47988394	1378438	
	6060000	177452	47988394	1378438	
IODINE CRUDE	LB				8304
1 U KINGDOM			44046	51670	
559 JAPAN	7000	7506	52328	55427	
755 CHILE			104430	115935	
990 U STATES			14775	15525	
	7000	7506	215579	238557	
IODIZED SALTS FOR ANIMALS					8305
1 U KINGDOM				897	
990 U STATES		1140		10147	
		1140		11044	
CALCIUM ARSENATE	LB				8311
44 BELG LUX			121163	6263	
990 U STATES			57698	8826	
			178861	15089	
CALCIUM CHLORIDE	CWT				8315
1 U KINGDOM			396	338	
990 U STATES	16232	34660	327041	527442	
	16232	34660	327437	527780	
CHLORIDE OF LIME	CWT				8316
1 U KINGDOM			5718	23968	
559 JAPAN	165	2823	3187	53274	
990 U STATES	175	5236	9591	210131	
	340	8059	18496	287373	
CALCIUM MOLYBDATE	LB				8318
990 U STATES	2900	4966	40660	80469	
	2900	4966	40660	80469	
CALCIUM COMPOS NOP EXC CITRATE	LB				8319
1 U KINGDOM	20425	3428	656777	62337	
44 BELG LUX			11025	1654	
49 DENMARK			600	312	
54 FRANCE	1661	3595	64009	16132	
55 GERMANY W	66138	9834	146649	32157	
67 ITALY	1102	1771	54847	14703	
73 NETHRLNOS	7110	2085	21190	6254	
76 NORWAY			200	401	
86 SWITZRLND	441	3290	14217	32347	
559 JAPAN			55	301	
990 U STATES	909314	101829	37432565	842396	
	1006191	125832	38402134	1008994	
CREAM OF TARTAR IN CRYSTALS	LB				8322
1 U KINGDOM	10000	3109	156400	46625	
67 ITALY	16711	3983	67497	16656	
82 SPAIN	4409	1063	6609	1635	
990 U STATES			235	378	
	31120	8155	230741	65294	
POTASH AND PEARL ASH	LB				8323
55 GERMANY W			11694	1060	
990 U STATES	199501	16634	900446	79870	
	199501	16634	912140	80930	
POTASH BICHROMATE	LB				8326
1 U KINGDOM			46500	8124	
55 GERMANY W			4400	1224	
990 U STATES	13400	2380	177475	30938	
	13400	2380	228375	40286	
POTASH CAUSTIC	LB				8327
44 BELG LUX	190281	11708	319814	20105	
54 FRANCE	95113	7730	387703	26026	
55 GERMANY W	31412	2313	497524	47926	
85 SWEDEN	9000	2034	21600	4687	
990 U STATES	236060	14184	1430261	107684	
	561866	37969	2656902	206428	
POTASH CHLORATE GROUND	LB				8329
86 SWITZRLND			22046	2427	

IMPORTS BY COMMODITIES AND COUNTRIES

Commodity and Country	OCTOBER 1961		JANUARY TO OCTOBER 1961		Class Number
	Quantity	Value (\$)	Quantity	Value (\$)	
990 U STATES			56500	10651	
POTASH RED OR YELLOW PRUSSIAN			78546	13078	8330
1 U KINGDOM	LB		1660	875	
55 GERMANY W			2200	398	
990 U STATES			4219	2496	
			8079	3769	
POTASH NITRATE OR SALT PETRE					8331
1 U KINGDOM	LB		3610	1411	
55 GERMANY W		156069	1012513	81151	
258 GERMANY E		44621	77621	5415	
990 U STATES		60796	141566	9713	
		261486	1235310	97690	
POTASH COMPOUNDS N O P					8332
1 U KINGDOM	LB	126879	602965	105839	
54 FRANCE		1000	5617	5266	
55 GERMANY W		6395	123532	32631	
73 NETHRLNDS		11523	128654	19108	
990 U STATES		642890	9609637	842625	
		788687	10470405	1005469	
CLEANING COMPOUNDS SODIUM BASE					8337
1 U KINGDOM	LB		16632	1868	
990 U STATES		1997625	21129832	3040010	
		1997625	21146464	3041878	
SODA BENZOATE					8338
43 AUSTRIA	LB		3300	722	
990 U STATES		7000	26160	2494	
		7000	29460	3216	
SODA BROMIDE					8339
1 U KINGDOM	LB	1000	53347	16873	
990 U STATES		1200	18900	6674	
		2200	72247	23547	
SODA CITRATE					8340
1 U KINGDOM	LB		1170	519	
990 U STATES			599	596	
			1769	1115	
BORAX					8342
990 U STATES	LB	2368300	19569655	652850	
		2368300	19569655	652850	
GLAUBER SALTS					8343
1 U KINGDOM	LB		4705	418	
55 GERMANY W		220500	760123	10022	
990 U STATES		3500	205805	6742	
		224000	970633	17182	
SODA ARSENIATE BINARSENATE					8344
1 U KINGDOM	LB	11200	78400	6178	
990 U STATES		9920	44063	26516	
		21120	122463	32694	
SODA ASH OR BARILLA					8345
1 U KINGDOM	LB	589100	7901568	114722	
990 U STATES		3159180	31023535	513299	
		3748280	38925103	628021	
SODA BICARBONATE					8346
1 U KINGDOM	LB	350000	3734625	75606	
990 U STATES		1317000	11552830	306537	
		1667000	15287455	382143	
SODA BICHROMATE					8347
1 U KINGDOM	LB	120000	1482611	178117	
55 GERMANY W			60000	7062	
990 U STATES		578551	5299492	583347	
		698551	6842103	768526	
SODA BISULPHATE OR NITRE CAKE					8348
990 U STATES	LB	553880	4068445	86798	
		553880	4068445	86798	
SODA BISULPHITE					8349
1 U KINGDOM	LB	80000	684289	35983	
55 GERMANY W		44023	480809	19476	
990 U STATES		82900	581922	29343	
		206923	1747020	84802	
SODA CAUSTIC N O P					8350
1 U KINGDOM	LB		78300	3461	
85 SWEDEN		10800	47040	7096	
990 U STATES		261878	3923057	234246	
		272678	4048397	244803	
SODA CAUSTIC IN SOLUTION					8352
990 U STATES	LB	15662342	110807084	1471750	
		15662342	110807084	1471750	
SODA CHLORATE					8353
	LB				
SODIUM CYANIDE					8354
1 U KINGDOM	LB	824064	5094497	669978	
54 FRANCE		44092	184276	33103	
55 GERMANY W		34050	660050	92440	
73 NETHRLNDS			440000	57549	
990 U STATES		18400	229284	41715	
		920606	6608107	894785	
SODIUM GLUTAMATE					8355
44 BELG LUX	LB		53299	37067	
54 FRANCE		31625	181433	137824	
55 GERMANY W			11023	8307	
67 ITALY		34708	89454	73956	
73 NETHRLNDS		20000	185000	148989	
559 JAPAN			5691	5038	
578 TAIWAN		5000	5000	3663	
990 U STATES		21750	244121	262336	
		113083	775021	677180	

IMPORTS BY COMMODITIES AND COUNTRIES

Commodity and Country	OCTOBER 1961		JANUARY TO OCTOBER 1961		Class Number	
	Quantity	Value (\$)	Quantity	Value (\$)		
SOOA HYPOSULPHITE	1 U KINGDOM	44800	1428	129900	4425	8356
	990 U STATES			249414	15141	
		44800	1428	379314	19566	
SODA NITRITE	1 U KINGDOM	4480	184	440342	18369	8357
	55 GERMANY W	99115	3484	829305	29222	
	990 U STATES	13140	1451	105296	9631	
		116735	5119	1374943	57222	
SOOA PEROXIDE	1 U KINGDOM	36000	5150	325020	46212	8358
	990 U STATES	1400	527	52164	12304	
		37400	5677	377184	58516	
SODA PHOSPHATE N O P	1 U KINGDOM	1230	1182	7908	5404	8359
	55 GERMANY W			13100	2159	
	990 U STATES	736474	115814	5962100	814152	
		737704	116996	5983108	821715	
SOOA PRUSSIATE	44 BELG LUX	30000	3268	200000	21381	8360
	55 GERMANY W			138400	17461	
	990 U STATES	2000	282	90900	12617	
		32000	3550	429300	51459	
SOOA SAL	1 U KINGDOM			10000	141	8361
	990 U STATES			3000	254	
				13000	395	
SODA SILICATE	1 U KINGDOM	105950	3428	447584	15157	8362
	54 FRANCE	77068	4393	121108	6866	
	55 GERMANY W			44046	2426	
	85 SWEDEN			20900	841	
	990 U STATES	878048	40635	8742900	439676	
		1061066	48456	9376538	464966	
SODA SULPHATE CRUDE SALT CAKE	1 U KINGDOM	4992960	68778	11889501	131224	8363
	55 GERMANY W			33069	502	
	990 U STATES	315300	5548	35755938	294677	
		5308260	74326	47678508	426403	
SODA SULPHIOE	1 U KINGDOM	40320	2328	164976	8388	8364
	990 U STATES	222101	11981	2520289	142351	
		262421	14309	2685265	150739	
SOOA SULPHITE	1 U KINGDOM			152544	3143	8365
	44 BELG LUX			220460	6013	
	55 GERMANY W			98083	3607	
	990 U STATES	265900	10104	7532209	196180	
		265900	10104	8003296	208943	
SODIUM COMPOUNDS N O P	1 U KINGDOM	351694	65038	2936128	454275	8366
	49 DENMARK	73000	3015	358102	16292	
	54 FRANCE			18834	8092	
	55 GERMANY W	137831	18563	1078757	189264	
	67 ITALY	2910	1898	9304	5732	
	73 NETHRLNOS	42500	2630	281307	40417	
	82 SPAIN			143224	4146	
	85 SWEDEN	9077	2360	204382	45291	
	86 SWITZRLNO	632	2107	7964	6920	
	355 ISRAEL			110	725	
	559 JAPAN	23040	4524	57571	6518	
	990 U STATES	1938322	190381	18115075	1744583	
		2579006	290516	23210758	2522255	
SODA PHOSPHATE TRISODIUM	54 FRANCE	55049	2029	330358	12155	8368
	990 U STATES	135245	11043	1439031	104014	
		190294	13072	1769389	116169	
SOOA FLUORIOE	1 U KINGDOM	8480	954	504334	54796	8369
	55 GERMANY W			6600	700	
	559 JAPAN			32793	3237	
	990 U STATES	2822	691	96952	15020	
		11302	1645	640679	73753	
SOOA ANTIMONATE	990 U STATES			120000	31706	8370
				120000	31706	
ACIO PHOSPHATE NOT MEDICINAL	990 U STATES	151300	14842	1593296	155213	8371
		151300	14842	1593296	155213	
HYDROGEN PEROXIOES IN SOLUTION	1 U KINGDOM			10550	1328	8373
	43 AUSTRIA	34248	4102	136917	15934	
	44 BELG LUX			39683	4654	
	55 GERMANY W			3360	2000	
	990 U STATES	1134	683	27176	13747	
		35382	4785	217686	37663	
MAGNESIUM CARBONATE	1 U KINGDOM			294540	23954	8374
	990 U STATES	66200	5992	286184	26674	
		66200	5992	580724	50628	
MAGNESIUM SALTS COMPOUNDS NOP	1 U KINGDOM	3025	725	77196	22350	8375
	55 GERMANY W			139268	2941	
	67 ITALY			950	491	
	990 U STATES	446535	67743	2668061	298460	
		449560	68468	2885475	324242	

IMPORTS BY COMMODITIES AND COUNTRIES

129

Commodity and Country	OCTOBER 1961		JANUARY TO OCTOBER 1961		Class Number
	Quantity	Value (\$)	Quantity	Value (\$)	
MAGNESIUM SULPHATE EPSOM SALTS	LB				8376
1 U KINGDOM	15680	653	81280	3417	
55 GERMANY W	444040	4511	2606272	25864	
990 U STATES	123000	2811	1138627	23251	
	582720	7975	3826179	52532	
MERCURY SALTS					8377
1 U KINGDOM				1845	
55 GERMANY W				581	
990 U STATES				1109	
				3535	
PHOSPHORUS AND COMPOUNDS N O P	LB				8378
1 U KINGDOM			4000	2070	
990 U STATES	65980	8710	619302	83371	
	65980	8710	623302	85441	
RADIUM AND COMPOUNDS					8379
1 U KINGDOM				92578	
246 CZECHO S				222	
848 CUBA				10000	
990 U STATES		2272		136870	
		2272		239670	
MOLYBDENUM OXIDE	LB				8380
990 U STATES	40740	33274	245006	194609	
	40740	33274	245006	194609	
ETHYL CHLORIDE	LB				8388
990 U STATES	2304	268	319354	34124	
	2304	268	319354	34124	
ACETONE					8389
990 U STATES		1879		17752	
		1879		17752	
AMYL ACETATE					8391
1 U KINGDOM				68	
990 U STATES		406		12671	
		406		12739	
BLACKING SHOE LEATHER DRESSING					8392
1 U KINGDOM		5178		106736	
54 FRANCE				292	
55 GERMANY W		409		3192	
67 ITALY		1610		3885	
73 NETHRLNDS		10035		63919	
86 SWITZRLND				2766	
990 U STATES		89525		890568	
		106757		1071358	
BLUEING LAUNDRY					8393
1 U KINGDOM		4218		37442	
990 U STATES		782		19490	
		5000		56932	
CAMPHOR NATURAL OR SYNTHETIC	LB				8394
1 U KINGDOM			7000	3070	
55 GERMANY W			8500	3668	
516 HONG KONG			200	100	
559 JAPAN			3000	1270	
990 U STATES	422	514	24504	14024	
	422	514	43204	22132	
CARBON BISULPHIDE N O P	LB				8395
990 U STATES			642800	33515	
			642800	33515	
CARBON TETRACHLORIDE	LB				8396
44 BELG LUX	54861	3919	54861	3919	
55 GERMANY W	28640	2473	156837	12847	
67 ITALY	660	62	7274	553	
990 U STATES			29875	7156	
	84161	6454	248847	24475	
CHLOROFORM	LB				8397
1 U KINGDOM			2462	874	
990 U STATES	6785	2178	209157	34828	
	6785	2178	211619	35702	
CYANIDE OF POTASSIUM	LB				8398
1 U KINGDOM			9264	2842	
55 GERMANY W			36157	11629	
990 U STATES	7723	3265	73235	29252	
	7723	3265	118656	43723	
ETHYLENE GLYCOL FOR ANTIFREEZE	LB				8399
990 U STATES	303563	31985	1045707	111478	
	303563	31985	1045707	111478	
ETHYLENE GLYCOL N O P	LB				8400
990 U STATES	12750	2019	124089	18510	
	12750	2019	124089	18510	
FORMALDEHYDE	LB				8401
990 U STATES	510958	23150	5611085	235550	
	510958	23150	5611085	235550	
GLYCERINE CRUDE	LB				8402
824 JAMAICA			214157	27402	
990 U STATES	323998	43952	5164733	762984	
	323998	43952	5378890	790386	
GLYCERINE FOR EXPLOSIVES	LB				8403
990 U STATES			488405	119417	
			488405	119417	
GLYCERINE N O P	LB				8404
990 U STATES	35188	5934	403921	100030	
	35188	5934	403921	100030	
INK PRINTING	LB				8405
1 U KINGDOM	69848	32746	584494	267290	
43 AUSTRIA			13228	4815	
44 BELG LUX			100	112	
49 DENMARK	212	212	9773	6723	
55 GERMANY W	9103	8596	109800	87633	

IMPORTS BY COMMODITIES AND COUNTRIES

Commodity and Country	OCTOBER 1961		JANUARY TO OCTOBER 1961		Class Number
	Quantity	Value (\$)	Quantity	Value (\$)	
73 NETHRLNDS			373	305	
559 JAPAN	1193	340	38993	13717	
990 U STATES	129080	97392	1541721	974726	
INK ROTOGRAVURE	209436	139286	2298482	1355321	8406
	LB				
990 U STATES	275019	63548	1503612	430757	
INK WRITING	275019	63548	1503612	430757	8407
1 U KINGDOM		405		3793	
55 GERMANY W		3542		13290	
67 ITALY		1319		15765	
516 HONG KONG				59	
559 JAPAN		564		4857	
990 U STATES		15237		129850	
NAPHTHALENE SOLID		21067		167614	8408
	LB				
1 U KINGDOM			2200	383	
44 BELG LUX			44399	8695	
55 GERMANY W			1724651	267985	
73 NETHRLNDS			1334960	215103	
990 U STATES	72700	4806	211525	27424	
CHEMICALS FOR SYNTHETIC RESINS	72700	4806	3317735	519590	8410
	LB				
54 FRANCE			13440	3536	
55 GERMANY W			30085	8367	
559 JAPAN			65015	11896	
990 U STATES	710757	382759	5860158	2918436	
SULPHURIC ETHER	710757	382759	5968698	2942235	8411
	LB				
990 U STATES	80229	12441	651707	105439	
THEOBROMINE DIMETHYL SULPHATE	80229	12441	651707	105439	8412
	LB				
POLISH KNIFE OR OTHER N O P					8413
1 U KINGDOM		1247		16442	
55 GERMANY W		466		14010	
73 NETHRLNDS				1310	
76 NORWAY				2622	
86 SWITZRLND		245		678	
614 AUSTRALIA				108	
990 U STATES		67568		592591	
VANILLIN		69526		627761	8414
	LB				
1 U KINGDOM			5444	18606	
990 U STATES			210	424	
ALL OTHER DRUGS CHEMICALS NOP			5654	19030	8415
1 U KINGDOM		778513		5748658	
43 AUSTRIA		717		14703	
44 BELG LUX		4500		78048	
49 DENMARK		18400		110002	
54 FRANCE		72219		609422	
55 GERMANY W		156570		1397863	
67 ITALY		16282		204240	
73 NETHRLNDS		46925		305688	
76 NORWAY		3105		14166	
82 SPAIN				8582	
85 SWEDEN		26327		129041	
86 SWITZRLND		301496		1837049	
246 CZECHO S				3640	
277 POLAND				10260	
355 ISRAEL				13604	
516 HONG KONG		1443		20877	
519 INDIA				5759	
553 CHINA COM				3989	
559 JAPAN		1274		70958	
614 AUSTRALIA				6875	
622 NEW ZEAL				5334	
815 BERMUDA		2772		23928	
824 JAMAICA		844		1186	
874 MEXICO		4725		44632	
883 PANAMA		4378		57358	
990 U STATES		6723188		60658972	
PHTHALIC ANHYDRIDE		8163678		71384834	8416
	LB				
1 U KINGDOM			112000	20613	
44 BELG LUX	110250	22755	1173491	237652	
49 DENMARK	10200	1796	87200	24262	
54 FRANCE	396900	58156	1587350	311612	
55 GERMANY W	265799	39576	1683083	294646	
67 ITALY	88000	17500	1757642	360764	
277 POLAND			55100	8734	
559 JAPAN	552081	89498	2143465	361095	
990 U STATES	10000	1863	929748	176777	
LIGNOSULPHONATES	1433230	231144	9529079	1796155	8417
	LB				
76 NORWAY			105875	4991	
990 U STATES	1091306	31309	12240987	284581	
MATERIALS NOP FOR PLASTICS	1091306	31309	12346862	289572	8422
1 U KINGDOM		15831		66883	
54 FRANCE		10095		18393	
55 GERMANY W		25717		242986	
67 ITALY				45822	
73 NETHRLNDS				3412	
86 SWITZRLND				5132	

IMPORTS BY COMMODITIES AND COUNTRIES

Commodity and Country	OCTOBER 1961		JANUARY TO OCTOBER 1961		Class Number
	Quantity	Value (\$)	Quantity	Value (\$)	
559 JAPAN				4 421	
990 U STATES		1499825		14610238	
CASINGS SYNTHETIC FOR MEATS	LB	1551468		14997287	8 423
55 GERMANY W			4 579	10 221	
990 U STATES	27547	43904	385018	517644	
TUNGSTEN CARBIDE IN TUBES	27547	43904	389597	527865	8 425
1 U KINGDOM		5585		20716	
990 U STATES		4955		81625	
BUTADIENE		10540		102341	8 428
990 U STATES		223540		2878392	
ETHYL BENZENE	GAL	223540		2878392	8 429
GASOLINE ANTI OXIDANTS	LB		23445	31913	8 430
1 U KINGDOM				293995	
990 U STATES	26466	26839	312065	325908	
SYNTHETIC RESIN GLUE	LB	26466	335510	325908	8 431
1 U KINGDOM	1629	822	16121	10772	
49 DENMARK			8252	1483	
53 FINLAND			406	400	
55 GERMANY W	967	491	23338	9857	
86 SWITZRLND			460	2529	
559 JAPAN	276	108	3465	1561	
990 U STATES	233018	98999	2311756	853610	
RIBOFLAVIN		235890	2363798	880212	8 432
55 GERMANY W				16285	
86 SWITZRLND		27102		84675	
990 U STATES		30756		255371	
YEAST DEAD OR INACTIVE	LB			356331	8 433
990 U STATES	48529	25996	361912	128005	
CATALYSTS PETROLEUM REFINING		48529	361912	128005	8 434
1 U KINGDOM				2915	
990 U STATES		71485		1913593	
FATTY ALCOHOLS		71485		1916508	8 435
1 U KINGDOM				1693	
49 DENMARK				683	
55 GERMANY W		21441		114310	
73 NETHRLNOS				513	
559 JAPAN		1190		1190	
990 U STATES		233747		1327948	
FLUORESCENT COATING OR POWDER	LB			1446337	8 437
990 U STATES	16266	64333	211960	694392	
CELLULOSE ESTERS NO ADMIXTURE		16266	211960	694392	8 500
990 U STATES		246174		2104022	
CELLULOSE COMPDS MOULDING ETC		246174		2104022	8 530
1 U KINGDOM		7444		12888	
990 U STATES		118796		1081323	
CELLULOSE PLASTICS FOAMD EXPND		126240		1094211	8 550
990 U STATES		31316		222224	
CELLULOSE COMPOUNDS N O P		31316		222224	8 570
990 U STATES		4596		57876	
CELLULOSE PLASTIC PRIM SHAPES		4596		57876	8 600
1 U KINGDOM		1880		88841	
44 BELG LUX		643		643	
49 DENMARK				1199	
55 GERMANY W		3629		22583	
67 ITALY				1900	
73 NETHRLNDS				249	
86 SWITZRLND		202		1501	
990 U STATES		215464		2045179	
CELLUL PLAST SHAPES REINFORCED		221818		2162095	8 630
1 U KINGDOM				492	
44 BELG LUX		1226		16158	
55 GERMANY W		570		4111	
85 SWEDEN				19132	
559 JAPAN				353	
990 U STATES		16688		304008	
LAMINATD MOULDED CELL PLASTICS		18484		347254	8 650
1 U KINGDOM		2553		23222	
85 SWEDEN				1600	
990 U STATES		18130		229107	
CELL NITRATE ENGRAVING SHEETS		20683		253929	8 670
1 U KINGDOM				3123	
55 GERMANY W				3935	
73 NETHRLNDS		6809		90990	
990 U STATES		1488		47925	
MFRS OF CELLULOSE PLASTICS MOP		8297		145973	8 700
1 U KINGDOM		12561		53368	

IMPORTS BY COMMODITIES AND COUNTRIES

Commodity and Country	OCTOBER 1961		JANUARY TO OCTOBER 1961		Class Number
	Quantity	Value (\$)	Quantity	Value (\$)	
43 AUSTRIA				477	
44 BELG LUX		196		396	
49 DENMARK		6788		8665	
54 FRANCE		388		8401	
55 GERMANY W		4429		33872	
67 ITALY		303		9410	
73 NETHRLNDS				419	
85 SWEDEN				1817	
86 SWITZRLND				899	
516 HONG KONG		415		12298	
559 JAPAN		645		9055	
614 AUSTRALIA		250		250	
822 BARBADOS				306	
824 JAMAICA				464	
874 MEXICO				352	
990 U STATES		111442		1390976	
		137417		1531425	
MFRS OF REGEN CELLULOSE NOP					8720
1 U KINGDOM		6286		168546	
43 AUSTRIA				335	
44 BELG LUX		311		598	
49 DENMARK		692		1019	
53 FINLAND				461	
54 FRANCE				1305	
55 GERMANY W				8213	
67 ITALY		352		851	
73 NETHRLNDS		247470		415129	
76 NORWAY				2571	
85 SWEDEN				3296	
86 SWITZRLND		1146		135741	
516 HONG KONG				424	
559 JAPAN				1225	
990 U STATES		103381		1226118	
		359638		1965832	
SYNTHETIC RESINS NO ADMIXTURE					8750
1 U KINGDOM		41688		273943	
54 FRANCE				23796	
55 GERMANY W		121943		638938	
67 ITALY		38210		355101	
73 NETHRLNDS		582		11432	
76 NORWAY				17134	
85 SWEDEN				9262	
86 SWITZRLND		594		22763	
559 JAPAN		61362		388653	
990 U STATES		1740340		17604806	
		2004719		19345828	
SYNTHETIC RESINS IN SOLUTIONS					8770
1 U KINGDOM		1801		8189	
54 FRANCE		1787		1787	
55 GERMANY W		25439		178628	
86 SWITZRLND				583	
559 JAPAN				4500	
990 U STATES		659770		5505959	
		688797		5699646	
SYNTH RESIN COMPDS MOULDNG ETC					8800
1 U KINGDOM		37619		221622	
54 FRANCE				368	
55 GERMANY W		14655		77038	
67 ITALY		844		844	
73 NETHRLNDS				5183	
85 SWEDEN				3176	
86 SWITZRLND				2799	
990 U STATES		635267		5525382	
		688385		5836412	
SYNTH RESINS FOAMED EXPANDED					8830
1 U KINGDOM				2523	
55 GERMANY W		8244		103827	
990 U STATES		155571		1159935	
		163815		1266285	
SYNTH RESIN COMPOSITIONS NOP					8850
1 U KINGDOM		423		1982	
55 GERMANY W		7244		12175	
86 SWITZRLND				1313	
990 U STATES		275655		2453819	
		283322		2469289	
SYNT OR PROT PLAST PRIM SHAPES					8870
1 U KINGDOM		61118		926415	
49 DENMARK		1239		9074	
54 FRANCE				9397	
55 GERMANY W		33436		758822	
67 ITALY				5349	
73 NETHRLNDS		7924		25461	
82 SPAIN		411		979	
85 SWEDEN		855		6071	
86 SWITZRLND				9293	
559 JAPAN		13994		162944	
990 U STATES		1278176		10748281	
		1397153		12662086	
SYNTH RESIN SHAPES REINFORCED					8900
1 U KINGDOM		39342		123201	
44 BELG LUX		7250		8646	
54 FRANCE				132	
73 NETHRLNDS		1727		4656	
559 JAPAN				9169	
990 U STATES		307129		2935092	
		355448		3080896	

IMPORTS BY COMMODITIES AND COUNTRIES

Commodity and Country	OCTOBER 1961		JANUARY TO OCTOBER 1961		Class Number
	Quantity	Value (\$)	Quantity	Value (\$)	
LAMIN PLASTICS SYN RES BONDED					8930
1 U KINGDOM		1076		96306	
49 DENMARK		306		558	
55 GERMANY W				117	
85 SWEDEN		2049		7953	
559 JAPAN		758		758	
990 U STATES		125457		903439	
		129646		1009131	
MFRS OF SYNT RES OR PROT PLAST					8950
1 U KINGDOM		103518		653054	
43 AUSTRIA		1203		16145	
44 BELG LUX		423		13330	
49 DENMARK		1923		36380	
53 FINLAND				189	
54 FRANCE		6276		80330	
55 GERMANY W		36616		377363	
64 IRELAND				367	
67 ITALY		21082		135398	
73 NETHRLNDS		12168		55559	
76 NORWAY		1429		2634	
82 SPAIN				548	
85 SWEDEN		2090		11351	
86 SWITZRLND		239		9107	
246 CZECHO S		68		2673	
258 GERMANY E		113		387	
288 YUGO SLAV		920		920	
355 ISRAEL		4998		45571	
516 HONG KONG		44145		418409	
519 INDIA				2627	
559 JAPAN		44351		323091	
578 TAIWAN		281		281	
614 AUSTRALIA				60	
824 JAMAICA				543	
886 P RICO		500		4013	
990 U STATES		2608885		21150439	
		2891228		23340769	

IMPORTS BY COMMODITIES AND COUNTRIES

Commodity and Country	OCTOBER 1961		JANUARY TO OCTOBER 1961		Class Number
	Quantity	Value (\$)	Quantity	Value (\$)	
GROUP 9					
MISCELLANEOUS COMMODITIES					
GLOVES PROT HEADGR ATHLETIC NOP					9000
1 U KINGDOM		2798		43697	
43 AUSTRIA				780	
54 FRANCE		1970		3821	
55 GERMANY W				2683	
67 ITALY		300		968	
85 SWEDEN		2484		2484	
86 SWITZRLND				614	
527 PAKISTAN		3511		10834	
559 JAPAN		9043		330889	
824 JAMAICA		1737		32202	
990 U STATES		5717		124107	
		27560		553079	
BAGATLE OR OTHER GAME BOARDS					9001
1 U KINGDOM		15446		76890	
54 FRANCE		546		11206	
55 GERMANY W		841		3906	
67 ITALY		859		10302	
85 SWEDEN		213		1024	
516 HONG KONG		1649		5503	
559 JAPAN		3700		17346	
990 U STATES		130877		741437	
		154131		867614	
BALLS CUES CUE RACKS CUE TIPS					9002
1 U KINGDOM		5791		38386	
44 BELG LUX				1693	
54 FRANCE				6381	
67 ITALY		433		9353	
990 U STATES		1094		13155	
		7318		68968	
BALLS TENNIS	00Z				9004
1 U KINGDOM	36	87	43089	101193	
85 SWEDEN			450	1402	
246 CZECHOS			1544	2314	
990 U STATES			331	865	
	36	87	45414	105774	
BALLS ALL KINDS NOP FOR SPORTS					9005
1 U KINGDOM		6273		66083	
44 BELG LUX		2212		6563	
49 DENMARK				204	
54 FRANCE		1297		6728	
55 GERMANY W		138		10864	
67 ITALY				4807	
73 NETHRLNDS		376		5682	
85 SWEDEN		3659		5685	
516 HONG KONG		57		1891	
519 INDIA		681		2204	
527 PAKISTAN		2743		13209	
559 JAPAN		3805		57143	
614 AUSTRALIA		1041		10917	
990 U STATES		32538		459878	
		61820		651858	
FILMS X RAY					9006
1 U KINGDOM		54915		1560109	
44 BELG LUX		89574		564753	
55 GERMANY W				944	
990 U STATES		181064		1914454	
		325553		4040260	
GUN COVERS GAME BAGS					9007
1 U KINGDOM		63		2781	
54 FRANCE				912	
67 ITALY				1125	
82 SPAIN				616	
559 JAPAN				2321	
990 U STATES		18936		127751	
		18999		135506	
CRICKET BATS BALLS GLOVES					9008
1 U KINGDOM				13410	
614 AUSTRALIA				1565	
				14975	
ROLLS					9009
1 U KINGDOM		3656		30375	
54 FRANCE		80		2487	
55 GERMANY W		1905		11770	
67 ITALY		10818		48807	
73 NETHRLNDS				589	
82 SPAIN		52		1977	
85 SWEDEN		233		431	
86 SWITZRLNO				182	
258 GERMANY E		799		5020	
277 POLAND				2989	
287 U S S R				888	
516 HONG KONG		5683		72684	
553 CHINA COM				895	
559 JAPAN		13700		194748	
874 MEXICO				803	
990 U STATES		30754		23759	
		67680		468404	

IMPORTS BY COMMODITIES AND COUNTRIES

179

Commodity and Country	OCTOBER 1961		JANUARY TO OCTOBER 1961		Class Number
	Quantity	Value (\$)	Quantity	Value (\$)	
FILMS PHOTOGRAPHERS					9010
1 U KINGDOM		69047		543606	
44 BELG LUX		10455		172867	
54 FRANCE		296		25885	
55 GERMANY W		8295		67872	
67 ITALY		24708		129275	
559 JAPAN				2098	
614 AUSTRALIA				1255	
990 U STATES		534392		4661770	
		647193		5604628	
FILMS CINEMATOGRAPH POSITIVES					9011
FEET					
1 U KINGDOM	564184	43063	4481295	379986	
43 AUSTRIA			32720	2662	
44 BELG LUX	5623	450	64562	5600	
49 DENMARK			1972	327	
53 FINLAND			6955	556	
54 FRANCE	657620	57673	6447150	526222	
55 GERMANY W	55566	4441	274744	25505	
59 GREECE	14150	2166	86080	7439	
67 ITALY	85566	6846	900477	74353	
73 NETHRLNDS	3287	327	14267	2972	
78 PORTUGAL	17225	600	29225	1560	
82 SPAIN	27322	2185	27322	2185	
85 SWEDEN	4388	581	15673	4384	
86 SWITZRLND	2247	648	34376	4788	
246 CZECHO S			9310	833	
277 POLAND	11012	962	62586	5076	
279 ROUMANIA			4307	445	
287 U S S R	4959	400	85719	6863	
363 LEBANON			9000	325	
427 UN SO AFR			2441	5710	
516 HONG KONG			800	64	
519 INDIA			16350	1308	
559 JAPAN	2120	172	34307	2157	
614 AUSTRALIA	35860	2869	98970	9345	
874 MEXICO			4400	352	
990 U STATES	4317285	440442	43292969	3894170	
	5808414	563825	56044277	4965187	
FILMS FOR AERIAL PHOTOGRAPHY					9012
990 U STATES		3004		67320	
		3004		67320	
FISHING RODS AND PARTS					9013
NO					
1 U KINGDOM	43	1189	694	11942	
49 DENMARK			88	137	
54 FRANCE			378	1029	
55 GERMANY W				2965	
76 NORWAY			66	911	
559 JAPAN	3017	5264	70367	91784	
990 U STATES	2812	12253	80307	240070	
	5872	18706	151900	348838	
GOLF CLUBS AND FINISHED PARTS					9014
1 U KINGDOM		904		28414	
559 JAPAN		7907		41877	
614 AUSTRALIA				569	
990 U STATES		34105		848057	
		42916		918917	
VIDEO TAPE N O P					9015
1 U KINGDOM		768		1520	
990 U STATES		9125		61951	
		9893		63471	
MECHANICAL TOYS OF METAL					9016
1 U KINGDOM		36206		237877	
43 AUSTRIA				1499	
54 FRANCE				180	
55 GERMANY W		16345		101305	
67 ITALY		1416		3269	
516 HONG KONG		3432		19211	
559 JAPAN		101296		892989	
990 U STATES		263668		823056	
		422363		2079386	
METAL JUVENILE CONSTR SETS					9017
1 U KINGDOM		13759		122385	
559 JAPAN		266		401	
990 U STATES		4061		13296	
		18086		136082	
TOYS OF ALL KINDS N O P					9018
1 U KINGDOM		218842		1318666	
43 AUSTRIA		1115		4859	
44 BELG LUX		736		14265	
49 DENMARK		1057		70731	
54 FRANCE		3222		10777	
55 GERMANY W		47533		306580	
67 ITALY		7374		21455	
73 NETHRLNDS		2281		10610	
76 NORWAY				670	
82 SPAIN				786	
85 SWEDEN		6850		25611	
86 SWITZRLND		103		1086	
246 CZECHO S		4035		28068	
258 GERMANY E		8133		31208	
262 HUNGARY		2495		7909	
277 POLAND				415	
355 ISRAEL				1035	
516 HONG KONG		34157		411390	
553 CHINA COM				279	
559 JAPAN		276017		2247102	

*From July 1, 1961

IMPORTS BY COMMODITIES AND COUNTRIES

Commodity and Country	OCTOBER 1961		JANUARY TO OCTOBER 1961		Class Number
	Quantity	Value (\$)	Quantity	Value (\$)	
614 AUSTRALIA				9744	
874 MEXICO		137		4239	
886 P RICO				3094	
990 U STATES		621173		3000462	
		1305260		7531041	
SPORTSMENS FISHING TACKLE N O P					9019
1 U KINGDOM		5516		154586	
49 DENMARK		216		10474	
54 FRANCE		33478		264908	
55 GERMANY W		2668		66529	
64 IRELAND				476	
67 ITALY				16301	
76 NORWAY		1549		42916	
78 PORTUGAL				304	
82 SPAIN		925		6479	
85 SWEODEN		2076		33151	
86 SWITZRLNO				9523	
246 CZECHO S				2158	
516 HONG KONG				10256	
559 JAPAN		23861		568257	
614 AUSTRALIA				7705	
990 U STATES		67102		2252830	
		137391		3446853	
FILMS CINEMATOGRAPH NEGATIVE					9020
1 U KINGDOM				301	
43 AUSTRIA				4215	
44 BELG LUX		109113		474242	
990 U STATES		78486		704566	
		187599		1183324	
BRUSHES ARTISTS					9021
1 U KINGDOM		3672		55598	
54 FRANCE				1441	
55 GERMANY W		8712		43783	
73 NETHRLNDS				1544	
559 JAPAN		1962		13584	
990 U STATES		3265		32555	
		17611		148505	
BRUSHES PAINT AND VARNISH					9022
1 U KINGDOM		2472		81982	
55 GERMANY W				1498	
73 NETHRLNDS				191	
76 NORWAY				576	
246 CZECHO S				505	
262 HUNGARY				687	
516 HONG KONG		586		5285	
553 CHINA COM				10039	
559 JAPAN				3373	
813 BAHAMAS				15557	
848 CUBA				1538	
990 U STATES		1045		17701	
		4103		138932	
BRUSHES TOOTH					9023
1 U KINGDOM	002 1030	1975	15616	21732	
54 FRANCE	404	1474	1944	4494	
55 GERMANY W	199	300	852	1500	
67 ITALY			1110	2168	
73 NETHRLNDS			295	592	
516 HONG KONG			28800	4507	
990 U STATES	4913	6741	38166	43373	
	6546	10490	86783	78366	
BRUSHES TOILET N O P					9024
1 U KINGDOM		14976		102435	
43 AUSTRIA		181		1778	
44 BELG LUX				1030	
49 DENMARK		651		1348	
54 FRANCE		12521		58114	
55 GERMANY W		8165		57686	
67 ITALY		529		8375	
73 NETHRLNDS		322		2294	
85 SWEODEN		1856		6637	
86 SWITZRLNO		2399		5477	
355 ISRAEL				1149	
516 HONG KONG		492		3607	
559 JAPAN		1543		7345	
990 U STATES		23471		183183	
		67106		440458	
BRUSHES ALL OTHER N O P					9025
1 U KINGDOM		14839		110621	
43 AUSTRIA				1677	
44 BELG LUX				2974	
49 DENMARK		123		1219	
54 FRANCE		6908		16687	
55 GERMANY W		44600		60138	
67 ITALY		257		2297	
73 NETHRLNDS		4123		27709	
85 SWEDEN		206		4064	
86 SWITZRLNO		847		3265	
246 CZECHO S		1213		4759	
262 HUNGARY		670		2939	
516 HONG KONG		155		1842	
559 JAPAN		2624		18874	
990 U STATES		85602		692984	
		122167		952049	
PACKAGES CONTAINING GOODS					9030
1 U KINGDOM		362778		3225861	
43 AUSTRIA		3531		24838	

IMPORTS BY COMMODITIES AND COUNTRIES

Commodity and Country	OCTOBER 1961		JANUARY TO OCTOBER 1961		Class Number
	Quantity	Value (\$)	Quantity	Value (\$)	
44 BELG LUX		31043		153400	
49 DENMARK		22429		109350	
53 FINLAND		6618		29533	
54 FRANCE		44352		387679	
55 GERMANY W		113633		850349	
59 GREECE		319		3414	
63 ICELAND				10	
64 IRELAND		2869		17727	
67 ITALY		66552		364386	
73 NETHRLNDS		40268		421296	
76 NORWAY		2845		21989	
78 PORTUGAL		5480		28021	
82 SPAIN		6840		52539	
85 SWEDEN		21889		171322	
86 SWITZRLND		11068		123267	
245 BULGARIA				388	
246 CZECHO S		26243		228826	
258 GERMANY E		2949		18347	
262 HUNGARY		3000		16724	
277 POLAND		22492		97900	
279 ROUMANIA		111		219	
287 U S S R		3111		8143	
288 YUGO SLAV		14639		50826	
316 CYPRUS		100		1882	
347 IRAN				86	
355 ISRAEL		882		10884	
358 JORDAN				68	
377 SUDAN				308	
385 UAR EGYPT				309	
415 KENYA		118		143	
425 TANGANYKA		140		710	
426 UGANDA				275	
427 UN SO AFR		5208		37785	
443 ALGERIA		871		5004	
446 ANGOLA				78	
449 CONGO		6097		11919	
454 FR EQ AFR		839		32297	
462 FR AF NES				239	
465 GUINEA				54	
473 MOROCCO				71	
513 CEYLON		2521		14428	
516 HONG KONG		24987		322431	
519 INDIA		12499		68735	
524 MALAYA		1031		17046	
527 PAKISTAN		433		2540	
529 B E I NES		55		55	
553 CHINA COM		3236		76100	
556 INDONESIA		62		75	
559 JAPAN		273091		2163953	
567 PHIL		282		1731	
578 TAIWAN		5943		40021	
583 THAILAND		24		97	
614 AUSTRALIA		35384		155498	
617 FIJI		213		517	
622 NEW ZEAL		2815		22604	
668 U S OCEA		181		1658	
716 B GUIANA		3241		14901	
744 ARGENTINA		5416		50765	
752 BRAZIL		2078		11105	
755 CHILE				6888	
758 COLOMBIA		338		6646	
763 ECUADOR				49	
774 PERU		3		3	
777 SURINAM				35	
782 URUGUAY				11475	
813 BAHAMAS				767	
815 BERMUDA				66	
817 B HOND				177	
822 BARBADOS		936		12552	
824 JAMAICA		2129		21861	
826 LEEW WIND		621		910	
828 TRINIDAD		4939		22739	
845 C RICA				48	
848 CUBA		140		5307	
864 GUATEMALA				383	
867 HAITI		530		1573	
869 HONDURAS		311		4821	
874 MEXICO		250		10000	
879 NICARAGUA				284	
883 PANAMA				634	
886 P RICO		4059		21715	
990 U STATES		332530		3030337	
		1549592		12631996	
WATERPROOF PLASTIC FOOTWEAR	PAIR				9048
54 FRANCE		1795	1795	3157	
559 JAPAN		24900	72742	60887	
990 U STATES		3000	5814	3011	
		29695	80351	67055	
ELASTIC HOSIERY	OZ PR				9049
1 U KINGDOM		66	385	13784	
990 U STATES		444	2985	148313	
		510	3370	162027	
ORTHOPEDIC APPLIANCES ETC					9050
1 U KINGDOM			5178	25904	
49 DENMARK				2035	
55 GERMANY W			188	1477	

IMPORTS BY COMMODITIES AND COUNTRIES

Commodity and Country	OCTOBER 1961		JANUARY TO OCTOBER 1961		Class Number
	Quantity	Value (\$)	Quantity	Value (\$)	
990 U STATES		24603		229329	
ARTIFICIAL LIMBS AND PARTS		29969		258745	
1 U KINGDOM		2214		36014	9053
55 GERMANY W				1645	
990 U STATES		17466		138352	
BEAD ORNAMENTS		19680		176011	
1 U KINGDOM				3402	9055
54 FRANCE				342	
55 GERMANY W				1979	
516 HONG KONG				850	
990 U STATES		1759		16424	
WINDOW SHADES AND BLINDS		1759		23067	
49 DENMARK				686	9057
559 JAPAN		19321		144784	
990 U STATES		1639		34345	
		20960		179815	
BOOTS SHOES AND SLIPPERS FELT	PAIR				9059
1 U KINGDOM	12941	9134	30702	24250	
44 BELG LUX	4093	2672	19717	15171	
53 FINLAND			34	207	
54 FRANCE	660	353	2340	1228	
73 NETHRLNDS	108	104	3311	3083	
990 U STATES			1720	2074	
	17802	12263	57824	46013	
BOOTS SHOES AND SLIPPERS N O P	PAIR				9060
1 U KINGDOM	29155	33107	290404	257025	
43 AUSTRIA			341	914	
44 BELG LUX	1506	1848	9004	7357	
49 DENMARK			534	1285	
53 FINLAND			163	280	
54 FRANCE	2750	2436	13290	12425	
55 GERMANY W	2469	2985	12381	17591	
67 ITALY	7080	7763	46282	65880	
73 NETHRLNDS	19215	19319	89825	91442	
82 SPAIN			3553	3068	
85 SWEDEN	107	197	690	1146	
86 SWITZRLND	1045	842	1431	1095	
246 CZECHO S			1430	1345	
277 POLAND			500	521	
516 HONG KONG	21068	10465	207072	91318	
519 INDIA			1228	709	
553 CHINA COM	600	223	1400	483	
559 JAPAN	466230	202969	6561410	2779625	
774 PERU	845	2071	1154	2405	
867 HAITI	4904	5983	8836	10565	
874 MEXICO			242	736	
990 U STATES	43931	34875	321595	292418	
	600905	325083	7572765	3639633	
BROOMS AND WHISKS					9061
1 U KINGDOM				651	
55 GERMANY W				2460	
67 ITALY		8914		23916	
73 NETHRLNDS				344	
262 HUNGARY		3802		21902	
277 POLAND		7185		29223	
990 U STATES		10726		41327	
		30627		119823	
BUTTONS SHOE N O P					9063
990 U STATES		4372		20538	
		4372		20538	
BUTTONS COLLAR AND CUFF	GROSS				9065
1 U KINGDOM	39	2195	182	5201	
43 AUSTRIA			43	4679	
49 DENMARK			21	900	
54 FRANCE	4	593	16	1887	
55 GERMANY W	243	11937	1145	62801	
246 CZECHO S			32	231	
559 JAPAN			7	681	
583 THAILAND	3	205	3	205	
874 MEXICO			2	75	
990 U STATES	1026	32144	8815	219017	
	1315	47074	10266	295677	
BUTTONS N O P	GROSS				9066
1 U KINGDOM	653	1733	11452	38781	
43 AUSTRIA	2	63	10	323	
49 DENMARK	3	138	2785	10654	
54 FRANCE	3376	2165	9948	9034	
55 GERMANY W	789	2157	12236	28094	
67 ITALY	2895	1711	61211	41374	
73 NETHRLNDS	415	1500	7419	37744	
82 SPAIN			5798	6873	
246 CZECHO S			5723	4704	
473 MOROCCO			161	638	
516 HONG KONG	708	486	708	486	
559 JAPAN	60137	37257	1327716	427437	
824 JAMAICA	1185	3368	5572	15603	
990 U STATES	125957	86515	1014272	787716	
	196120	137023	2465011	1409461	
CASES BOXES DESKS FANCY					9067
1 U KINGDOM		24824		146273	
43 AUSTRIA		403		3951	
44 BELG LUX		373		2051	
49 DENMARK		67		851	

IMPORTS BY COMMODITIES AND COUNTRIES

Commodity and Country	OCTOBER 1961		JANUARY TO OCTOBER 1961		Class Number
	Quantity	Value (\$)	Quantity	Value (\$)	
53 FINLAND				581	
54 FRANCE		1428		15586	
55 GERMANY W		18025		127218	
67 ITALY		8779		34056	
73 NETHRLNDS		250		9078	
82 SPAIN		122		4653	
85 SWEDEN		654		7102	
86 SWITZRLND		1497		8097	
246 CZECHO S		52		645	
258 GERMANY E				700	
277 POLAND		470		470	
355 ISRAEL				445	
516 HONG KONG		989		2962	
519 INDIA		57		1205	
553 CHINA COM		412		1069	
559 JAPAN		45659		270047	
614 AUSTRALIA				862	
874 MEXICO		1041		4613	
990 U STATES		142656		870392	
		247758		1512907	
COMBS TOILET DRESSING FANCY					9069
1 U KINGDOM		1724		20223	
43 AUSTRIA		2413		16767	
44 BELG LUX				167	
54 FRANCE		159		2901	
55 GERMANY W		3149		22961	
67 ITALY				189	
85 SWEDEN		2695		11877	
86 SWITZRLND		90		2824	
516 HONG KONG				1281	
559 JAPAN				1306	
990 U STATES		8110		62675	
		18340		143171	
APPLIANCES FOR THE DEAF PARTS					9070
1 U KINGDOM		12917		89134	
43 AUSTRIA		67		317	
49 DENMARK		10650		50868	
54 FRANCE				203	
55 GERMANY W		4181		25494	
73 NETHRLNDS				1458	
82 SPAIN		483		1630	
86 SWITZRLND		103		1286	
559 JAPAN		129		6038	
990 U STATES		291177		2158374	
		319707		2334802	
INSOLES OF ALL KINDS					9072
1 U KINGDOM		613		10121	
55 GERMANY W		1610		7142	
73 NETHRLNDS				2837	
76 NORWAY				228	
990 U STATES		9401		49377	
		11624		69705	
JEWELLERY N O P					9073
1 U KINGDOM		26684		180721	
43 AUSTRIA		36760		203786	
44 BELG LUX		155		9989	
49 DENMARK		837		14507	
54 FRANCE		4224		60084	
55 GERMANY W		101957		900351	
59 GREECE				97	
67 ITALY		24750		176645	
73 NETHRLNDS				2667	
76 NORWAY		785		2485	
82 SPAIN		1814		13328	
85 SWEDEN		186		186	
86 SWITZRLND		1947		14079	
246 CZECHO S		32836		194426	
355 ISRAEL				60	
358 JORDAN				577	
516 HONG KONG		2032		80828	
519 INDIA		462		7282	
553 CHINA COM		328		8129	
559 JAPAN		45652		787610	
583 THAILAND		2375		21993	
614 AUSTRALIA		75		412	
752 BRAZIL				2647	
785 VENEZUELA				318	
824 JAMAICA		73		283	
874 MEXICO		2370		13625	
990 U STATES		305527		1869603	
		591829		4566718	
MATTRESSES					9075
1 U KINGDOM				349469	
43 AUSTRIA				29470	
49 DENMARK				1004	
54 FRANCE				614	
55 GERMANY W		152		4911	
73 NETHRLNDS				703	
246 CZECHO S				22160	
277 POLAND				14534	
559 JAPAN		1400		147118	
990 U STATES		1905		76453	
		3457		646436	
PICTURE AND PHOTOGRAPH FRAMES					9076
1 U KINGDOM		1464		9537	
43 AUSTRIA				802	

IMPORTS BY COMMODITIES AND COUNTRIES

Commodity and Country	OCTOBER 1961		JANUARY TO OCTOBER 1961		Class Number
	Quantity	Value (\$)	Quantity	Value (\$)	
44 BELG LUX				6964	
49 DENMARK		10528		17409	
55 GERMANY W		1079		12292	
67 ITALY		3057		24617	
73 NETHRLNDS		867		3662	
82 SPAIN		1039		2178	
516 HONG KONG				1053	
553 CHINA COM		886		886	
559 JAPAN		1758		28015	
874 MEXICO		90		90	
990 U STATES		63125		452361	
		83893		559866	
PORTFOLIOS MUSICAL INSTR CASES					9077
1 U KINGDOM		33441		171761	
43 AUSTRIA		615		4988	
44 BELG LUX		704		3725	
49 DENMARK		183		1105	
54 FRANCE		841		9087	
55 GERMANY W		23846		198801	
67 ITALY		4171		54160	
73 NETHRLNDS		29751		172735	
82 SPAIN		814		6431	
85 SWEDEN		736		3349	
86 SWITZRLND		728		9376	
246 CZECHO S		1701		19769	
258 GERMANY E		109		7873	
427 UN SO AFR				712	
516 HONG KONG		903		9830	
559 JAPAN		62109		512643	
614 AUSTRALIA				1605	
990 U STATES		139944		882253	
		300596		2070203	
REFRIGERATORS ELECTRIC N O P					9078
NO					
1 U KINGDOM	291	21810	3743	272097	
44 BELG LUX			56	3344	
49 DENMARK	1	128	370	16037	
55 GERMANY W	41	2475	50	2959	
67 ITALY			2	127	
86 SWITZRLND			117	6100	
990 U STATES	3127	689531	48140	9321361	
	3460	713944	52478	9622025	
REFRIGERATORS N O P					9079
NO					
1 U KINGDOM	12	630	120	9684	
44 BELG LUX			123	33149	
55 GERMANY W			18	2488	
73 NETHRLNDS	12	485	12	485	
85 SWEDEN			391	41545	
990 U STATES	70	9429	4141	223572	
	94	10544	4805	310923	
REGALIA AND BADGES					9080
1 U KINGDOM		5023		52063	
43 AUSTRIA				781	
54 FRANCE		1964		22351	
55 GERMANY W		542		5191	
67 ITALY		2035		17885	
86 SWITZRLND				542	
516 HONG KONG				3878	
519 INDIA		2069		12838	
527 PAKISTAN		83		7816	
559 JAPAN		433		6969	
990 U STATES		9305		50705	
		21454		181019	
SHADES LAMP N O P SHADE HOLDERS					9081
1 U KINGDOM				2241	
49 DENMARK		287		2617	
54 FRANCE				902	
55 GERMANY W				1194	
67 ITALY		2112		3327	
85 SWEDEN				608	
516 HONG KONG				4788	
559 JAPAN				1337	
990 U STATES		18336		165449	
		20735		182463	
SPECTACLE FRAMES AND PARTS N O P					9082
1 U KINGDOM		865		15606	
43 AUSTRIA				35484	
54 FRANCE		16901		119048	
55 GERMANY W		11119		201531	
67 ITALY		8105		39738	
73 NETHRLNDS				574	
82 SPAIN				799	
85 SWEDEN				1002	
86 SWITZRLND		61		1341	
559 JAPAN		5439		84300	
990 U STATES		319986		2264472	
		362476		2763895	
PARTS FOR SPECTACLE FRAMES					9083
990 U STATES		60074		293109	
		60074		293109	
TOBACCO PIPES SMOKERS SETS					9084
1 U KINGDOM		18274		128764	
19 MALTA		364		2389	
43 AUSTRIA				2566	
44 BELG LUX		2231		7436	
49 DENMARK				118	
54 FRANCE		5865		94193	

IMPORTS BY COMMODITIES AND COUNTRIES

181

Commodity and Country	OCTOBER 1961		JANUARY TO OCTOBER 1961		Class Number
	Quantity	Value (\$)	Quantity	Value (\$)	
55 GERMANY W		6 59		6 772	
59 GREECE				2 94	
64 IRELAND		27 97		7 343	
67 ITALY		149 45		142 882	
73 NETHRLNDS				1 375	
82 SPAIN		215		1 383	
85 SWEDEN				8 53	
86 SWITZRLND		22 43		22 43	
246 CZECHO S				6 79	
443 ALGERIA				1 123	
516 HONG KONG				403	
559 JAPAN				10 53	
990 U STATES		13 501		84 694	
		610 94		486 563	
TOBACCO POUCHES CIGARETTE CASE					9085
1 U KINGDOM		7 205		41 420	
43 AUSTRIA				104	
54 FRANCE		302		985	
55 GERMANY W		15 23		4 653	
67 ITALY				701	
82 SPAIN		3 81		5 78	
246 CZECHO S				15 39	
516 HONG KONG		50		1 100	
559 JAPAN				47 54	
614 AUSTRALIA				410	
990 U STATES		16 67		72 66	
		111 28		63 510	
TOILET AND MANICURE SETS					9086
1 U KINGDOM		7 788		34 937	
43 AUSTRIA		11 452		48 794	
54 FRANCE		219		2 98	
55 GERMANY W		30 864		115 443	
67 ITALY				1 714	
559 JAPAN				5 787	
990 U STATES		4 9597		117 508	
		9 9920		324 481	
TRUNKS AND VALISES					9087
1 U KINGDOM		19 963		24 8829	
43 AUSTRIA				11 21	
44 BELG LUX				312	
54 FRANCE				60 64	
55 GERMANY W		5 684		40 233	
67 ITALY				16 73	
73 NETHRLNDS		14 45		67 24	
76 NORWAY				1 62	
85 SWEDEN		10 52		32 31	
246 CZECHO S		10 13		23 280	
516 HONG KONG		128		8 660	
559 JAPAN		7 503		126 110	
874 MEXICO				1 888	
990 U STATES		70 616		90 2866	
		107 404		137 1153	
WINDOW SHADE OR BLIND ROLLERS					9090
85 SWEDEN		27 43		12 905	
990 U STATES		1 715		33 521	
		44 58		46 426	
REFRIGERATOR PARTS					9091
1 U KINGDOM		19 0582		22 05020	
44 BELG LUX		70		149	
49 DENMARK		60 581		101 581	
55 GERMANY W		53		1043	
67 ITALY				17 08	
990 U STATES		90 9609		81 69565	
		116 0895		104 79066	
HOME OR FARM FREEZERS ELECTRIC	NO				9092
990 U STATES		1 349	260 686	1 5513	266 8254
		1 349	260 686	1 5513	266 8254
MINERAL MEDICINAL AERATD WATER					9103
1 U KINGDOM			98	2 603	
44 BELG LUX				518	
54 FRANCE		201 33		183 839	
55 GERMANY W				1 153	
67 ITALY		301		2 564	
85 SWEDEN				141	
288 YUGO SLAV		5 500		73 45	
990 U STATES		2 334		32 103	
		28 366		230 266	
ACCORDIONS CONCRTNAS MELODEOMS	NO				9110
1 U KINGDOM			11	890	
49 DENMARK			1	253	
54 FRANCE			2	51	
55 GERMANY W	519	209 12	4 681	138 129	
67 ITALY	902	27 601	7 589	429 400	
73 NETHRLNDS			1	329	
85 SWEDEN	11	10 57	17	1 889	
86 SWITZRLND			265	27 94	
246 CZECHO S			30	644	
258 GERMANY E	168	8 86	904	72 75	
277 POLAND			7	449	
559 JAPAN			44	1 254	
990 U STATES	30	1 008	212	184 71	
	1630	514 64	137 64	601 828	
BRASS BAND INSTRUMENTS					9111
1 U KINGDOM		12 174		188 258	
54 FRANCE		480		4 926	
55 GERMANY W		7 370		61 143	

IMPORTS BY COMMODITIES AND COUNTRIES

Commodity and Country	OCTOBER 1961		JANUARY TO OCTOBER 1961		Class Number
	Quantity	Value (\$)	Quantity	Value (\$)	
67 ITALY		558		5071	
73 NETHRLNDS		2949		7625	
246 CZECHO S		141		3175	
258 GERMANY E				1517	
382 TURKEY				634	
527 PAKISTAN		299		1737	
559 JAPAN		2389		16042	
874 MEXICO		274		1431	
990 U STATES		25565		173169	
CABINET ORGANS	NO				9114
PIPE ORGANS	NO				9115
55 GERMANY W			1	25015	
73 NETHRLNDS			8	56777	
990 U STATES			2	18444	
ORGAN PARTS N O P			11	100236	9116
1 U KINGDOM		1352		60358	
55 GERMANY W		4862		30319	
67 ITALY		837		1867	
73 NETHRLNDS				2123	
258 GERMANY E		1171		2438	
990 U STATES		52060		203649	
PIANOS	NO				9117
1 U KINGDOM	39	12719	243	75797	
49 DENMARK	1	591	8	3161	
55 GERMANY W	1	894	19	9535	
73 NETHRLNDS	4	1718	20	6099	
246 CZECHO S	1	585	7	2483	
277 POLAND			2	471	
559 JAPAN	43	12889	310	68521	
990 U STATES	218	82496	1137	456813	
	307	111892	1746	622880	
PIANO PARTS N O P					9118
1 U KINGDOM		16179		136562	
55 GERMANY W		610		1566	
990 U STATES		33086		180147	
		49875		318275	
PHONOGRAPHS GRAMOPHONES NOP					9120
1 U KINGDOM		255101		1186556	
49 DENMARK				1698	
54 FRANCE		7388		11143	
55 GERMANY W		31829		125272	
67 ITALY				1419	
73 NETHRLNDS		2121		75145	
86 SWITZRLND		1087		15418	
516 HONG KONG				115	
559 JAPAN		4099		64626	
990 U STATES		163255		897291	
		464880		2378683	
PHONOGRAPH RECORDS	NO				9121
1 U KINGDOM	9693	16606	58902	88148	
43 AUSTRIA	1039	1259	3059	2901	
44 BELG LUX	69	169	135	224	
49 DENMARK			1890	3373	
53 FINLAND	298	442	3792	3928	
54 FRANCE	13751	17175	131548	151119	
55 GERMANY W	11803	18877	59243	97687	
59 GREECE			9785	2884	
67 ITALY	3714	1827	63011	31014	
73 NETHRLNDS	412	608	5308	7004	
85 SWEDEN			707	1059	
86 SWITZRLND			1824	968	
262 HUNGARY			1223	1074	
277 POLAND			654	468	
287 U S S R	703	708	3629	2262	
288 YUGO SLAV	345	216	7141	5517	
355 ISRAEL			83	140	
516 HONG KONG			1105	712	
553 CHINA COM			814	900	
559 JAPAN	1968	1430	4170	3895	
614 AUSTRALIA			236	967	
990 U STATES	332589	206894	2162224	1305036	
	376384	266211	2521183	1711280	
OTHER MUSICAL INSTRUMENTS					9122
1 U KINGDOM		7474		64616	
43 AUSTRIA		2509		5002	
44 BELG LUX				260	
54 FRANCE		12987		97517	
55 GERMANY W		30084		249764	
67 ITALY		98924		468320	
73 NETHRLNDS		1247		4195	
82 SPAIN		50		1559	
85 SWEDEN		5696		25549	
86 SWITZRLND		2487		30072	
246 CZECHO S		1214		26842	
258 GERMANY E		3302		9771	
277 POLAND		130		1519	
287 U S S R		654		654	
516 HONG KONG				1479	
519 INDIA				452	
553 CHINA COM		605		2589	
559 JAPAN		21817		140410	
874 MEXICO		1312		9831	

IMPORTS BY COMMODITIES AND COUNTRIES

183

Commodity and Country	OCTOBER 1961		JANUARY TO OCTOBER 1961		Class Number
	Quantity	Value (\$)	Quantity	Value (\$)	
990 U STATES		429909		2481466	
MUSICAL INSTRUMENT STRINGS		620401		3621867	
1 U KINGDOM		339		36111	9123
43 AUSTRIA				3550	
49 DENMARK				120	
54 FRANCE				719	
55 GERMANY W		139		18834	
246 CZECHO S				152	
990 U STATES		21158		87591	
PHONOGRAPHS COIN OPERATED		21636		114577	
990 U STATES	NO				9124
	170	56365	897	488736	
LENSES AND PTS FOR PROJECTORS		170	897	488736	
55 GERMANY W		1304		3264	9127*
559 JAPAN		1934		5801	
990 U STATES		14001		28692	
		17239		37757	
PHOTOGRAPHIC ACCESSORIES PARTS					9128
1 U KINGDOM		8757		86357	
43 AUSTRIA		414		3054	
44 BELG LUX				465	
54 FRANCE		305		42418	
55 GERMANY W		38462		403633	
67 ITALY		189		58828	
73 NETHRLNDS		8989		64882	
85 SWEDEN				3124	
86 SWITZRLND		9076		98946	
246 CZECHO S		5095		7220	
258 GERMANY E		140		2475	
559 JAPAN		64866		378987	
813 BAHAMAS				828	
990 U STATES		625124		5961410	
THERMOMETERS		761417		7112627	9129
1 U KINGDOM		11756		57898	
43 AUSTRIA				79	
44 BELG LUX				651	
49 DENMARK				770	
54 FRANCE		119		3017	
55 GERMANY W		3257		40174	
67 ITALY				1058	
85 SWEDEN		84		608	
86 SWITZRLND				1927	
258 GERMANY E		3072		21517	
559 JAPAN		9780		95997	
874 MEXICO				4388	
883 PANAMA		724		1380	
990 U STATES		116291		891185	
APPARATUS X RAY		145083		1120649	9130
1 U KINGDOM		5188		62462	
49 DENMARK		7133		33177	
55 GERMANY W		12284		158267	
67 ITALY				2174	
73 NETHRLNDS		8698		300332	
85 SWEDEN		394		46684	
246 CZECHO S				794	
559 JAPAN				703	
990 U STATES		301851		3266048	
		335548		3870641	
BOTANICAL SPECIMENS					9132
1 U KINGDOM				5116	
55 GERMANY W		632		4226	
519 INDIA				2255	
559 JAPAN				2089	
990 U STATES		14653		93955	
		15285		107641	
COLLECTION COINS MEDALS STAMPS					9133
1 U KINGDOM		31833		49837	
43 AUSTRIA		1200		2389	
44 BELG LUX				890	
49 DENMARK		1397		1671	
54 FRANCE		1929		3965	
55 GERMANY W				543	
64 IRELAND				744	
67 ITALY				2311	
73 NETHRLNDS		329		2125	
76 NORWAY				1180	
85 SWEDEN				838	
86 SWITZRLND		150		3020	
277 POLAND				814	
288 YUGO SLAV				1322	
385 UAR EGYPT				1091	
454 FR EQ AFR		428		428	
614 AUSTRALIA				1176	
990 U STATES		41392		325229	
		78658		399573	
CAMERAS AND CAMERA PARTS N O P					9134
1 U KINGDOM		33590		223405	
43 AUSTRIA		14860		119033	
49 DENMARK		90		90	
54 FRANCE		400		14136	
55 GERMANY W		38021		856056	
67 ITALY		127		11396	

*From July 1, 1961

IMPORTS BY COMMODITIES AND COUNTRIES

Commodity and Country	OCTOBER 1961		JANUARY TO OCTOBER 1961		Class Number
	Quantity	Value (\$)	Quantity	Value (\$)	
73 NETHRLNDS		11 48		21 67	
85 SWEODEN		3 311		3 4017	
86 SWITZRLNO		198 86		170 725	
246 CZECHO S		24 89		34 58	
258 GERMANY E		15 89		44 400	
277 POLANO				250	
287 U S S R				1 928	
516 HONG KONG		5 39		20 305	
559 JAPAN		240 291		219 215 4	
824 JAMAICA		1 30		3 95	
990 U STATES		327 419		280 674 7	
		683 890		650 066 2	
CAMERA PARTS UNFINISHED					9135
55 GERMANY W		6 479		6 373 4	
990 U STATES		4 419		6 371 5	
		10 898		12 744 9	
CAMERA LENSES AND SHUTTERS					9136
1 U KINGDOM				7 39	
55 GERMANY W				21 781	
559 JAPAN		5 510		21 051	
990 U STATES		53 329		27 335 2	
		58 839		31 692 3	
COLLECTIONS OF ANTIQUITIES					9137
1 U KINGDOM		85 279		55 659 7	
43 AUSTRIA		9 79		2 663	
44 BELG LUX				86	
49 DENMARK				1 951	
54 FRANCE		12 363		12 217 4	
55 GERMANY W		5 705		11 468	
59 GREECE		11 92		2 001	
64 IRELAND				13 500	
67 ITALY		19 77		13 846	
73 NETHRLNDS		8 29		35 312	
82 SPAIN		17 73		41 69	
86 SWITZRLNO				40 31	
277 POLANO		3 890		3 890	
355 ISRAEL				1 758	
513 CEYLON				400	
516 HONG KONG		20 48		42 296	
519 INDIA				7 53	
524 MALAYA				7 34	
553 CHINA COM		19 70		8 206	
559 JAPAN		17 91		9 219	
578 TAIWAN				1 20	
583 THAILAND		8 86		1 198	
614 AUSTRALIA				6 32	
758 COLOMBIA				2 772	
774 PERU				3 762	
864 GUATEMALA				80 84	
874 MEXICO				6 44	
990 U STATES		53 035		610 068	
		173 717		146 233 4	
CYCLOMETERS AND SPEEDOMETERS					9138
1 U KINGDOM		2 316		101 60	
54 FRANCE				1 932	
55 GERMANY W		6 943		40 946	
67 ITALY				7 38	
73 NETHRLNDS		1 66		40 43	
85 SWEODEN				1 67	
990 U STATES		5 808		17 439 6	
		15 233		23 238 2	
GLOBES GEOGRAPHICAL					9139
1 U KINGDOM		1 375		15 937	
55 GERMANY W		24 99		7 926	
559 JAPAN				10 224	
990 U STATES		37 750		27 269 5	
		41 624		30 678 2	
MODELS OF INVENTIONS					9140
1 U KINGDOM		8 203		10 650	
54 FRANCE				950	
55 GERMANY W				3 96	
67 ITALY		2 74		7 61	
73 NETHRLNDS				818	
990 U STATES		11 601		40 489 8	
		20 078		41 847 3	
APPARATUS FOR INSTITUTIONS					9141
1 U KINGDOM		24 258		40 199 4	
43 AUSTRIA		60 4		70 39	
44 BELG LUX				3 281	
49 DENMARK		99		8 592	
54 FRANCE		20 58		14 652	
55 GERMANY W		37 892		16 353 8	
67 ITALY		9 48		3 347	
73 NETHRLNDS		41 81		16 503	
76 NORWAY				9 762	
85 SWEODEN		17 65		25 527	
86 SWITZRLNO		3 47		12 103	
246 CZECHO S		8 37		21 44	
258 GERMANY E				21 21	
355 ISRAEL				1 397	
427 UN SO AFR				1 634	
516 HONG KONG				92	
559 JAPAN		2 288		19 746	
614 AUSTRALIA				3 76	
822 BARBADOS				4 95	
886 P RICO		1 464		3 482	

IMPORTS BY COMMODITIES AND COUNTRIES

Commodity and Country	OCTOBER 1961		JANUARY TO OCTOBER 1961		Class Number
	Quantity	Value (\$)	Quantity	Value (\$)	
990 U STATES		980872		8465560	
OPERATING ROOM EQUIPMENT		1057613		9163384	9142
1 U KINGDOM		774		31372	
49 DENMARK				1206	
54 FRANCE				1116	
55 GERMANY W		1388		22816	
85 SWEDEN				1957	
86 SWITZRLND		50		50	
246 CZECHO S		170		7348	
559 JAPAN		367		12466	
990 U STATES		503374		5084065	
DENTAL INSTRUMENTS		506123		5162396	9143
1 U KINGDOM		13817		92826	
43 AUSTRIA				948	
49 DENMARK				2321	
54 FRANCE				1117	
55 GERMANY W		20064		236170	
67 ITALY		73		73	
85 SWEDEN				5194	
86 SWITZRLND		887		3950	
246 CZECHO S		1749		4734	
559 JAPAN		785		11133	
614 AUSTRALIA		453		453	
990 U STATES		170758		1903301	
SURGICAL TRUSSES AND SUPPORTS		208586		2262220	9144
1 U KINGDOM		62		1160	
990 U STATES		782		7276	
ARTICLES FOR THE BLIND		844		8436	9145
1 U KINGDOM				14035	
54 FRANCE				166	
86 SWITZRLND				3373	
559 JAPAN				269	
990 U STATES		3357		37031	
OPTICAL AND PHILOSOPHICAL INST		3357		54874	9146
1 U KINGDOM		33107		325496	
43 AUSTRIA		76		2457	
49 DENMARK				7476	
53 FINLAND		701		2235	
54 FRANCE		2855		17444	
55 GERMANY W		48459		356482	
67 ITALY		574		4889	
73 NETHRLNDS				2805	
82 SPAIN		186		955	
85 SWEDEN		1447		18318	
86 SWITZRLND		4957		24672	
246 CZECHO S				2875	
258 GERMANY E				207	
516 HONG KONG				12036	
559 JAPAN		165550		910813	
990 U STATES		331431		2936436	
MICROSCOPES AND PARTS	NO	589343		4625596	9147
1 U KINGDOM	54	14763	616	139475	
43 AUSTRIA		2584	42	18433	
54 FRANCE			5	2062	
55 GERMANY W	26	45736	1215	388353	
67 ITALY	1	200	20	2775	
73 NETHRLNDS	12	54	15	30170	
86 SWITZRLND	180	18390	350	68886	
246 CZECHO S	198	4346	331	13898	
258 GERMANY E	25	1994	290	58149	
559 JAPAN	5522	29303	48975	288079	
990 U STATES	2230	41281	5585	202714	
EDUCATIONAL FILMS	8248	158651	57444	1212994	9148
1 U KINGDOM		6659		109892	
44 BELG LUX		59		292	
49 DENMARK				350	
54 FRANCE		1215		10884	
55 GERMANY W				1706	
67 ITALY		175		1910	
73 NETHRLNDS				386	
85 SWEDEN				1089	
86 SWITZRLND				255	
277 POLAND				50	
288 YUGO SLAV				750	
427 UN SO AFR				139	
519 INDIA				1456	
559 JAPAN				1322	
614 AUSTRALIA				332	
828 TRINIDAD				96	
874 MEXICO		300		300	
990 U STATES		130851		1194915	
CINEMATOGRAPH CAMERAS		139259		1326124	9149
1 U KINGDOM				50624	
54 FRANCE				75	
55 GERMANY W		583		583	
990 U STATES		13593		238497	
		14176		289779	

IMPORTS BY COMMODITIES AND COUNTRIES

Commodity and Country	OCTOBER 1961		JANUARY TO OCTOBER 1961		Class Number
	Quantity	Value (\$)	Quantity	Value (\$)	
SURGICAL INSTRUMENTS					9150
1 U KINGDOM		54316		402678	
43 AUSTRIA		71		71	
44 BELG LUX				441	
49 DENMARK		2413		11692	
54 FRANCE		828		12831	
55 GERMANY W		58920		449699	
67 ITALY		3961		16656	
73 NETHRLNDS		1129		20919	
85 SWEDEN		7688		63806	
86 SWITZRLND		1573		28303	
258 GERMANY E				458	
516 HONG KONG				376	
519 INDIA		1603		1603	
527 PAKISTAN		12116		32580	
559 JAPAN		60237		316567	
874 MEXICO		6061		34524	
883 PANAMA		603		603	
990 U STATES		731321		7353995	
		942840		8747802	
BOATS OPEN PLEASURE	NO				9152
1 U KINGDOM	17	5917	429	105624	
49 DENMARK	1	525	24	12309	
53 FINLAND			3	495	
54 FRANCE			105	16519	
55 GERMANY W	2	186	276	55756	
67 ITALY			18	13551	
73 NETHRLNDS			12	10490	
76 NORWAY			22	3409	
85 SWEDEN			24	7813	
277 POLAND	2	226	53	2012	
559 JAPAN	200	3032	2356	53673	
990 U STATES	569	51099	5450	1226710	
	791	60985	8772	1508361	
LAUNCHES PLEASURE MOTIVE POWER	NO				9153
1 U KINGDOM			8	18527	
55 GERMANY W			2	2561	
559 JAPAN	2	2002	5	5620	
990 U STATES	15	54095	341	1803735	
	17	56097	356	1830443	
SHIPS AND VESSELS REPAIRS ON					9155
73 NETHRLNDS				16798	
822 BARBADOS				6263	
954 ST PIERRE		1168		16504	
990 U STATES		1913		128692	
		3081		168257	
SHIPS FOREIGN BUILT COASTAL	NO				9156
990 U STATES			2	225968	
			2	225968	
VESSELS FOREIGN BUILT N O P					9157
1 U KINGDOM		11043		348896	
49 DENMARK				178003	
55 GERMANY W				2512661	
73 NETHRLNDS				802255	
76 NORWAY		3263		67388	
258 GERMANY E				2499	
559 JAPAN				5390	
990 U STATES		24510		1023711	
		38816		4940803	
TRUCK TRAILERS	NO				9160
1 U KINGDOM			4	2458	
990 U STATES	17	79658	382	1681222	
	17	79658	386	1683680	
MOBILE HOMES	NO				9161
1 U KINGDOM			2	1807	
49 DENMARK			1	576	
990 U STATES	134	360945	1866	3462855	
	134	360945	1869	3465238	
BUGGIES CUTTERS VEHICLES N O P	NO				9162
1 U KINGDOM	28	1663	160	12429	
54 FRANCE				470	
55 GERMANY W			1	1973	
67 ITALY			5	1597	
76 NORWAY			9	4517	
990 U STATES	423	38856	4511	351462	
	451	40519	4686	372448	
CHILDRENS CARRIAGES AND PARTS	NO				9163
1 U KINGDOM	52	1789	2069	63605	
55 GERMANY W	10	287	30	881	
67 ITALY			13	128	
73 NETHRLNDS			47	317	
990 U STATES	387	2679	4456	45490	
	449	4755	6615	110421	
CHILDRENS SLEDS VEHICLES N O P					9164
1 U KINGDOM		733		7260	
54 FRANCE				99	
55 GERMANY W				1133	
67 ITALY				697	
73 NETHRLNDS		236		915	
76 NORWAY		259		859	
82 SPAIN				1912	
559 JAPAN				1669	
990 U STATES		66777		409641	
		68005		424185	
WAGONS AND SLEDS FARM AND PTS	NO				9166
1 U KINGDOM			2	6836	

IMPORTS BY COMMODITIES AND COUNTRIES

Commodity and Country	OCTOBER 1961		JANUARY TO OCTOBER 1961		Class Number
	Quantity	Value (\$)	Quantity	Value (\$)	
55 GERMANY W			1	1945	
73 NETHRLNDS				1947	
85 SWEDEN				912	
990 U STATES	58	20451	1343	412430	
WHEELBARROWS HAND TRUCKS CARTS	58	20451	1346	424070	9168
NO					
1 U KINGDOM	14	317	1860	29838	
49 DENMARK	37	4999	60	7933	
54 FRANCE			28	4993	
55 GERMANY W			244	3774	
73 NETHRLNDS			227	6563	
85 SWEDEN	144	21736	340	27861	
990 U STATES	5085	89223	81379	1095178	
TRUCKS AND CARS N O P	5280	116275	84138	1176140	9169
NO					
1 U KINGDOM		5907		30123	
44 BELG LUX				12770	
49 DENMARK				155	
54 FRANCE				476	
55 GERMANY W		5623		9281	
67 ITALY				1690	
76 NORWAY				904	
85 SWEDEN				718	
990 U STATES		27445		647624	
AIRCRAFT NOT OVER 1500 LB WT		38975		703741	
NO					
990 U STATES	31	111365	381	2196417	9171
AIRCRAFT 1501 TO 3000 LB WT	31	111365	381	2196417	9172
NO					
990 U STATES	10	249063	156	2847909	
AIRCRAFT 3001 TO 7500 LB WT	10	249063	156	2847909	9173
NO					
1 U KINGDOM			1	5000	
990 U STATES	1	20700	33	1491310	
AIRCRAFT OVER 7500 LB WEIGHT	1	20700	34	1496310	9174
NO					
1 U KINGDOM	1	2012059	15	28439261	
990 U STATES	9	14786909	30	34132923	
AIRCRAFT PTS EXCLUDING ENG PTS	10	16798968	45	62572184	9175
NO					
1 U KINGDOM		1465821		12974041	
44 BELG LUX				3115	
54 FRANCE		83395		111930	
55 GERMANY W		125		46056	
67 ITALY				600	
73 NETHRLNDS		366		24961	
246 CZECHO S				1249	
516 HONG KONG				22956	
559 JAPAN		3266		59279	
614 AUSTRALIA				19992	
744 ARGENTINA				4694	
752 BRAZIL				5910	
815 BERMUDA				80	
826 LEEW WIND		1643		1643	
848 CUBA		372		44062	
874 MEXICO		5306		257018	
886 P RICO		208		24555	
990 U STATES		8575512		82764261	
PAINTINGS UNDER 20 DOLLARS		10136014		96366402	9181
NO					
1 U KINGDOM	140	1012	914	6479	
43 AUSTRIA	114	761	2077	11264	
44 BELG LUX	115	131	885	2653	
49 DENMARK	196	1652	1267	9110	
54 FRANCE			449	3383	
55 GERMANY W			994	3548	
67 ITALY	274	2229	1618	13349	
73 NETHRLNDS	91	813	2436	11437	
82 SPAIN			9	51	
262 HUNGARY	10	50	198	856	
355 ISRAEL			6	56	
516 HONG KONG	282	253	336	421	
559 JAPAN			150	404	
990 U STATES	113	650	1007	4659	
PAINTINGS 20 DOLLARS OR OVER	1335	7551	12346	67670	9182
NO					
1 U KINGDOM		103121		655513	
43 AUSTRIA		4308		68237	
44 BELG LUX		70		4784	
49 DENMARK		375		4765	
54 FRANCE		26500		283784	
55 GERMANY W		275		16566	
59 GREECE				783	
64 IRELAND		145		635	
67 ITALY		36496		119660	
73 NETHRLNDS		16802		68552	
76 NORWAY				7010	
82 SPAIN		15316		52270	
86 SWITZRLND		100		14585	
262 HUNGARY		310		3643	
277 POLAND				350	
279 ROUMANIA				2249	
355 ISRAEL		2540		13078	
427 UN SO AFR				1051	
516 HONG KONG				705	
519 INDIA				1517	

IMPORTS BY COMMODITIES AND COUNTRIES

Commodity and Country	OCTOBER 1961		JANUARY TO OCTOBER 1961		Class Number
	Quantity	Value (\$)	Quantity	Value (\$)	
527 PAKISTAN				2802	
559 JAPAN				2807	
614 AUSTRALIA				2710	
744 ARGENTINA				150	
785 VENEZUELA		46000		46000	
813 BAHAMAS				1374	
815 BERMUDA				800	
822 BARBADOS				290	
824 JAMAICA				352	
867 HAITI				1947	
874 MEXICO				17142	
990 U STATES		252578		1247528	
		504236		2643639	
STATUES AND STATUETTES N O P					9183
1 U KINGDOM		848		46309	
43 AUSTRIA				4812	
49 DENMARK		500		6332	
54 FRANCE		341		4171	
55 GERMANY W		3724		20233	
59 GREECE				644	
67 ITALY		1661		35201	
73 NETHRLNDS				1046	
76 NORWAY		68		872	
82 SPAIN				935	
85 SWEDEN		699		2156	
86 SWITZRLND		77		586	
246 CZECHOS		600		600	
258 GERMANY E		638		2180	
415 KENYA		667		2817	
422 RHOD NYAS				210	
425 TANGANYKA		2832		3743	
513 CEYLON		52		1240	
516 HONG KONG		2037		15209	
519 INDIA		189		1638	
524 MALAYA				84	
553 CHINA COM		440		852	
559 JAPAN		6784		53991	
874 MEXICO		134		610	
990 U STATES		12380		80229	
		34671		286700	
PORCELAIN STATUES STATUETTES					9184
1 U KINGDOM		33029		337545	
43 AUSTRIA				1592	
44 BELG LUX		72		3158	
49 DENMARK		3363		8836	
54 FRANCE				3025	
55 GERMANY W		7176		89001	
67 ITALY		2545		19430	
73 NETHRLNDS				221	
82 SPAIN				376	
85 SWEDEN		53		767	
246 CZECHOS		52		797	
258 GERMANY E		1950		17448	
287 U S S R				318	
516 HONG KONG		55		2365	
559 JAPAN		15561		230945	
990 U STATES		3732		22962	
		67588		738786	
MATERIAL FOR HARD METAL COMPOS					9187
1 U KINGDOM				15828	
85 SWEDEN		6840		60975	
990 U STATES		38614		379591	
		45454		456394	
ARTICLES FOR FERTILIZER MFR					9191
1 U KINGDOM				807	
990 U STATES		3685		68698	
		3685		69505	
CANADIAN GOODS RETURNED					9195
1 U KINGDOM		281144		1347338	
43 AUSTRIA				7237	
44 BELG LUX		18542		48415	
49 DENMARK				3610	
53 FINLAND				1000	
54 FRANCE		17615		291943	
55 GERMANY W		417249		509477	
59 GREECE				3300	
64 IRELAND		700		12478	
67 ITALY		10898		84422	
73 NETHRLNDS		20701		85469	
76 NORWAY		971		11839	
78 PORTUGAL		13000		16181	
82 SPAIN		3081		8324	
85 SWEDEN		1609		90499	
86 SWITZRLND		6988		266951	
277 POLAND				9600	
287 U S S R				3770	
288 YUGO SLAV		146		2646	
313 BAHRAIN		725		1164	
319 KUWAIT				865	
344 ETHIOPIA		200		500	
355 ISRAEL		4416		15627	
363 LEBANON		4000		11498	
366 LIBYA				412	
382 TURKEY		150		10388	
385 UAR EGYPT		3000		17300	
414 GHANA				4395	

IMPORTS BY COMMODITIES AND COUNTRIES

Commodity and Country	OCTOBER 1961		JANUARY TO OCTOBER 1961		Class Number
	Quantity	Value (\$)	Quantity	Value (\$)	
415 KENYA		423		1464	
418 NIGERIA		2203		8349	
422 RHOD NYAS				1719	
427 UN SO AFR		3353		40147	
429 B AFR NES				47250	
446 ANGOLA				8015	
449 CONGO				11050	
473 MOROCCO				178	
513 CEYLON		2000		10000	
516 HONG KONG		11228		39008	
519 INDIA		7288		45955	
524 MALAYA				12000	
527 PAKISTAN		36919		77238	
548 CAMB LAOS				1913	
556 INDONESIA		1900		8000	
559 JAPAN		7025		50963	
564 KOREA		500		1600	
583 THAILAND				1609	
586 VIET NAM				2366	
614 AUSTRALIA		49242		101492	
622 NEW ZEAL		3000		19503	
716 B GUIANA		2037		25200	
719 FALKLAND				8000	
744 ARGENTINA		65		3546	
747 BOLIVIA				494	
752 BRAZIL		3000		5069	
755 CHILE				28902	
763 ECUADOR				363	
774 PERU		628		170435	
777 SURINAM				76500	
782 URUGUAY				3000	
785 VENEZUELA		6532		185872	
813 BAHAMAS		1000		81316	
815 BERMUDA		7000		99058	
822 BARBADOS		199		18969	
824 JAMAICA		11301		44251	
826 LEEW WIND				12357	
828 TRINIDAD		300		8997	
845 C RICA				2451	
848 CUBA				9133	
855 DOM REP				4400	
867 HAITI				29673	
869 HONDURAS		2217		2217	
874 MEXICO		10115		99485	
876 NETH ANT		126		5126	
879 NICARAGUA				12226	
883 PANAMA				926	
886 P RICO		2139		34042	
887 VIRGIN IS				1066	
954 ST PIERRE				10512	
990 U STATES		2038367		21170458	
		3015242		25510511	
EXWAREHOUSED SHIPS STORES NOP					9197
1 U KINGDOM		13584		106421	
54 FRANCE		2239		12609	
55 GERMANY W		211		747	
67 ITALY				53	
73 NETHRLNDS		340		5421	
76 NORWAY		71		359	
559 JAPAN				441	
716 B GUIANA		120		591	
822 BARBADOS		110		873	
828 TRINIDAD				346	
886 P RICO		110		2652	
990 U STATES		23437		158481	
		40222		288994	
BATTERY JARS GLASS OR RUBBER					9199
1 U KINGDOM		8889		78179	
55 GERMANY W				3924	
990 U STATES		163383		1295463	
		172272		1377566	
CORSET CLASPS STEELS WIRES					9202
1 U KINGDOM		1081		10099	
990 U STATES		2224		11410	
		3305		21509	
FEATHERS FLOWERS ART FOR HATS					9204
1 U KINGDOM				2539	
43 AUSTRIA				259	
54 FRANCE		5635		73294	
55 GERMANY W		7531		56141	
67 ITALY		259		2207	
86 SWITZRLND				207	
246 CZECHO S		4071		30790	
258 GERMANY E		2148		39295	
516 HONG KONG		2779		16083	
559 JAPAN		22855		202236	
990 U STATES		42389		268363	
		87667		621414	
RESCUE APPARATUS					9207
1 U KINGDOM		6008		32126	
49 DENMARK				4490	
54 FRANCE				2088	
55 GERMANY W		1359		30304	
67 ITALY				1058	
73 NETHRLNDS				2897	
85 SWEDEN				76	

IMPORTS BY COMMODITIES AND COUNTRIES

Commodity and Country	OCTOBER 1961		JANUARY TO OCTOBER 1961		Class Number
	Quantity	Value (\$)	Quantity	Value (\$)	
559 JAPAN				1 115	
990 U STATES		177057		2054985	
MATERIALS FOR TEXTILE PRINTING		184424		2129059	9208
1 U KINGDOM		2395		11890	
990 U STATES		3836		109548	
SALTS OF THORIUM OR CERIUM		6231		121438	
990 U STATES				30300	9209
VACCINE AND PLASMA CONTAINERS				30300	
1 U KINGDOM		2244		13625	9212
55 GERMANY W				271	
990 U STATES		47653		436038	
GOODS FREE BY ORDER IN COUNCIL		49897		449934	
1 U KINGDOM				632	9213
990 U STATES				27860	
SAFETY GLASS SHEET ADHESIVES				28492	
990 U STATES		95161		780915	9215
CARTRIDGES SHOT GUN SHELLS		95161		780915	
43 AUSTRIA		6823		23117	9237
54 FRANCE		17804		59002	
55 GERMANY W		4402		11107	
67 ITALY				10162	
262 HUNGARY				2023	
990 U STATES		1821		46699	
OEXTROSE SOLUTIONS THERAPEUTIC		30850		152110	
990 U STATES		94140		646222	9238
METALLIC CARTRIDGES AMMUNITION		94140		646222	
1 U KINGDOM		10263		20539	9239
43 AUSTRIA				1346	
49 DENMARK		10102		10754	
53 FINLAND		9705		36757	
54 FRANCE				712	
55 GERMANY W		54		10051	
67 ITALY		359		2133	
85 SWEDEN		4578		33105	
990 U STATES		12193		104377	
BLACKBOARDS OF SLATE OR PAPER		47254		219774	
1 U KINGDOM				107	9240
49 DENMARK				7054	
67 ITALY		11701		42378	
990 U STATES		47541		284463	
BIOLOGICAL PRODUCTS N O P		59242		334002	
1 U KINGDOM		9748		79195	9242
43 AUSTRIA		20183		26237	
49 DENMARK				73	
54 FRANCE		2215		3057	
55 GERMANY W		2219		2269	
85 SWEDEN				777	
614 AUSTRALIA				1319	
990 U STATES		144816		1751335	
BASKETS OF ALL KINDS N O P		179181		1864262	
1 U KINGDOM				7437	9243
43 AUSTRIA				287	
44 BELG LUX		520		4586	
49 DENMARK		95		262	
54 FRANCE		321		2774	
55 GERMANY W		559		8582	
67 ITALY		56		12908	
73 NETHRLNDS		213		414	
78 PORTUGAL		1344		22095	
82 SPAIN				5105	
246 CZECHO S		3600		21010	
262 HUNGARY				7393	
277 POLAND		1608		67180	
288 YUGO SLAV		1396		5118	
516 HONG KONG		3027		35193	
519 INDIA				269	
559 JAPAN		4432		136104	
822 BARBADOS				118	
874 MEXICO		1556		16893	
990 U STATES		19532		173275	
COMMUNION SETS CHURCH ARTICLES		38259		527003	
1 U KINGDOM		7628		43898	9244
43 AUSTRIA		328		2601	
44 BELG LUX		55		4280	
54 FRANCE		7883		200918	
55 GERMANY W		14104		110962	
59 GREECE		80		804	
64 IRELAND		2182		9219	
67 ITALY		31678		425516	
73 NETHRLNDS		368		8008	
78 PORTUGAL		411		842	
82 SPAIN		605		12311	
86 SWITZRLND		101		5086	
246 CZECHO S		7076		67243	

IMPORTS BY COMMODITIES AND COUNTRIES

Commodity and Country	OCTOBER 1961		JANUARY TO OCTOBER 1961		Class Number
	Quantity	Value (\$)	Quantity	Value (\$)	
258 GERMANY E				230	
287 U S S R		460		460	
355 ISRAEL		769		4514	
358 JORDAN		126		1809	
516 HONG KONG		5065		31727	
519 INDIA				251	
553 CHINA COM		1343		5142	
559 JAPAN		15072		156729	
578 TAIWAN		58		228	
874 MEXICO				967	
990 U STATES		64107		477884	
		159499		1571629	
CARTRIDGE CASES GUN WADS CAPS					9246
1 U KINGDOM		6884		8949	
43 AUSTRIA		669		1178	
54 FRANCE				38996	
55 GERMANY W		452		3378	
67 ITALY		1107		5119	
85 SWEDEN				1445	
559 JAPAN				253	
990 U STATES		12883		61125	
		21995		120443	
AMMUNITION N O P					9247
1 U KINGDOM		111889		258013	
43 AUSTRIA				460	
54 FRANCE				24346	
55 GERMANY W		1438		8116	
85 SWEDEN		719		2842	
86 SWITZRLND		60994		317910	
990 U STATES		64828		550690	
		239868		1162377	
ELECTRICAL ENERGY	MKWH				9249
990 U STATES	117	1934	285960	1260423	
	117	1934	285960	1260423	
INCUBATORS BROODERS AND PARTS	NO				9252
1 U KINGDOM			13	1374	
55 GERMANY W		2080		2080	
990 U STATES	509	81744	9003	668429	
	509	83824	9016	671883	
IRON SAND PRESSURE BLASTING					9253
1 U KINGDOM		6215		46424	
67 ITALY				4383	
85 SWEDEN				6920	
990 U STATES		60046		530809	
		66261		588536	
BALL POINT PENS AND PARTS					9254
1 U KINGDOM				1739	
49 DENMARK				1645	
54 FRANCE				6668	
55 GERMANY W		2326		15042	
67 ITALY		2879		17615	
86 SWITZRLND		1843		7622	
355 ISRAEL				3585	
559 JAPAN		6336		9403	
990 U STATES		234371		2181629	
		247755		2244948	
ALABASTER SPAR AMBER ORNAMENTS					9255
1 U KINGDOM		21931		208033	
43 AUSTRIA		2313		9314	
44 BELG LUX				406	
49 DENMARK		2483		10814	
54 FRANCE		1721		13246	
55 GERMANY W		29004		134905	
67 ITALY		21550		107167	
73 NETHRLNDS				746	
82 SPAIN				1588	
85 SWEDEN				3064	
86 SWITZRLND		243		2483	
246 CZECHO S		2663		14378	
258 GERMANY E		19363		80008	
277 POLAND		9083		82210	
415 KENYA		369		879	
425 TANGANYKA				2699	
516 HONG KONG		84654		406369	
519 INDIA		120		4566	
553 CHINA COM				221	
559 JAPAN		111835		552294	
874 MEXICO		497		1131	
990 U STATES		80027		373400	
		387856		2010121	
MACHINE CARD CLOTHING					9256
1 U KINGDOM		10452		120747	
44 BELG LUX		1004		1736	
55 GERMANY W				3930	
67 ITALY		240		750	
990 U STATES		39040		166022	
		50736		293185	
PENCILS BLACK OR COL LEAD NOP	GROSS				9257
1 U KINGDOM	563	2159	6840	23411	
55 GERMANY W	225	3094	13075	51470	
246 CZECHO S	79	254	5341	9182	
553 CHINA COM			2000	1041	
559 JAPAN	6028	4003	37889	35188	
990 U STATES	805	3280	10831	40966	
	7700	12790	75976	161258	

IMPORTS BY COMMODITIES AND COUNTRIES

Commodity and Country	OCTOBER 1961		JANUARY TO OCTOBER 1961		Class Number
	Quantity	Value (\$)	Quantity	Value (\$)	
PENCILS MECHANICAL					9258
1 U KINGDOM		271		6574	
49 DENMARK		614		2524	
54 FRANCE				349	
55 GERMANY W		163		5665	
559 JAPAN		134		2881	
990 U STATES		5925		55642	
		7107		73635	
PENS FOUNTAIN EXCPT BALL POINT					9259
1 U KINGDOM		74		4921	
55 GERMANY W		1759		12230	
67 ITALY		11090		71932	
516 HONG KONG				394	
559 JAPAN				620	
990 U STATES		4825		27737	
		17748		117634	
PENS N O P PENHOLDERS RULERS					9260
1 U KINGDOM		6680		21616	
54 FRANCE		1316		3549	
55 GERMANY W		1753		16433	
67 ITALY		72		6573	
73 NETHRLNDS				1623	
516 HONG KONG		104		1569	
559 JAPAN		3321		27056	
990 U STATES		28452		213858	
		41698		292277	
PRECIOUS STONES NOT MOUNTED					9262
1 U KINGDOM		61957		315033	
43 AUSTRIA		53964		459218	
44 BELG LUX				305	
54 FRANCE		3900		40315	
55 GERMANY W		52242		452017	
67 ITALY		493		2597	
73 NETHRLNDS		939		5988	
82 SPAIN		2079		4265	
86 SWITZRLND		899		18606	
246 CZECHO S		5878		92132	
427 UN SO AFR				597	
513 CEYLON				24958	
516 HONG KONG		224		17664	
519 INDIA		739		15518	
553 CHINA COM		550		4464	
559 JAPAN		42732		659222	
583 THAILAND		295		6337	
614 AUSTRALIA		1927		8387	
752 BRAZIL		165		3595	
758 COLOMBIA				761	
874 MEXICO		286		6762	
886 P RICO				6068	
990 U STATES		84622		600219	
		313821		2745028	
PULLEYS BELT POWER TRANS N O P					9263
1 U KINGDOM		2498		25482	
44 BELG LUX				622	
55 GERMANY W		71		259	
85 SWEDEN				12490	
990 U STATES		65257		586540	
		67826		625393	
SHOW CASES AND METAL PARTS					9265
1 U KINGDOM				360	
55 GERMANY W				130	
990 U STATES		39866		269814	
		39866		270304	
SIGNS LETTERS OTHER THAN PAPER					9266
1 U KINGDOM		3374		34295	
44 BELG LUX				2993	
54 FRANCE		110		2098	
55 GERMANY W		57		8224	
67 ITALY				1191	
73 NETHRLNDS				627	
85 SWEDEN		672		2515	
86 SWITZRLND		126		759	
516 HONG KONG		466		466	
559 JAPAN		933		3057	
990 U STATES		88768		818793	
		94506		875018	
MEASURING RULES AND TAPES					9267
1 U KINGDOM		7256		91480	
49 DENMARK				96	
55 GERMANY W		677		36829	
73 NETHRLNDS		424		4333	
86 SWITZRLND				470	
516 HONG KONG				1191	
559 JAPAN		3336		22682	
990 U STATES		45017		408602	
		56710		565683	
WASTE AND JUNK N O P					9269
1 U KINGDOM	CWT	62	308	947	4959
990 U STATES		549804	30192	1501098	161770
		549866	30507	1502045	166729
WAX VEGETABLE AND MINERAL N O P					9270
1 U KINGDOM	LB		269	465	
55 GERMANY W		2686	1219	39199	21002
258 GERMANY E		48489	7207	119055	17260
752 BRAZIL		6861	4798	364178	256817
874 MEXICO		801	489	34963	19715

IMPORTS BY COMMODITIES AND COUNTRIES

Commodity and Country	OCTOBER 1961		JANUARY TO OCTOBER 1961		Class Number
	Quantity	Value (\$)	Quantity	Value (\$)	
990 U STATES	72428	46318	1061909	645255	
WAX AND MANUFACTURES	131265	60031	1619573	960514	
1 U KINGDOM		145		7474	9271
55 GERMANY W		3572		131429	
67 ITALY		332		1876	
86 SWITZRLND		882		1289	
427 UN SO AFR				18182	
990 U STATES		24982		499350	
PREFAB BLDGS PANELS STRUCTURES		29913		659600	
1 U KINGDOM		69471		899376	9273
54 FRANCE		2008		63622	
55 GERMANY W				12848	
67 ITALY		65920		1687183	
73 NETHRLNDS		7090		7169	
990 U STATES		493034		3018240	
UNENUMERATED ARTICLES		637523		5688438	
990 U STATES				608188	9274
SHIPMENTS UNDER 50 DOLLARS				608188	
1 U KINGDOM		181742		1607651	9275
19 MALTA		62		206	
43 AUSTRIA		3321		28383	
44 BELG LUX		3541		31699	
49 DENMARK		5185		35286	
53 FINLAND		1154		5524	
54 FRANCE		23296		167572	
55 GERMANY W		29666		317048	
59 GREECE		313		2739	
63 ICELAND		100		342	
64 IRELAND		268		4931	
67 ITALY		10070		106002	
73 NETHRLNDS		9489		84382	
76 NORWAY		1938		15330	
78 PORTUGAL		525		7219	
82 SPAIN		2187		14663	
85 SWEDEN		5662		44944	
86 SWITZRLND		6500		54604	
245 BULGARIA				65	
246 CZECHO S		1612		11027	
258 GERMANY E		1005		4931	
262 HUNGARY		247		3007	
277 POLAND		646		5764	
279 ROUMANIA		24		850	
287 U S S R		489		1570	
288 YUGO SLAV		343		2452	
347 IRAN				113	
355 ISRAEL		461		5897	
358 JORDAN				316	
363 LEBANON				202	
382 TURKEY		87		118	
385 UAR EGYPT				603	
386 UAR SYRIA				3	
414 GHANA		67		294	
415 KENYA		106		723	
418 NIGERIA				354	
422 RHOO NYAS		4		50	
425 TANGANYKA				524	
426 UGANDA				30	
427 UN SO AFR		704		6328	
429 B AFR NES				132	
443 ALGERIA		14		321	
449 CONGO		50		104	
457 FR W AFR				50	
462 FR AF NES				122	
465 GUINEA				2	
473 MOROCCO				510	
476 MOZAMBOQUE		459		474	
487 TUNISIA		60		148	
513 CEYLON				720	
516 HONG KONG		9087		94936	
519 INDIA		1259		10492	
524 MALAYA		213		954	
527 PAKISTAN		240		2743	
542 AFGHAN		8		8	
545 BURMA				103	
548 CAMB LAOS				47	
553 CHINA COM		287		1531	
556 INDONESIA		35		88	
559 JAPAN		26836		274879	
564 KOREA		207		654	
567 PHIL		84		573	
578 TAIWAN		145		2332	
583 THAILAND		132		483	
586 VIET NAM		81		238	
614 AUSTRALIA		1310		13263	
617 FIJI		60		139	
622 NEW ZEAL		30		1451	
629 B OCE NES		25		25	
716 B GUIANA		374		1878	
744 ARGENTINA		75		1607	
747 BOLIVIA				30	
752 BRAZIL		128		500	
755 CHILE				9553	

IMPORTS BY COMMODITIES AND COUNTRIES

Commodity and Country	OCTOBER 1961		JANUARY TO OCTOBER 1961		Class Number
	Quantity	Value (\$)	Quantity	Value (\$)	
758 COLOMBIA				2 24	
763 ECUADOR		1 58		1 697	
774 PERU		4 6		1 2 4 2	
782 URUGUAY				1 9 4	
785 VENEZUELA		8 5		5 4 8	
813 BAHAMAS		1 6 3		2 4 4 3	
815 BERMUDA		1 1 0		1 3 4 1	
817 B HOND		7 8		3 6 1 6	
822 BARBADOS		2 6 4		2 5 5 6	
824 JAMAICA		4 6 0		4 8 9 7	
826 LEEW WIND				1 1 7	
828 TRINIDAD		1 1 4		1 9 1 0	
845 C RICA				2 4 6	
848 CUBA		1 2 4		1 2 4 0	
855 DOM REP		1 0 4		3 4 3	
857 EL SALVD		8 0		1 7 2	
862 FR W IND				2 7	
864 GUATEMALA		1 4 1		3 2 4 5	
867 HAITI		4 1		9 9 8	
869 HONDURAS		5 2 1		3 2 2 1	
874 MEXICO		1 2 0 6		2 1 6 8 0	
883 PANAMA				5 8 6	
886 P RICO		4 2 3		8 8 4 2	
949 GREENLAND				8 0	
954 ST PIERRE				1 5 4 8	
990 U STATES		4 5 7 0 9 1 5		4 2 9 5 4 0 4 7	
		4 9 0 7 0 4 6		4 6 0 1 1 8 9 6	

IMPORTS BY COMMODITIES AND COUNTRIES

Commodity and Country	OCTOBER 1961		JANUARY TO OCTOBER 1961		Class Number
	Quantity	Value (\$)	Quantity	Value (\$)	
<u>GROUP 10</u>					
<u>SPECIAL TRANSACTIONS NON TRADE</u>					
GOLD UNREFINED	TR OZ				9905
GOLD REFINED	TR OZ				9925
1 U KINGDOM	2823	100732	4044	143226	
55 GERMANY W			35	1503	
86 SWITZRLND			682	29930	
782 URUGUAY			4578	200000	
785 VENEZUELA			322	11390	
813 BAHAMAS	5065	184450	52754	1845064	
876 NETH ANT			3040	109124	
990 U STATES	818	31473	43943	1543108	
	8706	316655	109398	3883345	
GOLD COIN					9945
1 U KINGDOM		171530		341994	
43 AUSTRIA				1273	
55 GERMANY W		365		365	
86 SWITZRLND		129191		542931	
785 VENEZUELA				42745	
855 DOM REP				804654	
876 NETH ANT		140919		279382	
990 U STATES		3811		69896	
		445816		2083240	
CURRENT COIN N O P					9965
1 U KINGDOM		1210		11273	
73 NETHRLNDS				600	
874 MEXICO				7523	
990 U STATES		93129		554742	
		94339		574138	
IMPORTS FOR DIPLOMATS ETC					9980
1 U KINGDOM		357881		6931975	
43 AUSTRIA		374		52670	
44 BELG LUX		7351		509266	
49 DENMARK		1394		55718	
53 FINLAND		93		9622	
54 FRANCE		955946		9996568	
55 GERMANY W		184013		3132618	
59 GREECE				184282	
64 IRELAND		4150		16456	
67 ITALY		6528		274589	
73 NETHRLNDS		19887		126110	
76 NORWAY		24831		42739	
78 PORTUGAL		10828		39948	
82 SPAIN		4515		14992	
85 SWEDEN		12462		56439	
86 SWITZRLND		40561		92024	
246 CZECHO S		5162		34090	
277 POLAND		2580		26283	
287 U S S R		2790		7196	
288 YUGD SLAV		100		5231	
347 IRAN		257		885	
352 IRAQ				1000	
355 ISRAEL		5171		12678	
363 LEBANON		627		988	
369 SAUD ARAB				100	
382 TURKEY		280000		305257	
385 UAR EGYPT		7394		194762	
386 UAR SYRIA		190		2485	
414 GHANA		1389		5395	
418 NIGERIA				25000	
427 UN SO AFR		1004		23644	
429 B AFR NES				19558	
449 CONGO		10100		57313	
513 CEYLON		100		10358	
516 HONG KONG				12230	
519 INDIA		1080		29572	
524 MALAYA		3000		15185	
527 PAKISTAN		2050		20776	
553 CHINA COM				284	
556 INDONESIA				6700	
559 JAPAN		5810		57599	
567 PHIL		690		6940	
578 TAIWAN				1431	
583 THAILAND				4110	
586 VIET NAM		3622		14397	
614 AUSTRALIA		5002		17470	
622 NEW ZEAL				5604	
716 B GUIANA				2849	
744 ARGENTINA		160		5843	
752 BRAZIL		2825		6003	
755 CHILE				3404	
758 COLOMBIA				107	
763 ECUADOR		50		1650	
774 PERU		745		2005	
785 VENEZUELA				3904	
815 BERMUDA				200	
822 BARBADOS				451	
824 JAMAICA				6634	
828 TRINIDAD				3724	
848 CUBA		303		9881	

IMPORTS BY COMMODITIES AND COUNTRIES

Commodity and Country	OCTOBER 1961		JANUARY TO OCTOBER 1961		Class Number
	Quantity	Value (\$)	Quantity	Value (\$)	
855 DOM REP		335		3482	
867 HAITI				9493	
874 MEXICO		3084		18071	
876 NETH ANT				3600	
883 PANAMA		1100		1100	
886 P RICO				1558	
949 GREENLAND				250	
954 ST PIERRE				3094	
990 U STATES		6993612		55532393	
		8971146		78080233	
SETTLERS EFFECTS					9982
1 U KINGDOM		284835		2120745	
19 MALTA		210		5020	
43 AUSTRIA		1549		40664	
44 BELG LUX		30489		226674	
49 DENMARK		5190		67161	
53 FINLAND		10939		40434	
54 FRANCE		34513		360119	
55 GERMANY W		133243		1271338	
59 GREECE		11483		36755	
63 ICELAND				750	
64 IRELAND		500		13963	
67 ITALY		43850		331254	
73 NETHRLNDS		45989		646800	
76 NORWAY		3161		48154	
78 PORTUGAL		2550		26590	
82 SPAIN		5860		36923	
85 SWEDEN		7664		49355	
86 SWITZRLND		20586		144168	
246 CZECHO S				5311	
262 HUNGARY		376		16246	
277 POLAND		3930		46554	
279 ROUMANIA		650		3950	
287 U S S R		100		2925	
288 YUGO SLAV				8175	
316 CYPRUS		500		1550	
344 ETHIOPIA				1550	
347 IRAN		825		8710	
352 IRAQ				600	
355 ISRAEL		2225		48137	
363 LEBANON		2325		31693	
366 LIBYA		1000		16942	
369 SAUD ARAB				1017	
377 SUDAN		2204		2204	
382 TURKEY		3500		28617	
385 UAR EGYPT		3050		12959	
414 GHANA		400		4700	
415 KENYA		200		31060	
418 NIGERIA		200		9068	
422 RHOD NYAS		4340		38401	
425 TANGANYKA				3135	
427 UN SO AFR		30861		177249	
429 B AFR NES				1350	
443 ALGERIA		2400		12055	
446 ANGOLA				3900	
449 CONGO		500		3455	
468 LIBERIA				497	
473 MOROCCO		6120		12460	
479 PT AF NES				1000	
487 TUNISIA				1770	
513 CEYLON		640		3885	
516 HONG KONG		2546		70876	
519 INDIA		12108		65623	
524 MALAYA				17390	
527 PAKISTAN		6518		93813	
529 B E I NES		60		60	
545 BURMA				500	
548 CAMB LAOS				575	
553 CHINA COM				8100	
556 INDONESIA		745		2602	
559 JAPAN		7469		47947	
564 KOREA				1650	
567 PHIL		5000		12879	
578 TAIWAN		295		2235	
583 THAILAND		700		1885	
586 VIET NAM				5280	
614 AUSTRALIA		13364		176181	
617 FIJI				500	
622 NEW ZEAL		4400		31230	
716 B GUIANA		2600		26824	
744 ARGENTINA		1650		27613	
747 BOLIVIA		1000		4000	
752 BRAZIL		13069		66535	
755 CHILE				2500	
758 COLOMBIA		27000		39501	
763 ECUADOR		1050		7190	
774 PERU				17675	
782 URUGUAY				425	
785 VENEZUELA		39934		185050	
813 BAHAMAS				11991	
815 BERMUDA				21107	
822 BARBADOS		1000		4235	
824 JAMAICA		5653		63869	
826 LEEW WIND				2100	
828 TRINIDAD		4430		22944	
845 C RICA		1500		1500	

IMPORTS BY COMMODITIES AND COUNTRIES

197


Commodity and Country	OCTOBER 1961		JANUARY TO OCTOBER 1961		Class Number
	Quantity	Value (\$)	Quantity	Value (\$)	
848 CUBA				24963	
855 DOM REP				2676	
862 FR W IND				1000	
867 HAITI		200		7795	
874 MEXICO		5000		53612	
876 NETH ANT				8735	
879 NICARAGUA		700		1700	
883 PANAMA				711	
886 P RICO		300		300	
954 ST PIERRE				500	
990 U STATES		2067569		20154322	
		2934817		27308691	
PRIVATE DONATIONS AND GIFTS					9984
1 U KINGDDM		24116		141357	
43 AUSTRIA				470	
44 BELG LUX		750		1567	
49 DENMARK		1035		6506	
53 FINLAND				1200	
54 FRANCE		418		10544	
55 GERMANY W		4802		15534	
59 GREECE				50	
64 IRELAND				850	
67 ITALY		450		2596	
73 NETHRLNDS		250		11546	
76 NORWAY				4321	
82 SPAIN		166		166	
85 SWEDEN				3644	
86 SWITZRLND				5464	
277 POLAND		100		100	
382 TURKEY				50	
415 KENYA				3300	
427 UN SO AFR		487		3212	
516 HONG KONG				288	
524 MALAYA				1700	
559 JAPAN				150	
614 AUSTRALIA				2206	
622 NEW ZEAL				200	
716 G GUIANA				290	
758 COLOMBIA				2000	
785 VENEZUELA				80	
813 BAHAMAS				50	
815 BERMUDA				1918	
822 BARBADOS				1162	
869 HONDURAS				500	
874 MEXICO				155	
886 P RICO				75	
954 ST PIERRE				60	
990 U STATES		54464		456221	
		87038		679532	
TOURIST PURCHASES DUTY FREE					9986
1 U KINGDOM		624494		3967157	
15 GIBRALTAR		857		3433	
19 MALTA		491		1971	
43 AUSTRIA		12861		121871	
44 BELG LUX		8526		43261	
49 DENMARK		18359		125983	
53 FINLAND		3061		17198	
54 FRANCE		214366		882502	
55 GERMANY W		117488		883270	
59 GREECE		5794		37583	
63 ICELAND		209		1431	
64 IRELAND		26769		146589	
67 ITALY		108016		691399	
73 NETHRLNDS		45885		343507	
76 NORWAY		8249		52060	
78 PORTUGAL		5900		57963	
82 SPAIN		36864		133068	
85 SWEDEN		6929		44209	
86 SWITZRLND		39440		305540	
245 BULGARIA		264		577	
246 CZECHOS		2089		17793	
258 GERMANY E				187	
262 HUNGARY		567		4776	
277 POLAND		1599		17208	
279 ROUMANIA		124		681	
287 U S S R		723		24739	
288 YUGO SLAV		1110		4932	
316 CYPRUS				39	
329 B M E NES		69		971	
344 ETHIOPIA				546	
347 IRAN		636		2511	
352 IRAQ		238		683	
355 ISRAEL		14084		121259	
358 JORDAN		38		1497	
363 LEBANON		1520		6351	
366 LIBYA		40		1164	
369 SAUD ARAB				36	
374 SOMALIA				80	
382 TURKEY		737		2983	
385 UAR EGYPT		14083		115708	
386 UAR SYRIA		452		1495	
414 GHANA		36		516	
415 KENYA		788		3893	
418 NIGERIA		190		564	
422 RHOD NYAS				573	
425 TANGANYKA				30	

IMPORTS BY COMMODITIES AND COUNTRIES

Commodity and Country	OCTOBER 1961		JANUARY TO OCTOBER 1961		Class Number
	Quantity	Value (\$)	Quantity	Value (\$)	
427 UN SO AFR		1659		5232	
429 B AFR NES		443		15244	
443 ALGERIA		40		254	
449 CONGO		1592		16161	
454 FR EQ AFR		568		568	
468 LIBERIA		100		100	
473 MOROCCO				5993	
484 SPAN AFR		200		623	
487 TUNISIA				143	
513 CEYLON				959	
516 HONG KONG		34277		235455	
519 INDIA		3826		38938	
524 MALAYA		954		5846	
527 PAKISTAN		90		4739	
556 INDONESIA				218	
559 JAPAN		22350		279114	
564 KOREA		70		70	
567 PHIL				157	
578 TAIWAN		1128		4113	
583 THAILAND				1652	
586 VIET NAM		300		2928	
614 AUSTRALIA		2790		51437	
617 FIJI		77		4059	
622 NEW ZEAL		853		12683	
654 FR NE OCE		945		2159	
716 B GUIANA		161		2887	
744 ARGENTINA		674		12502	
747 BOLIVIA		15		1017	
752 BRAZIL		3171		22762	
755 CHILE		446		2636	
758 COLOMBIA		157		2294	
763 ECUADOR		155		580	
769 PARAGUAY				49	
774 PERU		535		10650	
777 SURINAM				152	
782 URUGUAY		66		149	
785 VENEZUELA		390		8988	
813 BAHAMAS		16690		197154	
815 BERMUDA		25947		307739	
822 BARBADOS		6922		100903	
824 JAMAICA		19966		270398	
826 LEEW WIND		253		4374	
828 TRINIDAD		1272		20453	
845 C RICA		100		268	
848 CUBA		122		3929	
855 DOM REP		25		413	
862 FR W IND		136		967	
864 GUATEMALA		429		3052	
867 HAITI		1336		29633	
869 HONDURAS		121		217	
874 MEXICO		31513		444627	
876 NETH ANT		473		18628	
879 NICARAGUA		50		102	
883 PANAMA		1363		4550	
886 P RICO		1154		39178	
887 VIRGIN IS		2420		13839	
949 GREENLAND		223		7217	
954 ST PIERRE		8371		57380	
990 U STATES		6138649		52457867	
		7659512		62928186	
IMPORTS FOR EXHIB COMPETITION					9988
1 U KINGDOM		387		571368	
54 FRANCE		50		20095	
55 GERMANY W				22807	
67 ITALY				17000	
73 NETHRLNDS		66908		69674	
85 SWEDEN				1500	
86 SWITZRLNO				2225	
277 POLAND				23825	
288 YUGO SLAV		47000		47000	
427 UN SO AFR				2275	
614 AUSTRALIA				1520	
752 BRAZIL		7245		7245	
815 BERMUOA				5000	
828 TRINIOAD				5730	
848 CUBA				500	
874 MEXICO				328065	
990 U STATES		1221299		9456310	
		1342889		10582139	
MOTION PICT FILM NOT SOLO EXP	FT				9990
1 U KINGDOM	20343	1690	541999	48398	
54 FRANCE	23259	1955	1232460	75281	
55 GERMANY W	7200	576	7200	576	
67 ITALY			5000	638	
246 CZECHO S			16844	1348	
279 ROUMANIA			10450	836	
385 UAR EGYPT	20000	3000	159595	22070	
449 CONGO	41550	6000	149148	18000	
519 INDIA			3000	500	
614 AUSTRALIA			63398	5176	
622 NEW ZEAL			2200	176	
782 URUGUAY			3064	1200	
785 VENEZUELA			28000	1025	
815 BERMUOA			16979	800	
822 BARBADOS			25500	2140	
848 CUBA			10000	800	

IMPORTS BY COMMODITIES AND COUNTRIES

Commodity and Country	OCTOBER 1961		JANUARY TO OCTOBER 1961		Class Number
	Quantity	Value (\$)	Quantity	Value (\$)	
862 FR W IND			6 000	4 80	
867 HAITI			25 100	2 008	
874 MEXICO			500	6 40	
886 P RICO			9 6072	3 966	
954 ST PIERRE	1 4745	11 37	11 6688	9 034	
990 U STATES	1028859	73950	15356385	1335836	
	<u>1155956</u>	<u>88308</u>	<u>17875582</u>	<u>1530928</u>	
PHOTO FILM PLATES NOT SOLD EXP					9 992
1 U KINGDOM		1 60		5 518	
54 FRANCE		11 47		29 31	
385 UAR EGYPT				60 50	
527 PAKISTAN				16 40	
614 AUSTRALIA		3 38		52 56	
815 BERMUDA				50	
824 JAMAICA				8 10	
867 HAITI				522	
990 U STATES		18329		93015	
		<u>19974</u>		<u>115792</u>	



Value, Price and Volume Indexes of Imports

The following table gives index numbers of the declared (statistical) value of imports by months, and of the unit value (price) and volume of these imports. The value index expresses the value of imports in a given month as a percentage of the monthly average in the base year. The price index is of the fixed-weight aggregative (Laspeyres) type, and combines unit values calculated from the monthly import statistics with specified wholesale or other price quotations. These latter quotations are used where inadequate quantity reporting or insufficiently homogeneous items in the trade statistics prevent the obtaining of sufficiently representative unit value series. The volume index is derived by dividing the value index by the corresponding price index, and is, therefore, of the currently-weighted (Paasche) type. These indexes are computed with 1948 as an interim reference base pending conversion to the Bureau's official post-war reference base (1949).

In computing the price index certain adjustments were made to the regular grouping of commodities used in the trade statistics, and all three indexes are presented on the basis of these adjusted groups. The chief adjustments are as follows: the two groups "agricultural and vegetable products" and "animals and animal products" have been combined into one group now titled "agricultural and animal products"; the sub-group "rubber and its products" (1678-1732) and the item "advertising matter" (4291) have been transferred to the "miscellaneous products" group; three "ships" items (9155-57) have been transferred to the "iron and steel and their products" group; and a few other adjustments designed to improve group classification by component material have been made. Beginning with statistics for January, 1960, the trade totals used for the purpose of all three indexes are also adjusted for "Special Transactions - Non-Trade" as described in the blue pages of the January, 1960, issue of this report. It should be noted that the item "arms, etc., British or N.A.T.O. countries" (9196) was already being deducted for index purposes from the "miscellaneous products" group and from the grand total prior to January, 1960.

These indexes are currently computed from the original data for months, quarters and calendar years. Approximate indexes for other periods may be obtained by averaging the monthly values. Although such indexes will be less accurate than would result from a separate computation based on the original data, the margin of error is insufficient to necessitate a lengthy separate computation.

A complete record of these series by months for the post-war period is published in issues of Volume I of the annual report "Trade of Canada". Some additional commodity information appears in issues of the "Review of Foreign Trade". Details of the computation of the price indexes are given in D.B.S. Reference Paper, No. 8, 1950, titled "Export and Import Price Indexes by Months, July, 1945 - June, 1950 (1948 = 100)".

Interim base, 1948 = 100

Month	Total			Agricultural and Animal Products			Fibres and Textiles			Wood Products and Paper			
	1959	1960	1961	1959	1960	1961	1959	1960	1961	1959	1960	1961	
INDEX OF DECLARED VALUES													
1	January	184.8	183.1	197.6	152.9	130.7	151.7	111.3	122.2	129.3	316.5	321.1	363.0
2	February	174.9	207.5	181.1	132.4	149.5	149.9	109.8	135.8	117.6	355.3	396.2	359.0
3	March	198.3	217.2	211.1	151.0	159.5	177.5	112.6	136.0	148.0	344.2	385.9	371.4
4	April	237.2	218.6	201.1	186.8	187.0	169.2	136.0	126.6	118.4	374.9	347.8	336.2
5	May	231.9	236.5	251.8	216.4	215.7	240.5	131.5	121.7	138.3	356.4	384.4	395.0
6	June	234.9	223.0	227.4	191.5	193.8	215.8	126.0	127.1	120.5	384.0	382.9	410.4
7	July	219.3	194.2	210.9	175.3	161.9	183.0	119.7	123.0	111.8	350.2	332.4	393.7
8	August	195.9	203.7	225.4	168.5	178.4	189.6	115.4	129.2	144.5	406.0	368.9	433.5
9	September	205.6	195.9	213.1 ^r	189.1	167.0	194.9	119.3	107.0	138.0	421.7	370.8	407.2
10	October	220.2	205.0	254.4	200.5	200.1	239.4	120.0	112.1	149.2	423.5	380.1	444.3
11	November	220.1	235.3		224.1	248.8		129.6	130.5		391.4	374.0	
12	December	201.9	197.1		198.3	208.5		119.6	110.5		353.7	322.6	
AI	Annual Index	210.4	209.8		182.2	183.4		120.9	124.6		373.1	363.9	
INDEX OF PRICES													
1	January	114.9	114.8	118.1	91.4	88.8	94.0	83.7	87.6	93.8	140.0	139.9	144.6
2	February	115.8	114.7	118.3	91.2	88.9	95.0	83.8	87.2	94.0	140.5	140.0	144.9
3	March	115.7	114.1	117.8	93.7	89.8	95.0	83.4	87.3	94.3	140.2	140.4	144.4
4	April	115.0	116.1	118.1	92.4	91.6	96.2	79.9	86.3	93.0	140.0	141.3	145.3
5	May	114.7	116.8	118.1	93.4	90.4	96.2	80.6	87.2	91.8	139.7	142.4	144.2
6	June	114.7	118.1	118.8	93.4	93.0	97.1	81.0	87.6	91.1	139.6	142.6	144.6
7	July	114.2	117.6	120.9	91.7	91.3	96.3	80.5	88.6	89.8	139.7	142.9	144.7
8	August	114.1	116.6	121.2	91.1	92.0	95.8	82.3	88.5	91.9	139.5	143.1	144.6
9	September	113.8	117.0	121.5 ^r	92.5	92.7	94.6 ^r	82.6	88.9	93.2 ^r	139.3	143.1	144.4
10	October	113.5	116.8	121.5	93.2	94.1	95.7	81.7	89.7	96.0	138.8	143.5	144.3
11	November	113.5	116.0		90.4	92.9		83.4	89.8		139.2	143.4	
12	December	114.2	116.5		89.1	92.3		85.5	91.4		139.4	143.9	
AI	Annual Index	114.4	116.1		91.3	91.1		82.3	88.0		139.7	142.2	
INDEX OF PHYSICAL VOLUME													
1	January	160.8	159.5	167.3	167.3	147.2	161.4	133.0	139.5	137.8	226.1	229.5	251.0
2	February	151.0	180.9	153.1	145.2	168.2	157.8	131.0	155.7	125.1	252.9	283.0	247.8
3	March	171.4	190.4	179.2	161.2	177.6	186.8	135.0	155.8	156.9	245.5	274.9	257.2
4	April	206.3	188.3	170.3	202.2	204.1	175.9	170.2	146.7	127.3	267.8	246.1	231.4
5	May	202.2	202.5	213.2	231.7	238.6	250.0	163.2	139.6	150.7	255.1	269.9	273.9
6	June	204.8	188.8	191.4	205.0	208.4	222.2	155.6	145.1	132.3	275.1	268.5	283.8
7	July	192.0	165.1	174.4	191.2	177.3	190.0	148.7	138.8	124.5	250.7	232.6	272.1
8	August	171.7	174.7	186.0	185.0	193.9	197.9	140.2	146.0	157.2	291.0	257.8	299.8
9	September	180.7	167.4	175.4 ^r	204.4	180.2	206.0 ^r	144.4	120.4	148.1 ^r	302.7	259.1	282.0
10	October	194.0	175.5	209.4	215.1	212.6	250.2	146.9	125.0	155.4	305.1	264.9	307.9
11	November	193.9	202.8		247.9	267.8		155.4	145.3		271.1	260.8	
12	December	176.8	169.2		222.6	225.9		139.9	120.9		253.7	224.2	
AI	Annual Index	183.9	180.7		199.6	201.3		146.9	141.6		267.1	255.9	

^r Revised figures.

MONTHLY INDEX NUMBERS OF DECLARED VALUES, PRICES AND PHYSICAL VOLUME OF IMPORTS, BY GROUPS

Interim base, 1948 = 100

Iron and Steel and their Products			Non-Ferrous Metals and their Products			Non-Metallic Minerals and their Products			Chemicals and Fertilizers			Miscellaneous Products			
1959	1960	1961	1959	1960	1961	1959	1960	1961	1959	1960	1961	1959	1960	1961	
INDEX OF DECLARED VALUES															
238.0	249.6	231.7	249.7	265.1	319.4	104.8	93.6	100.1	225.1	230.1	255.2	254.3	307.7	482.8	1
220.7	281.5	215.1	245.9	300.4	257.7	94.9	91.8	89.9	240.6	253.7	257.0	333.5	416.5	409.1	2
264.7	300.3	264.9	288.1	323.9	291.3	100.3	97.3	86.2	280.8	284.5	348.5	367.4	389.2	430.1	3
331.1	296.2	248.0	327.5	295.6	282.7	102.0	89.9	96.3	297.6	299.1	294.9	489.9	457.4	469.0	4
313.7	312.5	315.5	286.0	331.0	362.1	115.3	111.8	124.0	304.4	322.2	351.9	398.6	421.7	501.5	5
325.2	289.9	277.7	341.2	303.5	325.1	112.5	115.1	110.1	308.2	322.3	334.9	410.8	395.1	478.3	6
298.4	239.8	253.9	301.2	271.0	331.4	122.4	113.2	108.8	260.6	256.7	300.9	390.6	363.8	453.7	7
217.3	221.7	254.6	375.1	339.6	322.5	121.3	131.3	130.3	255.6	287.1	312.8	330.8	382.0	509.7	8
233.7	219.0	234.8	316.3	317.8	331.8	131.9	126.8	125.6	264.2	288.2	299.1	357.9	381.0	421.1	9
260.6	237.1	278.1	340.1	311.1	400.0	132.8	114.6	135.5	310.0	294.1	357.1	377.1	393.3	620.9	10
249.1	267.1		326.8	341.2		131.3	129.2		313.4	328.3		382.1	489.8		11
242.8	219.8		288.7	266.5		119.0	105.9		248.5	266.5		343.4	468.2		12
266.3	261.2		307.2	305.6		115.7	110.0		275.7	286.1		377.4	405.5		AI
INDEX OF PRICES															
144.9	144.7	150.1	134.2	136.7	141.3	103.4	99.1	98.9	112.6	110.0	113.9	111.0	125.1	116.0	1
147.1	144.2	149.9	135.2	137.3	139.8	104.4	98.9	100.1	111.1	110.0	113.9	111.7	125.9	115.2	2
146.1	144.1	149.7	135.2	136.9	136.5	103.4	96.3	99.6	111.2	109.6	113.8	112.4	125.0	111.9	3
145.2	145.9	150.0	135.1	138.3	138.6	104.8	100.8	100.2	111.8	111.0	113.8	111.6	126.2	110.1	4
144.7	147.8	149.5	135.1	139.6	138.7	102.3	100.5	101.4	112.4	111.7	113.9	113.8	128.6	110.2	5
143.8	148.7	152.3	134.7	139.8	139.7	103.2	102.1	99.6	110.9	112.2	114.6	114.7	131.8	113.5	6
143.5	148.1	156.7	135.4	137.8	144.4	101.9	101.5	101.9	111.2	113.5	119.2	118.0	132.0	114.5	7
143.2	146.4	156.3	135.1	138.0	146.7	101.6	99.2	102.2	110.9	113.3	120.5	118.1	130.7	114.4	8
142.8	146.8	156.2 ^x	134.5	137.6	145.4 ^x	99.6	100.8	103.9 ^x	111.4	112.8	118.8	118.8	127.0	115.9	9
142.4	147.5	156.0	134.9	139.5	143.1	98.6	98.3	102.3	109.6	113.4	118.6	119.6	121.3	116.0	10
143.4	146.2		135.3	138.2		98.2	98.0		110.0	112.3		120.2	120.1		11
143.6	148.3		135.6	138.6		99.7	97.4		109.9	113.5		122.5	117.1		12
144.2	146.5		135.1	138.3		101.8	99.1		110.9	111.9		116.3	125.7		AI
INDEX OF PHYSICAL VOLUME															
164.3	172.5	154.4	186.1	193.9	226.0	101.4	94.5	101.2	199.9	209.2	224.1	229.1	246.0	416.2	1
150.0	195.2	143.5	181.9	218.8	184.3	90.9	92.8	89.8	216.6	230.6	225.6	298.6	330.8	355.1	2
181.2	208.4	177.0	213.1	236.6	213.4	97.0	101.0	86.5	252.5	259.6	306.2	326.9	311.4	384.4	3
228.0	203.0	165.3	242.4	213.7	204.0	97.3	89.2	96.1	266.2	269.5	259.1	439.0	362.4	426.0	4
216.8	211.4	211.0	211.7	237.1	261.1	112.7	111.2	122.3	270.8	288.5	309.0	350.3	327.9	455.1	5
226.1	195.0	182.3	253.3	217.1	232.3	109.0	112.7	110.5	277.9	287.3	292.2	358.2	299.8	421.4	6
207.9	161.9	162.0	222.5	196.7	229.5	120.1	111.5	106.8	234.4	226.2	252.4	331.0	275.6	396.2	7
151.7	151.4	162.9	277.6	246.1	219.8	119.4	132.4	127.5	230.5	253.4	259.6	280.1	292.3	445.5	8
163.7	149.2	150.3 ^x	235.2	231.0	228.2 ^x	132.4	125.8	120.9 ^x	237.2	255.5	251.8	301.3	300.0	363.3	9
183.0	160.7	178.3	252.1	223.0	279.5	134.7	116.6	132.5	282.8	259.3	301.1	315.3	324.2	535.3	10
173.7	182.7		241.5	246.9		133.7	131.8		284.9	292.3		317.9	407.8		11
169.1	148.2		212.9	192.3		119.4	108.7		226.1	234.8		280.3	399.8		12
184.7	178.3		227.4	221.0		113.7	111.0		248.6	255.7		324.5	322.6		AI

CATALOGUE No.

65-007

MONTHLY



CANADA

TRADE OF CANADA

IMPORTS

NOVEMBER, 1961

AND

ELEVEN MONTHS ENDED NOVEMBER 1961


DOMINION BUREAU OF STATISTICS

International Trade Division

External Trade Section

CHANGES AFFECTING PREVIOUS REPORTS
Cumulative Totals adjusted in November Report

IMPORTS	1961 Import List No 11
<hr/>	
<u>January, 1961</u>	
Class Number	
6258 - Deduct from United States	-
6251 - Add to United States	-
6259 - Add to United States	-
	\$ 6,420
	\$ 5,310
	\$ 1,110
 <u>February, 1961</u>	
Class Number	
94 - Deduct from United States	100,000 lb.
94 - Add to Mexico	100,000 lb.
	\$11,030
	\$11,030
 <u>May, 1961</u>	
Class Number	
271 - Add to French West Africa	-
	\$ 4,888
 <u>August, 1961</u>	
Class Number	
5101 - Deduct from Germany West	2,168 cwt.
	-
 <u>September, 1961</u>	
Class Number	
5079 - Add to Germany West	197 cwt.
	\$19,367
7228 - Deduct from United States	1,427 cwt.
	\$ 5,163
7230 - Add to United States	1,427 cwt.
	\$ 5,163



DOMINION BUREAU OF STATISTICS
International Trade Division
External Trade Section

TRADE OF CANADA

IMPORTS

NOVEMBER, 1961

AND

ELEVEN MONTHS ENDED NOVEMBER, 1961

Published by Authority of
The Honourable George Hees, Minister of Trade and Commerce




TABLE OF CONTENTS

	Page
EXPLANATORY NOTES	2
KEY TO ABBREVIATIONS OF COUNTRIES	3
SUMMARY TABLES:	
Imports by Countries	4
Imports by Main Groups	7
DETAILED TABLES:	
Imports by Commodities and Countries:	
Agricultural and Vegetable Products (except Chemicals, Fibres and Wood):	Class Number
A – Mainly Food	1 to 390
B – Other than Food	1501 to 1846
Animals and Animal Products (except Chemicals and Fibres)	2012 to 2347
Fibres, Textiles and Textile Products	3001 to 3999
Wood, Wood Products and Paper	4002 to 4311
Iron and Its Products	5001 to 5894
Non-Ferrous Metals and Their Products (except Gold).....	6001 to 6325
Non-Metallic Minerals and Their Products (except Chemicals).....	7001 to 7315
Chemicals and Allied Products	8001 to 8950
Miscellaneous Commodities	9000 to 9275
Special Transactions – Non-Trade	9905 to 9992

VALUE, PRICE AND VOLUME INDEXES at end of report.

EXPLANATORY NOTES

1. **Source of Data.** Statistics of imports are based upon the declarations of importers (import entries) as subsequently checked by customs officials.
2. **Valuation.** The value of goods imported is usually the value as determined for customs duty purposes. In most cases this corresponds to the value shown on the invoice accompanying the goods, converted to Canadian dollars at authorized exchange rates (usually the commercial rate prevailing at the date on which the goods were actually dispatched to Canada), and excluding such charges as freight, insurance, handling and taxes. In effect, therefore, import values are taken f.o.b. point of shipment in the country of export.

Effective with statistics for January, 1959, the statistical value of imports on which dumping duty has been collected is considered to be the value of the goods as declared by the importer (i.e. the value for duty less the amount of dumping duty). This change in procedure is to conform with the principle that trade statistics should show, whenever possible, the actual amount paid for imports. Previously the statistical value of such imports was considered to be the value for duty.

3. **Units of Quantity.** Weight, where shown, is the net weight of the goods, excluding the weight of such packing as is required for shipment, except in certain special cases otherwise defined in the Customs Tariff. The expression "ton" means 2,000 pounds, and "cwt." 100 pounds, avoirdupois. Where other units of quantity are used. Imperial standards apply.

In this report are statistical classes such as "lawn mowers, power, and parts" which show a quantity in "number" and a value. In these classes the "number" refers only to the number of substantially complete units imported, while the value includes also the value of any parts of the commodity imported. For such classes the average value per unit cannot be ascertained.

4. **Coverage.** Statistics of imports include substantially all goods which enter Canada and are cleared by customs officials for domestic sale or use. The series therefore includes goods which are cleared by customs immediately on entry into the country, and goods cleared out of customs warehouses; but excludes goods placed in customs warehouses on entering the country. The technical phrase "Imports entered for consumption" which is sometimes used to describe Canadian import statistics does not imply that all imports will actually be consumed in Canada, but only that they are free to be so consumed without further customs formalities.
5. **Exclusions.** Import statistics exclude gold, but include gold products where the value of the gold content is less than 80% of the value of the commodity. A small amount of gold scrap in the form of jewellers' sweepings is also included. Other important exclusions are goods for the use of United States forces stationed at treaty bases in Canada, ships of British construction and registry imported for use in Canada, ships purchased for use in foreign trade, bunker supplies and ships' stores purchased by Canadian vessels abroad, temporary imports for exhibition or competition, Canadian-owned military equipment returned to Canada, and, from January 1, 1960, goods imported for foreign armed forces or diplomats stationed in Canada, settlers' effects, private donations and gifts, and tourist purchases exempt from duty (see blue pages of the January, 1960, issue of this report).
6. **Countries Credited.** Imports are usually credited to the country from which the goods were consigned to Canada. The country of consignment is the country from which goods have come to Canada without interruption of transit except in the course of transfer from one means of conveyance to another.

An exception to this rule is made in the case of imports of goods originating in Central or South America (including the Antilles and Bermuda) which are consigned to Canada from the United States. These imports are credited to the country in which the goods originated.

7. **Time Periods.** Import statistics for any month include all goods declared on import entries received at the Bureau of Statistics during the calendar month in question.
8. **Abbreviations.** Many descriptions of countries and commodities used in this report are abbreviated or incomplete because of mechanical limitations. A key to abbreviations of countries appears in this report, and full descriptions of all commodities appear in Volume III of the annual report "Trade of Canada". The letters "N.O.P." mean "not otherwise provided for", "N.E.S.", "not elsewhere specified".
9. **Revisions.** All statistics in this report are subject to revision. Revisions to previous reports are published on the coloured pages at the beginning of each monthly report.

KEY TO ABBREVIATIONS OF COUNTRIES

Note: The classification of Countries with a statement of the territorial limits used for statistical purposes will be found in the blue pages of the January, 1960 report with additional amendments of coverage in the January, 1961 report.

Afghan	Afghanistan	Italy	Italy
Albania	Albania	Jamaica	Jamaica
Algeria	Algeria	Japan	Japan
Angola	Angola	Jordan	Jordan
Argentina	Argentina	Kenya	Kenya
Australia	Australia	Korea	Korea
Austria	Austria	Kuwait	Kuwait
Bahamas	Bahamas	Lebanon	Lebanon
Bahrain	Bahrain	Leew Wind	Leeward and Windward Islands
Barbados	Barbados	Liberia	Liberia
Belg Lux	Belgium and Luxembourg	Libya	Libya
Bermuda	Bermuda	Malaya	Malaya and Singapore
Bolivia	Bolivia	Malta	Malta and Gozo
Brazil	Brazil	Mauritius	Mauritius and Dependencies
B Afr nes	British Africa n.e.s.	Mexico	Mexico
B E I nes	British East Indies n.e.s.	Morocco	Morocco
B Guiana	British Guiana	Mozambique	Mozambique
B Hond	British Honduras	Nethrlnds	Netherlands
B M E nes	British Middle East n.e.s.	Neth Ant	Netherlands Antilles
B Oce nes	British Oceania n.e.s.	New Zeal	New Zealand
Bulgaria	Bulgaria	Nicaragua	Nicaragua
Burma	Burma	Nigeria	Nigeria
Camb Laos	Cambodia and Laos	Norway	Norway
Ceylon	Ceylon	Pakistan	Pakistan
Chile	Chile	Panama	Panama
China Com	China, Communist	Paraguay	Paraguay
Colombia	Colombia	Peru	Peru
Congo	Congo	Phil	Philippines
C Rica	Costa Rica	Poland	Poland
Cuba	Cuba	Portugal	Portugal
Cyprus	Cyprus	Pt Af nes	Portuguese Africa n.e.s.
Czecho S	Czechoslovakia	Pt As nes	Portuguese Asia n.e.s.
Denmark	Denmark	Pt India	Portuguese India
Dom Rep	Dominican Republic	P Rico	Puerto Rico
Ecuador	Ecuador	Qatar	Qatar
El Salvd	El Salvador	Rhod Nyas	Rhodesia and Nyasaland
Ethiopia	Ethiopia	Roumania	Roumania
Falkland	Falkland Islands	Saud Arab	Saudi Arabia
Fiji	Fiji	S Leoné	Sierra Leone
Finland	Finland	Somalia	Somalia
France	France	Spain	Spain
Fr Af nes	French Africa n.e.s.	Span Afr	Spanish Africa
Fr Eq Afr	French Equatorial Africa	St Pierre	St. Pierre and Miquelon
Fr Guiana	French Guiana	Sudan	Sudan
Fr Ne Oce	French and Netherlands Oceania	Surinam	Surinam
Fr W Afr	French West Africa	Sweden	Sweden
Fr W Ind	French West Indies	Switzrld	Switzerland
Germany E	Germany, East	Taiwan	Taiwan (Republic of China)
Germany W	Germany, Federal Republic	Tanganyka	Tanganyika
Ghana	Ghana	Thailand	Thailand
Gibraltar	Gibraltar	Trinidad	Trinidad and Tobago
Greece	Greece	Tunisia	Tunisia
Greenland	Greenland	Turkey	Turkey
Guatemala	Guatemala	Uganda	Uganda
Guinea	Guinea	Un So Afr	Union of South Africa
Haiti	Haiti (Republic)	U S S R	Union of Soviet Socialist Republics
Honduras	Honduras	UAR Egypt	United Arab Republic-Egyptian Region
Hong Kong	Hong Kong	UAR Syria	United Arab Republic-Syrian Region
Hungary	Hungary	U Kingdom	United Kingdom
Iceland	Iceland	U States	United States
India	India	U S Ocea	United States Oceania
Indonesia	Indonesia	Virgin Is	United States Virgin Islands
Iran	Iran	Uruguay	Uruguay
Iraq	Iraq	Venezuela	Venezuela
Ireland	Ireland	Viet Nam	Viet-Nam
Israel	Israel	Yugo Slav	Yugoslavia

IMPORTS BY COUNTRIES

Country	November		January to November	
	1960	1961	1960	1961
	\$	\$	\$	\$
WESTERN EUROPE:				
United Kingdom	58,676,608	62,242,308	541,873,821	572,329,473
Gibraltar	-	4	1,651	4
Malta and Gozo	3,004	1,691	21,805	23,813
Austria	720,214	828,983	6,198,077	6,121,544
Belgium and Luxembourg	4,648,684	6,186,569	38,551,812	39,655,207
Denmark	1,275,164	1,334,193	8,835,602	10,327,893
Finland	108,745	108,940	930,135	1,013,198
France	5,412,878	6,102,063	46,317,484	49,531,729
Germany, Federal Republic	14,159,596	16,536,542	117,789,480	126,524,247
Greece	38,870	65,505	446,228	457,740
Iceland	107	462,460	14,782	704,175
Ireland	287,104	692,679	2,025,214	3,553,479
Italy	5,325,871	6,400,206	38,826,087	44,438,656
Netherlands	3,468,123	3,523,536	28,951,036	30,891,638
Norway	623,078	2,852,858	3,908,761	8,688,204
Portugal	474,341	721,923	2,902,739	4,602,738
Spain	1,125,218	1,425,343	6,457,734	7,747,354
Sweden	1,985,108	2,640,453	18,445,787	22,752,354
Switzerland	2,917,646	3,006,944	22,283,766	23,666,187
Commonwealth Countries	58,679,612	62,244,003	541,897,277	572,353,290
Other Countries	42,570,747	52,889,197	342,884,724	380,676,343
Total, Western Europe	101,250,359	115,133,200	884,782,001	953,029,633
EASTERN EUROPE:				
Albania	-	-	242	-
Bulgaria	528	6,781	5,281	23,618
Czechoslovakia	836,173	1,153,149	6,018,537	7,543,158
Germany, East	111,081	75,939	786,551	875,551
Hungary	27,035	33,139	296,267	363,265
Poland	279,076	507,123	1,784,570	2,902,631
Roumania	271	11,235	82,735	251,209
Union of Soviet Socialist Republics	385,529	80,404	2,695,587	2,285,843
Yugoslavia	209,092	357,081	745,125	1,508,119
Total, Eastern Europe	1,848,785	2,224,851	12,414,895	15,753,394
MIDDLE EAST:				
Bahrain	-	-	-	1,164
Cyprus	51,268	2,658	177,149	193,567
Kuwait	2,367,756	1,509,564	20,799,355	18,851,183
Qatar	739,266	1,929,568	7,138,989	8,723,711
British Middle East n.e.s.	7,259	4,875	59,023	48,110
Ethiopia	-	-	43,003	3,619
Iran	2,112,214	1,986,254	26,971,722	21,545,618
Iraq	133,328	158,891	142,817	184,588
Israel	176,128	276,386	2,240,204	2,990,805
Jordan	25	-	714	2,770
Lebanon	1,031	3,888	30,139	22,534
Libya	23	-	173	412
Saudi Arabia	5,478,317	4,282,932	36,211,043	42,269,173
Somalia	-	-	-	-
Sudan	4,584	18,830	82,673	71,641
Turkey	144,733	161,167	831,237	809,139
United Arab Republic-Egyptian Region	195,435	3,538	713,449	457,573
United Arab Republic-Syrian Region	10,796	60,180	81,959	195,933
Commonwealth Countries	3,165,549	3,446,665	28,174,516	27,817,735
Other Countries	8,256,614	6,952,066	67,349,133	68,553,805
Total, Middle East	11,422,163	10,398,731	95,523,649	96,371,540
OTHER AFRICA:				
Ghana	105,336	90,896	3,126,629	4,675,177
Kenya	464,580	313,217	2,218,090	3,298,664
Mauritius and Dependencies	-	2,191,262	2,099,608	4,701,238
Nigeria	391,463	309,565	4,357,823	3,422,886
Rhodesia and Nyasaland	261,901	210,567	830,656	1,236,270
Sierre Leone	-	-	4,652	7,587
Tanganyika	249,263	132,852	1,538,204	2,093,156
Uganda	248,333	149,559	1,176,144	2,216,213
Union of South Africa	1,597,030	2,024,504	10,367,301	11,059,481
British Africa n.e.s.	622	-	5,237	51,812

Country	November		January to November	
	1960	1961	1960	1961
	\$	\$	\$	\$
OTHER AFRICA - Concluded				
Algeria	12,908	7,988	146,674	152,259
Angola	104,763	10,289	207,417	122,247
Congo	145,842	275,541	1,762,795	1,146,921
French Equatorial Africa	40,240	329,554	183,948	693,124
French West Africa	16,179	329,637	166,281	789,004
French Africa n.e.s.	105	-	32,521	28,800
Guinea	370,901	99,581	2,656,482	4,004,762
Liberia	-	93,953	7,959	143,857
Morocco	25,672	35,585	211,108	149,880
Mozambique	-	1,174	500	31,453
Portuguese Africa n.e.s.	-	-	-	-
Spanish Africa	-	1,678	2,143	16,382
Tunisia	2,017	349	61,682	32,394
Commonwealth Countries	3,318,528	5,422,422	25,724,344	32,762,484
Other Countries	718,627	1,185,329	5,439,510	7,311,083
Total, Other Africa	4,037,155	6,607,751	31,163,854	40,073,567
OTHER ASIA:				
Ceylon	2,760,370	1,593,979	14,579,014	14,913,944
Hong Kong	929,376	1,359,725	14,282,811	13,158,808
India	3,794,643	3,570,950	27,087,974	31,219,978
Malaya and Singapore	3,673,968	2,673,504	26,955,335	21,818,039
Pakistan	104,794	251,443	936,542	2,069,284
British East Indies n.e.s.	41,072	52,805	230,437	286,117
Afghanistan	-	-	-	8
Burma	-	-	65,108	28,438
Cambodia and Laos	1,788	-	16,488	1,960
China, Communist	103,574	174,282	4,286,623	2,653,479
Indonesia	104,569	38,497	507,008	251,440
Japan	8,785,373	9,748,494	100,633,389	105,377,748
Korea	-	2,383	404,488	76,212
Philippines	99,355	94,704	1,741,964	1,457,557
Portuguese India	-	-	-	-
Portuguese Asia n.e.s.	-	-	-	-
Taiwan (Republic of China)	132,286	103,736	1,040,814	1,646,013
Thailand	72,138	60,366	771,800	545,531
Viet-Nam	-	-	4,569	7,626
Commonwealth Countries	11,304,223	9,502,406	84,072,113	83,466,170
Other Countries	9,299,083	10,222,462	109,472,251	112,046,012
Total, Other Asia	20,603,306	19,724,868	193,544,364	195,512,182
OCEANIA:				
Australia	7,764,265	5,980,734	32,733,315	34,528,077
Fiji	1,188	1,034	5,586,308	2,823,881
New Zealand	366,769	674,200	9,997,360	9,797,167
British Oceania n.e.s.	-	-	-	25
French and Netherlands Oceania	-	-	-	40,349
United States Oceania	-	9,460	21,163	47,938
Commonwealth Countries	8,132,222	6,655,968	48,316,983	47,149,150
Other Countries	-	9,460	21,163	88,287
Total, Oceania	8,132,222	6,665,428	48,338,146	47,237,437
SOUTH AMERICA:				
British Guiana	3,295,866	4,178,773	17,529,640	22,049,799
Falkland Islands	-	-	-	8,000
Argentina	124,990	574,004	2,697,248	3,143,952
Bolivia	3,730	32,040	443,297	753,977
Brazil	2,066,011	2,665,766	22,478,639	26,261,970
Chile	13,986	29,902	725,730	1,202,333
Colombia	1,425,892	992,744	11,703,072	12,099,809
Ecuador	792,995	557,170	10,330,249	7,100,589
French Guiana	-	-	-	-
Paraguay	12,776	84,184	623,300	787,060
Peru	217,077	918,558	2,917,827	4,090,704
Surinam	427,094	209,990	3,963,833	3,040,008
Uruguay	88,842	392,373	918,255	1,765,866
Venezuela	17,040,143	18,856,598	178,759,836	197,068,231
Commonwealth Countries	3,295,866	4,178,773	17,529,640	22,057,799
Other Countries	22,213,536	25,313,329	235,561,286	257,314,499
Total, South America	25,509,402	29,492,102	253,090,926	279,372,298

IMPORTS BY COUNTRIES - Concluded

Country	November		January to November	
	1960	1961	1960	1961
	\$	\$	\$	\$
CENTRAL AMERICA AND ANTILLES:				
Bahamas	1,498,662	33,618	2,603,059	417,873
Bermuda	8,190	20,709	698,961	217,403
British Honduras	30,333	284,223	75,034	750,145
West Indies Federation	6,118,962	5,428,956	54,163,590	56,376,113
Barbados	874,035	41,993	2,714,883	4,921,698
Jamaica	2,575,860	3,553,368	36,702,029	36,299,741
Leeward and Windward Islands	51,267	276,377	1,041,596	1,271,600
Trinidad and Tobago	2,617,800	1,557,218	13,705,082	13,883,074
Costa Rica	443,676	272,312	3,954,324	3,860,373
Cuba	334,258	69,365	7,153,486	4,805,124
Dominican Republic	146,126	251,576	1,392,219	1,190,809
El Salvador	46,532	62,346	780,430	1,021,979
French West Indies	-	-	28,295	426,216
Guatemala	269,772	112,670	2,592,905	2,218,155
Haiti	154,268	83,804	899,764	785,386
Honduras	235,044	503,962	2,883,971	7,017,356
Mexico	1,482,213	1,000,498	18,718,872	16,470,235
Netherlands Antilles	4,388,630	4,825,006	29,467,035	26,112,416
Nicaragua	25,840	9,877	165,871	197,422
Panama	401,718	704,232	5,992,235	5,709,183
Puerto Rico	261,231	258,405	2,375,706	2,272,251
United States Virgin Islands	-	-	32,403	1,066
Commonwealth Countries	7,656,147	5,767,506	57,540,644	57,761,534
Other Countries	8,189,308	8,154,053	76,437,516	72,087,971
Total, Central America and Antilles	15,845,455	13,921,559	133,978,160	129,849,505
NORTH AMERICA:				
Greenland	-	101,430	18	101,510
St. Pierre and Miquelon	3,565	2,702	56,937	40,697
United States	324,782,337	365,033,272	3,409,326,294	3,555,250,323
Total, North America	324,785,902	365,137,404	3,409,383,249	3,555,392,530
TOTAL, COMMONWEALTH COUNTRIES	95,552,147	97,217,743	803,255,517	843,368,162
TOTAL, OTHER COUNTRIES	417,882,602	472,088,151	4,258,963,727	4,469,223,924
GRAND TOTAL	513,434,749	569,305,894	5,062,219,244	5,312,592,086

IMPORTS FROM ALL COUNTRIES, FROM THE UNITED KINGDOM
AND FROM THE UNITED STATES, BY MAIN GROUPS

7

Main Group	November		January to November	
	1960	1961	1960	1961
	\$	\$	\$	\$
ALL COUNTRIES				
Agricultural and Vegetable Products (except Chemicals, Fibres and Wood)	76,691,787	77,253,819	618,012,624	645,545,465
Animals and Animal Products (except Chemicals and Fibres)	13,667,061	15,710,677	128,376,770	150,117,965
Fibres, Textiles and Textile Products	38,284,401	44,083,404	406,130,100	429,907,970
Wood, Wood Products and Paper	22,836,068	26,555,397	246,432,606	263,931,010
Iron and Its Products	173,200,423	184,378,343	1,902,744,508	1,864,790,649
Non-Ferrous Metals and Their Products	43,916,251	54,558,585	436,354,663	468,287,337
Non-Metallic Minerals and Their Products (except Chemicals)	66,083,392	68,643,793	618,601,089	633,019,406
Chemicals and Allied Products	32,070,610	36,979,838	312,039,308	343,597,701
Miscellaneous Commodities	46,684,756	61,142,038	393,527,576	513,394,583
Total	513,434,749	569,305,894	5,062,219,244	5,312,592,086
UNITED KINGDOM				
Agricultural and Vegetable Products (except Chemicals, Fibres and Wood)	6,562,476	5,499,734	35,669,112	36,610,060
Animals and Animal Products (except Chemicals and Fibres)	1,593,393	1,818,497	16,109,765	15,930,129
Fibres, Textiles and Textile Products	7,589,957	8,357,593	83,089,384	79,674,403
Wood, Wood Products and Paper	1,177,609	1,065,805	8,533,497	9,310,524
Iron and Its Products	24,947,403	22,427,473	253,022,247	237,914,704
Non-Ferrous Metals and Their Products	6,562,106	6,451,163	62,618,023	61,245,895
Non-Metallic Minerals and Their Products (except Chemicals)	2,866,670	3,560,722	27,304,939	29,933,028
Chemicals and Allied Products	3,781,558	4,465,810	22,871,815	27,385,175
Miscellaneous Commodities	3,595,436	8,595,511	32,655,039	74,325,555
Total	58,676,608	62,242,308	541,873,821	572,329,473
UNITED STATES				
Agricultural and Vegetable Products (except Chemicals, Fibres and Wood)	36,605,672	40,082,800	331,769,279	351,507,060
Animals and Animal Products (except Chemicals and Fibres)	8,279,716	7,396,159	75,198,136	89,254,401
Fibres, Textiles and Textile Products	19,667,516	22,860,242	202,960,039	219,574,746
Wood, Wood Products and Paper	18,374,762	21,090,483	212,047,978	223,978,715
Iron and Its Products	130,854,129	140,070,972	1,497,512,597	1,465,976,328
Non-Ferrous Metals and Their Products	26,170,631	33,463,073	274,186,425	298,577,769
Non-Metallic Minerals and Their Products (except Chemicals)	24,362,583	25,979,972	249,279,537	246,125,192
Chemicals and Allied Products	24,279,980	27,834,326	261,435,579	284,081,091
Miscellaneous Commodities	36,187,348	46,255,245	304,936,724	376,175,021
Total	324,782,337	365,033,272	3,409,326,294	3,555,250,323

IMPORTS BY COMMODITIES AND COUNTRIES

Commodity and Country	NOVEMBER 1961		JANUARY TO NOVEMBER 1961		Class Number
	Quantity	Value (\$)	Quantity	Value (\$)	
GROUP 1					
AGRICULTURAL PRODUCTS					
A MAINLY FOOD					
APPLES FRESH	LB				1
1 U KINGDOM			173700	19619	
622 NEW ZEAL			2174304	202698	
990 U STATES	5500046	289016	52221195	3855770	
	5500046	289016	55269199	4078087	
BANANAS AND PLANTAINS FRESH	LB				3
763 ECUADOR	7131293	524123	102630859	6798421	
817 B HOND	9254	981	115064	10493	
845 C RICA	3064188	225690	45221697	3173801	
855 DOM REP	27720	2186	3511450	229652	
864 GUATEMALA	130715	10160	15368907	923833	
869 HONDURAS	6010072	503157	89929292	6703623	
883 PANAMA	9517333	691771	83026176	5596765	
886 P RICO			4500	454	
990 U STATES	4000	455	141770	11764	
	25894575	1958523	339949715	23448806	
CRANBERRIES FRESH	LB				5
990 U STATES	517386	67962	2746841	362973	
	517386	67962	2746841	362973	
GRAPEFRUIT FRESH	LB				6
427 UN SO AFR			17500	1125	
516 HONG KONG	15918	1643	26272	3127	
824 JAMAICA			15959	1836	
848 CUBA			7500	334	
869 HONDURAS			919941	44178	
874 MEXICO			20400	1511	
990 U STATES	15931419	626506	146815849	5605960	
	15947337	628149	147823421	5658071	
LEMONS FRESH	LB				9
990 U STATES	2183658	146338	30015886	2189322	
	2183658	146338	30015886	2189322	
LIMES FRESH	LB				10
874 MEXICO			4532	728	
990 U STATES	8912	1193	477469	58333	
	8912	1193	482001	59061	
CANTALOUPE MUSKMELONS FRESH	LB				11
82 SPAIN			1030	51	
848 CUBA			300	50	
874 MEXICO			7850751	507533	
990 U STATES	637660	33072	29394300	1476556	
	637660	33072	37246381	1984190	
MELONS FRESH N O P	LB				12
82 SPAIN	134040	6118	277252	14829	
355 ISRAEL			18700	1550	
744 ARGENTINA			4250	457	
755 CHILE			481789	39996	
848 CUBA			500	84	
874 MEXICO			8934051	286587	
990 U STATES	146184	10381	93161535	2263027	
	280224	16499	102878077	2606530	
ORANGES MANDARINES FRESH	LB				13
1 U KINGDOM			64960	5664	
67 ITALY			59500	2886	
82 SPAIN			46000	8223	
355 ISRAEL			8687858	562600	
427 UN SO AFR			34502295	1646608	
578 TAIWAN			139000	18690	
824 JAMAICA	12320	737	18720	1153	
848 CUBA			127524	5135	
874 MEXICO	3538520	162289	19919219	1073046	
990 U STATES	18805377	1377606	252573452	20082164	
	22356217	1540632	516138528	23405169	
PEACHES FRESH	LB				14
755 CHILE			101121	14176	
990 U STATES	27850	1733	36359062	2140982	
	27850	1733	36460183	2155158	
PEARS FRESH	LB				15
1 U KINGDOM			29120	3676	
516 HONG KONG			700	75	
622 NEW ZEAL			87976	9729	
744 ARGENTINA			396193	49972	
755 CHILE			41957	5973	
990 U STATES	1754664	129657	23463950	2081038	
	1754664	129657	24019896	2150463	
PINEAPPLES FRESH	LB				16
848 CUBA			6011229	269466	
874 MEXICO	25346	1763	328742	19068	
886 P RICO	53645	4593	906554	63375	
990 U STATES	59455	4853	904136	66735	
	138446	11209	8150661	418644	
BERRIES FRESH N O P	LB				18
622 NEW ZEAL			8500	1488	
990 U STATES			69338	11336	
			77838	12824	

IMPORTS BY COMMODITIES AND COUNTRIES

Commodity and Country	NOVEMBER 1961		JANUARY TO NOVEMBER 1961		Class Number
	Quantity	Value (\$)	Quantity	Value (\$)	
STRAWBERRIES FRESH	LB				19
874 MEXICO			300	89	
990 U STATES	116463	32040	25105900	4494817	
	116463	32040	25106200	4494906	
FRESH FRUITS N O P	LB				20
848 CUBA			112900	16028	
874 MEXICO			11097	1609	
990 U STATES	320556	44612	2402022	360009	
	320556	44612	2526019	377646	
APRICOTS FRESH	LB				21
990 U STATES			2434706	183006	
CHERRIES SOUR FRESH	LB				22
990 U STATES			359516	87615	
			359516	87615	
CHERRIES FRESH N O P	LB				23
744 ARGENTINA			1740	1147	
755 CHILE			5562	2037	
990 U STATES			2610956	762664	
			2618258	765848	
GRAPES FRESH VITIS LABRUSCA	LB				24
990 U STATES			96726	6935	
			96726	6935	
GRAPES FRESH N O P	LB				25
1 U KINGDOM	10259	1293	19103	2501	
59 GREECE			21000	2400	
427 UN SO AFR			47206	4589	
755 CHILE			1496664	338533	
990 U STATES	31279205	2077336	152747888	11962491	
	31289464	2078629	154331861	12310514	
NECTARINES FRESH	LB				26
755 CHILE			86302	14811	
990 U STATES	820	188	2859030	267428	
	820	188	2945332	282239	
PRUNE PLUMS FRESH	LB				27
990 U STATES	700	187	4159014	302699	
	700	187	4159014	302699	
PLUMS FRESH N O P	LB				28
755 CHILE			152361	28796	
990 U STATES			14576756	1679937	
			14729117	1708733	
BLUEBERRIES FRESH	LB				29
990 U STATES			1066608	228656	
			1066608	228656	
RASPBERRIES FRESH	LB				30
990 U STATES	3400	912	57709	14525	
	3400	912	57709	14525	
APPLES DRIED	LB				31
67 ITALY			31000	9195	
614 AUSTRALIA			11200	4097	
990 U STATES	94127	39274	730368	275463	
	94127	39274	772568	288755	
APRICOTS NECTARINES DRIED	LB				32
1 U KINGDOM			52415	17219	
427 UN SO AFR	7500	2686	191175	69304	
614 AUSTRALIA	10700	5447	90550	39810	
990 U STATES	78464	34462	447366	208682	
	96664	42595	781506	335015	
CURRANTS DRIED	LB				34
614 AUSTRALIA	1125849	211155	3449348	644545	
990 U STATES	22241	4277	107712	20005	
	1148090	215432	3557060	664550	
DATES	LB				36
1 U KINGDOM			819856	79628	
54 FRANCE			1050	365	
55 GERMANY W			837900	75510	
73 NETHRLNDS	159000	29560	344900	66411	
347 IRAN	643160	60817	1812295	147327	
352 IRAQ	1402358	132187	1405058	132531	
516 HONG KONG	110	69	12257	3831	
553 CHINA COM			330	121	
990 U STATES	239633	64311	1246166	269071	
	2444261	286944	6479812	774795	
FIGS DRIED AND FIG PASTE	LB				37
59 GREECE	116750	14780	281750	42081	
67 ITALY	12011	2070	24022	4068	
78 PORTUGAL	227694	23453	716050	71137	
382 TURKEY	14400	2981	398884	45833	
614 AUSTRALIA			2000	879	
990 U STATES	193412	70560	1964832	444800	
	564267	113844	3387538	608798	
PEACHES DRIED	LB				38
1 U KINGDOM			350	67	
427 UN SO AFR			10950	2662	
990 U STATES	6716	2706	168410	70245	
	6716	2706	179710	72974	
PRUNES OR PLUMS DRIED UNPITTED	LB				39
744 ARGENTINA			206200	30600	
755 CHILE			18975	2723	
990 U STATES	1906819	515184	10001272	2682302	
	1906819	515184	10226447	2715625	
PEARS DRIED	LB				40
990 U STATES	10920	3075	77202	25516	
	10920	3075	77202	25516	

IMPORTS BY COMMODITIES AND COUNTRIES

Commodity and Country	NOVEMBER 1961		JANUARY TO NOVEMBER 1961		Class Number
	Quantity	Value (\$)	Quantity	Value (\$)	
RAISINS	LB				41
1 U KINGDOM	540	135	8180	1451	
82 SPAIN			1272	332	
427 UN SO AFR	40000	6485	40000	6485	
614 AUSTRALIA	11987847	2421729	27325770	5436298	
990 U STATES	2531399	441376	13840202	2387275	
	14559786	2869725	41215424	7831841	
FRUITS DRIED N O P	LB				42
427 UN SO AFR	368	378	3968	1369	
516 HONG KONG	5383	3588	23192	10488	
578 TAIWAN			2000	891	
990 U STATES	62358	33854	456456	209976	
	68109	37820	485616	222724	
RASPBERRIES FROZEN	LB				44
73 NETHRLNDS	75651	10281	517342	68446	
990 U STATES	7000	3260	57845	21444	
	82651	13541	575187	89890	
STRAWBERRIES FROZEN	LB				46
73 NETHRLNDS	30000	4305	603972	90505	
277 POLAND	205572	27475	287369	38802	
874 MEXICO	65550	10176	3876250	618482	
990 U STATES	12900	2515	2915255	640475	
	314022	44471	7682846	1388264	
FRUITS AND BERRIES FROZEN NOP	LB				48
73 NETHRLNDS	2222	491	2222	491	
277 POLAND	156903	23480	338665	42070	
614 AUSTRALIA			16860	2789	
990 U STATES	265008	32124	1964545	314959	
	424133	56095	2322292	360309	
APRICOTS CANNED	LB				49
1 U KINGDOM			27849	2981	
82 SPAIN			43452	4225	
427 UN SO AFR	373725	50454	2676172	353354	
614 AUSTRALIA			59161	9026	
990 U STATES	252509	34795	2104883	272707	
	626234	85249	4911517	642293	
PEACHES CANNED	LB				50
427 UN SO AFR			1620	176	
614 AUSTRALIA	51960	6538	449860	52483	
990 U STATES	4976004	528156	28081355	2966322	
	5027964	534694	28532835	3018981	
CHERRIES SULPHURED OR IN BRINE	LB				51
67 ITALY	1123597	203720	6399839	1095424	
73 NETHRLNDS	3571	345	41339	4359	
82 SPAIN	17500	3804	22340	4784	
990 U STATES			64580	13268	
	1144668	207869	6528098	1117835	
OLIVES SULPHURED OR IN BRINE	LB				52
59 GREECE	28145	5407	310483	72400	
67 ITALY			353	87	
78 PORTUGAL	24710	2947	152351	24768	
82 SPAIN	2027753	405420	8623752	1807439	
443 ALGERIA			352256	42668	
473 MOROCCO	2000	335	30777	4416	
755 CHILE	20540	4316	27360	7235	
774 PERU			7075	2476	
990 U STATES	458973	96091	2410954	499759	
	2562121	514516	11915361	2461248	
LEMON ORANGE GRAPEFRUIT RINDS					53
1 U KINGDOM		274		1069	
67 ITALY		2962		77095	
427 UN SO AFR				483	
516 HONG KONG		1157		10427	
886 P RICO				32962	
990 U STATES		19435		102651	
		23828		224687	
MARMALADES CANNEO	LB				54
1 U KINGDOM	379764	74962	2138277	398822	
55 GERMANY W			12875	2194	
64 IRELAND	4800	972	4800	972	
355 ISRAEL			1432	316	
427 UN SO AFR			2784	277	
824 JAMAICA			13200	1663	
990 U STATES	2375	621	13935	4244	
	386939	76625	2187303	408488	
PEARS IN CANS	LB				55
614 AUSTRALIA	50530	6326	566947	85649	
990 U STATES	826237	127595	4246710	639433	
	876767	133921	4813657	725082	
PINEAPPLE IN CANS	LB				56
427 UN SO AFR	239930	28259	6831822	837539	
524 MALAYA	1456100	134857	13102567	1157454	
567 PHIL			112896	15031	
578 TAIWAN	36000	3354	802625	80934	
614 AUSTRALIA	501772	91601	2937694	489400	
785 VENEZUELA			14164	1408	
848 CUBA			71720	11357	
874 MEXICO	235709	23859	4033595	402968	
886 P RICO			12956	1951	
990 U STATES	1733104	275246	14689398	2258449	
	4202615	557176	42609437	5256491	
FRUITS IN CANS N O P	LB				57
1 U KINGDOM	59700	8508	177896	25648	
49 OENMARK			71310	19440	
53 FINLAND			1916	362	
54 FRANCE			1844	122	

IMPORTS BY COMMODITIES AND COUNTRIES

Commodity and Country	NOVEMBER 1961		JANUARY TO NOVEMBER 1961		Class Number	
	Quantity	Value (\$)	Quantity	Value (\$)		
55 GERMANY W	360	99	90561	12707		
59 GREECE			6651	2066		
67 ITALY	13488	1434	13488	1434		
73 NETHRLNDS	72495	8707	1098146	172245		
85 SWEDEN	21765	3950	48960	9683		
355 ISRAEL			4585	1033		
516 HONG KONG	2696	1067	20583	5991		
559 JAPAN	276524	38108	6627410	724734		
578 TAIWAN			11270	2519		
614 AUSTRALIA			230592	45472		
752 BRAZIL			3600	409		
848 CUBA			2150	435		
855 DOM REP			55950	10095		
874 MEXICO			1358	431		
990 U STATES	278826	45909	3505721	551050		
	725854	107782	11973991	1585876		
CHERRIES FROZEN	LB					59
73 NETHRLNDS	10140	1401	74328	13279		
990 U STATES	131900	19171	3800598	655036		
	142040	20572	3874926	668315		
FRUITS NUTS PICKLED PRESERVED	GAL				60	
1 U KINGDOM	943	4315	13951	29663		
54 FRANCE	12	59	773	2121		
59 GREECE			394	1069		
67 ITALY	11021	14423	85205	59973		
73 NETHRLNDS			7258	5282		
78 PORTUGAL			500	596		
277 POLAND	113611	82019	333749	248463		
473 MOROCCO	1011	1590	7761	9928		
516 HONG KONG	2935	5314	10964	24699		
519 INDIA	594	1545	3521	10308		
559 JAPAN	178	653	728	2135		
578 TAIWAN			1680	3164		
822 BARBADOS			5310	3736		
826 LEEW WIND			643	651		
848 CUBA	1350	2307	44754	87624		
886 P RICO			2585	3347		
990 U STATES	3925	4530	85498	114519		
	135580	116755	605274	607278		
FRUIT PULP N O P	LB				61	
1 U KINGDOM			137030	9887		
49 DENMARK			11053	808		
67 ITALY	14421	838	28778	1713		
73 NETHRLNDS	205621	21037	1168749	95504		
82 SPAIN	61947	6479	293576	29240		
277 POLAND	203870	16656	823091	56625		
427 UN SO AFR	217400	23116	2162748	206585		
516 HONG KONG	964	462	9933	2184		
524 MALAYA			10828	1033		
567 PHIL			142432	16639		
614 AUSTRALIA	79050	14791	105345	20848		
855 DOM REP			107010	15138		
874 MEXICO	47612	4600	1319314	130165		
886 P RICO			106544	14057		
990 U STATES	256743	28619	2376344	348993		
	1087628	116598	8802775	949417		
JELLIES JAMS	LB				62	
1 U KINGDOM	574314	146184	2308096	541952		
44 BELG LUX	1656	633	15946	3604		
49 DENMARK			4864	1412		
53 FINLAND			9168	2651		
54 FRANCE			963	330		
55 GERMANY W	23331	4518	116084	22144		
59 GREECE			8865	3310		
64 IRELAND	2520	611	3720	872		
67 ITALY			36954	9324		
73 NETHRLNDS	15023	2908	97252	17999		
76 NORWAY	1047	247	4698	1678		
78 PORTUGAL			1875	696		
85 SWEDEN	4426	1491	10999	3527		
86 SWITZRLNO	336	100	14804	4909		
277 POLAND			2448	370		
427 UN SO AFR			20064	2416		
516 HONG KONG	2400	509	26475	5893		
824 JAMAICA	1680	323	9228	1881		
990 U STATES	49575	13431	267005	81097		
	676308	170955	2959508	706065		
GRAPEFRUIT ORANGE LEMON PULP	LB				63	
1 U KINGDOM	11920	2354	90870	14941		
82 SPAIN	16432	863	138322	8336		
355 ISRAEL			1440	123		
990 U STATES	31333	2904	702288	70522		
	59685	6121	932920	93922		
MIXED FRUITS IN CANS	LB				64	
1 U KINGDOM	915	166	3585	633		
516 HONG KONG	1390	271	2866	558		
559 JAPAN	135563	18455	230341	28597		
614 AUSTRALIA	105863	18834	249668	43905		
990 U STATES	8990249	1158784	43086233	5690905		
	9233980	1196510	43572693	5764598		
ORANGE JUICE CONCENTRATED FROZ	GAL				65	
874 MEXICO	9259	37386	54306	195897		
990 U STATES	238280	1034101	2675834	11061044		
	247539	1071487	2730140	11256941		

IMPORTS BY COMMODITIES AND COUNTRIES

Commodity and Country	NOVEMBER 1961		JANUARY TO NOVEMBER 1961		Class Number
	Quantity	Value (\$)	Quantity	Value (\$)	
FRUIT JUICE NOP CONCENTRD FROZ	GAL				66
73 NETHRLNDS	296	1354	2921	15823	
874 MEXICO	147	434	1281	3268	
990 U STATES	16472	41664	252104	732414	
		16915	43452	256306	751505
LEMON JUICE CONCENTRATED FROZ	GAL				67
990 U STATES	7551	15693	368523	813949	
		7551	15693	368523	813949
LEMON JUICE EXCEPT CONCENTRATD	GAL				68
1 U KINGDOM			1593	2595	
990 U STATES	9428	23481	148454	345585	
		9428	23481	150047	348180
ORANGE JUICE EXCEPT CONCENTRTRD	GAL				69
1 U KINGDOM			1995	2499	
355 ISRAEL			40152	30620	
427 UN SO AFR	36000	20946	42075	25752	
817 B HOND			113925	120427	
828 TRINIDAD	10800	12458	72592	82466	
990 U STATES	265323	287515	4344154	4913501	
	312123	320919	4614893	5175265	
PECTIN	LB				70
49 DENMARK	18300	16775	114840	104932	
55 GERMANY W	4000	3933	5000	4972	
990 U STATES	23594	28969	319863	426419	
		45894	49677	439703	536323
LEMON JUICE CONCENTRATED FRESH	GAL				71
67 ITALY			15047	34244	
990 U STATES	5635	19344	78700	242465	
		5635	19344	93747	276709
ORANGE JUICE CONCENTRATD FRESH	GAL				72
1 U KINGDOM			234	1256	
67 ITALY			786	3203	
427 UN SO AFR			5295	18179	
817 B HOND			4102	13096	
824 JAMAICA			1986	6960	
874 MEXICO			18826	62681	
990 U STATES	18329	74036	379130	1558057	
	18329	74036	410359	1663432	
GRAPE JUICE OVER 1 GALLON	GAL				
67 ITALY			530	1410	
990 U STATES	10578	20897	85379	204652	
		10578	20897	85909	206062
LIME JUICE NOT REFINED	GAL				74
824 JAMAICA	1338	910	4368	2853	
826 LEEW WIND	4180	2698	27174	22747	
828 TRINIDAD			6016	5119	
		5518	3608	37558	30719
BLENDED FRUIT JUICES EXC CONC	GAL				76
828 TRINIDAD			825	831	
990 U STATES	132911	116143	1683856	1505525	
		132911	116143	1684681	1506356
FRUIT JUICE NOP EXCEPT CONCENT	GAL				77
1 U KINGDOM	1835	3310	29670	46115	
43 AUSTRIA			2438	3841	
49 DENMARK			380	1040	
54 FRANCE	112	132	2093	2628	
55 GERMANY W	516	1061	6452	12021	
67 ITALY			1164	1723	
73 NETHRLNDS	262	731	10113	18275	
76 NORWAY			106	164	
614 AUSTRALIA			345	497	
824 JAMAICA			589	813	
874 MEXICO	100	235	280	576	
990 U STATES	59068	57811	391628	454092	
	61893	63280	445258	541785	
GRAPEFRUIT JUICE EXCEPT CONCEN	GAL				78
828 TRINIDAD	600	538	20478	18251	
990 U STATES	178259	119448	2430342	1685933	
		178859	119986	2450820	1704184
PINEAPPLE JUICE EXCEPT CONCENT	GAL				79
427 UN SO AFR			15040	10004	
524 MALAYA			5700	3608	
614 AUSTRALIA	1250	1275	4175	3872	
874 MEXICO	797	515	51047	30425	
886 P RICO			360	416	
990 U STATES	252032	160359	1281420	830892	
	254079	162149	1357742	879217	
FRUIT SYRUPS CONC JUICES N O P	GAL				80
1 U KINGDOM	4968	8587	40063	70192	
43 AUSTRIA			90	468	
44 BELG LUX			45	110	
49 DENMARK			121	607	
54 FRANCE	600	2013	125959	165490	
55 GERMANY W	29	103	4701	12325	
59 GREECE			75	270	
67 ITALY			1192	3377	
73 NETHRLNDS	418	2099	17427	31060	
82 SPAIN	60	282	520	2373	
86 SWITZRLND			20835	27019	
246 CZECHO S			4725	6551	
277 POLAND	1179	1584	943	1766	
288 YUGO SLAV			548	638	
427 UN SO AFR			1000	2488	
614 AUSTRALIA			190	2543	
990 U STATES	25235	99802	361464	1315474	
	32489	114470	579898	1642751	

IMPORTS BY COMMODITIES AND COUNTRIES

Commodity and Country	NOVEMBER 1961		JANUARY TO NOVEMBER 1961		Class Number
	Quantity	Value (\$)	Quantity	Value (\$)	
COCOANUTS	N0				81
817 B HONO	1000	103	16350	1616	
824 JAMAICA	18500	1350	42450	3857	
855 DOM REP	10000	725	92050	6825	
869 HONDURAS	5750	569	57150	4774	
883 PANAMA	19800	1578	19800	1578	
886 P RICO	42500	3051	585967	37933	
990 U STATES	12250	870	134975	9019	
	109800	8246	948742	65602	
COCOANUT DESICCATED	LB				83
1 U KINGDOM			4500	785	
513 CEYLON	833250	66564	5620112	439841	
519 INDIA			35000	2635	
567 PHIL	139900	16092	877100	102386	
990 U STATES	412882	117074	2949724	811794	
	1386032	199730	9486436	1357441	
COPRA NOT PREPARED	LB				84
ALMONDS NOT SHELLED	LB				91
67 ITALY	22000	3074	166920	24402	
78 PORTUGAL			43651	5010	
82 SPAIN	391165	67170	1061069	198170	
990 U STATES	73710	18799	237932	60720	
	486875	89043	1509572	288302	
BRAZIL NUTS NOT SHELLED	LB				92
1 U KINGDOM			163270	32555	
752 BRAZIL	100800	16014	1483390	239493	
	100800	16014	1646660	272048	
FILBERTS HAZEL NOT SHELLED	LB				93
67 ITALY	513295	118450	1264855	289532	
82 SPAIN	5380	1611	5380	1611	
990 U STATES	59588	15030	277653	75525	
	578263	135091	1547888	366668	
PEANUTS GREEN SHELLED OR NOT	LB				94
1 U KINGDOM			238962	37600	
355 ISRAEL			860094	129875	
385 UAR EGYPT			2518500	326556	
422 RHOD NYAS	1105038	141959	1925538	241763	
427 UN SO AFR	110800	12512	1536400	170848	
457 FR W AFR			5000	558	
519 INDIA			15567248	1601762	
553 CHINA COM			448040	47616	
752 BRAZIL	337864	27939	1917693	174087	
874 MEXICO	966000	112841	13870428	1793762	
990 U STATES	1744196	194371	31208749	3351514	
	4263898	489622	70096652	7875941	
PECANS NOT SHELLED	LB				95
990 U STATES	251639	73143	413556	136663	
	251639	73143	413556	136663	
WALNUTS NOT SHELLED	LB				96
67 ITALY			657924	133015	
519 INDIA			16800	2905	
990 U STATES	1132722	421832	1396388	520768	
	1132722	421832	2071112	656688	
OTHER NUTS NOT SHELLED	LB				97
67 ITALY	220	50	1125	315	
516 HONG KONG	710	238	11732	3737	
559 JAPAN			12045	3819	
990 U STATES	370512	87615	850303	248771	
	371442	87903	875205	256642	
ALMONDS SHELLED	LB				101
1 U KINGDOM	4700	3508	43541	30768	
67 ITALY			24066	12260	
78 PORTUGAL	9921	3935	56671	26798	
82 SPAIN	502845	245799	1866422	950283	
516 HONG KONG			700	1062	
990 U STATES	93704	73568	592000	422775	
	611170	326810	2583400	1443946	
PEANUTS N O P	LB				102
1 U KINGDOM			1024	357	
355 ISRAEL	2116	1123	2116	1123	
516 HONG KONG	1780	617	21283	6714	
524 MALAYA			2960	948	
990 U STATES	17267	6992	189879	40933	
	21163	8732	217262	50075	
WALNUTS SHELLED	LB				103
1 U KINGDOM			153944	73232	
54 FRANCE			68034	39438	
67 ITALY			308527	165137	
279 ROUMANIA			413532	206324	
382 TURKEY	2756	1417	119497	61632	
516 HONG KONG			144	107	
519 INDIA	9500	4960	2702984	1210319	
553 CHINA COM			2390586	927508	
990 U STATES	4200	3396	51545	32667	
	16456	9773	6208793	2716364	
OTHER NUTS SHELLED	LB				104
1 U KINGDOM			242	168	
67 ITALY	2810	1320	15323	10732	
516 HONG KONG	1006	360	10063	3600	
524 MALAYA			5600	1769	
990 U STATES	66849	44976	189166	135424	
	70665	46656	220394	151693	
BRAZIL NUTS SHELLED	LB				105
1 U KINGDOM	8960	6214	44688	28783	
747 BOLIVIA	6600	3416	100122	48894	

IMPORTS BY COMMODITIES AND COUNTRIES

Commodity and Country	NOVEMBER 1961		JANUARY TO NOVEMBER 1961		Class Number
	Quantity	Value (\$)	Quantity	Value (\$)	
752 BRAZIL	81660	28486	628926	303045	
774 PERU			14685	9369	
CASHEW NUTS SHELLED	97220	38116	788421	390091	
415 KENYA	LB		25800	11025	106
519 INDIA	366839	164921	3014620	1435717	
990 U STATES	7012	5035	249871	135136	
PECANS SHELLED	373851	169956	3290291	1581878	
990 U STATES	LB				107
FILBERTS SHELLED	140510	125956	994886	1108813	
1 U KINGDOM	11200	6909	20160	11795	108
55 GERMANY W			90285	49149	
67 ITALY	20943	11070	183618	100743	
82 SPAIN			12949	6304	
86 SWITZRLND	32980	18084	59105	32577	
382 TURKEY	239897	139360	448069	251531	
990 U STATES	3099	1991	46848	30515	
ONIONS GREEN INCL SHALLOTS	308119	177414	861034	482614	
73 NETHRLNDS	LB		6753	569	109
990 U STATES	985594	101770	10150218	908714	
CORN FRESH	985594	101770	10156971	909283	
990 U STATES	LB				110
ASPARAGUS FRESH	1050029	50412	15380196	825496	
874 MEXICO	1050029	50412	15380196	825496	
990 U STATES	LB				111
BEANS GREEN FRESH	7430	2213	95600	21010	
874 MEXICO	7430	2213	5735025	1002284	
990 U STATES	7430	2213	5830625	1023294	
BRUSSELS SPROUTS FRESH	LB				112
874 MEXICO	1348612	131784	164464	19282	
990 U STATES	1348612	131784	12009864	1180152	
BRUSSELS SPROUTS FRESH	LB		12174328	1199434	113
874 MEXICO	449682	45975	75690	6254	
990 U STATES	449682	45975	3723842	372303	
BEETS FRESH EXCEPT SUGAR BEETS	449682	45975	3799532	378557	
990 U STATES	LB				114
CABBAGE FRESH	17105	802	3211867	112208	
874 MEXICO	17105	802	3211867	112208	
990 U STATES	LB				115
CARROTS FRESH	503527	12142	551900	15728	
990 U STATES	503527	12142	68079585	1613257	
CARROTS FRESH	LB		68631485	1628985	116
990 U STATES	949662	44785	78623025	3502278	
CAULIFLOWER FRESH	949662	44785	78623025	3502278	
874 MEXICO	LB				117
990 U STATES	1471292	130758	31900	1911	
CELERY FRESH	1471292	130758	15412304	1316732	
990 U STATES	LB		15444204	1318643	118
CUCUMBERS FRESH	4675800	211635	91387980	3370314	
813 BAHAMAS	4675800	211635	91387980	3370314	
848 CUBA	LB				119
874 MEXICO	2604745	121129	508377	55013	
990 U STATES	2604745	121129	247702	19703	
LETTUCE FRESH	2604745	121129	603057	45486	
874 MEXICO	2604745	121129	27258147	1592595	
990 U STATES	2604745	121129	28617283	1712797	
MUSHROOMS FRESH	LB				120
54 FRANCE	15902260	639988	1449930	55874	
990 U STATES	15902260	639988	155500964	5637069	
ONIONS N O P INCL ONION SETS	15902260	639988	156950894	5692943	
67 ITALY	LB				121
73 NETHRLNDS	32370	8835	2246	980	
82 SPAIN	32370	8835	192263	59768	
473 MOROCCO			194509	60748	
622 NEW ZEAL	2592497	58217	381461	21022	
755 CHILE	11436	1126	353163	21694	
874 MEXICO			7114172	166828	
990 U STATES			59658	4897	
PEAS GREEN FRESH			805701	28036	
874 MEXICO	1478611	51849	5026732	164305	
990 U STATES	4082544	111192	304829	14476	
POTATOES SWEET AND YAMS FRESH	4082544	111192	42920833	1401527	
516 HONG KONG	LB		56866549	1822785	122
990 U STATES	12400	4251	468122	32318	
POTATOES FRESH EXCEPT SEED	12400	4251	1591721	137424	
990 U STATES	12400	4251	2059843	169742	
SPINACH FRESH	LB				123
874 MEXICO	660	118	17515	4906	
990 U STATES	900074	59339	7285490	550712	
POTATOES FRESH EXCEPT SEED	900734	59457	7303005	555618	
990 U STATES	LB				124
SPINACH FRESH	2020798	58538	222966305	4816041	
874 MEXICO	2020798	58538	222966305	4816041	
990 U STATES	LB				125
874 MEXICO	784782	50950	220580	8942	
990 U STATES	784782	50950	7536562	510488	
	784782	50950	7757142	519430	

IMPORTS BY COMMODITIES AND COUNTRIES

Commodity and Country	NOVEMBER 1961		JANUARY TO NOVEMBER 1961		Class Number
	Quantity	Value (\$)	Quantity	Value (\$)	
TOMATOES FRESH	LB				127
82 SPAIN			26308	1710	
484 SPAIN AFR			173595	14704	
813 BAHAMAS	26488	2040	1113454	78174	
848 CUBA			4919204	370525	
874 MEXICO	66338	5448	48306519	2261382	
990 U STATES	9705540	801255	95332622	7959892	
	9798366	808743	149871702	10686387	
VEGETABLES FRESH	LB				128
N O P					
1 U KINGDOM	7160	1708	52675	11185	
67 ITALY	6384	408	294576	27756	
516 HONG KONG	39776	5189	238948	34537	
744 ARGENTINA			528	84	
774 PERU			16515	2024	
848 CUBA			5055	386	
874 MEXICO			445705	42101	
990 U STATES	2991508	219606	34114284	2392265	
	3044828	226911	35168286	2510338	
PARSNIPS FRESH	LB				129
990 U STATES	79386	6541	1335088	96521	
	79386	6541	1335088	96521	
PEPPERS FRESH	LB				130
848 CUBA			24985	2015	
874 MEXICO			561508	45293	
990 U STATES	1437412	125551	11270934	1101606	
	1437412	125551	11857427	1148914	
MUSTARD LIQUID					131
1 U KINGDOM				514	
49 DENMARK				348	
54 FRANCE		6028		26180	
55 GERMANY W		1366		9485	
73 NETHRLNDS		686		4307	
86 SWITZRLNO				908	
516 HONG KONG		114		477	
990 U STATES		762		21601	
		8956		63820	
PASTE HASH VEGETABLE MEAT FISH	LB				132
1 U KINGDOM	165600	44885	261246	76009	
49 DENMARK	192	81	1296	495	
54 FRANCE	1010	852	18567	5724	
55 GERMANY W	106	62	5785	1485	
67 ITALY	6767	3348	44197	20727	
73 NETHRLNDS			16470	1980	
76 NORWAY	5010	994	15317	3194	
85 SWEDEN			81	87	
86 SWITZRLNO			4323	928	
262 HUNGARY			2944	437	
277 POLAND			24409	9117	
516 HONG KONG	363	197	7197	3401	
559 JAPAN	476	143	6467	1932	
990 U STATES	59044	19679	1128495	407786	
	238568	70241	1536794	533302	
POTATOES DRIED	LB				133
990 U STATES	257373	55628	2371084	641571	
	257373	55628	2371084	641571	
VEGETABLES DRIED	LB				134
N O P					
1 U KINGDOM	860	226	5907	1197	
44 BELG LUX			1827	851	
54 FRANCE	3000	1200	21829	12397	
55 GERMANY W	1050	988	22181	10160	
67 ITALY	6600	2855	53690	19933	
73 NETHRLNDS	1032	1280	11810	6702	
82 SPAIN			23244	6106	
245 BULGARIA			47095	9269	
246 CZECHO S			3067	4572	
262 HUNGARY	27038	3720	27038	3720	
277 POLAND			8805	1539	
355 ISRAEL			17749	5504	
385 UAR EGYPT	11272	2988	129110	29289	
422 RHOD NYAS			1170	973	
516 HONG KONG	8648	6327	64440	38648	
559 JAPAN	2555	3153	44600	79913	
990 U STATES	405264	118432	3947971	1306377	
	468019	141169	4431533	1537150	
VEGETABLES FROZEN	LB				135
1 LB OR LESS					
990 U STATES	501715	98049	6830894	1393550	
	501715	98049	6830894	1393550	
VEGETABLES FROZEN OVER 1 LB	LB				136
1 U KINGDOM			18200	2730	
44 BELG LUX			95400	15105	
73 NETHRLNDS	49560	7972	164120	25512	
990 U STATES	1279269	152786	5926335	826079	
	1329529	160758	6204055	869426	
TOMATOES CANNED	LB				137
67 ITALY	6019852	428775	14363240	1036686	
82 SPAIN	145449	8780	229245	14267	
990 U STATES	131663	14513	2622123	252606	
	6296964	452068	17214608	1303559	
TOMATO PASTE CANNED	LB				138
54 FRANCE			218544	22969	
59 GREECE		3274	131150	17903	
67 ITALY	26811		8151474	1034096	
78 PORTUGAL	1659131	207209	1604838	176913	
82 SPAIN	1005587	109648	390350	41883	
826 LEEW WIND			220240	34519	
874 MEXICO			43751	6619	

IMPORTS BY COMMODITIES AND COUNTRIES

Commodity and Country	NOVEMBER 1961		JANUARY TO NOVEMBER 1961		Class Number
	Quantity	Value (\$)	Quantity	Value (\$)	
990 U STATES	1578356	312466	8338232	1517446	
TOMATO PULP AND PUREE CANNED	4269885	632597	19098579	2852348	139
54 FRANCE	LB		66000	6389	
874 MEXICO			12900	925	
990 U STATES	4390	651	170946	17435	
TOMATO JUICE	4390	651	249846	24749	140
990 U STATES	1787489	123399	11937314	861085	
ASPARAGUS IN CANS	1787489	123399	11937314	861085	141
54 FRANCE	LB	3696	1257	14259	4399
55 GERMANY W			529	423	
82 SPAIN			881	402	
990 U STATES	229291	45742	1795833	348256	
CORN IN CANS	232987	46999	1811502	353480	143
990 U STATES	72800	13644	1016946	161399	
MUSHROOMS AND TRUFFLES IN CANS	72800	13644	1016946	161399	144
1 U KINGDOM	LB	75	72	75	72
49 DENMARK			391	331	
54 FRANCE	9503	2861	50978	24551	
55 GERMANY W	1372	841	6832	3399	
67 ITALY			360	338	
82 SPAIN	2250	849	12881	4274	
516 HONG KONG	50	137	3158	1812	
559 JAPAN	606	667	125324	41637	
578 TAIWAN			22500	8821	
990 U STATES	2277	1274	115862	54259	
PEAS IN CANS	16133	6701	338361	139494	145
1 U KINGDOM	LB	300	79	1300	328
44 BELG LUX	17104	3862	53037	12057	
54 FRANCE	7920	1289	14690	2842	
73 NETHRLNDS	6104	820	12056	1460	
473 MOROCCO			2626	423	
824 JAMAICA			690	177	
990 U STATES	37222	4307	474229	53441	
VEGETABLE JUICE N O P CANNEO	68650	10357	558628	70728	146
86 SWITZRLND	LB		4537	828	
990 U STATES	33940	3881	201408	26515	
VEGETABLES N O P IN CANS	33940	3881	205945	27343	147
1 U KINGDOM	LB	25680	4996	68501	10651
44 BELG LUX	38184	6155	175438	30513	
54 FRANCE	10358	3350	50600	13464	
55 GERMANY W	118521	12940	296645	31507	
59 GREECE	43677	5217	122388	17885	
67 ITALY	1352	641	145761	28039	
73 NETHRLNDS	96511	12829	286878	36746	
82 SPAIN	9872	1549	88633	12332	
246 CZECHO S			52855	2352	
385 UAR EGYPT			40308	10384	
487 TUNISIA			4700	4394	
516 HONG KONG	18099	4436	116282	30800	
559 JAPAN	4191	1463	42875	10542	
578 TAIWAN	66000	9007	277569	41289	
752 BRAZIL			18450	3032	
824 JAMAICA	2577	698	5547	1594	
990 U STATES	468807	51763	4669357	490766	
PIMENTOS IN CANS	903829	115044	6462787	776290	148
82 SPAIN	LB	47570	5907	113834	16700
559 JAPAN			2070	586	
990 U STATES	19782	8255	210267	49244	
BEANS GREEN OR WAX CANNED	67352	14162	326171	66530	149
44 BELG LUX	LB	3740	825	11765	4049
54 FRANCE	5624	954	37072	7319	
59 GREECE	3788	392	23357	2478	
67 ITALY			153402	24477	
73 NETHRLNDS	35241	4543	88122	10393	
990 U STATES	39740	5059	291171	32648	
BEANS BAKED CANNED	88133	11773	604889	81364	150
1 U KINGDOM	LB	3000	470	118654	13259
44 BELG LUX			6200	1142	
54 FRANCE	1320	198	8751	1376	
73 NETHRLNDS	15856	1971	49975	6426	
559 JAPAN			404	165	
990 U STATES	342220	33747	3791755	369887	
PICKLES PACKAGED RETAIL SALE	362396	36386	3975739	392255	151
1 U KINGDOM	GAL	424	1371	20736	70430
44 BELG LUX	50	221	87	378	
49 DENMARK	77	161	271	690	
54 FRANCE	628	1264	1470	2807	
55 GERMANY W	6145	7822	13126	20939	
67 ITALY	752	2085	4376	11137	
73 NETHRLNDS	96	270	844	1861	
82 SPAIN			606	861	
246 CZECHO S	1320	927	2895	1835	
277 POLAND	510	475	510	475	
516 HONG KONG	501	1024	8241	16000	

IMPORTS BY COMMODITIES AND COUNTRIES

Commodity and Country		NOVEMBER 1961		JANUARY TO NOVEMBER 1961		Class Number		
		Quantity	Value (\$)	Quantity	Value (\$)			
PICKLES N O P	519 INDIA	101	206	1218	3707	152		
	559 JAPAN	301	970	3482	8841			
	824 JAMAICA	283	652	283	652			
	990 U STATES	14832	25239	317015	416082			
		26020	42687	375160	556695			
		GAL						
	1 U KINGDOM	158	361	3094	8205			
	44 BELG LUX			65	155			
	53 FINLAND	168	420	168	420			
	54 FRANCE			55	98			
55 GERMANY W	638	1069	2735	4624				
59 GREECE	350	341	5499	3350				
67 ITALY	26311	40038	76540	105967				
73 NETHRLNDS	31515	34627	217729	209912				
82 SPAIN	38122	49675	127428	120052				
516 HONG KONG	1739	3602	11033	22745				
519 INDIA			115	406				
559 JAPAN	165	483	2725	5720				
990 U STATES	60916	35594	690105	451927				
	160082	166210	1137291	933581				
SAUCES N O P		GAL				153		
	1 U KINGDOM	302	1197	8169	26820			
	49 DENMARK	43	217	352	1458			
	54 FRANCE			180	657			
	55 GERMANY W	84	573	800	3343			
	67 ITALY			158	532			
	73 NETHRLNDS	83	359	2550	13011			
	86 SWITZRLND	294	520	1751	4703			
	516 HONG KONG	4979	11973	29106	63971			
	519 INDIA			160	1028			
524 MALAYA	74	426	74	426				
559 JAPAN	311	639	961	2410				
824 JAMAICA			556	1025				
990 U STATES	31643	68992	445168	972854				
	37813	84896	489285	1092238				
KETCHUP		GAL				154		
	990 U STATES	22640	39897	306207	496248			
SAUCES SOY		GAL				155		
	990 U STATES	22640	39897	306207	496248			
BEANS SOYA		BUSH				162		
	516 HONG KONG	21242	15904	89598	65139			
	559 JAPAN	5233	6585	19853	25656			
990 U STATES	6635	6923	44213	51030				
	33110	29482	153664	141825				
BEANS N O P		LB				163		
	516 HONG KONG	48	932	481	4918			
	990 U STATES	2330976	5735775	7805432	20887350			
	2331024	5736707	7805913	20892268				
INDIAN CORN		BUSH				167		
	744 ARGENTINA			1250	3283			
	990 U STATES	3171946	3817345	20276673	24466314			
		3171946	3817345	20277923	24469597			
		BUSH						
	874 MEXICO			5059	26170			
	990 U STATES	26085	19101	5265374	4192228			
		26085	19101	5270433	4218398			
		LB						
	1 U KINGDOM	19840	2327	157439	19599			
44 BELG LUX			9000	1013				
73 NETHRLNDS	1885	217	1885	217				
755 CHILE			4400	579				
990 U STATES	122900	9183	830566	70918				
	144625	11727	1003290	92326				
PEAS SPLIT		LB				169		
	1 U KINGDOM	19840	2327	157439	19599			
	44 BELG LUX			9000	1013			
	73 NETHRLNDS	1885	217	1885	217			
	755 CHILE			4400	579			
	990 U STATES	122900	9183	830566	70918			
		144625	11727	1003290	92326			
	PEAS N O P		LB					170
		1 U KINGDOM	30200	3836	35200		9636	
		67 ITALY			13118		1005	
73 NETHRLNDS		3761	378	3761	378			
78 PORTUGAL		16523	1463	24240	2209			
422 RHOD NYAS				6080	5604			
476 MOZAMBQUE				3660	4025			
614 AUSTRALIA				9000	635			
622 NEW ZEAL		14140	686	107365	7838			
874 MEXICO				145970	20998			
990 U STATES	417294	23601	1032572	66190				
	481918	29964	1380966	118518				

IMPORTS BY COMMODITIES AND COUNTRIES

Commodity and Country	NOVEMBER 1961		JANUARY TO NOVEMBER 1961		Class Number
	Quantity	Value (\$)	Quantity	Value (\$)	
RICE UNCLEANNED UNHULLED PADDY	CWT				171
67 ITALY			70062	469928	
73 NETHRLMDS			140311	1118719	
782 URUGUAY	44968	220125	227063	1098432	
990 U STATES	6377	46646	59683	413092	
	51345	266771	497119	3100171	
RICE CLEANED	CWT				172
1 U KINGDOM	24	336	24	336	
44 BELG LUX	25	167	50	310	
67 ITALY	639	6562	13715	93764	
73 NETHRLMDS	739	5854	3300	25984	
516 HONG KONG			214	1747	
559 JAPAN	6	79	6	79	
744 ARGENTINA			5492	16529	
752 BRAZIL			44093	180004	
782 URUGUAY	32863	148576	32863	148576	
990 U STATES	19689	230996	178259	1964503	
	53985	392570	278016	2431832	
WHEAT	BUSH				174
990 U STATES			2380	11205	
			2380	11205	
CEREALS UNMILLED N O P	BUSH				175
1 U KINGDOM			3879	10876	
990 U STATES	4222	4781	5599	6697	
	4222	4781	9478	17573	
ALFALFA OR GRASS MEAL DEHYD	CWT				180
76 NORWAY	400	953	600	1679	
990 U STATES	3763	8877	18974	42656	
	4163	9830	19574	44335	
BRAN AND MILL FEED	CWT				182
990 U STATES	1282	4232	11671	58308	
	1282	4232	11671	58308	
CORN MEAL	BBL				184
67 ITALY	74	1150	74	1150	
990 U STATES	11910	83122	87308	618071	
	11984	84272	87382	619221	
HOMINY CRACKED OR DRIED CORN	CWT				185
990 U STATES	18938	58941	168687	543622	
	18938	58941	168687	543622	
MALT FLOUR	LB				187
990 U STATES	9000	978	304011	26328	
	9000	978	304011	26328	
OATMEAL AND ROLLED OATS	LB				188
1 U KINGDOM	420	67	420	67	
990 U STATES			600	52	
	420	67	1020	119	
RICE STARCH FLOUR MEAL FEED	LB				189
54 FRANCE	661	75	5554	679	
55 GERMANY W	33000	2956	181500	16198	
73 NETHRLMDS			1670	351	
516 HONG KONG	12240	1918	69950	9905	
559 JAPAN			1003	297	
990 U STATES	102860	8977	1083850	96826	
	148761	13926	1343527	124256	
SAGO AND CASSAVA FLOUR	LB				192
1 U KINGDOM			24329	1659	
516 HONG KONG	3540	567	18040	2512	
524 MALAYA			15680	637	
583 THAILAND	64092	1984	2314456	76320	
752 BRAZIL	67134	2830	427565	19435	
990 U STATES	29540	4950	757541	66021	
	164306	10331	3557611	166584	
WHEAT FLOUR	CWT				194
990 U STATES	250	1335	2000	11159	
	250	1335	2000	11159	
CEREALS MILLED N O P	CWT				195
1 U KINGDOM			116	2869	
73 NETHRLMDS			25	227	
990 U STATES	1850	6551	7892	31406	
	1850	6551	8033	34502	
BISCUITS AND BREAD DIETARY					201
1 U KINGDOM		754		12870	
54 FRANCE		2763		3569	
76 NORWAY				318	
990 U STATES		3440		29488	
		6957		46245	
BISCUITS NOT SWEETENED N O P	LB				203
1 U KINGDOM	134396	49619	931243	294455	
44 BELG LUX			3485	836	
49 DENMARK	5778	922	23138	4395	
53 FINLAND			10665	2156	
54 FRANCE			131189	29902	
55 GERMANY W	10331	2719	18128	4895	
67 ITALY	2692	1452	2781	1547	
73 NETHRLMDS	28700	6731	161470	40644	
76 NORWAY	3094	583	77372	13335	
85 SWEDEN	54016	10010	508960	94425	
516 HONG KONG	272	163	5314	3582	
559 JAPAN	7899	3396	38814	15979	
990 U STATES	507163	122070	3229784	901507	
	754341	197665	5142343	1407658	
BISCUITS SWEETENED N O P	LB				204
1 U KINGDOM	1426494	598256	9144402	3643290	
43 AUSTRIA	6807	2899	28793	8230	
44 BELG LUX	72819	27006	339623	125595	
49 DENMARK	4852	1716	25659	7094	

IMPORTS BY COMMODITIES AND COUNTRIES

Commodity and Country	NOVEMBER 1961		JANUARY TO NOVEMBER 1961		Class Number
	Quantity	Value (\$)	Quantity	Value (\$)	
54 FRANCE	5626	2050	312584	80053	
55 GERMANY W	33740	15870	141207	58426	
64 IRELAND	13055	5470	48286	19394	
67 ITALY	22157	7018	65174	23374	
73 NETHRLNDS	116867	28374	515659	125605	
85 SWEDEN	2730	848	6649	1708	
86 SWITZRLND	2552	1045	26449	8929	
246 CZECHO S			240	134	
258 GERMANY E			4118	1051	
355 ISRAEL	2200	733	3250	1083	
516 HONG KONG	2901	1726	13321	7141	
559 JAPAN	7053	2403	16737	6070	
990 U STATES	105498	35726	1671787	460984	
BREAD PASSOVER MATZO	1825351	731140	12363938	4578161	205
1 U KINGDOM		426		1885	
55 GERMANY W				2485	
355 ISRAEL				10153	
990 U STATES		6003		342440	
CEREAL FOODS 25 POUNDS OR LESS		6429		356963	206
1 U KINGDOM	LB				
55 GERMANY W	78400	5076	412484	45565	
67 ITALY	8219	2123	77318	15501	
73 NETHRLNDS			2310	1462	
76 NORWAY	11512	1691	25500	4069	
86 SWITZRLND			12125	3038	
516 HDNG KONG	1696	325	4121	1247	
559 JAPAN	1670	311	8571	2555	
990 U STATES	585	204	3702	933	
	568228	184537	4238733	1161310	
CEREAL FOODS PREPARED N O P	670310	194267	4784864	1235680	207
1 U KINGDOM		1751		6920	
54 FRANCE				286	
55 GERMANY W		79		1972	
67 ITALY				185	
86 SWITZRLND				1334	
559 JAPAN		256		1337	
990 U STATES		33566		350190	
MACARONI AND VERMICELLI		35652		362224	208
54 FRANCE	LB				
67 ITALY			1971	264	
73 NETHRLNDS	84966	10899	264017	31174	
516 HDNG KONG	9774	1041	57454	6218	
559 JAPAN	10633	3413	68846	18009	
990 U STATES	150	55	8792	1575	
	165221	27225	2052815	321784	
MILK FOODS N D P	270744	42633	2453893	379024	209
1 U KINGDOM	LB				
55 GERMANY W	2200	870	32395	12256	
76 NORWAY			3360	2191	
85 SWEDEN	5898	2600	21714	9321	
990 U STATES	1455	488	2425	801	
	176373	80963	2061151	752208	
ARROWROOT	185926	84921	2121045	776777	221
614 AUSTRALIA	LB				
752 BRAZIL	53016	7494	69816	9542	
826 LEEW WIND	10500	1540	10500	1540	
990 U STATES			400000	46745	
			48100	7668	
MALT WHOLE CRUSHED OR GROUND	63516	9034	528416	65495	224
990 U STATES	LB				
			102000	5203	
SAGO AND TAPIOCA			102000	5203	225
1 U KINGDOM	LB				
524 MALAYA			10154	577	
556 INDONESIA	5511	367	139468	8082	
752 BRAZIL	33600	3786	75786	8680	
990 U STATES	52500	4396	205125	17810	
	97000	13627	1128215	162498	
ALL OTHER BREADSTUFFS N O P	188611	22176	1558748	197647	226
1 U KINGDOM		7690		10872	
55 GERMANY W		171		1447	
85 SWEDEN		464		464	
516 HONG KONG				1280	
990 U STATES		7287		61939	
CHOCOLATES IN RETAIL PACKAGES		15612		76002	239
1 U KINGDOM	LB				
43 AUSTRIA	164715	75148	1113307	618376	
44 BELG LUX		527	1502	1238	
49 DENMARK	760	142	1518	878	
53 FINLAND	500		10221	7036	
54 FRANCE			292	111	
55 GERMANY W	4204	2034	5907	3165	
59 GREECE	47212	28228	99467	54071	
64 IRELAND			458	480	
67 ITALY	99554	42976	800829	339189	
73 NETHRLNDS	2350	2643	6271	5900	
86 SWITZRLND	24241	17536	95036	50707	
246 CZECHO S	1534	1215	13999	10436	
355 ISRAEL			37102	7685	
990 U STATES	1944	1676	25831	8869	
	44532	21394	374823	181275	
	391331	132322	2586563	1289416	

IMPORTS BY COMMODITIES AND COUNTRIES

Commodity and Country	NOVEMBER 1961		JANUARY TO NOVEMBER 1961		Class Number
	Quantity	Value (\$)	Quantity	Value (\$)	
CONFECTIONERY CHOCOLATE N O P	LB				240
1 U KINGDOM	512611	187951	3902498	1493077	
43 AUSTRIA	2974	1401	15610	6818	
44 BELG LUX	15138	6094	48203	19202	
49 DENMARK	12098	3176	54413	21657	
53 FINLAND	4030	1525	11286	4377	
54 FRANCE	12610	5063	143196	45481	
55 GERMANY W	106041	62735	472853	262421	
59 GREECE			1841	386	
64 IRELAND	16218	3716	117452	45324	
67 ITALY	33377	23771	74806	56157	
73 NETHRLNDS	137515	53734	603665	244107	
76 NORWAY	210	95	4600	2426	
86 SWITZRLND	24168	19955	138880	99603	
246 CZECHO S	13735	4722	33895	13047	
277 POLAND			3832	546	
355 ISRAEL	10170	2184	113267	39351	
559 JAPAN			493	224	
990 U STATES	185395	61594	2004417	722589	
	1086290	437716	7745207	3076793	
FRUIT PIES FROZEN	LB				241
990 U STATES	162424	31264	887170	180887	
	162424	31264	887170	180887	
CONFECTIONS SWEETENED N O P	LB				242
1 U KINGDOM	151005	40554	807204	203015	
44 BELG LUX			12834	3269	
49 DENMARK	2160	959	106110	37316	
54 FRANCE	88	520	26038	13254	
55 GERMANY W	45365	13282	130487	41760	
64 IRELAND	21295	9474	69089	24660	
67 ITALY	48340	29413	62373	40153	
73 NETHRLNDS	78653	13087	413450	65684	
85 SWEDEN	985	673	985	673	
86 SWITZRLND			440	251	
516 HONG KONG	3380	1284	18269	7659	
559 JAPAN			790	198	
990 U STATES	554922	226050	5282883	1955167	
	906193	335296	6930952	2393059	
FRUITS PEELS CANOIED	LB				243
1 U KINGDOM	2325	587	3045	860	
54 FRANCE	49755	13055	1252944	303831	
55 GERMANY W			1020	759	
67 ITALY	1125	777	2075	1045	
73 NETHRLNDS	330	150	4056	1224	
82 SPAIN			132	58	
427 UN SO AFR			25800	2134	
516 HONG KONG			620	185	
578 TAIWAN			13500	3115	
614 AUSTRALIA	240	80	65114	7782	
990 U STATES	22416	7426	168145	46109	
	76191	22075	1536451	367102	
GINGER PRESERVED	LB				244
1 U KINGDOM	90	84	1630	1329	
516 HONG KONG	31660	8419	211626	44825	
559 JAPAN	1250	307	9508	1806	
578 TAIWAN			2000	895	
614 AUSTRALIA	600	244	2416	794	
	33600	9054	227180	49649	
SUGAR CANDY CONFECTIONERY NOP	LB				246
1 U KINGDOM	2264360	530785	16099893	3828689	
43 AUSTRIA	11215	1821	85618	20131	
44 BELG LUX	8693	2211	36510	11189	
49 DENMARK	4816	1424	221390	51019	
53 FINLAND	8589	2138	28320	6472	
54 FRANCE	37377	14895	185656	54988	
55 GERMANY W	61978	22908	278602	86493	
59 GREECE			3121	916	
64 IRELAND	14346	3555	250473	59137	
67 ITALY	119765	68402	251033	121692	
73 NETHRLNDS	238902	53871	1272983	270697	
82 SPAIN			584	519	
85 SWEDEN	3040	573	573112	96072	
86 SWITZRLND	5119	1639	7264	2821	
246 CZECHO S	34432	4148	226745	28581	
258 GERMANY E	23122	2966	94948	11895	
277 POLAND			48356	5955	
287 U S S R			3380	2237	
355 ISRAEL	33727	6434	267703	43458	
516 HONG KONG	25883	6176	99052	25939	
559 JAPAN	11095	4978	57508	20180	
614 AUSTRALIA			4872	567	
758 COLOMBIA			5137	807	
848 CUBA	24057	3581	24057	3581	
886 P RICO			7308	1184	
990 U STATES	391424	109168	3622128	952145	
	3321940	841673	23755753	5707364	
BUBBLE GUM	LB				247
1 U KINGDOM	141972	30356	297227	62612	
49 DENMARK	11810	4290	75851	30552	
54 FRANCE	5512	1475	29046	9689	
55 GERMANY W			6000	1185	
64 IRELAND	153543	29776	926737	180888	
73 NETHRLNDS	2493	972	13562	4046	
355 ISRAEL	10885	2022	19480	4097	
886 P RICO			22100	5994	
990 U STATES	40558	13589	539169	181393	
	366773	82480	1929172	480456	

IMPORTS BY COMMODITIES AND COUNTRIES

Commodity and Country	NOVEMBER 1961		JANUARY TO NOVEMBER 1961		Class Number
	Quantity	Value (\$)	Quantity	Value (\$)	
CHEWING GUM N O P	LB				249
1 U KINGDOM	2532	787	30051	7550	
49 DENMARK			14214	3769	
54 FRANCE	147	112	7886	3872	
55 GERMANY W			2093	774	
73 NETHRLNDS	7628	2165	40830	11303	
990 U STATES	4669	3529	133301	48470	
	14976	6593	228375	75738	
GLUCOSE AND SYRUP CORN SYRUP	CWT				251
1 U KINGDOM	136	837	8968	53810	
55 GERMANY W	68	2897	351	11359	
73 NETHRLNDS	46	401	474	5482	
427 UN SO AFR	222	894	1110	4700	
990 U STATES	3558	28394	76427	586218	
	4030	33423	87330	661569	
MOLASSES OF CANE N O P	GAL				252
427 UN SO AFR			1470400	136286	
716 B GUIANA	1288593	154040	4785541	568784	
822 BARBADOS			3426798	357945	
828 TRINIDAD	976104	116830	5746916	758776	
848 CUBA			1531742	170004	
886 P RICO			1986031	236898	
990 U STATES	198157	34728	1777306	338741	
	2462854	305598	20724734	2567434	
MOLASSES FOR HUMAN CONSUMPTION	GAL				255
822 BARBADOS	8381	7231	1360265	720613	
990 U STATES	9168	10674	55920	58865	
	17549	17905	1416185	779478	
SYRUPS OF CANE OR BEET N O P	GAL				256
1 U KINGDOM	1117	1538	21305	29820	
990 U STATES	451	1246	1903	5203	
	1568	2784	23208	35023	
SUGAR RAW IMPORTED BY REFINERS	CWT				262
417 MAURITIUS	641089	2191262	1371946	4701238	
427 UN SO AFR	307578	1179851	5942226	2346307	
614 AUSTRALIA	300263	1002256	3623507	12155761	
617 FIJI			701023	2817104	
716 B GUIANA	562654	1886768	2379772	8745202	
817 B HOND	70693	282950	137488	525874	
822 BARBADOS			887310	3566640	
824 JAMAICA			2134896	8678338	
826 LEEW WIND	71610	249441	235138	876038	
828 TRINIDAD	1142	4014	933260	3631848	
848 CUBA			733776	2456946	
862 FR W IND			44315	124791	
	1955029	6796542	13776657	50626087	
SUGAR RAW N O P	CWT				263
716 B GUIANA	7878	32940	50264	209059	
855 DOM REP			95050	357033	
862 FR W IND			92150	293988	
	7878	32940	237464	860080	
SUGAR REFINED	CWT				264
1 U KINGDOM	28	363	78	1053	
73 NETHRLNDS			29	260	
848 CUBA			85000	466268	
990 U STATES	14	235	198	4113	
	42	598	85305	471694	
SUGAR AND SYRUP MAPLE	LB				265
990 U STATES	300	331	6977	2346	
	300	331	6977	2346	
COCOA BEANS NOT ROASTED	CWT				271
1 U KINGDOM			30815	654635	
55 GERMANY W			840	22013	
414 GHANA			148350	3191794	
418 NIGERIA	4456	90209	93617	2042286	
457 FR W AFR			2192	56358	
513 CEYLON			1904	45713	
614 AUSTRALIA			565	11247	
752 BRAZIL			8669	205186	
763 ECUADOR	1126	27068	6242	149673	
785 VENEZUELA			2815	73367	
824 JAMAICA			4246	99873	
826 LEEW WIND			1807	45175	
828 TRINIDAD	333	13933	3928	129169	
855 DOM REP			377	9475	
990 U STATES	990	25689	38696	952168	
	6905	156829	345063	7668132	
COCOA BUTTER	LB				273
1 U KINGDOM	685552	398802	3620357	2037695	
54 FRANCE			11375	8533	
55 GERMANY W			35825	8505	
64 IRELAND	13440	7460	89980	54155	
67 ITALY	22040	12057	374788	200739	
73 NETHRLNDS	155155	76148	511947	266510	
414 GHANA			44688	23133	
752 BRAZIL	412966	222441	2178835	1094734	
785 VENEZUELA			11023	5516	
824 JAMAICA	18576	10550	887515	488580	
828 TRINIDAD			50039	25082	
855 DOM REP			190000	100281	
990 U STATES			185076	92962	
	1307729	727458	8191448	4406425	
COCOA PASTE NOT SWEETENED	LB				274
1 U KINGDOM	76150	16507	1016008	173929	
54 FRANCE	145500	31375	721462	194459	
55 GERMANY W	32046	6172	156168	38736	

IMPORTS BY COMMODITIES AND COUNTRIES

Commodity and Country	NOVEMBER 1961		JANUARY TO NOVEMBER 1961		Class Number	
	Quantity	Value (\$)	Quantity	Value (\$)		
73 NETHRLNDS	191390	32903	797532	150602	275	
82 SPAIN			110010	26801		
355 ISRAEL			1008	629		
752 BRAZIL			11293	721		
855 DOM REP			22969	6003		
990 U STATES	8738	3150	67316	15778		
COCOA PASTE SWEETENED	453824	90108	2903766	607658		
1 U KINGDOM			10430	2340	276	
55 GERMANY W			1378	218		
73 NETHRLNDS			5360	1921		
86 SWITZRLND			3492	1608		
990 U STATES	10300	3848	110230	38806		
COCOA OR CHOCOLATE POWDER	10300	3848	130890	44893		
1 U KINGDOM	1120	230	198504	39700	277	
54 FRANCE	20000	3012	42000	5626		
55 GERMANY W	32862	2642	130311	15164		
67 ITALY	15658	1154	48173	3839		
73 NETHRLNDS	688777	109005	2605462	428052		
86 SWITZRLND			1138	403		
990 U STATES	214816	38161	2017833	406741		
COCOA AND CHOCOLATE PREPS NOP	973233	154204	5043421	899525		
1 U KINGDOM	474825	95408	3421471	692868	282	
44 BELG LUX	569	259	2988	1105		
54 FRANCE			3203	1283		
55 GERMANY W	18435	5744	122042	28134		
64 IRELAND	700455	121981	3357245	555273		
67 ITALY	8203	2864	55901	8176		
73 NETHRLNDS	60703	12690	445604	86938		
86 SWITZRLND	1702	1518	14028	4899		
414 GHANA			224000	13711		
752 BRAZIL	403993	25402	1518097	100728		
855 DOM REP			67723	7338		
990 U STATES	91633	16344	1235935	286585		
CHICDRY	1760518	282210	10468237	1787038		
44 BELG LUX	10864	989	117900	9714		283
54 FRANCE	72441	5054	169781	11175		
73 NETHRLNDS	30456	3116	112041	10635		
990 U STATES	13106	3014	62347	21364		
COFFEE GREEN	126867	12173	462069	52888		
1 U KINGDOM			207194	76736	286	
329 S M E NES	13228	4875	122738	48110		
415 KENYA	420470	163040	6000857	2315564		
418 NIGERIA			129056	47844		
425 TANGANYKA	159830	51226	2791194	1006609		
426 UGANDA	507877	84726	8212102	1759444		
446 ANGOLA	55159	9518	606758	113383		
449 CONGO	186721	67124	1301973	460290		
457 FR W AFR	440352	82038	660528	1236226		
519 INDIA	84861	29285	530416	185548		
524 MALAYA			24545	6888		
747 BOLIVIA			6622	2347		
752 BRAZIL	5859802	1913168	54430767	19578893		
758 COLOMBIA	1976651	868172	26621266	11556566		
763 ECUADOR			431383	133751		
769 PARAGUAY			13200	4345		
774 PERU	113749	41489	513807	197404		
785 VENEZUELA	68083	27217	1079036	416478		
828 TRINIDAD	134279	22081	703072	141324		
845 C RICA	123997	46379	1580579	629997		
855 DOM REP	660039	226494	1169309	415742		
857 EL SALVO	151967	54902	2525948	918562		
864 GUATEMALA	270327	102390	2389340	919222		
867 HAITI	32842	9943	275294	91020		
869 HONDURAS			466674	167593		
874 MEXICO	124137	45907	6517531	2441041		
879 NICARAGUA			258225	97370		
990 U STATES	2830704	702112	15783509	3988533		
COFFEE ROASTED AND SUBSTITUTES	14215075	4552086	135352923	47844230		
1 U KINGDOM	38	60	1384	1182	287	
55 GERMANY W	1661	353	6219	2224		
67 ITALY			3915	1691		
73 NETHRLNDS	231	137	1073	616		
752 BRAZIL			1200	792		
824 JAMAICA			2379	2003		
990 U STATES	188715	132633	1666262	1169892		
COFFEE EXTRACT OF N O P	190645	133183	1682432	1178400		
1 U KINGDOM	46733	16751	100691	35577	288	
55 GERMANY W	1017	1783	1017	1783		
86 SWITZRLND			326	518		
990 U STATES	141485	61630	670239	294061		
INSTANT COFFEE POWDER	189235	80164	772273	331939		
1 U KINGDOM			1420	1362	289	
54 FRANCE	392	1613	1367	3983		
55 GERMANY W			681	1154		
73 NETHRLNDS	1518	3360	8030	17396		
857 EL SALVO			15130	28222		
990 U STATES	264424	430915	3118181	5030710		
	266334	435888	3144809	5082827		

IMPORTS BY COMMODITIES AND COUNTRIES

Commodity and Country		NOVEMBER 1961		JANUARY TO NOVEMBER 1961		Class Number			
		Quantity	Value (\$)	Quantity	Value (\$)				
CLOVES UNGROUND	1 U KINGDOM	LB		1106	469	291			
	415 KENYA	8960	3523	116416	41707				
	462 FR AF NES			27897	7497				
	524 MALAYA			7848	3947				
	826 LEEW WIND			1000	400				
	990 U STATES	1566	1513	4777	4384				
		10526	5036	159044	58404				
GINGER UNGROUND	1 U KINGDOM	LB	6655	1794	57509	8604	292		
	423 S LEONE				41047	7587			
	516 HONG KONG				19010	2293			
	519 INDIA	10080	1681	94240	13460				
	559 JAPAN			2000	366				
	617 FIJI	6700	771	44513	5230				
	824 JAMAICA			84886	21652				
	848 CUBA			942	187				
	886 P RICO	218	50	23197	4422				
	990 U STATES	716	251	37686	8851				
			24369	4547	405030	72652			
	MUSTARD GROUND	1 U KINGDOM	LB	29388	16256	412684		216155	293
		54 FRANCE				200		453	
73 NETHRLNDS					19183	992			
990 U STATES		13478	5030	263660	75782				
			42866	21286	695727	293382			
NUTMEGS AND MACE	73 NETHRLNDS	LB	25	115	370	550	294		
	524 MALAYA	7424	8370	25344	28505				
	826 LEEW WIND	26900	22996	193420	209311				
	828 TRINIDAD			13510	13753				
	990 U STATES	2094	4780	17415	30687				
			36443	36261	250059	282806			
PEPPER UNGROUND	1 U KINGDOM	LB			46888	20830	296		
	55 GERMANY W				238	100			
	82 SPAIN				4400	1319			
	246 CZECHO S	5512	1105	5512	1105				
	262 HUNGARY			8840	1523				
	288 YUGO SLAV			33000	3151				
	377 SUDAN			9678	3617				
	418 NIGERIA			30520	5374				
	425 TANGANYKA			3681	1539				
	426 UGANDA			110351	37952				
	473 MOROCCO	11000	3213	25850	7196				
	519 INDIA	101920	42525	1533800	644911				
	524 MALAYA	64960	26285	695978	309983				
	529 B E I NES	32480	16339	159040	81846				
	559 JAPAN	12600	3167	63300	16361				
	824 JAMAICA			3360	2122				
	990 U STATES	5485	2808	75077	34396				
		233957	95442	2809513	1173325				
SPICES N O P UNGROUND	1 U KINGDOM	LB			25380	12131	297		
	67 ITALY				276	340			
	73 NETHRLNDS				13288	3365			
	429 B AFR NES				52136	4430			
	513 CEYLON	1120	833	8580	5029				
	516 HONG KONG	16800	5265	204532	68542				
	519 INDIA	5600	652	8705	1278				
	524 MALAYA	11200	4576	149356	33790				
	553 CHINA COM			33246	14249				
	556 INDONESIA	29069	4990	194532	34992				
	586 VIET NAM			13580	5022				
	824 JAMAICA	6720	4141	99420	60600				
	874 MEXICO			7920	4543				
	990 U STATES	4529	2585	65104	27993				
			75038	23042	876055	276304			
GINGER AND SPICES NOP GROUND	1 U KINGDOM	LB	5392	3728	24220	15576	298		
	54 FRANCE				300	251			
	55 GERMANY W	706	795	7011	6705				
	67 ITALY			2642	2539				
	73 NETHRLNDS	2532	2118	5743	5024				
	82 SPAIN	94570	28318	590822	173629				
	86 SWITZRLND	170	408	170	408				
	262 HUNGARY			24060	4881				
	288 YUGO SLAV	11000	2441	77243	17571				
	516 HONG KONG			1080	673				
	519 INDIA	336	67	15544	4117				
	874 MEXICO			92	59				
	990 U STATES	38727	39686	412838	319256				
			153433	77561	1161765	550689			
VANILLA BEANS CRUDE	1 U KINGDOM	LB			1799	11396	300		
	826 LEEW WIND				3210	19065			
	862 FR W IND				1235	7410			
	874 MEXICO	10	114	4035	28758				
	990 U STATES	3759	25511	33592	226303				
		3769	25625	43871	292932				
SEEDS AROMATIC CRUDE UNGROUND	1 U KINGDOM	LB	2283	469	27020	8050	301		
	54 FRANCE				2008	415			
	55 GERMANY W	170	104	9983	1698				
	73 NETHRLNDS	27390	4731	172569	26909				

IMPORTS BY COMMODITIES AND COUNTRIES

Commodity and Country	NOVEMBER 1961		JANUARY TO NOVEMBER 1961		Class Number
	Quantity	Value (\$)	Quantity	Value (\$)	
82 SPAIN			2750	760	
473 MOROCCO	26527	4108	188665	25255	
516 HONG KONG			2351	246	
519 INDIA			47987	8145	
864 GUATEMALA			660	1781	
990 U STATES	1225	3084	81552	23774	
TEA BLACK	57595	12496	535545	97033	
LB					319
1 U KINGDOM	1105037	726132	6065641	3446281	
44 BELG LUX			34806	13514	
55 GERMANY W	6054	2329	64557	26117	
64 IRELAND	1210	1090	2514	2230	
73 NETHRLNDS	50612	23091	474825	211550	
355 ISRAEL			132	424	
415 KENYA	66094	37205	894021	500737	
422 RHOD NYAS	8690	3988	58179	25657	
425 TANGANYKA	11382	4781	326079	171027	
426 UGANDA	120945	64817	765326	418496	
449 CONGO	8670	3927	33560	12857	
454 FR EQ AFR	12056	5292	12056	5292	
476 MOZAMBUQUE			49266	15330	
513 CEYLON	1643653	880597	16268642	8068592	
516 HONG KONG	6666	4978	113435	57934	
519 INDIA	1713108	941278	14518136	8228739	
524 MALAYA			14375	7809	
527 PAKISTAN	17764	8383	17764	8383	
553 CHINA COM	25000	6720	46175	12852	
556 INDONESIA	3574	1444	171582	73250	
559 JAPAN	51400	9780	224209	48001	
578 TAIWAN	22625	6920	164375	52886	
744 ARGENTINA			17196	6141	
752 BRAZIL			7739	2359	
769 PARAGUAY			2240	600	
990 U STATES	3553	3055	502028	297296	
TEA GREEN	4878093	2735807	40848858	21714354	
LB					320
1 U KINGDOM	5000	1270	13393	5239	
513 CEYLON			4190	1761	
516 HONG KONG	9678	6256	31740	20321	
559 JAPAN	219243	70066	357405	112987	
578 TAIWAN			1419	1120	
990 U STATES			595	343	
VINEGAR	233921	77592	408742	141771	
GAL					341
1 U KINGDOM			167	378	
54 FRANCE	1748	3045	4249	6626	
67 ITALY	4035	3847	6074	5505	
73 NETHRLNDS			286	244	
78 PORTUGAL	608	174	1466	496	
516 HONG KONG			90	68	
559 JAPAN	432	300	722	544	
990 U STATES	3270	1207	199091	70041	
YEAST IN CAKES AND PACKAGES	10093	8573	212145	83902	
LB					352
1 U KINGDOM	21000	1969	221643	22673	
54 FRANCE			106	113	
990 U STATES	720	717	26113	24689	
YEAST IN BULK	21720	2686	247862	47475	
LB					353
990 U STATES	950	599	43089	9569	
HOPS	950	599	43089	9569	
LB					362
44 BELG LUX			3315	2194	
55 GERMANY W	26649	29374	30296	32693	
246 CZECHO S			6948	5975	
288 YUGO SLAV			40023	26896	
990 U STATES	584271	353445	1228461	736715	
LIQUORICE UNSWEETENED	610220	382819	1309043	804473	
LB					364
1 U KINGDOM	648	180	948	266	
990 U STATES	96004	26802	543776	143214	
MALT SYRUP AND EXTRACTS	96652	26982	544724	143480	
LB					365
1 U KINGDOM	35512	6788	379673	76190	
73 NETHRLNDS	49830	7780	107800	16568	
990 U STATES	63460	15580	743491	169455	
ESSENCES EXTRACTS N O P	148802	30148	1230964	262213	
GAL					367
1 U KINGDOM	360	3570	1475	16444	
54 FRANCE			1980	2337	
55 GERMANY W	41	1232	159	4791	
67 ITALY	151	5561	976	33580	
73 NETHRLNDS			477	3241	
815 BERMUDA			76	3128	
990 U STATES	65	1495	1468	66491	
POTATOES FRENCH FRIED FROZEN	617	11858	6611	130012	
LB					380
990 U STATES	96991	12343	1227702	165987	
POTATO CHIPS NOT FROZEN	96991	12343	1227702	165987	
LB					381
990 U STATES	36523	16321	1845192	739072	
VEGETABLE FOOD PRODUCTS N O P	36523	16321	1845192	739072	
1 U KINGDOM		66482		452982	390
44 BELG LUX				5203	
49 DENMARK		3700		7989	

IMPORTS BY COMMODITIES AND COUNTRIES

Commodity and Country	NOVEMBER 1961		JANUARY TO NOVEMBER 1961		Class Number
	Quantity	Value (\$)	Quantity	Value (\$)	
54 FRANCE		3 97		8 82	
55 GERMANY W		99 28		320 39	
67 ITALY				36 61	
73 NETHRLNDS		15 20		97 95	
85 SWEDEN				97 32	
86 SWITZRLND		19 78		42 29	
363 LEBANON				4 69	
516 HONG KONG		73 87		605 49	
519 INDIA				60 3	
524 MALAYA				7 66	
559 JAPAN		20 61		82 71	
990 U STATES		2391 16		2414 256	
		3325 69		3011 426	

IMPORTS BY COMMODITIES AND COUNTRIES

Commodity and Country	NOVEMBER 1961		JANUARY TO NOVEMBER 1961		Class Number
	Quantity	Value (\$)	Quantity	Value (\$)	
GROUP 1					
AGRICULTURAL PRODUCTS					
B OTHER THAN FOOD					
ALE BEER PORTER AND STOUT	GAL				
1 U KINGDOM	24260	35301	272564	378988	1501
49 DENMARK	2353	2996	16691	20966	
55 GERMANY W	6932	8704	40469	47970	
73 NETHRLNDS	1588	1732	9849	12258	
559 JAPAN	566	1933	4478	14874	
	35699	50666	344051	475056	
BRANDY	P GAL				
1 U KINGDOM	97	642	739	6373	1511
54 FRANCE	46297	346739	234728	1967912	
55 GERMANY W	276	3633	930	12032	
59 GREECE	224	2048	2036	17255	
67 ITALY	26	182	536	3960	
73 NETHRLNDS			35	385	
78 PORTUGAL	3208	13233	19343	77282	
82 SPAIN	714	4460	4290	25640	
86 SWITZRLND	35	672	139	2653	
246 CZECHO S	42	296	195	1310	
288 YUGO SLAV	329	1764	2411	12950	
316 CYPRUS	334	1646	3840	15140	
355 ISRAEL	18	212	435	6148	
427 UN SO AFR	19539	56784	122195	333961	
614 AUSTRALIA	5418	22402	51497	193462	
990 U STATES	73	788	112	1255	
	76630	455501	443461	2677718	
CORDIALS AND LIQUEURS N O P	P GAL				
1 U KINGDOM	3794	55436	20567	295739	1512
49 DENMARK	958	14792	6263	93131	
54 FRANCE	5402	68026	39121	454028	
55 GERMANY W	28	465	28	465	
59 GREECE	195	1567	832	6374	
64 IRELAND	30	502	113	1728	
67 ITALY	290	3381	1567	18348	
73 NETHRLNDS	3882	46659	19230	203357	
76 NORWAY	66	311	383	1778	
85 SWEDEN	21	79	255	1264	
262 HUNGARY	144	1040	379	2805	
288 YUGO SLAV			243	1500	
614 AUSTRALIA	87	901	434	4455	
824 JAMAICA	907	9753	3403	37941	
828 TRINIDAO	119	2641	1154	26731	
848 CUBA			100	1743	
874 MEXICO	58	753	354	6642	
886 P RICO	476	2732	1806	10355	
990 U STATES	5	151	61	1707	
	16462	209189	96293	1170091	
GIN	P GAL				
1 U KINGDOM	31673	148165	208536	995884	1513
55 GERMANY W	56	281	329	1754	
73 NETHRLNDS	2659	6146	7702	23326	
	34388	154592	216567	1020964	
RUM	P GAL				
1 U KINGDOM	66500	203855	296440	995223	1514
54 FRANCE	56	404	555	4098	
716 B GUIANA	26118	39497	280023	392376	
813 BAHAMAS	20868	20934	53611	55906	
822 BARBADOS	9201	31218	84629	220634	
824 JAMAICA	8087	31121	114326	286948	
828 TRINIDAO	10359	47577	86159	391171	
848 CUBA	314	2438	2253	25148	
867 HAITI	112	856	903	6598	
874 MEXICO	350	4494	870	11249	
886 P RICO	13032	110664	82477	602692	
990 U STATES			489	679	
	154997	493058	1002735	2992722	
WHISKY	P GAL				
1 U KINGDOM	117588	930456	804646	6231923	1515
64 IRELAND	14	109	356	2863	
73 NETHRLNDS			6	68	
990 U STATES	6086	29384	429330	697457	
	123688	959949	1234338	6932311	
ABSINTHE ALCOHOLIC LIQUORS N O P	P GAL				
277 POLAND	1283	8313	10969	72574	1516
287 U S S R			45	385	
	1283	8313	11014	72959	
WINES NON SPARKLING	GAL				
1 U KINGDOM	18646	100648	86569	474718	1530
43 AUSTRIA	856	2893	2913	10629	
44 BELG LUX			330	1116	
49 DENMARK	2488	7572	16456	46174	
54 FRANCE	57862	229607	513413	1941914	
55 GERMANY W	9720	46175	62882	303517	
59 GREECE	2519	4014	18027	31574	
64 IRELAND	583	2935	2098	10432	
67 ITALY	56147	176339	368192	1121979	

IMPORTS BY COMMODITIES AND COUNTRIES

Commodity and Country	NOVEMBER 1961		JANUARY TO NOVEMBER 1961		Class Number
	Quantity	Value (\$)	Quantity	Value (\$)	
73 NETHRLNDS			165	542	
78 PORTUGAL	37922	71911	265847	437736	
82 SPAIN	12332	43537	84799	269981	
86 SWITZRLND	260	984	3204	12529	
262 HUNGARY	498	2377	1568	7562	
316 CYPRUS	180	774	7607	12613	
355 ISRAEL	908	3326	10521	36906	
427 UN SO AFR	26929	51928	194565	364155	
443 ALGERIA	3543	5306	52237	78292	
516 HONG KONG	379	1181	2750	12444	
614 AUSTRALIA	38576	91466	291784	646542	
990 U STATES	20742	64146	122426	349670	
	291090	907119	2108353	6171025	
WINES SPARKLING					1560
1 U KINGDOM	GAL		178	1188	
54 FRANCE	5344	64059	41308	493314	
55 GERMANY W	152	1020	2181	14291	
67 ITALY	870	4110	6348	30993	
82 SPAIN			6	60	
355 ISRAEL	170	1323	496	3819	
614 AUSTRALIA	20	181	166	1450	
990 U STATES	120	1602	128	1674	
	6676	72295	50811	546789	
GUMS AMBER AND ARABIC					1571
1 U KINGDOM	LB	6048	663	76029	12822
377 SUDAN	121539	18344	437198	67230	
418 NIGERIA	9493	1187	9493	1187	
990 U STATES	22198	6471	338098	103948	
	159278	26665	860818	185187	
GUMS AUSTL COPAL DAMAR ETC					1572
524 MALAYA	LB	168000	6524	1151650	55890
990 U STATES	8027	3238	133689	36358	
	176027	9762	1285339	92248	
GUMS BARBERRY ELEMI GEDDA ETC					1573
1 U KINGDOM	LB	100	417	256	1044
559 JAPAN			250	348	
990 U STATES	58366	29176	395607	199908	
	58466	29593	396113	201300	
CHICLE OR SAPPATO GUM CRUDE					1576
817 B HOND	LB		22759	19377	
864 GUATEMALA			324240	304841	
874 MEXICO			17790	19726	
990 U STATES	75206	38116	631565	314258	
	75206	38116	996354	658202	
SHELLAC BLEACHED					1577
1 U KINGDOM	LB	1120	495	5660	2432
55 GERMANY W			2000	800	
990 U STATES	15700	8707	86110	45573	
	16820	9202	93770	48805	
LAC CRUDE SEED STICK AND SHELL					1579
1 U KINGDOM	LB	28690	7871	44775	12016
519 INDIA	138980	25576	953716	196343	
583 THAILAND	41574	6942	903903	166790	
990 U STATES	3072	1650	145087	46796	
	212316	42039	2047481	421945	
RESIN OR ROSIN					1580
1 U KINGDOM	LB		111900	10245	
59 GREECE			44412	7699	
874 MEXICO			65871	6545	
990 U STATES	1763513	189691	20515974	2231242	
	1763513	189691	20738157	2255731	
ROSIN SIZING					1581
990 U STATES	LB	981627	151626	14446040	2142357
	981627	151626	14446040	2142357	
GUMS AND BLENDS N O P					1583
1 U KINGDOM	LB	505	382	68945	48085
49 DENMARK			1800	2446	
67 ITALY	23520	8381	59360	21114	
73 NETHRLNDS	7400	2370	51053	19885	
76 NORWAY	112	103	1476	1043	
519 INDIA			45155	2035	
529 BELG I NES			10600	1018	
874 MEXICO			128200	7865	
990 U STATES	281989	107307	4026595	1586503	
	313526	118543	4463184	1689994	
TALL OIL AND TALL OIL PITCH					1584
85 SWEDEN	LB		40238	1319	
990 U STATES	670733	46121	10397912	658967	
	670733	46121	10438150	660286	
COTTON SEED CAKE AND MEAL					1591
990 U STATES	CWT	5118	16201	55438	170934
	5118	16201	55438	170934	
LINSEED OIL CAKE AND MEAL					1592
990 U STATES	CWT		4645	14052	
			4645	14052	
SOYA BEAN OIL CAKE AND MEAL					1594
990 U STATES	CWT	624394	1916246	3529916	11559798
	624394	1916246	3529916	11559798	
SOYA BEAN FLOUR					1595
55 GERMANY W	CWT		44	506	
990 U STATES	1706	18833	27867	234289	
	1706	18833	27911	234795	
OIL CAKE AND MEAL N O P					1597
752 BRAZIL	CWT		43582	123391	
990 U STATES	760	2713	6352	20353	
	760	2713	49934	143744	

IMPORTS BY COMMODITIES AND COUNTRIES

Commodity and Country	NOVEMBER 1961		JANUARY TO NOVEMBER 1961		Class Number
	Quantity	Value (\$)	Quantity	Value (\$)	
CASTOR OIL NOT EDIBLE	CWT				1601
1 U KINGDOM	28	652	3700	61265	
73 NETHRLNDS			3307	50433	
519 INDIA	66	1222	285	5203	
752 BRAZIL	13866	166276	41424	553528	
990 U STATES	185	5179	844	23510	
	14145	173329	49560	693939	
CHINAWOOD OIL NOT EDIBLE	CWT				1602
516 HONG KONG			885	20494	
744 ARGENTINA	3224	98418	11347	336849	
769 PARAGUAY			5808	155278	
990 U STATES	883	27413	10365	223976	
	4107	125831	28405	736597	
COCOANUT OIL CRUDE AND REFINED	CWT				1603
1 U KINGDOM			1547	25806	
55 GERMANY W	22	608	22	608	
64 IRELAND			203	3083	
513 CEYLON	51360	488662	492198	4922498	
524 MALAYA			8586	87081	
990 U STATES	575	3697	7959	56089	
	51957	492967	510515	5095165	
COTTONSEED OIL CRUDE REFINED	CWT				1605
1 U KINGDOM			6581	99705	
990 U STATES	40834	531668	368823	4793139	
	40834	531668	375404	4892844	
ESSENTIAL OIL N O P	Lb				1606
1 U KINGDOM	45034	23495	149308	118639	
44 BELG LUX	218	63266	1773	207765	
49 DENMARK	4410	2352	6610	3606	
54 FRANCE	595	11840	20841	78628	
55 GERMANY W	1073	3685	38185	19497	
67 ITALY	191	956	2843	10190	
73 NETHRLNDS	2230	2669	15143	13548	
78 PORTUGAL	2513	858	12889	4032	
82 SPAIN	2161	1829	7232	7386	
86 SWITZRLND	533	2870	3935	31917	
277 POLAND			2200	655	
513 CEYLON			800	1292	
516 HONG KONG			26778	102012	
519 INDIA			874	10884	
524 MALAYA			2875	14784	
553 CHINA COM	4000	1383	5157	1935	
578 TAIWAN			3748	454	
614 AUSTRALIA			2400	2265	
752 BRAZIL			2724	1754	
774 PERU			100	168	
815 BERMUDA	3200	17391	8105	42021	
824 JAMAICA	490	995	2360	7239	
826 LEEW WIND			616	427	
828 TRINIDAD	20	99	4928	28450	
855 OOM REP			400	2000	
867 HAITI			4742	26096	
874 MEXICO			1530	8224	
990 U STATES	109279	281286	1237416	3292976	
	175947	414974	1566512	4038844	
FLAXSEED OR LINSEED OIL	CWT				1608
1 U KINGDOM			37	918	
55 GERMANY W	89	1534	95	1878	
990 U STATES	46	896	1070	26120	
	135	2430	1202	28916	
FOOTS OF COTTON SEED OR OLIVES	CWT				1609
990 U STATES			612	3937	
			612	3937	
OLIVE OIL CRUDE AND REFINED	CWT				1610
54 FRANCE	44	1122	411	13659	
59 GREECE	198	6943	951	31841	
67 ITALY	1918	65260	14658	459111	
78 PORTUGAL	227	6884	1142	34812	
82 SPAIN	5067	124446	15349	367357	
487 TUNISIA			953	27066	
990 U STATES	304	10934	1478	43403	
	7758	215589	34942	977249	
PALM AND PALM KERNEL OIL	CWT				1611
1 U KINGDOM			35880	444101	
73 NETHRLNDS	28	762	44	1170	
418 NIGERIA			26110	251801	
449 CONGO			914	9815	
524 MALAYA	44607	426865	443493	4333589	
990 U STATES	1398	13225	1398	13225	
	44635	427627	507839	5053701	
PEANUT OIL CRUDE AND REFINED	CWT				1613
1 U KINGDOM	2400	37478	51776	807992	
54 FRANCE	26	696	32	936	
427 UN SO AFR			13570	200827	
516 HONG KONG	146	3816	968	23700	
990 U STATES	404	11380	5402	117145	
	2976	53370	71748	1150600	
PEPPERMINT OIL	Lb				1614
1 U KINGDOM	494	3339	2141	8981	
559 JAPAN			2800	10541	
752 BRAZIL			1587	3740	
990 U STATES	12693	73436	73049	380161	
	13187	76775	79577	403423	
RESIN OIL	CWT				1617
990 U STATES	954	7408	7090	51659	
	954	7408	7090	51659	

IMPORTS BY COMMODITIES AND COUNTRIES

Commodity and Country	NOVEMBER 1961		JANUARY TO NOVEMBER 1961		Class Number
	Quantity	Value (\$)	Quantity	Value (\$)	
SOYA BEAN OIL CRUOE REFINED 990 U STATES	CWT 9758	126974	201984	2634056	1619
VEG OILS CRUOE AND REFINEO NOP 1 U KINGDOM 55 GERMANY W 73 NETHRLNDS 85 SWEDEN 427 UN SO AFR 516 HONG KONG 559 JAPAN 990 U STATES	CWT 9758	126974	201984	2634056	1620
CASHEW NUT SHELL OIL 990 U STATES	CWT 30839	483768	155956	2584612	1622
OITICICA OIL 752 BRAZIL 990 U STATES	CWT 659	9895	2210 2365	15219 33314 34027	1623
SUNFLOWER SEED OIL	CWT 659	9895	4575	67341	1624
VEGETABLE OILS FOR TEXTILES 1 U KINGDOM 86 SWITZRLND 990 U STATES	CWT 15 1063	2692 28022	51 62 18008	1010 8019 424170	1625
LEMON OIL AND ORANGE OIL 1 U KINGDOM 55 GERMANY W 67 ITALY 73 NETHRLNDS 86 SWITZRLND 355 ISRAEL 817 B HOND 824 JAMAICA 990 U STATES	LB 91 141	578 1274	3643 110 4641 1070 266 150 11059 6300	10626 301 21159 2921 2804 142 3214 2345	1626
SPEARMINT OIL 990 U STATES	LB 7857	15740 17592	154918 182157	256716 300228	1627
OILS HYDROGENATED BLOWN ETC 1 U KINGDOM 55 GERMANY W 73 NETHRLNDS 85 SWEDEN 990 U STATES	CWT 750	11695	34410 34410	157107 157107	1628
ROSE BUSHES N O P 1 U KINGDOM 44 BELG LUX 49 DENMARK 54 FRANCE 55 GERMANY W 73 NETHRLNDS 990 U STATES	NO 202 9773 4505	143 1813 777	6053 87558 46550	3554 15088 12080 410 948	1646
BUSHES ROOTS AND VINES N O P 54 FRANCE 73 NETHRLNDS 990 U STATES	NO 819312	9166	2076793 92474 69450	551286 17158 6538	1647
APPLE TREES N O P 73 NETHRLNDS 990 U STATES	NO 100 30	90 78	1052 18515	801 12002	1651
PEACH TREES AND JUNE BUDS NOP 990 U STATES	NO 130	168	19567	12803	1653
FRUIT TREES N O P 44 BELG LUX 73 NETHRLNDS 559 JAPAN 990 U STATES	NO 54 54	109 109	69699 69699	43486 43486	1657
AZALEAS RHODODENDRONS ETC 1 U KINGDOM 44 BELG LUX 49 DENMARK 54 FRANCE 55 GERMANY W 67 ITALY 73 NETHRLNDS 427 UN SO AFR 516 HONG KONG 559 JAPAN 614 AUSTRALIA 824 JAMAICA 864 GUATEMALA 886 P RICO 990 U STATES	NO 1315	1999	26116 51954 228 12896 1959 283 1147	18446 10021 259321 294 9239 1088 2981 777673 3641 4929 3961 89 1147 52 3578 888736	1662
PALMS FERNS FICUS CANNAS ETC 1 U KINGDOM 44 BELG LUX 73 NETHRLNDS	NO 92	2807		258 3461 49233	1663

IMPORTS BY COMMODITIES AND COUNTRIES

Commodity and Country	NOVEMBER 1961		JANUARY TO NOVEMBER 1961		Class Number
	Quantity	Value (\$)	Quantity	Value (\$)	
559 JAPAN		56		3 334	
990 U STATES		2953		51725	
TULIP BULBS		5908		108011	1664
44 BELG LUX				2442	
49 DENMARK				13066	
73 NETHRLNDS		4464		541756	
559 JAPAN				40015	
990 U STATES		86		14290	
GLADIOLI BULBS		4550		611569	1665
73 NETHRLNDS				89587	
559 JAPAN				992	
990 U STATES				12953	
FLOWERS AND FOLIAGE CUT				103532	1666
1 U KINGDOM		174		1366	
44 BELG LUX				2617	
49 DENMARK				692	
54 FRANCE				127	
55 GERMANY W				893	
67 ITALY		196		13508	
73 NETHRLNDS		960		12357	
427 UN SO AFR		93		145	
516 HONG KONG				732	
559 JAPAN				1861	
614 AUSTRALIA		380		5314	
813 BAHAMAS				252	
815 BERMUDA				2433	
874 MEXICO		470		6138	
886 P RICO				472	
990 U STATES		135606		2008529	
TREES SEEDLING STOCK		137879		2057436	1668
1 U KINGDOM				352	
44 BELG LUX				481	
49 DENMARK				1245	
54 FRANCE				1626	
55 GERMANY W				1331	
73 NETHRLNDS				16717	
990 U STATES		479		19044	
FLORIST OR NURSERY STOCK N O P		479		40796	1669
1 U KINGDOM				1931	
44 BELG LUX		16272		81712	
49 DENMARK		255		6206	
54 FRANCE		1118		4618	
55 GERMANY W				9422	
73 NETHRLNDS		24542		731017	
484 SPAN AFR		1678		1678	
559 JAPAN				2883	
886 P RICO		94		2881	
990 U STATES		49990		1207719	
LATEX NATURAL		93949		2050067	1678
1 U KINGDOM	LB		5724	1719	
524 MALAYA			51006	18010	
990 U STATES		325438	112903	3888414	1357126
LATEX SYNTHETIC		325438	112903	3945144	1376855
990 U STATES	LB	667521	251551	5801071	2189106
RUBBER ALLIED GUMS N O P		667521	251551	5801071	2189106
752 BRAZIL	LB		3690	1122	
990 U STATES		5502	18802	69089	178312
RUBBER CRUDE CAOUTCHOUC		5502	18802	72779	179434
1 U KINGDOM	LB		511715	134397	
418 NIGERIA		896000	218149	4381508	1065671
468 LIBERIA		302400	93953	459200	143857
513 CEYLON		653808	152143	5894967	1367113
524 MALAYA		6175993	1648122	46428659	11563167
529 B E I NES		112030	33576	681101	191841
556 INDONESIA		100987	22172	451865	99252
583 THAILAND				78400	17226
990 U STATES		205585	58535	2218457	616256
RUBBER POWDERED WASTE OR JUNK		8446803	2226650	61105872	15198780
1 U KINGDOM	LB	116642	7902	256044	16728
73 NETHRLNDS				3861	797
990 U STATES		543129	31299	5078599	318968
RUBBER RECOVERED		659771	39201	5338504	336493
1 U KINGDOM	LB	295600	29878	1236528	129718
990 U STATES		1821359	223715	19826333	2317932
RUBBER SUBSTITUTE OR SYNTHETIC		2116959	253593	21062861	2447650
1 U KINGDOM	LB			2720	374
55 GERMANY W		5986	1141	34306	11492
73 NETHRLNDS				5564	896
990 U STATES		4636004	1227566	32019689	8714789
RUBBER THREAD		4641990	1228707	32062279	8727551
1 U KINGDOM	LB	3631	3809	21490	22911
990 U STATES		44545	79855	336859	640775
		48176	83664	358349	663686

IMPORTS BY COMMODITIES AND COUNTRIES

Commodity and Country	NOVEMBER 1961		JANUARY TO NOVEMBER 1961		Class Number
	Quantity	Value (\$)	Quantity	Value (\$)	
HARD RUBBER STRIP SHEET ROD	LB				1691
1 U KINGDOM			4073	1568	
55 GERMANY W			242	108	
990 U STATES	7553	7519	32994	46966	
	7553	7519	37309	48642	
WATERPROOF RUBBER FOOTWEAR	PAIR				1695
1 U KINGDOM	61980	98149	410719	640277	
53 FINLAND			200	516	
55 GERMANY W			271	1254	
67 ITALY			8624	11772	
73 NETHRLNDS			120	488	
86 SWITZRLND			3600	6754	
246 CZECHO S	89359	101164	473290	564379	
277 POLAND	15420	13276	82912	70250	
516 HONG KONG	21230	22348	64571	73851	
559 JAPAN	168562	157822	1586142	1628238	
990 U STATES	794	2230	34603	51621	
	357345	394989	2665052	3049400	
RUBBER FOOTWEAR N O P	PAIR				1696
1 U KINGDOM			29980	13680	
55 GERMANY W			227	363	
516 HONG KONG			21416	7004	
559 JAPAN			1516740	221469	
			1568363	242516	
FOAM RUBBER SHEETING					1697
990 U STATES		23283		231299	
		23283		231299	
RUBBER SHEETING N O P					1698
1 U KINGDOM		18628		88244	
55 GERMANY W				5776	
67 ITALY				5167	
73 NETHRLNDS				474	
246 CZECHO S		88		900	
524 MALAYA		24789		162894	
990 U STATES		22560		252209	
		66065		515664	
CONVEYOR BELTING OF RUBBER					1699
1 U KINGDOM		22857		241684	
55 GERMANY W				2015	
67 ITALY				1984	
73 NETHRLNDS				1000	
76 NORWAY		1974		1974	
559 JAPAN				15327	
990 U STATES		3601		116890	
		28432		380874	
BELTING RUBBER N Q P					1701
1 U KINGDOM		19600		135120	
43 AUSTRIA				973	
55 GERMANY W				1452	
67 ITALY				189	
73 NETHRLNDS		100		1970	
85 SWEDEN				3366	
86 SWITZRLND		51		4931	
559 JAPAN		1910		8510	
990 U STATES		39848		437291	
		61509		594502	
CANVAS SHOES RUBBER SOLES	PAIR				1702
1 U KINGDOM			8790	10491	
54 FRANCE			2350	3009	
55 GERMANY W	183	517	5471	11365	
67 ITALY			6057	8611	
73 NETHRLNDS			2686	2871	
86 SWITZRLND	510	352	4608	2934	
246 CZECHO S	86656	9228	434851	280958	
516 HONG KONG	89812	42870	1617090	804395	
519 INDIA	26199	10009	432602	204991	
553 CHINA CDM			1320	1311	
559 JAPAN	37656	13247	2577428	1133923	
990 U STATES	1947	2309	53070	60283	
	164963	78532	5146323	2525142	
CEMENT RUBBER					1704
1 U KINGDOM		1196		5230	
55 GERMANY W				8880	
990 U STATES		74350		737254	
		75546		751364	
GOLF BALLS	00Z				1707
1 U KINGDOM		1018	4839	57980	
559 JAPAN		10399	16885	114828	
990 U STATES		1961	11143	78194	
		13378	32867	251002	
				917026	
HEELS RUBBER	PAIR				1708
1 U KINGDOM	4200	557	25908	3251	
64 IRELAND			9130	1682	
516 HONG KONG	12720	1549	31080	4068	
990 U STATES	94798	14664	922052	133838	
	111718	16770	988177	142839	
HOSE RUBBER OR GUTTA PERCHA					1709
1 U KINGDOM		51292		306787	
49 DENMARK		6115		10900	
54 FRANCE				2313	
55 GERMANY W		1755		11011	
67 ITALY		108		3226	
73 NETHRLNDS				2081	
76 NORWAY		3600		28019	
85 SWEDEN				1752	
614 AUSTRALIA		353		2284	

IMPORTS BY COMMODITIES AND COUNTRIES

Commodity and Country	NOVEMBER 1961		JANUARY TO NOVEMBER 1961		Class Number
	Quantity	Value (\$)	Quantity	Value (\$)	
990 U STATES		20 8075		21 09725	
WATER BOTTLES RUBBER		27 1298		24 78198	1710
1 U KINGDOM		4207		32698	
43 AUSTRIA				2819	
55 GERMANY W		2797		2797	
67 ITALY				95	
246 CZECHO S		5075		14658	
990 U STATES		2293		8055	
MATERIALS FOR SEALING COMPOUND		14372		61122	
990 U STATES		6871		210600	1711
MATS AND MATTING RUBBER		6871		210600	1712
1 U KINGDOM		1352		19827	
54 FRANCE				275	
55 GERMANY W		532		7273	
67 ITALY				1439	
73 NETHRLNOS		1332		3205	
85 SWEDEN				454	
246 CZECHO S		3147		17057	
559 JAPAN				745	
614 AUSTRALIA		771		771	
990 U STATES		141624		1363391	
PACKING RUBBER		148758		1414437	1713
1 U KINGDOM		1347		26150	
55 GERMANY W				1015	
85 SWEODEN		114		1046	
990 U STATES		25430		297932	
TIRES BICYCLE AND MOTORCYCLE		26891		326143	1715
NO	9005	8547	56126	57454	
1 U KINGDOM			400	1210	
43 AUSTRIA			28261	18254	
44 BELG LUX	800	493	825	1095	
54 FRANCE	300	585	70897	48754	
55 GERMANY W	2250	2409	3095	9437	
67 ITALY	440	2541	347399	212961	
73 NETHRLNDS	42182	24571	23071	20664	
85 SWEDEN	1284	2180	4388	4258	
246 CZECHO S	1000	505	26503	15731	
559 JAPAN	11095	6404	13999	18579	
990 U STATES	151	609	574964	408397	
TIRE CASINGS N O P		68507		48844	1716
NO	1605	24998	15883	246709	
1 U KINGDOM	1034	12947	4190	68303	
43 AUSTRIA			337	7058	
44 BELG LUX			18927	653199	
54 FRANCE	1577	54972	8454	116024	
55 GERMANY W	414	5380	14260	206674	
67 ITALY	1240	11830	2000	4532	
73 NETHRLNOS			31581	64410	
85 SWEDEN	3190	9184	1638	20344	
86 SWITZRLND	125	1873	82	4433	
355 ISRAEL			732	39445	
559 JAPAN			82810	4835340	
990 U STATES	7029	427300	180894	6266471	
INNER TUBES RUBBER N O P		16214		548484	1717
NO	50	65	3612	8634	
1 U KINGDOM	290	348	1012	1822	
43 AUSTRIA	808	2280	16412	39197	
54 FRANCE	180	247	2599	4671	
55 GERMANY W	390	454	5513	7345	
67 ITALY			50	86	
76 NORWAY			37254	19988	
85 SWEDEN	3150	1907	2520	4753	
86 SWITZRLNO	600	1151	1858	1915	
559 JAPAN			31899	170174	
990 U STATES	3426	17501	102729	258585	
TIRES SOLIO AUTOMOBILE		8894		23953	1718
NO	390	10437	3233	86754	
990 U STATES	390	10437	3233	86754	
TIRES SOLID RUBBER N O P					1719
1 U KINGDOM		8457		88838	
559 JAPAN		69		7116	
990 U STATES		20600		308546	
MANUFACTURES OF RUBBER N O P		29126		404500	1720
1 U KINGDOM		49081		374866	
43 AUSTRIA		535		6256	
44 BELG LUX				188	
49 DENMARK		124		2396	
54 FRANCE		61		22823	
55 GERMANY W		5497		80154	
67 ITALY		2442		42545	
73 NETHRLNDS		2020		14930	
82 SPAIN				13575	
85 SWEDEN		1282		9837	
86 SWITZRLNO		219		1010	
246 CZECHO S		152		531	
277 POLANO				792	
355 ISRAEL				931	
516 HONG KONG		145		3647	
559 JAPAN		7448		91010	
886 P RICO		1350		1350	

IMPORTS BY COMMODITIES AND COUNTRIES

Commodity and Country	NOVEMBER 1961		JANUARY TO NOVEMBER 1961		Class Number
	Quantity	Value (\$)	Quantity	Value (\$)	
990 U STATES		556328		6219502	
BICYCLE INNER TUBES RUBBER		626684		6886343	
NO					1721
1 U KINGDOM	4891	2101	37499	17824	
43 AUSTRIA			12000	3304	
44 BELG LUX	300	97	21215	7549	
54 FRANCE	815	403	1021	627	
55 GERMANY W	16230	4733	228267	61162	
67 ITALY	309	309	609	663	
73 NETHRLNDS	21360	5950	386659	108564	
85 SWEDEN	2028	922	26956	9990	
246 CZECHO S			600	486	
355 ISRAEL			10500	2752	
559 JAPAN	2700	880	11700	3663	
990 U STATES			1166	1044	
	48633	15395	738192	217628	
GASKETS AND WASHERS RUBBER					1722
1 U KINGDOM		5746		51105	
44 BELG LUX				9374	
55 GERMANY W		482		4629	
67 ITALY				568	
73 NETHRLNDS				1397	
85 SWEDEN		512		620	
86 SWITZRLND				506	
559 JAPAN				377	
990 U STATES		165690		1625474	
		172430		1694050	
DRUGGISTS SUNDRIES RUBBER					1723
1 U KINGDOM		13996		66422	
43 AUSTRIA				1983	
55 GERMANY W		1842		19751	
67 ITALY				378	
73 NETHRLNDS				2167	
246 CZECHO S		812		2603	
559 JAPAN		308		9335	
990 U STATES		80001		733219	
		96959		835858	
TIRE REPAIR MATERIAL OF RUBBER					1724
1 U KINGDOM		713		12117	
54 FRANCE		708		4067	
55 GERMANY W		23771		192873	
824 JAMAICA				6862	
990 U STATES		75997		704210	
		101189		920129	
NURSING NIPPLES RUBBER					1725
1 U KINGDOM	GROSS		205	912	
990 U STATES			8450	107930	
	1089	14091	8655	108842	
FLOORING OF RUBBER EXC TILES					1726
SQ YD					
1 U KINGDOM			52	86	
54 FRANCE			3118	8255	
990 U STATES	29553	82891	234358	503741	
	29553	82891	237528	512082	
V BELTS CHIEFLY OF RUBBER					1727
1 U KINGDOM		31955		145908	
43 AUSTRIA				276	
49 DENMARK				470	
55 GERMANY W		4147		21190	
67 ITALY				3950	
73 NETHRLNDS				1470	
85 SWEDEN		389		8556	
559 JAPAN		6794		16122	
990 U STATES		45117		466754	
		88402		664696	
SOLES SOLING MATERIALS RUBBER					1728
1 U KINGDOM		1294		15025	
55 GERMANY W		230		2399	
67 ITALY		561		3574	
524 MALAYA		1659		2496	
990 U STATES		43105		479287	
		46849		502781	
AUTOMOTIVE PARTS OF RUBBER NOP					1729
1 U KINGDOM		6012		44317	
54 FRANCE		3053		10955	
55 GERMANY W		7883		30104	
67 ITALY		352		1445	
85 SWEDEN		88		194	
559 JAPAN				1859	
614 AUSTRALIA		477		2827	
990 U STATES		269871		2232876	
		287736		2324577	
WEATHERSTRIPPING OF RUBBER					1730
1 U KINGDOM		781		8473	
55 GERMANY W		4404		17560	
85 SWEDEN		952		952	
990 U STATES		114424		898522	
		120561		925507	
TIRES PNEUM USED EXCEPT SCRAP					1731
NO					
1 U KINGDOM	1798	3895	55745	90229	
44 BELG LUX	169	2681	8472	38330	
54 FRANCE	95	10648	95	10648	
67 ITALY	508	4274	508	4274	
73 NETHRLNDS	200	621	1001	4403	
86 SWITZRLND	2192	18192	22819	72846	
990 U STATES	4058	30274	47226	165944	
	9020	70585	135866	386674	

IMPORTS BY COMMODITIES AND COUNTRIES

Commodity and Country	NOVEMBER 1961		JANUARY TO NOVEMBER 1961		Class Number
	Quantity	Value (\$)	Quantity	Value (\$)	
TIRES TRACTOR AND IMPLEMENT	N O				1732
1 U KINGDOM	50	980	734	15196	
67 ITALY	4	231	286	5895	
73 NETHRLNDS			14	290	
85 SWEDEN	22	753	856	3200	
886 P RICO			6	678	
990 U STATES	1410	72222	43290	1475178	
	1486	74186	45186	1500437	
SUGAR BEET SEED	LB				1744
55 GERMANY W			2851	2021	
73 NETHRLNDS			8313	6961	
990 U STATES			43693	16631	
			54857	25613	
SEEDS FOR BLENDING	LB				1746
1 U KINGDOM	189691	22098	189691	22098	
49 DENMARK	242576	24338	264613	26132	
54 FRANCE	220460	20247	232266	23750	
55 GERMANY W			7778	965	
73 NETHRLNDS	88400	9762	299785	32679	
473 MOROCCO	13440	1932	371821	42049	
519 INDIA	33401	7517	99569	19262	
744 ARGENTINA			523205	39601	
990 U STATES	10000	2691	444237	51039	
	797968	88585	2432965	257575	
CLOVER SEED	LB				1750
1 U KINGDOM	883171	180765	1429159	289496	
53 FINLAND			252	253	
76 NORWAY			2891	2820	
85 SWEDEN			4191	4725	
622 NEW ZEAL	6720	3311	70552	43198	
990 U STATES	476800	351493	4105288	1908875	
	1366691	535569	5612333	2249367	
FLAX SEED	BUSH				1751
54 FRANCE			79	579	
990 U STATES			3231	9504	
			3310	10083	
BENT GRASS SEED	LB				1753
55 GERMANY W			2000	1415	
622 NEW ZEAL			17830	14767	
990 U STATES	15000	4269	456230	172666	
	15000	4269	476060	188848	
GRASS SEED TIMOTHY	LB				1754
1 U KINGDOM			1050	788	
73 NETHRLNDS			649	203	
85 SWEDEN			27558	16756	
990 U STATES	351932	38617	2102887	200300	
	351932	38617	2132144	218047	
GRASS SEED N O P	LB				1755
1 U KINGDOM	61600	13842	116200	27070	
49 DENMARK	246007	70020	587948	158464	
73 NETHRLNDS	262341	72158	451602	128745	
85 SWEDEN			30587	10394	
990 U STATES	282400	47326	4059292	809132	
	852348	203346	5245629	1133805	
MILLET AND RAPE SEED	LB				1756
1 U KINGDOM	8293	1117	21873	2730	
54 FRANCE			16463	3037	
55 GERMANY W	6600	449	35067	2279	
67 ITALY	44000	7387	121095	17140	
73 NETHRLNDS	6600	462	28200	2155	
614 AUSTRALIA	2240	172	6772	601	
744 ARGENTINA			342227	8487	
990 U STATES	229600	7762	1335458	58397	
	297333	17349	1907155	94826	
MUSHROOM SPAWN					1757
990 U STATES		6539		116156	
		6539		116156	
SEED BEANS AND SEED PEAS	LB				1758
1 U KINGDOM	42640	5515	131650	15998	
67 ITALY			55115	3218	
73 NETHRLNDS			63124	17560	
415 KENYA			114200	6817	
425 TANGANYKA	8323	1585	117963	13694	
622 NEW ZEAL			3500	728	
990 U STATES	175420	28603	9923419	1121223	
	226383	35703	10408971	1179238	
SEED POTATOES	LB				1759
990 U STATES			7638235	176322	
			7638235	176322	
SEEDS 5 DOLLARS OR OVER PER LB					1762
1 U KINGDOM		122		816	
49 DENMARK		1054		1543	
54 FRANCE		52		1336	
55 GERMANY W				213	
73 NETHRLNDS		1960		7384	
559 JAPAN		399		4601	
990 U STATES		21744		111854	
		25331		127747	
GARDEN FIELD ROOT SEEDS N O P					1766
1 U KINGDOM		2787		16945	
44 BELG LUX		1590		2312	
49 DENMARK		39588		55531	
54 FRANCE		58		8828	
55 GERMANY W		96		1882	
67 ITALY		10609		17524	
73 NETHRLNDS		73901		138617	

IMPORTS BY COMMODITIES AND COUNTRIES

Commodity and Country	NOVEMBER 1961		JANUARY TO NOVEMBER 1961		Class Number
	Quantity	Value (\$)	Quantity	Value (\$)	
246 CZECHO S		3872		4498	
277 POLAND				5751	
427 UN SO AFR				748	
516 HONG KONG		15843		77311	
519 INDIA		352		6620	
559 JAPAN		683		4782	
755 CHILE				13476	
824 JAMAICA				9918	
874 MEXICO				16038	
879 NICARAGUA		311		20129	
990 U STATES		76141		695977	
		226331		1096887	
TOBACCO TURKISH UNSTEMMED	LB				1776
59 GREECE	4131	3888	31666	29766	
382 TURKEY	21330	16270	269700	204319	
422 RHOD NYAS	5515	3217	17167	9998	
990 U STATES	6834	5224	22825	17619	
	37810	28599	341358	261702	
TOBACCO FLUE CURED UNSTEMMED	LB				1778
427 UN SO AFR			79862	36087	
			79862	36087	
CIGAR LEAF UNSTEMMED	LB				1779
752 BRAZIL	1506	944	2696	1742	
848 CUBA	116	553	67382	125174	
855 DOM REP	80658	22161	88999	25577	
886 P RICO	791	4067	7718	39389	
990 U STATES	47353	136505	556110	2074084	
	130424	164230	722905	2265966	
TOBACCO M O P UNSTEMMED	LB				1780
386 UAR SYRIA	5477	2075	28872	11215	
990 U STATES	356	181	6377	4006	
	5833	2256	35249	15221	
CIGAR LEAF STEMMED	LB				1782
567 PHIL	18781	15850	35264	24619	
848 CUBA	30042	50847	216952	291916	
990 U STATES	44755	85816	490646	754068	
	93578	152513	742862	1070603	
TOBACCO M O P STEMMED	LB				1783
990 U STATES			23163	21441	
			23163	21441	
CIGARS	LB				1784
44 BELG LUX	59	349	378	1472	
49 DENMARK	78	374	656	3742	
54 FRANCE			69	268	
55 GERMANY W	210	758	1931	5120	
73 NETHRLNDS	8768	30123	39881	144372	
86 SWITZRLND	30	99	927	3017	
287 U S S R			60	236	
824 JAMAICA	112	1218	195	2115	
848 CUBA	598	7463	6719	77531	
990 U STATES	2591	9583	20790	62783	
	12446	49967	71606	300656	
CIGARETTES	LB				1785
1 U KINGDOM	1987	6288	8975	25081	
54 FRANCE	1112	1462	6820	9373	
55 GERMANY W			127	157	
277 POLAND			219	300	
287 U S S R			65	59	
990 U STATES	48944	95755	417405	825885	
	52043	103605	433611	860855	
TOBACCO CUT	LB				1787
1 U KINGDOM	13256	35401	110412	275909	
49 DENMARK			183	284	
73 NETHRLNDS	56044	55342	450022	428135	
86 SWITZRLND			441	447	
516 HONG KONG	100	155	700	1039	
990 U STATES	28757	48932	221687	369861	
	98157	139830	783445	1075675	
TOBACCO MANUFACTURED N O P	LB				1788
1 U KINGDOM	1775	3191	12218	21154	
990 U STATES	6872	6893	49694	53408	
	8647	10084	61912	74562	
LOCUST BEANS LOCUST BEAN MEAL	LB				1811
67 ITALY			55115	3881	
990 U STATES	2250	906	23132	6179	
	2250	906	78247	10060	
BROOM CORN	CWT				1813
67 ITALY	1255	22820	8461	133098	
262 HUNGARY			1234	26046	
744 ARGENTINA	205	3450	2524	29732	
990 U STATES	6310	117481	27964	530852	
	7770	143751	40183	719728	
CATTLE FOOD WITH MOLASSES					1815
990 U STATES		24770		178523	
		24770		178523	
DRUGS CRUDE BARKS FLOWERS					1816
1 U KINGDOM		957		5515	
44 BELG LUX				2681	
54 FRANCE		522		4381	
55 GERMANY W				4339	
67 ITALY				474	
86 SWITZRLND		622		622	
246 CZECHO S				86	
262 HUNGARY				1256	
288 YUGO SLAV		160		1174	
427 UN SO AFR				11276	

IMPORTS BY COMMODITIES AND COUNTRIES

Commodity and Country	NOVEMBER 1961		JANUARY TO NOVEMBER 1961		Class Number
	Quantity	Value (\$)	Quantity	Value (\$)	
516 HONG KONG		6682		55192	
519 INDIA		310		4792	
583 THAILAND				713	
614 AUSTRALIA				1821	
752 BRAZIL				396	
758 COLOMBIA				66	
774 PERU				268	
824 JAMAICA		87		862	
869 HONDURAS				111	
990 U STATES		8913		140412	
HAY AND STRAW		18253		236437	
990 U STATES	TON				1818
	4473	126702	41046	1190626	
MUCILAGE AND VEGETABLE GLUE	4473	126702	41046	1190626	
1 U KINGDOM	LB				1824
73 NETHRLNDS	2733	638	17532	5116	
559 JAPAN			29491	3373	
990 U STATES			1100	415	
	47087	10584	424142	96324	
	49820	11222	472265	105228	
PALM LEAF UNMANUFACTURED					1825
559 JAPAN		2274		2274	
990 U STATES				25356	
		2274		27630	
ROOTS MEDICINAL ALKANET JALAP					1827
44 BELG LUX				186	
54 FRANCE		747		3965	
55 GERMANY W				61	
288 YUGO SLAV				410	
516 HONG KONG		1307		4693	
990 U STATES		159		3472	
		2213		12787	
STARCH AND PREPARATIONS N O P	LB				1828
1 U KINGDOM	2080	416	22375	2506	
55 GERMANY W	14331	3406	55721	9245	
73 NETHRLNDS	265400	19930	1210417	98334	
427 UN SO AFR			11000	398	
516 HONG KONG	7080	755	45364	5646	
990 U STATES	779324	98995	13109323	1599634	
	1068215	123502	14454200	1715763	
STARCH POTATO POTATO FLOUR	LB				1829
43 AUSTRIA			4409	1000	
49 DENMARK			110300	5753	
73 NETHRLNDS	17637	1045	633139	34063	
990 U STATES	326344	28830	1997024	207768	
	343981	29875	2744872	248584	
TAR PINE CRUDE IN BULK	GAL				1832
1 U KINGDOM			11736	4862	
990 U STATES	21727	10528	181227	84501	
	21727	10528	192963	89363	
TEASELS					1833
54 FRANCE				1603	
82 SPAIN				1860	
990 U STATES				628	
				4091	
TURPENTINE SPIRITS OF	GAL				1835
1 U KINGDOM			577	924	
54 FRANCE	264	850	724	1164	
874 MEXICO			65543	35363	
990 U STATES	56976	35644	879907	580007	
	57240	36494	946751	617458	
VEGETABLE PRODUCTS N O P					1836
1 U KINGDOM		1993		14981	
49 DENMARK		14054		20022	
54 FRANCE				734	
55 GERMANY W		1257		3561	
64 IRELAND		15965		15965	
67 ITALY		85		2442	
73 NETHRLNDS				3607	
76 NORWAY				1021	
82 SPAIN				591	
86 SWITZRLND				105	
516 HONG KONG		2984		16190	
519 INDIA				1920	
553 CHINA COM				704	
559 JAPAN		162		6131	
752 BRAZIL				1870	
785 VENEZUELA				1780	
874 MEXICO		60		133	
990 U STATES		26796		289922	
		63356		381679	
VEGETABLE COLOURING					1839
1 U KINGDOM				10852	
67 ITALY				1610	
990 U STATES		19637		307387	
		19637		319849	
DEXTRINE STARCH MIXTURES N O P	LB				1840
1 U KINGDOM	381812	27855	1531112	115195	
55 GERMANY W	20000	2294	22293	2658	
73 NETHRLNDS	430987	35932	1907458	143062	
990 U STATES	149000	14721	1350245	131749	
	981799	80802	4811108	392664	
DEXTRINE STARCH NOT A PASTE	LB				1841
990 U STATES	500	164	10570	2200	
	500	164	10570	2200	

IMPORTS BY COMMODITIES AND COUNTRIES

Commodity and Country	NOVEMBER 1961		JANUARY TO NOVEMBER 1961		Class Number
	Quantity	Value (\$)	Quantity	Value (\$)	
DISTILLERS SOLUBLES 990 U STATES	CWT 10318	33816	84260	307623	1842
VEGETABLE FLOUR NOP NOT EDIBLE 516 HONG KONG 990 U STATES	10318	33816	84260	307623	1843
VEGETABLE FLAVOURINGS		90343		717998	
1 U KINGDOM		4163		55541	1845
54 FRANCE		3504		25621	
55 GERMANY #		933		9524	
59 GREECE		3329		4159	
67 ITALY		1216		2667	
73 NETHRLNDS		240		8680	
82 SPAIN		1124		19472	
86 SWITZRLND		678		3095	
288 YUGO SLAV		1233		5269	
382 TURKEY		1139		3619	
519 INDIA				2924	
874 MEXICO		111		1751	
990 U STATES		100556		814863	
		118226		957185	
SIZING PREPARATIONS N O P 990 U STATES	LB 163774	30823	1947634	287594	1846
	163774	30823	1947634	287594	

IMPORTS BY COMMODITIES AND COUNTRIES

Commodity and Country	NOVEMBER 1961		JANUARY TO NOVEMBER 1961		Class Number
	Quantity	Value (\$)	Quantity	Value (\$)	
<u>GROUP 2</u>					
<u>ANIMALS AND ANIMAL PRODUCTS</u>					
BABY CHICKS	NO				2001*
990 U STATES	551726	106837	2910417	623929	
	551726	106837	2910417	623929	
TURKEY POULTS DUCKLINGS GOSLINGS	NO				2002*
990 U STATES	7620	3010	184514	83394	
	7620	3010	184514	83394	
POULTRY LIVE N O P	NO				2003*
990 U STATES	51127	28355	249221	142295	
	51127	28355	249221	142295	
CATTLE PURE BRED	NO				2012
1 U KINGDOM	2	377	43	31297	
990 U STATES	191	89504	2589	1059770	
	193	89881	2632	1091067	
BABY CHICKS AND TURKEY POULTS	NO				2013**
1 U KINGDOM			660	393	
990 U STATES			4941386	1306807	
			4942046	1307200	
DOGS PURE BRED	NO				2014
1 U KINGDOM	30	3231	256	29167	
55 GERMANY W			1	75	
64 IRELAND	12	314	132	5801	
73 NETHRLNDS			3	359	
614 AUSTRALIA			2	228	
815 BERMUDA			3	150	
828 TRINIDAD			1	58	
990 U STATES	35	3341	408	42326	
	77	6886	806	78164	
HORSES PURE BRED	NO				2018
1 U KINGDOM	9	8666	44	52252	
44 BELG LUX			1	1475	
55 GERMANY W			3	2293	
64 IRELAND	1	2900	8	52028	
277 POLAND	14	12650	27	25280	
848 CUBA	1	1000	1	1000	
990 U STATES	84	80669	680	577749	
	109	105885	764	712077	
ANIMALS FOR IMP OF STOCK N O P	NO				2021
1 U KINGDOM			9	742	
990 U STATES	61	578	325	3620	
	61	578	334	4362	
SHEEP	NO				2030
990 U STATES	2	152	49326	732225	
	2	152	49326	732225	
CATTLE N O P	NO				2032
990 U STATES	356	47434	905	143151	
	356	47434	905	143151	
HORSES N O P	NO				2035
1 U KINGDOM	1	175	12	1450	
990 U STATES	69	10651	1333	230193	
	70	10826	1345	231643	
LIVESTOCK N O P	NO				2037
990 U STATES			6	277	
			6	277	
BEEES	PKGS				2041
990 U STATES			145601	591444	
			145601	591444	
TURTLES					2045
758 COLOMBIA				671	
990 U STATES		2601		39285	
		2601		39956	
ALL OTHER ANIMALS LIVING N O P					2046
1 U KINGDOM		1301		18181	
44 BELG LUX		3962		11444	
49 DENMARK				397	
54 FRANCE				280	
55 GERMANY W		1451		7706	
73 NETHRLNDS		7914		71535	
415 KENYA				5053	
457 FR W AFR				413	
487 TUNISIA		349		349	
519 INOIA		22285		144102	
559 JAPAN		415		2309	
583 THAILAND				1708	
614 AUSTRALIA		90		516	
744 ARGENTINA				400	
758 COLOMBIA		256		1004	
774 PERU		492		1227	
785 VENEZUELA				400	
990 U STATES		33200		334745	
		71715		601769	
MINK	NO				2047
76 NORWAY			18	732	
990 U STATES	206	11036	2054	106412	
	206	11036	2072	107144	
BONES CRUDE	CWT				2051
487 TUNISIA			13	437	

*From July 1, 1961

**Discontinued after June 30, 1961

IMPORTS BY COMMODITIES AND COUNTRIES

Commodity and Country	NOVEMBER 1961		JANUARY TO NOVEMBER 1961		Class Number
	Quantity	Value (\$)	Quantity	Value (\$)	
559 JAPAN	30	1413	48	2119	
990 U STATES	13	983	6382	42369	
BONE DUST CHARRED BONE	43	2396	6443	44925	
1 U KINGDOM	CWT 7485	40488	53030	212163	2052
614 AUSTRALIA	500	1876	7690	28375	
990 U STATES	46	827	5014	77773	
BONE PITCH CRUDE ONLY	8031	43191	65734	318311	
990 U STATES	CWT 950	7866	3415	22036	2053
CHARCOAL ANIMAL FOR SUGAR	950	7866	3415	22036	
1 U KINGDOM	CWT 5660	60288	24536	257549	2054
385 UAR EGYPT	5660	60288	9875	59697	
SHELLS AND FOSSILS N O P	5660	60288	34411	317246	
54 FRANCE				71	2073
55 GERMANY W				501	
67 ITALY				149	
73 NETHRLNDS				105	
559 JAPAN		291		1191	
567 PHIL				3877	
815 BERMUDA				1076	
990 U STATES		1256		12205	
OYSTER SHELLS CRUSHED OR NOT		1547		19175	
49 DENMARK	CWT		24060	14415	2075
990 U STATES	54727	41297	533983	407629	
FEATHERS NATURAL	54727	41297	558043	422044	
1 U KINGDOM				2617	2081
49 DENMARK				450	
54 FRANCE		63		1869	
55 GERMANY W		269		14409	
277 POLAND				1159	
288 YUGO SLAV				675	
427 UN SO AFR		646		2580	
516 HONG KONG				51345	
553 CHINA COM		750		1283	
990 U STATES		13187		214663	
BADMINTON SHUTTLECOCKS BIRDS		14915		291050	
1 U KINGDOM	GROSS 240	3989	2055	28630	2083
49 DENMARK			151	2782	
55 GERMANY W			50	538	
519 INDIA			13	235	
527 PAKISTAN	10	115	208	1779	
553 CHINA COM	83	339	83	339	
559 JAPAN	44	251	1654	8876	
990 U STATES	232	8707	3362	67702	
MANUFACTURES OF FEATHERS N O P	609	13401	7576	110881	
1 U KINGDOM		287		6325	2084
54 FRANCE		232		22370	
55 GERMANY W				16023	
67 ITALY				1547	
246 CZECHO S				787	
258 GERMANY E				219	
279 ROUMANIA				510	
427 UN SO AFR		549		2307	
516 HONG KONG		91		62491	
519 INDIA				245	
559 JAPAN				1852	
990 U STATES		1642		25856	
FEATHERBONE COILS		2801		140532	
990 U STATES				3595	2085
QUILLS NATURAL OR UNPLUMED				3595	
1 U KINGDOM				3324	2086
49 DENMARK				585	
54 FRANCE		492		492	
67 ITALY		1400		2260	
277 POLAND				882	
427 UN SO AFR				2074	
516 HONG KONG				196	
990 U STATES				22000	
SHRIMPS PRAWNS FRESH OR FROZEN		1892		31813	
516 HONG KDNG	LB 6260	4426	245645	114632	2090
519 INDIA			2000	1593	
559 JAPAN			5750	3644	
758 COLOMBIA			20808	18612	
763 ECUADOR	8000	4968	8750	5699	
777 SURINAM			10350	9855	
845 C RICA			14250	12058	
857 EL SALVD	5000	3400	14116	10336	
874 MEXICO	101200	93641	706613	579741	
879 NICARAGUA			8673	6205	
883 PANAMA	5450	5032	52509	33455	
990 U STATES	287025	252130	1979414	1609629	
COO HADDOCK POLLOCK FRESH	412935	363597	3068878	2405459	
1 U KINGDOM	LB 9000	1994	27397	6769	2091
49 DENMARK			68152	14386	
990 U STATES	91009	21328	771157	142627	
	100009	23322	866706	163782	

IMPORTS BY COMMODITIES AND COUNTRIES

Commodity and Country	NOVEMBER 1961		JANUARY TO NOVEMBER 1961		Class Number
	Quantity	Value (\$)	Quantity	Value (\$)	
HALIBUT FRESH	LB				2092
559 JAPAN			20000	4276	
990 U STATES	437509	111156	1782095	435070	
	437509	111156	1802095	439346	
FISH LIVERS	LB				2093
990 U STATES	3508	1228	88250	20119	
	3508	1228	88250	20119	
HERRINGS FRESH	LB				2094
49 DENMARK			6300	855	
76 NORWAY			2200	210	
78 PORTUGAL	6750	1511	78977	17226	
990 U STATES			66976	4242	
	6750	1511	154453	22533	
LIVE FISH AND EGGS PROPAGATING					2095
990 U STATES		3818		44682	
		3818		44682	
LOBSTERS FRESH OR BOILED	LB				2096
752 BRAZIL			2750	3495	
848 CUBA			750	896	
990 U STATES	97716	53632	474372	273038	
	97716	53632	477872	277422	
OYSTERS SEED AND BREEDING					2098
559 JAPAN				9440	
990 U STATES				533	
				9973	
OYSTERS FRESH OR FROZEN	GAL				2100
516 HONG KONG			70	221	
990 U STATES	19751	162266	71920	535691	
	19751	162266	71990	535912	
SALMON FRESH	LB				2101
78 PORTUGAL	1250	647	20309	7157	
990 U STATES	1749	1231	442741	217625	
	2999	1878	463050	224782	
SQUID FRESH					2102
1 U KINGDOM				255	
78 PORTUGAL		84		866	
516 HONG KONG		1600		7804	
559 JAPAN				266	
990 U STATES		4224		30488	
		5908		39679	
FISH ALL OTHER FRESH	LB				2103
1 U KINGDOM			7364	1900	
49 DENMARK	113600	58116	526240	259470	
73 NETHRLNDS	3650	2083	104282	46788	
76 NORWAY			1400	228	
78 PORTUGAL	32453	8750	150155	39066	
516 HONG KONG	210	142	8194	3771	
559 JAPAN	36700	15435	2094153	293745	
654 FR NE OCE			302085	40349	
990 U STATES	117751	23923	1610133	334949	
	304364	108449	4804006	1020266	
COO HADDOCK POLLOCK DRIED	LB				2111
1 U KINGDOM			34090	7166	
76 NORWAY	26101	10269	78450	29958	
990 U STATES	1250	194	3400	786	
	27351	10463	115940	37910	
HERRINGS SALTED	LB				2115
1 U KINGDOM	93300	15207	443950	67957	
49 DENMARK	2205	424	21683	2564	
53 FINLAND	2460	468	2460	468	
55 GERMANY W	346	123	861	223	
63 ICELAND			24250	3006	
73 NETHRLNDS	194551	51092	643261	160742	
76 NORWAY	702620	105295	1336348	174280	
85 SWE OEN	27586	3165	118966	23354	
990 U STATES	2020	686	51563	8974	
	1025088	176460	2643342	441568	
FISH DRIED M O P	LB				2120
76 NORWAY	1980	501	13547	5172	
516 HONG KONG	2496	2318	11188	8065	
559 JAPAN	2125	1176	8988	5368	
990 U STATES	540	487	13915	4602	
	7141	4482	47638	23207	
FISH ALL OTHER SALTED	LB				2121
1 U KINGDOM			26445	4083	
67 ITALY			9485	2698	
76 NORWAY	3968	1028	8634	2604	
78 PORTUGAL	11610	2591	14021	3299	
82 SPAIN	32008	4058	120583	20659	
516 HONG KONG	5898	4338	71039	43474	
949 GREENLAND	771618	101430	771618	101430	
990 U STATES	135	57	33683	11718	
	825237	113502	1055508	189965	
FISH OTHER SMOKED OR BONELESS	LB				2122
1 U KINGDOM	184336	36445	932831	189275	
44 BELG LUX	3000	998	5040	1630	
73 NETHRLNDS	10078	2207	30097	6970	
76 NORWAY			9682	1475	
516 HONG KONG	778	566	1128	776	
990 U STATES	2202	1400	66031	19955	
	200394	41616	1044809	220081	
SHRIMPS AND PRAWNS CANNEO	LB NT				2130
1 U KINGDOM			498	678	
49 DENMARK	1812	3839	3907	8050	
76 NORWAY	4151	4763	29635	32995	
85 SWE OEN	111	145	470	648	

IMPORTS BY COMMODITIES AND COUNTRIES

Commodity and Country	NOVEMBER 1961		JANUARY TO NOVEMBER 1961		Class Number
	Quantity	Value (\$)	Quantity	Value (\$)	
516 HONG KONG			2908	1556	
519 INDIA	12376	11838	85576	79993	
527 PAKISTAN			1092	1305	
553 CHINA COM			330	340	
559 JAPAN	32426	31401	34233	33727	
874 MEXICO	67500	90045	67649	90225	
990 U STATES	161791	225116	1418497	1784930	
CRABS CLAMS CANNED	280167	367147	1644795	2034447	
LB NT					2131
1 U KINGDOM			527	659	
516 HONG KONG			235	66	
559 JAPAN	335071	71697	1346561	325506	
990 U STATES	4744	2466	15050	8184	
KIPPERED HERRINGS CANNED	339815	74163	1362373	334415	
LB NT					2132
1 U KINGDOM	41135	11430	193960	55605	
55 GERMANY W			2368	840	
76 NORWAY	25561	10297	170867	61205	
LOBSTERS CANNED PREPARED N O P	66696	21727	367195	117650	
LB NT					2133
49 DENMARK			68	194	
559 JAPAN			114	171	
990 U STATES	990	1364	17388	24632	
OYSTERS PREPARED PRESERVED NOP	990	1364	17570	24997	
LB NT					2137
516 HONG KONG	785	1244	13886	20986	
559 JAPAN	92870	52738	561223	273009	
990 U STATES	27183	16105	84954	63560	
SALMON CANNED PREPARED N O P	120838	70087	660063	357555	
LB NT					2138
55 GERMANY W	267	383	1271	1205	
85 SWEDEN			1493	2432	
559 JAPAN	1318	1981	13165	9688	
990 U STATES			1419951	1092613	
PILCHARD CANNED	1585	2364	1435880	1105938	
LB NT					2139
1 U KINGDOM	525	138	5035	971	
990 U STATES	58848	8882	138408	21119	
ANCHOVIES SARDINES CANNED	59373	9020	143443	22090	
LB NT					2140
1 U KINGDOM	1765	744	16061	6245	
49 DENMARK	3270	1959	24799	12289	
54 FRANCE	858	529	3883	2602	
55 GERMANY W			3028	1238	
67 ITALY	110	100	8226	3651	
76 NORWAY	296039	176520	1381063	878087	
78 PORTUGAL	196970	105337	822460	420310	
82 SPAIN	1056	488	21350	11581	
85 SWEDEN	9462	4108	20407	10915	
277 POLAND			24188	9385	
287 U S S R			2628	1788	
473 MOROCCO	11914	6035	30733	13795	
990 U STATES	665	468	12629	5204	
TUNA FISH CANNED	522109	296288	2371455	1377090	
LB NT					2143
54 FRANCE	1853	1045	1853	1045	
67 ITALY			1950	1095	
78 PORTUGAL			984	720	
524 MALAYA			35700	13724	
559 JAPAN	162015	60466	3843525	1429155	
990 U STATES			44460	19410	
FISH PRESERVED IN OIL N O P	163868	61511	3928472	1465149	
LB NT					2144
49 DENMARK		12174		22922	
54 FRANCE		284		350	
55 GERMANY W		5198		23446	
67 ITALY				5540	
76 NORWAY		1135		7104	
78 PORTUGAL		37353		86457	
82 SPAIN				414	
277 POLAND				3471	
516 HONG KONG		2689		20980	
559 JAPAN		254		9600	
774 PERU		31020		714800	
990 U STATES		792		44539	
FISH PREPARED OR PRESERVED NOP		90899		942623	
LB NT					2145
1 U KINGDOM		2770		20532	
49 DENMARK		1630		18980	
54 FRANCE		1295		6338	
55 GERMANY W		4477		9273	
67 ITALY				1980	
73 NETHRLNDS		918		2456	
76 NORWAY		185		20570	
78 PORTUGAL		711		2618	
85 SWEDEN		448		1342	
277 POLAND				10090	
287 U S S R				2198	
427 UN SO AFR		3983		3983	
516 HONG KONG		2641		18633	
519 INDIA				3712	
559 JAPAN		3373		34250	
755 CHILE				2039	
774 PERU				6222	
874 MEXICO				15352	
990 U STATES		12050		148949	
		34481		329517	

IMPORTS BY COMMODITIES AND COUNTRIES

Commodity and Country	NOVEMBER 1961		JANUARY TO NOVEMBER 1961		Class Number
	Quantity	Value (\$)	Quantity	Value (\$)	
HERRINGS CANNED					2146
1 U KINGDOM	LB NT				
49 DENMARK	17898	4275	120850	26338	
53 FINLAND			703	490	
55 GERMANY W			571	367	
73 NETHRLNDS	50365	14635	378476	101865	
76 NORWAY	2327	870	17142	3790	
85 SWEDEN	12323	5941	49239	24240	
277 POLAND	6902	3006	33023	17047	
990 U STATES			1505	688	
			3785	1615	
	89815	28727	605294	176440	
FISH OFFAL OR REFUSE					2151
559 JAPAN	CWT		7386	96963	
990 U STATES	6595	16271	57821	152526	
	6595	16271	65207	249489	
SPONGES OF MARINE PRODUCTION					2152
1 U KINGDOM		501		2520	
54 FRANCE				3247	
59 GREECE		1035		40463	
67 ITALY				1610	
848 CUBA				15429	
990 U STATES		1970		17585	
		3506		80854	
FISHERY PRODUCTS N O P					2153
1 U KINGDOM		162		2278	
49 DENMARK		4009		14856	
54 FRANCE		1585		13244	
55 GERMANY W		1224		13268	
59 GREECE				72	
73 NETHRLNDS				694	
76 NORWAY		63		2415	
78 PORTUGAL		7822		17897	
85 SWEDEN		595		876	
287 U S S R				1002	
516 HONG KONG		9285		41013	
519 INDIA				3226	
524 MALAYA				504	
553 CHINA COM				538	
559 JAPAN		3830		38560	
614 AUSTRALIA		8328		51164	
617 FIJI				628	
716 B GUIANA		196		2188	
752 BRAZIL		358		7979	
774 PERU				248	
845 C RICA				404	
848 CUBA				25125	
874 MEXICO				1898	
990 U STATES		85877		548416	
		123334		788493	
FISH MEAL					2154
774 PERU	CWT	81574	110421	513051	
990 U STATES		20	17939	82866	
		81594	128360	595917	
FUR SKINS CHINA AND JAP MINK					2155
1 U KINGDOM	NO		72950	62459	
287 U S S R			2500	2032	
553 CHINA COM	10000	13305	252000	313805	
559 JAPAN			19000	28014	
990 U STATES			4632	6969	
	10000	13305	351082	413279	
FUR SKINS RACCOON UNDRRESSED					2157
1 U KINGDOM	NO				
990 U STATES	1170	1578	1170	1578	
	12720	10879	308527	535856	
	13890	12457	309697	537434	
FUR SKINS SHEEP LAMB UNDRRESSED					2158
744 ARGENTINA	NO		1890	2223	
990 U STATES	20391	11304	290692	212130	
	20391	11304	292582	214353	
FUR SKINS FOX UNDRRESSED					2162
1 U KINGDOM	NO	6350	32976	265370	
76 NORWAY			235	3419	
85 SWEDEN			1000	28269	
277 POLAND			35655	384904	
287 U S S R			4390	30504	
954 ST PIERRE			32	480	
990 U STATES	2317	23813	18068	114185	
	8667	65827	92356	827131	
FUR SKINS KOLINSKY UNDRRESSED					2163
1 U KINGDOM	NO	12807	75507	155029	
85 SWEDEN		17880	18400	38828	
287 U S S R			88650	182629	
553 CHINA COM	21500	41414	25100	48904	
564 KOREA			21580	29487	
990 U STATES	7744	6004	23798	23109	
	42051	65298	253035	477986	
FUR SKINS MINK UNDRRESSED					2164
1 U KINGDOM	NO		50769	404294	
49 DENMARK			9499	101374	
53 FINLAND			3505	50147	
76 NORWAY			17080	215829	
85 SWEDEN			6774	100666	
287 U S S R			8177	67834	
990 U STATES	3536	28284	377891	4127149	
	3536	28284	473685	5067293	
FUR SKINS MUSKRAT UNDRRESSED					2165
990 U STATES	NO				
	52086	49173	1273857	1203501	
	52086	49173	1273857	1203501	

IMPORTS BY COMMODITIES AND COUNTRIES

Commodity and Country	NOVEMBER 1961		JANUARY TO NOVEMBER 1961		Class Number	
	Quantity	Value (\$)	Quantity	Value (\$)		
FUR SKINS PERSIAN LAMB UNDRRESS	NO				2166	
1 U KINGDOM	40114	233474	268499	1600034		
55 GERMANY W			425	2924		
73 NETHRLNDS	4704	25962	13768	78248		
85 SWEDEN	6324	42650	101428	608571		
287 U S S R	2840	16038	141862	861431		
427 UN SO AFR			2000	19866		
527 PAKISTAN			2991	31844		
990 U STATES	14650	118575	363578	2936279		
	68632	436699	894551	6139197		
FUR SKINS RABBIT UNDRRESSED	NO				2167	
54 FRANCE	5000	1922	66100	37510		
559 JAPAN			5400	2753		
990 U STATES	7000	4719	46359	28271		
	12000	6641	117859	68534		
FUR SKINS SQUIRREL UNDRRESSED	NO				2168	
1 U KINGDOM			175191	120772		
85 SWEDEN			3000	1244		
287 U S S R			15000	9153		
990 U STATES			16282	11343		
			209473	142512		
FUR SKINS UNDRRESSED N O P	NO				2169	
1 U KINGDOM	5248	47759	13744	100309		
49 DENMARK			470	6567		
76 NORWAY	700	4087	2506	13453		
85 SWEDEN			993	19008		
287 U S S R			5840	47873		
344 ETHIOPIA			30	3119		
386 UAR SYRIA			113	449		
516 HONG KONG			5935	3016		
519 INDIA			35	2087		
752 BRAZIL	96	4804	2418	61246		
990 U STATES	2978	14024	129357	983848		
	9022	70674	161441	1240975		
RABBIT SKINS DRESSED N O P	DOZ					2172
1 U KINGDOM			6	160		
44 BELG LUX	1000	2509	6867	19954		
54 FRANCE			615	5984		
55 GERMANY W			1317	12255		
82 SPAIN			50	71		
990 U STATES	902	8629	4115	29845		
	1902	11138	12970	68269		
FUR SKINS DRESSED N O P					2173	
1 U KINGDOM		62395		348830		
44 BELG LUX		1809		2240		
54 FRANCE		8663		12423		
55 GERMANY W		1233		102798		
67 ITALY		2260		30507		
76 NORWAY		2259		20018		
85 SWEDEN				13952		
86 SWITZRLND				691		
287 U S S R				51925		
355 ISRAEL				464		
427 UN SO AFR				22694		
614 AUSTRALIA				447		
744 ARGENTINA				1780		
752 BRAZIL				1510		
782 URUGUAY				6512		
874 MEXICO				1386		
990 U STATES		79320		2501616		
		157939		3119793		
HATTERS FURS NOT ON THE SKIN	LB				2174	
1 U KINGDOM	4850	25632	14015	71677		
44 BELG LUX	600	1358	31650	67409		
54 FRANCE	21492	37997	41298	72466		
55 GERMANY W	1660	4573	43355	113547		
67 ITALY			2850	5165		
78 PORTUGAL			1005	1697		
82 SPAIN	15451	26594	77451	137840		
614 AUSTRALIA			2500	12225		
990 U STATES	10825	44300	81808	324098		
	54878	140454	295932	806124		
FUR SKINS SHEEP DRESSED					2175	
1 U KINGDOM		349		12154		
262 HUNGARY				288		
622 NEW ZEAL		611		611		
990 U STATES		4085		60554		
		5045		73607		
MANUFACTURES OF FUR N O P					2181	
1 U KINGDOM		421		29126		
44 BELG LUX		554		5398		
54 FRANCE		118		517		
55 GERMANY W				6401		
59 GREECE		2323		58908		
67 ITALY		2179		2179		
76 NORWAY		901		3691		
85 SWEDEN				1033		
86 SWITZRLND		175		1871		
553 CHINA COM				27016		
559 JAPAN				1527		
614 AUSTRALIA		286		2330		
990 U STATES		44880		568728		
		51837		708725		
BRISTLES ANIMAL	LB				2191	
1 U KINGDOM	7351	66521	144610	868162		
55 GERMANY W	1600	7313	12826	66593		

IMPORTS BY COMMODITIES AND COUNTRIES

Commodity and Country	NOVEMBER 1961		JANUARY TO NOVEMBER 1961		Class Number
	Quantity	Value (\$)	Quantity	Value (\$)	
73 NETHRLNDS	933	5881	23236	107613	
553 CHINA COM			1600	9182	
744 ARGENTINA			75	268	
990 U STATES	13481	56722	68221	311866	
HAIR UNMANUFACTURED	23365	136437	250568	1363684	2192
1 U KINGDOM	LB 124	5511	337	15022	
55 GERMANY W			565	3727	
67 ITALY	110	3364	153	3885	
246 CZECHO S			36	615	
516 HONG KONG			10	1553	
990 U STATES	109184	11423	946410	154587	
HORSE HAIR	109418	20298	947511	179389	2193
1 U KINGDOM	LB		22	133	
86 SWITZRLND			1342	2553	
990 U STATES	3594	4718	36352	46821	
MANUFACTURES OF HAIR	3594	4718	37716	49507	2195
1 U KINGDOM		1237		18716	
54 FRANCE		90		4525	
55 GERMANY W		5527		46889	
73 NETHRLNDS				66	
516 HONG KONG				4589	
553 CHINA COM		428		3189	
559 JAPAN		3233		10415	
990 U STATES		3159		29040	
HORSE HIDES		13674		117429	2200
1 U KINGDOM	NO 2042	15906	2042	15906	
54 FRANCE			1800	17964	
990 U STATES			3691	25101	
CALF SKINS AND KIPS RAW		2042	7533	58971	2201
54 FRANCE	NO		6660	56995	
67 ITALY	5000	64393	12798	169387	
86 SWITZRLND			2800	31344	
954 ST PIERRE			107	129	
990 U STATES	18469	156303	447296	3043989	
CATTLE HIDES RAW	23469	220696	469661	3301844	2202
54 FRANCE	NO		1933	23291	
67 ITALY			1000	11934	
954 ST PIERRE			149	408	
990 U STATES	83900	792494	764955	6138470	
SHEEP SKINS RAW	83900	792494	768037	6174103	2203
1 U KINGDOM	NO		180	1042	
954 ST PIERRE			149	83	
990 U STATES	56304	51856	948474	746646	
OTHER HIDES AND SKINS RAW	56304	51856	948803	747771	2204
990 U STATES	NO		6170	17258	
GOAT SKINS AND KID SKINS RAW	NO		6170	17258	2205
990 U STATES			17193	7220	
HIDE SECTIONS OR BELLIES	NO		17193	7220	2206
1 U KINGDOM			1559	12286	
990 U STATES	35867	20915	353981	309286	
LEATHER DRESSED KID	35867	20915	355540	321572	2210
1 U KINGDOM		101160		1001440	
54 FRANCE				4745	
55 GERMANY W		5394		27161	
82 SPAIN				185	
990 U STATES		30939		390249	
BELTING LEATHER IN BUTTS		137493		1423780	2211
1 U KINGDOM		12005		65847	
43 AUSTRIA				371	
54 FRANCE		874		7781	
55 GERMANY W		1147		5083	
990 U STATES		1549		67053	
LEATHER TANNED N O P		15575		146135	2213
1 U KINGDOM		14810		113213	
43 AUSTRIA		412		2237	
54 FRANCE				9352	
55 GERMANY W				2407	
427 UN SO AFR				709	
519 INDIA				83224	
527 PAKISTAN				2222	
559 JAPAN				12237	
614 AUSTRALIA		540		624	
990 U STATES		28076		232441	
LEATHER DRESSED N O P		43838		458666	2215
1 U KINGDOM		95756		771582	
43 AUSTRIA		1975		9221	
44 BELG LUX				4065	
54 FRANCE		48389		498652	
55 GERMANY W		18414		57017	
64 IRELAND				3240	
67 ITALY		546		32359	
73 NETHRLNDS		3407		104712	

IMPORTS BY COMMODITIES AND COUNTRIES

Commodity and Country	NOVEMBER 1961		JANUARY TO NOVEMBER 1961		Class Number
	Quantity	Value (\$)	Quantity	Value (\$)	
82 SPAIN		1443		4384	
85 SWEDEN				2363	
86 SWITZRLND				8880	
527 PAKISTAN				2723	
559 JAPAN		186		3375	
614 AUSTRALIA		1529		3622	
752 BRAZIL				573	
874 MEXICO				133	
990 U STATES		105591		1172581	
		277236		2679482	
CHAMOIS SKIN					2216
1 U KINGDOM		38419		341734	
44 BELG LUX		1078		1446	
64 IRELAND				83	
622 NEW ZEAL				3841	
990 U STATES		265		4864	
		39762		351968	
PATENT AND UPHOLSTERY LEATHER					2217
1 U KINGDOM		721		2605	
55 GERMANY W				1193	
85 SWEDEN		1326		1326	
990 U STATES		9589		44515	
		11636		49639	
SOLE LEATHER					2218
1 U KINGDOM	LB 15168	5581	102506	39855	
43 AUSTRIA			908	675	
54 FRANCE	802	487	3725	2280	
355 ISRAEL			954	454	
990 U STATES	2778	1618	23045	11077	
	18748	7686	131138	54341	
SCRAP LEATHER					2219
622 NEW ZEAL				226	
990 U STATES		1104		36862	
		1104		37088	
PIG MOROCCO ROLLER LEATHERS					2220
1 U KINGDOM		60054		649680	
559 JAPAN		1705		18446	
990 U STATES		50882		466684	
		112641		1134810	
LEATHER FROM EAST INDIA KIP					2221
1 U KINGDOM		147079		1046948	
990 U STATES				634	
		147079		1047582	
LEATHER FOR GLOVES OR CLOTHING					2224
1 U KINGDOM		94884		951401	
49 DENMARK				1595	
54 FRANCE		1721		9298	
55 GERMANY W				776	
73 NETHRLNDS				591	
559 JAPAN				1082	
990 U STATES		121658		1092634	
		218263		2057377	
LEATHER FOR UPHOLSTERY LEATHER					2225
1 U KINGDOM		5965		92937	
990 U STATES		1446		10243	
		7411		103180	
CRUST OIL LEATHER FOR CHAMOIS					2226
1 U KINGDOM				1018	
				1018	
BOOTS AND SHOES MENS LEATHER					2232
1 U KINGDOM	PAIR 27068	147374	501535	2464759	
43 AUSTRIA	5353	47178	10208	110905	
49 DENMARK			248	828	
53 FINLAND	25	223	355	2823	
54 FRANCE	3228	13586	35289	164399	
55 GERMANY W	5053	48021	39550	264529	
64 IRELAND	90	590	5505	23797	
67 ITALY	19480	114466	241093	1073953	
73 NETHRLNDS	153	1123	5708	24694	
76 NORWAY	114	1180	249	2580	
82 SPAIN	604	2792	4629	18053	
85 SWEDEN	31	264	136	1382	
86 SWITZRLND	2613	27235	3243	39080	
246 CZECHOS	631	1897	18122	38891	
262 HUNGARY			417	2261	
288 YUGO SLAV	16	60	392	1513	
355 ISRAEL			348	1811	
516 HONG KONG	248	303	4720	10053	
519 INDIA	10	60	167	720	
559 JAPAN	785	1507	8363	13512	
874 MEXICO	68	635	251	2276	
990 U STATES	4563	29384	70847	419892	
	70133	437878	951375	4682711	
BOOTS AND SHOES WOMENS LEATHER					2233
1 U KINGDOM	PAIR 17427	88050	340188	1493757	
43 AUSTRIA	828	9066	3160	32492	
44 BELG LUX			361	2657	
53 FINLAND	86	670	226	1688	
54 FRANCE	387	2262	17974	124742	
55 GERMANY W	2906	13746	23961	137166	
64 IRELAND	4192	23703	25417	129167	
67 ITALY	13293	54271	348255	1169726	
73 NETHRLNDS	248	819	1767	5761	
82 SPAIN	166	1009	1970	11594	
85 SWEDEN			18	142	
86 SWITZRLND	233	1810	5946	53024	

IMPORTS BY COMMODITIES AND COUNTRIES

Commodity and Country	NOVEMBER 1961		JANUARY TO NOVEMBER 1961		Class Number
	Quantity	Value (\$)	Quantity	Value (\$)	
246 CZECHO S			117	250	
288 YUGO SLAV			161	551	
516 HONG KONG	224	317	701	1566	
519 INDIA			447	1137	
559 JAPAN	3150	1585	34503	38583	
774 PERU			66	119	
867 HAITI			164	580	
874 MEXICO	42	214	1054	2048	
990 U STATES	15541	67272	278318	1371025	
	58723	264794	1084774	4577775	
BOOTS SHOES CHILDRENS LEATHER	PAIR				2234
1 U KINGDOM	6664	14203	148907	235319	
43 AUSTRIA	241	1339	1465	10361	
54 FRANCE			1450	6224	
55 GERMANY W	1535	5408	11595	38757	
67 ITALY	5611	16509	49338	119779	
73 NETHRLNDS			720	2326	
82 SPAIN			428	816	
246 CZECHO S			3200	6194	
516 HONG KONG	1680	1451	3710	2976	
519 INDIA			38328	33282	
559 JAPAN	2160	866	4748	2511	
990 U STATES	2853	4023	27360	53090	
	20744	43799	291249	511635	
HARNESS AND SADDLERY					2238
1 U KINGDOM		11109		113805	
55 GERMANY W		5186		30306	
67 ITALY				1070	
73 NETHRLNDS				77	
82 SPAIN				562	
385 UAR EGYPT		320		388	
519 INDIA		849		5647	
559 JAPAN				2709	
614 AUSTRALIA				128	
744 ARGENTINA				630	
874 MEXICO		1322		20796	
990 U STATES		31738		452267	
		50524		628385	
LEATHER BELTING					2239
1 U KINGDOM		7245		63977	
43 AUSTRIA				8177	
49 DENMARK				1916	
55 GERMANY W		368		24219	
73 NETHRLNDS		254		341	
990 U STATES		3044		27437	
		10911		126067	
MFRS OF LEATHER OR RAWHIDE NOP					2241
1 U KINGDOM		14787		155462	
43 AUSTRIA				508	
44 BELG LUX		109		109	
49 DENMARK		188		1868	
54 FRANCE		478		3612	
55 GERMANY W		2020		21478	
67 ITALY		1784		17218	
73 NETHRLNDS		210		1260	
82 SPAIN		124		2123	
85 SWEDEN		50		451	
86 SWITZRLND				2159	
246 CZECHO S				666	
473 MOROCCO		158		779	
527 PAKISTAN				1511	
559 JAPAN		1116		22849	
874 MEXICO				1290	
990 U STATES		53497		499709	
		74521		733052	
SOLES AND HEELS LEATHER					2243
1 U KINGDOM		2908		15496	
614 AUSTRALIA				359	
990 U STATES		8457		103833	
		11365		119688	
SHOE LIFTS AND WELTING LEATHER					2244
1 U KINGDOM		318		2597	
990 U STATES		8279		90089	
		8597		92686	
STRAPS OF LEATHER N O P					2245
1 U KINGDOM		5865		34538	
55 GERMANY W		251		8156	
67 ITALY		173		1675	
86 SWITZRLND		4132		10872	
990 U STATES		8043		62358	
		18464		117599	
BICYCLE SADDLES	NO				2246
1 U KINGDOM	6030	3888	19557	11669	
55 GERMANY W	34980	22898	117957	72564	
67 ITALY			2000	932	
73 NETHRLNDS	16310	12943	99750	73779	
559 JAPAN	620	351	8004	4988	
990 U STATES	660	316	42311	20036	
	58600	40396	296579	183968	
CHICKENS AND FOWL EVISERATED	LB				2247*
990 U STATES	135459	47664	1686213	596557	
	135459	47664	1686213	596557	

IMPORTS BY COMMODITIES AND COUNTRIES

Commodity and Country	NOVEMBER 1961		JANUARY TO NOVEMBER 1961		Class Number
	Quantity	Value (\$)	Quantity	Value (\$)	
TURKEYS EVISCERATED 990 U STATES	LB 40662	13137	1464836	462869	2248*
POULTRY EVISCERATED N O P 990 U STATES	LB 228824	85685	699374	252427	2249*
BEEF AND VEAL FRESH 64 IRELAND 614 AUSTRALIA 622 NEW ZEAL 990 U STATES	LB 44440 439076 502155 557564	20144 142319 133080 289010	188980 2571787 8057566 4387352	85028 885916 2308503 2625394	2251
MUTTON AND LAMB FRESH 614 AUSTRALIA 622 NEW ZEAL 990 U STATES	LB 2925232 926052 5599	578655 163111 4115	18734129 9803740 731230	4210426 1785991 286036	2252
PORK FRESH 614 AUSTRALIA 990 U STATES	LB 1858507 1858507	560619 560619	21960 27619023	12398 9046562	2253
POULTRY NOP GAME PARTRIDGE 990 U STATES	LB		523666	189747	2254**
CHICKENS AND FOWL DEAD N O P 990 U STATES	LB 243798	54772	970711	218094	2255*
POULTRY DEAD N O P	LB 243798	54772	970711	218094	2256*
MEATS FRESH N O P 848 CUBA 990 U STATES	LB 4941	2961	6500 74309	6087 54328	2257
EDIBLE OFFAL FRESH 614 AUSTRALIA 622 NEW ZEAL 990 U STATES	LB 54180 69986 77488	26673 35219 18624	359562 174209 2734687	177293 85031 513640	2258
CHICKENS AND FOWL N O P 990 U STATES	LB		7901341	2053803	2259**
TURKEYS NOP 990 U STATES	LB		2951889	1027602	2260**
PORK PREP OR PRESERVED N O P 49 DENMARK 990 U STATES	LB 120 1227322	103 352998	848 11159919	267 3601408	2261
BEEF PICKLED 990 U STATES	LB 1202619	343926	11693294	3578748	2263
CANNED MEATS POULTRY GAME NOP 1 U KINGDOM 49 DENMARK 54 FRANCE 55 GERMANY W 64 IRELAND 73 NETHRLNDS 76 NORWAY 85 SWEDEN 262 HUNGARY 277 POLAND 516 HONG KONG 559 JAPAN 614 AUSTRALIA 622 NEW ZEAL 744 ARGENTINA 990 U STATES	LB NT 2117 52062 18519 88 19868 185 9120 204 79552 90000 3600 2075	2095 32732 9960 94 5885 199 4406 54 22516 45218 1207 2745	611981 1445934 268334 10104 4800 104315 977 509 3174 148980 408 1012 179068 91890 306799 2531600	186487 563392 114901 5050 1523 30599 435 538 663 81627 236 1185 53553 46146 95131 657067	2264
EXTRACTS OF MEAT FLUID BEEF 1 U KINGDOM 73 NETHRLNDS 614 AUSTRALIA 622 NEW ZEAL 744 ARGENTINA 769 PARAGUAY 990 U STATES	LB 114253 1191 1680 107497 15456	66756 1208 3701 62044 24443	146483 7365 36104 53760 137401 79577 830	111393 7392 84765 132230 124243 45543 2250	2265
MEATS PREPARED NOT CANNED 990 U STATES	LB 50854	47701	956297	755976	2266
SAUSAGE NOT CANNED OR BOTTLED 990 U STATES	LB 14393	12675	156311	133986	2269
SOUPS SOUP PREPARATIONS N O P 1 U KINGDOM 49 DENMARK 54 FRANCE 55 GERMANY W 73 NETHRLNDS 86 SWITZRLNO 355 ISRAEL 559 JAPAN		225 58 27435 5399 22149 50		10434 2721 6260 35503 53278 206380 1448 3667	2270

*From July 1, 1961

**Discontinued after June 30, 1961

IMPORTS BY COMMODITIES AND COUNTRIES

Commodity and Country	NOVEMBER 1961		JANUARY TO NOVEMBER 1961		Class Number
	Quantity	Value (\$)	Quantity	Value (\$)	
769 PARAGUAY		11822		11822	
990 U STATES		47155		428281	
MEAT PIES FROZEN		114293		759794	
990 U STATES	LB				2271
	228300	76103	2238660	735328	
	228300	76103	2238660	735328	
COMPLETE DINNERS MEAT FROZEN	LB				2272
990 U STATES	86773	49020	1483522	828875	
	86773	49020	1483522	828875	
BEEF CANNED N O P	LB NT				2273
1 U KINGDOM			4776	1868	
49 DENMARK			192	93	
614 AUSTRALIA	80400	25059	741376	237099	
744 ARGENTINA	29100	11738	240984	82976	
990 U STATES	295	202	9937	6063	
	109795	36999	997265	328099	
CORNEED BEEF CANNED	LB NT				2274
54 FRANCE			55756	20126	
614 AUSTRALIA	809756	355835	4919120	2209787	
744 ARGENTINA	796070	331811	3964316	1476514	
769 PARAGUAY	53969	23315	765668	305991	
782 URUGUAY			270079	83500	
	1659795	710961	9974239	4095918	
MILK SKIM POWDERED	LB				2280
990 U STATES			9368	1780	
			9368	1780	
MILK AND CREAM FRESH	GAL				2281
1 U KINGDOM			450	1725	
49 DENMARK	13563	36351	84230	218503	
990 U STATES			3961	22129	
	13563	36351	88641	242357	
BUTTER	LB				2282
990 U STATES			192	131	
			192	131	
CASEIN	LB				2283
614 AUSTRALIA			275251	49706	
622 NEW ZEAL	2240	420	67728	14206	
990 U STATES	5109	1665	58956	19661	
	7349	2085	401935	83573	
CHEESE	LB				2284
1 U KINGDOM	18023	11200	139080	74015	
43 AUSTRIA	18018	6191	50654	18266	
44 BELG LUX			3635	2149	
49 DENMARK	550795	232400	3096480	1272620	
53 FINLAND	31038	8901	173542	47378	
54 FRANCE	89232	54243	612287	355381	
55 GERMANY W	44440	25367	231303	142192	
59 GREECE	1570	780	14119	5501	
67 ITALY	568667	323566	3273730	1780269	
73 NETHRLNDS	296547	127824	1824607	769843	
76 NORWAY	6756	2814	32407	14596	
85 SWEDEN	984	356	5346	1788	
86 SWITZRLND	244008	158637	2032974	1201428	
245 BULGARIA	9980	4550	9980	4550	
277 POLAND	429	50	14842	1757	
288 YUGO SLAV			3287	1566	
622 NEW ZEAL			7232	2375	
744 ARGENTINA	2040	750	154566	52884	
990 U STATES	183224	134058	1665559	1064671	
	2065751	1091687	13345630	6813229	
MILK WHOLE POWDERED	LB				2286
86 SWITZRLND			1588	1122	
990 U STATES	37584	7516	150723	51903	
	37584	7516	152311	53025	
MILK PROD CONDENSED DRIED N O P	LB				2287
73 NETHRLNDS	2774	1461	8542	4531	
990 U STATES	1175708	20284	5206658	177365	
	1178482	21745	5215200	181896	
OLEIC ACID OR RED OIL	CWT				2288
1 U KINGDOM	146	1876	249	3520	
614 AUSTRALIA			224	2335	
990 U STATES	513	9752	4559	80091	
	659	11628	5032	85946	
STEARIC ACID	CWT				2289
1 U KINGDOM			160	2413	
44 BELG LUX			374	4471	
614 AUSTRALIA			1176	13205	
990 U STATES	90	1792	4136	57644	
	90	1792	5846	77733	
ANIMAL OIL N O P	CWT				2293
1 U KINGDOM	2165	27994	2906	35802	
614 AUSTRALIA	111	1228	111	1228	
990 U STATES	1130	10205	5242	59057	
	3406	39427	8259	96087	
COD LIVER OIL	CWT				2294
1 U KINGDOM	2865	35540	9166	127899	
76 NORWAY	48	648	363	4696	
990 U STATES			124	2694	
	2913	36188	9653	135289	
FISH MARINE ANIMAL OIL N O P	CWT				2295
63 ICELAND	86113	462460	127114	700817	
76 NORWAY			68	619	
559 JAPAN			239	11748	
813 BAHAMAS			9484	63596	
954 ST PIERRE			454	2180	
990 U STATES	105	2594	176396	1174649	
	86218	465054	313755	1253609	

IMPORTS BY COMMODITIES AND COUNTRIES

Commodity and Country	NOVEMBER 1961		JANUARY TO NOVEMBER 1961		Class Number
	Quantity	Value (\$)	Quantity	Value (\$)	
WHALE OIL AND SPERMACE 1 U KINGDOM 76 NORWAY 990 U STATES	CWT 15 228 1082 1325	419 5875 20014 26308	2924 957 6135 10016	40012 15438 96243 152393	2297
FISH OIL CONCENTRATED 76 NORWAY 559 JAPAN 990 U STATES	CWT 3 24 677 704			1195 1110 6487 8792	2299
FISH OIL FOR FORTIFYING 1 U KINGDOM 73 NETHRLNDS 559 JAPAN 990 U STATES	CWT 7 1 188 4 4			2587 626 39745 28088 1790	2300
BEESWAX 755 CHILE 848 CUBA 874 MEXICO 990 U STATES	CWT 339 339	20904 20904	263 1322 2378	71046 21186 3220 32815 83024 140245	2302
CANDLES N O P 1 U KINGDOM 49 DENMARK 55 GERMANY W 64 IRELAND 85 SWEDEN 559 JAPAN 990 U STATES	CWT 4 13 10 11 23 181 365 592	617 774 1832 4344 14977 22544	4 94 55 11 110 786 2117 3177	323 5929 2990 425 8095 20903 81574 120239	2303
GREASE AND DEGRAS 1 U KINGDOM 64 IRELAND 990 U STATES	CWT 1212 31694	9745 171049 180794	3851 115 202784 206750	38657 811 1396917 1436385	2304
LARD AND COMPOUNDS STEARINE 1 U KINGDOM 990 U STATES	CWT 4 28098 28102	100 268737 268837	149 222548 222697	2750 2312643 2315393	2307
TALLOW 990 U STATES	CWT 3266 3266	31130 31130	24669 24669	239235 239235	2308
EGG ALBUMEN DRIED POWDERED ETC 73 NETHRLNDS 990 U STATES	LB 4125 4125	2821 2821	275 185349 185624	320 133112 133432	2315
EGGS DRIED POWDERED N O P 553 CHINA COM 990 U STATES	LB 6400 6400	8247 8247	9480 46964 56444	8049 50954 59003	2317
GELATINE INEDIBLE PHOTOGRAPHIC 1 U KINGDOM 990 U STATES	LB 22003 22003	38852 38852	500 195485 195985	476 324466 324942	2320
ANIMAL GLANDS FOR MEDICINE 990 U STATES		2724 2724		13136 13136	2321
EGGS IN THE SHELL 277 POLAND 516 HONG KONG 990 U STATES	DOZ 23970 3668 1016374 1044012	3915 3100 620196 627211	209970 38479 3338370 3586819	28712 24350 3553637 3606699	2325
EGGS YOLK OR ALBUMEN FROZEN 990 U STATES	LB 35665 35665	9970 9970	68665 68665	28582 28582	2326
GELATINE CAPSULES EMPTY 1 U KINGDOM 990 U STATES		54951 54951		1533 514091 515624	2328
GELATINE EDIBLE 1 U KINGDOM 44 BELG LUX 54 FRANCE 55 GERMANY W 86 SWITZRLND 614 AUSTRALIA 990 U STATES	LB 10000 500 600 35000 62552 108652	4194 391 607 23940 39748 68880	97060 6152 1703 866 3800 257850 1142084 1516515	35717 3416 811 1282 2755 148130 722929 922110	2329
GELATINE N D P 1 U KINGDOM 44 BELG LUX 54 FRANCE 55 GERMANY W 73 NETHRLNDS 990 U STATES	LB 56000 1120 11025 200 68345	8004 308 2524 114 10950	130640 133 15560 29075 132000 30041 337449	27606 60 3820 6535 38940 15118 92079	2331
GLUE ANIMAL POWDERED OR SHEET 1 U KINGDOM 55 GERMANY W 427 UN SO AFR 990 U STATES	LB 399800 400000 196666 996466	63239 43630 36544 143413	1772193 50297 676480 897406 3396376	285956 7003 73392 169535	2332
GLUE N O P 55 GERMANY W 990 U STATES	LB 28325 28325	4038 4038	282 167008 167290	124 33645 33769	2333

IMPORTS BY COMMODITIES AND COUNTRIES

Commodity and Country	NOVEMBER 1961		JANUARY TO NOVEMBER 1961		Class Number
	Quantity	Value (\$)	Quantity	Value (\$)	
GUT AND MANUFACTURES N O P					
1 U KINGDOM		338		17890	2336
54 FRANCE		302		1894	
614 AUSTRALIA		208		5374	
990 U STATES		96		7042	
		944		32200	
HONEY	LB				2337
1 U KINGDOM	300	177	225903	28854	
49 DENMARK	600	274	4244	1680	
55 GERMANY W	176	97	2669	1385	
59 GREECE	1873	841	9283	3900	
64 IRELAND	432	251	612	330	
67 ITALY			683	354	
73 NETHRLNDS	2038	732	10586	3860	
277 POLAND			10800	2423	
288 YUGO SLAV			6993	2153	
622 NEW ZEAL			23200	2675	
744 ARGENTINA			19841	2126	
824 JAMAICA	240	68	480	141	
990 U STATES	174952	23991	1034179	162355	
	180611	26431	1349473	212236	
MANURES ANIMAL	CWT				2338
990 U STATES	594	929	41291	75956	
	594	929	41291	75956	
MUSK IN PODS OR GRAINS	OZ				2339
516 HONG KONG			216	8294	
			216	8294	
RENNET RAW AND PREPARED	LB				2340
990 U STATES	12899	17488	304288	325508	
	12899	17488	304288	325508	
SAUSAGE CASINGS UNCLEANNED	LB				2341
990 U STATES	110460	67961	1294784	740729	
	110460	67961	1294784	740729	
SAUSAGE CASINGS CLEANED	LB				2342
55 GERMANY W			232	373	
614 AUSTRALIA	69903	89283	571436	801923	
622 NEW ZEAL	56901	95899	1650568	2378943	
990 U STATES	4769	7040	57398	42000	
	131573	192222	2279634	3223239	
TANKAGE	CWT				2343
622 NEW ZEAL			451	3352	
990 U STATES	1166	1328	87300	184292	
	1166	1328	87751	187644	
ANIMAL PRODUCTS N O P					2344
1 U KINGDOM		163		78423	
54 FRANCE		164		914	
55 GERMANY W		9057		92293	
67 ITALY		500		2667	
73 NETHRLNDS		10611		69829	
86 SWITZRLND				6993	
415 KENYA				1498	
427 UN SO AFR				1500	
516 HONG KONG		1146		12184	
519 INOIA		318		1075	
559 JAPAN		896		11034	
758 COLOMBIA				1609	
874 MEXICO				2048	
990 U STATES		52966		531666	
		75821		813733	
HORSE MEAT AND MEAT FOR FEED	CWT				2345
559 JAPAN			500	3713	
774 PERU			4329	11356	
990 U STATES	6747	36622	86146	533758	
	6747	36622	90975	548827	
DOG FOOD AND PET STOCK FOOD					2347
1 U KINGDOM		1106		3770	
44 BELG LUX				88	
49 DENMARK		123		123	
55 GERMANY W		1161		2820	
73 NETHRLNDS		1361		2089	
990 U STATES		29160		321422	
		32911		330312	

IMPORTS BY COMMODITIES AND COUNTRIES

Commodity and Country	NOVEMBER 1961		JANUARY TO NOVEMBER 1961		Class Number	
	Quantity	Value (\$)	Quantity	Value (\$)		
GROUP 3						
FIBRES TEXTILES AND PRODUCTS						
RAW COTTON	CWT					
1 U KINGDOM			513	15797	3001	
385 UAR EGYPT			66	3300		
519 INDIA	1074	22469	2784	72465		
527 PAKISTAN			295	8792		
545 BURMA			363	9366		
758 COLOMBIA			569	17544		
774 PERU	34	1528	1705	63107		
874 MEXICO	543	14224	18271	519852		
990 U STATES	175770	5855267	1614592	51100128		
	177421	5893488	1639158	51810351		
COTTON LINTERS AND FIBRES NOP	LB					
44 BELG LUX	37690	2926	37690	2926	3002	
287 U S S R	245211	15978	523575	35977		
355 ISRAEL			117496	5293		
363 LEBANON	77331	3008	203935	9160		
382 TURKEY			3985270	219080		
386 UAR SYRIA	1398617	58105	4724157	184266		
752 BRAZIL	57193	6511	273812	18903		
758 COLOMBIA			113300	8413		
774 PERU			30518	4413		
857 EL SALVO	57433	4044	1280245	64687		
864 GUATEMALA			323688	12086		
874 MEXICO	65880	3853	240249	22288		
879 NICARAGUA	258175	9566	1210996	53536		
990 U STATES	1040230	83055	12200882	838409		
	3237760	187046	25265813	1479437		
BATTS BATTING WADDING COTTON	LB					
1 U KINGDOM	169	107	169	107	3004	
990 U STATES	26931	23052	654452	394052		
	27100	23159	654621	394159		
COT YARNS SINGLES NOT FINER 20	LB					
1 U KINGDOM	26606	19121	168728	144843	3005	
54 FRANCE	6125	5658	25112	20201		
67 ITALY	6768	4543	71909	38535		
73 NETHRLNDS			335	321		
78 PORTUGAL	49961	28647	190069	109762		
82 SPAIN	14089	8604	63669	35464		
355 ISRAEL			48407	20321		
519 INDIA			7000	3326		
752 BRAZIL	10500	4500	914226	47612		
758 COLOMBIA			4984	1960		
990 U STATES	19986	19127	724422	586433		
	134035	90200	1396061	1008778		
COTTON YARNS SINGLES 21 TO 39	LB					
1 U KINGDOM	33617	31341	366005	365934	3006	
54 FRANCE			161932	88596		
67 ITALY	27935	14198	57886	29897		
78 PORTUGAL	50126	32075	168168	103988		
82 SPAIN			14355	8183		
86 SWITZRLND			949	1913		
355 ISRAEL			86456	42410		
752 BRAZIL	10978	6498	50670	29741		
990 U STATES	54861	73061	614487	562197		
	177517	157173	1520908	1232859		
COT YARNS SINGLES 40 AND FINER	LB					
1 U KINGDOM	58496	70194	646939	796196	3007	
54 FRANCE	7566	6735	36584	31792		
67 ITALY			8773	12507		
78 PORTUGAL	17899	13441	33278	24978		
82 SPAIN			1203	975		
86 SWITZRLND	2765	5265	5106	9256		
355 ISRAEL			10071	5872		
752 BRAZIL			6035	4840		
990 U STATES	57958	84979	433391	575412		
	144684	180614	1181380	1461828		
COTTON YARNS PLIED	LB					
1 U KINGDOM	115579	176902	956023	1419656	3008	
43 AUSTRIA			439	793		
44 BELG LUX	313	706	2387	3176		
54 FRANCE	10885	9883	75469	55772		
67 ITALY	3633	2732	10200	16266		
78 PORTUGAL			995	403		
82 SPAIN			93915	63006		
86 SWITZRLND			1788	2807		
355 ISRAEL			1246	585		
385 UAR EGYPT			1000	1245		
519 INDIA			5000	2559		
752 BRAZIL			25181	17355		
990 U STATES	150599	203407	1667884	2172744		
	281009	393630	2841527	3756367		
COTTON THREAD	LB					
1 U KINGDOM	932	1753	5013	11252	3009	
43 AUSTRIA			539	968		
67 ITALY	131	245	6261	10503		
73 NETHRLNDB			1529	2937		
82 SPAIN			4594	2919		
86 SWITZRLND			1205	1904		
246 CZECHO S			28062	31007		

IMPORTS BY COMMODITIES AND COUNTRIES

Commodity and Country	NOVEMBER 1961		JANUARY TO NOVEMBER 1961		Class Number
	Quantity	Value (\$)	Quantity	Value (\$)	
288 YUGO SLAV			8 2555	102 452	
519 INDIA			638	1084	
559 JAPAN		52	840	1267	
990 U STATES	52805	99501	547387	1013243	
	53894	101551	678623	1179536	
CROCHET KNITTING COTTON N O P	LB				3014
1 U KINGDOM	2783	8604	24236	70410	
54 FRANCE	1546	4159	15012	63343	
73 NETHRLNDS	297	310	1449	1501	
82 SPAIN			1600	813	
86 SWITZRLND	200	392	861	1446	
874 MEXICO			615	1160	
990 U STATES	6999	12189	149657	215787	
	11825	25654	193430	354460	
CORDS AND TWINE COTTON N O P	LB				3015
1 U KINGDOM	14421	7372	137598	70850	
990 U STATES	26876	30465	285676	267074	
	41297	37837	423274	337924	
COT YARNS NOP INCL T INSEL THRD	LB				3016
1 U KINGDOM	100	344	27056	15382	
78 PORTUGAL			920	362	
990 U STATES	49274	24936	509263	279849	
	49374	25280	537239	295593	
COLOURED COT FAB NOP OVER 80 C	LB				3026
1 U KINGDOM	32363	96507	398977	973442	
43 AUSTRIA	6460	16037	37681	97419	
44 BELG LUX	31178	31786	280361	298916	
49 DENMARK	125	332	2518	6852	
53 FINLAND			255	598	
54 FRANCE	15784	27481	111700	222992	
55 GERMANY W	113209	182940	1213932	1998706	
67 ITALY	2321	5969	52490	134814	
73 NETHRLNDS	113354	172307	1320295	1956240	
78 PORTUGAL	29287	31103	235738	306385	
82 SPAIN	21378	25691	156671	151246	
85 SWEDEN	614	1451	6437	13363	
86 SWITZRLND	3342	15282	42465	182100	
246 CZECHO S	26305	25098	355163	338228	
277 POLAND	339	478	24765	32121	
287 U S S R			2063	3858	
355 ISRAEL			4112	11525	
385 UAR EGYPT			253	470	
516 HONG KONG	29939	29196	137020	137329	
519 INDIA	24667	25974	145361	143934	
559 JAPAN	190358	282541	1772314	2453341	
578 TAIWAN	6800	5527	6800	5527	
867 HAITI			52	116	
874 MEXICO			10123	12834	
990 U STATES	1921757	2766261	20376381	29102182	
	2569580	3741961	26693927	38584538	
COLORED COT FAB NDP 50 TO 80 C	LB				3027
1 U KINGDOM			8 071	5582	
44 BELG LUX	1408	869	42312	32627	
49 DENMARK			414	252	
54 FRANCE			11053	7529	
55 GERMANY W			12364	8915	
67 ITALY			5479	4234	
73 NETHRLNDS			519	334	
78 PORTUGAL			3954	3092	
82 SPAIN	21225	14861	86681	61754	
246 CZECHO S	14073	10643	219525	148398	
277 POLAND	4736	2514	64891	40343	
516 HONG KONG			42335	27204	
519 INDIA	221597	129485	1578354	927673	
527 PAKISTAN			976	746	
559 JAPAN	2176	1510	118553	84706	
578 TAIWAN			4119	2954	
990 U STATES	65135	46341	837470	592424	
	330350	206223	3037070	1948837	
COLORED COT FAB NOP UNDER 50 C	LB				3028
1 U KINGDOM			2174	743	
54 FRANCE			660	288	
73 NETHRLNDS			4059	1847	
519 INDIA	29661	11164	494962	213501	
559 JAPAN	5084	1786	6584	2459	
990 U STATES	434	101	65297	22217	
	35179	13051	573736	241055	
COTTON DENIMS	LB				3029
519 INDIA			3664	1912	
990 U STATES	204972	148605	1642674	1209033	
	204972	148605	1646338	1210945	
HANDKERCHIEF COTTON BLEACHED	LB				3030
246 CZECHO S			861	2023	
990 U STATES	958	1032	7915	11423	
	958	1032	8776	13516	
COTTON FABRIC NOT BLEACHED NOP	LB				3031
1 U KINGDOM	4689	5375	57883	59834	
43 AUSTRIA			411	273	
44 BELG LUX	2590	1700	42177	30241	
55 GERMANY W			620	780	
73 NETHRLNDS			4680	3683	
78 PORTUGAL			1978	989	
82 SPAIN	12743	6151	172985	85189	
246 CZECHO S	7054	5575	42626	33649	
287 U S S R			20621	10442	
385 UAR EGYPT			1590	1618	

IMPORTS BY COMMODITIES AND COUNTRIES

Commodity and Country	NOVEMBER 1961		JANUARY TO NOVEMBER 1961		Class Number
	Quantity	Value (\$)	Quantity	Value (\$)	
516 HONG KONG	14906	7142	44300	22595	
519 INDIA	347144	156177	2385610	1100259	
527 PAKISTAN	2040	5868	118182	70368	
553 CHINA COM			85734	45244	
559 JAPAN	265747	188308	1405420	1045867	
578 TAIWAN			10368	4896	
990 U STATES	1421170	1139831	12464874	8871196	
	2078083	1516127	16860059	11387123	
CANTON FLANNELS NOT COLOURED	LB				3032
1 U KINGDOM	52	221	8878	17137	
43 AUSTRIA	3034	9910	17746	54026	
44 BELG LUX			1670	1577	
55 GERMANY W			4790	7694	
73 NETHRLNDS	1586	1048	28936	24130	
78 PORTUGAL			10288	9643	
82 SPAIN	20798	17426	316247	182531	
86 SWITZPLNO	835	2197	7301	25118	
246 CZECHO S	19837	14363	167976	116681	
277 POLAND	43611	22692	283925	153993	
516 HONG KONG			6808	3919	
519 INDIA	78453	47970	549844	368388	
559 JAPAN	169796	180681	1178853	1253586	
758 COLOMBIA			4056	2656	
990 U STATES	59486	98509	499906	701226	
	397488	395017	3087224	2922305	
TOWELLING IN THE WEB	LB				3033
1 U KINGDOM			838	957	
246 CZECHO S	8280	6084	45044	32368	
516 HONG KONG			2299	1498	
519 INDIA			9994	5793	
990 U STATES	647	791	24118	24762	
	8927	6875	82293	65378	
VOILES SCRIMS NOT COLOURED	LB				3034
1 U KINGDOM			2702	8762	
43 AUSTRIA	900	5490	3075	13032	
54 FRANCE			801	3459	
55 GERMANY W			1433	2764	
73 NETHRLNDS	3747	2665	8459	7372	
78 PORTUGAL			5500	7250	
86 SWITZRLND	885	2893	16744	76554	
246 CZECHO S			3655	1974	
516 HONG KONG			3664	2574	
519 INDIA	4797	3598	40163	26483	
559 JAPAN	15500	17717	59987	68593	
990 U STATES	27946	34214	223805	286137	
	53775	66577	369988	504954	
COTTON FABRICS BLEACHED N O P	LB				3035
1 U KINGDOM	1996	3394	49589	88241	
43 AUSTRIA	1234	3259	8903	32889	
44 BELG LUX			2612	2192	
54 FRANCE			82	241	
55 GERMANY W	869	1843	8098	12904	
73 NETHRLNDS	4093	5556	28303	34396	
82 SPAIN			2073	2595	
86 SWITZRLND	720	2977	5866	20945	
246 CZECHO S	1784	1278	40380	28650	
277 POLAND			30484	22594	
516 HONG KONG	3720	2272	10560	7164	
519 INDIA	1001	793	39791	23528	
559 JAPAN			12094	15368	
990 U STATES	22964	23946	277596	328844	
	38381	45318	516431	620551	
COTTON CHEESECLOTH AND GAUZE	LB				3036
1 U KINGDOM	1337	2039	14769	15727	
519 INDIA			1682	2192	
990 U STATES	233304	220026	2810967	2536285	
	234641	222065	2827418	2554204	
POPLIN BLEACHED NOT COLOURED	LB				3037
1 U KINGDOM	2720	4063	4867	9884	
43 AUSTRIA			32	78	
55 GERMANY W	549	884	880	1321	
73 NETHRLNDS			75	131	
86 SWITZRLND	122	495	1709	6645	
277 POLAND			2491	2671	
559 JAPAN	22102	27978	282577	325614	
990 U STATES	18235	20789	163847	206299	
	43728	54209	456478	552643	
COTTON FABRICS COUNT 100	LB				3039
1 U KINGDOM	25479	86019	309817	1091302	
73 NETHRLNDS			1474	2501	
990 U STATES	479	634	5487	9021	
	25958	86653	316778	1102824	
COTTON FABRIC FOR TYPE RIBBON	LB				3041
1 U KINGDOM	12479	50456	113904	442079	
43 AUSTRIA			1305	6139	
67 ITALY			1694	5583	
73 NETHRLNDS	758	2117	16807	46597	
86 SWITZRLND			382	1951	
990 U STATES	338	4319	4098	34173	
	13575	56892	138190	536522	
COTTON FABRICS WITH CUT PILE	LB				3043
1 U KINGDOM	5248	6392	133881	130334	
44 BELG LUX			1409	3349	
54 FRANCE	244	385	19666	21380	
55 GERMANY W	2331	621	205902	411854	
67 ITALY	464	1142	20819	41275	

IMPORTS BY COMMODITIES AND COUNTRIES

Commodity and Country	NOVEMBER 1961		JANUARY TO NOVEMBER 1961		Class Number
	Quantity	Value (\$)	Quantity	Value (\$)	
73 NETHRLNDS	3323	5155	153706	220591	
82 SPAIN			46916	37706	
246 CZECHO S	5627	4201	171301	138798	
277 POLAND	5311	2932	30807	19250	
355 ISRAEL			571	695	
559 JAPAN	107016	99963	2075781	2276053	
824 JAMAICA			3992	4623	
990 U STATES	98172	117828	1488396	1854166	
	227796	244509	4353147	5160074	
COTTON FABRIC KNITTED	LB				3045
1 U KINGDOM	12033	14599	126688	134602	
44 BELG LUX	242	393	2725	5830	
54 FRANCE			90	364	
67 ITALY			142	477	
73 NETHRLNDS			131	221	
86 SWITZRLND			602	1814	
516 HONG KONG			800	494	
990 U STATES	69122	116102	725548	1204034	
	81397	131094	856726	1347836	
COTTON GABARDINES	LB				3047
1 U KINGDOM			10743	42747	
990 U STATES	2041	3182	22781	29793	
	2041	3182	33524	72540	
COTTON FABRICS FOR BOOK COVERS	LB				3050
1 U KINGDOM	1347	1348	33525	33495	
990 U STATES	2328	3431	54226	62822	
	3675	4779	87751	96317	
LACE NOT COLOURED FOR CLOTHING	LB				3051**
1 U KINGDOM			2499	6463	
43 AUSTRIA			66945	305671	
54 FRANCE			4162	27162	
55 GERMANY W			764	3602	
67 ITALY			7	182	
73 NETHRLNDS			295	844	
86 SWITZRLND			19396	96420	
246 CZECHO S			438	981	
559 JAPAN			3864	5572	
990 U STATES			14377	87901	
			112747	534798	
LACE COLOURED FOR CLOTHING	LB				3052**
1 U KINGDOM			693	2860	
43 AUSTRIA			6577	33859	
54 FRANCE			1166	7029	
55 GERMANY W			122	185	
86 SWITZRLND			2455	20535	
559 JAPAN			21525	34442	
990 U STATES			11689	54284	
			44227	153194	
EMBROIDERIES COTTON N O P	LB				3053
1 U KINGDOM	500	1322	2663	6113	
43 AUSTRIA	11960	48519	46375	208826	
44 BELG LUX			14	343	
54 FRANCE	114	650	749	6796	
55 GERMANY W	47	109	789	2911	
67 ITALY			25	373	
73 NETHRLNDS	211	983	1021	4383	
86 SWITZRLND	2037	9109	17204	116124	
287 U S S R	168	360	168	360	
516 HONG KONG			190	1346	
553 CHINA COM			1022	2032	
990 U STATES	1079	3084	8737	23337	
	16116	64136	78957	372944	
LACE BOBBINET NETS COTTON NOP	LB				3054
1 U KINGDOM	1897	4109	16537	36564	
43 AUSTRIA	17	171	2007	12381	
54 FRANCE	849	4352	3310	18957	
55 GERMANY W	42	178	2155	6935	
73 NETHRLNDS			18	70	
86 SWITZRLND	526	3637	2131	14501	
246 CZECHO S			335	1825	
516 HONG KONG			736	4133	
519 INDIA	152	811	493	2561	
553 CHINA COM	105	439	999	3789	
559 JAPAN			493	633	
990 U STATES	7816	29312	23854	78761	
	11404	43009	53068	181110	
WHITE COTTON BOBBINET PLAIN	YD				3055
1 U KINGDOM	621	420	9125	4675	
	621	420	9125	4675	
BAGS COTTON	LB				3082
55 GERMANY W	80	261	1313	2664	
277 POLAND	2491	1565	6805	3837	
559 JAPAN	5389	5482	5389	5482	
990 U STATES	6398	7233	87363	98125	
	14358	14541	100870	110108	
BELTING OF COTTON	LB				3083
1 U KINGDOM	4450	4721	73989	75129	
86 SWITZRLND			80	242	
990 U STATES	9161	19655	104742	258442	
	13611	24376	178811	333813	
BLANKETS OF COTTON	LB				3084
1 U KINGDOM	5255	7459	85113	96866	
44 BELG LUX	145963	137447	903290	815531	

**Discontinued after June 30, 1961

IMPORTS BY COMMODITIES AND COUNTRIES

Commodity and Country	NOVEMBER 1961		JANUARY TO NOVEMBER 1961		Class Number
	Quantity	Value (\$)	Quantity	Value (\$)	
55 GERMANY W	6605	2710	74456	30901	
73 NETHRLNOS	2450	1345	16400	9512	
78 PORTUGAL	10332	8430	97735	53161	
82 SPAIN	3750	1295	6699	2160	
246 CZECHO S	3484	1867	40482	24513	
277 POLAND	926	520	13853	6436	
519 INDIA	11146	6237	12443	6960	
559 JAPAN			12879	8899	
990 U STATES	9107	10455	98081	110454	
	199018	177765	1361431	1165393	
BRAIDED WICK FOR CANDLES					3086
1 U KINGDOM W				4357	
55 GERMANY W		1460		2366	
990 U STATES		2230		28795	
		3690		35518	
CURTAINS COTTON N O P	LB				3087
1 U KINGDOM W	433	919	2839	6004	
55 GERMANY W			347	927	
85 SWEDEN			451	1086	
86 SWITZRLND			767	4312	
355 ISRAEL			125	316	
559 JAPAN			225	489	
990 U STATES	18520	27933	75157	131856	
	18953	28852	79911	144990	
TABLE AND TRAY CLOTHS COTTON	LB				3088
1 U KINGDOM W	15758	32687	151136	311180	
43 AUSTRIA	42	441	327	2383	
44 BELG LUX	921	1004	6174	7848	
49 DENMARK			292	872	
54 FRANCE	221	1504	1641	5775	
55 GERMANY W	130	191	4651	7577	
67 ITALY	15	63	857	1037	
73 NETHRLNOS	2005	3043	31268	53279	
78 PORTUGAL	259	816	603	2481	
82 SPAIN	2319	2595	13046	21529	
86 SWITZRLND	4	106	1306	11812	
246 CZECHO S			270	191	
516 HONG KONG	5402	14756	44616	101072	
519 INDIA			817	1664	
527 PAKISTAN			355	8312	
553 CHINA COM	43210	32588	168669	167364	
559 JAPAN	4669	2017	27579	18975	
990 U STATES	13826	23595	116637	205091	
	88781	115406	570244	928442	
LADDER TAPES FOR BLINDS	LB				3092**
1 U KINGDOM W			706	1372	
990 U STATES			2176	3551	
			2882	4923	
QUILTS COTTON	LB				3094
1 U KINGDOM W			4970	5767	
44 BELG LUX			280	201	
990 U STATES	1716	2615	18061	22905	
	1716	2615	23311	28873	
SHEETS COTTON	LB				3095
1 U KINGDOM W	184	390	7500	9933	
44 BELG LUX	364	356	7294	7253	
55 GERMANY W			40	84	
73 NETHRLNOS	386	454	20151	16402	
78 PORTUGAL	115	417	2115	7040	
82 SPAIN			13513	8756	
277 POLAND	9351	7133	148056	109542	
516 HONG KONG	562	928	3823	7119	
553 CHINA COM			10465	12589	
559 JAPAN	14699	12556	261610	226313	
990 U STATES	81843	117520	670605	951075	
	107504	139754	1145172	1356106	
TOWELS COTTON	LB				3096
1 U KINGDOM W	90	115	6348	8185	
44 BELG LUX			8330	10288	
54 FRANCE			169	233	
55 GERMANY W			216	409	
67 ITALY			1193	1038	
73 NETHRLNOS	2429	3260	27091	34325	
78 PORTUGAL	39	164	569	1587	
82 SPAIN			2017	2326	
246 CZECHO S	10899	7297	88969	58077	
277 POLAND	4021	2122	12295	6906	
516 HONG KONG	3003	2037	104374	72910	
519 INDIA	12568	8413	141293	92759	
553 CHINA COM	1544	1401	20386	13099	
559 JAPAN	1150	891	90176	67535	
990 U STATES	110523	142090	1289809	1542340	
	146266	167790	1793235	1919017	
COTTON MANUFACTURES N O P	LB				3097
1 U KINGDOM W	12292	20147	77713	148878	
43 AUSTRIA			215	303	
44 BELG LUX	291	292	24566	28264	
49 DENMARK	52	84	2619	5030	
54 FRANCE	636	1424	6502	18654	
55 GERMANY W	2350	2435	55117	50306	
67 ITALY	1414	1612	40953	17873	
73 NETHRLNOS	104	269	12241	15400	
76 NORWAY			1598	721	
78 PORTUGAL			200	555	

**Discontinued after June 30, 1961

IMPORTS BY COMMODITIES AND COUNTRIES

Commodity and Country	NOVEMBER 1961		JANUARY TO NOVEMBER 1961		Class Number
	Quantity	Value (\$)	Quantity	Value (\$)	
82 SPAIN			522	822	
86 SWITZRLND		767	1297	6361	
246 CZECHO S	224	492	5197	5007	
516 HONG KONG	552	453	33720	20038	
519 INDIA			1827	3154	
527 PAKISTAN			1653	1371	
553 CHINA COM	185	747	895	1585	
559 JAPAN	26388	30254	304691	311456	
990 U STATES	141834	186765	1396799	1870148	
	186881	245741	1968325	2506526	
WASH CLOTHS BATH MATS COTTON	LB				3098
1 U KINGDOM	28	135	558	995	
44 BELG LUX			11215	7004	
55 GERMANY W	70	101	188	333	
73 NETHRLNDS			106	157	
82 SPAIN			4997	2765	
246 CZECHO S			1839	1328	
516 HONG KONG	4900	2367	51232	33395	
519 INDIA			315	282	
553 CHINA COM	52	98	27323	17065	
559 JAPAN	7039	4973	55063	41424	
990 U STATES	27327	26257	322630	381754	
	39416	33931	475466	486502	
PILLOW CASES COTTON	LB				3100
1 U KINGDOM	1377	2415	15011	26699	
44 BELG LUX			148	194	
55 GERMANY W	121	200	456	662	
73 NETHRLNDS			191	314	
78 PORTUGAL	350	1402	833	3992	
86 SWITZRLND			98	493	
277 POLAND	1162	1102	56112	39270	
516 HONG KONG	14807	17887	96274	117329	
519 INDIA			7100	3736	
553 CHINA COM	39740	38913	324398	324343	
559 JAPAN	41962	43890	383143	350397	
578 TAIWAN	5012	3727	5012	3727	
990 U STATES	16060	23349	84377	124848	
	120591	132885	973153	996004	
FLAX FIBRE AND TOW	CWT				3111
44 BELG LUX	1202	8188	6948	45532	
73 NETHRLNDS	336	9216	672	18521	
990 U STATES	3	80	69	3421	
	1541	17484	7689	67474	
HEMP DRESSED OR UNDRESSED	CWT				3112
44 BELG LUX			869	9711	
288 YUGO SLAV			331	7816	
			1200	17527	
JUTE AND JUTE BUTTS	CWT				3113
527 PAKISTAN	3392	58182	11224	198738	
583 THAILAND			558	8621	
990 U STATES	500	10868	9585	121974	
	3892	69050	21367	329333	
OAKUM OF FLAX HEMP OR JUTE	CWT				3114
1 U KINGDOM	20	123	90	1589	
67 ITALY			25	184	
73 NETHRLNDS	635	6116	4124	38957	
76 NORWAY	214	1578	720	5844	
85 SWEDEN			111	2312	
990 U STATES	1170	23322	9401	175333	
	2039	31139	14471	224219	
BATTS WADDING VEGETABLE FIBRES	LB				3115
874 MEXICO	33920	3160	62350	5821	
990 U STATES			18973	10746	
	33920	3160	81323	16567	
YARNS JUTE SINGLES N O P	LB				3121
1 U KINGDOM	31374	5562	174272	40802	
519 INDIA	424724	81971	648576	129101	
990 U STATES			830	195	
	456098	87533	823678	170098	
YARNS VEGETABLE FIBRE SINGLES	LB				3122
1 U KINGDOM	23524	5710	68230	19825	
64 IRELAND			7860	1720	
67 ITALY			15573	5792	
990 U STATES			3080	3325	
	23524	5710	94743	30662	
YARNS CORDS TWINE OF JUTE NOP	LB				3123
1 U KINGDOM	10474	3345	53152	16914	
44 BELG LUX			4684	1477	
78 PORTUGAL			4903	1336	
990 U STATES	1388	639	5282	3076	
	11862	3984	68021	22803	
YARNS CORDS TWINE VEG FIB NOP	LB				3124
1 U KINGDOM	19869	7727	253552	108387	
49 DENMARK	3944	1654	10970	4389	
54 FRANCE			243	149	
55 GERMANY W			1122	553	
64 IRELAND			3418	1265	
67 ITALY	4113	2118	23550	10305	
73 NETHRLNDS			40695	7889	
78 PORTUGAL	12811	2139	118339	20275	
355 ISRAEL	22000	3346	137892	22681	
516 HONG KONG			860	625	
874 MEXICO	185822	25038	808759	98045	
990 U STATES	4308	3332	33506	32431	
	252867	45354	1432906	306994	

IMPORTS BY COMMODITIES AND COUNTRIES

Commodity and Country	NOVEMBER 1961		JANUARY TO NOVEMBER 1961		Class Number
	Quantity	Value (\$)	Quantity	Value (\$)	
LINEN THREAD FOR SEWING	LB				3125
1 U KINGDOM	24918	51455	212070	434013	
43 AUSTRIA			1443	1975	
54 FRANCE	2233	2779	9743	12026	
55 GERMANY W	77	176	239	497	
85 SWEDEN	52	79	232	548	
86 SWITZRLND			680	816	
990 U STATES	71	262	1130	2972	
	27351	54751	225537	452847	
YARNS VEG FIBRE FOR WEAVING	LB				3126
1 U KINGDOM	305522	112955	1294398	567068	
44 BELG LUX	7504	4130	9473	4703	
49 DENMARK	2282	1939	17441	14166	
64 IRELAND	230193	62353	1242701	326779	
519 INDIA			165283	48677	
990 U STATES	2005	980	157378	65557	
	547506	182357	2886674	1026950	
FABRICS CHIEFLY FLAX OR HEMP	LB				3132
1 U KINGDOM	70558	87974	484400	666738	
44 BELG LUX	320	735	6080	8527	
49 DENMARK	1309	2057	2669	4225	
54 FRANCE			130	596	
55 GERMANY W	50	126	4596	5678	
67 ITALY	237	795	525	2044	
85 SWEDEN	221	464	3396	7287	
86 SWITZRLND			3105	8264	
246 CZECHO S	3907	3013	26330	19613	
287 U S S R	30	106	2609	2063	
559 JAPAN			1019	1885	
990 U STATES	4695	10929	76155	164215	
	81327	106199	6111014	891135	
FABRICS JUTE UNBLEACHED N O P	YD				3134
1 U KINGDOM	171644	63285	1083468	515479	
44 BELG LUX	211978	42668	1909205	429644	
54 FRANCE			172514	31579	
55 GERMANY W			30574	28636	
73 NETHRLNDS	48600	3299	404026	30889	
262 HUNGARY	2000	307	593683	74774	
277 POLAND			2000	432	
519 INDIA	14393430	1482597	97432348	11181759	
527 PAKISTAN	1375000	150971	12380600	1421327	
990 U STATES	163183	25309	920123	324158	
	16365835	1768436	114928541	14038677	
FABRICS OF JUTE N O P	YD				3135
1 U KINGDOM	240	79	30915	10608	
43 AUSTRIA			1225	876	
67 ITALY			152	206	
990 U STATES	3737	1633	76496	30602	
	3977	1712	108788	42292	
FABRIC JUTE 12INS WIDE OR LESS	LB				3136**
44 BELG LUX			400	161	
519 INDIA			26901	6065	
			27301	6226	
FAB VEG FIB 12INS WIDE OR LESS	LB				3137**
1 U KINGDOM			92559	135282	
43 AUSTRIA			110	234	
54 FRANCE			670	2515	
55 GERMANY W			1320	5094	
64 IRELAND			1217	507	
73 NETHRLNDS			3559	3534	
246 CZECHO S			1499	1913	
559 JAPAN			51021	45805	
990 U STATES			179856	249368	
			331811	444252	
FABRICS VEGETABLE FIBRE N O P	YD				3138
1 U KINGDOM	27458	11360	150008	64736	
44 BELG LUX			29372	11731	
54 FRANCE			175	180	
67 ITALY			349	1327	
86 SWITZRLND	57	54	57	54	
874 MEXICO	16352	4568	30615	9337	
990 U STATES	1955	3583	20691	29843	
	45822	19565	231267	117208	
TOWELLING TABLE CLOTHS IN WEB	LB				3139
1 U KINGDOM	5623	8041	48867	67011	
54 FRANCE			205	701	
55 GERMANY W	71	113	1332	1170	
64 IRELAND			1336	2151	
67 ITALY			488	2165	
86 SWITZRLND	119	248	132	345	
246 CZECHO S	11446	8262	114068	78332	
262 HUNGARY			666	503	
277 POLAND	15682	10317	93536	55886	
287 U S S R	3075	1428	21138	9158	
990 U STATES	944	1284	7892	14122	
	36960	29693	289660	231544	
FABRIC JUTE 12 IN WIDE OR LESS	LB				3140*
1 U KINGDOM			3000	1003	
519 INDIA	31000	12733	89362	26600	
990 U STATES			561	500	
	31000	12733	92923	28103	
FAB VEG FIB 12 IN WIDE OR LESS	LB				3141*
1 U KINGDOM	13028	20330	58041	91448	
44 BELG LUX			308	450	

*From July 1, 1961

**Discontinued after June 30, 1961

IMPORTS BY COMMODITIES AND COUNTRIES

Commodity and Country	NOVEMBER 1961		JANUARY TO NOVEMBER 1961		Class Number
	Quantity	Value (\$)	Quantity	Value (\$)	
54 FRANCE	1706	7654	2437	12531	
55 GERMANY W	89	484	1072	3355	
67 ITALY			367	807	
73 NETHRLNDS			1711	2056	
246 CZECHO S	1543	1662	3535	4120	
516 HONG KONG			6320	4826	
559 JAPAN	7403	6707	50052	45612	
990 U STATES	29422	47728	154117	241464	
	53191	84565	277960	406669	
BAGS OF HEMP LINEN JUTE SISAL	LB				3171
1 U KINGDOM	2400	587	18387	3919	
44 BELG LUX			50	198	
86 SWITZRLNO			165	977	
519 INDIA			156255	32276	
559 JAPAN			768	847	
990 U STATES	3433	1723	48881	15040	
	5833	2310	224506	53257	
CARPETING RUGS HEMP JUTE SISAL					3172
1 U KINGDOM		8974		72933	
44 BELG LUX		31798		222935	
54 FRANCE				155	
55 GERMANY W				7453	
64 IRELAND		20889		61871	
67 ITALY				3460	
73 NETHRLNDS		15928		115455	
246 CZECHO S		6546		50796	
415 KENYA				6604	
516 HONG KONG				915	
519 INDIA				4022	
559 JAPAN				7803	
867 HAITI				1233	
990 U STATES		4585		46211	
		88720		601846	
QUILTS BATH MATS VEG FIBRE NOP	LB				3173
559 JAPAN			1961	1320	
990 U STATES	1377	1431	14056	16975	
	1377	1431	16017	18295	
FIRE HOSE LINEN					3174
1 U KINGDOM				125691	
43 AUSTRIA				4787	
990 U STATES				9681	
				140159	
SAILS FOR BOATS AND SHIPS					3176
1 U KINGDOM		1499		53247	
49 DENMARK				4960	
55 GERMANY W				1446	
64 IRELAND				1604	
73 NETHRLNDS		92		4003	
76 NORWAY				837	
516 HONG KONG		58		1095	
559 JAPAN				236	
614 AUSTRALIA				277	
990 U STATES				31921	
		1649		99626	
TOWELS GLASS CLOTHS CRASH HUCK	LB				3177
1 U KINGDOM	8222	11874	88888	121290	
64 IRELAND			826	1156	
78 PORTUGAL	13	217	154	1679	
85 SWEDEN	233	921	457	1615	
246 CZECHO S	44936	31876	339873	251452	
262 HUNGARY			10044	6838	
277 POLAND	20753	14928	98500	71694	
516 HONG KONG			829	5738	
990 U STATES	202	331	3382	5404	
	74359	60147	542953	466866	
SHEETS TABLECLOTHS TOWELS FLAX	LB				3178
1 U KINGDOM	34520	83041	324233	755014	
44 BELG LUX	879	1572	4211	14731	
49 DENMARK			376	1818	
54 FRANCE			179	2878	
55 GERMANY W			409	1126	
64 IRELAND			479	883	
67 ITALY	3227	6899	8208	15014	
73 NETHRLNDS			3244	4102	
78 PORTUGAL	703	4409	7740	45991	
82 SPAIN			876	1729	
85 SWEDEN	387	620	1321	1977	
86 SWITZRLND			678	2309	
246 CZECHO S	8675	6927	44137	38961	
277 POLAND	1481	1106	17271	11910	
287 U S S R			1132	1142	
516 HONG KONG	3073	15877	17944	95561	
553 CHINA COM	3121	3061	21788	49402	
559 JAPAN	880	720	97403	70188	
578 TAIWAN			25	73	
990 U STATES	4441	7715	62687	100146	
	61387	131947	614341	1214955	
JUTE MANUFACTURES N O P	LB				3179
1 U KINGDOM	1896	1694	19162	18279	
73 NETHRLNDS			672	517	
990 U STATES	6933	2519	46471	21228	
	8829	4213	66305	40024	
VEGETABLE FIBRE MFRS N O P	LB				3180
1 U KINGDOM	14336	17196	264801	224184	
43 AUSTRIA	50	77	179	817	
44 BELG LUX	4410	9497	16258	24936	

IMPORTS BY COMMODITIES AND COUNTRIES

Commodity and Country	NOVEMBER 1961		JANUARY TO NOVEMBER 1961		Class Number
	Quantity	Value (\$)	Quantity	Value (\$)	
49 DENMARK	693	838	2069	2688	
53 FINLAND			220	196	
54 FRANCE	2404	2324	95804	105893	
55 GERMANY W	3090	4006	20607	33760	
67 ITALY	15895	16742	87855	79776	
73 NETHRLNDS	1401	1410	13081	11324	
76 NORWAY	85	217	9813	17124	
78 PORTUGAL	105	1127	515	4005	
82 SPAIN	75	154	575	743	
85 SWEDEN	64	103	1181	2404	
86 SWITZRLND	16	179	1184	4168	
246 CZECHO S			2085	2104	
258 GERMANY E			365	765	
427 UN SO AFR			20	68	
516 HONG KONG	254	238	5394	12588	
519 INDIA	14	54	304	486	
527 PAKISTAN			340	410	
553 CHINA COM	40	149	476	1676	
559 JAPAN	85476	79594	685142	586119	
874 MEXICO			371	54	
990 U STATES	210130	213529	2146277	2355497	
	338538	347434	3354916	3471785	
RAW SILK AND COCOONS	LB				3201
990 U STATES	3431	19117	33835	170903	
	3431	19117	33835	170903	
GARNETTED SILK WASTES	LB				3202
990 U STATES			3151	2705	
			3151	2705	
THREADS CORDS OR TWIST SILK	LB				3213
1 U KINGDOM			212	2803	
55 GERMANY W			35	341	
990 U STATES	395	2565	3112	25967	
	395	2565	3359	29111	
YARNS SILK	LB				3216
990 U STATES	3205	16430	5817	31948	
	3205	16430	5817	31948	
FABRICS SILK N O P	YD				3224
1 U KINGDOM	6272	11514	43119	101241	
44 BELG LUX			748	1106	
54 FRANCE	9087	17301	58541	124345	
55 GERMANY W	267	527	9530	21928	
67 ITALY	7862	23057	85369	202398	
86 SWITZRLND	9655	21137	82155	190766	
287 U S S R	832	737	832	737	
516 HONG KONG	18091	11743	29404	25657	
519 INDIA	480	1489	11073	28495	
553 CHINA COM			195	233	
559 JAPAN	152532	117320	2040379	1201443	
583 THAILAND			673	2286	
990 U STATES	78035	151505	746777	1206408	
	283113	356330	3108795	3107043	
RIBBONS SILK UNDER 12 INCHES	LB				3228
1 U KINGDOM			33	483	
43 AUSTRIA			31	427	
54 FRANCE			59	1071	
86 SWITZRLND			431	1778	
559 JAPAN	133	1471	1245	11683	
990 U STATES	27	709	672	11407	
	160	2180	2471	26849	
FABRICS SILK FOR NECKWEAR	YD				3229
1 U KINGDOM	3063	4781	21600	34678	
43 AUSTRIA	4978	5992	18309	21460	
44 BELG LUX	80	78	1002	640	
54 FRANCE	4526	4327	51684	55063	
55 GERMANY W	34166	38246	383951	376934	
67 ITALY	2367	4253	63910	98535	
86 SWITZRLND	8215	15736	104624	188105	
559 JAPAN	13228	8742	211474	146952	
828 TRINIDAD			3644	1583	
990 U STATES	130649	162518	955931	1166368	
	201272	244673	1816129	2090318	
UMBRELLA COVERING FABRICS	YD				3230
43 AUSTRIA			397	165	
54 FRANCE	1499	382	25911	8673	
55 GERMANY W	16464	5050	64188	22243	
67 ITALY			5772	3819	
990 U STATES	27902	10535	342863	143119	
	45865	15967	439131	178019	
FABRICS PILE SILK OR SYNTHETIC	YD				3232
1 U KINGDOM	15	82	580	1282	
44 BELG LUX			568	1636	
54 FRANCE	3527	4383	67832	70586	
55 GERMANY W	16202	25181	83483	137483	
67 ITALY			1221	3967	
73 NETHRLNDS			95	661	
86 SWITZRLND	1775	1946	7775	9696	
559 JAPAN			3693	3434	
990 U STATES	38432	82716	300504	743517	
	59951	114308	465751	972262	
SILK MANUFACTURES N O P	OZ				3252
1 U KINGDOM	220	191	3980	14372	
54 FRANCE	36	66	3513	4510	
55 GERMANY W			3761	2499	
67 ITALY	1088	404	1636	1077	
86 SWITZRLND			617	821	
516 HONG KONG	608	55	688	105	

IMPORTS BY COMMODITIES AND COUNTRIES

Commodity and Country	NOVEMBER 1961		JANUARY TO NOVEMBER 1961		Class Number
	Quantity	Value (\$)	Quantity	Value (\$)	
559 JAPAN	3388	365	27199	4617	
990 U STATES	5185	3397	94355	37027	
WOOL IN THE GREASE	10525	4478	135749	65028	3261
1 U KINGDOM	128510	92060	904396	624446	
64 IRELAND	158284	99910	459117	283878	
352 IRAQ			36558	25353	
427 UN SO AFR			67981	44719	
519 INDIA			170989	118387	
527 PAKISTAN			34348	21766	
614 AUSTRALIA	75875	24748	920755	391166	
622 NEW ZEAL	53158	33191	2819280	1585653	
744 ARGENTINA	24230	14395	90941	52203	
990 U STATES	159515	115140	1291458	929326	
	599572	379444	6795823	4076897	
WOOL WASHED OR SCOURED	326107	261259	1434725	1139085	3262
1 U KINGDOM	3153	2138	11810	10262	
44 BELG LUX			4596	3379	
54 FRANCE			14605	7665	
55 GERMANY W	30563	24941	129434	94445	
64 IRELAND			202	220	
73 NETHRLNDS	37016	26704	37016	26704	
352 IRAQ			462654	268729	
427 UN SO AFR			5417141	3198799	
614 AUSTRALIA	571609	356923	1483355	979443	
622 NEW ZEAL	208170	153693	520244	391439	
744 ARGENTINA	26066	20083	7054	5549	
755 CHILE			500	495	
774 PERU	29416	19445	428944	279847	
782 URUGUAY	78883	75079	675515	679461	
990 U STATES	1310983	940265	10627795	7085522	
WOOL PULLED OR SLIPED	47304	40407	192398	147225	3263
1 U KINGDOM			159084	93369	
622 NEW ZEAL	7320	5854	144901	110414	
990 U STATES	54624	46261	496383	351008	
HAIR OF CAMEL ALPACA GOAT NOP	800	4181	26194	96238	3264
1 U KINGDOM			25956	33656	
44 BELG LUX			3425	14548	
54 FRANCE			377	234	
55 GERMANY W			200	960	
67 ITALY			3262	5676	
427 UN SO AFR			10000	1970	
527 PAKISTAN			13200	50177	
553 CHINA COM			1103	7000	
744 ARGENTINA			6328	9041	
774 PERU	37945	34565	598086	634345	
990 U STATES	38745	38746	688131	853845	
NOILS WOOL	21071	14333	346679	251757	3265
1 U KINGDOM	40615	19526	224582	105480	
44 BELG LUX			150	236	
54 FRANCE	25516	11366	179432	80388	
55 GERMANY W	97077	44250	287039	131224	
67 ITALY			15000	5732	
559 JAPAN			46506	29774	
614 AUSTRALIA	14068	7135	80653	41384	
744 ARGENTINA			13656	7328	
752 BRAZIL	5816	2630	218554	85182	
782 URUGUAY	6809	7109	158299	135041	
990 U STATES	210972	106349	1570550	873526	
GARNETTED WOOL WASTE					3267
1 U KINGDOM	2740	2836	10677	9305	
990 U STATES	2740	2836	14781	16065	
			25458	25370	
WOOL TOPS DRY COMBED	575648	728085	4111138	5061590	3268
1 U KINGDOM			15993	18721	
427 UN SO AFR			92805	126280	
614 AUSTRALIA	57239	78757	1066	1611	
990 U STATES	632887	806842	4221002	5208202	
WOOL TOPS OIL COMBED	811758	921864	7069301	8256541	3269
1 U KINGDOM			16508	19266	
427 UN SO AFR			52541	60854	
614 AUSTRALIA	811758	921864	7138350	8336661	
HAIR TOPS			96	255	3270
1 U KINGDOM	4934	10250	87068	185421	
990 U STATES	4934	10250	87164	185676	
YARNS OR WARPS HAIR FOR MFRERS	28054	23375	183354	154337	3273
1 U KINGDOM	28054	23375	183354	154337	
YARN MOHAIR FOR PILE FABRICS			69685	152539	3274
1 U KINGDOM			120	434	
54 FRANCE			151	227	
990 U STATES			69956	153200	
YARNS WOOL FOR 6 OZ FABRICS	89386	187323	766587	1478944	3275
1 U KINGDOM			1715	3495	
54 FRANCE			1575	2647	
519 INDIA			4589	10470	
990 U STATES	89386	187323	774466	1495556	

IMPORTS BY COMMODITIES AND COUNTRIES

Commodity and Country	NOVEMBER 1961		JANUARY TO NOVEMBER 1961		Class Number
	Quantity	Value (\$)	Quantity	Value (\$)	
WOOLLEN SPUN YARN	LB				3276
1 U KINGDOM	10440	23109	339261	641243	
44 BELG LUX	1542	4613	27363	89025	
53 FINLAND			236	570	
54 FRANCE	11849	24340	62837	140896	
55 GERMANY W	20	133	10764	24691	
67 ITALY			43688	33387	
73 NETHRLNDS			582	1289	
86 SWITZRLND			882	1664	
614 AUSTRALIA			490	980	
990 U STATES	1208	4571	18272	62288	
	25059	56766	504375	996033	
WORSTED SPUN YARN	LB				3277
1 U KINGDOM	64322	129401	664454	1249599	
43 AUSTRIA			1109	1743	
44 BELG LUX	50	261	2053	6012	
53 FINLAND			168	359	
54 FRANCE	87006	171361	295425	602412	
55 GERMANY W	9035	23065	53173	122712	
64 IRELAND			849	1233	
67 ITALY	2894	5307	59780	104568	
73 NETHRLNDS	1986	2893	18611	37245	
86 SWITZRLND	271	887	3992	11640	
355 ISRAEL	471	802	7214	14701	
519 INDIA			1031	1924	
559 JAPAN			520	950	
782 URUGUAY			20690	26282	
990 U STATES	1456	6978	25800	84275	
	167491	340955	1154869	2265655	
WOOL FAB IN GRAY OVR 4 TO 6 OZ	LB				3281
1 U KINGDOM			8875	15169	
67 ITALY			3088	4657	
86 SWITZRLND			183	650	
990 U STATES			156	420	
			12302	20896	
WOOL FAB IN GRAY 4 OZ OR LESS	LB				3282
1 U KINGDOM	5592	16438	126257	373155	
54 FRANCE			43	249	
	5592	16438	126300	373404	
KNITTED FABRICS WOOL N O P	LB				3283
1 U KINGDOM	71290	220954	633172	1965543	
43 AUSTRIA			64	699	
44 BELG LUX	10824	32648	64299	180429	
54 FRANCE	4824	9632	33426	76547	
55 GERMANY W	3544	7330	15604	35717	
64 IRELAND	23736	70088	100285	298689	
67 ITALY			3686	13705	
73 NETHRLNDS	13820	33899	140166	444307	
86 SWITZRLND			2781	7424	
614 AUSTRALIA			1654	5317	
990 U STATES	14099	51753	129506	427909	
	142137	426304	1124643	3456286	
FLANNELS	LB				3284
1 U KINGDOM	73722	173828	776084	2066024	
44 BELG LUX			829	3018	
54 FRANCE	2408	10427	21530	95997	
55 GERMANY W			481	2264	
67 ITALY	13796	13672	278282	301914	
82 SPAIN			11916	7168	
86 SWITZRLND			1666	8460	
355 ISRAEL			354	1465	
519 INDIA			3499	9222	
559 JAPAN			716	1979	
990 U STATES	222	731	9219	28458	
	90148	198658	1104576	2525969	
OVERCOATINGS	LB				3286
1 U KINGDOM	68306	153456	1023236	2393543	
43 AUSTRIA	515	2553	1545	6255	
44 BELG LUX	623	2117	2020	6741	
54 FRANCE	222	724	7097	27441	
55 GERMANY W			980	3832	
67 ITALY	23610	31458	693914	769990	
73 NETHRLNDS			13254	38502	
82 SPAIN			5951	5231	
86 SWITZRLND			7561	22591	
246 CZECHO S	538	1052	745	1571	
559 JAPAN			4164	7178	
990 U STATES	139	441	11349	39002	
	93953	191801	1771816	3321877	
TWEEDS	LB				3287
1 U KINGDOM	76923	191501	799611	1852062	
44 BELG LUX			312	1332	
49 DENMARK			166	422	
54 FRANCE	146	763	7404	29118	
55 GERMANY W	946	5119	1014	5435	
64 IRELAND			427	1053	
67 ITALY	19131	21732	647147	725555	
73 NETHRLNDS			857	2356	
82 SPAIN	2098	1257	2444	1454	
86 SWITZRLND	53	219	1424	4651	
559 JAPAN	825	2544	14438	47736	
990 U STATES	2044	11098	8928	26059	
	102166	234233	1484172	2697233	
WORSTEDS AND SERGES	LB				3288
1 U KINGDOM	354678	1332188	3903630	14343081	
43 AUSTRIA	888	4557	10541	43727	

IMPORTS BY COMMODITIES AND COUNTRIES

Commodity and Country	NOVEMBER 1961		JANUARY TO NOVEMBER 1961		Class Number
	Quantity	Value (\$)	Quantity	Value (\$)	
44 BELG LUX	797	2465	24002	73067	
49 DENMARK	825	2027	2416	6690	
54 FRANCE	12538	53277	185761	731432	
55 GERMANY W	760	3995	18902	82453	
59 GREECE	157	812	538	2761	
64 IRELAND			1442	5110	
67 ITALY	44698	114397	864744	1667446	
73 NETHRLNDS	445	1195	10840	31518	
82 SPAIN	1983	1229	11642	16224	
85 SWEDEN			1750	8446	
86 SWITZRLND	1138	6621	41270	183094	
246 CZECHO S			31942	80396	
258 GERMANY E			1443	1523	
277 POLAND			4033	9003	
355 ISRAEL	416	2740	4011	21151	
519 INDIA			655	1557	
559 JAPAN	34202	120626	254028	833307	
614 AUSTRALIA			2669	13517	
782 URUGUAY	275	1597	3157	15308	
990 U STATES	14931	87013	123823	614801	
	468731	1734739	5503239	18785612	
WOVEN FABRICS N O P WOOL	LB				3289
1 U KINGDOM	44323	96011	472077	1053266	
43 AUSTRIA	816	3970	6724	29175	
44 BELG LUX	1009	1127	11697	33585	
49 DENMARK	1235	3229	20207	51420	
54 FRANCE	1250	5806	42094	180039	
55 GERMANY W	1451	7894	27620	89554	
64 IRELAND			263	1032	
67 ITALY	18402	23088	354460	441248	
73 NETHRLNDS	373	1413	5087	14181	
76 NORWAY	241	527	1890	4565	
85 SWEOEN	84	204	3712	9318	
86 SWITZRLND	553	2853	13607	71648	
246 CZECHO S	261	1070	1588	5682	
287 U S S R	90	735	90	735	
519 INDIA	541	1395	2041	6400	
559 JAPAN	90	283	3327	11231	
874 MEXICO			11	136	
990 U STATES	9514	45995	120688	419454	
	80233	195600	1087183	2422669	
WOOL FAB 12 INS WIDE OR LESS	LB				3291**
1 U KINGDOM			197	1031	
54 FRANCE			544	2677	
55 GERMANY W			317	2358	
86 SWITZRLND			105	613	
990 U STATES			542	1990	
			1705	8669	
WOOL FABRICS CUT PILE PLUSH	LB				3292
1 U KINGDOM			19585	71462	
44 BELG LUX	265	589	265	589	
54 FRANCE			267	1135	
55 GERMANY W			12567	30093	
67 ITALY			992	1086	
990 U STATES	155	398	3765	12037	
	420	987	37441	116402	
BILLIARD CLOTH OF WOOL FABRIC	LB				3293
1 U KINGDOM	3054	12260	44705	163006	
990 U STATES	180	675	971	3602	
	3234	12935	45676	166608	
CARPETS AXMINSTER IN ROLLS	SQ FT				3301
1 U KINGDOM	50476	26598	557763	299872	
44 BELG LUX	44541	21148	203986	84418	
54 FRANCE	7058	3487	53542	25362	
55 GERMANY W	893	293	29593	14186	
990 U STATES	13089	14411	115567	73913	
	116057	65937	960451	497751	
CARPETS AXMINSTER SQUARES	SQ FT				3302
1 U KINGDOM	29615	16998	311604	174027	
44 BELG LUX			3258	1457	
49 DENMARK	1376	1042	3863	3771	
54 FRANCE			3260	1935	
55 GERMANY W			1476	1082	
67 ITALY			13641	7921	
73 NETHRLNDS			1103	658	
76 NORWAY			2058	2428	
85 SWEOEN			893	571	
990 U STATES	2260	2184	45488	29975	
	33251	20224	386644	223825	
CARPET BRUSSELS WILTON IN ROLL	SQ FT				3303
1 U KINGDOM	373175	246508	3158816	1889677	
44 BELG LUX	422473	206950	4273646	2076787	
49 DENMARK			3154	1507	
54 FRANCE	15565	7965	141682	71790	
55 GERMANY W	78558	30334	959346	367719	
64 IRELAND			3420	1696	
67 ITALY	38377	23585	213679	135639	
73 NETHRLNDS			5350	2058	
85 SWEDEN			1794	1137	
473 MOROCCO			878	1243	
519 INDIA	918	737	13921	11079	
559 JAPAN	25084	7748	283104	97098	
990 U STATES	51224	39373	280017	190960	
	1005444	563200	9338807	4848390	

**Discontinued after June 30, 1961

IMPORTS BY COMMODITIES AND COUNTRIES

Commodity and Country	NOVEMBER 1961		JANUARY TO NOVEMBER 1961		Class Number
	Quantity	Value (\$)	Quantity	Value (\$)	
CARPET BRUSSELS WILTON SQUARES	SQ FT				3304
1 U KINGDOM	46692	28695	249007	151732	
44 BELG LUX	10212	4991	116562	51553	
49 DENMARK	1230	689	18626	8979	
54 FRANCE	2456	1532	35356	18870	
55 GERMANY W	1784	1329	81426	68833	
59 GREECE			4216	1427	
67 ITALY	1719	1105	82944	49298	
73 NETHRLNDS	1138	908	8181	5176	
82 SPAIN			743	482	
85 SWEDEN			4127	2992	
473 MOROCCO			215	299	
559 JAPAN			56839	13994	
990 U STATES	4183	2909	56715	34956	
	78292	44442	714957	408591	
CARPETS INGRAIN IN ROLLS	SQ FT				3305
1 U KINGDOM			3278	992	
44 BELG LUX			7389	2711	
990 U STATES			10373	6304	
			21040	10007	
CARPETS INGRAIN SQUARES	SQ FT				3306
1 U KINGDOM			775	541	
49 DENMARK			9293	3714	
516 HONG KONG	1380	325	1380	325	
519 INDIA			36075	10148	
553 CHINA COM	8310	2005	107302	26746	
559 JAPAN	30396	11402	146523	42587	
990 U STATES			1516	1297	
	40086	13732	302864	85358	
CARPETS ORIENTAL	SQ FT				3307
1 U KINGDOM	3114	2152	22516	27333	
49 DENMARK	1734	952	3936	2934	
53 FINLAND			109	120	
54 FRANCE			1278	1090	
55 GERMANY W	489	474	731	845	
59 GREECE	244	544	4839	6927	
64 IRELAND			82	395	
67 ITALY	8586	5332	18738	9794	
73 NETHRLNDS	3787	2722	4213	3972	
78 PORTUGAL			204	138	
82 SPAIN	385	724	2243	3669	
85 SWEDEN			1052	593	
86 SWITZRLND			374	1414	
262 HUNGARY			1865	890	
347 IRAN	1578	6441	33849	92386	
355 ISRAEL			292	1041	
363 LEBANON	188	580	188	580	
382 TURKEY			558	8990	
385 UAR EGYPT			2236	1464	
443 ALGERIA	1289	1988	15515	19655	
473 MOROCCO	908	1337	9958	15191	
516 HONG KONG	395	1380	6527	13551	
519 INDIA	137064	144526	1060337	1101380	
527 PAKISTAN			7783	26192	
553 CHINA COM			2805	9983	
559 JAPAN	10736	8450	55934	43101	
774 PERU	796	322	796	322	
874 MEXICO			719	1108	
886 P RICO			704	2857	
990 U STATES	5179	4710	35712	51980	
	176472	182634	1296093	1449895	
CARPETS TAPESTRY IN ROLLS	SQ FT				3308
1 U KINGDOM			22846	14824	
44 BELG LUX			3526	1641	
54 FRANCE	39849	17032	313026	155830	
55 GERMANY W			46692	26387	
67 ITALY	10004	6212	15865	10690	
990 U STATES			9410	6533	
	49853	23244	411365	215905	
CARPETS TAPESTRY SQUARES	SQ FT				3309
54 FRANCE	8462	4052	37940	20166	
55 GERMANY W	1746	702	3750	1754	
67 ITALY			1256	573	
990 U STATES			2316	942	
	10208	4754	45262	23435	
MATS HEARTH RUGS AND RUNNERS	SQ FT				3310
1 U KINGDOM	5362	1831	46746	19085	
44 BELG LUX			1631	1071	
49 DENMARK			776	675	
55 GERMANY W	563	545	2377	1698	
73 NETHRLNDS			381	134	
85 SWEDEN			1355	497	
519 INDIA			4911	1625	
559 JAPAN			43356	8213	
990 U STATES	2212	1945	31436	10282	
	8137	4321	132969	43280	
BLANKETS N O P WOOL	LB				3342
1 U KINGDOM	20092	29281	293897	475290	
43 AUSTRIA			363	357	
44 BELG LUX	338	587	1731	3350	
54 FRANCE			750	1648	
55 GERMANY W			692	1083	
67 ITALY	74	103	5322	4846	
73 NETHRLNDS	5076	5653	10789	13487	
78 PORTUGAL			342	250	
85 SWEDEN			285	408	

IMPORTS BY COMMODITIES AND COUNTRIES

Commodity and Country	NOVEMBER 1961		JANUARY TO NOVEMBER 1961		Class Number
	Quantity	Value (\$)	Quantity	Value (\$)	
246 CZECHO S			215	135	
427 UN SO AFR			250	256	
559 JAPAN			3670	1855	
824 JAMAICA	41833	29432	234155	171207	
874 MEXICO	18	152	170	408	
990 U STATES	11926	18404	59427	91065	
FELT PRESSED	79357	83612	612058	765645	3343
1 U KINGDOM	LB 754	1528	7421	18598	
44 BELG LUX			592	1137	
55 GERMANY W			15214	20093	
67 ITALY			287	3096	
73 NETHRLNDS			198	448	
246 CZECHO S			170	180	
990 U STATES	2909	6796	38988	62245	
RUGS RAILWAY STEAMER AND AUTO	3663	8324	62870	105797	3344
1 U KINGDOM	LB 2581	5504	48427	101609	
43 AUSTRIA			715	1993	
53 FINLAND			25	110	
55 GERMANY W	3300	2329	4255	3524	
67 ITALY	29496	18211	197252	131157	
73 NETHRLNDS			1328	1384	
85 SWEDEN			159	369	
990 U STATES	10686	38998	12553	41956	
WOOL MANUFACTURES N O P	46063	65042	264714	282102	3345
1 U KINGDOM	LB 825	3270	49613	46989	
43 AUSTRIA			2863	6204	
44 BELG LUX	33	170	409	950	
49 DENMARK	252	790	682	1766	
54 FRANCE	210	1158	672	4184	
55 GERMANY W	752	2176	7615	18789	
64 IRELAND			450	1232	
67 ITALY	131	567	2168	3672	
73 NETHRLNDS			1238	2638	
76 NORWAY	20	84	20	84	
85 SWEDEN			14	63	
86 SWITZRLNO			29	224	
516 HONG KONG	20	78	114	449	
559 JAPAN	639	968	6120	9195	
874 MEXICO			95	106	
990 U STATES	29132	53753	239224	452394	
YARN SYNTHETIC ACETATE SINGLES	32014	63014	311326	548939	3360
1 U KINGDOM	LB		2327	2427	
55 GERMANY W			13842	16734	
990 U STATES	27498	26658	452865	477755	
YARNS SYNTHETIC BINGLES N O P	27498	26658	469034	496916	3361
1 U KINGDOM	LB 3133	2516	15706	14933	
54 FRANCE	30005	20403	43207	28199	
55 GERMANY W			15967	12469	
67 ITALY			16338	21325	
73 NETHRLNDS			31815	21862	
86 SWITZRLND			100226	64185	
559 JAPAN	14000	8328	375952	188051	
990 U STATES	15524	14564	164582	152791	
YARNS THREAOS SYNTHETIC N O P	62662	45811	763793	503815	3362
1 U KINGDOM	LB 3407	6583	43870	103068	
43 AUSTRIA			427	560	
54 FRANCE	49	84	73565	48892	
55 GERMANY W	2177	2512	33828	36705	
67 ITALY	2498	2452	5646	5186	
73 NETHRLNDS	672	440	13074	11623	
85 SWEDEN			61	343	
86 SWITZRLND	2128	2471	20640	15355	
559 JAPAN	4500	4666	85613	104345	
990 U STATES	144391	151542	1215582	1289141	
YARNS SYNTHETIC ACETATE TWIST	159822	170750	1492306	1615218	3364
1 U KINGDOM	LB 957	1461	4126	6152	
55 GERMANY W			104	199	
990 U STATES	7290	7358	272439	299921	
STAPLE FIBRES SYNTHETIC	8247	8819	276669	306272	3365
1 U KINGDOM	LB 297181	244207	1743730	1158188	
43 AUSTRIA			93942	24351	
54 FRANCE			1028	1393	
55 GERMANY W	128087	38318	610316	208194	
67 ITALY			39969	16637	
85 SWEDEN	79917	17444	139632	30825	
559 JAPAN	310	210	238060	47986	
990 U STATES	597380	321331	6857870	3979960	
TOPS OF SYNTHETIC FIBRES	1102875	621510	9724547	5467534	3366
1 U KINGDOM	LB 20691	11805	149283	71899	
55 GERMANY W	22874	13424	285459	156876	
64 IRELAND	14368	15536	35838	37346	
67 ITALY			1415	970	
990 U STATES	6997	6778	130937	117492	
WASTE SHORT FIBRE SYNTHETIC	64930	47543	602932	384583	3367
1 U KINGDOM	LB		125	69	
990 U STATES	27636	12998	710592	337728	
	27636	12998	710717	337797	

IMPORTS BY COMMODITIES AND COUNTRIES

Commodity and Country	NOVEMBER 1961		JANUARY TO NOVEMBER 1961		Class Number
	Quantity	Value (\$)	Quantity	Value (\$)	
YARNS FROM POLYAMIDES NYLON	LB				3 368
1 U KINGDOM	606	1554	25555	78154	
44 BELG LUX	11801	40629	101558	294928	
54 FRANCE			5693	17973	
55 GERMANY W	12272	22040	39644	72927	
67 ITALY	43688	61027	469480	780507	
73 NETHRLNDS			740	998	
86 SWITZRLND			9005	15040	
355 ISRAEL	2096	4445	11222	23481	
559 JAPAN	2762	5746	12755	24437	
990 U STATES	173001	307612	1375656	2445225	
	246226	443053	2051308	3753670	
YARN SYNTHETIC FOR TIRE FABRIC	LB				3 369
990 U STATES	355496	188701	2463802	1488855	
	355496	188701	2463802	1488855	
KNITTED FABRIC SYNTHETIC FIBRE	LB				3 371
1 U KINGDOM	258	1103	32841	86835	
43 AUSTRIA			577	2201	
54 FRANCE			4597	14015	
55 GERMANY W	18189	27050	31853	53096	
64 IRELAND			338	1048	
67 ITALY	6484	15715	29754	71347	
86 SWITZRLND	101	372	4161	17818	
990 U STATES	99945	277250	992766	2494091	
	124977	321490	1096887	2740451	
FABRICS SYNTHETIC FIBRE N O P	LB				3 372
1 U KINGDOM	96518	137895	521911	898174	
43 AUSTRIA	344	913	78374	143517	
44 BELG LUX	6233	12467	61856	94336	
49 DENMARK	52	139	250	671	
54 FRANCE	2296	14184	64075	286213	
55 GERMANY W	23738	44482	441636	787638	
67 ITALY	64865	83395	784279	946425	
73 NETHRLNDS	5496	8920	93027	177236	
82 SPAIN	5175	15068	36664	98236	
85 SWEDEN	1102	4067	7608	27380	
86 SWITZRLND	4906	18263	46717	200131	
355 ISRAEL	771	2066	10414	25576	
516 HONG KONG	17	81	7519	13322	
519 INDIA	44803	22202	167231	79349	
553 CHINA COM	3329	4548	9946	13470	
559 JAPAN	86028	154293	1069995	1760451	
990 U STATES	713796	1691448	7374821	16693723	
	1059469	2214431	10776323	22245848	
FAB SYN FIB 12 IN WIDE OR LESS	LB				3 374*
1 U KINGDOM	915	3191	13443	42538	
44 BELG LUX	1482	1739	1620	2170	
54 FRANCE	1054	2880	12341	43168	
55 GERMANY W	418	1218	2596	7917	
67 ITALY	138	653	2807	5931	
73 NETHRLNDS			372	707	
86 SWITZRLND	526	1777	26683	91714	
246 CZECHOS			504	974	
559 JAPAN	24027	20888	223935	217387	
990 U STATES	81760	170684	612911	1293141	
	110320	203030	897212	1705647	
CURTAINS OF SYNTHETIC FIBRE	OZ				3 390
1 U KINGDOM	944	115	99763	16389	
54 FRANCE	2036	1011	108676	52000	
55 GERMANY W			1488	259	
86 SWITZRLND			3972	2118	
559 JAPAN	1952	842	3232	1436	
990 U STATES	469711	80466	4734851	816845	
	474643	82434	4951982	889047	
SYNTHETIC FIBRE MANUFACTRS N O P	OZ				3 392
1 U KINGDOM	286116	31883	1945217	244602	
43 AUSTRIA	1290	184	12405	2498	
44 BELG LUX	800	399	40550	4459	
49 DENMARK			9754	1338	
54 FRANCE	4624	1438	279818	44996	
55 GERMANY W	19893	3567	516179	71748	
67 ITALY	18826	1980	267534	27604	
73 NETHRLNDS	3312	238	114655	9400	
82 SPAIN			1453	817	
85 SWEDEN	624	266	4054	691	
86 SWITZRLND	1888	471	75477	30866	
258 GERMANY E			1300	279	
516 HONG KONG	9454	1906	44903	7009	
527 PAKISTAN			180	59	
559 JAPAN	778235	51013	7382410	491412	
622 NEW ZEAL			1360	569	
867 HAITI			3521	1943	
990 U STATES	4509887	523083	48400295	5636312	
	5634949	616428	59101065	6576602	
SYNTH FIBRE FOR ELEC APPARATUS	OZ				3 393**
990 U STATES			5255	1303	
			5255	1303	
HAIR CLDTH					3 401
1 U KINGDOM		10249		78494	
990 U STATES		539		10632	
		10788		89126	
KAPOK	CWT				3 411
527 PAKISTAN			26	253	

*From July 1, 1961

**Discontinued after June 30, 1961

IMPORTS BY COMMODITIES AND COUNTRIES

Commodity and Country	NOVEMBER 1961		JANUARY TO NOVEMBER 1961		Class Number
	Quantity	Value (\$)	Quantity	Value (\$)	
556 INDONESIA			441	7240	
583 THAILAND	1021	15603	9703	149183	
990 U STATES			1170	24537	
MANILA FIBRE	1021	15603	11340	181213	3412
	CWT				
1 U KINGDOM			560	5634	
529 B E I NES			280	6755	
567 PHIL	560	8171	9363	242218	
845 CRICA			1788	41125	
864 GUATEMALA			1308	30942	
869 HONDURAS			390	9093	
874 MEXICO			300	7183	
883 PANAMA			414	10047	
990 U STATES	413	8005	15056	388703	
	973	16176	29459	741760	
SISAL ISTLE TAMPICO FIBRE					3413
	CWT				
44 BELG LUX			1103	12072	
415 KENYA	9738	98830	35093	352107	
425 TANGANYKA	6949	71362	78377	844730	
427 UN SO AFR			3673	35227	
476 MOZAMBQUE	112	1174	894	9390	
519 INDIA	588	5707	1024	8090	
614 AUSTRALIA	1125	7182	1125	7182	
752 BRAZIL	7071	67121	60494	626175	
867 HAITI	8895	70770	65139	556720	
874 MEXICO	3462	23246	78265	705663	
990 U STATES	39045	411227	261653	2872309	
	76985	756619	586840	6029665	
VEGETABLE FIBRE N D P					3414
	CWT				
1 U KINGDOM			150	3098	
67 ITALY	331	1553	331	1553	
73 NETHRLNDS			125	1698	
462 FR AF NES			803	9806	
473 MOROCCO			220	1057	
519 INDIA	55	175	332	1840	
752 BRAZIL			11	247	
874 MEXICO	481	2741	1379	7628	
990 U STATES	395	2247	3400	34137	
	1262	6716	6751	61064	
BALER TWINE					3420
	CWT				
1 U KINGDOM			64683	994257	
44 BELG LUX			24300	335712	
49 DENMARK			67335	1066646	
73 NETHRLNDS			27652	423647	
78 PORTUGAL	638	9037	58897	854170	
85 SWEDEN	682	10165	1732	25413	
848 CUBA			14400	199584	
867 HAITI			3683	52307	
874 MEXICO			20134	265385	
990 U STATES			758	12883	
	1320	19202	283574	4230004	
GRASSES SEAWEEED MOSSES BAGASSE					3421
1 U KINGDOM		7279		36167	
54 FRANCE				199	
55 GERMANY W				563	
67 ITALY		2888		7841	
73 NETHRLNDS				101	
76 NORWAY				2902	
516 HONG KONG				2410	
519 INDIA				1533	
559 JAPAN		322		14352	
874 MEXICO		17636		30010	
990 U STATES		13692		70173	
		41817		166251	
BINDER TWINE					3422
	CWT				
1 U KINGDOM			5111	75564	
44 BELG LUX			5171	73478	
49 DENMARK			14303	224454	
55 GERMANY W			1025	14038	
73 NETHRLNDS			10037	159267	
78 PORTUGAL			6025	79163	
85 SWEDEN			1753	25651	
874 MEXICO			1555	19716	
990 U STATES			319	4568	
			45299	675899	
COIR AND COIR YARN					3423
	CWT				
1 U KINGDOM			224	3546	
519 INDIA	674	7300	2232	25303	
	674	7300	2456	28849	
MATS RUGS N O P OF COCOA FIBRE					3424
	SQ YD				
1 U KINGDOM			169	161	
55 GERMANY W			1324	3445	
73 NETHRLNDS	65	182	7206	5739	
519 INDIA	36081	17881	138170	71080	
559 JAPAN	34	190	747	2002	
990 U STATES			957	561	
	36180	18253	148573	82988	
STRAW OR PAPER CARPETING RUGS					3425
1 U KINGDOM		154		219	
516 HONG KONG				8843	
519 INDIA				410	
559 JAPAN		271		44128	
578 TAIWAN				1521	
822 BARBAOOS				6104	
990 U STATES		1486		54478	
		1911		115703	

IMPORTS BY COMMODITIES AND COUNTRIES

Commodity and Country	NOVEMBER 1961		JANUARY TO NOVEMBER 1961		Class Number
	Quantity	Value (\$)	Quantity	Value (\$)	
VEGETABLE FIBRES FOR BRUSHES	CWT				3 4 2 8
1 U KINGDOM	357	5753	877	23738	
44 BELG LUX	378	5223	1544	27612	
73 NETHRLNDS	115	2343	2744	43498	
516 HONG KONG			112	5721	
519 INDIA	40	712	1753	18478	
744 ARGENTINA			9	2113	
874 MEXICO	355	18979	2320	111687	
990 U STATES	222	19860	4053	254933	
	1467	52870	13412	487780	
MATS CUT PILE OF COCOA FIBRE	SQ FT				3 4 2 9
73 NETHRLNDS			5237	980	
519 INDIA	156479	28817	768369	131009	
559 JAPAN			7425	1783	
	156479	28817	781031	133772	
WASTE FOR FURTHER PREPARATION	CWT				3 4 5 1
1 U KINGDDM	2130	36379	14156	316530	
44 BELG LUX	2955	21492	8205	76414	
54 FRANCE	450	2618	1976	17890	
55 GERMANY W	871	10615	5007	54524	
67 ITALY			804	8723	
73 NETHRLNDS	1883	18360	10550	100112	
85 SWEDEN			876	9536	
86 SWITZRLND	44	2746	66	4169	
287 U S S R	2405	11173	18664	82385	
382 TURKEY			551	2995	
516 HONG KONG	1850	10878	7363	53497	
519 INDIA			5388	50590	
527 PAKISTAN	1010	6626	4436	33371	
559 JAPAN	1584	20432	4904	56593	
614 AUSTRALIA			32	1777	
744 ARGENTINA	553	7405	553	7405	
752 BRAZIL	5531	21689	11144	41068	
782 URUGUAY			210	7558	
874 MEXICO			499	4306	
886 P RICO			292	3317	
990 U STATES	34271	419376	356454	3968331	
	55537	589789	452130	4901091	
WASTE FOR WIPING RAGS N O P	CWT				3 4 5 2
1 U KINGDOM	174	9033	1974	46749	
44 BELG LUX			773	7457	
54 FRANCE			43	1510	
55 GERMANY W			1098	13225	
73 NETHRLNDS			1022	6039	
85 SWEDEN			106	2143	
527 PAKISTAN			20	169	
559 JAPAN	206	2643	2742	32666	
990 U STATES	6869	80744	77083	909515	
	7249	92420	84861	1019473	
WASTE GARNETTED READY FOR USE	LB				3 4 5 3
1 U KINGDOM	360	70	72925	14428	
559 JAPAN			80500	9896	
990 U STATES	262467	50117	2051382	386938	
	262827	50187	2204807	411262	
BATTS BATTING WADDING N O P	LB				3 4 5 4
990 U STATES	28187	18837	191679	136392	
	28187	18837	191679	136392	
FISH NETS NETTINGS COMMERCIAL	LB				3 4 6 0
1 U KINGDOM	41876	53370	559921	917174	
49 DENMARK	1489	6320	2189	7388	
54 FRANCE	4501	7789	11691	20053	
55 GERMANY W	1201	1689	2780	10049	
67 ITALY			257	245	
73 NETHRLNDS			98987	186835	
76 NORWAY	1154	3530	5776	11494	
559 JAPAN	24708	50000	630848	1216169	
990 U STATES	1926	5974	130517	299231	
	76855	128672	1442966	2668638	
FISHING LINES COMMERCIAL	LB				3 4 6 1
1 U KINGDOM	58128	56719	517498	444656	
49 DENMARK			4803	1031	
55 GERMANY W			8079	15250	
73 NETHRLNDS			134975	46882	
76 NORWAY			418	527	
78 PORTUGAL			3380	1164	
559 JAPAN	7800	11215	80355	124521	
567 PHIL			5000	1550	
990 U STATES	24422	26104	212554	302010	
	90350	94038	967062	937591	
CORDAGE MANILA OVER 1 IN CIRC	LB				3 4 6 3
1 U KINGDOM	129946	34920	1201360	355998	
49 DENMARK	3082	1081	17991	4516	
64 IRELAND			6875	1935	
73 NETHRLNDS			1116	342	
78 PORTUGAL			47863	6702	
874 MEXICO			119565	14488	
990 U STATES	459	394	14394	9957	
	133487	36395	1409164	393938	
CORDAGE COMMERCIAL FISH NET	LB				3 4 6 4
1 U KINGDOM	100051	25126	1481412	367614	
44 BELG LUX			217876	60620	
49 DENMARK	22788	5252	226715	62137	
55 GERMANY W			14761	3898	
64 IRELAND			147642	40070	
73 NETHRLNDS	4158	3383	446425	122288	
78 PORTUGAL			4804	657	

IMPORTS BY COMMODITIES AND COUNTRIES

Commodity and Country	NOVEMBER 1961		JANUARY TO NOVEMBER 1961		Class Number
	Quantity	Value (\$)	Quantity	Value (\$)	
559 JAPAN	485	390	35866	33645	3465
874 MEXICO	12159	1541	22847	2667	
990 U STATES			25813	21112	
	139641	35612	2624161	714708	
COROAGE OVER 1 INCH NOP	LB				3465
1 U KINGDOM	17199	2501	367877	103732	
49 DENMARK			965	941	
55 GERMANY W	120	130	445	503	
73 NETHRLNDS			1868	317	
78 PORTUGAL			378	402	
559 JAPAN			1290	1730	
990 U STATES	5648	2525	89955	59986	
	22967	5156	462778	167611	
COTTON FABRIC RUBBERIZED	LB				
1 U KINGDOM	430	572	4429	5252	
54 FRANCE	9012	10926	71994	44965	
559 JAPAN			1523	487	
990 U STATES	35907	35081	368722	357010	
	45349	46579	446668	407714	
COTTON WINDOW SHADE CLOTH	LB				3473
1 U KINGDOM	770	572	9492	7851	
990 U STATES	2088	2752	30513	47568	
	2858	3324	40005	55419	
COTTON FABRICS COATED N O P	LB				3474
1 U KINGDOM	15502	25772	201786	265475	
44 BELG LUX			175	219	
49 DENMARK	38	162	238	1015	
54 FRANCE	726	1843	15666	19924	
55 GERMANY W	1461	1642	56040	51928	
67 ITALY	403	387	986	1703	
73 NETHRLNDS			1392	1274	
85 SWEDEN			4190	2322	
86 SWITZRLNO	570	1439	2886	7102	
427 UN SO AFR			2010	1341	
519 INDIA			1183	1065	
559 JAPAN			8410	5416	
990 U STATES	561660	590948	5317121	5447418	
	580360	622193	5612083	5806202	
ARTISTS CANVAS COATED PREPARED					3475
1 U KINGDOM		209		1048	
44 BELG LUX				537	
73 NETHRLNDS				185	
990 U STATES		3902		31864	
		4111		33634	
CANVAS FLAX FOR TENTS AWNINGS	LB				3476
1 U KINGDOM	1629	1047	88053	52608	
990 U STATES			2763	3107	
	1629	1047	90816	55715	
FABRICS JUTE COATEO	LB				3478
1 U KINGDOM	2006	780	10376	4501	
990 U STATES	10038	2139	302366	91553	
	12044	2919	312742	96054	
FABRICS VEG FIBRE COATEO	LB				3479
1 U KINGDOM	17137	7875	297478	91439	
54 FRANCE			3879	2685	
67 ITALY			1428	1449	
85 SWEDEN			18	58	
559 JAPAN	174644	25742	997582	145470	
990 U STATES	22688	25980	371957	416052	
	214469	59597	1672342	657153	
FABRICS FOR BRATTICE CLOTH	LB				3480
1 U KINGDOM	64078	13852	137590	28915	
990 U STATES			13145	3574	
	64078	13852	150735	32489	
FABRICS SILK COATEO	LB				3481
1 U KINGDOM			23	57	
67 ITALY	103	1515	146	1898	
990 U STATES	84	481	5112	28549	
	187	1996	5281	30504	
FABRICS WOOL COATEO	LB				3483
1 U KINGDOM			221	635	
43 AUSTRIA			584	1314	
44 BELG LUX			168	402	
49 DENMARK	378	1352	826	2784	
54 FRANCE			1558	1317	
55 GERMANY W	4470	11539	42001	108716	
990 U STATES	7888	3022	58628	72887	
	12736	15913	103986	188055	
FABRICS SYNTHETIC FIBRE COATED	LB				3484
1 U KINGDOM	6229	7108	14825	17395	
43 AUSTRIA			220	207	
44 BELG LUX	88296	90312	680023	691349	
54 FRANCE	13	212	1531	3236	
55 GERMANY W	347	874	3249	6119	
67 ITALY			14573	12889	
73 NETHRLNDS	3710	4070	10730	13220	
82 SPAIN			3053	2452	
427 UN SO AFR			486	611	
559 JAPAN	750	1059	79552	34384	
990 U STATES	282960	505138	2984072	5055037	
	382305	608773	3792314	5836899	
OILCLOTH FLOOR LINOLEUM	LB				3485
1 U KINGDOM	1477480	232704	11378461	1635162	
73 NETHRLNDS	26636	3454	432267	78635	
990 U STATES	758181	212933	9470820	2356694	
	2262297	449091	21281548	4070491	

IMPORTS BY COMMODITIES AND COUNTRIES

Commodity and Country	NOVEMBER 1961		JANUARY TO NOVEMBER 1961		Class Number
	Quantity	Value (\$)	Quantity	Value (\$)	
OILCLOTH CARRIAGE SHELF TABLE	LB				
1 U KINGDOM	114	96	30834	20732	3486
990 U STATES	3040	1631	50549	26312	
	3154	1727	81383	47044	
TYPEWRITER RIBBONS	LB				
1 U KINGDOM	533	1074	1370	4054	3487
43 AUSTRIA			22	62	
55 GERMANY W			79	308	
246 CZECHO S	686	1109	1291	2719	
559 JAPAN	21	243	21	243	
990 U STATES	785	2687	11856	60114	
	2025	5113	14639	67500	
FABRICS COTTON TO COVER RUBBER	LB				
1 U KINGDOM	5897	6955	58128	75929	3488
990 U STATES			3603	5057	
	5897	6955	61731	80986	
CORD TIRE FABRICS SYNTH FIBRE	LB				
990 U STATES	117921	95841	1162246	1156544	3489
	117921	95841	1162246	1156544	
LACE EMBROIDERIES BOBBINET NOP	LB				
1 U KINGDOM	11259	46112	91721	390728	3501
43 AUSTRIA	4146	25984	29803	162045	
44 BELG LUX			137	813	
49 DENMARK			106	633	
54 FRANCE	5854	54332	49469	463175	
55 GERMANY W	1910	8475	10641	52978	
67 ITALY	20	503	7060	26592	
73 NETHRLNDS			456	760	
78 PORTUGAL			72	900	
82 SPAIN	18	342	97	1034	
85 SWEDEN			207	552	
86 SWITZRLND	2696	15886	11337	82685	
516 HONG KONG	18	103	2560	10198	
519 INDIA			1088	3933	
559 JAPAN	4838	9460	63848	159819	
578 TAIWAN	79	1535	3135	48674	
824 JAMAICA			174	1907	
990 U STATES	61907	227473	571327	2029578	
	92745	390205	843238	3437004	
BRAIOS OF ALL KINDS N O P					
1 U KINGDOM		5038		17774	3505*
44 BELG LUX				459	
54 FRANCE		1374		6350	
55 GERMANY W		1592		28088	
64 IRELAND				4893	
67 ITALY				57	
73 NETHRLNDS				1163	
86 SWITZRLND		3106		4674	
246 CZECHO S		9260		13547	
559 JAPAN		216		1405	
990 U STATES		53401		240332	
		73987		318742	
SEAMLESS WVN JACKETS FIRE HOSE					3507*
FIRE HOSE N O P					
1 U KINGDOM		3050		28922	3509*
55 GERMANY W				14737	
76 NORWAY		2580		2580	
559 JAPAN				2045	
990 U STATES		7223		61432	
		12853		109716	
WOVEN FAB 12 INS WIDE OR LESS					
1 U KINGDOM		54		549	3513*
54 FRANCE		7446		20738	
55 GERMANY W				330	
86 SWITZRLND		84		371	
990 U STATES		754		3338	
		8338		25326	
KNITTED GOODS N O P	LB				
1 U KINGDOM	368	1180	10336	22735	3524
43 AUSTRIA			89	340	
54 FRANCE	97	204	1232	3492	
55 GERMANY W	856	2318	4323	10226	
67 ITALY	166	760	878	3423	
73 NETHRLNDS			287	761	
86 SWITZRLND	15	61	781	2840	
516 HONG KONG			903	723	
559 JAPAN	15	52	2375	3325	
990 U STATES	46648	88658	531450	1003809	
	48165	93233	552654	1051674	
CHENILLE YARNS AND CORDS	LB				
55 GERMANY W			444	906	3548**
559 JAPAN			652	618	
990 U STATES			1284	1968	
			2380	3492	
USED BAGS OF VEGETABLE FIBRE					
1 U KINGDOM				798	3550
73 NETHRLNDS				5821	
990 U STATES		62		14259	
		62		20878	
BELTING N O P	LB				
1 U KINGDOM	6821	7257	39398	49935	3551
43 AUSTRIA			658	2399	

*From July 1, 1961

**Discontinued after June 30, 1961

IMPORTS BY COMMODITIES AND COUNTRIES

Commodity and Country	NOVEMBER 1961		JANUARY TO NOVEMBER 1961		Class Number
	Quantity	Value (\$)	Quantity	Value (\$)	
54 FRANCE			16	81	
55 GERMANY W	75	185	494	3905	
67 ITALY	111	884	1423	4465	
73 NETHRLNDS			864	4752	
86 SWITZRLND			3948	11708	
990 U STATES	10085	20609	63759	128911	
	17092	28935	110560	206156	
BLANKETS FOR PRINTING PRESSES					3552
1 U KINGDOM		10353		62016	
55 GERMANY W				749	
86 SWITZRLND				417	
886 P RICO		1836		32908	
990 U STATES		56414		634313	
		68603		730403	
BRAIDS CORDS FRINGES NOP					3553**
1 U KINGDOM				19529	
43 AUSTRIA				468	
54 FRANCE				12483	
55 GERMANY W				18605	
67 ITALY				3306	
73 NETHRLNDS				86	
86 SWITZRLND				3407	
246 CZECHO S				8505	
559 JAPAN				10231	
886 P RICO				2311	
990 U STATES				336901	
				415832	
CARPETS N O P	SQ FT				3554
1 U KINGDOM	24554	4938	223989	49281	
44 BELG LUX	25254	5815	440485	91137	
49 DENMARK	6991	2901	20750	8674	
54 FRANCE			8646	5548	
55 GERMANY W	278	268	11632	5928	
67 ITALY	2954	1297	72718	21074	
73 NETHRLNDS	1033	331	9462	3190	
85 SWEDEN	605	120	2924	2152	
516 HONG KONG			204	79	
519 INDIA			5068	1012	
559 JAPAN	108316	14338	1749917	232448	
614 AUSTRALIA	31527	9706	243938	74237	
867 HAITI			2059	996	
990 U STATES	245910	95638	2062536	791552	
	447422	135352	4854328	1287308	
CURTAINS N O P					3557
1 U KINGDOM		768		9092	
67 ITALY		139		139	
85 SWEDEN				1065	
559 JAPAN				12557	
990 U STATES		13634		168303	
		14541		191156	
HAT BRAIDS NOT OVER 6 INCHES					3559
67 ITALY		5004		26734	
86 SWITZRLND		45583		341939	
516 HONG KONG				1523	
559 JAPAN		2898		11934	
867 HAITI		250		551	
990 U STATES		8379		61346	
		62114		444027	
HAT SWEATS CAP PEAKS AND BANDS					3560
1 U KINGDOM		3333		19340	
44 BELG LUX				5510	
67 ITALY		560		1852	
86 SWITZRLND		56		202	
516 HONG KONG		735		2323	
559 JAPAN				2989	
990 U STATES		37544		459413	
		42228		491629	
HOODS AND SHAPES OF FUR FELT	DOZ				3561
1 U KINGDOM	212	6190	3314	94855	
43 AUSTRIA	1	54	584	28976	
54 FRANCE	496	6917	3477	91387	
55 GERMANY W			116	2660	
67 ITALY	711	14551	18097	366047	
86 SWITZRLND	13	385	398	8481	
246 CZECHO S	1039	16116	29238	396019	
990 U STATES			1281	22884	
	2472	44213	56505	1011309	
HOODS AND SHAPES KNITTED	DOZ				3563
54 FRANCE	1086	6744	2351	16042	
67 ITALY	3637	30028	16618	136689	
86 SWITZRLND	561	8757	3738	48963	
246 CZECHO S			60	1031	
516 HONG KONG	100	1961	5939	35752	
527 PAKISTAN			1000	751	
553 CHINA COM	550	2980	4750	28884	
556 INDONESIA	3000	3105	17000	16344	
559 JAPAN	1607	5682	15654	58677	
578 TAIWAN	1700	12363	4800	28042	
763 ECUADOR			577	5461	
874 MEXICO	1512	2078	9790	13580	
990 U STATES	1116	9876	12925	90256	
	14869	83574	95202	480472	
HOODS AND SHAPES N O P	DOZ				3564
1 U KINGDOM			481	3188	

**Discontinued after June 30, 1961

IMPORTS BY COMMODITIES AND COUNTRIES

Commodity and Country	NOVEMBER 1961		JANUARY TO NOVEMBER 1961		Class Number
	Quantity	Value (\$)	Quantity	Value (\$)	
54 FRANCE		323	55	836	
67 ITALY	442	3915	1905	24271	
86 SWITZRLND	313	6618	2190	37195	
246 CZECHO S			76	821	
559 JAPAN			677	2519	
874 MEXICO			1350	1102	
990 U STATES	1014	6701	11134	70775	
SURGICAL DRESSINGS	1781	17557	17868	140707	3566
1 U KINGDOM		50922		446159	
44 BELG LUX				205	
49 DENMARK				189	
55 GERMANY W		5385		54975	
73 NETHRLNDS				50	
559 JAPAN				3389	
990 U STATES		75642		674971	
ELASTIC WEBBING WOVEN FOR MFRS		131949		1179938	3567**
1 U KINGDOM	LB		3586	9026	
54 FRANCE			1188	6384	
55 GERMANY W			4549	10033	
67 ITALY			1016	1882	
73 NETHRLNDS			335	632	
86 SWITZRLND			165	466	
559 JAPAN			26384	24034	
990 U STATES			25948	67523	
ELASTIC WEBBING WOVEN O P			63171	119980	3568**
1 U KINGDOM	LB		4694	10566	
44 BELG LUX			98	175	
55 GERMANY W			3152	6015	
67 ITALY			12346	24879	
73 NETHRLNDS			557	991	
355 ISRAEL			704	929	
559 JAPAN			90854	66877	
990 U STATES			82570	192620	
CORDED RIBBONS FOR MENS HATS			194975	303052	3570
55 GERMANY W	LB				
67 ITALY		14	300	2083	
990 U STATES		77	189	755	
FIBRE OR TEXTILE PRODUCTS NOP		6799	28551	124482	3573
1 U KINGDOM		6890	29040	127320	
67 ITALY					
86 SWITZRLND		781		9344	
516 HONG KONG		191		2390	
559 JAPAN				159	
990 U STATES				260	
BRAIDED CORD 1 IN CIRC OR LESS		52		4961	3574**
1 U KINGDOM	LB	6178		106620	
990 U STATES		7202		123734	
ELASTIC WEBBING BRAIDED					3576
1 U KINGDOM	LB	220	667	3076	5976
54 FRANCE			848	2597	
55 GERMANY W		244	611	3482	8814
67 ITALY		359	655	2668	4350
73 NETHRLNDS		339	833	722	1656
355 ISRAEL				1035	1937
559 JAPAN		35004	29674	554187	423304
990 U STATES		10920	24894	93995	215220
BEDSPREADS TEXTILE		47086	57334	660013	663854
1 U KINGDOM	NO	385	1507	2887	10498
55 GERMANY W		73	157	217	362
67 ITALY		16600	60116	111317	402863
73 NETHRLNDS				1707	4919
82 SPAIN		1500	1887	3216	5069
86 SWITZRLND				88	325
287 U S S R				340	605
473 MOROCCO		94	266	94	266
519 INDIA		24	81	12475	25708
559 JAPAN		39184	43578	511133	540276
990 U STATES		55573	259210	431922	1908152
UNDERWEAR MADE FROM WOVEN FAB		113433	366802	1075396	2899050
1 U KINGDOM	NO	24	165	30232	13973
43 AUSTRIA				450	180
44 BELG LUX				419	618
54 FRANCE				3546	7958
55 GERMANY W				223	847
67 ITALY		58	394	562	3559
73 NETHRLNDS		92	64	3396	1637
76 NORWAY		264	247	616	533
82 SPAIN				197280	9288
516 HONG KONG		70	289	98150	28849
559 JAPAN		22560	4432	119736	33909
578 TAIWAN				5436	1724
886 P RICO				238	858
990 U STATES		14896	16794	169383	204457
		37964	22385	629667	308390

**Discontinued after June 30, 1961

IMPORTS BY COMMODITIES AND COUNTRIES

Commodity and Country	NOVEMBER 1961		JANUARY TO NOVEMBER 1961		Class Number
	Quantity	Value (\$)	Quantity	Value (\$)	
UNDERWEAR N O P	NO				3906
1 U KINGDOM	40753	32185	942461	585810	
43 AUSTRIA	738	334	738	334	
44 BELG LUX	300	489	300	489	
54 FRANCE	1360	3612	20828	20674	
55 GERMANY W			8987	4425	
67 ITALY	1071	711	7069	4049	
73 NETHRLNDS	26587	11654	170236	72863	
76 NORWAY			5735	5026	
82 SPAIN	623160	29899	2584830	158258	
86 SWITZRLND	44	185	3075	3868	
516 HONG KONG			66624	8656	
559 JAPAN	3600	376	876016	116193	
744 ARGENTINA			5000	921	
886 P RICO			1073	3368	
990 U STATES	60402	65437	625937	484823	
	758015	144882	5318909	1469757	
SLEEPWEAR	NO				3909
1 U KINGDOM	2978	12013	39149	122665	
43 AUSTRIA			496	737	
44 BELG LUX			139	352	
54 FRANCE	100	351	1235	4042	
55 GERMANY W			1425	1456	
67 ITALY	40	375	1327	6751	
73 NETHRLNDS	408	661	2262	2998	
86 SWITZRLND	40	405	189	1597	
516 HONG KONG	100309	84568	980423	725928	
553 CHINA COM	1204	1253	1204	1253	
559 JAPAN	25288	17148	608782	401028	
578 TAIWAN	1806	910	419254	305885	
990 U STATES	20165	47379	157578	297142	
	152338	165063	2213463	1871834	
BATHING SUITS EXCEPT KNITTED	NO				3910
43 AUSTRIA	21	112	237	1202	
49 DENMARK			143	700	
54 FRANCE	89	455	2523	13304	
67 ITALY	95	541	1149	4891	
73 NETHRLNDS	310	929	310	929	
86 SWITZRLND	18	136	107	647	
355 ISRAEL	24	93	12206	57701	
516 HONG KONG	1340	539	18212	6738	
559 JAPAN			26804	9850	
990 U STATES	417	1846	30427	107946	
	2314	4651	92118	203908	
BLOUSES COTTON EXCEPT KNITTED	NO				3911
1 U KINGDOM	69	234	783	2075	
43 AUSTRIA	242	1246	2709	10654	
54 FRANCE			2016	2819	
55 GERMANY W	12	68	417	764	
67 ITALY	416	724	11015	23526	
78 PORTUGAL			119	486	
86 SWITZRLND	156	549	2956	12145	
287 U S S R			170	625	
516 HONG KONG	6348	1648	181638	77957	
553 CHINA COM			1000	783	
559 JAPAN	16572	9091	1028142	403287	
990 U STATES	13111	20014	168891	246953	
	36926	33574	1399856	782074	
BLOUSES EXCEPT KNITTED N O P	NO				3912
1 U KINGDOM	83	446	346	2643	
43 AUSTRIA			1208	6863	
54 FRANCE	19	182	653	5766	
64 IRELAND			58	407	
67 ITALY	319	1556	3245	20797	
78 PORTUGAL			141	1027	
86 SWITZRLND			77	690	
355 ISRAEL			141	662	
516 HONG KONG	564	1740	41954	20914	
553 CHINA COM	104	486	208	916	
559 JAPAN	3094	1847	646769	249650	
614 AUSTRALIA			75	316	
990 U STATES	7934	19992	46573	120150	
	12117	26249	741448	430801	
OVERCOATS AND WINOBREAKERS	NO				3913
1 U KINGDOM	2353	41606	36015	675019	
43 AUSTRIA	410	5228	1769	32299	
44 BELG LUX	25	354	316	4149	
49 DENMARK	6	173	172	3467	
54 FRANCE	280	5321	1838	69251	
55 GERMANY W	672	12908	19904	295425	
64 IRELAND			122	3907	
67 ITALY	74	3182	1381	31537	
73 NETHRLNDS	4	216	2998	59339	
76 NORWAY	264	1031	996	3751	
82 SPAIN	163	3618	3586	42583	
85 SWEDEN	327	7131	2014	42217	
86 SWITZRLND	551	11198	2275	40399	
246 CZECHO S			1900	7812	
355 ISRAEL	41	1082	4340	36485	
516 HONG KONG	1523	6210	63643	141875	
559 JAPAN	23976	66827	203305	611318	
990 U STATES	2941	30862	38413	322144	
	33610	196947	384987	2422977	
DRESSES JUMPERS COT EXC KNIT	NO				3914
1 U KINGDOM	34	200	2275	18965	
43 AUSTRIA	8	85	108	1782	

IMPORTS BY COMMODITIES AND COUNTRIES

Commodity and Country	NOVEMBER 1961		JANUARY TO NOVEMBER 1961		Class Number
	Quantity	Value (\$)	Quantity	Value (\$)	
53 FINLAND	127	1526	470	4661	
54 FRANCE	59	1025	4804	42936	
55 GERMANY W	5	174	459	2344	
67 ITALY	407	2987	6232	36282	
73 NETHRLNDS			247	586	
78 PORTUGAL			120	130	
82 SPAIN			2401	4055	
85 SWEDEN	29	352	298	2895	
86 SWITZRLND	2	57	630	11383	
355 ISRAEL	65	443	65	443	
516 HONG KONG	34	68	2500	3395	
559 JAPAN	1032	797	28296	21696	
567 PHIL			41934	16123	
578 TAIWAN			6495	4453	
990 U STATES	12800	42699	336153	1161977	
	14602	50413	433487	1334106	
DRESSES JUMPERS SYNTH EXC KNIT	N0				3915
1 U KINGDOM	73	2820	3004	64280	
43 AUSTRIA			181	3177	
44 BELG LUX			298	1172	
54 FRANCE	127	1373	1549	57448	
55 GERMANY W	75	792	404	3664	
67 ITALY	72	1080	1197	15340	
73 NETHRLNDS			21	106	
85 SWEDEN			154	2496	
86 SWITZRLND	33	2141	659	33671	
516 HONG KONG	256	1048	1433	5326	
559 JAPAN	1008	730	12090	10137	
614 AUSTRALIA			14	229	
990 U STATES	18043	137283	232362	1428262	
	19687	147267	253366	1625308	
DRESSES JUMPERS EXC KNIT N O P	N0				3916
1 U KINGDOM	352	5133	6146	128370	
43 AUSTRIA	16	388	195	4145	
44 BELG LUX	1005	2481	3368	12182	
49 DENMARK			148	1308	
54 FRANCE	41	1299	2743	166744	
55 GERMANY W	27	437	360	7516	
64 IRELAND	17	263	144	2388	
67 ITALY	3829	9515	6817	68427	
73 NETHRLNDS	295	604	295	604	
82 SPAIN			33	2377	
85 SWEDEN	3	188	180	3966	
86 SWITZRLND	50	3236	1663	94759	
516 HONG KONG	233	3063	1900	18701	
559 JAPAN			3725	25700	
990 U STATES	11499	118889	96800	1131763	
	17367	145496	124517	1668950	
SPDRTS COATS AND BLAZERS	N0				3917
1 U KINGDOM	787	9505	10683	154711	
43 AUSTRIA	60	636	749	9312	
44 BELG LUX			92	1380	
49 DENMARK			75	1264	
54 FRANCE	67	968	835	10728	
55 GERMANY W	482	6036	1520	16841	
67 ITALY	21	525	1097	22006	
73 NETHRLNDS	25	698	136	4311	
76 NORWAY			1585	6444	
82 SPAIN	27	680	793	9891	
85 SWEDEN	2	71	87	1816	
86 SWITZRLND	12	293	486	6530	
245 BULGARIA	54	1157	450	8214	
516 HONG KONG	26	168	265	1594	
559 JAPAN	1636	4029	47139	99119	
990 U STATES	3360	12811	22815	140849	
	6559	37577	88807	495010	
OVERALLS	N0				3918
44 BELG LUX			176	505	
73 NETHRLNDS			947	2449	
76 NORWAY			72	433	
990 U STATES	3333	9595	35411	95014	
	3333	9595	36606	98401	
PANTS BREECHES MENS BOYS WOOL	N0				3919
1 U KINGDOM	2126	24613	29495	271507	
43 AUSTRIA	599	7226	752	9116	
54 FRANCE	168	2154	609	7378	
55 GERMANY W	348	5946	3155	47787	
67 ITALY	104	1475	2488	19186	
73 NETHRLNDS	234	1519	1012	6636	
76 NORWAY	171	2221	252	3272	
85 SWEDEN	45	609	45	609	
86 SWITZRLND	74	1286	136	2269	
277 POLAND			274	894	
288 YUGO SLAV			8556	31510	
355 ISRAEL	91	587	949	6200	
559 JAPAN	2581	10611	20296	71897	
614 AUSTRALIA			48	566	
990 U STATES	1732	1492	16803	38030	
	8273	59739	84870	516857	
PANTS BREECHES MENS BOYS COTT	N0				3920
1 U KINGDOM	129	728	2117	7193	
54 FRANCE	25	225	99	756	
55 GERMANY W	10	64	1424	7307	
67 ITALY	28	356	107	1531	
82 SPAIN			6554	18056	
86 SWITZRLND	25	328	122	885	

IMPORTS BY COMMODITIES AND COUNTRIES

Commodity and Country	NOVEMBER 1961		JANUARY TO NOVEMBER 1961		Class Number
	Quantity	Value (\$)	Quantity	Value (\$)	
246 CZECHO S			13406	23459	
355 ISRAEL			100	666	
516 HONG KONG	92393	73188	1409877	1243933	
559 JAPAN	22034	19188	548926	527979	
578 TAIWAN			996	855	
668 U S OCEA			6912	3827	
990 U STATES	8297	16392	205959	429959	
	122941	110469	2196599	2266406	
PANTS BREECHES MENS BOYS N O P	NO				3921
1 U KINGDOM	124	970	994	7339	
43 AUSTRIA	294	3134	389	4247	
55 GERMANY W	165	1871	244	3042	
67 ITALY			23	563	
73 NETHRLNDS			228	1240	
76 NORWAY	588	2413	5703	21050	
86 SWITZRLND			350	4998	
516 HONG KONG	22212	18679	221460	154337	
559 JAPAN	72332	79947	993222	1057211	
990 U STATES	1026	5884	31625	116530	
	96741	112898	1254238	1370557	
RAINCOATS TEXTILE COATD IMPRGN	NO				3922
1 U KINGDOM	388	4944	5636	73492	
44 BELG LUX			218	2253	
54 FRANCE	160	2331	349	5396	
55 GERMANY W			464	5392	
67 ITALY	90	774	459	7114	
76 NORWAY	384	1489	3625	14864	
85 SWEDEN	16	301	127	2440	
86 SWITZRLND			110	1383	
516 HONG KONG			12715	51908	
559 JAPAN	11442	17960	176171	345652	
990 U STATES	1215	3748	15381	78806	
	13695	31547	215255	588700	
RAINCOATS N O P	NO				3923
1 U KINGDOM	57	909	6028	20523	
44 BELG LUX			61	988	
49 DENMARK			3	85	
55 GERMANY W			1250	1522	
64 IRELAND			3868	6111	
76 NORWAY			1174	5834	
516 HONG KONG	3180	2352	28557	16549	
559 JAPAN	8379	6557	622288	309058	
990 U STATES	904	2520	12131	24842	
	12520	12338	675360	385512	
SHIRTS COTTON EXCEPT KNITTED	NO				3924
1 U KINGDOM	572	2409	16933	47077	
43 AUSTRIA			632	1378	
54 FRANCE	179	809	1138	5542	
55 GERMANY W			8654	13618	
67 ITALY	218	992	9953	27850	
73 NETHRLNDS			146	217	
85 SWEDEN			189	628	
86 SWITZRLND	303	1421	2671	11283	
246 CZECHO S	171	277	171	277	
277 POLAND	19243	14016	172231	128018	
279 ROUMANIA	13176	11115	48000	40492	
516 HONG KONG	71778	55546	866207	601794	
519 INDIA	624	559	7044	8752	
553 CHINA COM	720	795	174457	102725	
559 JAPAN	196579	145353	3115175	1855433	
578 TAIWAN	19778	6218	214442	106548	
668 U S OCEA			23616	7263	
824 JAMAICA			80964	51793	
828 TRINIDAD			70	173	
874 MEXICO			100	373	
990 U STATES	22620	49014	397134	683787	
	345961	288524	5139927	3695021	
SHIRTS SYNT FIBRES EXC KNITTED	NO				3925
1 U KINGDOM			244	1016	
44 BELG LUX			96	184	
54 FRANCE			132	722	
67 ITALY	42	170	366	604	
86 SWITZRLND			54	178	
516 HONG KONG	9954	6287	95114	61690	
559 JAPAN	180699	116857	1503289	961196	
567 PHIL			1746	2328	
578 TAIWAN			25563	8192	
990 U STATES	8628	21073	68105	161323	
	199323	144387	1694709	1197433	
SHIRTS EXCEPT KNITTED N O P	NO				3926
1 U KINGDOM	56	326	1697	9351	
54 FRANCE	8	53	130	500	
64 IRELAND	24	195	191	1252	
67 ITALY	74	411	2066	12866	
73 NETHRLNDS	209	419	209	419	
86 SWITZRLND	55	293	55	293	
287 U S S R			175	583	
559 JAPAN			2440	5511	
614 AUSTRALIA	48	284	48	284	
990 U STATES	1517	2598	8042	18383	
	1991	4579	15053	49442	
SHORTS OUTERWEAR EXCPT KNITTED	NO				3927
1 U KINGDOM	207	733	3874	14913	
54 FRANCE	20	116	337	1274	
67 ITALY	78	338	1094	4320	
86 SWITZRLND			82	486	

IMPORTS BY COMMODITIES AND COUNTRIES

Commodity and Country	NOVEMBER 1961		JANUARY TO NOVEMBER 1961		Class Number
	Quantity	Value (\$)	Quantity	Value (\$)	
516 HONG KONG	2736	1422	674099	261210	3928
559 JAPAN			266397	125220	
578 TAIWAN	8496	2209	53472	13861	
990 U STATES	2912	1854	41879	62100	
	14449	6672	1041234	483384	
SKIRTS EXCEPT KNITTED	NO				3928
1 U KINGDOM	933	4442	11910	75113	
43 AUSTRIA			136	972	
44 BELG LUX	48	115	711	1338	
53 FINLAND	27	464	27	464	
54 FRANCE	20	289	655	7039	
55 GERMANY W	17	146	42	352	
59 GREECE			30	120	
64 IRELAND	30	244	215	1906	
67 ITALY	72	361	11801	28880	
73 NETHRLNOS	48	319	572	2530	
85 SWEDEN			157	1724	
86 SWITZRLND			912	6888	
355 ISRAEL			137	630	
516 HONG KONG			32569	21145	
559 JAPAN	8820	4953	290729	195379	
614 AUSTRALIA			75	994	
864 GUATEMALA			335	1160	
874 MEXICO			258	765	
990 U STATES	3456	14593	56206	165528	
	13471	25926	407477	512927	
SUITS FINE SLACK SPRT EXC KNIT	NO				3929
1 U KINGDOM	627	21588	9559	380930	
43 AUSTRIA	236	3522	345	5907	
44 BELG LUX	270	708	523	1522	
54 FRANCE	12	576	1585	69995	
55 GERMANY W	2	77	105	2310	
59 GREECE			1	75	
64 IRELAND			277	13460	
67 ITALY	151	5038	1960	52346	
73 NETHRLNDS	3	167	174	4061	
82 SPAIN			15	666	
85 SWEDEN	58	1474	122	6097	
86 SWITZRLND	40	963	387	11988	
277 POLAND	200	3002	200	3002	
355 ISRAEL			335	3684	
516 HONG KONG	4	225	243	4618	
559 JAPAN	2664	10557	13664	82440	
990 U STATES	1126	19469	29100	407851	
	5393	67366	58595	1050952	
OUTERWR SETS WMN GIRLS EX KNIT	NO				
1 U KINGDOM	5	291	1509	32045	
43 AUSTRIA	13	422	60	1001	
44 BELG LUX			108	294	
54 FRANCE			941	34379	
55 GERMANY W	7	196	44	1645	
67 ITALY	156	387	1740	21861	
85 SWEDEN			10	576	
86 SWITZRLND	17	493	273	6512	
516 HONG KONG	14	304	26460	18154	
559 JAPAN	16908	22602	794389	607618	
578 TAIWAN			3869	1232	
990 U STATES	1745	11967	45717	172653	
	18865	36662	875120	897970	
PANTS SLACKS WMN GIRLS EX KNIT	NO				3931
1 U KINGDOM	609	3701	2812	20781	
43 AUSTRIA	602	5855	1299	12934	
54 FRANCE	338	4074	3001	29668	
55 GERMANY W	392	6260	3733	57245	
67 ITALY	122	629	47633	85235	
73 NETHRLNDS			5	66	
76 NORWAY	80	1039	192	2031	
85 SWEDEN	39	474	39	474	
86 SWITZRLND	34	477	1364	19111	
355 ISRAEL			88	466	
516 HONG KONG	51640	25000	885369	512802	
519 INDIA			30	170	
559 JAPAN	39992	20174	1078979	726358	
578 TAIWAN	5616	1931	75364	40660	
614 AUSTRALIA			24	278	
668 U S OCEA			16128	9907	
990 U STATES	5830	14419	75478	190034	
	105294	84033	2191538	1708220	
SCARVES SHAWLS STOLFS WOVN FAB	NO				3932
1 U KINGDOM	29374	31344	140134	2226664	
43 AUSTRIA	35	57	452	539	
44 BELG LUX	15316	5996	113646	70436	
54 FRANCE	11778	10158	92749	83323	
55 GERMANY W	29059	19850	133165	83793	
64 IRELAND	76	92	305	294	
67 ITALY	884	1034	69842	52515	
82 SPAIN	96	66	1610	1529	
86 SWITZRLND	557	709	12101	19156	
246 CZECHO S	1224	920	25278	11992	
516 HONG KONG			360	306	
519 INDIA	96	183	961	3414	
559 JAPAN	98844	37666	604845	178464	
990 U STATES	7344	4807	101858	76871	
	194683	112882	1297306	805296	
OUTERWEAR EXCEPT KNITTED NO P	NO				
1 U KINGDOM	3948	25504	46120	265686	

IMPORTS BY COMMODITIES AND COUNTRIES

Commodity and Country	NOVEMBER 1961		JANUARY TO NOVEMBER 1961		Class Number
	Quantity	Value (\$)	Quantity	Value (\$)	
43 AUSTRIA	968	4829	2959	12919	
44 BELG LUX	795	2159	10028	21386	
49 DENMARK	83	616	121	867	
53 FINLAND	5	111	103	911	
54 FRANCE	291	1710	7276	35919	
55 GERMANY W	421	1739	5223	18587	
64 IRELAND	19	120	557	1861	
67 ITALY	2179	10721	10967	40619	
73 NETHRLNDS	689	707	7157	9870	
76 NORWAY	88	1143	1467	3445	
82 SPAIN			24	181	
85 SWEDEN	8	240	253	2071	
86 SWITZRLND			180	597	
288 YUGO SLAV	74	587	3432	11798	
355 ISRAEL	4	96	2440	3202	
516 HONG KONG	48	100	3227	4082	
519 INDIA	33369	26437	346270	209630	
553 CHINA COM	12	249	475	2424	
559 JAPAN	20	300	20	300	
578 TAIWAN	36386	44220	1355629	1103125	
990 U STATES	1224	846	41695	25329	
	42871	90388	495411	814373	
	123502	212822	2341034	2589182	
SUITS AND DRESSES KNITTED	NO				3940
1 U KINGDOM	2313	29049	29311	384233	
43 AUSTRIA	534	8709	8626	124997	
44 BELG LUX	1652	4787	14199	64343	
49 DENMARK	79	979	718	12491	
54 FRANCE	4768	41444	42435	366826	
55 GERMANY W	483	5780	5098	29523	
67 ITALY	4306	63368	56378	668145	
73 NETHRLNDS	1596	3744	1893	4834	
82 SPAIN			144	651	
85 SWEDEN	27	401	515	8096	
86 SWITZRLND	1210	26644	9216	204429	
355 ISRAEL	185	2309	6015	69655	
559 JAPAN	2481	10173	2522	10608	
990 U STATES	5584	51749	57840	417824	
	25218	249136	234910	2366655	
SWEATERS CARDIGANS KNIT WOOL	NO				3941
1 U KINGDOM	67305	293572	621415	2740915	
43 AUSTRIA	1597	13033	13346	118555	
44 BELG LUX	696	1631	7114	16088	
49 DENMARK	542	3295	1726	16481	
53 FINLAND			108	927	
54 FRANCE	5962	22847	42513	149401	
55 GERMANY W	1290	8836	9934	65532	
64 IRELAND	183	783	1442	7037	
67 ITALY	15734	60422	144940	523110	
73 NETHRLNDS	1940	3355	6414	14438	
76 NORWAY	405	3600	5184	37125	
82 SPAIN	168	2413	5049	9619	
85 SWEDEN	260	2127	2874	21181	
86 SWITZRLND	1633	9680	6943	51059	
355 ISRAEL	342	2413	21285	144701	
516 HONG KONG	264	4402	2458	17842	
559 JAPAN	6334	16636	62595	145374	
614 AUSTRALIA	37	310	142	1188	
990 U STATES	5720	37822	24336	152267	
	110412	487177	979818	4232840	
SWEATERS CARDIGANS KNIT SYNTH	NO				3942
1 U KINGDOM	469	1111	17727	44746	
43 AUSTRIA			220	1884	
44 BELG LUX	360	520	8351	11953	
54 FRANCE	665	2066	4166	14605	
55 GERMANY W	184	685	1237	2125	
67 ITALY	96	408	5902	8377	
73 NETHRLNDS			978	940	
86 SWITZRLND	14	192	160	1149	
559 JAPAN	1126	2804	13520	29014	
990 U STATES	16632	59996	81710	261635	
	19546	67782	133971	376428	
SWEATERS CARDIGANS KNITTED NOP	NO				3943
1 U KINGDOM	281	614	49080	75676	
43 AUSTRIA	436	787	1656	7637	
44 BELG LUX	793	827	4828	5354	
54 FRANCE	105	233	6041	13211	
55 GERMANY W	86	739	6929	11723	
67 ITALY	473	2783	9603	28349	
73 NETHRLNDS	2901	1586	29378	18959	
76 NORWAY			91	802	
82 SPAIN	10200	3166	90467	22511	
85 SWEDEN			109	685	
86 SWITZRLND	166	962	2682	10367	
516 HONG KONG	4900	2353	27329	11452	
559 JAPAN	576	160	60366	21615	
990 U STATES	678	3898	17029	38054	
	21595	18108	305588	266395	
SHIRTS AND SWEATSHIRTS KNITTED	NO				3944
1 U KINGDOM	1911	2156	301337	237921	
43 AUSTRIA			1226	2962	
44 BELG LUX			2258	3565	
54 FRANCE	39	187	4391	9083	
55 GERMANY W	93	160	2885	4155	
64 IRELAND			2652	1338	
67 ITALY	509	2507	15814	44522	

IMPORTS BY COMMODITIES AND COUNTRIES

Commodity and Country	NOVEMBER 1961		JANUARY TO NOVEMBER 1961		Class Number
	Quantity	Value (\$)	Quantity	Value (\$)	
73 NETHRLNDS	1866	984	1866	984	
76 NORWAY			587	630	
82 SPAIN	36768	6447	265959	47500	
86 SWITZRLND	129	833	7123	8427	
516 HONG KONG	11040	4899	434074	126507	
519 INDIA			12000	2711	
527 PAKISTAN			22800	3716	
559 JAPAN	75175	20252	3974937	1031967	
578 TAIWAN			13200	3812	
990 U STATES	18896	21265	348638	367172	
	146426	59690	5411747	1896972	
OUTERWEAR KNITTED N O P	N O				3949
1 U KINGDOM	18145	47572	209443	585719	
43 AUSTRIA	2043	7329	11496	79767	
44 BELG LUX	7976	15545	76017	120832	
49 DENMARK	104	958	2708	10414	
54 FRANCE	2755	8927	29884	168335	
55 GERMANY W	10113	7454	54200	57602	
64 IRELAND	20	267	580	2863	
67 ITALY	4238	22129	60923	282799	
73 NETHRLNDS	6217	12109	50954	60547	
76 NORWAY			617	1864	
82 SPAIN	12	59	7801	7119	
85 SWEDEN	43	276	1257	6152	
86 SWITZRLND	1697	10772	11629	69812	
355 ISRAEL	140	1418	3422	11103	
516 HONG KONG	38980	14250	333962	128721	
559 JAPAN	96891	49532	1089919	545685	
614 AUSTRALIA	12	152	133	1582	
990 U STATES	103207	128788	749757	1046913	
	292593	327537	2694702	3187829	
HOSIERY MENS AND BOYS WOOL	DZ PR				3950
1 U KINGDOM	18103	108249	180356	1114567	
43 AUSTRIA			121	1692	
55 GERMANY W	13	328	76	949	
64 IRELAND	98	575	339	1866	
67 ITALY	448	3206	1603	11501	
73 NETHRLNDS			75	495	
76 NORWAY	103	981	1957	13942	
86 SWITZRLND	58	837	58	837	
990 U STATES	173	994	1247	8611	
	18996	115170	185832	1154460	
HOSIERY MENS BOYS SYNTH FIBRES	DZ PR				3951
1 U KINGDOM	4854	22304	47623	209802	
54 FRANCE	326	1396	4357	24108	
55 GERMANY W	72	468	427	2087	
67 ITALY	53	268	679	3535	
73 NETHRLNDS			124	549	
86 SWITZRLND	30	250	811	7415	
246 CZECHO S			700	2268	
355 ISRAEL			1735	5421	
516 HONG KONG			289	704	
559 JAPAN			35295	74904	
990 U STATES	9537	35097	92608	381346	
	14872	59783	184648	712139	
HOSIERY MENS AND BOYS N O P	DZ PR				3952
1 U KINGDOM	157	1063	4643	23593	
54 FRANCE	20	84	746	4548	
55 GERMANY W			38	306	
73 NETHRLNDS			164	579	
82 SPAIN			688	1664	
86 SWITZRLND	69	703	620	5833	
990 U STATES	3143	11371	59580	201247	
	3389	13221	66479	237770	
HOSIERY SEAMLESS OR FULL FASHN	DZ PR				3953
1 U KINGDOM	784	4507	21361	119594	
53 FINLAND			30	344	
54 FRANCE	113	913	995	6400	
55 GERMANY W	50	254	1476	7484	
67 ITALY	35	165	2093	4997	
73 NETHRLNDS	236	1599	1275	7471	
82 SPAIN	1562	4115	15811	43028	
246 CZECHO S			1000	3144	
277 POLAND			500	1354	
559 JAPAN			7070	24534	
990 U STATES	12107	80408	117748	779816	
	14887	91961	169359	998166	
HOSIERY WOMENS AND GIRLS N O P	DZ PR				3954
1 U KINGDOM	899	3878	23994	104222	
43 AUSTRIA			43	541	
53 FINLAND			15	247	
54 FRANCE	24	197	864	5738	
55 GERMANY W	126	722	742	3793	
73 NETHRLNDS			255	1333	
76 NORWAY			980	6047	
82 SPAIN			10	178	
86 SWITZRLND			88	1305	
277 POLAND			200	839	
559 JAPAN	500	1708	1962	8932	
990 U STATES	282	1295	7846	33961	
	1831	7800	36999	167136	
HOSIERY CHILDRENS AND INFANTS	DZ PR				3959
1 U KINGDOM	1491	5069	90962	255323	
53 FINLAND			14	225	
54 FRANCE			201	1158	
55 GERMANY W	17	51	164	940	

IMPORTS BY COMMODITIES AND COUNTRIES

Commodity and Country	NOVEMBER 1961		JANUARY TO NOVEMBER 1961		Class Number
	Quantity	Value (\$)	Quantity	Value (\$)	
73 NETHRLNDS	70	255	399	1312	3960
559 JAPAN			677	2888	
990 U STATES			91118	276705	
HATS WOMENS	4029	12482	183535	538551	
	D0Z				
1 U KINGDOM	155	4253	6356	112590	
43 AUSTRIA	119	1523	381	9228	
44 BELG LUX	5	124	198	5219	
49 DENMARK			97	2973	
54 FRANCE	397	4496	9872	147063	
55 GERMANY W	338	4356	5198	58147	
67 ITALY	1128	13403	21120	187308	
86 SWITZRLND	83	2321	1381	51489	
246 CZECHO S	69	1781	225	4321	
288 YUGO SLAV			31	439	
516 HONG KONG			1041	5366	
559 JAPAN	3277	17110	43305	157669	
824 JAMAICA			79	804	
874 MEXICO	52	233	1776	3479	
990 U STATES	5757	112908	93867	1305075	
HEAOSQUARES AND KERCHIEFS	11380	162508	184927	2051170	3968
	D0Z				
1 U KINGDOM	229	3976	7278	69720	
43 AUSTRIA	77	955	817	8258	
54 FRANCE	82	635	7876	43944	
55 GERMANY W	138	1083	984	10647	
67 ITALY	4708	19725	33596	140372	
82 SPAIN	462	1629	905	3108	
86 SWITZRLND	672	11946	13934	124632	
246 CZECHO S	43	548	768	9019	
516 HONG KONG			326	802	
519 INDIA			60	867	
559 JAPAN	33154	72816	466512	918567	
990 U STATES	53	517	2030	8492	
HEADWEAR N O P	39618	113830	535086	1338428	3969
	D0Z				
1 U KINGDOM	4774	25422	45346	314972	
43 AUSTRIA	35	449	638	8325	
44 BELG LUX			832	7857	
49 DENMARK			85	552	
54 FRANCE	729	2260	28663	58514	
55 GERMANY W	1830	16305	14790	86041	
67 ITALY	233	1522	8441	84502	
73 NETHRLNDS	6	564	684	4829	
76 NORWAY	22	294	579	5556	
82 SPAIN	156	1457	413	2343	
85 SWEDEN			113	348	
86 SWITZRLND	48	843	1040	12870	
288 YUGO SLAV			938	3237	
516 HONG KONG	400	1285	2695	9463	
559 JAPAN	12687	30308	142186	270810	
874 MEXICO	8	69	8003	7065	
990 U STATES	35324	44108	247242	614152	
GLOVES AND MITTENS KNITTED	56252	124886	502688	1491436	3970
	DZ PR				
1 U KINGDOM	259	3437	3561	40884	
43 AUSTRIA	39	767	49	958	
44 BELG LUX	5	74	58	581	
54 FRANCE	58	796	1197	12302	
55 GERMANY W	850	9463	2690	22387	
67 ITALY	722	4170	9774	51810	
73 NETHRLNDS			195	1262	
82 SPAIN	24	164	34	469	
85 SWEDEN	20	501	20	501	
86 SWITZRLND	586	7940	1362	18305	
355 ISRAEL	250	730	1320	4822	
516 HONG KONG	4197	20062	149817	454062	
553 CHINA COM	948	1927	3803	9803	
559 JAPAN	16586	75556	248263	883709	
578 TAIWAN			5300	13542	
990 U STATES	1115	7286	17010	97992	
GLOVES MITTENS WOYN SYN FIBRES	25659	132873	444453	1613389	3971
	DZ PR				
1 U KINGDOM	38	489	1431	16058	
19 MALTA			591	4328	
43 AUSTRIA	170	803	2819	17247	
54 FRANCE	45	926	794	9531	
55 GERMANY W	1527	8900	36532	221463	
67 ITALY	222	1840	13494	64625	
246 CZECHO S	130	357	7756	27994	
516 HONG KONG	1782	6635	67394	221145	
553 CHINA COM			17150	45179	
559 JAPAN	19493	60776	193220	653238	
990 U STATES	450	3613	7635	64252	
GLOVES AND MITTENS WOVEN N O P	23857	84339	348816	1345060	3972
	DZ PR				
1 U KINGDOM	156	2079	4998	49529	
19 MALTA	119	1389	1560	16588	
43 AUSTRIA			21	228	
44 BELG LUX	132	1254	157	1708	
54 FRANCE	396	2869	2791	40766	
55 GERMANY W	165	2463	9392	78800	
67 ITALY	1392	6708	6089	39739	
86 SWITZRLND	28	295	225	2868	
245 BULGARIA	56	974	56	974	
246 CZECHO S			4171	14425	

IMPORTS BY COMMODITIES AND COUNTRIES

Commodity and Country	NOVEMBER 1961		JANUARY TO NOVEMBER 1961		Class Number
	Quantity	Value (\$)	Quantity	Value (\$)	
516 HONG KONG	5527	21565	50301	186259	
553 CHINA COM	200	279	4575	9888	
559 JAPAN	6217	30175	96883	311158	
990 U STATES	954	4852	20794	98476	
	15342	74902	202013	851406	
GLOVES AND MITTENS LEATHER	DZ PR				3973
1 U KINGDOM	1803	58633	14690	431392	
43 AUSTRIA	7	284	25	1251	
44 BELG LUX	268	6641	1830	43499	
54 FRANCE	2086	81652	16636	578294	
55 GERMANY W	1059	30790	11737	333265	
59 GREECE			45	1049	
67 ITALY	6308	143398	29278	620762	
73 NETHRLNDS	55	1594	1914	54025	
82 SPAIN	17	490	482	10338	
85 SWEDEN	74	1374	285	4674	
86 SWITZRLND	3	118	13	474	
246 CZECHO S	378	6253	5570	90908	
288 YUGO SLAV			15	354	
553 CHINA COM			140	2393	
559 JAPAN	241	3341	9045	54199	
990 U STATES	68	1639	857	22021	
	12367	336207	92562	2248898	
GLOVES RUBBER	DZ PR				3974
1 U KINGDOM	7849	32032	38394	139064	
43 AUSTRIA			547	759	
54 FRANCE	50	306	1867	5034	
55 GERMANY W	21	59	517	2163	
67 ITALY			70	538	
73 NETHRLNDS			180	236	
246 CZECHO S	700	807	2981	4444	
516 HONG KONG	550	1284	3625	7798	
559 JAPAN			380	1323	
614 AUSTRALIA	1776	4797	8641	23951	
990 U STATES	8605	42290	119773	495884	
	19551	81575	176975	681194	
GLOVES WORK AND SPECL PURP NOP	DZ PR				3979
1 U KINGDOM	274	1515	4266	20443	
55 GERMANY W			142	567	
67 ITALY			6	167	
516 HONG KONG	5530	7254	21080	23079	
553 CHINA COM			6050	6581	
559 JAPAN	1270	5138	36722	133814	
990 U STATES	13953	29200	118660	288117	
	21027	43107	186926	472768	
FUR GOODS APPAREL	NO				3980
1 U KINGDOM	75	1039	5372	17346	
49 DENMARK			4	3451	
53 FINLAND			1	300	
54 FRANCE			243	2836	
55 GERMANY W	1	50	25	781	
82 SPAIN			13	332	
86 SWITZRLND	50	416	113	2158	
262 HUNGARY			9	350	
287 U S S R			101	1018	
355 ISRAEL			1	494	
559 JAPAN			14910	14688	
744 ARGENTINA			3	1103	
752 BRAZIL			21	3493	
990 U STATES	6427	41305	33179	387561	
	6553	42810	53995	435911	
SAFETY HELMETS	NO				3987
1 U KINGDOM	156	1471	2625	13388	
49 DENMARK			150	552	
55 GERMANY W	1460	4921	13963	39123	
67 ITALY			1800	2512	
559 JAPAN			4650	7323	
990 U STATES	12810	37234	111013	393991	
	14426	43626	134201	456889	
SAFETY HELMET PARTS					3988
55 GERMANY W		2148		22419	
990 U STATES		30633		346203	
		32781		368622	
MISCELLANEOUS APPAREL N O P	NO				3989
1 U KINGDOM	1730	11859	6205	51771	
44 BELG LUX	57	602	300	2850	
54 FRANCE	642	4099	4531	56220	
55 GERMANY W	10	60	151	1071	
67 ITALY	1	109	215	2159	
73 NETHRLNDS	53	2616	283	13003	
76 NORWAY			454	929	
85 SWEDEN	325	1527	325	1527	
86 SWITZRLND	127	522	374	1951	
287 U S S R			30	250	
355 ISRAEL			3799	17219	
516 HONG KONG			14	120	
559 JAPAN	144	341	7333	10351	
990 U STATES	15000	50047	119130	330434	
	18089	71782	143144	489855	
HANDKERCHIEFS COTTON	DZ				3990
1 U KINGDOM	26098	33295	208171	247734	
43 AUSTRIA	3400	4726	16707	22858	
54 FRANCE	37	492	257	1387	
55 GERMANY W	45	133	1430	2716	
73 NETHRLNDS	211	339	748	837	
86 SWITZRLND	18254	31177	93353	165260	

IMPORTS BY COMMODITIES AND COUNTRIES

Commodity and Country	NOVEMBER 1961		JANUARY TO NOVEMBER 1961		Class Number
	Quantity	Value (\$)	Quantity	Value (\$)	
246 CZECHO S	4602	4312	29221	33451	
262 HUNGARY	1000	500	4000	2000	
277 POLAND			2671	3159	
516 HONG KONG	351	870	6388	9573	
553 CHINA COM			35000	14913	
559 JAPAN	88157	47067	733615	397563	
990 U STATES	7872	16995	37592	81943	
	150027	139906	1169153	983394	
HANDKERCHIEFS TEXTILE N O P	002				3991
1 U KINGDOM	26178	62448	170048	365339	
43 AUSTRIA	70	160	1725	5216	
54 FRANCE			220	1272	
67 ITALY	220	1350	720	4569	
78 PORTUGAL	40	218	160	768	
86 SWITZRLND	39	151	5871	16814	
516 HONG KONG	3094	10332	26725	78001	
553 CHINA COM			220	1079	
559 JAPAN			17548	8837	
578 TAIWAN			191	585	
990 U STATES	125	1028	1018	5525	
	29766	75687	224446	488005	
FOUNDATION GARMENTS	NO				3992
1 U KINGDOM			1676	2853	
53 FINLAND			78	306	
54 FRANCE	85	270	2173	5648	
55 GERMANY W	136	291	17755	53663	
73 NETHRLNDS			3613	5763	
516 HONG KONG	34710	5756	319925	45996	
559 JAPAN	40140	8884	928381	237121	
614 AUSTRALIA			28	108	
815 BERMUDA			3184	12237	
824 JAMAICA	88	72	45612	32854	
828 TRINIDAD	10116	9724	31050	29165	
990 U STATES	60418	96448	450848	727640	
	145693	121445	1804323	1153354	
HANDBAGS WALLETS COIN PURSES	002				3993
1 U KINGDOM	2173	52574	28590	618762	
43 AUSTRIA	21	81	277	7548	
44 BELG LUX	53	2264	955	26612	
49 DENMARK			26	1201	
54 FRANCE	439	31707	4191	189570	
55 GERMANY W	485	9899	11841	101935	
64 IRELAND	27	362	1041	14258	
67 ITALY	528	15219	11592	261090	
73 NETHRLNDS	60	1674	1013	13327	
76 NORWAY	34	941	45	1285	
82 SPAIN	41	2004	1585	58290	
85 SWEDEN			42	516	
86 SWITZRLND			98	1656	
246 CZECHO S			258	2398	
258 GERMANY E	3	90	6	308	
262 HUNGARY			3433	13357	
288 YUGO SLAV	50	778	363	4440	
473 MOROCCO	84	1888	649	7314	
516 HONG KONG	2258	10343	10777	44752	
519 INDIA			113	1404	
559 JAPAN	13678	25989	117881	519523	
614 AUSTRALIA			135	1531	
622 NEW ZEAL			11	292	
744 ARGENTINA	7	322	15	684	
824 JAMAICA	3	101	1801	34739	
874 MEXICO	3250	25053	7743	112165	
990 U STATES	20662	280306	278339	3372219	
	43856	461595	462820	5411176	
UMBRELLAS PARASOLS AND PARTS	002				3994
1 U KINGDOM	21	326	168	8014	
44 BELG LUX			8	398	
55 GERMANY W		4140	25	47445	
67 ITALY	31	809	188	28157	
73 NETHRLNDS			38	954	
86 SWITZRLND			3	201	
516 HONG KONG	3	60	2312	6029	
559 JAPAN	1120	8135	31619	147630	
990 U STATES	267	17731	2749	32334	
	1442	31201	37110	562162	
APPAREL ACCESSORIES N O P					3999
1 U KINGDOM		27393		285332	
43 AUSTRIA		55		10988	
44 BELG LUX		62		2841	
54 FRANCE		7120		83526	
55 GERMANY W		28757		249218	
64 IRELAND		545		4555	
67 ITALY		9762		84347	
73 NETHRLNDS		710		7647	
78 PORTUGAL				284	
82 SPAIN				6319	
85 SWEDEN		132		1096	
86 SWITZRLND		4078		41159	
246 CZECHO S				1219	
355 ISRAEL		1386		7394	
516 HONG KONG		11014		93183	
559 JAPAN		25815		319328	
824 JAMAICA				2006	
828 TRINIDAD				617	
867 HAITI				144	
874 MEXICO				1958	

IMPORTS BY COMMODITIES AND COUNTRIES

Commodity and Country	NOVEMBER 1961		JANUARY TO NOVEMBER 1961		Class Number
	Quantity	Value (\$)	Quantity	Value (\$)	
990 U STATES		1 4 3 3 7 5		1 3 6 3 1 6 2	
		2 6 0 2 0 4		2 5 6 6 3 2 3	

IMPORTS BY COMMODITIES AND COUNTRIES

Commodity and Country	NOVEMBER 1961		JANUARY TO NOVEMBER 1961		Class Number
	Quantity	Value (\$)	Quantity	Value (\$)	
<u>GROUP 4</u>					
<u>WOOD WOOD PRODUCTS AND PAPER</u>					
CANE REED OR RATTAN					4002
55 GERMANY W		2274		9753	
73 NETHRLNDS				374	
516 HONG KONG				10699	
519 INDIA		4116		22024	
524 MALAYA		1907		2361	
559 JAPAN				871	
567 PHIL				4202	
990 U STATES		289		10575	
		8586		60859	
OSIERS WILLOWS AND BAMBOOS					4003
1 U KINGDOM				2559	
516 HONG KONG				192	
519 INDIA				52	
545 BURMA				309	
559 JAPAN		140		8428	
744 ARGENTINA				1500	
990 U STATES		686		11182	
		826		24222	
CORKWOOD UNMANUFACTURED					4011
78 PORTUGAL		1098		3774	
82 SPAIN				1808	
990 U STATES		2305		18720	
		3403		24302	
HICKORY BILLETS					4022
990 U STATES		4789		89359	
		4789		89359	
POLES TELEGRAPH AND PILING	NO				4024
990 U STATES	3051	56187	48567	1295633	
	3051	56187	48567	1295633	
RAILWAY TIES	NO				4025
990 U STATES	296	1492	75275	340321	
	296	1492	75275	340321	
LOGS ROUND UNMANUFACTURED NOP	M FT				4026
990 U STATES	9937	627754	144611	8215849	
	9937	627754	144611	8215849	
HANDLE SHINGLE BOLTS FELLOES					4032
990 U STATES		5685		29428	
		5685		29428	
HUB LAST WAGON OAR GUN BLOCKS					4033
82 SPAIN				381	
990 U STATES		63721		720312	
		63721		720693	
TEAK AMARANTH TROPICAL WOODS					4041
1 U KINGDOM		667		5233	
49 DENMARK				194	
55 GERMANY W				3410	
414 GHANA		45836		153450	
449 CONGO				17880	
454 FR EQ AFR				2832	
516 HONG KONG		4046		18253	
519 INDIA				1838	
524 MALAYA		21723		47823	
529 S E I NES		2890		2890	
545 BURMA				9306	
559 JAPAN				92957	
583 THAILAND		26345		79052	
614 AUSTRALIA		4136		22361	
716 B GUIANA				29019	
752 BRAZIL				1760	
755 CHILE				498	
763 ECUADOR				4464	
855 DOM REP				897	
864 GUATEMALA				9458	
879 NICARAGUA				3089	
990 U STATES		10342		161441	
		115285		668105	
ASH WHITE	M FT				4042
990 U STATES	113	20658	1123	201831	
	113	20658	1123	201831	
CEDAR	M FT				4043
990 U STATES	279	36026	3461	440828	
	279	36026	3461	440828	
FIR	M FT				4045
990 U STATES	3897	360284	42802	3808906	
	3897	360284	42802	3808906	
GUMWOOD	M FT				4046
990 U STATES	59	10434	308	49508	
	59	10434	308	49508	
HEMLOCK	M FT				4047
990 U STATES	441	37761	5830	373598	
	441	37761	5830	373598	
HICKORY	M FT				4048
990 U STATES	14	2811	50	8632	
	14	2811	50	8632	
MAHOGANY	M FT				4049
414 GHANA	194	42060	1169	201873	
454 FR EQ AFR	100	19929	166	32085	
457 FR W AFR	37	2384	297	20085	

IMPORTS BY COMMODITIES AND COUNTRIES

Commodity and Country		NOVEMBER 1961		JANUARY TO NOVEMBER 1961		Class Number
		Quantity	Value (\$)	Quantity	Value (\$)	
	462 FR AF NES			57	11136	
	524 MALAYA	8	762	8	762	
	559 JAPAN	57	14537	6472	1059485	
	567 PHIL	142	29038	819	132281	
	578 TAIWAN			374	49032	
	758 COLOMBIA	559	92860	2370	385269	
	817 B HOND			165	52066	
	869 HONDURAS			43	15903	
	879 NICARAGUA			8	1660	
	990 U STATES	206	56475	1667	413200	
		1303	258045	13615	2374837	
OAK		M FT				4050
	559 JAPAN	21	5702	32	8538	
	990 U STATES	3901	514502	43982	5555074	
		3922	520204	44014	5563612	
PINE SOUTHERN YELLOW OR PITCH		M FT				4051
	879 NICARAGUA			13	2923	
	990 U STATES	343	61461	3377	634939	
		343	61461	3390	637862	
PINE WHITE OR OTHER N O P		M FT				4052
	752 BRAZIL			215	27076	
	990 U STATES	1603	147715	23331	2159913	
		1603	147715	23546	2186989	
POPLAR		M FT				4053
	990 U STATES	180	24185	1270	169009	
		180	24185	1270	169009	
REDWOOD		M FT				4054
	990 U STATES	2148	339972	23675	3782021	
		2148	339972	23675	3782021	
WALNUT		M FT				4055
	414 GHANA			13	3053	
	990 U STATES	588	211604	5280	1790393	
		588	211604	5293	1793446	
LUMBER AND TIMBER HARDWOOD N O P		M FT				4056
	559 JAPAN	4	841	65	12182	
	990 U STATES	1564	150856	17353	1782444	
		1568	151697	17418	1794626	
LUMBER AND TIMBER N O P		M FT				4057
	990 U STATES	410	31593	4802	356235	
		410	31593	4802	356235	
HARDWOOD FLOORING		M FT				4058
	1 U KINGDOM			34	5539	
	422 RHOD NYAS			7	1773	
	516 HONG KONG			24	6570	
	559 JAPAN	71	7115	176	19566	
	777 SURINAM			1	700	
	990 U STATES	1164	165463	10285	1540875	
		1235	172578	10527	1575023	
PINE PONDEROSA AND SUGAR		M FT				4059
	990 U STATES	2983	327339	27548	2808551	
		2983	327339	27548	2808551	
PLYWOOD HARDWOOD		SQ FT				4067
	1 U KINGDOM	220099	25440	937014	104208	
	49 DENMARK			270	109	
	53 FINLAND	152718	10705	1580162	114041	
	54 FRANCE	1328199	111303	3154113	268055	
	55 GERMANY W	107360	9612	310056	33588	
	67 ITALY	460629	49445	712092	74149	
	73 NETHRLNDS	140287	20500	875203	116062	
	82 SPAIN	33739	3176	243068	23634	
	277 POLAND			33831	999	
	287 U S S R			1516007	66318	
	288 YUGO SLAV			46946	7672	
	355 ISRAEL	840664	76158	1784381	162024	
	449 CONGO	253987	23370	341122	28480	
	454 FR EQ AFR	3594835	258369	7879434	574226	
	559 JAPAN	5331076	488408	46673155	3666528	
	578 TAIWAN	420985	30963	9698236	569611	
	614 AUSTRALIA			4758	941	
	668 U S OCEA	16800	1160	63550	4206	
	777 SURINAM			112115	6580	
	990 U STATES	486375	89486	4551981	703451	
		1338753	1198095	80517494	6524882	
PLYWOOD SOFTWOOD		SQ FT				4069
	85 SWEDEN			8472	526	
	277 POLAND			39227	1677	
	449 CONGO			48000	2401	
	752 BRAZIL			11668	1562	
	990 U STATES	36352	1791	2808329	239302	
		36352	1791	2915696	245468	
LATHS		M				4071
	990 U STATES			57	1176	
				57	1176	
SHINGLES OF WOOD		RF SQ				4074
	990 U STATES	837	5153	12866	78309	
		837	5153	12866	78309	
VENEERS OF ROSEWOOD ETC						4075
	44 BELG LUX		11939		42534	
	54 FRANCE		20872		200240	
	55 GERMANY W		43686		302494	
	73 NETHRLNDS		6044		17252	
	449 CONGO		82623		318957	
	454 FR EQ AFR		11611		11611	
	457 FR W AFR				1311	
	559 JAPAN				669	
	567 PHIL		25105		97462	

IMPORTS BY COMMODITIES AND COUNTRIES

Commodity and Country	NOVEMBER 1961		JANUARY TO NOVEMBER 1961		Class Number
	Quantity	Value (\$)	Quantity	Value (\$)	
752 BRAZIL				1474	
990 U STATES		67404		420421	
VENEERS OF WOOD N O P		269284		1414425	4076
1 U KINGDOM				885	
44 BELG LUX		3591		23082	
49 DENMARK				3177	
54 FRANCE				14050	
55 GERMANY W		3702		64844	
82 SPAIN				4371	
86 SWITZRLND				76	
288 YUGO SLAV		1141		1141	
449 CONGO		76140		250235	
454 FR EQ AFR		11884		11884	
457 FR W AFR		1472		2034	
559 JAPAN				10411	
578 TAIWAN				792	
583 THAILAND				1609	
990 U STATES		208656		1760460	
VENEERS OF WOOD TAPED JOINTED		306586		2149051	4077
49 DENMARK				288	
545 BURMA				9354	
559 JAPAN		434		12137	
990 U STATES		3396		85460	
VENEERS AUSTRALIAN BLACKWOOD				107239	4078
990 U STATES		483		132646	
PLYWOOD FACED WITH METAL		483		132646	4079
55 GERMANY W				8301	
990 U STATES		109		30506	
PULPWOOD		109		38807	4083
990 U STATES	CORD				
	9954	166651	195019	3363289	
SAWDUST AND WOOD FLOUR	9954	166651	195019	3363289	4084
990 U STATES		47603		419115	
WOOD UNMANUFACTURED N O P		47603		419115	4085
990 U STATES		6457		56551	
BARRELS EMPTY		6457		56551	4091
54 FRANCE	NO		149	622	
82 SPAIN		288	288	745	
614 AUSTRALIA			160	480	
990 U STATES		38656	112408	958082	
STAVES OAK SAWN SPLIT OR CUT		38944	113153	312351	4094
990 U STATES	M	214	48290	2599	
		214	48290	2599	653552
STAVES N O P	M	7	455	1164	4097
990 U STATES		7	455	1164	74491
HOOPS HEADS AND LINERS OF WOOD				74491	4099
990 U STATES		18905		232499	
CORK SLABS BOARDS TILES N O P		18905		232499	4101
1 U KINGDOM		1394		10075	
49 DENMARK		3582		17984	
55 GERMANY W				322	
78 PORTUGAL		28746		88855	
82 SPAIN		31468		500411	
990 U STATES		6489		95173	
CORKS THREE FOURTHS IN OR LESS	LB	71679		712820	4102
78 PORTUGAL		2118	2148	7159	10333
82 SPAIN				234	1066
990 U STATES		9	53	2324	2530
CORKS OVER THREE FOURTHS INCH	LB	2127	2201	9717	13929
1 U KINGDOM				538	919
78 PORTUGAL		4851	4458	49304	58148
82 SPAIN		1807	3758	5382	11614
990 U STATES		156	429	14227	16213
CORK SLABS BOARDS FOR MFRS		6814	8645	69451	86894
78 PORTUGAL			117324		1001387
82 SPAIN			186		59808
990 U STATES			58133		655833
MANUFACTURES OF CORKWOOD N O P		175643		1717028	4105
1 U KINGDOM		6358		46756	
73 NETHRLNDS		3893		40568	
78 PORTUGAL		6069		34052	
82 SPAIN		1541		3937	
990 U STATES		14927		110296	
BILLETS OF WOOD FOR BATS		32788		235609	4112
990 U STATES		9406		68886	
WOOD HANDLES FOR AGRIC IMPL		9406		68886	4114
990 U STATES		18168		251502	
HANDLES OF WOOD N O P		18168		251502	4118
1 U KINGDOM		485		1363	

IMPORTS BY COMMODITIES AND COUNTRIES

Commodity and Country	NOVEMBER 1961		JANUARY TO NOVEMBER 1961		Class Number
	Quantity	Value (\$)	Quantity	Value (\$)	
49 DENMARK		299		1001	
55 GERMANY W		1229		8833	
85 SWEDEN		1039		3425	
516 HONG KONG		2248		5638	
559 JAPAN		170		1679	
752 BRAZIL		801		801	
990 U STATES		18706		245079	
SHAFTS OR HEADS FOR GOLF CLUBS		24977		267819	
990 U STATES		5496		67485	4119
LASTS OF WOOD		5496		67485	
1 U KINGDOM				375	4120
55 GERMANY W				698	
990 U STATES		3284		19030	
		3284		20103	
SULPHITE PULP BL DISSOLVING	CWT				4130
427 UN SO AFR	16487	125302	102197	776700	
990 U STATES	13643	131575	141194	1278882	
	30130	256877	243391	2055582	
SULPHITE PULP UNBLEACHED	CWT				4132
990 U STATES	46499	278721	501325	2992577	
	46499	278721	501325	2992577	
SULPHITE PULP BLEACHED N O P	CWT				4133
85 SWEDEN			2241	14564	
990 U STATES	2336	13519	153219	974669	
	2336	13519	155460	989233	
SULPHATE OR KRAFT PULP	CWT				4134
990 U STATES	13492	88411	253515	1818396	
	13492	88411	253515	1818396	
WOOD PULP MECHANICAL	CWT				4135
990 U STATES			1387	7929	
			1387	7929	
PULP OF STRAW OR VEG FIBRE NOP	CWT				4136
1 U KINGDOM			484	12058	
990 U STATES	12408	83842	118100	1016474	
	12408	83842	118584	1028532	
BOBBINS SHUTTLES AND SPOOLS					4141
1 U KINGDOM				7545	
55 GERMANY W				3504	
86 SWITZRLNO				446	
990 U STATES		21426		200921	
		21426		212416	
CASKETS COFFINS AND METAL PTS					4142
990 U STATES		36593		495924	
		36593		495924	
CHARCOAL MADE FROM WOOD	TON				4143
1 U KINGDOM			85	18091	
990 U STATES	83	6235	5446	518811	
	83	6235	5531	536902	
CHURNS N O P WASHBOARDS					4144
1 U KINGDOM		57		1507	
49 DENMARK				6841	
55 GERMANY W		101		1444	
85 SWEDEN				2707	
288 YUGO SLAV		523		1559	
990 U STATES		2208		23717	
		2889		37775	
CLOTHES PINS AND PARTS	GROSS				4145
1 U KINGDOM	9397	3515	11597	4418	
49 DENMARK	2500	770	51200	15632	
55 GERMANY W			200	153	
67 ITALY			1440	430	
73 NETHRLNOS	3000	1992	23660	9325	
85 SWEDEN	2000	719	30140	10035	
246 CZECHO S			4000	947	
277 POLAND	1980	533	1980	533	
516 HONG KONG			913	363	
559 JAPAN			102	591	
990 U STATES	200	360	200	360	
	19077	7889	125432	42787	
CRUTCHES OR STAFFS					4146
1 U KINGDOM				135	
55 GERMANY W		186		401	
990 U STATES		3848		37213	
		4034		37749	
DOORS WOOD 6 FT X 2 FT OR OVER	NO				4148
1 U KINGDOM			3136	13730	
55 GERMANY W	580	2827	582	2885	
73 NETHRLNDS			105	969	
578 TAIWAN			4052	29473	
990 U STATES	1593	40288	16083	370565	
	2173	43115	23958	417622	
FIBRE AND MANUFACTURES N O P					4150
1 U KINGDOM		1007		13994	
54 FRANCE				2379	
55 GERMANY W				2507	
67 ITALY				471	
85 SWEDEN				4289	
258 GERMANY E				1459	
559 JAPAN		52		3546	
990 U STATES		99591		981874	
		100650		1010519	
FURNITURE MAINLY OF WOOD					4151
1 U KINGDOM				203407	
43 AUSTRIA				638	

IMPORTS BY COMMODITIES AND COUNTRIES

Commodity and Country	NOVEMBER 1961		JANUARY TO NOVEMBER 1961		Class Number
	Quantity	Value (\$)	Quantity	Value (\$)	
44 BELG LUX		38 42		164 34	
49 DENMARK		13 79 93		10152 59	
53 FINLAND				3 528	
54 FRANCE		47 93		398 26	
55 GERMANY W		93 43		1769 50	
64 IRELAND				1 089	
67 ITALY		3 65 69		1850 31	
73 NETHRLNDS		20 40 4		73 328	
76 NORWAY		27 6 42		194 5 62	
78 PORTUGAL		30 83		177 09	
82 SPAIN		24 0 4		17 2 82	
85 SWEDEN		3 48 20		282 4 20	
86 SWITZRLND		3 16		50 40	
246 CZECHO S		7 95 4		98 5 35	
262 HUNGARY				6 73	
277 POLAND		10 5 26		500 7 9	
288 YUGO SLAV		99 7 10		314 8 80	
355 ISRAEL				4 90	
385 UAR EGYPT				6 59	
415 KENYA				1 18	
473 MOROCCO		4 6 4		1 2 42	
516 HONG KONG		16 80 3		190 6 79	
519 INDIA		5 3		3 5 31	
524 MALAYA				6 07	
553 CHINA COM				12 30	
559 JAPAN		270 65		1829 26	
774 PERU				3 15	
824 JAMAICA				39 70	
864 GUATEMALA				1 1 98	
874 MEXICO				29 6 6	
990 U STATES		7000 50		74619 45	
		11627 86		10548 546	
MATCHES OF WOOD					
1 U KINGDOM				12 7 5	4 152
53 FINLAND		9 70		21 34	
55 GERMANY W				20 16	
67 ITALY		6 67		51 32	
73 NETHRLNDS				4 18	
76 NORWAY				11 01	
85 SWEDEN		35 65		690 81	
246 CZECHO S		14 32		6 40 2	
262 HUNGARY				5 99	
277 POLAND				3 58	
559 JAPAN		4 18		58 41	
990 U STATES		470 4		30 4 68	
		117 56		1248 25	
MOULDINGS OF WOOD					
44 BELG LUX		3 73		8 81	4 153
53 FINLAND		230 4		230 4	
55 GERMANY W		60 1		27 92	
67 ITALY				3 30	
73 NETHRLNDS		5 11		19 97	
76 NORWAY				3 62	
85 SWEDEN				4 58	
559 JAPAN		16 54		22 49	
990 U STATES		138 37		1240 74	
		192 80		135 447	
SKIS RACQUETS AND FRAMES BATS					
1 U KINGDOM		56 10		59 800	4 154
43 AUSTRIA		67 685		345 565	
44 BELG LUX		6 40		10 286	
49 DENMARK		6 68		1 398	
53 FINLAND		9 5		10 55	
54 FRANCE		135 45		922 56	
55 GERMANY W		231 47		2554 06	
67 ITALY		142 14		608 85	
73 NETHRLNDS				26 373	
76 NORWAY		81 65		198 98	
85 SWEDEN		12 79		71 179	
86 SWITZRLND		299 31		751 43	
246 CZECHO S		73 88		249 65	
288 YUGO SLAV		220 88		1311 97	
516 HONG KONG				4 33	
519 INDIA				3 72	
527 PAKISTAN		12 27		34 518	
559 JAPAN		447 41		4537 58	
614 AUSTRALIA		7 52		84 91	
990 U STATES		337 99		338 321	
		2749 74		20112 99	
WINDOW SASH OF WOOD					
990 U STATES		7 545		1957 55	4 155
		7 545		1957 55	
WOOD BOXES CRATES AND SHOOKS					
1 U KINGDOM		765 29		1910 76	4 156
54 FRANCE		5 81		6 92	
55 GERMANY W				110 4	
67 ITALY				15 41	
73 NETHRLNDS				10 1	
82 SPAIN		3 54		630 3	
85 SWEDEN				2 53	
288 YUGO SLAV				360 5	
559 JAPAN		20 63		933 3	
848 CUBA				11 34	
990 U STATES		362 11		3550 43	
		1157 38		5701 85	

IMPORTS BY COMMODITIES AND COUNTRIES

Commodity and Country	NOVEMBER 1961		JANUARY TO NOVEMBER 1961		Class Number
	Quantity	Value (\$)	Quantity	Value (\$)	
MANUFACTURES OF WOOD N O P					4 157
1 U KINGDOM		12732		152283	
43 AUSTRIA		231		2761	
44 BELG LUX				1164	
49 DENMARK		5272		34695	
53 FINLAND				75	
54 FRANCE		2597		36041	
55 GERMANY W		15279		122680	
67 ITALY		4109		61265	
73 NETHRLNDS		1353		10720	
76 NORWAY		214		4821	
82 SPAIN		4519		11764	
85 SWEDEN		1846		33570	
86 SWITZRLND		451		1708	
246 CZECHO S		758		10395	
258 GERMANY E				1960	
277 POLAND		3434		21085	
287 U S S R				22582	
288 YUGO SLAV		14548		67281	
355 ISRAEL				447	
415 KENYA				3418	
425 TANGANYKA		147		3107	
427 UN SO AFR		284		499	
513 CEYLON				878	
516 HONG KONG		2986		25731	
519 INDIA		344		4341	
527 PAKISTAN				1199	
553 CHINA COM				515	
556 INDONESIA				519	
559 JAPAN		86520		677049	
578 TALWAN		8870		43181	
614 AUSTRALIA				465	
622 NEW ZEAL				443	
777 SURINAM				40500	
874 MEXICO		311		2416	
990 U STATES		414658		4704216	
		581463		6105774	
BOWLS TRAYS AND DISHES OF WOOD					4 158
1 U KINGDOM		185		2518	
43 AUSTRIA				174	
49 DENMARK		2624		24858	
54 FRANCE		329		11441	
55 GERMANY W				3992	
67 ITALY		425		7504	
73 NETHRLNDS				252	
76 NORWAY				786	
85 SWEDEN		1441		15376	
86 SWITZRLND				249	
246 CZECHO S				82	
288 YUGO SLAV		173		1253	
415 KENYA				51	
516 HONG KONG				2073	
519 INDIA				2276	
559 JAPAN		24349		211015	
567 PHIL				5461	
867 HAITI		95		436	
990 U STATES		7358		66671	
		36979		356468	
PLAYING CARD STOCK	LB				4 159
CARD STOCK BRISTOL BOARD N O P	LB				4 161
1 U KINGDOM			5067	886	
55 GERMANY W	13075	4982	68066	39265	
73 NETHRLNDS			32167	5454	
85 SWEDEN			19838	1735	
990 U STATES	340428	72058	4187690	827638	
	353503	77040	4312828	874978	
CHIPBOARD NEWS BOARD	LB				4 162
1 U KINGDOM			4480	265	
44 BELG LUX	11795	997	125706	11496	
73 NETHRLNDS			23906	1143	
990 U STATES	5203617	410512	47117132	3913226	
	5215412	411509	47271224	3926130	
LEATHER BOARD LEATHEROID MFRS	LB				4 163
1 U KINGDOM	104867	22748	383410	76802	
54 FRANCE	283965	58507	809819	177829	
55 GERMANY W			2317	889	
67 ITALY	4286	1828	26705	10807	
990 U STATES	19422	6259	164186	43043	
	412540	89342	1386437	309370	
MILLBOARD AND BINDERS BOARD	LB				4 164
1 U KINGDOM	1115	414	23841	5047	
990 U STATES	273270	28279	3100781	278857	
	274385	28693	3124622	283904	
PULPBOARD FOR MFR OF WALLBOARD	LB				4 165
990 U STATES	3664503	171852	50434894	2317546	
	3664503	171852	50434894	2317546	
PULPBOARD TO WRAP ROLLS PAPER	LB				4 166
990 U STATES	280023	22592	8093695	575040	
	280023	22592	8093695	575040	
HARDBOARD	LB				4 168
44 BELG LUX			17535	898	
53 FINLAND	696630	25581	6319275	219576	
54 FRANCE	619363	12374	1365870	30670	
76 NORWAY	397509	15764	1414147	49810	
85 SWEDEN	780326	29500	11708949	419637	

IMPORTS BY COMMODITIES AND COUNTRIES

Commodity and Country	NOVEMBER 1961		JANUARY TO NOVEMBER 1961		Class Number
	Quantity	Value (\$)	Quantity	Value (\$)	
277 POLAND	666928	12650	1662645	31798	
990 U STATES	552723	58009	3219625	374315	
	3713479	153878	25708046	1126704	
BUILDING AND INSULATING BOARD	LB				4169
1 U KINGDOM			2640	433	
43 AUSTRIA	138820	2839	188974	3860	
53 FINLAND	139342	3588	1480601	38352	
54 FRANCE	34121	3540	56792	5845	
67 ITALY			20944	847	
76 NORWAY	412700	14987	5195741	188491	
85 SWEDEN			527311	18737	
277 POLAND			78025	957	
990 U STATES	966212	79158	10972990	956979	
	1691195	104112	18524018	1214501	
PULPBOARD OTHER FIBREBOARD NOP	LB				4170
1 U KINGDOM	2306	1152	124984	22589	
44 BELG LUX	10441	876	18648	1801	
49 DENMARK			3446	408	
53 FINLAND			16000	1194	
55 GERMANY W			7099	798	
67 ITALY			5295	257	
73 NETHRLNDS			25727	1947	
85 SWEDEN			3228	1108	
990 U STATES	1038285	218353	10761445	2098408	
	1051032	220381	10965872	2128510	
ELECTRIC INSULATING PRESSBOARD	LB				4171
1 U KINGDOM			100196	23120	
85 SWEDEN	4879	817	89395	14420	
86 SWITZRLND	10720	2201	75296	13705	
990 U STATES	114273	28413	806765	206429	
	129872	31431	1071652	257674	
ROOFING FELT NOT COATED	LB				4172
990 U STATES	1464576	46740	17124872	549283	
	1464576	46740	17124872	549283	
PRESSBOARD N O P	LB				4173
1 U KINGDOM			17686	3088	
85 SWEDEN	30969	3780	37954	4919	
990 U STATES	341408	48188	3590584	558043	
	372377	51968	3646224	566050	
SHOEBOARDS	LB				4174
1 U KINGDOM	48204	10366	356336	58167	
44 BELG LUX	128016	24482	965177	188201	
54 FRANCE			25240	5205	
55 GERMANY W	3858	990	83880	17513	
990 U STATES	92105	31744	1184782	358768	
	272183	67582	2615415	627854	
PAPERBOARD FOR SHOEBOARDS	LB				4175
990 U STATES	51975	8364	652461	104333	
	51975	8364	652461	104333	
GYPHUM BOARD LATH ROCK LATH	LB				4176
990 U STATES	137853	4092	509949	15057	
	137853	4092	509949	15057	
LINER BOARD	LB				4177
990 U STATES	1590243	98523	15442291	994505	
	1590243	98523	15442291	994505	
CORRUGATING CONTAINER BOARD NOP	LB				4178
990 U STATES	3772735	202505	27794816	1453564	
	3772735	202505	27794816	1453564	
SOLID BLEACHED BOARD	LB				4180
53 FINLAND			20000	1487	
990 U STATES	2405642	248848	22526673	2306256	
	2405642	248848	22546673	2307743	
BOOK PAPER FOR PERIODICALS	LB				4181
1 U KINGDOM			1900	458	
85 SWEDEN	7880	1400	7880	1400	
990 U STATES	18161	2647	1201216	144463	
	26041	4047	1210926	146321	
BOOK PRINTING LITHO PAPER NOP	LB				4182
1 U KINGDOM	7462	3497	43462	13192	
67 ITALY	694	317	1523	679	
73 NETHRLNDS	4707	862	29992	6675	
990 U STATES	572980	109152	4423888	910409	
	585843	113828	4498865	930955	
BOOK PRINTING PAPER COATED NOP	LB				4183
1 U KINGDOM	4488	747	34130	10468	
990 U STATES	624433	208481	5997864	1754615	
	628921	209228	6031994	1765083	
COATED PAPERS FOR PERIODICALS	LB				4184
85 SWEDEN			29511	4701	
443 ALGERIA			31938	4298	
990 U STATES	548934	79449	5905671	824279	
	548934	79449	5967120	833278	
COVER PAPERS NOT PASTED COATED	LB				4185
1 U KINGDOM	5537	2853	99758	46155	
990 U STATES	94459	27111	658290	182747	
	99996	29964	758048	228902	
COVER PAPERS PASTED COATED	LB				4186
1 U KINGDOM	6415	3616	44206	21669	
990 U STATES	51557	16618	392458	146564	
	57972	20234	436664	168233	
SURFACE COATED PAPER N O P	LB				4187
1 U KINGDOM	92031	55842	673441	381632	
43 AUSTRIA	149	823	149	823	
54 FRANCE			325	304	
55 GERMANY W	8790	6847	31181	23697	
73 NETHRLNDS			615	314	

IMPORTS BY COMMODITIES AND COUNTRIES

Commodity and Country		NOVEMBER 1961		JANUARY TO NOVEMBER 1961		Class Number
		Quantity	Value (\$)	Quantity	Value (\$)	
CARBON PAPER	85 SWEDEN			1628	218	4188
	990 U STATES	173245	99682	2560072	1423351	
		274215	163194	3267411	1830339	
WAXED PAPER FOR WRAPPING	LB					4190
	1 U KINGDOM	11566	20083	68977	79928	
	43 AUSTRIA			8089	5690	
	54 FRANCE			759	1168	
	990 U STATES	55554	32977	569914	351303	
GREASEPROOF AND GLASSINE PAPER	LB					4191
	1 U KINGDOM	130	52	19798	5798	
	44 BELG LUX			2294	842	
	55 GERMANY W	4996	2137	4996	2137	
	954 ST PIERRE			893	669	
TISSUE WRAPPING PAPER	990 U STATES	15328	11568	1148858	488527	4192
	LB	20454	13757	1176839	497973	
	43 AUSTRIA			8273	1990	
	55 GERMANY W			534	142	
	990 U STATES	42647	8115	232870	51616	
VEGETABLE PARCHMENT PAPER	LB					4193
	1 U KINGDOM			75474	17688	
	990 U STATES	23762	8289	86344	31455	
	LB	23762	8289	161818	49143	
	85 SWEDEN			85716	6964	
WRAPPING PAPER KRAFT	990 U STATES	141062	14280	3513527	383539	4195
	LB	141062	14280	3599243	390503	
	1 U KINGDOM			861	236	
	85 SWEDEN			8035	1014	
	990 U STATES	263030	84050	1620863	521286	
WRAPPING PAPER OILED COATED	LB	263030	84050	1629759	522536	4196
	1 U KINGDOM					
	85 SWEDEN			700	257	
	990 U STATES	123804	14112	795688	88039	
	76 NORWAY	42763	5350	144915	19441	
WRAPPING PAPER ALL KINDS N O P	85 SWEDEN			19434	2470	4197
	990 U STATES	245330	53988	1619497	401011	
	LB	412597	73707	2647349	523670	
	1 U KINGDOM			67815	12709	
	53 FINLAND			795688	88039	
DUPLEX BACKING PAPER	76 NORWAY			144915	19441	4198
	85 SWEDEN			19434	2470	
	990 U STATES	245330	53988	1619497	401011	
	LB	412597	73707	2647349	523670	
	990 U STATES	63928	35123	652509	331443	
WRAPPER SHEETS AND HEADS	990 U STATES	63928	35123	652509	331443	4200
	LB	22896	2998	2091403	252405	
	990 U STATES	22896	2998	2091403	252405	
	1 U KINGDOM			6812	4926	
	67 ITALY			6863	2795	
BOND AND LEDGER PAPERS UN CUT	76 NORWAY			1586	1543	4201
	990 U STATES	110015	31260	2629403	471790	
	LB	111330	32196	2644664	481054	
	1 U KINGDOM			565	2588	
	44 BELG LUX			69	367	
ENVELOPES	55 GERMANY W			306	1854	4202
	67 ITALY	11	127	529	4438	
	73 NETHRLNOS	3	94	107	586	
	76 NORWAY			950	1411	
	85 SWEDEN			290	846	
ONION SKIN AND MANIFOLO PAPER	990 U STATES	4099	33537	45270	283476	4203
	LB	4150	34309	48086	295566	
	1 U KINGDOM			31123	10154	
	55 GERMANY W			9806	4613	
	990 U STATES	82045	43682	749313	432721	
BOXED PAPER AND PAPERIES	990 U STATES	83669	44380	790242	447488	4204
	LB					
	1 U KINGDOM	956	528	19961	13456	
	43 AUSTRIA			2440	1620	
	54 FRANCE	1320	1214	8417	8035	
WASTE PAPER	55 GERMANY W	469	341	4333	2826	4209
	73 NETHRLNDS	32	76	1994	1155	
	85 SWEDEN			20350	6878	
	86 SWITZRLND			5867	4133	
	990 U STATES	32098	20428	400530	267039	
ELECTRIC CABLE INSULATG PAPER	CWT	34875	22587	463892	305142	4210
	990 U STATES	64084	148492	761916	1772967	
	LB	64084	148492	761916	1772967	
	1 U KINGDOM	13474	2535	57483	14565	
	53 FINLAND			25995	4610	
PHOTOGRAPHERS PAPERS	55 GERMANY W			16468	6157	4211
	67 ITALY	27967	6316	53635	10361	
	990 U STATES	157024	101367	1964993	998223	
	1 U KINGDOM			7727	139237	
	43 AUSTRIA				1840	
PHOTOGRAPHERS PAPERS	44 BELG LUX		171665		1305330	4211
	54 FRANCE		225		28289	

IMPORTS BY COMMODITIES AND COUNTRIES

Commodity and Country	NOVEMBER 1961		JANUARY TO NOVEMBER 1961		Class Number
	Quantity	Value (\$)	Quantity	Value (\$)	
55 GERMANY W		41254		392896	
67 ITALY		3373		37465	
86 SWITZRLND				4702	
990 U STATES		464330		4059573	
BLOTTING PAPER NOT PRINTED		688574		5969332	
1 U KINGDOM	LB		5797	2108	4212
990 U STATES		16688	274248	88421	
CIGARETTE PAPER UNGUMMED		4234	280745	90529	
990 U STATES	LB				4213
CIGARETTE PAPERS IN PACKETS		358571	3222929	1573782	
54 FRANCE		184121	3222929	1573782	
990 U STATES	M				4215
CREPE PAPER DECORATIVE ROLLS			6700	131959	
1 U KINGDOM			905	21490	
990 U STATES			7605	153449	
GUMMED PAPER	LB				4216
1 U KINGDOM			8838	1424	
55 GERMANY W			10582	4720	
990 U STATES			19420	6144	
HANGINGS OR WALL PAPER	LB				4217
1 U KINGDOM		62166	193010	63403	
55 GERMANY W		21165	1920	695	
990 U STATES		148461	1796345	855006	
		210627	1991275	919104	
HANGINGS OR WALL PAPER	LB				4218
1 U KINGDOM		4342	98500	27916	
54 FRANCE		1148	183	318	
516 HONG KONG			70	77	
559 JAPAN		1486	18196	26436	
990 U STATES		90410	826261	510923	
		96238	1013210	565670	
PAPER FOR SHOT SHELLS GUN WADS	LB				4219
1 U KINGDOM			27580	3628	
990 U STATES		2765	440023	121312	
		2765	467603	124940	
PAPIERMACHE WARE N O P	LB				4220
1 U KINGDOM		292	5558	2005	
55 GERMANY W		146	931	900	
67 ITALY			1096	634	
559 JAPAN		4402	17884	5667	
990 U STATES		17026	192179	54886	
		21720	217648	64092	
PAPER OECALCOMANIA	LB				4222
1 U KINGDOM		3855	83262	30805	
990 U STATES		8722	77911	46432	
		12577	161173	77237	
PAPER MATRIX FOR PRINTING	LB				4223
1 U KINGDOM		3096	8612	907	
73 NETHRLNDS		350	172	155	
990 U STATES		109154	1210616	596425	
		112250	1219400	597487	
PAPER MATTING	LB				4224
990 U STATES		16660	181310	90346	
		16660	181310	90346	
PAPER PHOTO BARYTA COATED	LB				4225
1 U KINGDOM			1982	2544	
990 U STATES		172180	2376920	1012123	
		172180	2376902	1014667	
SHINGLES OF PAPER OR FELT	LB				4226
990 U STATES		4650	311574	9698	
		4650	311574	9698	
ROOFING SHEATHING PAPER PREPRD	LB				4227
1 U KINGDOM			50152	4217	
990 U STATES		679774	6008105	671406	
		679774	6058257	675623	
TISSUE PAPER N O P	LB				4228
1 U KINGDOM		2675	15349	3832	
43 AUSTRIA		5730	5730	1988	
55 GERMANY W			1696	974	
990 U STATES		135450	1557479	292458	
		143855	1580254	299252	
TOILET PAPER	LB				4229
1 U KINGDOM			4728	1037	
990 U STATES		94865	1695721	213413	
		94865	1700449	214450	
TOWELS AND NAPKINS PLAIN	LB				4230
49 DENMARK			3397	1251	
990 U STATES		32514	648011	151281	
		32514	651408	152532	
WAXED STENCIL PAPER	LB				4231
1 U KINGDOM		35387	502288	442615	
43 AUSTRIA		493	35789	17002	
49 DENMARK		7296	31927	23316	
55 GERMANY W		63	2309	1620	
990 U STATES		4275	60028	83211	
		47514	632341	567764	
ALL KINDS OF PAPER N O P	LB				4232
1 U KINGDOM		49101	384184	75442	
44 BELG LUX			24057	1964	
54 FRANCE		413	1112	660	
55 GERMANY W		392	10123	2575	
67 ITALY		574	774	396	
73 NETHRLNDS			8329	1475	
76 NORWAY			414	1027	
86 SWITZRLND			3840	3332	

IMPORTS BY COMMODITIES AND COUNTRIES

Commodity and Country	NOVEMBER 1961		JANUARY TO NOVEMBER 1961		Class Number
	Quantity	Value (\$)	Quantity	Value (\$)	
559 JAPAN	896	1319	6114	6553	
578 TAIWAN	1280	521	3171	2451	
990 U STATES	909513	285668	8301802	3115424	
ABSORB TISSUE WADDING STOCK NOP	962169	299630	8743920	3211299	
990 U STATES	LB				4234
	376537	83741	2482159	573995	
PAPER NAPKINS N O P	376537	83741	2482159	573995	
	LB				4235
1 U KINGDOM	768	305	24965	12509	
43 AUSTRIA	1847	803	10750	4505	
49 DENMARK	6216	2620	66978	23327	
55 GERMANY W			28305	15097	
559 JAPAN	142	214	6239	5155	
990 U STATES	36288	17618	474236	190883	
CARBONIZING TISSUE PAPER	45261	21560	611473	251476	
	LB				4236
1 U KINGDOM	81534	59995	363939	254113	
990 U STATES	266241	68497	2901100	692626	
CABLE INSULATING PAPER N O P	347775	128492	3265039	946739	
	LB				4237
1 U KINGDOM			23484	5759	
53 FINLAND			197184	29175	
67 ITALY	137970	21850	185312	30407	
85 SWEDEN	2000	524	60793	7481	
990 U STATES	31540	12965	215270	84387	
CASH REGISTER PAPER	171510	35339	682043	157209	
	LB				4238
55 GERMANY W			8848	1827	
990 U STATES	3925	1586	221684	68359	
FILTER PAPER	3925	1586	230532	70186	
	LB				4239
1 U KINGDOM	915	609	42966	20830	
54 FRANCE			1047	401	
55 GERMANY W			3392	1646	
990 U STATES	123518	114224	1282736	1174722	
TABULATING PAPER AND STOCK	124433	114833	1330141	1197599	
	LB				4240
990 U STATES	236818	26603	2281505	249456	
BAGS AND SACKS OF PAPER	236818	26603	2281505	249456	
	LB				4241
1 U KINGDOM			9784	5256	
44 BELG LUX	26597	8635	50451	15787	
54 FRANCE	140	80	140	80	
55 GERMANY W	6774	2223	13640	6925	
67 ITALY			908	1222	
73 NETHRLNDS			4078	786	
559 JAPAN			1603	924	
990 U STATES	485081	118771	5811356	1344400	
PAPER PROTECTORS FOR PLANTS	518592	129709	5891960	1375380	
					4242
1 U KINGDOM				17672	
73 NETHRLNDS				489	
990 U STATES		4091		51582	
CONTAINERS PAPERBOARD N O P		4091		69743	
	LB				4243
1 U KINGDOM	9190	2928	248753	74261	
43 AUSTRIA			3225	1155	
49 DENMARK	300	184	1228	513	
54 FRANCE	812	530	3455	1887	
55 GERMANY W	564	482	3701	2132	
67 ITALY	223	91	1502	1093	
73 NETHRLNDS	194	123	12624	3900	
85 SWEDEN			4558	8232	
516 HONG KONG	5368	1746	8148	3054	
559 JAPAN	234	217	8055	3118	
990 U STATES	1217192	440560	11370388	3696840	
MILK BOTTLE CAPS OF PAPER	1234077	446861	11665637	3796185	
					4244
990 U STATES		323		1951	
PAPER TUBES AND CONES FOR YARN		323		1951	
	LB				4245
1 U KINGDOM			9082	2015	
55 GERMANY W			10234	9755	
990 U STATES	183401	41652	858775	252309	
PAPER PATTERNS BOOT AND SHOE	183401	41652	878091	264079	
					4246
990 U STATES		2299		6972	
TWINE OR YARN OF PAPER		2299		6972	
	LB				4248
85 SWEDEN			29828	4163	
990 U STATES	63571	13637	678215	146963	
MANUFACTURES OF PAPER N O P	63571	13637	708143	151126	
					4252
1 U KINGDOM		24068		298157	
43 AUSTRIA		343		6410	
44 BELG LUX		503		3645	
49 DENMARK		2462		12847	
54 FRANCE		506		8495	
55 GERMANY W		15446		85900	
64 IRELAND				10396	
67 ITALY		100		2359	
73 NETHRLNDS		406		9179	
76 NORWAY				1887	
85 SWEDEN		926		3810	
86 SWITZRLND		1003		10725	
258 GERMANY E				1028	

IMPORTS BY COMMODITIES AND COUNTRIES

Commodity and Country	NOVEMBER 1961		JANUARY TO NOVEMBER 1961		Class Number
	Quantity	Value (\$)	Quantity	Value (\$)	
516 HONG KONG		582		3080	
559 JAPAN		6929		83439	
886 P RICO				526	
990 U STATES		709777		6757125	
PAPER CORES		763051		7299008	
	LB				4253
990 U STATES	278512	24461	2818161	230971	
	278512	24461	2818161	230971	
PAPER CUPS DISHES TABLEWARE					4254
1 U KINGDOM		1018		7789	
559 JAPAN				1574	
990 U STATES		41719		791728	
		42737		801091	
PAPER DOILIES AND LACE PAPER					4255
	LB				
1 U KINGDOM	8795	4460	81181	45981	
49 DENMARK	1860	459	5854	2444	
55 GERMANY W			230	101	
990 U STATES	43711	19906	379876	196263	
	54366	24825	467141	244789	
PAPER NOVELTIES FLOWERS GAMES					4256
1 U KINGDOM		22532		123129	
43 AUSTRIA				636	
49 DENMARK		939		11721	
54 FRANCE				105	
55 GERMANY W		108		14716	
67 ITALY				3310	
73 NETHRLNDS				314	
86 SWITZRLND				133	
258 GERMANY E				6666	
516 HONG KONG		393		1136	
559 JAPAN		1940		47977	
990 U STATES		55934		424847	
		81846		634690	
PAPER PATTERNS N O P					4257
1 U KINGDOM		54		194	
54 FRANCE				1940	
990 U STATES		50201		539160	
		50255		541294	
SHIPPING CONTAINERS					4258
	LB				
1 U KINGDOM			268050	15570	
55 GERMANY W			5024	314	
954 ST PIERRE			7941	2215	
990 U STATES	598198	72323	7997389	875508	
	598198	72323	8278404	893607	
TRAYS FOR PACKAGING APPLES					4259
	LB				
990 U STATES	211936	30107	1115096	157606	
	211936	30107	1115096	157606	
PAPER MATCHES					4260
1 U KINGDOM				974	
67 ITALY		265		10821	
73 NETHRLNDS				859	
277 POLAND				1198	
559 JAPAN		141		22820	
990 U STATES		1675		276509	
		10996		313181	
		13077			
ADMIRALTY CHARTS MANUSCRIPTS					4262
1 U KINGDOM				5981	
54 FRANCE				687	
73 NETHRLNDS				197	
86 SWITZRLND				2693	
614 AUSTRALIA				399	
874 MEXICO				1817	
990 U STATES		5359		58988	
		5359		70762	
BLUEPRINTS N O P AND HYDRO PLANS					4263
1 U KINGDOM		6183		235205	
44 BELG LUX				1551	
54 FRANCE		292		7519	
55 GERMANY W		493		1421	
73 NETHRLNDS		74		371	
76 NORWAY				7311	
85 SWEDEN				411	
86 SWITZRLND				784	
427 UN SO AFR				100	
990 U STATES		290528		5255122	
		297570		5509795	
MUSIC					4265
1 U KINGDOM		4936		31972	
54 FRANCE		1311		10967	
55 GERMANY W		353		1988	
67 ITALY		122		3009	
262 HUNGARY				226	
990 U STATES		30455		336258	
		37177		385120	
NEWSPAPER OR COMIC SECTIONS					4266
990 U STATES		133723		1483507	
		133723		1483507	
MAGAZINES NEWSPAPERS UNBOUND					4267
1 U KINGDOM		23265		282001	
44 BELG LUX		3460		17869	
54 FRANCE		9183		565818	
55 GERMANY W		4142		50830	
59 GREECE		150		1500	
67 ITALY		20572		188170	
73 NETHRLNDS		414		12849	
86 SWITZRLNO		3472		15318	

IMPORTS BY COMMODITIES AND COUNTRIES

93

Commodity and Country	NOVEMBER 1961		JANUARY TO NOVEMBER 1961		Class Number
	Quantity	Value (\$)	Quantity	Value (\$)	
516 HONG KONG		1664		24960	
559 JAPAN		17072		51775	
990 U STATES		3052225		29332623	
		3217619		30543783	
PHOTOGRAPHS NEWS ILLUSTRATION					4268
1 U KINGDOM		496		1375	
54 FRANCE		476		4647	
67 ITALY				112	
422 RHOD NYAS				144	
449 CONGO		128		704	
559 JAPAN				248	
990 U STATES		902		9980	
		2002		17210	
PHOTOGRAPHS CHROMOS N O P					4269
1 U KINGDOM		14890		147773	
43 AUSTRIA				1525	
44 BELG LUX				1964	
49 DENMARK		495		2452	
54 FRANCE		776		10174	
55 GERMANY W		3754		35353	
67 ITALY		569		3056	
73 NETHRLNDS		1069		11611	
82 SPAIN				119	
85 SWEDEN				397	
86 SWITZRLND		1636		14255	
258 GERMANY E		722		722	
262 HUNGARY				203	
427 UN SO AFR				345	
516 HONG KONG		570		2370	
553 CHINA COM				478	
559 JAPAN		3402		40074	
614 AUSTRALIA				437	
874 MEXICO		150		1105	
990 U STATES		315232		2569414	
		343265		2843827	
PHOTOGRAPHS FOR REPRODUCTION					4271
1 U KINGDOM		340		2239	
73 NETHRLNDS				332	
990 U STATES		5970		126773	
		6310		129344	
TRANSFERS DECALCOMANIA					4272
1 U KINGDOM		5066		33825	
55 GERMANY W		50		125	
559 JAPAN				2318	
990 U STATES		17175		280996	
		22221		317264	
PAPER FOR OUPLICATING MACHINES	LB				4290
1 U KINGDOM		300		4566	
990 U STATES		402		4717	
		114911		1236306	
		48092		630557	
		115211		1240872	
		48494		635274	
ADVERTISING AND PRINTED MATTER	LB				4291
1 U KINGDOM		38213		462672	
43 AUSTRIA		488		545692	
44 BELG LUX		210		1835	
49 DENMARK		1787		3793	
54 FRANCE		12246		7110	
55 GERMANY W		44769		43413	
64 IRELAND				301627	
67 ITALY		5010		300	
73 NETHRLNDS		10852		11688	
76 NORWAY		430		51923	
82 SPAIN		499		1350	
85 SWEDEN		966		1308	
86 SWITZRLND		22092		28875	
246 CZECHO S				50566	
258 GERMANY E		340		866	
287 U S S R		380		998	
516 HONG KONG		4114		340	
559 JAPAN		648		918	
614 AUSTRALIA		588		8697	
874 MEXICO		90		23200	
990 U STATES		658848		18277	
		802570		7063913	
		817389		8146576	
PRINTED MATTER N O P					4292
1 U KINGDOM		20752		157796	
43 AUSTRIA				281	
44 BELG LUX				426	
49 DENMARK		457		2261	
54 FRANCE		299		2605	
55 GERMANY W		4050		35623	
67 ITALY		187		2643	
73 NETHRLNDS		3190		12549	
85 SWEDEN		613		2424	
86 SWITZRLND		5107		10462	
277 POLAND				456	
516 HONG KONG		627		2129	
559 JAPAN		7626		83294	
824 JAMAICA		131		131	
990 U STATES		393620		3724934	
		436659		4038014	
CARDS FOR PLAYING	PACK				4293
1 U KINGDOM		1288		8758	
43 AUSTRIA		5784		25504	
44 BELG LUX		100		5557	
49 DENMARK				190	
55 GERMANY W				4367	
				22891	
				98214	
				25927	
				1152	
				4367	

IMPORTS BY COMMODITIES AND COUNTRIES

Commodity and Country	NOVEMBER 1961		JANUARY TO NOVEMBER 1961		Class Number
	Quantity	Value (\$)	Quantity	Value (\$)	
67 ITALY	768	231	12710	3407	
82 SPAIN			6984	1833	
262 HUNGARY			3120	235	
559 JAPAN	1476	251	3146	801	
990 U STATES	12080	10825	232872	81273	
	21496	13645	411383	128691	
HAND MADE DRAWINGS OR DESIGNS					4294
1 U KINGDOM				1086	
54 FRANCE				3616	
55 GERMANY W				5862	
67 ITALY				1574	
990 U STATES		5124		74627	
		5124		86835	
LABELS TAGS TICKETS					4295
1 U KINGDOM		13069		99148	
44 BELG LUX		248		248	
49 DENMARK		143		1240	
54 FRANCE		176		2344	
55 GERMANY W		61		5497	
67 ITALY		135		1364	
73 NETHRLNDS				3819	
316 CYPRUS		110		248	
443 ALGERIA				204	
559 JAPAN		2733		20931	
614 AUSTRALIA		74		669	
744 ARGENTINA				630	
769 PARAGUAY				573	
774 PERU		502		502	
824 JAMAICA				1392	
990 U STATES		100213		1222541	
		117464		1361350	
PICTORIAL POST CARDS FOLDERS	LB				4296
1 U KINGDOM	22341	17637	61774	62351	
43 AUSTRIA			415	689	
44 BELG LUX			1487	1857	
49 DENMARK	1035	1576	10590	12025	
54 FRANCE	42	50	6240	6949	
55 GERMANY W	1760	2124	46509	55562	
59 GREECE			72	131	
67 ITALY	196	370	9858	9926	
73 NETHRLNDS			569	675	
82 SPAIN			5901	7369	
85 SWEDEN			276	221	
86 SWITZRLND			1431	2453	
355 ISRAEL			1250	6062	
516 HONG KONG	440	429	801	1136	
519 INDIA	70	57	550	577	
559 JAPAN	274	397	5786	3228	
990 U STATES	168605	177089	1605134	1694529	
	194763	199729	1758643	1865740	
BIBLES PRAYER BOOKS HYMN BOOKS					4301
1 U KINGDOM		42891		510494	
43 AUSTRIA				1119	
44 BELG LUX		57493		270441	
49 DENMARK				142	
54 FRANCE		17897		123534	
55 GERMANY W		3702		36395	
59 GREECE				100	
64 IRELAND				771	
67 ITALY		7689		90556	
73 NETHRLNDS		882		8458	
82 SPAIN		465		10947	
86 SWITZRLND				2683	
246 CZECHO S				142	
355 ISRAEL		50		2787	
559 JAPAN		512		2470	
614 AUSTRALIA				137	
874 MEXICO				752	
990 U STATES		357039		3098082	
		488620		4160010	
BLANK BOOKS RULED OR PLAIN					4302
1 U KINGDOM		5215		14854	
55 GERMANY W				2015	
559 JAPAN				17012	
990 U STATES		9755		40036	
		14970		73917	
BOOKS OVER 12 YEARS OLD					4303
1 U KINGDOM		4262		6038	
64 IRELAND				844	
990 U STATES		660		13086	
		4922		19968	
TEXT BOOKS FOR SCHOOLS COLLEGE					4305
1 U KINGDOM		20281		220077	
44 BELG LUX		972		13904	
49 DENMARK				4275	
54 FRANCE		17761		178756	
55 GERMANY W		737		5349	
59 GREECE				491	
67 ITALY				5940	
73 NETHRLNDS				26138	
78 PORTUGAL		2157		2157	
82 SPAIN				162	
85 SWEDEN				280	
86 SWITZRLND				2543	
519 INDIA				1347	
559 JAPAN				7867	

IMPORTS BY COMMODITIES AND COUNTRIES

Commodity and Country	NOVEMBER 1961		JANUARY TO NOVEMBER 1961		Class Number
	Quantity	Value (\$)	Quantity	Value (\$)	
614 AUSTRALIA				422	
990 U STATES		809706		11675660	
BOOKS NOVELS FICTION		851614		12145368	4306
1 U KINGDOM		5632		89648	
990 U STATES		28089		140197	
BOOKS SCIENCE FOR LIBRARIES		33721		229845	4307
1 U KINGDOM		63157		487496	
43 AUSTRIA				155	
44 BELG LUX		980		11145	
49 DENMARK		100		1204	
53 FINLAND				51	
54 FRANCE		4341		92266	
55 GERMANY W		3741		37003	
64 IRELAND		1457		1594	
67 ITALY		2433		8108	
73 NETHRLNDS		20119		65277	
82 SPAIN				248	
85 SWEDEN				2740	
86 SWITZRLND		1055		54784	
246 CZECHO S		144		408	
287 U S S R				9518	
427 UN SO AFR				1252	
519 INDIA				449	
559 JAPAN				3580	
614 AUSTRALIA		59		986	
990 U STATES		1003081		9946724	
BOOKS GOVERNMENT ASSOCIATION		1100667		10724988	4308
1 U KINGDOM		14724		120145	
43 AUSTRIA		397		5399	
44 BELG LUX		225		1779	
49 DENMARK				273	
54 FRANCE		6470		33476	
55 GERMANY W		1364		7875	
64 IRELAND				495	
67 ITALY		199		28318	
73 NETHRLNDS				12602	
82 SPAIN				150	
86 SWITZRLND				8015	
287 U S S R		5015		5015	
427 UN SO AFR				50	
513 CEYLON				825	
516 HONG KONG				134	
519 INDIA				16183	
559 JAPAN				4437	
614 AUSTRALIA		1066		5335	
848 CUBA				466	
874 MEXICO				1134	
990 U STATES		53390		494526	
FREIGHT RATES FOR RAILWAYS		82850		746632	4309
1 U KINGDOM				3387	
54 FRANCE				1022	
55 GERMANY W		124		286	
67 ITALY		498		806	
73 NETHRLNDS		154		302	
86 SWITZRLND				210	
614 AUSTRALIA				193	
990 U STATES		8078		80006	
BOOKS PRINTED PERIODICALS NOP		8854		86212	4310
1 U KINGDOM		274743		2844543	
43 AUSTRIA				107	
44 BELG LUX		59		59	
49 DENMARK				782	
53 FINLAND				318	
54 FRANCE				33381	
55 GERMANY W		2153		14569	
67 ITALY				1600	
73 NETHRLNDS		2795		22291	
85 SWEDEN		70		3382	
86 SWITZRLND		143		878	
246 CZECHO S		13564		14029	
262 HUNGARY				2242	
287 U S S R				2856	
427 UN SO AFR				162	
559 JAPAN		51		4387	
614 AUSTRALIA		60		1105	
990 U STATES		1023073		9869617	
BOOKS EXCEPT ENGLISH LANGUAGE		1316711		12816308	4311
1 U KINGDOM		9699		22826	
43 AUSTRIA		251		1434	
44 BELG LUX		30972		464386	
49 DENMARK				315	
53 FINLAND				2942	
54 FRANCE		345971		3483494	
55 GERMANY W		21439		157406	
59 GREECE		435		602	
67 ITALY		9868		51779	
73 NETHRLNDS		15964		89250	
76 NORWAY				187	
82 SPAIN				346	
85 SWEDEN				5578	

IMPORTS BY COMMODITIES AND COUNTRIES

Commodity and Country	NOVEMBER 1961		JANUARY TO NOVEMBER 1961		Class Number
	Quantity	Value (\$)	Quantity	Value (\$)	
86 SWITZRLND		1 36 39		51 57 6	
245 BULGARIA				58	
246 CZECHOS				191	
262 HUNGARY		12 92		64 68	
277 POLAND				125	
287 U S S R		30 09		59 28	
288 YUGO SLAV				230	
355 ISRAEL				2673	
516 HONG KONG		7 86		11 46	
559 JAPAN				940	
614 AUSTRALIA		9 00		900	
744 ARGENTINA				1653	
990 U STATES		161 49		3498 37	
		470 374		4702270	

IMPORTS BY COMMODITIES AND COUNTRIES

Commodity and Country	NOVEMBER 1961		JANUARY TO NOVEMBER 1961		Class Number
	Quantity	Value (\$)	Quantity	Value (\$)	
<u>GROUP 5</u>					
<u>IRON AND ITS PRODUCTS</u>					
IRON ORE	TON				5001
67 ITALY			336	1213	
752 BRAZIL	15368	119290	152639	1501459	
990 U STATES	360847	3631637	4318375	44544492	
	376215	3750927	4471350	46047164	
FERRO TUNGSTEN	CWT				5010
1 U KINGDOM			4454	217796	
43 AUSTRIA			66	6836	
44 BELG LUX			583	62037	
78 PORTUGAL			61	7346	
990 U STATES	7	1448	19	3401	
	7	1448	5183	297416	
PIG IRON FOR AGRIC IMPLEMENTS	TON				5011
PIG IRON N O P	TON				5012
1 U KINGDOM			96	6670	
614 AUSTRALIA			122	7278	
990 U STATES	3	115	110	6505	
	3	115	328	20453	
FERRO MANG UNDER 1 PC SILICDN	CWT				5013
1 U KINGDOM	120	2593	1092	14317	
54 FRANCE	1101	15567	5540	100854	
427 UN SO AFR	6160	40310	135783	881495	
559 JAPAN	1106	15464	26547	345306	
990 U STATES	148	2809	9894	130140	
	8635	76743	178856	1472112	
SILICO MANG OVER 1 PC SILICON	CWT				5014
44 BELG LUX			6630	45150	
55 GERMANY W			44	994	
559 JAPAN	1319	10810	12045	108068	
990 U STATES	627	3219	20466	177239	
	1946	14029	39185	331451	
FERRO SILICON	CWT				5015
1 U KINGDOM			67	928	
55 GERMANY W	6614	71415	9260	98175	
67 ITALY			6614	109598	
76 NORWAY			554	4224	
990 U STATES	10938	166118	63298	1047259	
	17552	237533	79793	1260184	
ALLOYS N O P FOR MFR OF STEEL	CWT				5018
1 U KINGDOM			1599	100571	
44 BELG LUX			111	18223	
54 FRANCE	1102	49195	16510	383149	
55 GERMANY W			154	3322	
76 NORWAY	6571	104613	13460	213067	
85 SWEDEN	379	6209	1099	16898	
287 U S S R			6067	449021	
422 RHOD NYAS			7644	172467	
559 JAPAN			18366	365246	
990 U STATES	6234	192604	65895	2215975	
	14286	352621	130905	3937939	
PRIMARY IRON N O P	TON				5019
990 U STATES	64	14622	678	130025	
	64	14622	678	130025	
INGOTS CARBON STEEL	TON				5023
990 U STATES	5	810	387	52007	
	5	810	387	52007	
INGOTS ALLOY STEEL	TON				5025
990 U STATES	74	33140	786	310580	
	74	33140	786	310580	
BLOOMS BILLETS CARBON STEEL	TON				5027
1 U KINGDOM	153	17087	530	59499	
990 U STATES	179	16083	1417	126107	
	332	33170	1947	185606	
BLOOMS BILLETS ALLOY STEEL	TON				5029
1 U KINGDOM	49	13191	148	41993	
43 AUSTRIA			43	19152	
990 U STATES	107	75121	1509	702051	
	156	88312	1700	763196	
CAST SCRAP	TON				5031
990 U STATES	14174	408391	89741	2522030	
	14174	408391	89741	2522030	
WROUGHT SCRAP	TON				5032
1 U KINGDOM			82	2456	
55 GERMANY W			293	6815	
990 U STATES	42051	1517305	244544	8530581	
	42051	1517305	244919	8539852	
TIN PLATE SCRAP	TON				5033
990 U STATES			388	12400	
			388	12400	
AXLES FOR RAILWAY VEHICLES					5041
1 U KINGDOM				17504	
990 U STATES		87		28732	
		87		46236	
AXLES FOR VEHICLES N O P					5042
1 U KINGDOM		249		1960	
990 U STATES		7710		245874	
		7959		247834	

IMPORTS BY COMMODITIES AND COUNTRIES

Commodity and Country	NOVEMBER 1961		JANUARY TO NOVEMBER 1961		Class Number
	Quantity	Value (\$)	Quantity	Value (\$)	
AXLES N O P 43 AUSTRIA 990 U STATES		17713		596	5043
		17713		133041	
CASTINGS FOR AGRIC IMPLEMENTS 990 U STATES		80337		212842	5044
		80337		212842	
INGOT MOULDS FOR STEEL 1 U KINGDOM 990 U STATES		291552		13983	5045
		291552		1679512	
MOULDS N O P 1 U KINGDOM 54 FRANCE 55 GERMANY W 67 ITALY 990 U STATES		1910		11606	5046
				911	
				119	
				977	
		72674		484365	
		74584		497978	
CASTINGS MALLEABLE N O P ROUGH 1 U KINGDOM 990 U STATES	CWT		302	5218	5047
	1995	52515	25477	622638	
	1995	52515	25779	627856	
CASTINGS NONMALLEABLE N O P RGH 1 U KINGDOM 990 U STATES	CWT		113	4624	5048
	2616	57977	29257	533303	
	2616	57977	29370	537927	
CASTINGS OF STEEL N O P ROUGH 1 U KINGDOM 55 GERMANY W 76 NORWAY 86 SWITZRLND 990 U STATES	CWT	263	2184	75278	5049
		7818	17	1232	
			143	3952	
			267	18235	
	2991	73791	27825	822325	
	3254	81609	30436	921022	
FORGINGS N O P 1 U KINGDOM 43 AUSTRIA 54 FRANCE 55 GERMANY W 73 NETHRLNDS 76 NORWAY 85 SWEDEN 559 JAPAN 990 U STATES		8669		123165	5050
				3393	
				2236	
		113		14975	
				1930	
				1200	
		7003		58255	
				545	
		131540		1199336	
		147325		1405035	
FORGINGS HOLLOW AND 20 TONS 1 U KINGDOM 54 FRANCE 55 GERMANY W 67 ITALY 85 SWEDEN 990 U STATES		20793		87097	5051
				20500	
				61474	
		51584		112309	
		1694		1694	
		14148		151194	
		88219		434268	
PISTON RING CASTINGS ROUGH 1 U KINGDOM 990 U STATES		982		16429	5052
		4269		58488	
		5251		74917	
CASTINGS FOR RAILWAY VEHICLES					5054
TIRES STEEL ROUGH RAILWAY 1 U KINGDOM 990 U STATES	CWT	64	623	12890	5055
		1757	266	15036	
		1757	1589	27926	
STEEL WHEELS FOR RAILWAYS 1 U KINGDOM 990 U STATES		37159		376534	5057
		4028		89104	
		41187		465638	
FORGED GOLF CLUB HEADS 990 U STATES	NO	10975	117961	40589	5058
		4731	117961	40589	
SEMI FINISHED PISTON CASTINGS 990 U STATES		1223		24341	5059
		1223		24341	
CONCRETE REINFORCING BARS 44 BELG LUX 49 DENMARK 54 FRANCE 55 GERMANY W 85 SWEDEN 559 JAPAN 990 U STATES	CWT	153511	554357	2534374	5070
		695696	46	2017	
			93609	412233	
	79438	349157	273495	1174233	
			195	2003	
	33603	157232	104165	488216	
			2428	12765	
	266552	1202085	1028295	4625841	
BARS CARBON STEEL H R N O P 1 U KINGDOM 43 AUSTRIA 44 BELG LUX 54 FRANCE 55 GERMANY W 85 SWEDEN 516 HONG KONG 559 JAPAN 614 AUSTRALIA 990 U STATES	CWT	11155	78061	567381	5071
		87785	381	9008	
		363			
	54556	271635	260047	1260574	
		4182	30117	144085	
	6643	34238	63378	308771	
	828	7027	1764	25688	
			493	2425	
	3953	21000	21917	110465	
			5055	30652	
	38299	312283	356320	2942586	
	119979	763953	817533	5401635	
BARS ALLOY STEEL HOT ROLLED 1 U KINGDOM 43 AUSTRIA	CWT	1276	12180	368550	5075
		135	2924	55542	
		2907			

IMPORTS BY COMMODITIES AND COUNTRIES

Commodity and Country	NOVEMBER 1961		JANUARY TO NOVEMBER 1961		Class Number
	Quantity	Value (\$)	Quantity	Value (\$)	
54 FRANCE			82	13163	
55 GERMANY W	11	211	268	9385	
85 SWEDEN	513	14964	3939	127747	
559 JAPAN			19	1098	
990 U STATES	9378	174249	71523	1389200	
	11313	249820	90935	1964685	
WIRE RODS STEEL HOT ROLLED	CWT				5079
1 U KINGDOM	4466	26330	28238	160921	
44 BELG LUX	47240	244906	155934	772821	
54 FRANCE	10913	54305	261123	1450011	
55 GERMANY W	17997	95086	170824	865290	
73 NETHRLNDS	1093	5461	5735	29734	
559 JAPAN	2972	14939	42015	209368	
614 AUSTRALIA	4467	23694	4467	23694	
755 CHILE			1939	9515	
990 U STATES	72	6168	4655	75248	
	89220	470889	674930	3597302	
BARS CARBON STEEL COLD ROLLED	CWT				5083
1 U KINGDOM	7665	65461	71072	570057	
43 AUSTRIA			161	2828	
44 BELG LUX	1494	11557	7812	58957	
55 GERMANY W	25	362	25	362	
85 SWEDEN			23	267	
559 JAPAN	265	1833	2852	21052	
990 U STATES	2730	35993	27004	363951	
	12179	115206	108949	1017474	
BARS ALLOY STEEL COLD ROLLED	CWT				5087
1 U KINGDOM	849	18784	2667	79500	
43 AUSTRIA	10	228	223	9547	
85 SWEDEN			282	7719	
990 U STATES	1160	44335	9684	361599	
	2019	63347	12856	458365	
BARS DR RODS FABRICATED N O P	CWT				5091
1 U KINGDOM	950	21527	8703	182413	
43 AUSTRIA	139	3097	1373	32547	
55 GERMANY W	409	7891	750	13110	
85 SWEDEN	340	8784	1745	65460	
990 U STATES	3236	54036	45111	638652	
	5074	95335	57682	932182	
PLATES 60 INCHES WIDE OR LESS	CWT				5101
1 U KINGDOM	4929	30424	66676	430356	
44 BELG LUX	5196	26566	37325	191132	
54 FRANCE			1134	5410	
55 GERMANY W	9599	46923	62667	319247	
73 NETHRLNDS			25	184	
85 SWEDEN	299	3698	302	3783	
559 JAPAN	8435	48744	116702	597505	
614 AUSTRALIA	15944	79446	15944	79446	
990 U STATES	4361	38034	60660	540311	
	48763	273835	361435	2167374	
PLATES OV 60 IN TO 100 IN	CWT				5102
1 U KINGDOM	13946	85178	155727	861086	
44 BELG LUX	6037	28738	8518	43013	
55 GERMANY W	1137	6089	79491	515246	
559 JAPAN	3306	12727	137996	713337	
614 AUSTRALIA	9605	51432	9605	51432	
990 U STATES	12494	109141	103479	916319	
	46525	293305	494816	3100433	
PLATES OVER 100 INCHES WIDE	CWT				5103
1 U KINGDOM	2725	16694	15080	99638	
559 JAPAN			519	3350	
990 U STATES	15436	130938	103478	794533	
	18161	147632	119077	897521	
FLOOR PLATE CARBON STEEL	CWT				5104
1 U KINGDOM	2596	14987	23222	136947	
44 BELG LUX			568	3530	
54 FRANCE			877	6092	
55 GERMANY W			1765	10242	
559 JAPAN	875	5263	16833	98857	
990 U STATES	8111	58564	83676	607016	
	11582	78814	126941	862684	
PLATES FABRICATED COATED NOP	CWT				5106
1 U KINGDOM	306	2352	1136	26082	
55 GERMANY W			52	1734	
990 U STATES	229	8184	10212	275867	
	535	10536	11400	303683	
PLATES FLANGED OR DISHED	CWT				5107
1 U KINGDOM			285	3583	
990 U STATES	5395	101334	52316	1067735	
	5395	101334	52601	1071318	
PLATES STAINLESS STEEL	CWT				5108
1 U KINGDOM	269	12522	8140	372105	
54 FRANCE			1919	94044	
85 SWEDEN	24	1347	1145	59544	
990 U STATES	1619	98317	22150	1357045	
	1912	112186	33354	1882738	
PLATES ALLOY STEEL N O P	CWT				5109
1 U KINGDOM	339	10838	339	10838	
85 SWEDEN	15	457	246	7107	
990 U STATES	18474	269125	62101	981301	
	18828	280420	62686	999246	
SHEETS NOT TEMPERED FOR SAWS	CWT				5115
1 U KINGDOM			741	23485	
43 AUSTRIA			4	611	
54 FRANCE	5	704	67	9471	
55 GERMANY W			739	108749	

IMPORTS BY COMMODITIES AND COUNTRIES

Commodity and Country	NOVEMBER 1961		JANUARY TO NOVEMBER 1961		Class Number
	Quantity	Value (\$)	Quantity	Value (\$)	
85 SWEDEN	184	6883	3914	133480	
990 U STATES	3839	142821	29590	1133724	
SHEETS TEMPERED FOR SAWS	CWT	4028	150408	35055	1409520
1 U KINGDOM			210	7957	5116
55 GERMANY W			6	563	
85 SWEDEN	142	8974	1538	93989	
990 U STATES	385	23879	2818	187896	
STEEL HR FOR PIPES OVER 60 INS	CWT	527	32853	4572	290405
1 U KINGDOM			57292	325926	5119
559 JAPAN			57447	387607	
990 U STATES			356775	2369503	
SKELP OV 15 3 EIGHTH NOT OV 60	CWT		471514	3083036	5120
SKELP NOT OV 15 3 EIGHTH INS	CWT				5122
1 U KINGDOM			26550	134231	
614 AUSTRALIA			1349	6565	
STEEL COLD ROLLED FOR PIPES	CWT		27899	140796	5123
990 U STATES	33	262	605	6823	
SHEET CARBON H R UNDER 24 INS	CWT	33	262	605	6823
1 U KINGDOM	977	6876	12004	92927	5124
44 BELG LUX	15512	86255	79724	432743	
54 FRANCE			5805	30205	
55 GERMANY W	659	3389	6416	34068	
559 JAPAN	309	1753	3760	33327	
990 U STATES	16789	139739	125359	1000966	
SHEET CARBON H R 24 TO 51 INS	CWT	34246	238012	233068	1624236
1 U KINGDOM	115	996	743	6433	5125
44 BELG LUX			2314	12398	
55 GERMANY W	2216	12480	3638	19832	
559 JAPAN	1989	10602	18359	96883	
614 AUSTRALIA	1987	9728	1987	9728	
990 U STATES	7088	59826	85288	560271	
SHEET CARBON H R OVER 51 INS	CWT	13395	93632	112329	705545
1 U KINGDOM	1251	9369	2506	19468	5126
55 GERMANY W			595	4118	
559 JAPAN	108	620	6516	37095	
990 U STATES	15423	108225	179519	1242806	
SHEET CARBON C R UNDER 24 INS	CWT	16782	118214	189136	1303487
1 U KINGDOM	6233	60105	13570	171609	5127
43 AUSTRIA			77	1248	
44 BELG LUX	300	3288	1890	18307	
55 GERMANY W	679	7529	6292	67383	
73 NETHRLNDS			67	1280	
85 SWEDEN	17	1382	11510	477638	
559 JAPAN			587	4705	
990 U STATES	7211	118065	81611	1419004	
SHEET CARBON C R 24 TO 51 INS	CWT	14440	190369	115604	2161174
1 U KINGDOM	12271	68202	23268	140538	5128
85 SWEDEN			13	1020	
559 JAPAN			4237	21691	
614 AUSTRALIA			17908	76188	
990 U STATES	12707	74367	106595	692649	
SHEET CARBON C R OVER 51 INS	CWT	24978	142569	152021	932086
990 U STATES	18610	159472	201190	1587438	5129
SHEET FOR PORCELAIN ENAMELLING	CWT	18610	159472	201190	1587438
1 U KINGDOM			280	1961	5131
990 U STATES	12526	102848	152876	1238735	
SHEET AND STRIP TINPLATE	CWT	12526	102848	153156	1240696
1 U KINGDOM	935	17651	41553	398360	5132
990 U STATES	2872	19382	22357	155515	
SHEET AND STRIP GALVANIZED	CWT	3807	37033	63910	553875
1 U KINGDOM	1146	14300	5382	71868	5133
44 BELG LUX	60	681	1922	20518	
55 GERMANY W			85	1165	
559 JAPAN	89	703	4140	33729	
990 U STATES	12033	163622	90646	1210510	
SHEET AND STRIP TERNEPLATE	CWT	13328	179306	102175	1337790
1 U KINGDOM	2759	13366	17701	85553	5134
990 U STATES	14820	140386	122516	1181357	
SHEET COATED WITH METAL NOP	CWT	17579	153752	140217	1266910
1 U KINGDOM	30	696	92	2042	5138
55 GERMANY W	56	1657	1387	33047	
990 U STATES	7116	146121	42657	885261	
SHEET AND STRIP COATED NOP	CWT	7202	148474	44136	920350
1 U KINGDOM	114	1360	5173	63580	5139
55 GERMANY W	534	6597	3418	41217	
73 NETHRLNDS			11	205	
559 JAPAN			13	278	
990 U STATES	16166	208158	178496	2254458	
	16814	216115	187111	2359738	

IMPORTS BY COMMODITIES AND COUNTRIES

Commodity and Country	NOVEMBER 1961		JANUARY TO NOVEMBER 1961		Class Number
	Quantity	Value (\$)	Quantity	Value (\$)	
SHEET STRIP STAINLESS STEEL	CWT				5144
1 U KINGDOM	3740	191541	40458	2020781	
44 BELG LUX			45	2260	
54 FRANCE			3654	141975	
55 GERMANY W			24	4167	
85 SWEDEN	2256	120602	8947	484646	
559 JAPAN	1034	47926	7088	313695	
990 U STATES	12292	714733	107504	6094568	
	19322	1074802	167720	9062092	
SHEET AND STRIP SILICON STEEL	CWT				5147
1 U KINGDOM	3788	42911	6995	81381	
990 U STATES	29777	647928	303220	6287552	
	33565	690839	310215	6368933	
SHEET STRIP ALLOY STEEL N O P	CWT				5148
1 U KINGDOM			14	1495	
43 AUSTRIA			27	2597	
85 SWEDEN	1	102	43	2864	
990 U STATES	830	23061	11526	257477	
	831	23163	11610	264433	
SHEET AND STRIP FABRICATED NOP	CWT				5149
1 U KINGDOM	544	11127	1468	28166	
44 BELG LUX			138	1403	
55 GERMANY W	36	1388	145	2031	
990 U STATES	1118	31314	20258	421115	
	1698	43829	22009	452715	
BEARING PILE CARBON STEEL	CWT				5152
44 BELG LUX			37143	182793	
55 GERMANY W			5510	27950	
990 U STATES	8565	57374	135315	848217	
	8565	57374	177968	1058960	
WIDE FLANGE BEAMS CARBON N O P	CWT				5153
1 U KINGDOM	46416	264077	346608	1908806	
44 BELG LUX	46518	229401	255775	1277927	
54 FRANCE			1090	5553	
55 GERMANY W	16780	85866	123785	617319	
990 U STATES	176171	1136048	2448946	15304995	
	285885	1715392	3176204	19114600	
STRUCTURALS LARGE OV 6 IN NOP	CWT				5156
1 U KINGDOM	16433	79205	82842	432750	
44 BELG LUX	17530	88129	141775	701872	
54 FRANCE	26397	126403	93734	435317	
55 GERMANY W	2543	12090	13330	67419	
559 JAPAN			6609	39500	
990 U STATES	40041	274567	315823	2079663	
	102944	580394	654113	3756521	
STRUCT INTERMED 3 TO 6 IN NOP	CWT				5157
1 U KINGDOM	14331	75370	30559	172782	
44 BELG LUX	62849	321142	282433	1380540	
54 FRANCE	24444	115605	115647	548004	
55 GERMANY W	1072	5995	10949	52630	
76 NORWAY			508	2110	
559 JAPAN			7748	39916	
990 U STATES	4287	31682	101366	720007	
	106983	549794	549210	2915989	
STRUCTURALS BAR SIZE LESS 3 IN	CWT				5159
1 U KINGDOM	5430	31317	16074	92365	
44 BELG LUX	79790	411223	400649	2039176	
54 FRANCE	7167	33754	65339	312453	
55 GERMANY W	23337	120501	125327	633899	
559 JAPAN	1752	8816	10126	53282	
990 U STATES	8348	55454	78707	590737	
	125824	661065	696222	3721912	
SHEET PILING CARBON STEEL	CWT				5161
1 U KINGDOM			31844	169831	
44 BELG LUX	36065	215581	91361	518354	
54 FRANCE			1159	6480	
55 GERMANY W	2710	14955	21236	110339	
559 JAPAN			3547	19055	
990 U STATES	13753	103258	55449	393216	
	52528	333794	204596	1217275	
STRUCTURAL SHAPES ALLOY STEEL	CWT				5164
1 U KINGDOM			202	11375	
85 SWEDEN	247	11130	940	44681	
990 U STATES	703	22949	3020	164366	
	950	34079	4162	220422	
SASH OR CASEMENT SECTIONS	CWT				5166
1 U KINGDOM	675	5101	6650	46004	
44 BELG LUX	2203	19634	8954	83493	
990 U STATES	2950	38874	21655	304669	
	5828	62609	37259	434166	
STRUCTURALS FABRICATED NOP	CWT				5169
1 U KINGDOM	5171	67449	19035	235635	
44 BELG LUX	24	561	4005	28488	
55 GERMANY W	35	1574	1646	16420	
559 JAPAN			495	4153	
990 U STATES	4601	26254	91149	2055271	
	9831	167838	116330	2339967	
RAILWAY RAILS	CWT				5173
1 U KINGDOM			2876	14041	
44 BELG LUX			1097	5820	
55 GERMANY W	390	1949	12568	60305	
990 U STATES	3430	18698	96199	499866	
	3820	20647	112740	580032	
FISH PLATES SPLICE BARS ETC	CWT				5175
1 U KINGDOM	172	2270	41598	267307	
44 BELG LUX			48	334	

IMPORTS BY COMMODITIES AND COUNTRIES

Commodity and Country	NOVEMBER 1961		JANUARY TO NOVEMBER 1961		Class Number
	Quantity	Value (\$)	Quantity	Value (\$)	
55 GERMANY W	16	78	4484	27770	
990 U STATES	116	2474	12234	132740	
RAILWAY TRACK MATERIAL NOP	304	4822	58364	428151	
1 U KINGDOM	20	218	379	5890	5177
54 FRANCE			163	2187	
990 U STATES	229	4386	1882	59165	
PIPES AND TUBES OF CAST IRON	249	4604	2424	67242	
1 U KINGDOM	34976	150796	252708	1072271	5181
54 FRANCE			2426	11939	
55 GERMANY W			112	878	
614 AUSTRALIA	3247	15184	3508	16284	
990 U STATES	687	21840	10624	222705	
DRILL PIPE	38910	187820	269378	1324077	
990 U STATES	8245	174781	58772	1551149	5182
OIL COUNTRY GOODS STEEL NOP	8245	174781	58772	1551149	
1 U KINGDOM	21455	208068	114467	1101729	5185
54 FRANCE			3331	37476	
55 GERMANY W	1013	9036	21635	222387	
67 ITALY			3161	29402	
559 JAPAN	27012	404173	193978	1945782	
990 U STATES	22303	319392	160280	2392166	
TRANSMISSION PIPE AND FITTINGS	71783	240669	496852	5728942	
1 U KINGDOM			135429	936866	5188
55 GERMANY W	5	74	79086	539709	
990 U STATES	343	12869	43759	760697	
CORRUGATED METAL CULVERT PIPE	348	12943	258274	2237272	
990 U STATES	1156	17723	14222	151784	5189
PRESSURE PIPE FOR BOILERS ETC	1156	17723	14222	151784	
1 U KINGDOM	11375	130261	71807	806515	5191
54 FRANCE			720	14912	
55 GERMANY W			1113	11265	
67 ITALY			36	1097	
85 SWEDEN			343	7543	
86 SWITZRLND	4041	41813	19865	202088	
559 JAPAN	1038	10219	1038	10219	
990 U STATES	3837	88003	45461	1273579	
SEAMLESS TUBES FOR BEARINGS	20291	270296	140383	2327218	
55 GERMANY W			1581	49159	5192
85 SWEDEN	5385	116226	25411	563362	
990 U STATES	9173	251759	68439	1926571	
PIPE FOR PAPER MAKING ROLLS	14558	367985	95431	2539092	
1 U KINGDOM	247	31301	247	31301	5193
990 U STATES	352	22806	2049	82609	
PIPE SEAMLESS COLD DRAWN NOP	599	54107	2296	113910	
1 U KINGDOM	1870	67332	18089	631609	5196
54 FRANCE			874	102434	
55 GERMANY W	117	2414	860	16092	
67 ITALY			234	3846	
85 SWEDEN	616	24976	3646	182628	
559 JAPAN			322	5334	
990 U STATES	11548	345945	110929	3504426	
PIPES IRON OR STEEL N O P	14151	440667	134954	4446369	
1 U KINGDOM	11389	95755	330179	2510047	5197
44 BELG LUX	897	6371	15016	101577	
54 FRANCE	11308	76666	123538	819615	
55 GERMANY W	27929	194843	127252	915525	
67 ITALY			2550	25141	
73 NETHRLNDS	73	1442	1252	19549	
85 SWEDEN	144	7334	1810	65291	
86 SWITZRLND	845	8763	895	10709	
559 JAPAN	1418	9447	31284	233824	
990 U STATES	48382	756242	413587	6627020	
PIPE FITTINGS WELOING TYPE	102392	1157570	1047363	11398298	
1 U KINGDOM		199450		1054233	5198
54 FRANCE				4594	
55 GERMANY W		93233		1197581	
67 ITALY		33928		80397	
73 NETHRLNDS		978		86603	
559 JAPAN		937		8526	
874 MEXICO		21668		21668	
990 U STATES		71749		1203679	
PIPE FITTINGS CDUPLINGS NOP		421943		3657281	
1 U KINGDOM		42568		562911	5199
43 AUSTRIA				438	
54 FRANCE				71	
55 GERMANY W		49794		382032	
67 ITALY		2097		30045	
73 NETHRLNDS		2426		27732	
76 NORWAY				900	
85 SWEDEN		464		5195	
86 SWITZRLND				1301	
559 JAPAN		20887		259842	
990 U STATES		668893		5972808	
		787129		7243275	

IMPORTS BY COMMODITIES AND COUNTRIES

Commodity and Country	NOVEMBER 1961		JANUARY TO NOVEMBER 1961		Class Number
	Quantity	Value (\$)	Quantity	Value (\$)	
WELDING RODS OF ALL KINDS	CWT				5200
1 U KINGDOM	1121	14649	11957	185039	
43 AUSTRIA	4	319	268	10498	
55 GERMANY W			70	7785	
85 SWEDEN	401	3235	791	35895	
559 JAPAN	30	1882	153	7743	
614 AUSTRALIA	3	232	43	1607	
990 U STATES	4619	243600	61060	3011413	
	6178	263917	74342	3259980	
WIRE BARBED FENCING	CWT				5201
1 U KINGDOM	848	7865	37104	318056	
43 AUSTRIA	3619	23210	22950	146320	
44 BELG LUX			7230	53142	
54 FRANCE			3852	28091	
55 GERMANY W	1944	13771	8490	67301	
73 NETHRLNDS	450	3262	2782	20491	
559 JAPAN	80	526	40349	264052	
990 U STATES	15	222	283	3707	
	6956	48856	123040	901160	
WIRE FLAT QUARTER INCH OR LESS	CWT				5203
1 U KINGDOM	104	1326	759	10297	
44 BELG LUX			932	15196	
559 JAPAN			167	2954	
990 U STATES	806	25027	7537	271339	
	910	26353	9395	299786	
WIRE ZINC COATED	CWT				5204
1 U KINGDOM	8923	98443	66406	650381	
43 AUSTRIA	270	1662	3944	23168	
44 BELG LUX	11684	62748	17808	108685	
54 FRANCE	851	7051	10546	78015	
55 GERMANY W	3312	28543	24634	187193	
67 ITALY	13	194	250	3819	
73 NETHRLNDS			2105	13405	
559 JAPAN	1043	7566	14423	100352	
990 U STATES	2775	34665	8264	183666	
	28871	240872	148380	1348684	
WIRE COATED NOP OR COVERED	CWT				5205
1 U KINGDOM	114	4249	1725	46147	
43 AUSTRIA			113	1582	
44 BELG LUX	90	1239	375	5962	
49 DENMARK			12	362	
54 FRANCE			19	987	
55 GERMANY W	54	907	393	11450	
73 NETHRLNDS			20	1129	
76 NORWAY			131	2443	
559 JAPAN			436	6702	
990 U STATES	603	27205	9258	351568	
	861	33600	12482	428332	
WIRE ROPE FOR RIGGING SHIPS	CWT				5206
1 U KINGDOM	7	184	63	1946	
73 NETHRLNDS			102	2043	
990 U STATES			29	519	
	7	184	194	4508	
WIRE ROPE CABLE NOP IRON STEEL	CWT				5207
1 U KINGDOM	4491	105385	36258	831857	
44 BELG LUX	1088	9422	4073	61064	
49 DENMARK			35	1595	
54 FRANCE	1049	14088	11180	146286	
55 GERMANY W	1139	22778	12293	227395	
73 NETHRLNDS	2844	52645	13337	234851	
76 NORWAY	47	907	1595	32149	
85 SWEDEN			135	2655	
86 SWITZRLND	107	4835	107	4835	
559 JAPAN	797	9051	20949	237666	
990 U STATES	418	43962	6030	417194	
	11980	263073	105992	2197547	
WIRE STEEL FOR UPHOL SPRINGS	CWT				5208
559 JAPAN	1567	13922	15956	138363	
990 U STATES			26	316	
	1567	13922	15982	138679	
WIRE STEEL FOR CORSET STEELS	CWT				5209
1 U KINGDOM	45	1838	657	24782	
55 GERMANY W			26	614	
990 U STATES	122	8529	926	53499	
	167	10367	1609	78895	
WIRE STEEL FOR MFR WIRE ROPE	CWT				5210
1 U KINGDOM	18545	235329	225004	2734593	
44 BELG LUX	26	627	26	627	
54 FRANCE	20	228	20	228	
55 GERMANY W	4286	51037	56071	681500	
559 JAPAN	2369	23831	31686	319960	
990 U STATES	13	2231	3304	76892	
	25259	313283	316111	3813800	
WIRE ROPE STEEL COMML FISHING					5211
1 U KINGDOM		57798		296477	
44 BELG LUX				2532	
49 DENMARK		154		993	
55 GERMANY W				5282	
73 NETHRLNDS				415	
76 NORWAY				1818	
559 JAPAN				2023	
990 U STATES				26109	
		57952		344619	
WIRE ROPE CABLE STEEL USED	CWT				5213
1 U KINGDOM			815	12404	
55 GERMANY W			188	747	

IMPORTS BY COMMODITIES AND COUNTRIES

Commodity and Country	NOVEMBER 1961		JANUARY TO NOVEMBER 1961		Class Number
	Quantity	Value (\$)	Quantity	Value (\$)	
990 U STATES			16619	69199	
WIRE OF IRON OR STEEL N O P	CWT		17622	82350	5214
1 U KINGDOM	3070	67239	41143	561920	
43 AUSTRIA	1645	8953	14353	77191	
44 BELG LUX	3010	18824	17567	123117	
54 FRANCE	1500	7940	18126	97699	
55 GERMANY W	931	6836	17068	96579	
67 ITALY			580	3289	
73 NETHRLNDS			3883	25830	
85 SWEDEN	15	1030	3053	131393	
559 JAPAN	10451	66741	31141	211255	
990 U STATES	3265	133641	31702	1034598	
	23887	311204	178616	2362871	
WIRE FENCING NOT LESS 080 INCH					5215
1 U KINGDOM		4250		223981	
44 BELG LUX		3170		7988	
54 FRANCE				3243	
55 GERMANY W				2775	
73 NETHRLNDS		724		8696	
990 U STATES		7185		79602	
		15329		326285	
WIRE FENCING WOVEN N O P					5216
1 U KINGDOM		490		4832	
43 AUSTRIA				393	
44 BELG LUX				11682	
55 GERMANY W				1741	
73 NETHRLNDS		649		4430	
990 U STATES		527		15817	
		1666		38895	
WIRE NETTING FOR FUR FARMS					5217
1 U KINGDOM				25910	
44 BELG LUX		799		1332	
54 FRANCE		1939		1939	
990 U STATES		844		13637	
		3582		42818	
WIRE SCREENS DOORS WINDOWS					5218
55 GERMANY W				486	
990 U STATES		11086		101536	
		11086		102022	
WIRE MESH IN ACETATE FILM					5219
1 U KINGDOM		237		4953	
614 AUSTRALIA		608		10103	
990 U STATES		2141		14488	
		2986		29544	
WIRE CLOTH OR SCREEN OF IRON					5220
1 U KINGDOM		3159		33547	
44 BELG LUX		609		6898	
54 FRANCE		1534		4181	
55 GERMANY W		2936		44931	
73 NETHRLNDS		2615		29783	
86 SWITZRLND				6711	
559 JAPAN		3456		133614	
990 U STATES		10417		263050	
		24726		522715	
WIRE NETTING OF IRON OR STEEL					5221
1 U KINGDOM		5009		79686	
43 AUSTRIA				15769	
44 BELG LUX		2467		53259	
54 FRANCE				602	
55 GERMANY W		129		97824	
73 NETHRLNDS		26503		114986	
559 JAPAN				58757	
990 U STATES		1050		26965	
		35158		447848	
WIRE ROPE FOR WELL DRILLING	CWT				5223
559 JAPAN	350	4761	5273	74302	
990 U STATES			51	1485	
	350	4761	5324	75787	
WELDED WIRE FABRIC REINFORCING	CWT				5224
1 U KINGDOM	288	3306	303	3462	
44 BELG LUX	3927	22853	44312	254283	
54 FRANCE			2012	10937	
55 GERMANY W			30	208	
67 ITALY			1806	29322	
73 NETHRLNDS	222	1292	409	2635	
559 JAPAN	479	2697	5827	39259	
990 U STATES	106	1784	1636	35811	
	5022	31932	56335	375917	
WIRE ROPE FOR LOGGING	CWT				5225
1 U KINGDOM	77	3127	5464	124263	
44 BELG LUX			38	568	
55 GERMANY W			55	935	
73 NETHRLNDS			1688	26321	
559 JAPAN	857	12462	11332	172400	
990 U STATES	150	914	4004	17417	
	1084	16503	22581	341904	
CABLE CHAIN FOR SHIPS	CWT				5231
1 U KINGDOM	78	1917	5380	80528	
54 FRANCE			968	1306	
85 SWEDEN			527	6924	
990 U STATES	1033	7910	9629	102769	
	1111	9827	16504	191527	
COIL CHAIN 9 EIGHTHS AND OVER	CWT				5232
1 U KINGDOM	4616	52108	11891	137262	
55 GERMANY W			813	7254	

IMPORTS BY COMMODITIES AND COUNTRIES

Commodity and Country	NOVEMBER 1961		JANUARY TO NOVEMBER 1961		Class Number
	Quantity	Value (\$)	Quantity	Value (\$)	
73 NETHRLNDS	3	624	83	2242	
85 SWEDEN			531	6927	
990 U STATES	260	4876	3528	59147	
COIL CHAIN UNDER 9 EIGHTHS IN	4879	57608	16846	212632	5233
1 U KINGDOM	182	4642	2565	51710	
43 AUSTRIA	787	9158	5453	66398	
44 BELG LUX	285	3870	309	4243	
55 GERMANY W	121	1499	5249	68770	
73 NETHRLNDS	96	2201	172	3572	
990 U STATES	131	3037	3384	85124	
SPROCKET CHAIN FOR AGRIC IMPL	1602	24407	17132	279817	5234
55 GERMANY W		30897		276759	
559 JAPAN				11746	
990 U STATES		41751		648817	
SILENT CHAIN ROLLER CHAIN		72648		937322	5235
1 U KINGDOM		58572		949016	
43 AUSTRIA		1723		15600	
49 DENMARK				5018	
54 FRANCE				2340	
55 GERMANY W		38831		220052	
85 SWEDEN		150		1678	
86 SWITZRLND				352	
246 CZECHO S				4837	
559 JAPAN		12514		95084	
990 U STATES		199496		1643695	
CHAINS N O P		311286		2937672	5236
1 U KINGDOM		11604		89612	
43 AUSTRIA				5358	
49 DENMARK		202		202	
54 FRANCE				213	
55 GERMANY W		800		39653	
85 SWEDEN				1843	
86 SWITZRLND				2251	
559 JAPAN		208		13817	
614 AUSTRALIA				880	
990 U STATES		77389		608503	
DIESEL ENGINE PARTS N O P		90203		762332	5240
1 U KINGDOM		212012		1978573	
43 AUSTRIA		344		3754	
49 DENMARK		5818		49333	
54 FRANCE		785		8211	
55 GERMANY W		10100		175047	
67 ITALY		911		6070	
73 NETHRLNDS		3448		72888	
85 SWEDEN		2628		32105	
86 SWITZRLND		150		8572	
559 JAPAN				9159	
990 U STATES		878859		9892240	
AUTOMOBILE ENGINES AND PARTS		1115055		12235952	5242
NO	87	63906	327	679634	
1 U KINGDOM		137	36	27277	
54 FRANCE	1	114856	62	779017	
55 GERMANY W			3	6502	
67 ITALY			2	487	
85 SWEDEN		535		3453	
614 AUSTRALIA					
990 U STATES	2577	1941919	16158	12309931	
ENGINES GAS MARINE AND PARTS		2665	16588	13806301	5244
NO		557	18	42671	
1 U KINGDOM			8	1848	
49 DENMARK			50	13414	
55 GERMANY W			283	89661	
85 SWEDEN	50	13972	579	851480	
990 U STATES	29	45803	938	999074	
ENGINES MOTOR TRUCK AND PARTS		79			5245
NO		2182	22	60904	
1 U KINGDOM			190	54513	
55 GERMANY W			4	1774	
559 JAPAN					
990 U STATES	758	769339	10055	11419645	
ENGINES FISHING BOAT AND PARTS		758	10271	11536836	5246
NO		1995	24	12003	
1 U KINGDOM		621		7656	
85 SWEDEN					
990 U STATES	12	12126	157	207138	
PARTS OF AIRCRAFT ENGINES		12	181	226797	5248
1 U KINGDOM		2698073		22714403	
44 BELG LUX				11874	
49 DENMARK				6603	
73 NETHRLNDS				2035	
848 CUBA				2367	
874 MEXICO				107	
990 U STATES		2505444		24360731	
ENGINES UP TO 1 AND 1 HALF H P		5203517		47098120	5251
NO	1	53	9	1035	
1 U KINGDOM	4	249	70	7140	
990 U STATES	5	302	79	8175	
ENGINES GAS N O P AND PARTS					5252
NO	50	18645	108	107945	
1 U KINGDOM					

IMPORTS BY COMMODITIES AND COUNTRIES

Commodity and Country	NOVEMBER 1961		JANUARY TO NOVEMBER 1961		Class Number
	Quantity	Value (\$)	Quantity	Value (\$)	
43 AUSTRIA			422	287777	
55 GERMANY W	89	29446	253	46624	
67 ITALY			105	5415	
85 SWEDEN	5	1315	53	17902	
86 SWITZRLND				5224	
559 JAPAN	15	1143	19	3139	
564 KOREA	5	2383	5	2383	
990 U STATES	2978	727094	120495	11402575	
ENGINES STEAM N O P AND PARTS	3142	780026	121460	11619984	
1 U KINGDOM	1	18320	8	389313	5253
54 FRANCE				20140	
55 GERMANY W		87		1821	
85 SWEDEN				122	
86 SWITZRLND				9656	
990 U STATES	10	80495	143	1295119	
FIRE ENGINES MACHINES AND PTS	11	98902	151	1716171	
1 U KINGDOM			48	74494	5254
990 U STATES	9	33766	190	471222	
LOCOMOTIVES RAILWAY N O P	9	33766	238	545716	
990 U STATES	7	221232	14	298058	5255
LOCOMOTIVE CHASSIS TOPS WHEELS	7	221232	14	298058	
1 U KINGDOM				1169	5256
990 U STATES		20364		550327	
LOCOMOTIVES SAWMILL MINING PTS		20364		551496	
1 U KINGDOM	1	10615	16	198309	5257
990 U STATES	2	52354	23	805401	
ENGINES AIRCRAFT UP TO 200 HP	3	62969	39	1003710	
990 U STATES	33	42952	486	500676	5258
ENGINES AIRCRAFT 201 TO 500 HP	33	42952	486	500676	
1 U KINGDOM	2	1445	3	1762	5259
990 U STATES	9	23521	280	1053273	
ENGINES AIRCRAFT 501 TO 1000HP	11	24966	283	1055035	
990 U STATES			38	163120	5260
ENGINES AIRCRAFT OVER 1000 HP			38	163120	
1 U KINGDOM	10	1579960	198	29407100	5261
848 CUBA			1	75000	
990 U STATES	27	2195427	259	12197654	
ENGINES MARINE DIESEL	37	3775387	458	41679754	
1 U KINGDOM	16	34690	403	1244001	5265
49 DENMARK	2	71328	3	92028	
55 GERMANY W	8	3942	22	43191	
73 NETHRLNDS	1	28372	20	537923	
85 SWEDEN	11	14277	25	23345	
559 JAPAN			29	6689	
990 U STATES	34	109329	465	1890917	
ENGINES MOTOR VEHICLE DIESEL	72	261938	967	3838094	
1 U KINGDOM	47	101019	430	1058782	5266
55 GERMANY W	1	2000	6	9686	
559 JAPAN			1	2425	
990 U STATES	73	218689	570	1471350	
ENGINES LOCOMOTIVE DIESEL	121	321708	1007	2542243	
1 U KINGDOM			14	62251	5267
990 U STATES			58	559648	
ENGINES DIESEL SEMI DIESEL NOP			72	621899	
1 U KINGDOM	126	682042	2001	4152517	5268
54 FRANCE			4	1712	
55 GERMANY W	19	18288	118	144531	
559 JAPAN	3	3154	34	10175	
614 AUSTRALIA	3	1006	3	1006	
785 VENEZUELA			3	37500	
954 ST PIERRE			4	1600	
990 U STATES	172	420844	1520	3547678	
POWER BOILERS	323	1125334	3687	7896719	
1 U KINGDOM				3270	5274
55 GERMANY W				961	
990 U STATES		109626		1042798	
POWER BOILER PARTS		109626		1047029	
1 U KINGDOM		24510		60912	5275
44 BELG LUX		342		399	
55 GERMANY W				117	
85 SWEDEN				167989	
990 U STATES		60947		1145930	
OUTBOARD MOTORS		85799		1375347	
1 U KINGDOM	4	455	478	40835	5280
67 ITALY			2	210	
85 SWEDEN			214	84034	
614 AUSTRALIA			2	609	
990 U STATES	235	95136	5837	1543540	
	239	95391	6533	1669228	

IMPORTS BY COMMODITIES AND COUNTRIES

Commodity and Country	NOVEMBER 1961		JANUARY TO NOVEMBER 1961		Class Number
	Quantity	Value (\$)	Quantity	Value (\$)	
OUTBOARD MOTOR PARTS					5283
1 U KINGDOM		57		3100	
44 BELG LUX				8012	
55 GERMANY W		150		534	
524 MALAYA				393	
813 BAHAMAS				3047	
990 U STATES		264326		5154846	
		264533		5169932	
CREAM SEPARATOR PARTS					5290
1 U KINGDOM		131		131	
49 DENMARK				4254	
53 FINLAND				1939	
55 GERMANY W		176		3885	
85 SWEDEN		777		32535	
990 U STATES		13538		93241	
		14622		135985	
CREAM SEPARATORS	NO				5292
49 DENMARK			5	9701	
55 GERMANY W	450	52035	2315	209809	
85 SWEDEN	128	16496	6737	558901	
990 U STATES	4	7451	71	206568	
	582	75982	9128	984979	
MILK CLARIFIERS AND PARTS					5293
85 SWEDEN		126		5144	
990 U STATES		93		10224	
		219		15368	
MILKING MACHINES AND PARTS					5294
1 U KINGDOM				1261	
55 GERMANY W				32130	
85 SWEDEN		5978		52997	
86 SWITZRLND				1744	
990 U STATES		149360		2332403	
		155338		2420535	
PASTEURIZERS DAIRY AND PARTS	NO				5295
1 U KINGDOM			21	74954	
85 SWEDEN		9932		48742	
990 U STATES	6	29175	171	277767	
	6	39107	192	401463	
POWER DAIRY MACHINERY AND PTS					5296
1 U KINGDOM		223		69801	
49 DENMARK				2714	
54 FRANCE		115		1211	
55 GERMANY W				28413	
85 SWEDEN		909		4465	
86 SWITZRLND				2491	
990 U STATES		146302		3018425	
		147549		3149520	
FORKS PRONGED	DOZ				5301
1 U KINGDOM			108	2221	
55 GERMANY W	1259	6206	3743	31486	
559 JAPAN			1438	16610	
990 U STATES	20	440	145	3351	
	1279	6646	5434	53668	
HARVESTERS AND PARTS	NO				5302
1 U KINGDOM				13646	
49 DENMARK			115	40794	
990 U STATES	6	67448	746	2336295	
	6	67448	861	2390735	
HAY LOADERS AND PARTS	NO				5303
990 U STATES		978	188	46538	
		978	188	46538	
MOWING MACHINES AND PARTS	NO				5305
1 U KINGDOM			9	8563	
53 FINLAND			25	5190	
55 GERMANY W			129	26710	
85 SWEDEN			36	10070	
990 U STATES	340	186915	6547	3030883	
	340	186915	6746	3081416	
POTATO DIGGERS PLANTERS PARTS	NO				5306
1 U KINGDOM	1	413	21	10108	
55 GERMANY W			1	2214	
990 U STATES	5	3961	617	919357	
	6	4374	639	931679	
HAY RAKES TEDDERS AND PARTS	NO				5307
1 U KINGDOM			37	11719	
49 DENMARK			25	7199	
73 NETHRLNDS		75	1011	247440	
990 U STATES	252	121037	6414	2441885	
	252	121112	7487	2708243	
RAKES N O P	DOZ				5308
1 U KINGDOM	279	1973	1029	8386	
44 BELG LUX			400	1544	
55 GERMANY W	250	1456	6129	33352	
85 SWEDEN			6	51	
559 JAPAN	50	233	13081	31833	
990 U STATES	350	1669	11161	70252	
	929	5331	31806	145418	
SCYTHES	00Z				5310
1 U KINGDOM	100	1971	432	7741	
43 AUSTRIA	126	2166	2168	39493	
54 FRANCE	510	8553	510	8553	
55 GERMANY W	456	8316	671	12083	
85 SWEDEN	45	644	458	7309	
990 U STATES			813	14383	
	1237	21650	5052	89562	

IMPORTS BY COMMODITIES AND COUNTRIES

Commodity and Country	NOVEMBER 1961		JANUARY TO NOVEMBER 1961		Class Number
	Quantity	Value (\$)	Quantity	Value (\$)	
SICKLES OR REAPING HOOKS	DOZ				5311
1 U KINGDOM			183	821	
55 GERMANY W			83	559	
990 U STATES			679	5791	
			945	7171	
CULTIVATORS SCUFFLERS AND PTS					5321
1 U KINGDOM		1185		312099	
49 DENMARK				30227	
54 FRANCE				31746	
55 GERMANY W		2200		6369	
73 NETHRLNDS				642	
86 SWITZRLND				237	
559 JAPAN		5765		8769	
990 U STATES		153312		6944844	
		162462		7334933	
DRILLS SEED SEEDERS AND PARTS					5322
1 U KINGDOM		1125		2005	
990 U STATES		192739		1498216	
		193864		1500221	
HARROWS DISC AND PARTS					5323
1 U KINGDOM				1573	
990 U STATES		90206		1620600	
		90206		1622173	
HARROWS AND PARTS N O P					5324
1 U KINGDOM		3408		79773	
55 GERMANY W				1108	
86 SWITZRLND				13421	
990 U STATES		34287		684932	
		37695		779234	
HOES	DOZ				5325
1 U KINGDOM	55	450	190	1368	
55 GERMANY W	383	2037	818	4315	
85 SWEDEN	2	80	14	532	
559 JAPAN			1881	10514	
990 U STATES	10	94	862	11038	
	450	2661	3765	27767	
PLOUGHS DISC AND PARTS					5326
1 U KINGDOM				51	
990 U STATES		22276		464623	
		22276		464674	
PLOUGHS AND PARTS N O P					5327
1 U KINGDOM		2011		77173	
55 GERMANY W		66		1347	
73 NETHRLNDS		670		670	
990 U STATES		225372		2527448	
		228119		2606638	
ROLLERS FARM OR LAWN AND PARTS	NO				5328
990 U STATES	9	1862	1145	90137	
	9	1862	1145	90137	
FANNING MILL PEAVINERS AND PTS	NO				5331
54 FRANCE			6	3287	
990 U STATES	26	88281	410	993404	
	26	88281	416	996691	
HARVESTER COMBINES AND PARTS	NO				5332
1 U KINGDOM	1	10355	3	86889	
54 FRANCE				1204	
55 GERMANY W		666	35	88838	
990 U STATES	67	524052	3199	19295567	
	68	535073	3237	19472498	
THRESHING MACHINE SEPARATORS	NO				5333
990 U STATES	3	320	47	12666	
	3	320	47	12666	
THRESHING MACHINE PARTS					5334
990 U STATES		103		34184	
		103		34184	
ELECT GENERATORS FARM AND PTS					5342
1 U KINGDOM		1076		3799	
990 U STATES		11161		82212	
		12237		86011	
FODDER FEED CUTTERS AND PARTS	NO				5343
990 U STATES	38	19467	147	90367	
	38	19467	147	90367	
FRUIT VEGETABLE GRADING MACH					5344
1 U KINGDOM				38918	
55 GERMANY W				4054	
73 NETHRLNDS		568		4654	
990 U STATES		55023		1139092	
		55591		1186718	
GRAIN HAY GRINDERS AND PARTS	NO				5345
85 SWEDEN			2	1096	
874 MEXICO				191	
990 U STATES	203	67396	1111	522647	
	203	67396	1113	523934	
HAY PRESSES AND PARTS	NO				5346
1 U KINGDOM		13224		110456	
54 FRANCE		129	85	79608	
55 GERMANY W				5556	
990 U STATES	463	699682	5923	8812052	
	463	713035	6008	9014672	
MANURE SPREADERS AND PARTS	NO				5350
1 U KINGDOM		1894		10939	
49 DENMARK		776	12	776	
990 U STATES	331	168833	5526	2509778	
	343	171503	5538	2521493	
POST HOLE DIGGERS AND PARTS	NO				5352
990 U STATES	62	6512	4320	224933	
	62	6512	4320	224933	

IMPORTS BY COMMODITIES AND COUNTRIES

Commodity and Country	NOVEMBER 1961		JANUARY TO NOVEMBER 1961		Class Number
	Quantity	Value (\$)	Quantity	Value (\$)	
SPADES AND SHOVELS M O P	DOZ				5 3 5 3
1 U KINGDOM	278	4696	6334	83261	
55 GERMANY W			249	2961	
73 NETHRLNDS			15	210	
78 PORTUGAL			115	1026	
516 HONG KONG	58	144	213	1344	
559 JAPAN			3489	32592	
990 U STATES	19	643	1495	20956	
	355	5483	11910	142350	
SPRAYING AND DUSTING MACHINES					5 3 5 4
1 U KINGDOM		285		53268	
55 GERMANY W		91		8780	
67 ITALY				1228	
516 HONG KONG				421	
559 JAPAN				2040	
990 U STATES		88049		2233739	
		88425		2299476	
TRACTION DITCHING MACH AND PTS	NO				5 3 5 6
1 U KINGDOM			1	1204	
55 GERMANY W			2	891	
990 U STATES	7	73011	153	969575	
	7	73011	156	971670	
TRACTORS	NO				5 3 5 7
1 U KINGDOM	382	646350	8303	12872235	
54 FRANCE	40	51780	176	260931	
55 GERMANY W	1	1216	142	415057	
67 ITALY			142	198206	
85 SWEDEN			30	5504	
785 VENEZUELA	3	4514	3	4514	
990 U STATES	1251	3253100	21551	71735122	
	1677	3956960	30347	85491569	
TRACTOR PARTS AND ACCESSORIES					5 3 5 8
1 U KINGDOM		254759		2359811	
49 DENMARK		624		6707	
54 FRANCE		100		5343	
55 GERMANY W		11097		93593	
67 ITALY		1404		17857	
73 NETHRLNDS		13176		25298	
85 SWEDEN				22754	
86 SWITZRLNO				18583	
559 JAPAN				6938	
990 U STATES		3430581		40835321	
		3711741		43392205	
PRUNING HOOKS SHEARS DEHORNERS					5 3 6 2
1 U KINGDOM		4542		10388	
44 BELG LUX				2862	
49 DENMARK				150	
54 FRANCE				234	
55 GERMANY W				9409	
67 ITALY		4659		23500	
76 NORWAY				350	
86 SWITZRLND				3526	
559 JAPAN				1604	
990 U STATES		5894		123998	
		15095		176021	
AGRIC IMPLEMENTS NOP AND PARTS					5 3 6 3
1 U KINGDOM		75007		604303	
44 BELG LUX				1110	
49 DENMARK		12565		23951	
54 FRANCE		130		7582	
55 GERMANY W		1754		87960	
67 ITALY		373		541	
73 NETHRLNDS		43428		72060	
85 SWEDEN		166		6277	
86 SWITZRLND				2838	
559 JAPAN		732		87301	
614 AUSTRALIA				204	
990 U STATES		1314548		20868520	
		1448703		21762647	
KNIVES AND FORKS TABLE					5 3 7 1
1 U KINGDOM		20112		142231	
43 AUSTRIA		1233		4924	
44 BELG LUX		1567		1567	
49 DENMARK		1247		16057	
53 FINLAND		340		1788	
54 FRANCE		882		2124	
55 GERMANY W		16781		77995	
67 ITALY				819	
73 NETHRLNDS		1013		3319	
76 NORWAY				380	
85 SWEDEN		359		14255	
86 SWITZRLND				513	
516 HONG KONG		2551		3303	
519 INDIA		647		3660	
559 JAPAN		73787		772257	
583 THAILAND		51		192	
668 U S OCEA		3708		7963	
990 U STATES		23811		162692	
		148089		1216039	
POCKET KNIVES					5 3 7 2
1 U KINGDOM		20647		188654	
54 FRANCE		514		1514	
55 GERMANY W		18360		172884	
67 ITALY		1658		13429	
82 SPAIN				395	
85 SWEDEN		67		869	

IMPORTS BY COMMODITIES AND COUNTRIES

Commodity and Country	NOVEMBER 1961		JANUARY TO NOVEMBER 1961		Class Number
	Quantity	Value (\$)	Quantity	Value (\$)	
86 SWITZRLND		1226		5676	
559 JAPAN		1504		39643	
990 U STATES		8280		87509	
RAZORS N O P AND PARTS		52256		510573	5373
1 U KINGDOM		225		18728	
54 FRANCE		106		752	
55 GERMANY W		2515		20368	
559 JAPAN		523		1371	
990 U STATES		12253		436752	
SAFETY RAZOR BLADES		15622		477971	5374
1 U KINGDOM	DOZ	129993	1209692	158575	
49 DENMARK			68749	4699	
55 GERMANY W	833	118	180011	10007	
64 IRELAND			29166	1330	
85 SWEDEN			14450	620	
246 CZECHO S			29166	588	
559 JAPAN			5000	714	
990 U STATES		17358	2722163	206643	
SCISSORS AND SHEARS N O P		282704	4258397	383176	5375
1 U KINGDOM		22179		182487	
54 FRANCE				3763	
55 GERMANY W		61068		446139	
67 ITALY		16092		74877	
73 NETHRLNDS				1377	
86 SWITZRLND				360	
516 HONG KONG		107		574	
527 PAKISTAN				13587	
559 JAPAN		4228		75204	
990 U STATES		37013		359753	
OTHER KNIVES N O P		140687		1158121	5376
1 U KINGDOM		3299		50718	
43 AUSTRIA				979	
49 DENMARK				435	
53 FINLAND		62		1719	
54 FRANCE		973		5827	
55 GERMANY W		21938		165616	
67 ITALY				1036	
85 SWEDEN		2270		17875	
86 SWITZRLND		123		2358	
516 HONG KONG		100		663	
519 INDIA		598		598	
559 JAPAN		6451		48488	
990 U STATES		28291		133734	
SPOONS		64105		430046	5377
1 U KINGDOM		6586		19734	
43 AUSTRIA		756		2609	
44 BELG LUX		726		726	
49 DENMARK		707		7091	
53 FINLAND		53		657	
55 GERMANY W		4070		22065	
67 ITALY		245		2327	
73 NETHRLNDS		1632		5818	
76 NORWAY				89	
85 SWEDEN		177		6901	
246 CZECHO S		615		615	
516 HONG KONG		365		365	
559 JAPAN		36034		265642	
668 U S OCEA		3690		7009	
990 U STATES		4649		31304	
KNIVES BUTCHER AND KITCHEN		60305		372952	5378
1 U KINGDOM		16378		117815	
49 DENMARK				103	
54 FRANCE		639		12362	
55 GERMANY W		12179		107677	
73 NETHRLNDS		2176		2176	
85 SWEDEN		308		2347	
86 SWITZRLND		1863		12807	
516 HONG KONG		133		584	
519 INDIA				200	
559 JAPAN		2467		132067	
668 U S OCEA				1486	
990 U STATES		18846		160573	
HINGES AND BUTTS	LB	54989		550197	5381
1 U KINGDOM		28248	8887	300043	77239
43 AUSTRIA		13677	3058	19107	4188
44 BELG LUX				15846	5379
55 GERMANY W		23058	9776	186296	53299
67 ITALY				741	494
73 NETHRLNDS				4204	1230
82 SPAIN				2180	755
85 SWEDEN		25007	8366	211616	60819
559 JAPAN		90077	18497	692096	133298
990 U STATES		63491	53924	773984	579588
CUT NAILS	CWT	243558	102508	2206113	916289
1 U KINGDOM				40	824
85 SWEDEN				32	727
559 JAPAN				201	3153
990 U STATES		532	18231	3509	140790
		532	18231	3782	145494

IMPORTS BY COMMODITIES AND COUNTRIES

Commodity and Country	NOVEMBER 1961		JANUARY TO NOVEMBER 1961		Class Number
	Quantity	Value (\$)	Quantity	Value (\$)	
TACKS ALL KINDS N O P	LB				5 393
1 U KINGDOM	6 024	12 44	28 824	66 46	
55 GERMANY W			17 094	7 499	
559 JAPAN	715	296	3 397	1 171	
990 U STATES	4 067	2 062	5 0219	2 1094	
	10 806	3 602	99 534	36 410	
WIRE NAILS OVER ONE INCH	CWT				5 394
1 U KINGDOM	1 384	124 79	29 725	241 530	
43 AUSTRIA			17 755	109 059	
44 BELG LUX	200	1581	9 131	65 765	
55 GERMANY W	7	349	16 268	104 610	
67 ITALY			1 959	12 138	
73 NETHRLNDS	225	1477	28 089	185 264	
85 SWEDEN	105	869	465	5 761	
246 CZECHO S			39 519	180 133	
277 POLAND			3 125	21 331	
559 JAPAN	698	48 38	69 657	518 910	
990 U STATES	444	1 7953	6 655	169 119	
	3 063	39 546	222 348	1 613 620	
NAILS BRADS AND SPIKES N O P	LB				5 395
1 U KINGDOM	4 182	641	55 196	10 995	
55 GERMANY W	2 700	982	24 172	8 748	
85 SWEDEN			400	102	
559 JAPAN	1 905	642	64 606	100 59	
990 U STATES	1 5548	59 76	158 517	644 34	
	24 335	82 41	302 891	94 338	
HAND SEWING NEEDLES					5 400
1 U KINGDOM		45 76		422 79	
55 GERMANY W				81 19	
246 CZECHO S		219		915	
516 HONG KONG				950	
559 JAPAN		115		53 18	
990 U STATES		586		39 63	
		54 96		615 44	
SPRING BEARD AND LATCH NEEDLES	M				5 401
1 U KINGDOM	41	2 383	1 020	45 386	
54 FRANCE			23	14 92	
55 GERMANY W	325	11 688	1 612	56 901	
86 SWITZRLND	2	234	118	96 39	
246 CZECHO S			20	447	
990 U STATES	1 397	80 481	8 634	486 468	
	1 765	94 786	11 427	600 333	
NEEDLES N O P					5 402
1 U KINGDOM		179 28		316 250	
44 BELG LUX				192 35	
55 GERMANY W		88 96		915 44	
67 ITALY		12 18		136 64	
73 NETHRLNDS				2 600	
86 SWITZRLNO		151		334 8	
246 CZECHO S		389		23 27	
516 HONG KONG				14 97	
559 JAPAN		61 22		34 716	
990 U STATES		182 43		176 705	
		529 47		661 886	
PINS N O P	LB				5 403
1 U KINGDOM	49 227	50 239	37 4011	32 0073	
54 FRANCE	100	432	3 146	25 15	
55 GERMANY W	2 577	1306	17 873	156 67	
82 SPAIN			1 588	446	
246 CZECHO S	3 207	12 65	23 200	116 40	
559 JAPAN	2043	1700	8893	74 42	
990 U STATES	7 579	142 62	51 397	896 77	
	64 733	69 204	480 108	447 460	
PINS FOR MARKING SYSTEMS	LB				5 404
1 U KINGDOM			628	481	
990 U STATES	4994	7419	23 237	38 356	
	4994	7419	23 865	38 837	
NUTS AND BOLTS WASHERS RIVETS	LB				5 411
1 U KINGDOM	197 270	53 881	223 7648	595 931	
43 AUSTRIA	50 427	10 109	94 598	178 77	
44 BELG LUX	87 173	13 232	40 8047	49 110	
53 FINLAND			316	682	
54 FRANCE	373 903	50 754	127 1657	186 029	
55 GERMANY W	37 657	144 34	43 4931	136 276	
67 ITALY	9347	20 34	64 354	136 30	
73 NETHRLNDS	5 909	17 64	40 698	100 06	
85 SWEDEN	1 320	10 62	20 6889	63 479	
86 SWITZRLNO	8	68	367	1245	
288 YUGO SLAV	62 582	58 92	45 1541	49 316	
516 HONG KONG			118	118	
559 JAPAN	11 7783	20 423	101 4498	155 993	
614 AUSTRALIA			2375	700	
990 U STATES	78 3469	43 1214	715 0769	396 2853	
	172 6848	60 4867	1337 8806	5243 245	
MACHINE AND OTHER SCREWS N O P					5 412
1 U KINGDOM		39 36		375 30	
43 AUSTRIA		577		2208	
44 BELG LUX		3248		22055	
54 FRANCE		964		2950	
55 GERMANY W		1060		20278	
64 IRELAND		16002		16002	
73 NETHRLNDS				2267	
85 SWEDEN		557		5255	
86 SWITZRLND		115		563	
516 HONG KONG				80	
559 JAPAN		11114		59628	

IMPORTS BY COMMODITIES AND COUNTRIES

Commodity and Country	NOVEMBER 1961		JANUARY TO NOVEMBER 1961		Class Number
	Quantity	Value (\$)	Quantity	Value (\$)	
886 P RICO				8018	
990 U STATES		271428		2332288	
WOOD SCREWS OF IRON OR STEEL		309001		2509122	
1 U KINGDOM		958		20371	5413
43 AUSTRIA		4423		9576	
44 BELG LUX		3627		15602	
54 FRANCE				886	
55 GERMANY W		1628		22164	
85 SWEDEN		5016		24470	
246 CZECHO S		695		1182	
516 HONG KONG		1177		3662	
559 JAPAN		20202		50806	
886 P RICO				15721	
990 U STATES		10594		122562	
FISH HODKS COMMERCIAL		48320		287062	
1 U KINGDOM				4057	5421
76 NORWAY		3639		44437	
559 JAPAN				3188	
990 U STATES		2054		20962	
HARDWARE N O P		5693		72644	
1 U KINGDOM		86026		555703	5422
43 AUSTRIA				7390	
49 DENMARK				51	
54 FRANCE				7493	
55 GERMANY W		19135		99234	
67 ITALY		10703		18419	
73 NETHRLNDS		6556		43314	
82 SPAIN		1999		1999	
85 SWEDEN		10309		45485	
246 CZECHO S				3740	
516 HONG KONG				327	
559 JAPAN		6038		89429	
990 U STATES		474046		4426838	
LOCKS OF IRON OR STEEL		614812		5299422	
1 U KINGDOM		5482		57153	5423
49 DENMARK		74		74	
54 FRANCE				654	
55 GERMANY W		18733		68605	
67 ITALY				5572	
85 SWEDEN				118	
86 SWITZRLND				3839	
262 HUNGARY				1030	
516 HONG KONG		2637		5536	
559 JAPAN		1072		7137	
990 U STATES		88881		875757	
SKATES ICE AND PARTS		116879		1025475	
1 U KINGDOM	PAIR	205	1319	3671	15948
43 AUSTRIA				55	413
990 U STATES		446	583	828	1892
SKATES ROLLER AND PARTS		651	1902	4554	18253
1 U KINGDOM	PAIR	17	83	2222	3765
559 JAPAN		550	375	8198	6856
990 U STATES		1037	3599	8476	42810
CARPET SWEEPERS		1604	4057	18896	53431
1 U KINGDOM	NO	75	448	1574	7609
886 P RICO		260	2355	1564	13790
990 U STATES		986	5334	9792	44555
CLEANERS ELECTRIC VACUUM		1321	8137	12930	69954
1 U KINGDOM	NO	1262	32816	5674	124562
49 DENMARK		116	5343	546	21420
55 GERMANY W				16	1097
67 ITALY		30	3586	505	15149
73 NETHRLNDS		515	12490	5912	131945
85 SWEDEN				351	24882
559 JAPAN		1	250	1	250
990 U STATES		10192	389465	84397	3303259
CLEANERS HAND VACUUM AND PARTS		12116	443950	97402	3622564
1 U KINGDOM			62759		403716
49 DENMARK			355		4279
55 GERMANY W			162		1507
73 NETHRLNDS			505		3340
85 SWEDEN			4896		13993
516 HONG KONG					803
559 JAPAN					8809
886 P RICO					6394
990 U STATES			185715		1859156
CLOTHES WRINGERS DOMESTIC			254392		2301997
990 U STATES			10454		96043
SEWING MACHINES DOMESTIC			10454		96043
1 U KINGDOM	NO	5672	167664	32721	833094
54 FRANCE				3261	103866
55 GERMANY W		958	67704	2603	184081
67 ITALY				1155	7132
73 NETHRLNDS		1	100	4	374
78 PORTUGAL				325	10069

IMPORTS BY COMMODITIES AND COUNTRIES

Commodity and Country	NOVEMBER 1961		JANUARY TO NOVEMBER 1961		Class Number
	Quantity	Value (\$)	Quantity	Value (\$)	
85 SWEDEN	27	1859	373	27770	
86 SWITZRLND	825	72664	5817	431764	
246 CZECHO S	350	6712	1485	32477	
519 INDIA			1550	21073	
559 JAPAN	5016	115553	69962	1782796	
752 BRAZIL	50	1095	56	1251	
990 U STATES	749	34383	28497	2094079	
	13648	467734	147809	5529826	
SEWING MACH ATTACHMNTS DOMESTIC					5446
1 U KINGDOM		2122		125221	
55 GERMANY W		505		7010	
67 ITALY				278	
86 SWITZRLND		143		3613	
559 JAPAN		274		7286	
990 U STATES		6949		197085	
		9993		340493	
SEWING MACHINE PARTS DOMESTIC					5447
1 U KINGDOM		50213		363468	
49 DENMARK				322	
55 GERMANY W		1160		20213	
67 ITALY				229	
85 SWEDEN		202		958	
86 SWITZRLND		61		6308	
246 CZECHO S				881	
258 GERMANY E		199		517	
288 YUGO SLAV		10372		22645	
559 JAPAN		907		18123	
990 U STATES		65082		612688	
		128196		1046352	
CLOTHES DRYERS DOMESTIC ELECTRIC	NO				5448
1 U KINGDOM			1052	49035	
55 GERMANY W			289	12852	
990 U STATES	3008	461517	18063	2984298	
	3008	461517	19404	3046185	
WATER PUMPS DOMESTIC	NO				5449
1 U KINGDOM	202	2366	4744	41942	
246 CZECHO S			536	2193	
990 U STATES	35	2113	651	40343	
	237	4479	5931	84478	
WASHING MACHINES ELECTRIC	NO				5450
1 U KINGDOM	8	991	169	18370	
55 GERMANY W	19	1690	21	2052	
990 U STATES	4209	644445	32992	4812812	
	4236	647126	33182	4833234	
WASHING MACHINES N O P	NO				5451
990 U STATES			15	1693	
			15	1693	
WASHING MACHINE PARTS					5453
1 U KINGDOM				2604	
86 SWITZRLND		821		3174	
990 U STATES		680999		4960153	
		681820		4965931	
IRONERS DOMESTIC ELEC AND PTS	NO				5454
990 U STATES	1	164	26	4837	
	1	164	26	4837	
ARTICLES FOR SMELTING IRON					5461
1 U KINGDOM				2162	
55 GERMANY W		3144		126188	
76 NORWAY				69	
990 U STATES		62126		481998	
		65270		610417	
BLOWERS SMELTING APPARATUS					5462
55 GERMANY W		3144		3144	
86 SWITZRLND		936		6579	
990 U STATES		8582		274045	
		12662		283768	
BUDDLES VANNERS SLIME TABLES					5463
990 U STATES		2519		2920598	
		2519		2920598	
CHOCK RELEASE APPARATUS					5465
1 U KINGDOM				206	
				206	
COAL HEADING MACHINES					5466
1 U KINGDOM				3391	
55 GERMANY W				17968	
85 SWEDEN				997	
990 U STATES		12933		253192	
		12933		275548	
MINERS LAMPS AND ACCESSORIES					5467
1 U KINGDOM		2322		21839	
55 GERMANY W				71	
990 U STATES		9198		384339	
		11520		406249	
AMALGAM SAFES ORE SAMPLERS					5468
1 U KINGDOM		172		35332	
55 GERMANY W				57511	
990 U STATES		36761		395561	
		36933		488404	
SUNDRY METALLURGICAL APPARATUS					5469
1 U KINGDOM		58498		346900	
44 BELG LUX		511		511	
54 FRANCE		1722		14809	
55 GERMANY W		3968		468593	
67 ITALY				26481	
76 NORWAY		9236		249209	
85 SWEDEN		81378		84865	

IMPORTS BY COMMODITIES AND COUNTRIES

Commodity and Country	NOVEMBER 1961		JANUARY TO NOVEMBER 1961		Class Number
	Quantity	Value (\$)	Quantity	Value (\$)	
86 SWITZRLND				166077	
559 JAPAN				4281	
990 U STATES		365309		3358526	
		520622		4720252	
DIAMOND DRILLS CORE DRILLS					5470
1 U KINGDOM		4580		314781	
55 GERMANY W				78	
85 SWEDEN				2099	
427 UN SO AFR				40963	
990 U STATES		30167		334181	
		34747		692102	
MINE LOADING MACH CONVEYORS					5471
1 U KINGDOM		7936		1948189	
55 GERMANY W				9637	
85 SWEDEN		12339		83722	
990 U STATES		809010		7582445	
		829285		9623993	
MACHINERY ALLUVIAL MINING					5473
990 U STATES		3135		408725	
		3135		408725	
MACHINERY ORE HANDLING					5474
990 U STATES				44217	
				44217	
MACHINERY ORE CONCENTRATION					5475
1 U KINGDOM		2142		128080	
44 BELG LUX				1570	
55 GERMANY W		648		4895	
85 SWEDEN		2075		4565	
990 U STATES		199803		1188820	
		204668		1327930	
MACHINERY METAL REFINING					5476
1 U KINGDOM		174		4586	
67 ITALY				183	
86 SWITZRLND				530	
990 U STATES		34151		543276	
		34325		548575	
ORE CRUSHERS GRINDING MILLS					5477
1 U KINGDOM		57308		338093	
44 BELG LUX				475	
54 FRANCE				1272	
55 GERMANY W		1363		80677	
86 SWITZRLND				124	
990 U STATES		156866		2034000	
		215537		2454641	
COAL CUTTERS AUGERS DRILLS					5478
1 U KINGDOM		2880		109425	
44 BELG LUX		435		435	
55 GERMANY W		142		1406	
990 U STATES		2992		146795	
		6449		258061	
PUMPS PREC METAL EXTRACTION					5480
990 U STATES		17738		200469	
		17738		200469	
ROCK DRILLS AND PARTS					5481
	NO				
1 U KINGDOM	60	39549	93	139890	
53 FINLAND		125	22	27736	
85 SWEDEN	32	17991	333	281177	
86 SWITZRLND			1	1289	
427 UN SO AFR				735	
990 U STATES	23	124287	327	1538351	
	115	181952	776	1989178	
WELL DRILLING MACHINERY					5482
1 U KINGDOM		44192		397683	
55 GERMANY W		1546		7929	
67 ITALY				855	
85 SWEDEN				89	
559 JAPAN				443	
785 VENEZUELA				46259	
990 U STATES		3452397		30819173	
		3498135		31272431	
ADDING MACHINES AND PARTS					5500
	NO				
1 U KINGDOM	410	53377	2648	391694	
54 FRANCE			120	17242	
55 GERMANY W	74	9623	2202	213819	
67 ITALY	1395	112788	7993	665207	
76 NORWAY			922	49827	
85 SWEDEN	316	21191	2707	201738	
86 SWITZRLND			26	1804	
246 CZECHO S			900	7936	
990 U STATES	628	115483	9127	1690836	
	2823	312462	26645	3240103	
BOOKKEEPING MACHINES AND PARTS					5501
	NO				
1 U KINGDOM	5	10476	97	176904	
49 DENMARK	175	8408	595	32277	
54 FRANCE	2	6246	4	15291	
55 GERMANY W	40	27079	577	408204	
67 ITALY	580	179184	4191	1415531	
73 NETHRLNDS	45	20589	424	96269	
85 SWEDEN	189	115718	1367	572803	
86 SWITZRLND	2	181	218	49698	
246 CZECHO S			25	2247	
258 GERMANY E			1	57	
990 U STATES	413	2276259	5362	24885640	
	1451	2644140	12861	27654921	

IMPORTS BY COMMODITIES AND COUNTRIES

Commodity and Country	NOVEMBER 1961		JANUARY TO NOVEMBER 1961		Class Number
	Quantity	Value (\$)	Quantity	Value (\$)	
CASH REGISTERS					5 502
55 GERMANY W		35472		364628	
76 NORWAY		2960		37334	
85 SWEDEN		34164		708805	
990 U STATES		269102		2336393	
		341698		3447150	
CASH REGISTER PARTS					5 503
55 GERMANY W		2683		9142	
85 SWEDEN		2579		86095	
990 U STATES		229795		2840640	
		235057		2935877	
DICTATING MACHINES AND PARTS					5 504
1 U KINGDOM		21845		325693	
44 BELG LUX				78	
49 DENMARK		753		3644	
54 FRANCE		2188		4154	
55 GERMANY W		25716		508019	
73 NETHRLNDS		721		84259	
86 SWITZRLND		1139		4720	
559 JAPAN		3628		33600	
990 U STATES		90583		1157998	
		146573		2122165	
TYPEWRITER PARTS					5 506
1 U KINGDOM		22914		153808	
54 FRANCE		226		1584	
55 GERMANY W		17452		217257	
67 ITALY				934	
73 NETHRLNDS				18557	
85 SWEDEN		111		352	
86 SWITZRLND		9552		41882	
246 CZECHO S		60247		282135	
990 U STATES		290980		4005792	
		401482		4722301	
TYPEWRITERS ELECTRIC					5 507
1 U KINGDOM	NO		3	868	
55 GERMANY W			145	24173	
85 SWEDEN	25	4474	147	25788	
86 SWITZRLND	6	1395	133	31872	
990 U STATES	193	68711	3885	1173223	
	224	74580	4313	1255924	
TYPEWRITERS PORTABLE					5 508
1 U KINGDOM	NO				
55 GERMANY W	835	33700	9333	366390	
67 ITALY	305	10901	1523	65906	
73 NETHRLNDS			4375	155645	
82 SPAIN			200	6089	
85 SWEDEN	298	17253	1654	78862	
86 SWITZRLND	92	4768	340	16915	
246 CZECHO S	160	7456	1598	70376	
258 GERMANY E	152	7415	5732	105979	
559 JAPAN	360	7335	2933	61408	
824 JAMAICA	10	223	134	3075	
990 U STATES	1150	63394	405	10343	
	3362	152445	1488	80263	
TYPEWRITERS STANDARD					5 509
1 U KINGDOM	NO				
55 GERMANY W	33	3538	4271	483371	
67 ITALY	40	3879	1480	114840	
82 SPAIN			83	10266	
85 SWEDEN			580	33274	
86 SWITZRLND	122	13715	572	54667	
246 CZECHO S	96	10308	1223	122900	
258 GERMANY E			100	6388	
990 U STATES	395	15163	21	1380	
	686	46603	2112	91196	
ELECTRONIC COMPUTERS AND PARTS					5 510
1 U KINGDOM	ND				
55 GERMANY W		453		13223	
990 U STATES		4478	5	27229	
	11	1472112	121	8049211	
	11	1477043	126	8089663	
MACHINERY 412A PAPER WORKING					5 511
1 U KINGDOM		33784		339046	
44 BELG LUX				21971	
49 DENMARK		431		9869	
54 FRANCE		428		114680	
55 GERMANY W		68680		1248134	
67 ITALY		3163		126007	
73 NETHRLNDS		74		1237	
85 SWEDEN				15601	
86 SWITZRLND		15054		165405	
246 CZECHO S				2510	
258 GERMANY E		84		35545	
287 U S S R		4965		6631	
559 JAPAN				6369	
886 P RICO		10422		45492	
990 U STATES		1200293		11630559	
		1337378		13769056	
MACHINERY 412A CELLULOSE					5 512
1 U KINGDOM		357		2240	
55 GERMANY W				23356	
990 U STATES		10955		51448	
		11312		77044	
NEWSPAPER PRESSES AND PARTS					5 513
1 U KINGDOM	NO				
55 GERMANY W	1	36488	3	147515	
86 SWITZRLND		290468		319850	
				16806	

IMPORTS BY COMMODITIES AND COUNTRIES

Commodity and Country	NOVEMBER 1961		JANUARY TO NOVEMBER 1961		Class Number
	Quantity	Value (\$)	Quantity	Value (\$)	
990 U STATES	1	432622	14	2322757	
FLAT BED CYL PRESSES AND PARTS	2	759592	17	2806928	
1 U KINGDOM	N0	167		167	5 514
67 ITALY			2	16016	
990 U STATES		3084	5	75781	
PRINTING PRESSES N O P AND PTS		3251	7	91964	
1 U KINGDOM	413	191862	4381	1564080	5 515
49 DENMARK	154	12447	613	58789	
54 FRANCE	1	4123	6	38965	
55 GERMANY W	32	86165	696	1237310	
67 ITALY	63	18255	691	344876	
73 NETHRLNDS			51	11970	
85 SWEDEN	3	20041	88	213505	
86 SWITZRLND		291	8	142151	
246 CZECHO S			9	18855	
258 GERMANY E			4	9065	
559 JAPAN	1	242	11	18655	
614 AUSTRALIA				828	
990 U STATES	1496	711847	9762	9919016	
TYPECASTING MACHINES AND PARTS	2163	1045273	16320	13578065	5 516
1 U KINGDOM		757		30470	
55 GERMANY W				902	
67 ITALY				2062	
559 JAPAN		1397		1397	
990 U STATES		152696		2339933	
TYPEMAKING ACCESSORIES AND PTS		154850		2374764	5 517
1 U KINGDOM				1225	
55 GERMANY W		52		52	
85 SWEDEN		59		677	
614 AUSTRALIA				4502	
990 U STATES		12795		70992	
SHOVELS PWR NOT MDE CANADA NDP		12906		77448	5 518
990 U STATES	N0				
SHOVELS POWER MADE CANADA NOP	6	43694	108	2185671	5 519
1 U KINGDOM	6	43694	108	2185671	
990 U STATES	N0		3	75361	
SHOVELS POWER PARTS OF N O P	2	118007	60	1749162	5 520
1 U KINGDOM	2	118007	63	1824523	
54 FRANCE		3101		55321	
55 GERMANY W				4776	
67 ITALY				1048	
85 SWEDEN				134	
990 U STATES		331476		3528	
AIR COMPRESSING MACH AND PARTS		334577		4766771	5 521
1 U KINGDOM		110415		4831578	
43 AUSTRIA				982552	
44 BELG LUX		313		11635	
49 DENMARK		2947		193608	
54 FRANCE		463		11554	
55 GERMANY W		2141		13130	
67 ITALY				64433	
73 NETHRLNDS				3898	
85 SWEDEN		9968		7537	
86 SWITZRLND				117916	
559 JAPAN				88682	
990 U STATES		1038591		827	
BAKERY MACHINERY AND PARTS		1164838		8002381	5 522
1 U KINGDOM		27211		9498153	
43 AUSTRIA		3162		175663	
44 BELG LUX		1205		12626	
49 DENMARK				1205	
54 FRANCE				8292	
55 GERMANY W		1325		560	
67 ITALY		2506		31092	
73 NETHRLNDS		10773		13534	
85 SWEDEN				52106	
86 SWITZRLND				1443	
246 CZECHO S		725		1619	
559 JAPAN				725	
990 U STATES		181165		1939	
CHAIN SAWS AND PARTS		228072		2722877	5 523
1 U KINGDOM	N0			3023681	
55 GERMANY W		1243		2439	
76 NORWAY		1571	678	72098	
85 SWEDEN	176	37088	140	9783	
614 AUSTRALIA			1079	207988	
990 U STATES	734	272910	6	2435	
COAL CARBONIZING MACH AND PTS	910	312863	4372	2988902	5 524
990 U STATES			6275	3283645	
SEWING MACH INDUSTRIAL AND PTS				10802	5 525
1 U KINGDOM	N0			10802	
44 BELG LUX	96	23751	1000	245699	
49 DENMARK		8036	1	52447	
54 FRANCE	1	846	3	7754	
			7	2287	

IMPORTS BY COMMODITIES AND COUNTRIES

Commodity and Country	NOVEMBER 1961		JANUARY TO NOVEMBER 1961		Class Number
	Quantity	Value (\$)	Quantity	Value (\$)	
55 GERMANY W	42	10381	854	144373	
67 ITALY		74	1	980	
82 SPAIN			25	1597	
85 SWEDEN			9	977	
86 SWITZRLND	42	3652	559	52400	
258 GERMANY E			5	397	
559 JAPAN	15	1334	93	15256	
990 U STATES	476	244196	4476	2215474	
	672	292322	7033	2739641	
CLAY PRODUCTS MACH AND PARTS					5526
1 U KINGDOM		292		2998	
86 SWITZRLND				108	
990 U STATES		9260		89020	
		9552		92126	
COAL COKE AND GAS MACH AND PTS					5527
1 U KINGDOM		7475		53651	
990 U STATES		503878		5014888	
		511353		5068539	
WASTE RECOVERY MACH AND PARTS					5528
1 U KINGDOM		2701		20677	
55 GERMANY W				40881	
990 U STATES		37897		429634	
		40598		491192	
COAL HANOLING MACHINES AND PTS					5529
1 U KINGDOM				161	
990 U STATES		4447		155361	
		4447		155522	
CONCRETE MIXING MACH AND PARTS	NO				5530
1 U KINGDOM			7	16090	
44 BELG LUX			1	1644	
49 OENMARK			2	4469	
55 GERMANY W	2	12159	5	40581	
67 ITALY	1	2442	1	2442	
990 U STATES	9	93693	253	884677	
	12	108294	269	949903	
ROCK DRILL BITS	NO				5531
1 U KINGDOM			2678	15812	
43 AUSTRIA			185	1714	
64 IRELAND	3600	11293	3800	12018	
85 SWEDEN	1707	18834	28557	324689	
427 UN SO AFR			3544	23808	
990 U STATES	1801	78626	28070	641680	
	7108	108753	66834	1019721	
DENTAL ENGINES ELECTRIC	NO				5532
1 U KINGDOM	1	54	52	9015	
55 GERMANY W			15	764	
990 U STATES	16	1405	164	15413	
	17	1459	231	25192	
HAND FIRE EXTINGUISHERS					5534
1 U KINGDOM		3798		21700	
990 U STATES		129735		1505500	
		133533		1527200	
FERTILIZER MACHINERY AND PARTS					5535
1 U KINGDOM		970		44107	
49 DENMARK				707	
76 NORWAY				70761	
85 SWEDEN				567	
990 U STATES		1880		23394	
		2850		139536	
FISH PREPARING MACH AND PARTS					5536
1 U KINGDOM		1987		26910	
49 DENMARK				14351	
55 GERMANY W		1752		81979	
990 U STATES				50047	
		3739		173287	
REFRIGERATING MACH AND PARTS					5537
1 U KINGDOM		49568		187631	
49 DENMARK		136		2873	
55 GERMANY W		5632		26153	
82 SPAIN				2794	
85 SWEDEN		3146		3146	
86 SWITZRLND				1696	
990 U STATES		556633		9958324	
		615115		10182617	
LAWN MOWERS POWER AND PARTS	NO				5538
1 U KINGDOM			445	51705	
85 SWEDEN			46	8848	
990 U STATES	448	132696	73531	4139736	
	448	132696	74022	4200289	
LAWN MDWERS N O P	NO				5539
1 U KINGDOM	4669	37330	38153	320596	
55 GERMANY W			200	1059	
990 U STATES	158	2816	7392	106058	
	4827	40146	45745	427713	
LEATHER MACHINERY AND PARTS					5540
1 U KINGDOM		149		6253	
55 GERMANY W				2167	
990 U STATES		35075		308400	
		35224		316820	
LOGGING MCHY AND PARTS N O P					5541
1 U KINGDOM		5619		95995	
55 GERMANY W				4572	
73 NETHRLNDS				7977	
85 SWEDEN		28756		102672	
86 SWITZRLND		3015		43978	
559 JAPAN				48457	

IMPORTS BY COMMODITIES AND COUNTRIES

Commodity and Country	NOVEMBER 1961		JANUARY TO NOVEMBER 1961		Class Number
	Quantity	Value (\$)	Quantity	Value (\$)	
990 U STATES		547616		5820108	
METAL DRILLING MACH AND PARTS		585006		6123759	5542
1 U KINGDOM		26344		293414	
43 AUSTRIA				152	
44 BELG LUX				1860	
49 DENMARK				6315	
54 FRANCE				21658	
55 GERMANY W		24347		57639	
67 ITALY		5846		19299	
82 SPAIN				5116	
85 SWEDEN				22344	
86 SWITZRLND				52601	
246 CZECHO S				24857	
559 JAPAN				173	
614 AUSTRALIA				2911	
990 U STATES		153129		1880332	
		209666		2388671	
METAL GRINDING MACH AND PARTS					5543
1 U KINGDOM		22086		470349	
44 BELG LUX				961	
49 DENMARK		15563		57211	
53 FINLAND				1056	
54 FRANCE				2130	
55 GERMANY W		20095		253276	
67 ITALY				65015	
73 NETHRLNDS		118		28699	
85 SWEDEN		11127		102430	
86 SWITZRLND		5285		100336	
246 CZECHO S		99		64397	
277 POLAND		2433		2433	
559 JAPAN				1777	
614 AUSTRALIA				7152	
990 U STATES		325005		3938710	
		401811		5095932	
METALWORKING LATHES AND PARTS					5544
1 U KINGDOM		134341		1086875	
43 AUSTRIA		13808		51002	
44 BELG LUX		8648		51454	
49 DENMARK				6067	
54 FRANCE		5891		42095	
55 GERMANY W		32477		308385	
67 ITALY		7900		118770	
73 NETHRLNDS				175	
82 SPAIN		1537		7897	
85 SWEDEN				12015	
86 SWITZRLND		3103		15777	
246 CZECHO S		13656		61441	
614 AUSTRALIA				5770	
990 U STATES		310078		2577020	
		531439		4344743	
METAL MILLING MACHINES AND PTS					5545
1 U KINGDOM		74768		824603	
44 BELG LUX				418	
49 DENMARK		3514		35745	
54 FRANCE				32730	
55 GERMANY W		19848		178942	
67 ITALY		3763		16983	
73 NETHRLNDS				35836	
82 SPAIN				12198	
85 SWEDEN		14870		77386	
86 SWITZRLND		5769		41258	
246 CZECHO S		10761		44331	
990 U STATES		103560		1279195	
		236853		2579625	
METALWORKING PLANERS AND PARTS					5546
1 U KINGDOM				54984	
55 GERMANY W				261	
990 U STATES		3518		67263	
		3518		122508	
METALWORKING PRESSES AND PARTS					5547
1 U KINGDOM		37603		322938	
43 AUSTRIA				5846	
49 DENMARK		9412		11580	
54 FRANCE				105617	
55 GERMANY W		7654		232548	
73 NETHRLNDS				11247	
82 SPAIN				3843	
85 SWEDEN		673		9742	
86 SWITZRLND				3433	
246 CZECHO S				3666	
559 JAPAN				161	
990 U STATES		301320		3684794	
		356662		4395415	
METAL ROLLING MILL MCH AND PTS					5548
1 U KINGDOM		149191		404474	
55 GERMANY W		710		103143	
67 ITALY		3943		6379	
76 NORWAY				29988	
85 SWEDEN				2619	
86 SWITZRLND				1405	
990 U STATES		281785		2156418	
		435629		2704426	
METAL SHAPERS SLOTTERS AND PTS					5549
1 U KINGDOM		4793		157793	
55 GERMANY W		214		52267	

IMPORTS BY COMMODITIES AND COUNTRIES

Commodity and Country	NOVEMBER 1961		JANUARY TO NOVEMBER 1961		Class Number
	Quantity	Value (\$)	Quantity	Value (\$)	
85 SWEDEN				10709	
86 SWITZRLND		4897		11203	
246 CZECHO S				8131	
559 JAPAN				1184	
990 U STATES		103163		823592	
METALWORKING MCH N O P AND PTS		113067		1064879	5550
1 U KINGDOM		91243		840975	
43 AUSTRIA				5744	
44 BELG LUX		75		28007	
49 DENMARK				3315	
54 FRANCE				88824	
55 GERMANY W		24630		441661	
67 ITALY		880		42705	
73 NETHRLNDS		1690		4592	
76 NORWAY		506		3006	
85 SWEDEN		2777		66581	
86 SWITZRLND		1227		53786	
559 JAPAN				367	
614 AUSTRALIA				613	
990 U STATES		978284		7379112	
MOTION PICTURE PROJECTORS		1101312		8959288	5551
1 U KINGDOM		3847		125024	
43 AUSTRIA		24349		151315	
44 BELG LUX				374	
49 DENMARK				1213	
54 FRANCE		4040		19025	
55 GERMANY W		30645		64463	
67 ITALY				3825	
73 NETHRLNDS				65	
86 SWITZRLND				60078	
516 HONG KONG				75	
559 JAPAN		36537		143688	
614 AUSTRALIA				853	
990 U STATES		503706		3019228	
CRANES ETC NOT MADE IN CANADA	NO	603124		3589226	5552
1 U KINGDOM	20	2755	231	340899	
43 AUSTRIA			2	16326	
49 DENMARK	1	14445	3	36166	
54 FRANCE			3	57730	
55 GERMANY W	2	23115	7	82659	
85 SWEDEN	46	26781	198	158976	
990 U STATES	46	142774	637	2766485	
CRANES ETC KIND MADE IN CANADA	NO	209870	1081	3459241	5553
1 U KINGDOM	39	11636	340	196028	
54 FRANCE	57	2647	133	7023	
55 GERMANY W	100	67574	553	490177	
73 NETHRLNDS			2	2603	
76 NORWAY	16	12324	100	67073	
85 SWEDEN			6	19122	
86 SWITZRLND			1	1456	
559 JAPAN			1541	31873	
990 U STATES	102	108261	1515	1594678	
CRANES HOISTS ETC NOP PARTS OF	314	202442	4191	2410033	5554
1 U KINGDOM		181049		557927	
44 BELG LUX				1674	
54 FRANCE				4761	
55 GERMANY W		6529		91541	
73 NETHRLNDS				194	
76 NORWAY		739		7041	
85 SWEDEN		2748		15129	
86 SWITZRLND				2031	
990 U STATES		186974		2086209	
OZONE GENERATORS AND PARTS		378039		2766507	5555
1 U KINGDOM				721	
54 FRANCE		15646		43466	
55 GERMANY W		1747		7313	
86 SWITZRLND		3180		11808	
990 U STATES		1205		9599	
PAPER MILL MACHINES AND PARTS		21778		72907	5556
1 U KINGDOM		288677		4701590	
43 AUSTRIA		13224		49362	
54 FRANCE		9161		46737	
55 GERMANY W		17496		93416	
85 SWEDEN				1777	
86 SWITZRLND		1802		1802	
559 JAPAN				3867	
990 U STATES		461079		4464618	
PULP MILL MACHINES AND PARTS		791439		9363169	5557
1 U KINGDOM				16945	
55 GERMANY W				23256	
67 ITALY				8722	
76 NORWAY				48821	
85 SWEDEN		683		1054422	
990 U STATES		57623		1257580	
POWER PUMPS N O P AND PARTS	NO	58306		2409746	5558
1 U KINGDOM	255	123459	2848	1148441	
44 BELG LUX	31	3924	284	24578	

IMPORTS BY COMMODITIES AND COUNTRIES

Commodity and Country	NOVEMBER 1961		JANUARY TO NOVEMBER 1961		Class Number
	Quantity	Value (\$)	Quantity	Value (\$)	
49 DENMARK			30	3714	
54 FRANCE			3000	7171	
55 GERMANY W	32	23236	151	97538	
67 ITALY			2	4277	
73 NETHRLNOS	1	899	18	7867	
76 NORWAY	1	860	6	24418	
85 SWEDEN	17	13134	373	264946	
86 SWITZRLND	15	10119	64	23926	
427 UN SO AFR				699	
559 JAPAN			104	6475	
990 U STATES	4075	863604	49933	9591893	
RIFLE MAKING MACHINERY	4427	1039235	56813	11205943	
990 U STATES				467	5559
ROAD MAKING MACHINERY AND PTS				467	
1 U KINGDOM		17977		239887	5560
55 GERMANY W				131	
82 SPAIN		26650		26650	
990 U STATES		124991		5853553	
TRENCH AND DITCH MACH AND PTS		169618		6120221	
990 U STATES		2909		136822	5561
ROLLERS STREET ROAD AND PARTS		2909		136822	
1 U KINGDOM	NO	6007	27	132937	5562
55 GERMANY W	1	162	7	24591	
85 SWEDEN			12	28035	
990 U STATES	2	23265	326	1627137	
ROLLS CAST FOR ROLLING STEEL	3	29434	372	1812700	
1 U KINGDOM		37571		519102	5563
55 GERMANY W		4444		14361	
990 U STATES		260431		1731406	
SAWMILL MACHINERY AND PARTS		302446		2264869	
43 AUSTRIA				389	5564
44 BELG LUX				6353	
55 GERMANY W		4242		156698	
85 SWEDEN		3830		68835	
990 U STATES		44292		755400	
SCRAPERS RAILWAY DR ROAD		52364		987675	
1 U KINGDOM		77036		101822	5565
990 U STATES		159739		2480001	
SHDE MACHINERY AND PARTS		236775		2581823	
1 U KINGDOM		4676		95850	5566
44 BELG LUX				15569	
49 DENMARK		3556		18638	
54 FRANCE		2660		12059	
55 GERMANY W		7590		48544	
67 ITALY				108161	
85 SWEDEN				1242	
246 CZECHO S		57		6231	
559 JAPAN				1742	
990 U STATES		139944		1498181	
ROLLS CAST FOR ROLLING PAPER		158483		1806217	
1 U KINGDOM		4956		144973	5567
55 GERMANY W				2078	
990 U STATES		27666		241901	
STREET CLEANING MACH AND PARTS		32622		388952	
1 U KINGDOM				69	5569
990 U STATES		128280		949787	
BEET SUGAR MACHINERY AND PARTS		128280		949856	
1 U KINGDOM		60		7570	5570
990 U STATES		17185		293974	
VENEER DRYING MACHINES AND PTS		17245		301544	
990 U STATES		119		434307	5571
WATER METERS N O P AND PARTS		119		434307	
1 U KINGDOM	NO	3561	27	9309	5572
55 GERMANY W	10	933	750	7049	
990 U STATES	100	1567	56	68863	
WATER TURBINES AND PARTS	1	6061	833	85221	
1 U KINGDOM				34785	5573
54 FRANCE				1824	
55 GERMANY W				2604	
85 SWEDEN				60	
990 U STATES		3983		227721	
WIRE STITCHER STAPLERS AND PTS		3983		266994	
1 U KINGDOM		5578		43217	5574
54 FRANCE		172		1556	
55 GERMANY W		2613		17335	
67 ITALY		802		4139	
76 NORWAY				304	
85 SWEDEN		10154		80611	
246 CZECHO S				5842	
553 CHINA COM				812	
559 JAPAN		5266		30256	

IMPORTS BY COMMODITIES AND COUNTRIES

Commodity and Country	NOVEMBER 1961		JANUARY TO NOVEMBER 1961		Class Number
	Quantity	Value (\$)	Quantity	Value (\$)	
990 U STATES		163727		1135809	
YARN CORO FABRIC MACH AND PTS		188312		1319881	5 575
1 U KINGDOM		397221		3952073	
43 AUSTRIA				1225	
44 BELG LUX		91		15624	
49 DENMARK		3592		26799	
54 FRANCE		2425		106402	
55 GERMANY W		76764		737350	
67 ITALY		493928		1449696	
73 NETHRLNDS		1276		5192	
85 SWEDEN				580	
86 SWITZRLND		36312		392386	
246 CZECHO S		263615		265035	
258 GERMANY E				489	
277 POLAND				22745	
559 JAPAN				8446	
990 U STATES		2234389		16699800	
ALL MACHINERY N O P AND PARTS		3509613		23683842	5 576
1 U KINGDOM		948248		9585929	
43 AUSTRIA		18384		110682	
44 BELG LUX		1704		144982	
49 DENMARK		52787		503159	
53 FINLAND				618	
54 FRANCE		40987		795682	
55 GERMANY W		311895		3414995	
67 ITALY		61233		1057319	
73 NETHRLNDS		48183		727405	
76 NORWAY		5490		28377	
78 PORTUGAL		3160		48292	
82 SPAIN				2342	
85 SWEDEN		142141		1356994	
86 SWITZRLND		108482		740229	
246 CZECHO S		63		88000	
258 GERMANY E		213		283	
277 POLAND		378		917	
427 UN SO AFR		802		3375	
516 HONG KONG				4678	
559 JAPAN		7049		89268	
614 AUSTRALIA		490		15385	
785 VENEZUELA				1000	
824 JAMAICA				3562	
848 CUBA				150	
874 MEXICO				1596	
886 P RICO		8032		337506	
990 U STATES		11316108		126247179	
CIGARETTE CIGAR MACH AND PARTS		13075829		145230704	5 577
1 U KINGDOM		200993		1733915	
55 GERMANY W		3149		190186	
73 NETHRLNDS				277	
85 SWEDEN		139		38910	
990 U STATES		44006		851852	
VENEER OR PLYWOOD MACH AND PTS		248287		2815140	5 578
1 U KINGDOM				1168	
55 GERMANY W				78004	
990 U STATES		22990		325796	
FORGED STEEL ROLLS		22990		404968	5 580
1 U KINGDOM		46262		709809	
55 GERMANY W				141	
990 U STATES		218964		1234869	
FIXED METERS GAUGES FOR LIQUID		265226		1944819	5 581
1 U KINGDOM		1468		13438	
55 GERMANY W		64		15229	
76 NORWAY		404		404	
85 SWEDEN				773	
990 U STATES		81295		777152	
AIR CONDITIONING APPARATUS NOP		83231		806996	5 582
1 U KINGDOM		18137		343746	
54 FRANCE				1674	
55 GERMANY W		3017		63734	
67 ITALY				5591	
73 NETHRLNDS		1066		12169	
85 SWEDEN		634		20974	
86 SWITZRLND		5070		23208	
559 JAPAN				4700	
990 U STATES		965254		12460247	
DIES IN THE ROUGH		993178		12936043	5 583
1 U KINGDOM		385		4094	
54 FRANCE				86	
990 U STATES		4525		44665	
BOTTLING MACHINES AND PARTS		4910		48845	5 584
1 U KINGDOM		2936		31811	
44 BELG LUX				2116	
55 GERMANY W		260		47574	
990 U STATES		177710		2705648	
BULLDOZERS EARTHMOVERS AND PTS	NO	180906		2787149	5 585
1 U KINGDOM		61689	4	662050	

IMPORTS BY COMMODITIES AND COUNTRIES

Commodity and Country	NOVEMBER 1961		JANUARY TO NOVEMBER 1961		Class Number
	Quantity	Value (\$)	Quantity	Value (\$)	
55 GERMANY W		164		6979	5 586
85 SWEDEN		9785		30286	
559 JAPAN				751	
990 U STATES	2	616260	111	9946322	
CONVEYING EQUIPMENT AND PARTS	2	687898	115	10646388	
1 U KINGDOM		221914		1028496	
43 AUSTRIA		1757		23037	
44 BELG LUX				19762	
49 DENMARK				1614	
54 FRANCE		1075		66438	
55 GERMANY W		3427		261705	
67 ITALY				4822	
73 NETHRLNDS				1503	
76 NORWAY				19704	
85 SWEDEN		85		79521	
86 SWITZRLND		24557		65743	
559 JAPAN				9609	
990 U STATES		525711		4698066	
POWER JACKS AND PARTS		778526		6280020	
1 U KINGDOM	NO				5 587
55 GERMANY W	808	31963	2268	136337	
85 SWEDEN	5	675	5	975	
990 U STATES	132	1581	2844	25738	
	1342	65347	17967	1115580	
STONE CRUSHING MACH AND PARTS	2287	99566	23084	1278630	
1 U KINGDOM		7982		259541	5 588
55 GERMANY W				651	
86 SWITZRLND		1504		2994	
990 U STATES		150801		3134376	
		160287		3397562	
WOODWORKING MACH AND PARTS					5 589
1 U KINGDOM		30585		378533	
43 AUSTRIA				1836	
44 BELG LUX		16298		155727	
54 FRANCE				2256	
55 GERMANY W		52925		244328	
67 ITALY		1085		58454	
73 NETHRLNDS				5608	
85 SWEDEN				37024	
86 SWITZRLND		393		2038	
246 CZECHO S				2292	
990 U STATES		743250		5832161	
		844536		6720257	
AIR CONDITIONERS ROOM SIZE	NO				5 590
990 U STATES	3156	200925	28975	3543559	
FRONT END LOADERS SHOVELS PTS	3156	200925	28975	3543559	5 591
1 U KINGDOM	NO				
55 GERMANY W	2	24497	18	232760	
85 SWEDEN		6442		39800	
990 U STATES	16	55993	675	14905212	
PASS ELEVATOR ESCALATR AND PTS	18	590932	693	15194379	
1 U KINGDOM	NO				5 598
55 GERMANY W		4803		49125	
990 U STATES	2	65154	49	1442506	
FREIGHT SIDEWALK ELEVTR AND PTS	2	69957	49	1491960	5 599
1 U KINGDOM	NO				
43 AUSTRIA		1644	8	14321	
990 U STATES	6	66101	68	702478	
	6	67745	76	717332	
BATHS BATHTUBS IRON OR STEEL					5 600
1 U KINGDOM				207	
55 GERMANY W		3439		11346	
824 JAMAICA				648	
990 U STATES		25677		564194	
BASINS CLOSETS SINKS		29116		576395	5 601
1 U KINGDOM		4812		59310	
55 GERMANY W		2042		11921	
73 NETHRLNDS				3450	
990 U STATES		66885		918621	
CONTAINERS TINPLATE FOR FOOD		73739		993302	5 602
990 U STATES		203356		2909330	
CONTAINERS TINPLATE N O P		203356		2909330	5 603
1 U KINGDOM		5776		45655	
54 FRANCE				234	
55 GERMANY W		1180		3681	
73 NETHRLNDS		62		4174	
559 JAPAN		135		1740	
990 U STATES		307945		3773305	
HOLLOW WARE ENAMELLED IRON		315098		3828789	
1 U KINGDOM		1156		13497	5 604
43 AUSTRIA				275	
44 BELG LUX		3518		36030	
49 DENMARK		225		10369	
53 FINLAND		486		695	
54 FRANCE		6092		32322	
55 GERMANY W		3700		14072	
67 ITALY				1726	

IMPORTS BY COMMODITIES AND COUNTRIES

Commodity and Country	NOVEMBER 1961		JANUARY TO NOVEMBER 1961		Class Number
	Quantity	Value (\$)	Quantity	Value (\$)	
73 NETHRLNDS		77		2 253	
76 NORWAY		3 89		2 325	
246 CZECHO S				8 44	
288 YUGO SLAV		11 32		11 32	
559 JAPAN				2 314	
990 U STATES		2 70 80		2 862 79	
HOLLOW WARE IRON N O P		4 38 55		4 041 33	
1 U KINGDOM		11 418		8 874 9	5 605
49 DENMARK		5 967		2 830 6	
53 FINLAND				2 67	
54 FRANCE		61		5 886	
55 GERMANY W		5 311		3 537 0	
67 ITALY		612		3 594	
73 NETHRLNDS				1 791	
76 NORWAY		4 65		4 65	
85 SWEDEN		5 104		3 432 7	
86 SWITZRLND				210	
516 HONG KONG				1615	
519 INDIA		2 674		5 508	
559 JAPAN		11 196		8 193 8	
614 AUSTRALIA				7 411	
990 U STATES		4 237 69		31 630 50	
KITCHEN DAIRY HOLLOW WARE TIN		4 665 77		3 458 4 87	
1 U KINGDOM				4 644	5 606
55 GERMANY W		10 202		9 652 0	
990 U STATES		2 684		5 088 8	
MFRS OF TIN AND TINPLATE N O P		12 886		1 520 52	
1 U KINGDOM		10 193		9 946 0	5 607
44 BELG LUX				97	
54 FRANCE				2 819	
55 GERMANY W		4 415		2 593 2	
67 ITALY				7 21	
73 NETHRLNDS		1 84		7 898	
76 NORWAY		4 70		1 112	
85 SWEDEN				4 79	
516 HONG KONG		1 896		6 415	
559 JAPAN		2 140		2 904 6	
874 MEXICO				1 56	
990 U STATES		2 391 48		2 815 4 64	
ANVILS AND VISES		2 584 46		2 989 5 99	
1 U KINGDOM		2 499 9		1 927 88	5 621
55 GERMANY W		3 650		1 110 7	
82 SPAIN		1 975		1 975	
85 SWEDEN				5 6	
86 SWITZRLND				5 5	
246 CZECHO S				7 00	
277 POLAND				10 41	
559 JAPAN		1 516		1 485 8	
990 U STATES		10 205		1 284 2 8	
AUGERS BITS AND DRILLS		4 234 5		3 510 0 8	
1 U KINGDOM		11 846 4		10 654 7 3	5 622
43 AUSTRIA		8 879		6 713 8	
49 DENMARK		2 534		1 250 5	
54 FRANCE		4 816		4 373 3	
55 GERMANY W		3 098 2		2 313 2 5	
67 ITALY		3 851		3 681 5	
73 NETHRLNDS		6 326		2 629 5	
82 SPAIN				30 67	
85 SWEDEN		3 708		4 367 7	
86 SWITZRLND		2 59		7 260	
559 JAPAN		11 157		6 811 7	
614 AUSTRALIA		10 737		1 315 3 9	
990 U STATES		7 547 7		7 593 9 6	
AXES	DOZ	2 771 90		2 496 3 40	
1 U KINGDOM			6 252	7 840 0	5 623
55 GERMANY W	1 286	1 632 8	3 601	4 803 0	
85 SWEDEN	4 50	6 145	7 137	9 242 8	
559 JAPAN	6 25	9 191	11 6	1 431	
990 U STATES	26	7 25	70 6	1 471 1	
FILES N O P AND RASPS	DOZ	2 387	1 781 2	2 350 0 0	
1 U KINGDOM		5 505	6 424 6	2 422 4 5	5 624
43 AUSTRIA			100	3 26	
55 GERMANY W	1 81	9 29	3 58 7	1 380 5	
78 PORTUGAL			1 414 5	2 533 0	
85 SWEDEN	2 000	6 750	1 711 4	5 182 2	
86 SWITZRLND	57	7 65	6 62	5 000	
559 JAPAN	410	10 06	60 95	1 437 1	
990 U STATES	2 631	2 553 7	30 30 6	2 580 8 5	
HACK SAW BLADES		10 784	1 362 5 5	610 9 8 4	
1 U KINGDOM		1 751 3		1 387 7 6	5 625
43 AUSTRIA		3 73		2 841	
49 DENMARK		6 62		1 401	
55 GERMANY W		3 125		1 291 5	
67 ITALY				7 25	
76 NORWAY				1 562	
85 SWEDEN		8 59		2 716 3	
86 SWITZRLND				3 58	
355 ISRAEL				1 23	

IMPORTS BY COMMODITIES AND COUNTRIES

Commodity and Country	NOVEMBER 1961		JANUARY TO NOVEMBER 1961		Class Number	
	Quantity	Value (\$)	Quantity	Value (\$)		
559 JAPAN		1251		9208		
990 U STATES		6628		90565		
SAWS N O P		30411		285637	5626	
1 U KINGDOM		15985		97268		
43 AUSTRIA				2212		
49 DENMARK		215		4345		
55 GERMANY W		5283		70398		
67 ITALY		333		1095		
76 NORWAY		5753		19733		
85 SWEDEN		11783		118168		
86 SWITZRLND				2800		
246 CZECHO S				1278		
277 POLAND				275		
559 JAPAN		4040		55172		
990 U STATES		16353		172811		
WRENCHES		59745		545555		5627
1 U KINGDOM		23962		137332		
54 FRANCE				2007		
55 GERMANY W		55546		319683		
67 ITALY		3081		26822		
82 SPAIN				17010		
85 SWEDEN		1360		4041		
559 JAPAN		30214		195644		
614 AUSTRALIA				1345		
990 U STATES		192580		2190953		
ADZES CLEAVERS HATCHETS PLANES		306743		2894837	5628	
1 U KINGDDM		41641		248331		
43 AUSTRIA				3236		
54 FRANCE		504		2595		
55 GERMANY W		19710		213766		
67 ITALY		2082		14712		
73 NETHRLNDS				559		
78 PORTUGAL				725		
85 SWEDEN		17979		81599		
86 SWITZRLND		158		1522		
246 CZECHO S				2394		
277 PDLAND				2719		
288 YUGO SLAV				616		
516 HONG KONG				450		
559 JAPAN		27101		257048		
614 AUSTRALIA				3520		
990 U STATES		103103		952014		
ENGINEERS PRECISION TODLS		212278		1785806		5629
1 U KINGDOM		31774		443172		
43 AUSTRIA				524		
44 BELG LUX		1901		20546		
49 DENMARK		1164		11105		
53 FINLAND				2000		
54 FRANCE		2673		39769		
55 GERMANY W		42633		468496		
64 IRELAND				1000		
67 ITALY		2493		15271		
73 NETHRLNDS				5493		
76 NORWAY				6054		
85 SWEDEN		1453		38204		
86 SWITZRLND		31842		323315		
246 CZECHO S		3720		4679		
258 GERMANY E				55		
277 POLAND		1852		4117		
559 JAPAN		13425		136442		
614 AUSTRALIA				1896		
990 U STATES		363545		4069836		
TOOLS N O P		498475		5591974	5630	
1 U KINGDOM		115259		826745		
43 AUSTRIA		1418		13297		
44 BELG LUX		1342		1988		
49 DENMARK		163		4255		
54 FRANCE		1188		16722		
55 GERMANY W		50776		458490		
67 ITALY		2994		33872		
73 NETHRLNDS		885		4832		
76 NORWAY		432		3333		
82 SPAIN				5838		
85 SWEDEN		4285		34790		
86 SWITZRLNO		961		16233		
246 CZECHO S		1924		17420		
277 POLAND		421		2363		
516 HONG KONG		418		2538		
559 JAPAN		44658		482789		
614 AUSTRALIA				43518		
990 U STATES		559442		7715122		
FILES MANICURE		786566		9684145	5631	
1 U KINGDOM		564		8986		
54 FRANCE				245		
55 GERMANY W		473		9123		
86 SWITZRLND				70		
990 U STATES		3059		22328		
TOOLS FOR USE IN MACHINES		4096		40752	5632	
1 U KINGDDM		81514		892301		

IMPORTS BY COMMODITIES AND COUNTRIES

Commodity and Country	NOVEMBER 1961		JANUARY TO NOVEMBER 1961		Class Number
	Quantity	Value (\$)	Quantity	Value (\$)	
43 AUSTRIA		716		16546	
44 BELG LUX		982		3542	
49 DENMARK		79		4380	
54 FRANCE		174		7506	
55 GERMANY W		17658		214586	
67 ITALY		1232		19281	
73 NETHRLNDS				4042	
85 SWEDEN		12936		124158	
86 SWITZRLND		2610		44972	
246 CZECHO S				777	
258 GERMANY E				60	
559 JAPAN		8101		19286	
614 AUSTRALIA		5465		14223	
990 U STATES		724620		9125823	
		856087		10491483	
AUTOMOBILES FREIGHT NEW	NO				5641
1 U KINGDOM	50	68429	2354	2697302	
54 FRANCE			52	60159	
55 GERMANY W	175	199451	1596	1896967	
559 JAPAN			1	787	
990 U STATES	410	1393459	4576	16024574	
	635	1661339	8579	20679789	
AUTOS PASS NEW UNDER 1200 DOL	NO				5642
1 U KINGDOM	901	939126	11034	11328861	
54 FRANCE	784	673419	5618	5122280	
55 GERMANY W	5256	4864024	29139	25899677	
67 ITALY	95	87012	178	157011	
85 SWEDEN			1	1095	
246 CZECHO S	165	110577	297	210493	
287 U S S R	5	4804	5	4804	
559 JAPAN			7	7466	
990 U STATES			1	1155	
	7206	6678962	46280	42732842	
AUTOS PASS NEW 1200 TO 2100 DOL	NO				5643
1 U KINGDOM	2482	3424140	28490	39585714	
54 FRANCE	162	225479	1322	1805009	
55 GERMANY W	155	235270	2155	3384076	
67 ITALY	2	3467	63	90796	
85 SWEDEN	212	347800	1438	2308878	
86 SWITZRLND	2	3932	2	3932	
287 U S S R	1	1717	1	1717	
990 U STATES	196	370360	5151	8890410	
	3212	4612165	38622	56070532	
AUTOS PASS NEW N O P	NO				5644
1 U KINGDOM	90	269220	819	2599583	
54 FRANCE			6	16140	
55 GERMANY W	44	120450	1278	3169438	
67 ITALY			3	8399	
85 SWEDEN			134	321850	
990 U STATES	1929	6832094	9589	32858459	
	2063	7221764	11829	38973869	
MOTOR OMNIBUSES NEW	NO				5645
1 U KINGDOM			75	111964	
54 FRANCE			2	4233	
55 GERMANY W			3	10481	
990 U STATES	40	389043	285	2450959	
	40	389043	365	2577637	
PARTS OF MOTOR BUS BODIES 4381					5646
1 U KINGDOM				18270	
55 GERMANY W		9550		38398	
73 NETHRLNDS				223	
559 JAPAN				61	
990 U STATES		517600		8035822	
		527150		8092774	
AXLES BRAKES CLUTCHES TRUCK					5648
1 U KINGDOM		1011		78602	
43 AUSTRIA				1044	
54 FRANCE		395		1494	
55 GERMANY W		10042		47107	
355 ISRAEL				2698	
527 PAKISTAN		10091		10091	
559 JAPAN				13850	
614 AUSTRALIA				235	
990 U STATES		2330577		24246767	
		2352116		24401888	
AUTOMATIC TRANSMISSION AND PTS					5649
1 U KINGDOM				14198	
55 GERMANY W		3989		11242	
990 U STATES		3640452		28479922	
		3644441		28505362	
AUTOMOBILE PARTS N O P					5650
1 U KINGDOM		919963		7926473	
43 AUSTRIA				6145	
44 BELG LUX		702		9846	
49 DENMARK				14742	
54 FRANCE		65015		677239	
55 GERMANY W		495637		2150247	
67 ITALY		9257		64972	
73 NETHRLNDS		630		31904	
85 SWEDEN		13897		74373	
246 CZECHO S		767		27371	
427 UN SO AFR		11531		116609	
559 JAPAN		10750		94702	
614 AUSTRALIA		9224		55523	
622 NEW ZEAL				1451	
848 CUBA				570	

IMPORTS BY COMMODITIES AND COUNTRIES

Commodity and Country	NOVEMBER 1961		JANUARY TO NOVEMBER 1961		Class Number
	Quantity	Value (\$)	Quantity	Value (\$)	
886 P RICO		7164		18454	
990 U STATES		22325304		200106261	
BICYCLES N O P		23869841		211376882	
	N0				5651
1 U KINGDOM	5007	86962	101798	1889406	
44 BELG LUX			6	123	
54 FRANCE			42	2524	
55 GERMANY W	600	12875	4126	53013	
67 ITALY	650	15034	1836	38983	
73 NETHRLNDS	20	470	995	15297	
246 CZECHO S			6769	70310	
277 POLAND	8253	77892	23356	215173	
559 JAPAN	240	3125	2311	29222	
990 U STATES	46	821	1048	22394	
BICYCLE AND TRICYCLE PARTS	14816	197179	142287	2336445	
					5652
1 U KINGDOM		123180		496342	
55 GERMANY W		14023		73671	
67 ITALY		883		3757	
73 NETHRLNDS				7321	
85 SWEDEN		2012		14611	
246 CZECHO S				6971	
277 POLAND		213		1339	
559 JAPAN		966		17617	
990 U STATES		1012		44978	
CARS RAILWAY BOX AND FLAT		142289		666607	
	N0				5653
990 U STATES			17	38167	
CARS RAILWAY PASSENGER			17	38167	
	N0				5654
990 U STATES			5	12350	
CARS RAILWAY TANK			5	12350	
	N0				5655
990 U STATES			12	142066	
CARS RAILWAY N O P			12	142066	
	N0				5656
1 U KINGDOM	9	14094	13	15129	
990 U STATES	6	31353	85	231206	
CARS RAILWAY PARTS OF	15	45447	98	246335	
					5657
1 U KINGDOM		144		11687	
55 GERMANY W		207		1073	
990 U STATES		209671		1697682	
MOTOR RAIL CARS AND PARTS		210022		1710442	
	N0				5658
1 U KINGDOM		10868		29373	
559 JAPAN		9313		42811	
990 U STATES	1	45442	3	452483	
MOTOR CYCLES SIDE CARS AND PYS	1	65623	3	524667	
	N0				5660
1 U KINGDOM	29	19805	849	449613	
43 AUSTRIA		518	532	72879	
54 FRANCE		55	16	3112	
55 GERMANY W	1	3454	396	106121	
67 ITALY	2	3182	642	159784	
73 NETHRLNDS			27	3570	
246 CZECHO S			222	39671	
287 U S S R	4	1325	4	1325	
559 JAPAN	28	5981	1022	152229	
990 U STATES	29	28579	756	536545	
MOTOR VEHICLES N O P	93	62899	4466	1524849	
	N0				5661
1 U KINGDOM	13	34842	141	318797	
43 AUSTRIA			2	2801	
44 BELG LUX	3	2515	8	8166	
49 DENMARK	1	2398	6	8675	
53 FINLAND	1	2195	1	2195	
54 FRANCE	16	17253	95	102346	
55 GERMANY W	15	13529	191	189949	
59 GREECE			1	992	
67 ITALY			9	8592	
73 NETHRLNDS	2	3375	10	9441	
76 NORWAY			2	2900	
85 SWEDEN	1	1688	12	103239	
86 SWITZRLND	1	840	4	4675	
355 ISRAEL			1	1125	
427 UN SO AFR	1	3144	1	3144	
813 BAHAMAS			2	6353	
815 BERMUDA			1	318	
824 JAMAICA	2	1273	4	4732	
886 P RICO			1	670	
990 U STATES	216	223386	2041	2998113	
TRICYCLES N O P	272	306438	2533	3777223	
	N0				5664
1 U KINGDOM	72	811	304	4443	
55 GERMANY W			119	1203	
67 ITALY			16	985	
559 JAPAN	1070	3869	6040	21813	
990 U STATES	1222	6017	16112	95681	
FACTORY WAREHOUSE TRUCKS MOTOR	2364	10697	22591	124325	
	N0				5672
1 U KINGDOM	1	1686	26	46719	
49 DENMARK				2156	
54 FRANCE	1	734	1	734	
85 SWEDEN			181	38433	
990 U STATES	7	91435	173	798540	
	9	93855	381	886582	

IMPORTS BY COMMODITIES AND COUNTRIES

Commodity and Country	NOVEMBER 1961		JANUARY TO NOVEMBER 1961		Class Number
	Quantity	Value (\$)	Quantity	Value (\$)	
FORK LIFT TRUCKS AND PARTS					
1 U KINGDOM	NO 24	78585	197	700485	5674
54 FRANCE	1	6423	3	8655	
55 GERMANY W			1	1632	
85 SWEDEN				2506	
246 CZECHO S			2	4152	
990 U STATES	123	805679	1402	9581880	
	148	890687	1605	10299310	
ROLLER BEARINGS AND PARTS NOP					
1 U KINGDOM		50578		438512	5680
43 AUSTRIA		3111		36291	
54 FRANCE		5843		31762	
55 GERMANY W		46099		292642	
67 ITALY				19505	
85 SWEDEN		58176		596360	
86 SWITZRLND				4995	
559 JAPAN		2800		5639	
990 U STATES		610933		7358551	
		777540		8784257	
ANCHORS FOR VESSELS					
1 U KINGDOM	CWT 264	4291	2189	42677	5681
73 NETHRLNDS			1	71	
76 NORWAY			147	4483	
990 U STATES	297	3336	4811	91115	
	561	7627	7148	138346	
BALL AND ROLR BRNGS FOR AUTOS					
1 U KINGDOM		61022		309001	5682
54 FRANCE		497		4232	
55 GERMANY W		3245		51230	
85 SWEDEN				5380	
246 CZECHO S				523	
559 JAPAN				2168	
990 U STATES		148168		1662035	
		212932		2034569	
BALLS ROLLERS FOR BEARINGS					
1 U KINGDOM		2947		13391	5683
43 AUSTRIA		340		1696	
54 FRANCE		1494		24289	
55 GERMANY W		7214		158963	
85 SWEDEN		7860		167813	
559 JAPAN				2822	
990 U STATES		53082		514063	
		72937		883037	
BALL BEARINGS AND PARTS N O P					
1 U KINGDOM		98183		934401	5685
43 AUSTRIA		6542		136370	
54 FRANCE		2792		14331	
55 GERMANY W		111870		748570	
67 ITALY		320		48744	
73 NETHRLNDS				479	
85 SWEDEN		71609		454835	
86 SWITZRLND		353		10564	
559 JAPAN		7873		25683	
990 U STATES		552565		5932815	
		852107		8306792	
BOTTLES STEEL FOR GAS					
1 U KINGDOM		56719		120746	5686
85 SWEDEN				2084	
813 BAHAMAS				900	
815 BERMUDA		2010		12210	
824 JAMAICA				56	
990 U STATES		86636		943954	
		145365		1079950	
BAYONETS SWORDS FOILS MASKS					
1 U KINGDOM		230		8321	5687
54 FRANCE				258	
55 GERMANY W		374		4451	
67 ITALY				92	
614 AUSTRALIA				1315	
990 U STATES		997		12907	
		1601		27344	
GALVANIZED RANGE BOILERS					
1 U KINGDOM	NO 40	416	885	9867	5689
990 U STATES	70	899	810	7237	
	110	1315	1695	17104	
DRUMS CYLINDERS BARRELS TANKS					
1 U KINGDOM		2224		20784	5690
54 FRANCE				5141	
55 GERMANY W		101		101	
85 SWEDEN				6075	
815 BERMUOA				998	
822 BARBADOS				60	
990 U STATES		169698		1940969	
		172023		1974128	
FRAMES FOR PURSES RETICULES					
1 U KINGDOM		41220		366208	5691
43 AUSTRIA				2791	
44 BELG LUX		464		41239	
54 FRANCE				1778	
55 GERMANY W		25506		191410	
67 ITALY		1373		15830	
82 SPAIN		583		23975	
516 HONG KONG		128		1849	
990 U STATES		34060		476885	
		103334		1121965	

IMPORTS BY COMMODITIES AND COUNTRIES

Commodity and Country	NOVEMBER 1961		JANUARY TO NOVEMBER 1961		Class Number
	Quantity	Value (\$)	Quantity	Value (\$)	
FURNITURE OF METAL					5 692
1 U KINGDOM		18088		253445	
43 AUSTRIA		62		352	
44 BELG LUX		124		4770	
49 DENMARK		653		22443	
54 FRANCE		1509		33757	
55 GERMANY W		2082		134122	
67 ITALY		710		12186	
73 NETHRLNDS		3792		19918	
76 NORWAY		2094		9976	
78 PORTUGAL		57		2466	
85 SWEDEN		701		31195	
86 SWITZRLND		1397		3686	
246 CZECHO S		1986		2395	
262 HUNGARY				54	
277 POLAND				2781	
288 YUGO SLAV		752		1974	
516 HONG KONG				9018	
519 INDIA				1568	
559 JAPAN		3548		39580	
614 AUSTRALIA				253	
874 MEXICO		71		225	
990 U STATES		921724		8359975	
		959350		8946209	
MATERIALS FOR BUOYS					5 693
1 U KINGDOM				422	
85 SWEDEN		166		10157	
990 U STATES		6878		43878	
		7044		54457	
GOLF SHAFTS OF SEAMLESS STEEL	NO				5 694
1 U KINGDOM	41467	32836	495221	374011	
990 U STATES			1700	3041	
	41467	32836	496921	377052	
MATERIALS FOR RIFLES					5 695
990 U STATES				348	
				348	
METAL PARTS FOR SHOTGUNS					5 696
GUN BARRELS ROUGH BORED					5 697
990 U STATES				2107	
				2107	
GUNS RIFLES AIR GUNS FIREARMS					5 698
1 U KINGDOM		12852		105083	
43 AUSTRIA		1564		1564	
44 BELG LUX				4614	
53 FINLAND				50	
54 FRANCE		551		24514	
55 GERMANY W		2689		42185	
67 ITALY		1524		8209	
82 SPAIN		288		7068	
85 SWEDEN				1125	
86 SWITZRLND		254		1251	
246 CZECHO S		864		10172	
262 HUNGARY				2400	
559 JAPAN		96		2831	
990 U STATES		57790		604324	
		78472		815390	
GUNS NOT MADE IN CANADA					5 699
1 U KINGDOM		175520		689638	
43 AUSTRIA		2100		14863	
44 BELG LUX		24921		339170	
49 DENMARK				10961	
53 FINLAND				15728	
54 FRANCE		6842		73912	
55 GERMANY W		5545		88749	
67 ITALY		4723		124177	
82 SPAIN		4688		74675	
85 SWEDEN		2947		91963	
86 SWITZRLND				93	
246 CZECHO S		317		53289	
258 GERMANY E				2067	
262 HUNGARY		1035		2131	
559 JAPAN		5621		80811	
614 AUSTRALIA		4000		34529	
990 U STATES		129817		2702367	
		368076		4399123	
KNIFE FORK SCISSORS BLANKS					5 700
1 U KINGDOM		109		695	
49 DENMARK				387	
990 U STATES		17146		174148	
		17255		175230	
METAL PARTS LOOSELEAF BINDERS					5 701
1 U KINGDOM		15451		135100	
85 SWEDEN				5216	
559 JAPAN				12423	
990 U STATES		37976		421710	
		53427		574449	
STILL FILM PROJECTORS SLIDES					5 702
1 U KINGDOM		131		13368	
43 AUSTRIA				8465	
49 DENMARK				50	
54 FRANCE		78		9212	
55 GERMANY W		3432		45036	
86 SWITZRLND				954	
559 JAPAN		6017		18486	
614 AUSTRALIA				52	

IMPORTS BY COMMODITIES AND COUNTRIES

Commodity and Country	NOVEMBER 1961		JANUARY TO NOVEMBER 1961		Class Number
	Quantity	Value (\$)	Quantity	Value (\$)	
990 U STATES		240761		1833238	
PRESSED STEEL BELT PULLEYS		250419		1928861	
1 U KINGDOM				11559	5703
990 U STATES		28347		208968	
SAFES AND DOORS FOR VAULTS		28347		220527	
1 U KINGDOM		14771		254403	5706
55 GERMANY W				208	
76 NORWAY		441		3199	
559 JAPAN				800	
990 U STATES		165203		1371777	
STEEL WOOL		180415		1630387	
1 U KINGDOM		4435		15664	5708
55 GERMANY W				598	
86 SWITZRLND				615	
990 U STATES		4131		45363	
LATH OF IRON OR STEEL		8566		62240	
1 U KINGDOM	CWT		2080	20789	5709
990 U STATES		23	399	4482	
VALVES IRON OR STEEL N O P		23	399	6562	
1 U KINGDOM				92240	5713
43 AUSTRIA		105659		995365	
49 DENMARK				1967	
55 GERMANY W		342		3151	
67 ITALY		4505		52879	
73 NETHRLNDS		1148		11452	
85 SWEDEN		29710		204071	
86 SWITZRLND				40555	
427 UN SO AFR				3901	
559 JAPAN				4678	
990 U STATES		1354		6476	
MANUFACTURES OF IRON STEEL NOP		1365643		11235610	
1 U KINGDOM		1508361		12560105	5714
43 AUSTRIA		434479		3962063	
44 BELG LUX		3015		33462	
49 DENMARK		12805		58477	
54 FRANCE		4474		31133	
55 GERMANY W		9469		97950	
64 IRELAND		71426		1015423	
67 ITALY				2654	
73 NETHRLNDS		13679		125209	
76 NORWAY		15392		83994	
82 SPAIN		1928		84257	
85 SWEDEN		273		4017	
86 SWITZRLND		40240		394439	
246 CZECHO S		7288		46783	
427 UN SO AFR		393		4537	
516 HONG KONG		305		765	
519 INDIA		5872		38313	
527 PAKISTAN				1641	
553 CHINA COM				332	
559 JAPAN		57051		258	
614 AUSTRALIA		511		416996	
622 NEW ZEAL		4554		11090	
815 BERMUDA				8917	
874 MEXICO				594	
886 P RICO		1320		2647	
990 U STATES		4881259		4748	
COOKING STOVES COAL OR WOOD	NO	5565733		50066889	
1 U KINGDOM				56497588	5715
990 U STATES		9	692	135	
COOKING STOVES ELEC OVER 25DOL	NO			2	
1 U KINGDOM				297	5716
76 NORWAY				1	
990 U STATES		65	10403	712	
COOKING STOVES GAS OVER 10 DOL	NO			1	
1 U KINGDOM				155	5717
990 U STATES		1087	102236	12791	
COOKING STOVES OIL OVER 10 DOL	NO			10	
1 U KINGDOM				1495	5718
990 U STATES		1087	102236	12801	
FURNACES DOMESTIC HOT WATER				14	
1 U KINGDOM				167	5719
990 U STATES				229	
OIL BURNERS				243	
990 U STATES		38375		216779	
RADIATORS CAST IRON		38375		216779	
ELECTRIC COOKING APPARATUS NOP	NO				
1 U KINGDOM					5721
54 FRANCE		84	6125	1984	
55 GERMANY W		84	6125	1984	
64 IRELAND					
67 ITALY					
86 SWITZRLND					
RADIATORS CAST IRON	SQ FT				5722
ELECTRIC COOKING APPARATUS NOP					
1 U KINGDOM		15808		80083	5723
54 FRANCE				5090	
55 GERMANY W		52		10205	
64 IRELAND		738		13539	
67 ITALY		1440		17124	
86 SWITZRLND		425		1136	

IMPORTS BY COMMODITIES AND COUNTRIES

Commodity and Country	NOVEMBER 1961		JANUARY TO NOVEMBER 1961		Class Number
	Quantity	Value (\$)	Quantity	Value (\$)	
559 JAPAN		1657		20712	
990 U STATES		515041		3685260	
HEATING COOKING APPARATUS NOP		535161		3833149	5724
1 U KINGDOM		66655		146827	
43 AUSTRIA		1788		6111	
44 BELG LUX		6850		6850	
49 DENMARK		1202		7586	
54 FRANCE		2970		33504	
55 GERMANY W		5326		12398	
67 ITALY				2703	
73 NETHRLNDS		53		5082	
85 SWEDEN		6200		34570	
86 SWITZRLNO				1415	
246 CZECHO S		473		4262	
559 JAPAN		1516		161092	
990 U STATES		636156		4970840	
PARTS HEATING AND COOKING APP		729189		5393240	5725
1 U KINGDOM		5345		57268	
49 DENMARK				481	
55 GERMANY W		1034		5394	
73 NETHRLNDS		1262		18626	
85 SWEDEN		74		23418	
559 JAPAN				16042	
874 MEXICO				553	
990 U STATES		1297862		11665612	
OVENS COMMERCIAL BAKERY		1305577		11787394	5726
1 U KINGDOM				165479	
55 GERMANY W				3183	
990 U STATES		28105		265245	
GAS STOVE THERMOSTATS LIGHTERS		28105		433907	5727
990 U STATES		6469		53733	
HEATERS OIL 20 DOLLARS OR OVER	NO	6469		53733	5728
1 U KINGDOM	50	1450	164	5525	
55 GERMANY W	54	1900	84	3298	
614 AUSTRALIA	36	827	36	827	
990 U STATES	755	56832	8028	456167	
METAL STAMPINGS FOR BATHTUBS	CWY	895	8312	465817	5729
990 U STATES	9122	165151	116768	2134799	
INDUSTRIAL FURNACES AND PARTS	9122	165151	116768	2134799	5730
1 U KINGDOM		45202		174602	
55 GERMANY W		15294		68130	
67 ITALY				2072	
73 NETHRLNDS				6967	
85 SWEDEN				1309	
86 SWITZRLNO				8113	
990 U STATES		142671		1658612	
RANGE OIL BURNERS	NO	203167		1919805	5731
990 U STATES	166	6593	1147	46286	
WATER HEATER PARTS	166	6593	1147	46286	5733
1 U KINGDOM		371		8517	
55 GERMANY W				120	
990 U STATES		64299		817613	
WATER HEATERS GAS	NO	64670		826250	5734
1 U KINGDOM	58	3729	322	17811	
55 GERMANY W			152	7728	
990 U STATES	773	55536	7757	612681	
WATER HEATERS ELECTRIC	NO	831	8231	638220	5735
1 U KINGDOM	33	2234	112	6172	
55 GERMANY W	224	511	2893	9131	
990 U STATES	2429	14701	10264	284826	
WATER HEATERS N O P	NO	2686	13269	300129	5736
1 U KINGDOM			26	1397	
990 U STATES	430	21694	3946	265750	
HOUSEHOLD SCALES AND PTS	NO	430	3972	267147	5737
1 U KINGDOM	48	146	478	1338	
55 GERMANY W	395	1417	4335	11085	
67 ITALY			120	304	
85 SWEDEN		52		206	
990 U STATES	19735	70669	154807	526061	
SCALES BALANCES PARTS N O P	NO	20178	159740	538994	5738
1 U KINGDOM		55761		238035	
44 BELG LUX		14471		46990	
49 DENMARK				2977	
55 GERMANY W		7939		86370	
67 ITALY				2524	
73 NETHRLNDS		1311		26482	
85 SWEDEN		681		11493	
86 SWITZRLND		13977		132693	
559 JAPAN				364	
990 U STATES		344700		2738729	
		438840		3286657	

IMPORTS BY COMMODITIES AND COUNTRIES

Commodity and Country	NOVEMBER 1961		JANUARY TO NOVEMBER 1961		Class Number
	Quantity	Value (\$)	Quantity	Value (\$)	
GAS FURNACES DOMESTIC WARM AIR 990 U STATES	NO				5739
	578	68598	6497	823092	
FURNACES DOMESTIC WARM AIR NOP 990 U STATES	NO				5740
	493	68553	3434	512136	
SPRINGS FOR RAILWAY VEHICLES 1 U KINGDOM		143		252	5892
		848		36577	
SPRINGS FOR OTHER VEHICLES 990 U STATES		991		36829	5893
		162		5269	
SPRINGS FOR FURNITURE 49 DENMARK		162		5269	5894
				4015	
73 NETHRLNDS		433		433	
		6946		62108	
990 U STATES		7379		66556	

IMPORTS BY COMMODITIES AND COUNTRIES

Commodity and Country	NOVEMBER 1961		JANUARY TO NOVEMBER 1961		Class Number
	Quantity	Value (\$)	Quantity	Value (\$)	
GROUP 6					
NONFERROUS METALS AND PRODUCTS					
ALUMINA AND BAUXITE N O P	CWT				6001
1 U KINGDOM	1	106	664	4261	
55 GERMANY W	44	770	174	2518	
427 UN SO AFR	800	4072	1616	7946	
716 B GUIANA	191630	211706	1370309	1452157	
777 SURINAM	116797	114709	1410269	1368080	
990 U STATES	38871	245827	255412	1569074	
	348143	577190	3038444	4404036	
BAUXITE ALUMINA FOR REFINING	CWT				6002
465 GUINEA	311942	99581	7340903	4004706	
614 AUSTRALIA			117242	347894	
716 B GUIANA	2491821	1850661	19357113	10605479	
777 SURINAM	298928	95281	5189856	1536769	
824 JAMAICA	1081875	3441587	8202689	26059417	
990 U STATES	270700	906068	2182545	7164552	
	4455266	6393178	42390348	49718817	
CRYOLITE OR KRYOLITE	CWT				6003
49 DENMARK			33069	264000	
55 GERMANY W			200	2444	
67 ITALY	11020	116360	11240	118830	
990 U STATES	241	3105	2601	29638	
	11261	119465	47110	414912	
ALUMINUM PIGS INGOTS BLOCKS	CWT				6004
1 U KINGDOM	112	3005	239	6519	
990 U STATES	1135	62552	11472	438255	
	1247	65557	11711	444774	
ALUMINUM SCRAP	CWT				6005
990 U STATES	2252	27061	30530	307630	
	2252	27061	30530	307630	
ALUMINUM ANGLES CHANNELS BEAMS	CWT				6006
1 U KINGDOM	82	4686	1376	70865	
55 GERMANY W			17	2904	
86 SWITZRLND			114	4361	
990 U STATES	402	21091	4207	229666	
	484	25777	5714	307796	
ALUMINUM BAR ROD AND WIRE RODS	CWT				6007
1 U KINGDOM	441	21156	1828	86364	
43 AUSTRIA	299	9406	491	15825	
86 SWITZRLND	258	10300	1356	54677	
990 U STATES	273	19683	9343	482779	
	1271	60545	13018	639645	
ALUMINUM LEAF OR FOIL					6009
1 U KINGDOM		11101		389560	
43 AUSTRIA				17117	
55 GERMANY W		5984		33459	
67 ITALY				1172	
73 NETHRLNDS				3273	
85 SWEDEN				717	
86 SWITZRLND		9206		9831	
990 U STATES		101413		704270	
		127704		1159399	
ALUMINUM PIPES AND TUBES	CWT				6010
1 U KINGDOM	98	8325	1943	139526	
990 U STATES	801	73273	3868	354058	
	899	81598	5811	493584	
ALUMINUM PLATES SHEETS STRIPS	CWT				6011
1 U KINGDOM	5855	235839	53056	2130515	
43 AUSTRIA	363	11565	2465	84853	
44 BELG LUX	1337	37937	6290	188708	
54 FRANCE			653	28468	
55 GERMANY W	70	2802	82	3725	
73 NETHRLNDS	1590	58371	6989	253966	
86 SWITZRLND	199	8115	869	34340	
559 JAPAN	865	28388	2664	92452	
874 MEXICO			37	1695	
990 U STATES	8080	474040	65023	3879199	
	18359	857057	138128	6697921	
ALUMINUM POWDER AND PASTE	LB				6012
1 U KINGDOM			39808	13198	
55 GERMANY W			10837	4609	
990 U STATES	3445	1955	63649	39119	
	3445	1955	114294	56926	
ALUMINUM WIRE AND CABLE	CWT				6013
1 U KINGDOM	10	598	122	6442	
559 JAPAN			220	11600	
990 U STATES	345	15540	3018	144221	
	355	16138	3360	162263	
ALUMINUM HOUSEHOLD HOLLOW WARE					6014
1 U KINGDOM		22216		85596	
54 FRANCE				34093	
55 GERMANY W		5212		15672	
67 ITALY		29472		181381	
73 NETHRLNDS		1083		1498	
76 NORWAY		1548		3077	
85 SWEDEN		236		784	
86 SWITZRLND				5156	
262 HUNGARY				287	
516 HONG KONG		460		16455	
559 JAPAN		6632		87318	

IMPORTS BY COMMODITIES AND COUNTRIES

Commodity and Country	NOVEMBER 1961		JANUARY TO NOVEMBER 1961		Class Number
	Quantity	Value (\$)	Quantity	Value (\$)	
990 U STATES		71160		818725	
ALUMINUM MANUFACTURES N O P		138019		1250042	6015
1 U KINGDOM		47199		425575	
43 AUSTRIA		117		1255	
44 BELG LUX		2238		36656	
49 DENMARK		88		1941	
54 FRANCE		317		16538	
55 GERMANY W		16698		136329	
67 ITALY		2671		60948	
73 NETHRLNDS		4266		37453	
76 NORWAY		771		19225	
82 SPAIN				6736	
85 SWEDEN		636		8105	
86 SWITZRLND		1462		26290	
288 YUGO SLAV				651	
516 HONG KONG		757		5111	
559 JAPAN		13859		151340	
614 AUSTRALIA		1731		14050	
990 U STATES		1307730		13351984	
BRASS SCRAP	CWT	1400540		14300187	6022
76 NORWAY			147	2940	
826 LEEW WIND			12	253	
990 U STATES	169	4223	2469	47219	
BRASS INGOTS BARS RODS	CWT	169	2628	50412	6023
1 U KINGDOM	3666	99542	13185	365392	
55 GERMANY W			254	10728	
76 NORWAY			204	5660	
990 U STATES	298	17298	4042	244876	
BRASS IN STRIPS SHEETS PLATES	CWT	3964	17685	626656	6024
1 U KINGDOM	643	23272	4446	149869	
44 BELG LUX	60	2367	506	19404	
55 GERMANY W	20	998	189	8728	
559 JAPAN			1	52	
990 U STATES	132	9918	1915	152558	
BRASS TUBING	CWT	855	7057	330611	6025
1 U KINGDOM	109	1501	324	10225	
55 GERMANY W	95	10053	717	48191	
67 ITALY	36	1746	36	1746	
86 SWITZRLND			15	1498	
990 U STATES	768	44536	9535	573138	
METAL CAPS FOR ELEC BATTERIES		1008	10627	634798	6026
990 U STATES		7923		78072	
BRASS HAND PUMPS N O P		7923		78072	6030
1 U KINGDOM				301	
990 U STATES		673		21313	
BRASS VALVES PLATED OR NOT		673		21614	6031
1 U KINGDOM		28641		386272	
49 DENMARK		2327		58417	
55 GERMANY W		2386		86295	
67 ITALY		22707		182622	
73 NETHRLNDS		470		12250	
85 SWEDEN				47493	
86 SWITZRLND				711	
355 ISRAEL		2025		5287	
559 JAPAN		27481		70796	
990 U STATES		374284		3810278	
BRASS METERS AND PARTS		460321		4660421	6032
1 U KINGDOM		2427		13856	
427 UN SO AFR				987	
990 U STATES		23163		291827	
BRASS WIRE N O P	LB	25590		306670	6033
1 U KINGDOM	4480	1900	62300	35498	
559 JAPAN			6000	2913	
990 U STATES	3762	2737	122129	71096	
BRASS WIRE CLOTH OR WOVEN WIRE		8242	190429	109507	6034
1 U KINGDOM		721		4687	
54 FRANCE				916	
55 GERMANY W		459		4576	
73 NETHRLNDS		226		2667	
559 JAPAN				7146	
990 U STATES		4114		107429	
BRASS MANUFACTURES N O P		5520		127421	6035
1 U KINGDOM		79910		623327	
43 AUSTRIA		360		5747	
44 BELG LUX		183		3799	
49 DENMARK		2070		23066	
54 FRANCE		785		13762	
55 GERMANY W		16065		156133	
59 GREECE		72		530	
64 IRELAND				3568	
67 ITALY		23877		112555	
73 NETHRLNDS		576		84651	
76 NORWAY		1193		2810	
82 SPAIN		141		12810	

IMPORTS BY COMMODITIES AND COUNTRIES

Commodity and Country	NOVEMBER 1961		JANUARY TO NOVEMBER 1961		Class Number
	Quantity	Value (\$)	Quantity	Value (\$)	
85 SWEDEN		465		101992	
86 SWITZRLND		810		24268	
246 CZECHOS		150		1588	
355 ISRAEL		4108		20508	
516 HONG KONG		7769		43641	
519 INDIA		13277		68105	
553 CHINA COM				739	
559 JAPAN		24404		115377	
583 THAILAND		471		939	
874 MEXICO				4469	
990 U STATES		1035079		9720998	
		1211765		11145382	
PLUMBERS BRASS GOODS					6037
1 U KINGDOM		11745		75009	
44 BELG LUX		3369		3369	
55 GERMANY W		28701		63437	
67 ITALY		59426		450842	
73 NETHRLNDS				76118	
85 SWEDEN				6730	
86 SWITZRLND				1114	
288 YUGO SLAV				46075	
355 ISRAEL		2638		3340	
559 JAPAN		22882		190323	
990 U STATES		343806		3569316	
		472567		4485673	
COPPER IN BLOCKS PIGS INGOTS	CWT				6042
990 U STATES			30	2205	
			30	2205	
COPPER SCRAP	CWT				6043
990 U STATES	8999	266758	77485	2171907	
	8999	266758	77485	2171907	
COPPER BARS FOR ELECTRIC WIRES	CWT				6044
990 U STATES	2221	85759	23480	877692	
	2221	85759	23480	877692	
COPPER IN BARS OR RODS N O P	CWT				6046
1 U KINGDOM			81	3209	
990 U STATES	385	12025	1156	47605	
	385	12025	1237	50814	
COPPER IN STRIPS SHEETS PLATES	CWT				6047
1 U KINGDOM	122	5851	759	30344	
55 GERMANY W			4	1042	
990 U STATES	63	6027	1686	124898	
	185	11878	2449	156284	
COPPER TUBING	CWT				6048
1 U KINGDOM	329	12711	11657	488776	
55 GERMANY W			116	6978	
755 CHILE			2290	82414	
990 U STATES	274	25365	3243	261557	
	603	38076	17306	839725	
COPPER ROLLERS FOR WALL PAPER					6049
1 U KINGDOM				85498	
990 U STATES		2541		18351	
		2541		103849	
COPPER WIRE N O P	LB				6050
1 U KINGDOM			2145	2684	
73 NETHRLNDS			456	972	
990 U STATES	3558	3164	31990	34009	
	3558	3164	34591	37665	
COPPER WIRE CLOTH WOVEN WIRE					6051
1 U KINGDOM		80		3260	
990 U STATES		1070		15050	
		1150		18310	
COPPER MANUFACTURES OF N O P					6052
1 U KINGDOM		1668		37469	
44 BELG LUX				1311	
49 DENMARK		50		1028	
53 FINLAND				560	
54 FRANCE		57		1149	
55 GERMANY W				18188	
67 ITALY				8191	
73 NETHRLNDS				4341	
85 SWEDEN				1274	
86 SWITZRLND		944		2894	
355 ISRAEL				370	
385 UAR EGYPT				1785	
516 HONG KONG		232		808	
519 INDIA				212	
559 JAPAN		635		2073	
990 U STATES		127722		1507892	
		131308		1589545	
LEAD IN PIGS AND BLOCKS	LB				6061
990 U STATES	3045	1190	36200	8733	
	3045	1190	36200	8733	
LEAD OLD AND SCRAP	LB				6062
990 U STATES			130751	12543	
			130751	12543	
LEAD IN BARS AND SHEETS	LB				6063
1 U KINGDOM	45846	6384	113710	14939	
990 U STATES	607	243	5036	2072	
	46453	6627	118746	17011	
LEAD CAPSULES FOR BOTTLES					6065
1 U KINGDOM		6220		12501	
54 FRANCE				250	
73 NETHRLNDS		5520		25050	
614 AUSTRALIA		104		208	
990 U STATES				2734	
		11844		40743	

IMPORTS BY COMMODITIES AND COUNTRIES

Commodity and Country	NOVEMBER 1961		JANUARY TO NOVEMBER 1961		Class Number
	Quantity	Value (\$)	Quantity	Value (\$)	
LEAD MANUFACTURES N O P					6068
1 U KINGDOM		12118		79594	
54 FRANCE		353		1009	
55 GERMANY W		780		4268	
67 ITALY				400	
73 NETHRLNDS				17748	
76 NORWAY				124	
85 SWEDEN				516	
246 CZECHO S				449	
516 HONG KONG				162	
553 CHINA COM		3289		3289	
559 JAPAN				4583	
990 U STATES		15014		202035	
		31554		314177	
ROOS 90 PC NICKEL FOR WIRE	LB				6070
990 U STATES		7849	80238	108881	
		7849	10955	108881	
NICKEL IN INGOTS BLOCKS SHOT	LB				6071
990 U STATES		300	20610	21875	
		300	1442	20610	
NICKEL BARS RODS STRIPS SHEETS	LB				6072
1 U KINGDOM		836	1900	7568	15850
76 NORWAY		2351656	1996212	4989197	4230702
85 SWEDEN		660	772	3940	7192
990 U STATES		293000	350897	3073451	3551414
		2646152	2349781	8074156	7805158
NICKEL SILVER IN INGOTS BLOCKS	LB				6073
1 U KINGDOM			175	94	
990 U STATES		482	770	3024	4948
		482	770	3199	5042
NICKEL CHROMIUM IN BARS RODS	LB				6074
1 U KINGDOM		2200	3703	20826	32811
990 U STATES		7989	17554	46860	76586
		10189	21257	67686	109397
NICKEL MANUFACTURES NOT PLATED					6075
1 U KINGDOM			2564	16033	
55 GERMANY W				430	
67 ITALY				2367	
73 NETHRLNDS				2418	
516 HONG KONG				178	
990 U STATES			8593	96117	
			11157	117543	
NICKEL NICKEL PLATED WARE NOP					6077
1 U KINGDOM		12671		204285	
43 AUSTRIA		593		6900	
44 BELG LUX		102		919	
49 DENMARK				6252	
54 FRANCE		5769		27143	
55 GERMANY W		26447		233013	
67 ITALY		155		24582	
73 NETHRLNDS		9256		36775	
82 SPAIN				1087	
85 SWEDEN		1625		4117	
86 SWITZRLND				2132	
246 CZECHO S		1630		5125	
516 HONG KONG		210		2591	
519 INDIA				353	
559 JAPAN		8240		47349	
614 AUSTRALIA				894	
990 U STATES		165025		1400832	
		231723		2004349	
ELECTRO PLATED WARE GILT WARE					6082
1 U KINGDOM		144358		1017284	
43 AUSTRIA		2561		12945	
44 BELG LUX		2217		16420	
49 DENMARK		1871		17359	
54 FRANCE		7825		42510	
55 GERMANY W		74871		560243	
67 ITALY		33647		175471	
73 NETHRLNDS		9625		63050	
76 NORWAY		190		777	
82 SPAIN		618		12528	
85 SWEDEN		4701		15897	
86 SWITZRLND		444		7514	
246 CZECHO S		72		1555	
355 ISRAEL				571	
427 UN SO AFR				995	
516 HONG KONG		7642		61959	
559 JAPAN		52348		590826	
614 AUSTRALIA				16047	
990 U STATES		1087325		10511975	
		1430315		13125926	
GOLD SILVER SWEEPS GOLD FRINGE					6084
1 U KINGDOM				1865	
54 FRANCE		547		6877	
55 GERMANY W				332	
990 U STATES				8287	
				17361	
GOLD SILVER DUTCH METAL LEAF					6085
1 U KINGDOM		3531		64225	
55 GERMANY W				3919	
67 ITALY				1516	
990 U STATES		8822		76491	
		12353		146151	
GOLD MANUFACTURES N O P					6086
1 U KINGDOM		2811		11296	

IMPORTS BY COMMODITIES AND COUNTRIES

Commodity and Country	NOVEMBER 1961		JANUARY TO NOVEMBER 1961		Class Number
	Quantity	Value (\$)	Quantity	Value (\$)	
54 FRANCE				233	
55 GERMANY W		303		21956	
67 ITALY				976	
86 SWITZRLND		348		557	
516 HONG KONG				202	
990 U STATES		12905		154041	
		16367		189261	
PLATINUM PALLADIUM IRIDIUM					6087
1 U KINGDOM		948345		10956573	
990 U STATES		4804		264847	
		953149		11221420	
PLATINUM CRUCIBLES					6088
1 U KINGDOM				44958	
990 U STATES		90932		1207338	
		90932		1252296	
SILVER UNMANUFACTURED	TR OZ				6091
1 U KINGDOM			3020	2946	
747 BOLIVIA			456	475	
813 BAHAMAS	2542	2463	17332	16086	
874 MEXICO			1471221	1339659	
990 U STATES	1638420	1566857	9718675	9149609	
	1640962	1569320	11210704	10508775	
TOILET ARTICLES OF STERLING					6093
1 U KINGDOM		1172		11948	
54 FRANCE				260	
55 GERMANY W		131		533	
990 U STATES		1288		9222	
		2591		21963	
SILVER MANUFACTURES N O P					6094
1 U KINGDOM		39687		337168	
43 AUSTRIA		293		293	
44 BELG LUX				55	
49 DENMARK		2171		26140	
54 FRANCE		932		2567	
55 GERMANY W		10131		76062	
64 IRELAND				50	
67 ITALY		1867		12592	
73 NETHRLNDS				2975	
76 NORWAY		146		2557	
85 SWEDEN		729		5088	
86 SWITZRLND				348	
516 HONG KONG				267	
559 JAPAN		70		3667	
744 ARGENTINA				1340	
815 BERMUDA				100	
864 GUATEMALA				231	
874 MEXICO		216		3276	
990 U STATES		29150		245664	
		85392		720440	
TIN BLOCKS PIGS OR BARS	CWT				6101
1 U KINGDOM	6514	798223	11462	1331057	
44 BELG LUX			9072	1022872	
55 GERMANY W			2863	325100	
524 MALAYA	2912	361460	35080	3911756	
747 BOLIVIA	224	28624	2816	293904	
990 U STATES	338	44070	9158	954200	
	9288	1232377	70451	7838889	
TIN FOIL	LB				6102
1 U KINGDOM			175	145	
990 U STATES	2419	4286	23585	32462	
	2419	4286	23760	32607	
COLLAPSIBLE TUBES OF METAL					6103
1 U KINGDOM				5571	
990 U STATES		22950		334765	
		22950		340336	
ZINC DROSS AND ZINC SCRAP	CWT				6110
990 U STATES			2543	15479	
			2543	15479	
ZINC PIGS SLABS BLOCKS ANODES	CWT				6112
55 GERMANY W			111	2297	
990 U STATES	287	4066	12274	159308	
	287	4066	12385	161605	
ZINC BARS RODS PLATES SHEETS	CWT				6113
1 U KINGDOM	46	736	1370	23046	
44 BELG LUX			1853	32031	
54 FRANCE			29	873	
55 GERMANY W	330	4956	2509	50784	
990 U STATES	862	25743	10565	333603	
	1238	31435	16326	440337	
ZINC DUST AND GRANULES	CWT				6115
1 U KINGDOM	850	14935	1862	32876	
44 BELG LUX	1102	15434	7935	107469	
990 U STATES	72	1247	6337	99487	
	2024	31616	16134	239832	
ZINC MANUFACTURES N O P					6116
1 U KINGDOM		4719		40301	
43 AUSTRIA				177	
44 BELG LUX				5070	
49 DENMARK				96	
54 FRANCE		952		1232	
55 GERMANY W		5045		17366	
67 ITALY		3100		12843	
516 HONG KONG		7510		38278	
559 JAPAN				1157	
990 U STATES		249695		2306952	
		271021		2423472	

IMPORTS BY COMMODITIES AND COUNTRIES

Commodity and Country	NOVEMBER 1961		JANUARY TO NOVEMBER 1961		Class Number	
	Quantity	Value (\$)	Quantity	Value (\$)		
ZINC SLUGS DISCS AND SHELLS					6117	
1 U KINGDOM		1211		15102		
990 U STATES		15200		176533		
		16411		191635		
ALLOYS OF COPPER					6119	
1 U KINGDOM				31226		
55 GERMANY W				16847		
990 U STATES		27694		339460		
		27694		387533		
ALLOYS OF MAGNESIUM					6120	
1 U KINGDOM				10028		
990 U STATES		6281		404167		
		6281		414195		
BABBITT METAL IN BLOCKS BARS					6121	
1 U KINGDOM	CWT		244	4263		
990 U STATES		42	507	22368		
		42	751	26631		
BRITANNIA METAL AND MFRS					6123	
1 U KINGDOM				5477		
49 DENMARK		430		2105		
73 NETHRLNDS		94		570		
990 U STATES		564		4454		
		1088		12606		
CHROMIUM TUNGSTEN FOR ALLOYS					6124	
1 U KINGDOM	LB	11250	61714	65922		
54 FRANCE		5000	5000	4806		
55 GERMANY W			6720	12758		
85 SWEDEN			740	2342		
990 U STATES		4831	37518	135542		
		21081	111692	221370		
ALLOY SLUGS CAST WITH DIAMONDS					6125	
990 U STATES				12915		
				12915		
PHOSPHOR TIN PHOSPHOR BRONZE					6126	
1 U KINGDOM	LB	126355	932115	563666		
55 GERMANY W			151124	96381		
990 U STATES		3278	67232	61122		
		129633	1150471	721169		
WATCHES OVER ONE JEWEL					6127	
1 U KINGDOM				1926		
54 FRANCE		60		236279		
55 GERMANY W		32356		69782		
67 ITALY		3342		5451		
86 SWITZRLND		793		899085		
287 U S S R		115676		196		
516 HONG KONG				480		
559 JAPAN		92		1447		
990 U STATES		4687		30874		
		157006		1245520		
WATCHES ONE OR NO JEWEL						6128
1 U KINGDOM				2423		
43 AUSTRIA				2334		
55 GERMANY W		1916		22402		
86 SWITZRLND		57903		409473		
990 U STATES		152		33068		
		59971		469700		
WATCH ACTIONS OVER ONE JEWEL					6129	
54 FRANCE		23030		106741		
55 GERMANY W		13223		80820		
86 SWITZRLND		468386		3070217		
559 JAPAN		3099		52065		
785 VENEZUELA				150		
990 U STATES		20784		109258		
		528522		3419251		
WATCH ACTIONS ONE OR NO JEWEL					6130	
1 U KINGDOM		3415		213078		
54 FRANCE				1780		
55 GERMANY W		124		17601		
86 SWITZRLND		15547		82419		
990 U STATES				1739		
		19086		316617		
CLOCKS N O P					6131	
1 U KINGDOM	NO	200	2095	2511		
49 DENMARK				45		
54 FRANCE		120	761	648		
55 GERMANY W		12677	61973	94506		
67 ITALY				181		
73 NETHRLNDS		19	729	246		
82 SPAIN				8		
85 SWEDEN		8	97	190		
86 SWITZRLND		573	6285	2815		
559 JAPAN				22404		
990 U STATES		22850	112597	146932		
		36447	184537	270486		
				27891		
				1048		
				4934		
				426553		
				1901		
				7055		
				348		
				4182		
				29001		
				24560		
				726539		
				1254012		
CLOCK MOVEMENTS AND CASES					6132	
1 U KINGDOM				12599		
54 FRANCE				57659		
55 GERMANY W				55964		
86 SWITZRLND				5622		
559 JAPAN				903		
990 U STATES		11465		83988		
		25140		216735		
PARTS OF CLOCK MOVEMENTS					6133	
1 U KINGDOM				39559		
44 BELG LUX				226		
54 FRANCE				10272		

IMPORTS BY COMMODITIES AND COUNTRIES

Commodity and Country	NOVEMBER 1961		JANUARY TO NOVEMBER 1961		Class Number	
	Quantity	Value (\$)	Quantity	Value (\$)		
55 GERMANY W		1878		58136	6134	
73 NETHRLNDS				11122		
76 NORWAY				5042		
86 SWITZRLND		305		5123		
559 JAPAN				258		
990 U STATES		25611		274222		
TIME RECORDERS		30259		403960		
1 U KINGDOM				14575		
44 BELG LUX				118		
54 FRANCE				1251		
55 GERMANY W		446		22519		
85 SWEDEN				311		
86 SWITZRLND		1723		19407		
813 BAHAMAS				899		
990 U STATES		43278		210900		
ALARM CLOCKS		45447		269980		
1 U KINGDOM			5277	7610	6135	
54 FRANCE	50	226	4607	6083		
55 GERMANY W	54546	99106	496089	793123		
67 ITALY			113	303		
73 NETHRLNDS			200	209		
86 SWITZRLND	1208	7095	6010	25417		
246 CZECHO S			19250	12061		
516 HONG KONG			1000	1485		
559 JAPAN	7500	8358	72175	82812		
990 U STATES	2662	8442	40207	156260		
WATCH CASES AND PARTS		65966		1085363		
1 U KINGDOM		12023		166991	6136	
54 FRANCE		7619		25711		
55 GERMANY W		10861		97788		
86 SWITZRLND		44006		294072		
516 HONG KONG		814		28042		
559 JAPAN		383		4515		
990 U STATES		78978		581303		
PARTS OF WATCH MOVEMENTS		154684		1198422		
1 U KINGDOM		64871		439130		6138
54 FRANCE		3789		32445		
55 GERMANY W		967		18195		
86 SWITZRLND		18649		215237		
559 JAPAN		100		311		
990 U STATES		11745		83140		
BATTERIES FLASHLIGHT AND PARTS		100121		788458		
1 U KINGDOM		733		930	6139	
516 HONG KONG		21187		69887		
559 JAPAN		22193		48548		
990 U STATES		32913		155976		
BATTERIES HEARING AID AND PTS		77026		275341		
1 U KINGDOM				481		6140
55 GERMANY W				126		
990 U STATES		15314		403361		
BATTERIES ELECTRIC PRIMARY NOP		15314		403968		
1 U KINGDOM		564		17115		
54 FRANCE		726		5449		
55 GERMANY W		563		12941		
516 HONG KONG		5573		37791		
559 JAPAN		30397		220490		
990 U STATES		97209		930687		
BATTERIES STORAGE N O P PARTS		135032		1224473		
1 U KINGDOM		53928		514588	6142	
43 AUSTRIA				205		
54 FRANCE		1779		29657		
55 GERMANY W		547		14073		
614 AUSTRALIA		802		803		
990 U STATES		132836		1212963		
APPARATUS ELECTRIC HEATING NOP		189892		1772288		
1 U KINGDOM		3333		81362		6143
44 BELG LUX				656		
53 FINLAND				1830		
54 FRANCE				201		
55 GERMANY W		4358		47252		
67 ITALY				2222		
73 NETHRLNDS				6872		
85 SWEDEN		1583		2743		
86 SWITZRLND				790		
559 JAPAN		239		7273		
886 P RICO				1915		
990 U STATES		256265		2103020		
DYNAMOS GENERATORS AND PTS NOP		265778		2256136		
1 U KINGDOM		75032		843130	6144	
44 BELG LUX				8029		
49 DENMARK				263		
54 FRANCE		1365		9082		
55 GERMANY W		2970		26045		
73 NETHRLNDS		280		89219		
76 NORWAY				1360		
85 SWEDEN		21699		27449		

IMPORTS BY COMMODITIES AND COUNTRIES

Commodity and Country	NOVEMBER 1961		JANUARY TO NOVEMBER 1961		Class Number
	Quantity	Value (\$)	Quantity	Value (\$)	
86 SWITZRLND				4 110	
559 JAPAN		17 40		26257	
990 U STATES		470608		5006331	
FUSES FUSE PLUGS CUTOUTS PARTS		573694		6041275	6145
1 U KINGDOM		23841		273123	
54 FRANCE		663		8130	
55 GERMANY W		318		3100	
73 NETHRLNDS				996	
86 SWITZRLND				457	
990 U STATES		105275		965788	
MOTORS ELECTRIC PARTS OF N O P		130097		1251594	6147
1 U KINGDOM		15316		134185	
54 FRANCE		97		3459	
55 GERMANY W		3365		31596	
67 ITALY		242		3049	
73 NETHRLNDS				38685	
85 SWEDEN				796	
86 SWITZRLND		85		876	
559 JAPAN				5031	
990 U STATES		352594		3382248	
TELEVISION PICTURE TUBES		371699		3599925	6148
73 NETHRLNDS	NO		4	280	
990 U STATES	232	5505	2001	49695	
SEMI CONDUCTORS NOP AND PARTS	232	5505	2005	49975	6149
1 U KINGDOM		4233		64186	
54 FRANCE				150	
55 GERMANY W		6014		28865	
73 NETHRLNDS		5182		83003	
559 JAPAN		116		1859	
990 U STATES		177638		1883970	
TRANSISTORS		193183		2062033	6150
1 U KINGDOM	NO				
55 GERMANY W	640	726	21245	27900	
73 NETHRLNDS			594	476	
559 JAPAN	16050	3949	183224	68179	
990 U STATES			3918	2541	
LIGHTNING ARRESTERS REACTORS	107952	152491	963561	2229771	
1 U KINGDOM	124642	157166	1172542	2328867	6151
54 FRANCE		11769		59107	
55 GERMANY W				1266	
85 SWEDEN				2558	
86 SWITZRLND		12317		29667	
990 U STATES		775		6809	
MAGNETOS FOR GAS ENGINES		14247		130846	6152
990 U STATES		39108		230253	
MOTORS ELECTRIC UNDER 30 DOL		1571		32251	6154
1 U KINGDOM	NO				
43 AUSTRIA	878	13411	32794	219114	
44 BELG LUX			38	110	
49 DENMARK			35	994	
54 FRANCE			2	54	
55 GERMANY W			144	1751	
67 ITALY	839	8142	3700	23785	
73 NETHRLNDS	25	179	40	256	
76 NORWAY	43	134	848	2473	
85 SWEDEN			5	104	
86 SWITZRLND			76	1917	
559 JAPAN	28	399	87	1419	
990 U STATES	15	104	52594	16888	
MOTORS ELEC 30 DOL OR MORE NOP	63391	274767	595452	2240004	6155
1 U KINGDOM	65219	297136	685815	2508869	
44 BELG LUX		184205		2091010	
49 DENMARK			67	4237	
54 FRANCE	4	186	77	3436	
55 GERMANY W			7	2353	
67 ITALY	46	11923	350	67149	
73 NETHRLNDS	3	205	15	4266	
76 NORWAY	6	259	21	92736	
85 SWEDEN	25	2144	8	1699	
86 SWITZRLND	1	149	573	141396	
559 JAPAN	1	80	24	54274	
990 U STATES	3897	367728	29416	3532055	
RHEOSTATS CONTROLLERS STARTERS	5928	566879	48124	5994691	6156
1 U KINGDOM		33159		402505	
43 AUSTRIA				1382	
49 DENMARK		2422		12627	
54 FRANCE				11613	
55 GERMANY W		29915		173496	
67 ITALY		644		4305	
73 NETHRLNDS		2227		42827	
76 NORWAY				21393	
85 SWEDEN		272		5242	
86 SWITZRLND		7156		56934	
559 JAPAN				55	
990 U STATES		1278807		10698267	
		1354602		11430546	

IMPORTS BY COMMODITIES AND COUNTRIES

Commodity and Country	NOVEMBER 1961		JANUARY TO NOVEMBER 1961		Class Number	
	Quantity	Value (\$)	Quantity	Value (\$)		
SAD IRONS ELECTRIC AND PARTS					6157	
1 U KINGDOM		5829		83425		
559 JAPAN		2328		13767		
886 P RICO		79817		511111		
990 U STATES		51366		610016		
		139340		1218319		
SELFCONTAINED LIGHTING OUTFITS					6158	
990 U STATES		3110		28887		
		3110		28887		
SOCKETS OUTLETS RECEPTACLES					6159	
1 U KINGDOM		745		7538		
55 GERMANY W		739		2310		
67 ITALY				875		
85 SWEDEN				229		
559 JAPAN		1359		3797		
990 U STATES		351878		2343060		
		354721		2357809		
SPARK PLUGS MAGNETOS IGNITION					6160	
1 U KINGDOM				38872		
54 FRANCE		825		4651		
55 GERMANY W		1038		24681		
246 CZECHO S				552		
559 JAPAN		3900		8584		
614 AUSTRALIA		9828		73931		
990 U STATES		75524		1015049		
		91115		1166320		
SWITCHES SWITCHBOARDS AND PTS					6161	
1 U KINGDOM		98051		910747		
43 AUSTRIA		114		8985		
54 FRANCE		8427		219124		
55 GERMANY W		20762		119498		
67 ITALY		6977		9963		
73 NETHRLNDS				2526		
85 SWEDEN		439		1466		
86 SWITZRLND		28396		575601		
385 UAR EGYPT				279		
559 JAPAN		96		4900		
886 P RICO				3330		
990 U STATES		1170345		10830895		
		1333607		12687314		
SWITCHGEAR FOR MINES					6162	
1 U KINGDOM		2310		36897		
990 U STATES				7080		
		2310		43977		
TELEGRAPH APPARATUS AND PARTS					6163	
1 U KINGDOM		39234		404722		
49 DENMARK				1660		
55 GERMANY W		87316		690394		
85 SWEDEN				16008		
86 SWITZRLND				16704		
559 JAPAN		2793		4118		
990 U STATES		608312		3210011		
		737655		4343617		
TELEPHONE APPARATUS AND PARTS					6164	
1 U KINGDOM		338781		3355787		
43 AUSTRIA		148		2343		
44 BELG LUX				2506		
49 DENMARK		81		13219		
54 FRANCE				4475		
55 GERMANY W		8744		77715		
67 ITALY				1594		
73 NETHRLNDS				3332		
85 SWEDEN		9215		146873		
86 SWITZRLND				13225		
246 CZECHO S				1464		
559 JAPAN		303		34858		
990 U STATES		796414		6731848		
		1153686		10389239		
TRANSFORMERS AND PARTS W O P					6165	
1 U KINGDOM		26380		779289		
43 AUSTRIA				355		
44 BELG LUX		700		6628		
49 DENMARK				103		
54 FRANCE		164		11427		
55 GERMANY W		15801		180709		
67 ITALY		50		118		
73 NETHRLNDS		596		6511		
76 NORWAY				223		
85 SWEDEN		3518		96957		
86 SWITZRLND		5255		183043		
559 JAPAN		2972		18276		
874 MEXICO				3206		
886 P RICO				709		
990 U STATES		581709		5529423		
		637145		6817047		
RADIO AND TV RECEIVING TUBES	No				6166	
1 U KINGDOM	131644	65174	467759	355620		
54 FRANCE	2875	1576	5425	2748		
55 GERMANY W	5037	6378	54381	58457		
67 ITALY	835	1088	38660	21212		
73 NETHRLNDS	129724	70197	867608	486597		
85 SWEDEN	1500	3975	21972	84748		
246 CZECHO S			2500	1060		
559 JAPAN	170559	60368	1880537	647340		
813 BAHAMAS			1515	1573		
990 U STATES	646259	673395	5304250	6287103		
	1088433	882151	8644607	7946458		

IMPORTS BY COMMODITIES AND COUNTRIES

Commodity and Country	NOVEMBER 1961		JANUARY TO NOVEMBER 1961		Class Number
	Quantity	Value (\$)	Quantity	Value (\$)	
RADIO APPARATUS N O P					6167
1 U KINGDOM		579920		10111770	
43 AUSTRIA				1630	
44 BELG LUX				3038	
49 DENMARK		14665		116421	
54 FRANCE		1356		13782	
55 GERMANY W		69588		687444	
64 IRELAND		246		1990	
67 ITALY		4068		20071	
73 NETHRLNDS		96599		574551	
76 NORWAY				394	
85 SWEDEN		1897		79972	
86 SWITZRLND		4554		4991	
246 CZECHO S		432		2352	
355 ISRAEL		883		883	
559 JAPAN		32013		402480	
785 VENEZUELA		35000		35000	
824 JAMAICA				4126	
874 MEXICO				585	
990 U STATES		2870633		26241499	
		3711854		38302979	
ELECTRIC RAZORS AND PARTS	NO				6168
43 AUSTRIA			1000	8207	
55 GERMANY W	3912	38975	28319	167849	
73 NETHRLNDS	22220	106414	233235	1030512	
86 SWITZRLND	1092	5536	4506	14905	
559 JAPAN	2000	3959	25800	45467	
886 P RICO		618		9953	
990 U STATES	13015	341236	94666	2027667	
	42239	496738	387526	3304560	
ELECT STEAM GENERATORS AND PTS	NO				6169
1 U KINGDOM		1357814	1	7583113	
86 SWITZRLND		276	1	52693	
990 U STATES			1	35220	
		1358090	3	7671026	
ELECTRIC APPARATUS N O P					6170
1 U KINGDOM		64718		841608	
43 AUSTRIA		6413		15774	
44 BELG LUX				3506	
49 DENMARK		133		10881	
53 FINLAND		1707		14856	
54 FRANCE		2363		35983	
55 GERMANY W		9783		167230	
67 ITALY		137		3624	
73 NETHRLNDS		4921		91192	
76 NORWAY		145		44950	
85 SWEDEN		9808		183552	
86 SWITZRLND		15564		206744	
246 CZECHO S		642		2596	
277 POLAND				3196	
427 UN SO AFR				351	
516 HONG KONG		371		1695	
559 JAPAN		4441		107022	
614 AUSTRALIA				3464	
815 BERMUDA				4381	
824 JAMAICA				80	
886 P RICO		11423		64612	
990 U STATES		3481665		28545328	
		3614234		30352625	
ELECTRIC PRECISION INSTRUMENTS					6171
1 U KINGDOM		112451		1148855	
43 AUSTRIA				606	
49 DENMARK		10173		63161	
54 FRANCE		1621		8264	
55 GERMANY W		21922		260705	
67 ITALY				759	
73 NETHRLNDS		4660		84547	
76 NORWAY				5916	
85 SWEDEN		1440		9441	
86 SWITZRLND		12120		82747	
246 CZECHO S		4480		11675	
427 UN SO AFR		12299		122302	
559 JAPAN				24226	
813 BAHAMAS				5739	
886 P RICO				680	
990 U STATES		1608026		17082456	
		1789192		18912079	
ELECTRIC OR GAS WELDING APP					6172
1 U KINGDOM		8176		194610	
43 AUSTRIA		73501		74298	
44 BELG LUX		768		7249	
49 DENMARK				4051	
54 FRANCE				18330	
55 GERMANY W		768		25994	
67 ITALY				326	
73 NETHRLNDS		3557		6833	
85 SWEDEN		793		14925	
86 SWITZRLND		2119		19187	
886 P RICO				729	
990 U STATES		667409		5878222	
		757091		6244754	
RADIO RECEIVING SETS	NO				6173
1 U KINGDOM	1986	43619	27490	527980	
43 AUSTRIA	36	1238	156	4790	
54 FRANCE	7	193	15	477	
55 GERMANY W	5706	400864	47859	2535219	

IMPORTS BY COMMODITIES AND COUNTRIES

Commodity and Country	NOVEMBER 1961		JANUARY TO NOVEMBER 1961		Class Number
	Quantity	Value (\$)	Quantity	Value (\$)	
64 IRELAND	40	1322	10644	162368	
67 ITALY	150	4532	2151	32669	
73 NETHRLNDS	1974	39940	24395	421314	
76 NORWAY	98	3985	531	20861	
85 SWEDEN	3	82	5	168	
86 SWITZRLND	400	9956	2045	36652	
246 CZECHO S	148	1634	2250	23268	
277 POLAND	10	330	16	540	
516 HONG KONG	946	5889	4603	40378	
559 JAPAN	67141	661090	764743	6266507	
668 U S OCEA	108	699	608	4416	
990 U STATES	8429	199301	93605	2266782	
	87182	1374674	981118	12344389	
TELEVISION RECEIVING SETS	N0				6174
1 U KINGDOM			1	52	
55 GERMANY W			2	722	
73 NETHRLNDS			32	2663	
559 JAPAN			8	919	
990 U STATES	2032	339487	19450	2762327	
	2032	339487	19493	2766683	
RADIO SET PARTS					6175
1 U KINGDOM		44338		1012019	
49 DENMARK				24048	
54 FRANCE				232	
55 GERMANY W		6599		177596	
67 ITALY				3416	
73 NETHRLNDS		2997		71124	
76 NORWAY				120	
559 JAPAN		2250		6070	
874 MEXICO		1110		2428	
990 U STATES		362694		3330533	
		419988		4627586	
RADIO TUBE PARTS					6176
1 U KINGDOM		6957		46134	
43 AUSTRIA				703	
54 FRANCE				253	
55 GERMANY W		621		12176	
67 ITALY		192		29982	
73 NETHRLNDS		15644		107380	
85 SWEDEN				1262	
990 U STATES		370186		2164010	
		393600		2361900	
SOUND EQUIPMENT N O P					6177
1 U KINGDOM		13019		208065	
43 AUSTRIA				1584	
44 BELG LUX				368	
49 DENMARK		1488		7445	
54 FRANCE		451		13248	
55 GERMANY W		15929		119876	
67 ITALY		404		633	
73 NETHRLNDS		18638		101736	
76 NORWAY				2870	
85 SWEDEN		1950		15010	
86 SWITZRLND				200	
355 ISRAEL				1750	
559 JAPAN		11495		155708	
614 AUSTRALIA				2433	
990 U STATES		403377		3692768	
		466751		4323694	
TAPE RECORDERS AND PARTS	N0				6178
1 U KINGDOM	227	12755	854	114609	
43 AUSTRIA			112	5696	
49 DENMARK			5	426	
55 GERMANY W	855	84367	4941	461048	
67 ITALY	250	11154	270	12039	
73 NETHRLNDS	2860	149292	13357	938809	
76 NORWAY			24	2456	
85 SWEDEN	12	1072	23	2294	
86 SWITZRLND			14	8107	
559 JAPAN	2185	69391	21981	526764	
614 AUSTRALIA				147	
990 U STATES	836	167677	5410	2574809	
	7225	495708	46991	4647204	
METERS ELECTRIC N O P	N0				6179
1 U KINGDOM	292	7050	3071	134671	
43 AUSTRIA	6	158	8	328	
49 DENMARK	14	2484	37	4781	
54 FRANCE			35	1683	
55 GERMANY W	1	90	812	17970	
73 NETHRLNDS			18	2872	
76 NORWAY			6	183	
86 SWITZRLND	12	1514	240	11939	
246 CZECHO S	1	124	70	2116	
559 JAPAN	2558	7669	19299	62319	
813 BAHAMAS			5	301	
990 U STATES	6567	136405	65655	1378369	
	9451	155494	89256	1617532	
METERS ELECTRIC N O P PARTS OF					6180
1 U KINGDOM		695		21679	
55 GERMANY W				597	
73 NETHRLNDS				372	
86 SWITZRLND		97		2571	
559 JAPAN		294		2426	
813 BAHAMAS				623	
990 U STATES		109527		990822	
		110613		1019090	

IMPORTS BY COMMODITIES AND COUNTRIES

143

Commodity and Country	NOVEMBER 1961		JANUARY TO NOVEMBER 1961		Class Number
	Quantity	Value (\$)	Quantity	Value (\$)	
PLATES CYLINDERS ENGRAVERS					6191
1 U KINGDOM		6062		21613	
54 FRANCE				545	
55 GERMANY W				2327	
67 ITALY				1605	
73 NETHRLNDS		1699		5421	
76 NORWAY				152	
614 AUSTRALIA				239	
990 U STATES		138762		1443794	
		146523		1475696	
PLATES PRINTING 2 COLOURS					6192
1 U KINGDOM		331		4152	
43 AUSTRIA				455	
55 GERMANY W		1535		2639	
73 NETHRLNDS				2187	
86 SWITZRLND		730		3326	
427 UN SO AFR				580	
990 U STATES		15308		198207	
		17904		211546	
PLATES FOR PRINTING MUSIC					6193
1 U KINGDOM				4024	
73 NETHRLNDS				2742	
990 U STATES		569		19046	
		569		25812	
STEREOTYPES ELECTROTYPES NOP	SQ IN				6194
990 U STATES	8435	2010	1108991	29220	
	8435	2010	1108991	29220	
MATRICES FOR STEREOTYPES 475A	SQ IN				6195
990 U STATES	22045	1833	219235	12326	
	22045	1833	219235	12326	
STEREOTYPES FOR BOOKS	SQ IN				6196
1 U KINGDOM	2553	319	43508	3736	
73 NETHRLNDS	824	297	4365	700	
990 U STATES	638891	29180	5642612	266610	
	642268	29796	5690485	271046	
STEREOTYPES FOR ADVERTISEMENTS	SQ IN				6197
1 U KINGDOM	10400	131	25168	1239	
55 GERMANY W			7049	278	
73 NETHRLNDS			219	166	
85 SWEDEN			196	160	
86 SWITZRLND			226	86	
990 U STATES	147928	7354	1557430	92665	
	158328	7485	1590288	94594	
TYPE PRINTING CHASES QUOINS					6199
1 U KINGDOM		3601		25093	
55 GERMANY W		2192		11834	
59 GREECE				974	
73 NETHRLNDS		861		861	
516 HONG KONG				885	
990 U STATES		17943		198953	
		24597		238600	
PRINTG PLATES FOR PUBLICATIONS					6200
1 U KINGDOM		116		2489	
55 GERMANY W				1484	
73 NETHRLNDS				125	
86 SWITZRLND				78	
990 U STATES		26282		513225	
		26398		517401	
MOULDING MATERIAL ELECTROTYPE					6201
990 U STATES		1477		19877	
		1477		19877	
TUNGSTEN BEARING ORES	CWT				6208
564 KOREA			500	42088	
744 ARGENTINA			551	29095	
747 BOLIVIA			916	48338	
752 BRAZIL			551	36031	
990 U STATES			2500	247775	
			5018	403327	
CHROME ORE	CWT				6210
316 CYPRUS			78400	163556	
422 RHOD NYAS			109109	173004	
427 UN SO AFR			93806	79633	
567 PHIL			697220	790568	
990 U STATES	161689	289575	440130	688492	
	161689	289575	1418665	1895253	
ANTIMONY OR REGULUS OF	LB				6211
1 U KINGDOM			69058	14327	
44 BELG LUX			33600	8918	
288 YUGO SLAV			88506	23235	
553 CHINA COM	26600	5496	550534	106938	
990 U STATES			5000	1129	
	26600	5496	746698	154547	
BISMUTH METALLIC NATURAL	LB				6212
73 NETHRLNDS			1425	2712	
288 YUGO SLAV			4409	8992	
747 BOLIVIA			10149	8193	
990 U STATES			2000	4670	
			17983	24567	
COBALT ORE	CWT				6215
MANGANESE ORE	CWT				6216
1 U KINGDOM	155	4434	870	22579	
54 FRANCE	40	302	255	1410	
414 GHANA			509687	1080474	
457 FR W AFR	190288	243743	278562	584569	
519 INDIA			265811	350582	

IMPORTS BY COMMODITIES AND COUNTRIES

Commodity and Country	NOVEMBER 1961		JANUARY TO NOVEMBER 1961		Class Number
	Quantity	Value (\$)	Quantity	Value (\$)	
559 JAPAN	661	13563	1652	32712	
752 BRAZIL			335709	701392	
990 U STATES	19899	73292	120987	647856	
ORES OF METALS N O P	211043	335334	1513533	3421574	
1 U KINGDOM	CWT 440	1599	710	2601	6217
76 NORWAY	170780	66145	481448	237753	
614 AUSTRALIA	2256	6222	10797	28346	
747 BOLIVIA			83105	351302	
774 PERU	135739	455279	799831	2293425	
864 GUATEMALA			18373	955	
869 HONDURAS			20000	61586	
990 U STATES	9149	191796	94423	1558653	
MERCURY OR QUICKSILVER	318364	721041	1508687	4534621	
1 U KINGDOM	LB		24	76	6218
73 NETHRLNDS			57	207	
82 SPAIN			123863	280687	
288 YUGO SLAV	8620	41141	65620	171656	
758 COLOMBIA			6840	15291	
874 MEXICO	760	1727	25460	62060	
990 U STATES	2436	5985	84428	225742	
ANODES NICKEL COPPER PRECIOUS	11816	48853	306292	755719	
73 NETHRLNDS				716	6219
990 U STATES		9392		78000	
ARTICLES FOR AGRIC IMPLEMENTS		9392		78716	
1 U KINGDOM				19611	6220
990 U STATES		11151		144765	
ARTICLES FOR STORAGE BATTERIES		11151		164376	
990 U STATES				124416	6221
BELLS FOR CHURCHES				124416	
1 U KINGDOM		13484		18985	6222
54 FRANCE		14348		116395	
55 GERMANY W				823	
67 ITALY				160	
73 NETHRLNDS		1147		4084	
86 SWITZRLND		1830		3654	
990 U STATES		16876		184601	
BELLS AND GONGS N O P		47685		328702	
1 U KINGDOM		737		7360	6223
54 FRANCE				210	
55 GERMANY W		2589		19927	
85 SWEODEN		243		7842	
86 SWITZRLNO				50	
519 INDIA		356		6247	
559 JAPAN		119		6737	
614 AUSTRALIA				901	
990 U STATES		29134		243030	
SLIDE OR ZIPPER FASTENERS		33178		292304	
1 U KINGDOM		1778		9739	6225
54 FRANCE				270	
55 GERMANY W		4464		20833	
73 NETHRLNDS				268	
246 CZECHO S		344		4029	
559 JAPAN		10124		17276	
990 U STATES		5938		53186	
BUCKLES CLASPS EYELETS HOOKS		22648		105601	
1 U KINGDOM		17969		118350	6226
43 AUSTRIA				227	
54 FRANCE				198	
55 GERMANY W		12389		70141	
67 ITALY		1330		10145	
73 NETHRLNDS				350	
86 SWITZRLNO		52		720	
246 CZECHO S		414		1037	
516 HONG KONG				667	
519 INDIA				191	
559 JAPAN		1980		13281	
990 U STATES		151014		1463459	
CAGES ANIMAL OF WIRE AND PARTS		185148		1678766	
1 U KINGDOM		22572		69287	6227
44 BELG LUX				4316	
55 GERMANY W				2379	
67 ITALY				1361	
559 JAPAN				17171	
990 U STATES		8546		71281	
CHRONOMETERS COMPASSES SHIPS		31118		165795	
1 U KINGDOM		7418		133275	6228
55 GERMANY W				7115	
73 NETHRLNDS				874	
85 SWEDEN				495	
559 JAPAN		1631		9591	
954 ST PIERRE				111	
990 U STATES		6337		125848	
METAL ARTICLES FOR JEWELLERY		15386		277309	
1 U KINGDOM		275		8055	6229

IMPORTS BY COMMODITIES AND COUNTRIES

Commodity and Country	NOVEMBER 1961		JANUARY TO NOVEMBER 1961		Class Number
	Quantity	Value (\$)	Quantity	Value (\$)	
55 GERMANY W		16 98		20 052	
67 ITALY				5 97	
86 SWITZRLND		5 54		5 54	
559 JAPAN		6 90		6 526	
990 U STATES		40 409		37 6026	
		43 626		41 1810	
ARTICLES FOR USE IN FISHERIES					6 230
1 U KINGDOM		74 31		45 723	
49 DENMARK				2 72	
55 GERMANY W				6 210	
73 NETHRLNDS				2 399	
76 NORWAY		19 67		4 7530	
78 PORTUGAL				7 116	
82 SPAIN				9 05	
559 JAPAN		24 37		15 7617	
990 U STATES		5 622		14 1836	
		17 457		40 9608	
ARTICLES N O P FOR MFR SHIPS					6 232
1 U KINGDOM		87 753		19 413 42	
49 DENMARK		4 14		4 013	
55 GERMANY W		10 161		6 2726	
73 NETHRLNDS		2 388		6 522	
76 NORWAY		1 317		8 7008	
85 SWEDEN		5 4745		12 3094	
559 JAPAN				2 5918	
990 U STATES		9 3712		14 77184	
		25 0490		37 27807	
ELEMENTS FOR LAMP FILAMENTS					6 233
1 U KINGDOM				5 41	
43 AUSTRIA		35 93		50 399	
73 NETHRLNDS		18 853		9 5628	
990 U STATES		11 7027		10 28603	
		13 9473		11 75171	
METAL PTS FOR COVERED BUTTONS					6 234
990 U STATES		89 91		95 990	
		89 91		95 990	
NAILS TACKS BRASS OR COPPER					6 235
1 U KINGDOM				2 161	
990 U STATES		1 33		11 605	
		1 33		13 766	
PATTERNS OF METAL NOT MODELS					6 236
990 U STATES		6 9622		20 4030	
		6 9622		20 4030	
RIVETS BURRS BRASS OR COPPER					6 238
1 U KINGDOM				8 395	
55 GERMANY W				7 7	
559 JAPAN				1 554	
990 U STATES		11 950		7 7040	
		11 950		8 7066	
SCREWS OF METAL N O P					6 240
1 U KINGDOM		12 06		18 092	
44 BELG LUX		9 44		9 477	
55 GERMANY W		1 158		14 628	
85 SWEDEN		2 644		11 601	
86 SWITZRLND				1 67	
516 HONG KONG				1 26	
559 JAPAN		14 57		6 959	
990 U STATES		5 813		8 4518	
		13 222		14 5568	
SHOE AND CORSET EYELETS HOOKS					6 241
55 GERMANY W		20 29		8 510	
67 ITALY		45 16		40 022	
559 JAPAN				1 33	
990 U STATES		21 405		26 0220	
		27 950		30 8885	
WIRE NON FERROUS COVERED					6 247
1 U KINGDOM		10 797		23 246 27	
54 FRANCE				1 73	
55 GERMANY W		14 5		43 043	
67 ITALY				2 61	
73 NETHRLNDS		1 16		10 39	
85 SWEDEN				1 890	
86 SWITZRLND				3 69	
559 JAPAN		14 40		6 1817	
815 BERMUDA				4 385	
990 U STATES		35 4773		36 966 99	
		36 7271		61 34303	
WIRE TINSEL FOR BRAIOS CORDS					6 248
54 FRANCE				1 326	
55 GERMANY W		11 68		51 479	
990 U STATES		3 43		24 617	
		15 11		7 7422	
WIRE STRANDED NON FERROUS					6 249
1 U KINGDOM		2 90		5 448	
55 GERMANY W		7 60		3 107	
73 NETHRLNDS		6 88		6 88	
990 U STATES		33 904		33 0947	
		35 642		34 0190	
WIRE NON FERROUS N O P					6 250
1 U KINGDOM		11 729		15 9597	
44 BELG LUX		99		903	
54 FRANCE				1 085	
55 GERMANY W				15 478	
67 ITALY		6 28		10 22	
73 NETHRLNDS				1 230	
85 SWEDEN		5 093		8 1104	

IMPORTS BY COMMODITIES AND COUNTRIES

Commodity and Country	NOVEMBER 1961		JANUARY TO NOVEMBER 1961		Class Number
	Quantity	Value (\$)	Quantity	Value (\$)	
86 SWITZRLNO				1272	
990 U STATES		44927		438845	
NON FERROUS METALS AND PRODUCT		62476		700536	6251
1 U KINGDOM		124746		1063731	
43 AUSTRIA				1127	
44 BELG LUX				4535	
49 DENMARK				779	
54 FRANCE				1955	
55 GERMANY W		8347		40536	
67 ITALY		358		1365	
73 NETHRLNDS		241		9910	
76 NORWAY		64401		76622	
85 SWEOEN		546		2751	
86 SWITZRLND				337	
559 JAPAN		722		36886	
758 COLOMBIA		2029		2029	
990 U STATES		947220		8299454	
PARTS FOR MFR OF SHUTTLES		1148610		9542017	6252
990 U STATES		13967		134884	
HINGES FOR JEWELLERY BOXES		13967		134884	6253
990 U STATES		9005		65059	
MATERIALS FOR MFR MINING MACH		9005		65059	6254
990 U STATES		1448		9262	
RESIDUES NON FERROUS		1448		9262	6257
1 U KINGDOM	CWT	5081	54489	567928	
990 U STATES		43	70954	743268	
TUNGSTEN CARBIDE INSERTS		5124	125443	1311196	6258
64 IRELAND				251732	
85 SWEDEN		60697		283399	
427 UN SO AFR		12407		100553	
990 U STATES		8034		136718	
TUNGSTEN CARBIDE TIPS BLANKS		81138		772402	6259
1 U KINGDOM				268	
55 GERMANY W		336		336	
64 IRELAND		609		118592	
85 SWEDEN		1011		40883	
990 U STATES		9365		112156	
CIGARETTE LIGHTERS		11321		272235	6260
1 U KINGDOM	DOZ	11	519	72	2004
43 AUSTRIA		1215	3374	17178	33857
54 FRANCE		16	154	57	1766
55 GERMANY W		1341	23918	10333	106629
76 NORWAY		9	134	37	532
86 SWITZRLND		15	1294	120	11946
516 HONG KONG				113	523
559 JAPAN		26932	69876	350542	737720
990 U STATES		357	4969	6785	57867
INCANDESCENT LAMPS LARGE		29896	104238	385237	952844
1 U KINGDOM	NO	1503	1739	332474	55212
43 AUSTRIA		30331	3262	30331	3262
44 BELG LUX		14663	2028	86203	12228
54 FRANCE				178	331
55 GERMANY W		1106	339	43214	6496
73 NETHRLNDS		11508	2524	222072	25851
76 NORWAY				360	610
85 SWEDEN				224	541
86 SWITZRLND				450	139
262 HUNGARY				666	94
559 JAPAN		51680	3189	290585	19846
990 U STATES		525612	195184	4237267	1620239
FLUORESCENT BULBS AND TUBES		636403	208265	5247264	1744849
1 U KINGDOM	NO			7640	5268
67 ITALY				655	441
73 NETHRLNDS		37312	10748	124299	41332
559 JAPAN				10080	3301
990 U STATES		137654	172773	1103844	1233848
MERCURY VAPOUR LAMPS		174966	183521	1246518	1284190
1 U KINGDOM	NO	28	145	150	938
55 GERMANY W				42	201
73 NETHRLNDS				22881	38274
86 SWITZRLNO				3025	15717
990 U STATES		5973	61565	46834	408254
VAPOUR LAMPS N O P		6001	61710	72932	463384
1 U KINGDOM	NO	200	1666	1052	3520
73 NETHRLNDS		48	211	10112	1708
990 U STATES		98110	19843	740830	132984
SEALED BEAM LAMPS		98358	21720	751994	138212
990 U STATES	NO	138180	99050	550110	433395
CHRISTMAS TREE LAMPS		138180	99050	550110	433395
516 HONG KONG	NO	225000	3296	633120	9208
559 JAPAN		3091600	82245	26069300	639208
990 U STATES		577000	19642	620170	21787
		3893600	105183	27322590	670203

IMPORTS BY COMMODITIES AND COUNTRIES

Commodity and Country	NOVEMBER 1961		JANUARY TO NOVEMBER 1961		Class Number
	Quantity	Value (\$)	Quantity	Value (\$)	
MINIATURE LAMPS N O P					
1 U KINGDOM	NO 14024	2739	97508	12254	6310
54 FRANCE			10500	1598	
55 GERMANY W	900	80	23850	2071	
73 NETHRLNDS	195694	7868	1923783	78685	
516 HONG KONG	115000	1234	964000	9944	
559 JAPAN	155550	5456	611850	21741	
990 U STATES	67211	15538	1173198	214815	
	548379	32915	4804689	341108	
PHOTOFLASH LAMPS					
73 NETHRLNDS	NO		75000	2126	6311
559 JAPAN	510336	13831	2786723	78531	
990 U STATES	394886	25848	5941472	342163	
	905222	39679	8803195	422820	
PHOTOGRAPHIC LAMPS N O P					
1 U KINGDOM	NO 1100	1692	1100	1692	6312
73 NETHRLNDS	306	542	7021	4842	
559 JAPAN	5415	4065	17825	12658	
990 U STATES	12962	24027	366157	261474	
	19783	30326	392103	280666	
LIGHTS HEAD SIDE TAIL N O P					
1 U KINGDOM		3612		19491	6315
54 FRANCE				1926	
55 GERMANY W		1629		24635	
516 HONG KONG		523		14151	
559 JAPAN		5054		53011	
990 U STATES		59928		529347	
		70746		642561	
FLASHLIGHTS AND PARTS					
1 U KINGDOM	NO		3286	3519	6320
43 AUSTRIA			300	334	
55 GERMANY W	4150	5943	30528	51765	
82 SPAIN			39	212	
516 HONG KONG	122640	33629	1271739	364096	
553 CHINA COM			12000	2247	
559 JAPAN	5400	2601	47659	29060	
990 U STATES	19993	55451	280687	380248	
	152183	97624	1646238	831481	
ELECTRIC LIGHT FIXTURES N O P					
1 U KINGDOM		3480		73977	6325
43 AUSTRIA		1074		12327	
44 BELG LUX				6478	
49 DENMARK		2068		36012	
53 FINLAND				4585	
54 FRANCE		4636		33304	
55 GERMANY W		28027		220938	
67 ITALY		16535		122142	
73 NETHRLNDS		6492		29958	
76 NORWAY		9054		41957	
78 PORTUGAL				1643	
82 SPAIN		959		18073	
85 SWEDEN		2278		7112	
86 SWITZRLND				7641	
246 CZECHO S		4600		51959	
258 GERMANY E				258	
262 HUNGARY				369	
355 ISRAEL				4754	
516 HONG KONG		2204		18279	
519 INDIA		453		1593	
559 JAPAN		13739		151313	
614 AUSTRALIA				2174	
815 BERMUDA				461	
874 MEXICO				307	
990 U STATES		796395		6502394	
		891994		7350008	
LIGHTING FIXTURES GAS COAL OIL					
1 U KINGDOM		208		62471	6331
43 AUSTRIA		250		643	
44 BELG LUX				235	
49 DENMARK		1639		2139	
54 FRANCE		67		230	
55 GERMANY W				7930	
67 ITALY		475		4380	
73 NETHRLNDS		765		2325	
78 PORTUGAL				401	
82 SPAIN				621	
85 SWEDEN		13548		17000	
86 SWITZRLND				75	
246 CZECHO S		226		1797	
385 UAR EGYPT				516	
516 HONG KONG		4350		67289	
519 INDIA		308		511	
559 JAPAN		2499		33130	
874 MEXICO				157	
990 U STATES		51783		265918	
		76118		467768	
GAS MANTLES GAS BURNERS					
1 U KINGDOM		53		12145	6332
73 NETHRLNDS				186	
990 U STATES		4920		89991	
		4973		102322	
GAS METERS AND PARTS					
1 U KINGDOM		3844		169233	6333
990 U STATES		58881		1092963	
		62725		1262196	

IMPORTS BY COMMODITIES AND COUNTRIES

Commodity and Country	NOVEMBER 1961		JANUARY TO NOVEMBER 1961		Class Number
	Quantity	Value (\$)	Quantity	Value (\$)	
<u>GROUP 7</u>					
NON METALLIC MINERALS					
ASBESTOS PACKING	LB				7001
1 U KINGDOM	39040	22320	238936	140147	
54 FRANCE	198	1000	198	1000	
990 U STATES	17489	22879	210900	250671	
	56727	46199	450034	391818	
VEHICLE BRAKE LININGS ASBESTOS					7002
1 U KINGDOM		20911		181552	
54 FRANCE		201		891	
55 GERMANY W		16857		59479	
990 U STATES		61577		484904	
		99546		726826	
ASBESTOS MANUFACTURES N O P					7003
1 U KINGDOM		188231		860440	
44 BELG LUX		51439		280891	
54 FRANCE		1475		1698	
55 GERMANY W		1047		3694	
86 SWITZRLND				1269	
427 UN SO AFR		7650		34470	
990 U STATES		246578		2136558	
		496420		3319020	
VEHICLE CLUTCH FACING ASBESTOS					7004
1 U KINGDOM		866		3033	
55 GERMANY W				1845	
990 U STATES		34279		264383	
		35145		269261	
BRAKE LININGS AND FACINGS NOP					7005
1 U KINGDOM		327		6721	
990 U STATES		24200		160284	
		24527		167005	
CHINA CLAY GROUND	CWT				7011
1 U KINGDOM	173957	131801	919359	743531	
990 U STATES	201083	189250	1833080	1762816	
	375040	321051	2752439	2506347	
FIRE CLAY GROUND	CWT				7012
1 U KINGDOM	400	269	6817	4454	
990 U STATES	94493	38101	1023558	346379	
	94893	38370	1030375	350833	
PIPE CLAY GROUND	CWT				7013
990 U STATES	30160	2872	280376	30473	
	30160	2872	280376	30473	
CLAYS N O P GROUND					7014
1 U KINGDOM		362		2145	
246 CZECHO S				220	
990 U STATES		59976		556408	
		60338		558773	
ZIRCONIUM SILICATE					7015
614 AUSTRALIA		6143		19795	
990 U STATES		11902		170196	
		18045		189991	
ZIRCONIUM OXIDE					7016
990 U STATES		1593		30158	
		1593		30158	
SAGGARS FOR CERAMIC PRODUCTS					7017
1 U KINGDOM		5422		20500	
990 U STATES		18766		84099	
		24188		104599	
ACTIVATED CLAY TO REFINE OILS					7018
990 U STATES		79828		943763	
		79828		943763	
GROG FOR REFRACTORY MATERIALS	TON				7019
1 U KINGDOM			328	4593	
990 U STATES	1364	46631	10401	375962	
	1364	46631	10729	380555	
BRICK BUILDING GLAZED	M				7020
990 U STATES	668	60914	4064	349550	
	668	60914	4064	349550	
BRICK BUILDING N O P	M				7021
44 BELG LUX			76	6722	
67 ITALY			21	708	
990 U STATES	3181	172339	36087	1970560	
	3181	172339	36184	1977990	
BRICK FIRE CHROME					7022
990 U STATES		50720		594398	
		50720		594398	
BRICK FIRE MAGNESITE					7023
1 U KINGDOM		9008		60011	
55 GERMANY W		18215		75266	
990 U STATES		27629		338595	
		54852		473872	
BRICK FIRE 90 PER CENT SILICA					7024
55 GERMANY W		610		1181	
990 U STATES		99383		1120979	
		99993		1122160	
BRICK FIRE 100 DOL THOUSAND					7025
1 U KINGDOM				62179	
55 GERMANY W		39143		47233	
990 U STATES		137648		1019430	
		176791		1128842	

IMPORTS BY COMMODITIES AND COUNTRIES

Commodity and Country	NOVEMBER 1961		JANUARY TO NOVEMBER 1961		Class Number
	Quantity	Value (\$)	Quantity	Value (\$)	
BRICK FIRE FURNACE OR KILN					7026
1 U KINGDOM		10149		74960	
54 FRANCE				5369	
55 GERMANY W		14340		15203	
85 SWEDEN				15868	
990 U STATES		542220		4925128	
		566709		5036528	
BRICK FIRE N O P					7027
1 U KINGDOM		75753		286697	
49 DENMARK				19467	
55 GERMANY W		5872		10867	
990 U STATES		192166		2228795	
		273791		2545826	
BRICK PAVING					7028
990 U STATES	M		191	11536	
			191	11536	
BUILDING BLOCKS BUILDING TILE					7029
1 U KINGDOM		5090		29762	
44 BELG LUX		1097		7875	
67 ITALY				4407	
990 U STATES		79221		1032587	
		85408		1074631	
DRAIN PIPES SEWER PIPES N O P					7030
1 U KINGDOM		1894		10697	
990 U STATES		12233		72130	
		14127		82827	
TILES STONE MOSAIC FLOORING					7032
55 GERMANY W				6110	
67 ITALY				10672	
559 JAPAN				70007	
990 U STATES				14100	
				100889	
EARTHENWARE TILES FOR ROOFING					7033
44 BELG LUX				488	
990 U STATES				3114	
				3602	
TILES EARTHENWARE N O P					7034
1 U KINGDOM				158139	
44 BELG LUX				191	
55 GERMANY W				3038	
67 ITALY		5020		9860	
82 SPAIN				498	
246 CZECHO S				1958	
559 JAPAN				7313	
990 U STATES				38991	
		5020		219988	
TILES FLOOR AND WALL EARTHWARE	SQ FT				7035
1 U KINGDOM	562547	99957	2902923	590546	
44 BELG LUX	22800	6201	46657	13156	
54 FRANCE	48163	10377	126351	24018	
55 GERMANY W	46695	12492	367291	89988	
67 ITALY	25467	10811	137895	50398	
82 SPAIN	28373	6864	94634	19722	
246 CZECHO S	28460	3671	152369	19791	
559 JAPAN	484866	93097	5452393	969079	
990 U STATES	34945	22908	275182	135883	
	1282316	266378	9555695	1912581	
CHINA AND PORCELAIN WARE N O P					7043
1 U KINGDOM		3597		43317	
49 DENMARK				2268	
54 FRANCE		584		4023	
55 GERMANY W		56		2707	
67 ITALY				543	
258 GERMANY E		205		703	
516 HONG KONG				434	
553 CHINA COM				296	
559 JAPAN		465		33033	
990 U STATES		3090		27220	
		7997		114544	
DEMIJOHNS CHURNS CROCKS N O P					7045
1 U KINGDOM				912	
55 GERMANY W		89		452	
67 ITALY				62	
559 JAPAN				411	
990 U STATES		2645		37023	
		2734		38860	
TABLEWARE OF CHINA PORCELAIN					7046
1 U KINGDOM		1144661		10915434	
43 AUSTRIA		84		1007	
44 BELG LUX				2081	
49 DENMARK		2053		18546	
53 FINLAND				1241	
54 FRANCE		2323		46375	
55 GERMANY W		14797		141360	
64 IRELAND		904		2579	
67 ITALY		4748		49948	
73 NETHRLNDS		1023		4926	
76 NORWAY				349	
78 PORTUGAL		202		808	
82 SPAIN				392	
85 SWEDEN		368		2451	
86 SWITZRLND		138		1270	
246 CZECHO S		561		15751	
258 GERMANY E		270		9704	
262 HUNGARY				452	
277 POLAND		646		1096	

IMPORTS BY COMMODITIES AND COUNTRIES

Commodity and Country	NOVEMBER 1961		JANUARY TO NOVEMBER 1961		Class Number
	Quantity	Value (\$)	Quantity	Value (\$)	
355 ISRAEL		66		811	
516 HONG KONG		4807		24075	
553 CHINA COM				151	
559 JAPAN		99038		914353	
864 GUATEMALA				344	
990 U STATES		97409		926012	
		1374604		13081516	
STONEWARE EARTHENWARE N O P					7047
1 U KINGDOM		35066		379227	
43 AUSTRIA		355		10367	
44 BELG LUX				17307	
49 DENMARK		1066		15127	
53 FINLAND		584		3474	
54 FRANCE		2319		30875	
55 GERMANY W		40027		282537	
59 GREECE		365		4208	
64 IRELAND				389	
67 ITALY		9686		152000	
73 NETHRLNDS		4420		18751	
76 NORWAY		815		4242	
78 PORTUGAL		677		14417	
82 SPAIN		402		11004	
85 SWEDEN		5297		25046	
86 SWITZRLND		1503		2395	
246 CZECHO S		6788		15804	
258 GERMANY E		399		10549	
262 HUNGARY		202		1148	
287 U S S R		584		584	
355 ISRAEL				1404	
516 HONG KONG		2964		10052	
553 CHINA COM		218		1386	
559 JAPAN		79245		929805	
874 MEXICO		517		1604	
990 U STATES		82093		779568	
		275592		2723270	
CHEMICAL STONEWARE ACID RESIST					7048
1 U KINGDOM		237		7906	
55 GERMANY W				4492	
990 U STATES		17553		178255	
		17790		190653	
ARTIFICIAL TEETH NOT MOUNTED					7051
1 U KINGDOM		571		15435	
55 GERMANY W		20210		123528	
67 ITALY				2068	
73 NETHRLNDS				952	
86 SWITZRLND		6203		42072	
355 ISRAEL				752	
519 INDIA				3459	
559 JAPAN		806		3628	
828 TRINIDAD		2740		29700	
990 U STATES		126177		1280004	
		156707		1501598	
BATHS BATHTUBS BASINS ETC NOP					7052
1 U KINGDOM		93061		879968	
53 FINLAND		8215		13314	
55 GERMANY W		2220		9942	
67 ITALY				4880	
76 NORWAY				208	
85 SWEDEN		900		1292	
288 YUGO SLAV		911		1419	
559 JAPAN		28680		159448	
815 BERMUDA				342	
824 JAMAICA				234	
990 U STATES		201232		1941451	
		335219		3012498	
CRUCIBLES N O P AND COVERS					7053
1 U KINGDOM		442		2960	
54 FRANCE				86	
55 GERMANY W				1050	
427 UN SO AFR				6438	
990 U STATES		11115		103162	
		11557		113696	
INSULATORS ELECTRIC PORCELAIN					7055
1 U KINGDOM		1742		73906	
55 GERMANY W				362	
86 SWITZRLND		670		1716	
559 JAPAN		2939		57864	
990 U STATES		36948		339038	
		42299		472886	
MANUFACTURES OF CLAY N O P					7056
1 U KINGDOM		10495		34311	
55 GERMANY W		1461		8681	
73 NETHRLNDS				239	
519 INDIA		2109		14454	
559 JAPAN				701	
990 U STATES		102473		908697	
		116538		967083	
BRIQUETTES OF COAL OR COKE	TON				7060
990 U STATES	1306	19430	8749	143815	
	1306	19430	8749	143815	
ANTHRACITE SCREENINGS	TON				7061
990 U STATES	12003	69526	94300	488277	
	12003	69526	94300	488277	
ANTHRACITE DOMESTIC SIZES	TON				7062
1 U KINGDOM	2151	35368	27580	447869	
990 U STATES	78838	1016502	583401	7077241	
	80989	1051870	610981	7525110	

IMPORTS BY COMMODITIES AND COUNTRIES

Commodity and Country	NOVEMBER 1961		JANUARY TO NOVEMBER 1961		Class Number
	Quantity	Value (\$)	Quantity	Value (\$)	
ANTHRACITE SMALLER SIZES N O P	TON				7063
1 U KINGDOM	4275	61381	25646	364843	
990 U STATES	24865	200888	247496	2080256	
	29140	262269	273142	2445099	
COAL BITUMINOUS SUB BITUMINOUS	TON				7064
990 U STATES	1041946	5419881	10120775	53984395	
	1041946	5419881	10120775	53984395	
COAL EXWAREHOUSED SHIPS STORES	TON				7066
990 U STATES	38063	182758	232921	1118803	
	38063	182758	232921	1118803	
COAL DUST AND COAL N O P	TON				7067
990 U STATES	895	14495	10217	132940	
	895	14495	10217	132940	
BENZOL	GAL				7070
55 GERMANY W			414300	214102	
277 POLAND			209834	124384	
990 U STATES	19120	7691	3965682	1724281	
	19120	7691	4589816	2062767	
COAL TAR CRUDE	GAL				7071
1 U KINGDOM	4000	1001	160329	35284	
44 BELG LUX			2200	621	
990 U STATES	13360	3085	159728	39113	
	17360	4086	322257	75018	
COAL PITCH	CWT				7072
1 U KINGDOM	2000	2378	552963	1019882	
990 U STATES	167144	357544	1426631	3036090	
	169144	359922	1979594	4055972	
CARBOLIC OR HEAVY OIL	GAL				7073
1 U KINGDOM	3935	1426	1726824	502503	
614 AUSTRALIA	4455	1252	11160	3067	
990 U STATES	28156	7648	417775	99858	
	36546	10326	2155759	605428	
COKE PETROLEUM	TON				7074
990 U STATES	46287	576771	337796	4820983	
	46287	576771	337796	4820983	
COKE N O P	TON				7077
1 U KINGDOM	23	749	92	2995	
990 U STATES	36080	715766	264091	5253570	
	36103	716515	264183	5256565	
GLASS BULB FOR ELECTRONIC TUBE					7078
73 NETHRLNDS		1010		64613	
990 U STATES		259725		3498872	
		260735		3563485	
DECANTERS AND TUMBLERS					7079
1 U KINGDOM				2764	
44 BELG LUX				1502	
49 DENMARK		545		1586	
54 FRANCE		2121		24601	
55 GERMANY W		394		1708	
67 ITALY				314	
73 NETHRLNDS		135		135	
85 SWEDEN		115		1938	
246 CZECHO S				2594	
277 POLAND				569	
559 JAPAN		744		16771	
990 U STATES		51935		493703	
		55989		548185	
LAMP CHIMNEYS					7080
55 GERMANY W				4298	
990 U STATES		4018		37495	
		4018		41793	
GLASS PLATES FOR OPTICAL MFR					7081
1 U KINGDOM				902	
55 GERMANY W		214		49379	
990 U STATES		46431		579430	
		46645		629711	
GLASS CARBOYS BOTTLES JARS					7082
1 U KINGDOM		51458		546923	
43 AUSTRIA				1757	
44 BELG LUX		122		11528	
49 DENMARK				2361	
53 FINLAND				476	
54 FRANCE		15772		51118	
55 GERMANY W		5918		31711	
67 ITALY		171		59704	
73 NETHRLNDS				3788	
85 SWEDEN		90		3443	
246 CZECHO S		1893		11663	
262 HUNGARY				946	
277 POLAND		190		190	
355 ISRAEL				242	
516 HONG KONG		230		2653	
559 JAPAN		3050		37755	
824 JAMAICA				2194	
874 MEXICO				1620	
990 U STATES		605185		5842773	
		684079		6612845	
GLASS TABLEWARE CUT GLASS N O P					7083
1 U KINGDOM		37906		384332	
43 AUSTRIA		1010		11425	
44 BELG LUX		34044		150210	
49 DENMARK		2628		15165	
53 FINLAND		769		6933	
54 FRANCE		22812		124116	
55 GERMANY W		101889		854371	
64 IRELAND		948		6671	

IMPORTS BY COMMODITIES AND COUNTRIES

Commodity and Country	NOVEMBER 1961		JANUARY TO NOVEMBER 1961		Class Number
	Quantity	Value (\$)	Quantity	Value (\$)	
67 ITALY		7148		71079	
73 NETHRLNDS		5093		27283	
76 NORWAY				759	
78 PORTUGAL		8073		30880	
82 SPAIN		63		4199	
85 SWEDEN		14726		121634	
246 CZECHO S		84113		727643	
258 GERMANY E		9149		67976	
262 HUNGARY		12754		106371	
277 POLAND		38405		90658	
288 YUGO SLAV		1675		6481	
355 ISRAEL		1818		2348	
516 HONG KONG				801	
559 JAPAN		12552		193426	
864 GUATEMALA				220	
874 MEXICO		99		876	
990 U STATES		309462		2154410	
		707136		5160267	
LAMP BULBS AND TUBING FOR					7084
1 U KINGDOM		73		2501	
54 FRANCE				1431	
55 GERMANY W				1371	
86 SWITZRLND		2634		22088	
990 U STATES		255501		2582890	
		258208		2610281	
GLASS SHADES OR GLOBES					7085
1 U KINGDOM				706	
54 FRANCE				980	
55 GERMANY W				2709	
67 ITALY				1465	
246 CZECHO S				2753	
559 JAPAN				117	
990 U STATES		24890		197773	
		24890		206503	
LENSES GLASS N O P					7086
1 U KINGDOM		1351		21145	
43 AUSTRIA		4161		21110	
44 BELG LUX				10644	
54 FRANCE				602	
55 GERMANY W		5226		14968	
73 NETHRLNDS				1181	
559 JAPAN				256	
990 U STATES		31236		413486	
		41974		483392	
FRESNEL TYPE LENSES GLOBES					7087
1 U KINGDOM				708	
990 U STATES		21524		136611	
		21524		137319	
MOULDED SHAPES FOR ELECT FIXT					7088
1 U KINGDOM		1286		19041	
43 AUSTRIA		157		20276	
44 BELG LUX				517	
49 DENMARK		657		9097	
54 FRANCE		623		11741	
55 GERMANY W		35620		152593	
67 ITALY		787		6971	
73 NETHRLNDS		13087		47979	
85 SWEDEN		323		1905	
246 CZECHO S		12747		90235	
516 HONG KONG				382	
559 JAPAN		821		5722	
990 U STATES		188090		1964006	
		254198		2330465	
HEAT RESISTING GLASSWARE					7089
1 U KINGDOM		20455		113007	
43 AUSTRIA				494	
54 FRANCE				9194	
55 GERMANY W		2906		11379	
67 ITALY				694	
73 NETHRLNDS				1164	
246 CZECHO S		1031		4114	
559 JAPAN				89	
990 U STATES		623731		6271340	
		648123		6411475	
SHEET GLASS OVER 34 OZ SQ FT	50 FT				7090
1 U KINGDOM	264913	68416	1123297	299444	
44 BELG LUX	997489	287485	6438535	1795168	
54 FRANCE	217079	45307	1909047	364043	
55 GERMANY W	260849	60316	2890468	653772	
67 ITALY	100522	15492	904676	140899	
73 NETHRLNDS			444	121	
82 SPAIN	4508	404	27913	3446	
246 CZECHO S	94206	8692	255693	24837	
258 GERMANY E	398	58	268234	30772	
277 POLAND	16500	955	42204	2763	
355 ISRAEL			12687	4223	
559 JAPAN	9200	1770	304757	49091	
990 U STATES	280012	78960	1193540	368676	
	2245676	567855	15371495	3737255	
SHEET GLASS TRANSPRT TO 34 OZ	50 FT				7091
1 U KINGDOM	655603	57098	6047489	540595	
44 BELG LUX	1681904	219443	14507167	1762305	
54 FRANCE	273126	31028	2720283	280097	
55 GERMANY W	801916	82302	9120711	772662	
67 ITALY	5052	868	599230	56358	
73 NETHRLNDS			21044	2186	

IMPORTS BY COMMODITIES AND COUNTRIES

Commodity and Country	NOVEMBER 1961		JANUARY TO NOVEMBER 1961		Class Number
	Quantity	Value (\$)	Quantity	Value (\$)	
82 SPAIN			5 778	1 79	
85 SWEDEN			1 3400	7 74	
246 CZECHO S	1 203 500	4 45 42	6 788 029	26 9 76 4	
258 GERMANY E	2 122 30	1 06 47	3 953 536	17 8 52 7	
277 POLAND	1 76 106	5 81 8	1 432 52 4	4 19 06	
287 U S S R	1 40 400	7 40 3	1 763 200	7 81 08	
355 ISRAEL			70 375	6 1 57	
553 CHINA COM			1 0000	2 6 1	
559 JAPAN	2 76 500	1 56 58	2 488 06 4	1 48 7 40	
990 U STATES	3 34 55	3 02 7	2 40 86 2	2 67 1 3	
	5 459 792	4 778 34	49 790 692	4 165 332	
PLATE GLASS NOT OVER 7 SQ FT	SQ FT				7 093
1 U KINGDOM	3 755	1 34 2	1 360 50	5 67 79	
44 BELG LUX	2 41 01	1 13 37	1 690 91	6 77 08	
54 FRANCE	1 06 23	3 55 6	7 48 15	2 95 47	
55 GERMANY W			1 620 6	4 96 4	
73 NETHRLNDS			20 52	6 03	
990 U STATES	2 00 73	8 9 31	1 78 33 8	8 45 46	
	5 85 52	2 51 66	5 76 55 2	2 44 1 47	
PLATE GLASS 7 TO 25 SQ FT	SQ FT				7 094
1 U KINGDOM	4 65 85 2	1 870 59	3 988 97 6	1 577 3 28	
44 BELG LUX	4 89 51	2 69 51	4 066 62	1 999 2 3	
54 FRANCE	3 45 11	1 52 77	2 70 4 41	1 33 3 90	
55 GERMANY W	2 55 0	1 54 7	7 18 2 4	4 22 40	
73 NETHRLNDS			4 55 2 1	1 93 0 4	
82 SPAIN	2 41 5	1 08 0	4 70 3 1	1 94 4 0	
990 U STATES	1 72 3 4 8	8 39 4 5	1 71 5 1 4 4	8 5 1 2 1 9	
	7 26 6 2 7	3 15 8 5 9	6 54 5 5 9 9	2 84 2 8 4 4	
PLATE GLASS N O P	SQ FT				7 095
1 U KINGDOM	1 38 1 36	7 75 2 1	1 755 9 6 2	9 63 8 4 7	
44 BELG LUX	2 00 2 5 2	1 006 8 9	1 480 7 30	7 570 0 2	
54 FRANCE	4 94 8 9	2 53 1 8	7 09 5 1 6	3 41 7 1 1	
55 GERMANY W	1 57 1 7	1 23 5 0	3 210 4 7	1 94 9 2 3	
73 NETHRLNDS			9 22 1	5 8 2 4	
82 SPAIN	2 01 1 6	8 57 4	6 90 3 5	2 93 6 1	
559 JAPAN	2 51 2	1 06 8	2 51 2	1 06 8	
990 U STATES	1 83 8 3 6 4	8 89 1 6 3	1 296 0 0 7 1	6 30 7 20 1	
	2 26 4 5 8 6	1 11 4 6 8 3	1 730 8 0 9 4	8 600 9 3 7	
LAMINATED GLASS SHEETS	SQ FT				7 097
1 U KINGDOM	5 11 1 4 4	2 94 6 0	2 72 4 7 8	1 49 1 9 9	
44 BELG LUX	4 90 9	6 36 2	2 306 0	1 70 3 8	
54 FRANCE	1 01 4	5 44	1 42 9 8	7 1 5 6	
55 GERMANY W	2 94 0	1 43 9	1 612 2 2 2	8 21 9 0	
246 CZECHO S	2 79 9	7 83	2 79 9	7 83	
990 U STATES	8 35	1 35 8	8 82 6	3 70 4 1	
	6 36 4 1	3 99 4 6	4 82 6 8 3	2 93 40 7	
GLASS SHEETS WIRED	SQ FT				7 099
1 U KINGDOM	3 01 8 8	6 16 7	4 225 6 6	1 61 70 6	
44 BELG LUX	1 55 4 8	2 72 6	1 62 3 6 5	3 36 7 9	
54 FRANCE	1 84 2 6	2 86 0	1 22 8 9 2	1 73 6 4	
55 GERMANY W	2 44 4	1 26 9	2 68 8 6	1 14 9 1	
73 NETHRLNDS	5 21 3 3	3 79 8 3	4 950 1 0	3 51 6 2 9	
990 U STATES	1 73 6	2 18 3	2 72 1 3	1 89 8 1	
	1 20 4 7 5	5 31 8 8	1 25 6 9 3 2	5 94 8 5 0	
GLASS CAST AND SHEET GLASS NOP	SQ FT				7 100
1 U KINGDOM	6 28 3	1 19 9	1 640 0 6	3 99 8 5	
44 BELG LUX	2 82 2 8	4 48 4	1 705 0 3	3 50 2 1	
54 FRANCE	1 080 5	9 54	1 44 5 0	1 56 4	
55 GERMANY W	30 4	2 91	3 11 1 4	8 79 2	
246 CZECHO S			2 47 7 9	2 12 0	
990 U STATES	2 21 6	1 34 8	7 52 9 6	3 36 5 2	
	4 78 3 6	8 27 6	4 80 1 4 8	1 21 1 3 4	
ORNAMENTAL COLOURED GLASS	SQ FT				7 111
1 U KINGDOM	1 75 4 9	9 50 4	1 54 9 8 3	6 97 1 4	
44 BELG LUX	1 090 7	4 23 3	1 45 7 1 8	5 40 6 5	
54 FRANCE			1 81 1	1 15 1	
55 GERMANY W	1 45 6	4 27	3 49 9 5	1 80 2 4	
73 NETHRLNDS	7 4	4 84	5 46	2 92 9	
559 JAPAN			2 79 6 0	3 12 9	
990 U STATES	4 59 2	2 77 5	7 59 3 2	5 72 0 5	
	3 45 7 8	1 74 2 3	4 41 9 4 5	2 06 2 1 7	
PAINTED OBSCURED WHITE GLASS	SQ FT				7 112
1 U KINGDOM	1 52 2 2 1	2 74 9 3	1 483 0 2 5	2 70 1 1 2	
44 BELG LUX	1 03 6 2 7	1 63 5 2	1 048 1 7 4	1 610 8 9	
54 FRANCE	4 680 4	3 94 4	3 28 1 9 5	3 55 8 9	
55 GERMANY W	5 74 9 2	1 92 4 4	1 96 1 6 1	5 64 3 6	
73 NETHRLNDS	2 600 0	1 49 5	3 87 4 0	3 43 7	
246 CZECHO S	1 600 0	7 47	4 900 0	2 58 7	
559 JAPAN	1 000	6 16	1 190 9 5	1 17 2 2	
990 U STATES	5 38 4 5	3 09 1 1	6 45 8 4 1	3 16 8 8 8	
	4 56 9 8 9	1 008 0 2	3 908 2 3 1	8 57 8 6 0	
STAINED OR ORNAMENTAL WINDOWS					7 113
1 U KINGDOM		4 38		5 69 7 1	
43 AUSTRIA				3 10 8	
44 BELG LUX				7 01 4	
54 FRANCE		4 84 6		9 93 9 0	
55 GERMANY W		4 76 0		2 640 0	
64 IRELAND				2 19 3	
67 ITALY		1 72 5		7 56 3	
73 NETHRLNDS		1 35 4		3 59 8	
385 UAR EGYPT				3 90	
990 U STATES				2 28 7 8	
		1 31 2 3		2 29 5 0 5	
MIRRORS OF GLASS FRAMED OR NOT					7 114
1 U KINGDOM		1 95 5 4		1 59 3 2 6	
43 AUSTRIA				1 15 1	

IMPORTS BY COMMODITIES AND COUNTRIES

Commodity and Country	NOVEMBER 1961		JANUARY TO NOVEMBER 1961		Class Number
	Quantity	Value (\$)	Quantity	Value (\$)	
44 BELG LUX		6 69 65		4 50 4 12	
49 DENMARK		1 22 4		2 81 8	
54 FRANCE		8 24		1 23 4	
55 GERMANY W		2 37 36		1 33 9 45	
67 ITALY		1 49 7		8 28 5	
73 NETHRLNDS		2 15 4		6 60 4	
82 SPAIN		1 02		8 12	
85 SWEDEN		1 00		1 48 1	
246 CZECHO S		4 87		4 87	
516 HONG KONG				5 4 4	
553 CHINA COM				4 6 8	
559 JAPAN		1 06 87		7 36 26	
990 U STATES		7 21 30		8 47 5 45	
		1 99 4 60		1 68 8 7 38	
VACUUM BOTTLES JUGS AND PARTS	NO				7 1 18
1 U KINGDOM	1 44	1 20	7 48 70	4 14 57	
55 GERMANY W			3 01	4 17 5	
246 CZECHO S			1 000	3 85	
516 HONG KONG			2 46 8	4 36 8	
990 U STATES	8 70 6	9 14 3	9 32 8 3	2 01 2 81	
	8 85 0	9 26 3	1 71 9 2 2	2 51 6 6 6	
INSULATING WINDOW UNITS	NO				7 1 19
1 U KINGDOM	1 960	5 95 6	3 96 2	4 63 2 5	
44 BELG LUX	1 885	5 03 8 8	1 79 6 4	4 55 4 9 1	
55 GERMANY W			4 3 8	7 00 4	
990 U STATES	1 77	1 76 1 1	6 46 1	1 31 6 4 8	
	4 02 2	7 39 5 5	2 88 2 5	6 40 4 6 8	
GLASS BALLS FOR FIBRES OR YARN					7 1 20
990 U STATES		4 40 0 9		4 51 8 0 9	
		4 40 0 9		4 51 8 0 9	
GLASS TO BE CUT OR MOUNTED					7 1 21
1 U KINGDOM				9 9 7	
44 BELG LUX		9 10 2		8 10 2 8	
54 FRANCE		5 06		5 45 1 1	
55 GERMANY W				9 7 8 0 1	
85 SWEDEN				4 8 3	
246 CZECHO S		2 16 4		1 22 3 3	
277 POLAND				1 7 4	
288 YUGO SLAV		1 9 1 3		7 0 8 7 3	
990 U STATES		2 49 0 8		2 15 6 1 7	
		3 85 9 3		5 33 7 1 7	
GLASS BLANKS FOR REFLECTORS					7 1 22
990 U STATES		4 74 8 3		3 52 6 3 3	
		4 74 8 3		3 52 6 3 3	
BEADS FOR MFR IMITATION PEARLS					7 1 23
43 AUSTRIA				3 55 2	
55 GERMANY W				2 29 5 4	
559 JAPAN				5 2 3	
990 U STATES		1 6 9		5 90 3	
		1 6 9		3 29 3 2	
ARTIFICIAL EYES CONTACT LENSES					7 1 24
990 U STATES		1 10 4		2 16 3 3	
		1 10 4		2 16 3 3	
PHOTOGRAPHIC DRY PLATES					7 1 25
1 U KINGDOM		1 93 6		3 32 2 4	
44 BELG LUX				1 4 5	
990 U STATES		5 99 7		1 06 5 0 5	
		7 93 3		1 39 8 7 4	
SPECTACLES EYE GLASS LENSES					7 1 26
1 U KINGDOM		1 26 7		1 46 7 8	
43 AUSTRIA		6 61 8		5 30 3 6	
44 BELG LUX				1 85 7	
54 FRANCE		2 10 1 1		1 03 5 0 6	
55 GERMANY W		1 00 7		3 47 6 6	
67 ITALY		3 36 5 4		2 92 6 4 7	
82 SPAIN				3 8 7	
246 CZECHO S				3 7 4 4	
516 HONG KONG		5 0 5		9 7 2 2	
559 JAPAN		8 4 3 5		1 48 7 8 5	
990 U STATES		2 76 2 9		4 28 9 4 0	
		1 00 1 2 6		1 09 2 0 6 8	
MANUFACTURES OF GLASS N O P					7 1 27
1 U KINGDOM		5 73 4		6 88 5 0	
43 AUSTRIA		4 6 9		8 32 7	
44 BELG LUX		1 90 5		1 91 9 9	
49 DENMARK		6 7 9		4 52 3	
53 FINLAND				1 60 9	
54 FRANCE		1 22 4 6		8 02 8 8	
55 GERMANY W		5 21 7		9 84 3 5	
67 ITALY		2 00 2 5		1 80 7 3 4	
73 NETHRLNDS		7 7 5		7 33 3	
78 PORTUGAL				6 0 2	
82 SPAIN		6 5		2 19 9	
85 SWEDEN		6 4 6 0		5 49 7 4	
86 SWITZRLND		2 6 3		2 17 8	
246 CZECHO S		1 50 4 9		1 16 9 9 2	
258 GERMANY E				9 5 4 6	
262 HUNGARY		5 8 5		8 66 0	
277 POLAND				1 29 0	
516 HONG KONG		7 2		1 65 7 7	
559 JAPAN		6 9 2 8		1 10 3 9 2	
874 MEXICO				5 5 7 3	
990 U STATES		2 78 9 9 5		2 72 3 8 6 9	
		3 54 6 7		3 52 2 1 5 0	
GLASS WOOL OR FIBRE GLASS	LB				7 1 28
1 U KINGDOM	7 25	2 91	6 80 4	3 01 3	

IMPORTS BY COMMODITIES AND COUNTRIES

Commodity and Country	NOVEMBER 1961		JANUARY TO NOVEMBER 1961		Class Number
	Quantity	Value (\$)	Quantity	Value (\$)	
55 GERMANY W			1457	728	
85 SWEDEN			710	541	
990 U STATES	289378	141476	5113508	1440560	
GLASS BLOCKS	290103	141767	5122479	1444842	7129
1 U KINGDOM		6598		7649	
54 FRANCE				253	
246 CZECHO S		1565		14337	
874 MEXICO		1118		13146	
990 U STATES		51304		421193	
PLUMBAGO NOT GROUND OR MFRD		60585		456578	7131
1 U KINGDOM				398	
54 FRANCE		78		355	
76 NORWAY		1526		4510	
513 CEYLON		1302		4415	
874 MEXICO		518		18154	
990 U STATES		745		16084	
CRUCIBLES PLUMBAGO AND COVERS		4169		43916	7132
1 U KINGDOM		4257		69678	
990 U STATES		14607		122998	
PLUMBAGO GROUND AND MFRS NOP		18864		192676	7133
1 U KINGDOM		5543		70254	
54 FRANCE				287	
55 GERMANY W		4472		25021	
513 CEYLON				363	
559 JAPAN				6409	
874 MEXICO				296	
990 U STATES		71567		742204	
MICA UNMANUFACTURED		81582		844834	7138
1 U KINGDOM	CWT		200	853	
519 INDIA			677	36842	
752 BRAZIL	5	156	59	11122	
990 U STATES	2781	15410	12708	114290	
MICA MANUFACTURES OF	2786	15566	13644	163107	7139
1 U KINGDOM		2591		9947	
874 MEXICO				642	
990 U STATES		29515		313701	
ASPHALTUM OR ASPHALT		32106		324290	7141
1 U KINGDOM	CWT		126	804	
55 GERMANY W			11	182	
785 VENEZUELA			241361	144469	
828 TRINIDAO			12958	15450	
876 NETH ANT			106172	73389	
990 U STATES	26444	55629	257553	606237	
ASPHALTUM OIL FOR PAVING	26444	55629	618181	840531	7143
785 VENEZUELA	GAL		451037	35012	
876 NETH ANT			322025	30083	
990 U STATES	18589	2901	447508	62690	
OIL FOR CONCENTRATION OF ORES	18589	2901	1220570	127785	7151
1 U KINGDOM	GAL		75	105	
427 UN SO AFR			3825	13446	
990 U STATES	28068	42145	237504	376677	
CRUDE PETROLEUM	28068	42145	241404	390228	7153
319 KUWAIT	BBL	930465	1509564	11772444	18599432
323 QATAR		997079	1929568	4541472	8723711
347 IRAN		1042174	1918996	10927765	21305706
369 SAUD ARAB		1908768	4282932	17418109	42269173
785 VENEZUELA		6181745	14971669	74972478	176512993
828 TRINIDAD		251379	495258	2733615	5400168
990 U STATES		97803	249523	726723	1807043
PETROLEUM TOPS FOR REFINERS		11409413	25357510	123092606	274618226
FUEL OIL EXWARE SHIPS STORES	GAL				7154
876 NETH ANT		89084	6834	484631	39426
990 U STATES				12500	1942
AVIATION GASOLINE		89084	6834	497131	41368
876 NETH ANT	GAL	419803	74070	27405875	4556456
990 U STATES		95647	25626	3832675	857395
KEROSENE N O P		515450	99696	31238550	5413851
1 U KINGDOM	GAL			3062949	231007
876 NETH ANT		1453658	140762	2606276	258809
990 U STATES		58506	9667	938775	139341
ENGINE DISTILLATE 8017 OR OVER		1512164	150429	6608000	629157
990 U STATES	GAL				7163
183		88		678	158
183		88		678	158
GASOLINE UNDER 8236 SP G N O P	GAL				7164
785 VENEZUELA		3049294	435615	7896843	1134368
876 NETH ANT		955475	136668	2843064	360239
990 U STATES		790259	126075	11524524	1912274
CASINGHEAD GASOLINE BLENDING		4795028	698358	22264431	3406881
	GAL				7165

IMPORTS BY COMMODITIES AND COUNTRIES

Commodity and Country	NOVEMBER 1961		JANUARY TO NOVEMBER 1961		Class Number
	Quantity	Value (\$)	Quantity	Value (\$)	
LUB OILS UNDER 25C PER GAL 990 U STATES	GAL 2471770	554876	10975881	2418232	7166
	2471770	554876	10975881	2418232	
PETRO LUB OILS 25C GAL OR OVER 1 U KINGDOM	GAL 1104	3160	21883	49446	7167
44 BELG LUX			1125	1173	
54 FRANCE			1279	6047	
55 GERMANY W			1130	1239	
73 NETHRLNDS	11454	8665	69224	49778	
85 SWEDEN			542	1049	
86 SWITZRLND	50	104	606	1196	
990 U STATES	3565907	1269620	24773993	9978434	
	3578515	1281549	24869782	10088362	
OILS MINERAL N O P 1 U KINGDOM	GAL 90	68	8549	2821	7168
990 U STATES	64061	106513	1498401	1337779	
	64151	106581	1506950	1340600	
STOVE OIL NO 1 FUEL OIL 785 VENEZUELA	GAL 2331638	266478	16719422	1766195	7171
876 NETH ANT	9648160	1099950	49946344	5433233	
990 U STATES	247589	36107	5849227	1002397	
	12227387	1402535	72514993	8201825	
LIGHT FUEL OILS NOS 2 AND 3 785 VENEZUELA	GAL 27635519	2467877	110124691	9914541	7172
828 TRINIDAO	7486533	620571	15378926	1218260	
876 NETH ANT	28284470	2442358	83761299	7299182	
990 U STATES	1735146	196063	18283039	2192782	
	65141668	5726869	227547955	20624765	
HEAVY FUEL OILS NOS 4 5 AND 6 1 U KINGDOM	GAL 46511	1995	46511	1995	7173
44 BELG LUX			77735	7774	
55 GERMANY W			4290587	211244	
76 NORWAY	68405	4413	68405	4413	
319 KUWAIT			4837690	250886	
355 ISRAEL	47504	4750	47504	4750	
785 VENEZUELA	12065867	610935	65399466	3243936	
828 TRINIDAD	3757656	205722	34476895	1897809	
874 MEXICO			3562719	158909	
876 NETH ANT	9937816	515074	120671771	5943640	
990 U STATES	7045112	412701	98425469	5458204	
	32968871	1755590	331904752	17183560	
DIESEL FUEL 73 NETHRLNDS	GAL 366332	30623	16650	2164	7174
785 VENEZUELA	4697692	409178	39073332	3393674	
876 NETH ANT	291809	35763	19002602	1792578	
990 U STATES	5355833	475564	4222745	529449	
			62315329	5717865	
PETROL GREASE LUBRICATING NOP 1 U KINGDOM	LB 3599	3007	46936	15874	7181
55 GERMANY W	660	1291	2332	4328	
990 U STATES	1095013	198083	14378254	2073705	
	1099272	202381	14427522	2093907	
PETROL JELLIES TOILET MEDICINE 1 U KINGDOM		285		2059	7182
55 GERMANY W				217	
990 U STATES		84362		805337	
		84647		807613	
PARAFFINE WAX 1 U KINGDOM	LB 1839	1483	12356	1303	7183
86 SWITZRLND	250000	11267	1839	1483	
519 INDIA			670000	28387	
559 JAPAN			2404	184	
990 U STATES	3767337	246186	37288126	2436855	
	4019176	258936	37974725	2468212	
CANDLES PARAFFINE WAX 1 U KINGDOM	LB 53	56	353	255	7184
43 AUSTRIA			110	98	
49 DENMARK	9401	3960	13810	6020	
54 FRANCE	66	95	135	190	
55 GERMANY W	1963	708	8301	3928	
64 IRELAND	700	252	2860	1107	
76 NORWAY	1500	355	5204	1162	
82 SPAIN			309	311	
85 SWEDEN	559	271	2266	1135	
86 SWITZRLND	1698	515	3445	1732	
258 GERMANY E			77	217	
355 ISRAEL	2380	656	22794	4315	
516 HONG KONG			1024	415	
559 JAPAN	45250	13803	258032	64882	
990 U STATES	47994	20711	168026	69539	
	111564	41382	486746	155306	
PRODUCTS OF PETROLEUM N O P 1 U KINGDOM	GAL 430	334	8283	4384	7185
990 U STATES	4087570	656637	32187078	5846643	
	4088000	656971	32195361	5851027	
LIQUEFIED PETROLEUM GASES 54 FRANCE	GAL 171	1027	14491	1480	7186
55 GERMANY W	231527	47984	3226668	754047	
990 U STATES	231698	49011	3241940	756795	
NAPHTHA INCL SOLVENT NAPHTHA 1 U KINGDOM	GAL 476			2162	7187
55 GERMANY W	534124	139786	7188231	1628943	
990 U STATES	534124	139786	7189757	1632231	

IMPORTS BY COMMODITIES AND COUNTRIES

Commodity and Country	NOVEMBER 1961		JANUARY TO NOVEMBER 1961		Class Number
	Quantity	Value (\$)	Quantity	Value (\$)	
ARTIFICIAL ABRASIVE GRAINS					7191
1 U KINGDOM		1692		8450	
54 FRANCE				282	
55 GERMANY W				2088	
73 NETHRLNDS				1071	
86 SWITZRLND		9169		27499	
990 U STATES		225563		2124548	
		236424		2163938	
DIAMONDS BLACK BORT FOR BORERS					7192
CARAT					
1 U KINGDOM	10935	55701	123229	655624	
44 BELG LUX	35	113	1701	13240	
64 IRELAND	68	204	2126	8481	
86 SWITZRLND			10	73	
427 UN SO AFR	12302	47989	73684	348155	
774 PERU			700	1850	
777 SURINAM			135	989	
990 U STATES	61152	300559	827957	4379529	
	84492	404566	1029542	5407941	
DIATOMACEOUS EARTH					7193
990 U STATES	48427	117655	528159	1232385	
	48427	117655	528159	1232385	
EMERY IN BULK					7194
73 NETHRLNDS		1874		7425	
990 U STATES		28770		170961	
		30644		178386	
GRINDING WHEELS BONDED					7195
1 U KINGDOM		14493		108080	
43 AUSTRIA				695	
44 BELG LUX		72		990	
49 DENMARK				338	
54 FRANCE				258	
55 GERMANY W		8444		74194	
67 ITALY				19525	
73 NETHRLNDS				81	
76 NORWAY		766		10758	
78 PORTUGAL				1068	
85 SWEDEN		340		8236	
86 SWITZRLND				953	
427 UN SO AFR				100	
990 U STATES		164262		1618310	
		188377		1843586	
GRINDING STONES BLOCKS BONDED					7196
1 U KINGDOM		489		5095	
44 BELG LUX		402		738	
55 GERMANY W				2449	
67 ITALY				1115	
85 SWEDEN		128		2788	
559 JAPAN		101		1055	
614 AUSTRALIA		1094		1094	
990 U STATES		17534		309869	
		19748		324203	
GRINDSTONES N O P					7199
1 U KINGDOM			435	2167	
990 U STATES			189	9755	
			624	11922	
PUMICE PUMICE STONE LAVA TUFFA					7200
67 ITALY		3333		10738	
990 U STATES		15504		148477	
		18837		159215	
COATED ABRASIVE PAPER CLOTH					7202
1 U KINGDOM		3212		25798	
49 DENMARK		605		1648	
55 GERMANY W		12312		47702	
76 NORWAY		3346		14742	
85 SWEDEN				1709	
86 SWITZRLND				338	
559 JAPAN				205	
990 U STATES		156960		1091208	
		176435		1183350	
MFRS OF ABRASIVES N O P					7203
1 U KINGDDM		6350		29360	
44 BELG LUX		1364		1824	
55 GERMANY W		4003		22833	
67 ITALY		144		2340	
73 NETHRLNDS				231	
76 NORWAY		983		3536	
559 JAPAN				170	
990 U STATES		39637		448681	
		52481		508975	
BUILDING STONE N O P					7210
1 U KINGDOM			26334	185547	
67 ITALY			4	58	
990 U STATES	37602	54605	543680	702203	
	37602	54605	570018	887808	
GRANITE ROUGH					7215
49 OENMARK				191	
53 FINLAND		4872		20882	
76 NORWAY		3247		15953	
85 SWEDEN		39179		191220	
427 UN SO AFR				321	
752 BRAZIL		1999		6943	
990 U STATES		13237		131424	
		62534		366934	
GRANITE SAWN					7216
53 FINLAND				2779	
67 ITALY				1144	

IMPORTS BY COMMODITIES AND COUNTRIES

Commodity and Country	NOVEMBER 1961		JANUARY TO NOVEMBER 1961		Class Number
	Quantity	Value (\$)	Quantity	Value (\$)	
76 NORWAY				15 662	
85 SWEDEN		38 50		9 321	
427 UN SO AFR				5 43	
752 BRAZIL				4 69	
990 U STATES		8 184		98 782	
GRANITE MANUFACTURES		120 34		114 600	7 218
44 BELG LUX				7 157	
53 FINLAND		7 97		65 619	
54 FRANCE				2 206	
55 GERMANY W				12 195	
67 ITALY				3 249	
73 NETHRLNDS		35 01		5 350	
76 NORWAY				2 98	
78 PORTUGAL				5 712	
85 SWEDEN		80 82		61 338	
427 UN SO AFR				1 131	
559 JAPAN				2 91	
990 U STATES		68 57		265 094	
GYPSUM		192 37		429 640	
TON					7 221
1 U KINGDOM			27	8 88	
874 MEXICO	8 000	210 76	61 600	175 153	
990 U STATES	191	22 85	2 335	33 431	
LIME		8 191		63 962	7 223
CWT					
1 U KINGDOM			8 145	4 253	
990 U STATES	63 134	459 65	70 223	489 295	
PLASTER OF PARIS WALL PLASTER		63 134		711 068	7 224
CWT					
1 U KINGDOM			5 128	4 377	
54 FRANCE	21	213	151	15 64	
55 GERMANY W			55	117	
990 U STATES	111 65	253 85	175 832	327 334	
CEMENT MANUFACTURES N O P		111 86		181 166	7 226
1 U KINGDOM				5 793	
54 FRANCE		107 61		278 35	
55 GERMANY W				311	
67 ITALY				39 15	
990 U STATES		203 42		791 423	
WHITE PORTLAND CEMENT CLINKER		311 03		829 277	
CWT					7 227
49 DENMARK	58 240	543 36	29 1200	268 521	
990 U STATES			10 4851	120 249	
CEMENT PORTLAND STANDARD		58 240		396 051	7 228
CWT					
1 U KINGDOM			2 647	3 100	
55 GERMANY W			1 462	1 037	
73 NETHRLNDS			2 200	2 258	
559 JAPAN			57 3	32 4	
990 U STATES	43	1 43	20 494	29 887	
CEMENT WHITE		43		27 376	7 229
CWT					
1 U KINGDOM	17 65	2 650	9 3046	135 368	
44 BELG LUX	211 68	31 454	54 053	81 137	
49 DENMARK			27 381	39 962	
54 FRANCE			27 126	38 714	
55 GERMANY W	52 51	85 98	59 378	98 717	
559 JAPAN	96	99	64 8	7 96	
990 U STATES	20 60	47 05	22 692	48 547	
CEMENT N O P		303 40		284 324	7 230
CWT					
1 U KINGDOM	57 542	707 20	18 8125	269 379	
49 DENMARK			132	220	
55 GERMANY W			57 32	150 38	
990 U STATES	701	35 46	23 816	64 682	
MARBLE ROUGH		58 243		217 805	7 231
44 BELG LUX				872	
54 FRANCE		26 37		2 637	
67 ITALY		25 606		63 604	
78 PORTUGAL				4 469	
990 U STATES		30 68		39 159	
MARBLE SAWN		313 11		106 741	7 232
44 BELG LUX		87 57		309 13	
67 ITALY		84 774		374 613	
78 PORTUGAL		2 46		2 993	
355 ISRAEL				1 606	
990 U STATES		30 402		334 731	
MARBLE FOR TOMBSTONES		124 179		744 856	7 233
990 U STATES		49 92		39 261	
MARBLE MANUFACTURES N O P		49 92		39 261	7 234
44 BELG LUX				25 48	
54 FRANCE				4 17	
55 GERMANY W		1 610		17 745	
64 IRELAND				5 12	
67 ITALY		14 705		89 624	
78 PORTUGAL				4 818	
519 INDIA				253	
874 MEXICO				1 142	
990 U STATES		24 48		31 991	
		18 763		149 050	

IMPORTS BY COMMODITIES AND COUNTRIES

Commodity and Country	NOVEMBER 1961		JANUARY TO NOVEMBER 1961		Class Number
	Quantity	Value (\$)	Quantity	Value (\$)	
MARBLE ORNAMENTAL FOR CHURCHES 67 ITALY 990 U STATES		55733		150392 125	7235
ROOFING SLATE		55733		150517	7241
78 PORTUGAL 990 U STATES	SQ 75 75	1910 1910	56 411 467	520 9809 10329	7241
SLATE MANUFACTURES N O P 1 U KINGDOM 55 GERMANY W 67 ITALY 78 PORTUGAL 559 JAPAN 990 U STATES		926		983 774 8199 18930 2153 27935	7243
CURLING STONES AND HANLES 1 U KINGDOM	PAIR 319	14486	2944	128515	7254
FELDSPAR 990 U STATES	CWT 800	994	31448	32886	7256
FLINT AND GROUND FLINT STONE 49 DENMARK 54 FRANCE 990 U STATES	CWT 816	1106	2893 1890 20650	6492 7632 15875	7257
FLUORSPAR 1 U KINGDOM 874 MEXICO 990 U STATES	CWT 1120 88014	2543 180812	2833 633799	6712 864747	7258
MAG OX AND CARB FOR INSULATION 990 U STATES	CWT 2388	12337	15955	78135	7261
PHOSPHATE ROCK 1 U KINGDOM 44 BELG LUX 559 JAPAN 876 NETH ANT 990 U STATES	CWT 22235	52002	665 49967 30908 192807	300 120258 108376 313642	7263
SILICA SAND 44 BELG LUX 76 NORWAY 614 AUSTRALIA 990 U STATES	CWT 2490662 2512897	1010168 1062170	19852901 20127248	8495148 9037724	7264
SAND AND GRAVEL N O P 990 U STATES	TON 57551	52926	511345	477524	7265
SILEX OR CRYSTALLIZED QUARTZ 1 U KINGDOM 44 BELG LUX 67 ITALY 752 BRAZIL 990 U STATES	CWT 218	3678	700 604 445 15	629 4019 6865 8514	7266
TALC OR SOAPSTONE 1 U KINGDOM 54 FRANCE 67 ITALY 990 U STATES	CWT 3340 27240 30580	8645 69001 77646	55 163 26963 350828 378009	1341 507 67234 766524 835606	7268
WHITING GILDERS PARIS WHITE 1 U KINGDOM 54 FRANCE 990 U STATES	CWT 8459 8119 4590	6503 2167 9186	44172 32120 72086	33212 9462 165671	7269
STONE AND MANUFACTURES N O P 1 U KINGDOM 54 FRANCE 55 GERMANY W 67 ITALY 76 NORWAY 516 HONG KONG 553 CHINA COM 559 JAPAN 990 U STATES		1360 70 5421 5524 985		1269 10928 2227 15067 5524 3635 2736 670	7270
ROOFING GRANULES 990 U STATES	CWT 87100	78868	1559034	1440145	7271
STONE CRUSHED 990 U STATES	TON 95634	140351	724648	1101536	7272
QUARTZ PIEZO ELECTRIC 1 U KINGDOM 752 BRAZIL 990 U STATES	LB 64 792 1042	674 4799 18223	466 4373 4477	3455 26120 137506	7273
MAGNESIA DEAD BURNED SINTERED 1 U KINGDOM 67 ITALY 288 YUGO SLAV 990 U STATES	CWT 44000 23791 67791	125753 99020 224773	212 1252 88092 325797 415353	1324 4665 245048 1358683 1609720	7274

IMPORTS BY COMMODITIES AND COUNTRIES

Commodity and Country	NOVEMBER 1961		JANUARY TO NOVEMBER 1961		Class Number
	Quantity	Value (\$)	Quantity	Value (\$)	
MAGNESIA CAUSTIC CALCINED	CWT				7 275
43 AUSTRIA			1400	3672	
73 NETHRLNDS	110	305	110	305	
519 INDIA	114	945	542	4535	
990 U STATES	3840	14608	51567	172370	
	4064	15858	53619	180882	
ELECTRIC OR BLAST FURNACE SLAG	CWT				7 280
990 U STATES	12566	1814	295208	33090	
	12566	1814	295208	33090	
BARYTES	CWT				7 281
1 U KINGDOM	505	962	505	962	
55 GERMANY W	220	368	5637	9632	
990 U STATES	4030	8979	29678	77808	
	4755	10309	35820	88402	
CARBONS 3 TO 35 INCHES CIRCUM					7 282
1 U KINGDOM		1441		17569	
54 FRANCE		976		24409	
55 GERMANY W				1556	
559 JAPAN		3681		19656	
990 U STATES		32234		499854	
		38332		563044	
CARBONS OVER 35 INCHES CIRCUM					7 283
1 U KINGDOM		349190		654444	
54 FRANCE				59904	
55 GERMANY W				368	
559 JAPAN		35982		409684	
990 U STATES		8841		101069	
		394013		1225469	
ELECTRIC LIGHT CARBONS N O P	LB				7 284
1 U KINGDOM			12115	20263	
54 FRANCE	2178	4097	29027	46956	
55 GERMANY W	410	610	11182	15142	
559 JAPAN			7859	6475	
990 U STATES	227892	40027	2349049	436935	
	230480	44734	2409232	525771	
CRAYONS					7 285
1 U KINGDOM				8477	
43 AUSTRIA				61	
54 FRANCE		1576		3558	
55 GERMANY W		1635		11608	
67 ITALY				134	
73 NETHRLNDS		410		1078	
246 CZECHO S				2243	
355 ISRAEL				2333	
559 JAPAN		5082		25172	
990 U STATES		51482		456732	
		60185		511396	
DIAMONDS UNSET	CARAT				7 286
1 U KINGDOM	315	66996	3418	721560	
44 BELG LUX	3573	507204	30333	4292458	
55 GERMANY W	18	1455	85	10548	
73 NETHRLNDS	77	11832	803	174807	
86 SWITZRLND			4	785	
355 ISRAEL	925	116535	9873	1131428	
427 UN SO AFR	81	17781	799	205850	
815 BERMUDA			9	5988	
874 MEXICO			113	7066	
876 NETH ANT			48	6501	
990 U STATES	779	195559	6588	1244912	
	5768	917362	52073	7801903	
FOUNDRY FACINGS OF ALL KINDS					7 288
1 U KINGDOM				1977	
55 GERMANY W		701		701	
86 SWITZRLND				62	
990 U STATES		11725		177494	
		12426		180234	
FULLERS EARTH IN BULK ONLY					7 289
1 U KINGDOM				1807	
55 GERMANY W		2408		4619	
990 U STATES		8759		136445	
		11167		142871	
GAS IMPORTED BY PIPE LINE	M C F				7 290
990 U STATES	540771	167577	5564567	1705503	
	540771	167577	5564567	1705503	
INSULATORS ELECTRIC N O P					7 291
1 U KINGDOM		3773		92578	
54 FRANCE				1605	
55 GERMANY W				801	
86 SWITZRLND				4301	
246 CZECHO S				1891	
886 P RICO				844	
990 U STATES		57657		485441	
		61430		587461	
MAGNESIA PIPE COVERING					7 292
990 U STATES				22092	
				22092	
MINERAL WOOL	LB				7 295
990 U STATES	383480	28307	5919706	442220	
	383480	28307	5919706	442220	
SALT TABLE	CWT				7 296
1 U KINGDOM			400	352	
990 U STATES	1506	3824	24731	118198	
	1506	3824	25131	118550	
SALT FOR FISHERIES	CWT				7 297
1 U KINGDOM			448	729	
49 DENMARK			1000	616	

IMPORTS BY COMMODITIES AND COUNTRIES

161

Commodity and Country	NOVEMBER 1961		JANUARY TO NOVEMBER 1961		Class Number
	Quantity	Value (\$)	Quantity	Value (\$)	
73 NETHRLNDS			800	744	
82 SPAIN			1107218	227725	
813 BAHAMAS			76160	18945	
824 JAMAICA			11000	2145	
954 ST PIERRE			1556	1556	
990 U STATES			11000	2054	
SALT IN BULK N O P			1209182	254514	
	CWT				7 298
874 MEXICO			1283878	79444	
990 U STATES	292368	81332	997820	286160	
	292368	81332	2281698	365604	
SALT IN BAGS BARRELS					
	CWT				7 299
1 U KINGDOM	1056	930	6562	6336	
990 U STATES	27535	26190	201851	211641	
	28591	27120	208413	217977	
SULPHUR AND BRIMSTONE					
	CWT				7 300
54 FRANCE	401	1575	1518	6456	
990 U STATES	757269	890355	6190917	6632254	
	757670	891930	6192435	6638710	
MINERAL SUBSTANCES N O P					
		41686		220103	7 301
1 U KINGDOM				1092	
43 AUSTRIA				5691	
44 BELG LUX		1184		662	
49 DENMARK				5949	
54 FRANCE		1759		15318	
55 GERMANY W		2548		91725	
67 ITALY		30250		840	
73 NETHRLNDS		66		36429	
76 NORWAY		589		10186	
85 SWEDEN				2634	
86 SWITZRLND				680	
258 GERMANY E				569250	
422 RHOD NYAS		57648		553784	
427 UN SO AFR		65822		462	
516 HONG KONG				813	
519 INDIA				9699	
559 JAPAN		739		2080	
874 MEXICO				5535310	
990 U STATES		491389		7062707	
		693680			
VERMICULITE CRUDE					
		12531		52129	7 302
427 UN SO AFR		64970		377858	
990 U STATES		77501		429987	
ANDALUSITE KYANITE MULLITE ETC					
	CWT				7 304
519 INDIA			6061	15219	
990 U STATES	1815	6505	23493	80343	
	1815	6505	29554	95562	
DRILLING MUD					
	CWT				7 305
990 U STATES	20676	31476	249390	306846	
	20676	31476	249390	306846	
TILES FLOOR AND WALL LINOLEUM					
	SO FT				7 308
1 U KINGDOM	3185151	298451	25648220	2370419	
990 U STATES			207511	22619	
	3185151	298451	25855731	2393038	
TILES FLOOR AND WALL VINYL					
	SO FT				7 310
1 U KINGDOM	428	84	577655	98249	
44 BELG LUX	402328	33535	1415985	121638	
54 FRANCE	4320	790	72486	13689	
55 GERMANY W	11868	1438	14136	1702	
559 JAPAN			987980	118487	
990 U STATES	187435	42870	1795211	467542	
	606379	78717	4863453	821307	
TILES FLOOR AND WALL ASPHALT					
	SO FT				7 311
990 U STATES	25940	2689	862453	84331	
	25940	2689	862453	84331	
TILES FLOOR AND WALL N O P					
	SO FT				7 312
1 U KINGDOM	107460	11257	115434	12752	
55 GERMANY W			33141	3035	
67 ITALY			31388	10567	
990 U STATES	139736	32795	1435340	336226	
	247196	44052	1615303	362650	
ACOUSTIC AND CEILING TILES					
	SO FT				7 315
53 FINLAND	176832	9499	1690488	85731	
85 SWEDEN	182400	8428	1771433	84712	
990 U STATES	1008388	176119	14922446	2698801	
	1367620	194046	18384367	2869244	

IMPORTS BY COMMODITIES AND COUNTRIES

Commodity and Country	NOVEMBER 1961		JANUARY TO NOVEMBER 1961		Class Number
	Quantity	Value (\$)	Quantity	Value (\$)	
<u>GROUP 8</u>					
<u>CHEMICALS AND ALLIED PRODUCTS</u>					
ACID BORACIC 25 LBS OR OVER 990 U STATES	LB 244150	16741	4286905	266375	8001
	244150	16741	4286905	266375	
ACIO HYOROFUOSILICIC 990 U STATES	LB 30000	2065	220704	25843	8002
	30000	2065	220704	25843	
ACIO MURIATIC 990 U STATES	LB 139869	2528	1751145	26942	8003
	139869	2528	1751145	26942	
ACETYLSALICYLIC ACIO 1 U KINGDOM 54 FRANCE 990 U STATES	LB 205559 57040 21350 283949	123246 20137 11140 154523	941837 124202 191650 1257689	546916 46401 98050 691367	8004
ACID NITRIC 990 U STATES	LB 18256	2226	173059	18517	8005
	18256	2226	173059	18517	
ACIO PHOSPHORIC 990 U STATES	LB 550	56	2356639	112386	8006
	550	56	2356639	112386	
ACID SULPHURIC 990 U STATES	LB 934736	9327	13655088	119085	8008
	934736	9327	13655088	119085	
ACIO LACTIC 1 U KINGDOM 54 FRANCE 73 NETHRLNDS 990 U STATES	LB 125530 1120 11332 137982	37577 364 2325 40266	397710 1120 63529 486509	113674 364 14249 133036	8009
ACIO NICOTINIC 1 U KINGDOM 49 DENMARK 54 FRANCE 67 ITALY 85 SWEDEN 86 SWITZRLND 990 U STATES	LB 3306	4399	12114 10555 22121 550 15845 28953 37451	16616 12027 26254 641 21442 37809 45380	8010
SALICYLIC ACIO 1 U KINGDOM 54 FRANCE 990 U STATES	LB 560	158	4688 1620 10960	1940 543 4880	8011
	2060	827	17268	7363	
ACID ACETIC AND PYROLIGNEOUS 1 U KINGDOM 55 GERMANY W 990 U STATES	GAL 13083	7441	234 13083 817	400 7441 1516	8012
	13083	7441	14134	9357	
ACID CRESYLIC 1 U KINGDOM 990 U STATES	LB 504	91	79490 649421	7742 76523	8015
	96905	12639	728911	84265	
XANTHATES FOR ORES 44 BELG LUX 55 GERMANY W 990 U STATES	LB 60000	14378	11000 493950 4623633	1284 106711 1339602	8016
	1171560	344658	5128583	1447597	
ACIO OXALIC 54 FRANCE 55 GERMANY W 67 ITALY 73 NETHRLNDS 990 U STATES	LB 6600	821	165378 52846 6600	21728 6786 821	8017
	198241	25256	594856	75282	
	1200	267	426666	43357	
	206041	26344	1246346	147974	
ACID TANNIC 1 U KINGDOM 44 BELG LUX 54 FRANCE 86 SWITZRLND 990 U STATES	LB 3930	2807	13252 550 13758	9548 600 20905	8020
	3306	1912	9918	5582	
	3325	3463	20605	22108	
	16073	17019	58083	58743	
TARTARIC ACID CRYSTAL OR POWO 1 U KINGDOM 54 FRANCE 67 ITALY 82 SPAIN 990 U STATES	LB 66000	24961	754400 8819 17200	279365 2465 4847	8021
	5512	1568	5512	1568	
	1815	1021	1815	1021	
	76112	28339	787746	289266	
ACIDS N O P 1 U KINGDOM 49 DENMARK 54 FRANCE 55 GERMANY W 67 ITALY 73 NETHRLNDS 85 SWEDEN 86 SWITZRLNO 559 JAPAN 744 ARGENTINA	LB 191487	35236	1190450 131790 554269 1588666 110 51035 2204 51230	294854 29633 99224 287700 804 13249 3300 46350	8022
	3321	1001	57538 551	10268 1022	

IMPORTS BY COMMODITIES AND COUNTRIES

Commodity and Country	NOVEMBER 1961		JANUARY TO NOVEMBER 1961		Class Number
	Quantity	Value (\$)	Quantity	Value (\$)	
758 COLOMBIA	276187	28585	758950	75743	
874 MEXICO			7	218	
990 U STATES	708905	163052	7015964	1563031	
ACID ARSENIC	1517750	312637	11402764	2425396	8023
990 U STATES	LB		406892	16378	
ASCORBIC ACID			406892	16378	8024
49 DENMARK				3536	
55 GERMANY W		11462		119739	
559 JAPAN		1272		1272	
990 U STATES		29645		355413	
ACID FORMIC		42379		479960	8025
55 GERMANY W	544136	47295	1134225	102444	
73 NETHRLNDS	57098	5066	170398	15942	
990 U STATES			44909	7083	
ACID CHROMIC	601234	52361	1349532	125469	8026
1 U KINGDOM	74600	21892	282600	78386	
55 GERMANY W			30854	9031	
990 U STATES	101478	27482	930969	260011	
ACID CARBOLIC OR PHENOL	176078	49374	1244423	347428	8027
990 U STATES	LB				
521420	74494	3214506	518558		
521420	74494	3214506	518558		
AMYL ALCOHOL					8032
990 U STATES	GAL				
20	56	53028	76919		
20	56	53028	76919		
BUTYL ALCOHOL					8034
990 U STATES	LB				
246159	34242	1238076	182180		
246159	34242	1238076	182180		
METHYL ETHYL KETONE ETC					8035
990 U STATES	LB				
43142	5467	1695943	213023		
43142	5467	1695943	213023		
ETHYL AND METHYL ALCOHOL					8036
990 U STATES	GAL				
3918	4576	1279938	321215		
3918	4576	1279938	321215		
ISOPROPYL ALCOHOL					8038
990 U STATES	GAL				
446	339	6319	5333		
446	339	6319	5333		
CELLULOSE ACETATE PHOTO FILM					8046
990 U STATES		99362		870446	
99362			870446		
CAFFEINE AND SALTS					8052
1 U KINGDOM	LB		9829	19695	
55 GERMANY W	10153	15521	80850	126313	
73 NETHRLNDS	11440	24646	44440	95264	
86 SWITZRLND	8800	16680	61600	114519	
990 U STATES			202	284	
COCAINE	30393	56847	196921	356075	8053
1 U KINGDOM	DZ				
494	6220	1185	14585		
494	6220	1185	14585		
CODEINE AND SALTS					8054
1 U KINGDOM	OZ				
20755	107578	135239	692217		
55 GERMANY W		5294	26047		
73 NETHRLNDS	1500	9771	5500	34783	
86 SWITZRLND	564	2961	645	3368	
519 INDIA	3100	16032	5600	26596	
990 U STATES			11	165	
OPIUM AND DERIVATIVES N O P	25919	136342	152289	783176	8056
1 U KINGDOM	OZ				
464	2345	7335	28308		
54 FRANCE	3	38	3	38	
55 GERMANY W			212	1248	
73 NETHRLNDS			1646	10004	
990 U STATES	29	240	616	4459	
496	2623	9812	44057		
QUININE SALTS					8059
1 U KINGDOM	OZ				
6000	1933	33432	11027		
73 NETHRLNDS			9000	2688	
990 U STATES			10700	3743	
6000	1933	53132	17458		
PREPARATIONS WEED KILLING					8069
1 U KINGDOM				446039	
49 DENMARK				116755	
55 GERMANY W				124083	
73 NETHRLNDS				7000	
86 SWITZRLND				171630	
990 U STATES		26843		5202965	
		26843		6068472	
NICOTINE AND SALT FOR SPRAYING					8070
1 U KINGDOM	LB				
5000	3661	40400	33453		
990 U STATES			2010	1867	
5000	3661	42410	35320		
CHLOROPICRIN INSECTICIDES					8071
559 JAPAN		3000		3789	
990 U STATES		1135		74858	
		4135		78647	
SPRAYS IN PKGS NOT OVER 3 LBS					8072
1 U KINGDOM		4661		157287	
55 GERMANY W				947	
73 NETHRLNDS		1140		2399	
559 JAPAN				307	
990 U STATES		22447		436673	
		28248		597613	

IMPORTS BY COMMODITIES AND COUNTRIES

Commodity and Country	NOVEMBER 1961		JANUARY TO NOVEMBER 1961		Class Number
	Quantity	Value (\$)	Quantity	Value (\$)	
DISINFECTANTS DIPS SPRAYS NOP					8073
1 U KINGDOM		43230		403712	
43 AUSTRIA				28555	
44 BELG LUX				13752	
49 DENMARK		6345		6345	
54 FRANCE		6289		58175	
55 GERMANY W		62209		401953	
73 NETHRLNDS				16917	
76 NORWAY				415	
85 SWEODEN				24501	
86 SWITZRLND		2620		57333	
774 PERU		3928		31416	
990 U STATES		872103		1143859	
		996724		1245972	
MEDICINAL PREPARATIONS DRY					8074
1 U KINGDOM		161790		1206286	
43 AUSTRIA				142	
44 BELG LUX		2056		4823	
49 DENMARK		124		20036	
54 FRANCE		41266		206018	
55 GERMANY W		65056		234294	
64 IRELAND		1661		1894	
67 ITALY		143		12387	
73 NETHRLNDS		1627		24450	
85 SWEDEN				14114	
86 SWITZRLND		181857		790989	
246 CZECHD S				242	
355 ISRAEL				390	
516 HONG KONG		6738		46899	
559 JAPAN		711		4047	
614 AUSTRALIA		680		680	
990 U STATES		493560		4936398	
		957269		7504089	
MEDICINAL PREPARATIONS LIQUID					8075
1 U KINGDOM		2984		63615	
44 BELG LUX				251	
49 DENMARK				309	
54 FRANCE		7672		76067	
55 GERMANY W		559		8743	
64 IRELAND				1638	
67 ITALY				606	
73 NETHRLNDS				2751	
76 NORWAY				1810	
82 SPAIN				583	
85 SWEDEN				218	
86 SWITZRLND		4433		22592	
246 CZECHD S				199	
516 HONG KONG		956		6115	
614 AUSTRALIA				442	
744 ARGENTINA				1584	
990 U STATES		138863		1761206	
		155467		1948729	
MEDICINAL PREPARATIONS OTHER					8076
1 U KINGDOM				5108	
54 FRANCE		141		17064	
55 GERMANY W				2548	
516 HONG KONG		461		5153	
559 JAPAN				652	
990 U STATES		33174		163671	
		33776		194196	
MENTHOL NATURAL OR SYNTHETIC					8078
1 U KINGDOM		4351		19933	
55 GERMANY W				49059	
82 SPAIN				2057	
516 HONG KONG				21784	
553 CHINA COM				13454	
559 JAPAN				2148	
578 TAIWAN		6288		65411	
614 AUSTRALIA				9914	
752 BRAZIL				118954	
990 U STATES				38678	
		10639		341392	
PAPAINE					8079
990 U STATES		11230		104185	
		11230		104185	
SPIRITS AND STRONG WATERS NOP					8081
1 U KINGDOM	GAL	609	1244	1759	
55 GERMANY W				7	
516 HONG KONG		341	1958	6439	
990 U STATES		8258	97751	16564	
		9208	100953	24769	
EXTRACT OF CASCARA SAGRADA					8082
990 U STATES				27355	
				27355	
PENICILLIN AND PRODUCTS					8083
1 U KINGDOM		15201		103587	
43 AUSTRIA				405	
49 DENMARK		22743		140910	
54 FRANCE		266		1030	
990 U STATES		185312		1064619	
		223522		1310551	
STREPTOMYCIN AND PRODUCTS					8084
1 U KINGDOM		12255		71528	
49 DENMARK		564		32494	
73 NETHRLNDS				373	
990 U STATES		21707		258141	
		34526		362536	

IMPORTS BY COMMODITIES AND COUNTRIES

Commodity and Country	NOVEMBER 1961		JANUARY TO NOVEMBER 1961		Class Number
	Quantity	Value (\$)	Quantity	Value (\$)	
SULPHA DRUGS					8085
1 U KINGDOM		16837		140083	
49 DENMARK		8702		58173	
54 FRANCE				1537	
55 GERMANY W				276	
67 ITALY				2805	
73 NETHRLNDS		2587		16378	
86 SWITZRLND		13260		189796	
277 POLAND		2529		2529	
990 U STATES		25411		296126	
		69326		707703	
ANTIBIOTICS N O P					8086
1 U KINGDOM		13362		252585	
44 BELG LUX		6396		13224	
49 DENMARK		652		38054	
54 FRANCE		1551		20754	
55 GERMANY W		259		97357	
67 ITALY		31537		144320	
73 NETHRLNDS				1264	
86 SWITZRLND		1007		20867	
246 CZECHO S		25958		129858	
990 U STATES		508766		4824322	
		589488		5542675	
ANILINE DYES 1 LB OR OVER	LB				8091
1 U KINGDOM	101084	130768	1071455	1367600	
44 BELG LUX			11978	12285	
54 FRANCE	8860	16183	201458	219878	
55 GERMANY W	33755	50069	818708	1207892	
67 ITALY	12382	8266	129076	76993	
73 NETHRLNDS	16184	18240	96691	94644	
82 SPAIN	551	600	551	600	
86 SWITZRLND	173749	307667	922017	1710486	
277 POLAND			6614	1200	
559 JAPAN	2595	1988	3595	2512	
990 U STATES	558302	630115	4293556	5415708	
	907462	1163896	7555699	10109798	
ANILINE AND COAL TAR DYES NOP	LB				8092
990 U STATES	20	8480	47	15498	
	20	8480	47	15498	
ANILINE OIL SALTS ALIZARIN	LB				8094
1 U KINGDOM	3740	3451	29799	11887	
55 GERMANY W			22000	3176	
86 SWITZRLND			250	101	
990 U STATES			35984	6578	
	3740	3451	88033	21742	
COAL TAR BASE OR SALT FOR DYES	LB				8095
1 U KINGDOM	4550	5176	74443	59097	
54 FRANCE			914	1452	
55 GERMANY W	71374	35264	389266	232927	
67 ITALY	2200	1151	12305	6960	
73 NETHRLNDS	1102	630	2644	1576	
86 SWITZRLND			10524	9662	
990 U STATES	50236	42250	498315	396894	
	129462	84471	988411	708568	
CHEM COMP FOR DYEING TANNG NOP	CWT				8104
1 U KINGDOM	3169	76822	17126	380638	
49 DENMARK			7	2684	
54 FRANCE	66	406	1104	17927	
55 GERMANY W	1379	23731	17762	365312	
86 SWITZRLND	204	10361	1375	34068	
990 U STATES	5123	95887	80848	1225427	
	9941	207207	118222	2026056	
BASIC CHROMIC SULPHATE	CWT				8105
1 U KINGDOM	350	3997	1251	14073	
55 GERMANY W	727	6933	1078	10618	
990 U STATES	5731	63127	39836	424537	
	6808	74057	42165	449228	
INDIGO INDIGO PASTE OR EXTRACT	CWT				8106
990 U STATES			25	3315	
			25	3315	
LOGWOOD AND FUSTIC EXTRACT	CWT				8109
990 U STATES	68	2583	294	12097	
	68	2583	294	12097	
QUEBRACHO EXTRACT	CWT				8111
73 NETHRLNDS			40	288	
744 ARGENTINA	551	3629	29778	163388	
769 PARAGUAY	2694	24604	28480	262908	
990 U STATES			10110	76274	
	3245	28233	68408	502858	
TERRA JAPONICA GAMBIER CUTCH	CWT				8113
1 U KINGDOM			1274	11147	
524 MALAYA			112	923	
529 B E I NES			224	1712	
			1610	13782	
TURMERIC	CWT				8114
519 INDIA	69	1095	1375	20936	
824 JAMAICA			562	7167	
990 U STATES			45	1047	
	69	1095	1982	29150	
NON EDIBLE SEEDS BEANS NUTS	CWT				8115
1 U KINGDOM	2	123	440	4185	
758 COLOMBIA			1	324	
990 U STATES	5	154	1190	8179	
	7	277	1631	12688	

IMPORTS BY COMMODITIES AND COUNTRIES

Commodity and Country	NOVEMBER 1961		JANUARY TO NOVEMBER 1961		Class Number
	Quantity	Value (\$)	Quantity	Value (\$)	
CHESTNUT EXTRACT	CWT				8116
54 FRANCE	1874	16527	6346	55348	
67 ITALY	1653	13445	8510	62582	
990 U STATES			1441	12196	
	3527	29972	16297	130126	
SPRUCE EXTRACT	CWT				8117
990 U STATES	18	102	45	251	
	18	102	45	251	
MYROBALAN EXTRACT	CWT				8118
WATTLE EXTRACT	CWT				8119
1 U KINGDOM			301	2084	
415 KENYA			1638	11342	
425 TANGANYKA	554	3658	2900	18831	
427 UN SO AFR	3472	19938	10893	62188	
990 U STATES	101	1098	1368	9310	
	4127	24694	17100	103755	
EXTRACTS N O P DYEING TANNING	CWT				8121
1 U KINGDOM		280	817	9305	
54 FRANCE			111	1404	
55 GERMANY W			10	7518	
990 U STATES	665	17895	8375	227650	
	665	18175	9313	245877	
BINITROTOLUOL FOR EXPLOSIVES	LB				8131
1 U KINGDOM			40033	4123	
990 U STATES	282370	25980	3533773	348817	
	282370	25980	3573806	352940	
NITRATE COMPOUNDS NOP FOR EXPL	LB				8132
1 U KINGDOM			32292	4173	
990 U STATES	48600	6860	474790	59392	
	48600	6860	507082	63565	
BLASTING AND MINING POWDER	LB				8133
990 U STATES			51000	8280	
			51000	8280	
DYNAMITE AND NITRO GLYCERINE	LB				8134
990 U STATES	2700	1164	11700	7568	
	2700	1164	11700	7568	
FIREWORKS FIRECRACKERS					8135
1 U KINGDOM				56065	
55 GERMANY W		483		11388	
86 SWITZRLND		60841		60841	
516 HONG KONG		4078		150157	
559 JAPAN				3648	
990 U STATES				24614	
		65402		306713	
FUSE NON METALLIC					8136
990 U STATES				9448	
				9448	
GUN RIFLE SPORTING POWDER	LB				8137
1 U KINGDOM	19150	8949	26425	14760	
54 FRANCE	7936	11749	15872	23390	
55 GERMANY W			1323	1611	
67 ITALY			110	186	
990 U STATES	25399	28745	334922	370961	
	52485	49443	378652	410908	
EXPLOSIVES N O P	LB				8138
1 U KINGDOM			89	55	
990 U STATES	7507	20208	422894	172636	
	7507	20208	422983	172691	
NITROGEN SOLUTION	CWT				8149
990 U STATES	30099	94244	543047	1719834	
	30099	94244	543047	1719834	
NITROGEN FERTILIZER N O P	CWT				8150
76 NORWAY	200	525	400	1027	
990 U STATES	3616	31778	11660	121540	
	3816	32303	12060	122567	
AMMONIUM SULPHATE	CWT				8151
1 U KINGDOM	120	339	4052	12075	
55 GERMANY W	3029	7911	8336	22167	
67 ITALY			94074	112264	
73 NETHRLNDS			32000	41768	
990 U STATES	450	830	58303	111148	
	3599	9080	126765	299422	
BASIC SLAG	CWT				8152
44 BELG LUX	11000	9144	11000	9144	
	11000	9144	11000	9144	
POTASH MURIATE OF	CWT				8155
54 FRANCE	146215	222533	486199	729801	
55 GERMANY W	102778	153157	655014	943991	
287 U S S R.			109000	187555	
990 U STATES	156321	202267	2054042	2410825	
	405314	577957	3304255	4272172	
POTASH SULPHATE OF	CWT				8156
54 FRANCE	79057	152689	181086	352949	
55 GERMANY W	2000	4073	2000	4073	
990 U STATES	31006	52908	324121	608554	
	112063	216670	507207	965576	
SODA NITRATE OR CUBIC NITRE	CWT				8157
1 U KINGDOM			662	2226	
55 GERMANY W			595	1647	
755 CHILE	5400	12757	109029	268018	
990 U STATES	62362	162105	203422	518255	
	67762	174862	313708	790146	
TRIPLE SUPERPHOSPHATE	CWT				8161
990 U STATES	197610	502483	1342227	3376802	
	197610	502483	1342227	3376802	

IMPORTS BY COMMODITIES AND COUNTRIES

157

Commodity and Country	NOVEMBER 1961		JANUARY TO NOVEMBER 1961		Class Number	
	Quantity	Value (\$)	Quantity	Value (\$)		
SUPERPHOSPHATE N O P						
785 VENEZUELA	CWT		96320	60263	8162	
990 U STATES	290300	272203	2225344	2012714		
	290300	272203	2321664	2072977		
PHOSPHATE FERTILIZER N O P						
473 MOROCCO	CWT	2132	1000	2132	8163	
990 U STATES	29449	122493	92845	401650		
	30449	124625	93845	403782		
SULPHATE OF POTASH MAGNESIA						
55 GERMANY W	CWT	7877	6000	7877	8164	
990 U STATES	6932	5466	90921	68805		
	12932	13343	96921	76682		
FERTILIZER MIXEO						
1 U KINGDOM	CWT	9	135	10398	8166	
44 BELG LUX			300	1373		
55 GERMANY W			15	1642		
990 U STATES	8762	25745	141136	769375		
	8771	27682	141586	782788		
FERTILIZER MATERIALS N O P						
1 U KINGDOM	CWT	4	10	3135	8167	
85 SWEDEN			365	19687		
559 JAPAN			3040	10935		
774 PERU			1102	2690		
990 U STATES	15341	83862	159230	507225		
	15345	85191	163747	543672		
LITHARGE						
1 U KINGDOM	CWT	1599	22489	4157	57883	8171
874 MEXICO		24	256	24	256	
990 U STATES	473	7789	5432	87979		
	2096	30534	9613	146118		
LEAD RED DRY ORANGE MINERAL						
1 U KINGDOM	LB	74240	9521	452570	56256	8172
990 U STATES		800	125	15805	4120	
		75040	9646	468375	60376	
LEAD WHITE						
1 U KINGDOM	LB	280	56	7336	1074	8173
990 U STATES				760000	99147	
		280	56	767336	100231	
ANTIMONY OXIDE						
1 U KINGDOM	LB	20000	5492	160560	43112	8179
44 BELG LUX				23003	5696	
54 FRANCE				44000	10160	
990 U STATES	2000	652	77150	18142		
	22000	6144	304713	77110		
LAMP BLACK						
990 U STATES	LB	24372	5140	169069	36176	8180
		24372	5140	169069	36176	
TITANIUM OXIDE						
1 U KINGDOM	LB	4134287	898041	19307094	4151399	8181
55 GERMANY W				1102	226	
246 CZECHO S				179895	31611	
559 JAPAN		44000	7215	418783	65253	
990 U STATES	2036711	215589	30380220	3347069		
	6214998	1120845	50287094	7595558		
CARBON BLACK						
990 U STATES	LB	2034264	171294	18891322	1538119	8182
		2034264	171294	18891322	1538119	
BONE BLACK AND IVORY BLACK						
990 U STATES	LB	24500	4301	219701	34782	8183
		24500	4301	219701	34782	
BLANC FIXE AND SATIN WHITE						
1 U KINGDOM	LB	15527	2495	25062	5958	8184
44 BELG LUX		11023	548	31023	1414	
55 GERMANY W		88199	3303	601458	24154	
73 NETHRLNDS				6614	235	
990 U STATES	208993	8488	1447076	61212		
	323742	14834	2111233	92973		
BRONZE POWDER						
1 U KINGDOM	LB			7877	8489	8185
55 GERMANY W				23912	17284	
990 U STATES	2188	2164	46044	33661		
	2188	2164	77833	59434		
LITHOPONE						
1 U KINGDOM	LB	240000	17869	425384	31945	8186
44 BELG LUX				33069	1602	
55 GERMANY W		57928	3750	179293	10929	
73 NETHRLNDS				302628	19571	
990 U STATES	4000	377	231216	20326		
	301928	21996	1171590	84373		
OXIDE OF COBALT						
1 U KINGDOM	LB	6336	7564	24496	28784	8187
990 U STATES		500	611	2300	4086	
		6836	8175	26796	32870	
OXIDE OF COPPER						
1 U KINGDOM	LB	17768	7759	183572	72637	8188
990 U STATES		1156	731	6486	2924	
		18924	8490	190058	75561	
OXIDES FILLERS COLOURS ORY N O P						
1 U KINGDOM	LB	137230	57008	1150663	451317	8189
43 AUSTRIA		43	51	274	379	
49 DENMARK		440	300	64674	61986	
54 FRANCE				8106	4487	
55 GERMANY W		110549	42266	1146370	195988	
73 NETHRLNDS		15120	5377	50640	24239	
76 NORWAY				5291	1054	
82 SPAIN		88217	2034	438464	11865	

IMPORTS BY COMMODITIES AND COUNTRIES

Commodity and Country	NOVEMBER 1961		JANUARY TO NOVEMBER 1961		Class Number
	Quantity	Value (\$)	Quantity	Value (\$)	
86 SWITZRLND	625	1563	9696	15998	
990 U STATES	559735	322852	6350800	3222941	
PARIS GREEN DRY	911959	431451	9224978	3990254	
990 U STATES	LB				8190
	15000	4308	32000	9223	
	15000	4308	32000	9223	
ULTRAMARINE BLUE DRY OR PULP	LB				8192
1 U KINGDOM	43924	10442	290188	64768	
990 U STATES	6795	2256	141532	39508	
ZINC WHITE OXIDE	50719	12698	431720	104276	
1 U KINGDOM	LB				8193
73 NETHRLNOS	180000	16650	2570069	234492	
85 SWEDEEN	60000	5478	172672	15432	
990 U STATES	24000	3038	198078	23790	
	264000	25166	1194494	148982	
OXIOE OF TIN	LB		4135313	422696	
1 U KINGDOM	2240	2642	38631	40210	8194
990 U STATES	2100	3704	9712	15631	
	4340	6346	48343	55841	
OCHRES SIENNAS AND UMBERS	LB				8201
1 U KINGDOM	4000	169	95190	4024	
82 SPAIN			55123	1116	
990 U STATES	64043	3072	955078	52310	
	68043	3241	1105391	57450	
PUTTY	LB				8202
1 U KINGDOM			6582	1801	
55 GERMANY W			3613	475	
67 ITALY	55	88	3122	1367	
990 U STATES	59585	12192	567142	154234	
	59640	12280	580459	157877	
ARTISTS AND CHILDRENS COLOURS					8211
1 U KINGDOM		51670		527718	
44 BELG LUX				580	
54 FRANCE		128		1206	
55 GERMANY W		2455		32672	
73 NETHRLNDS		3248		21269	
85 SWEDEEN				193	
559 JAPAN		1346		8680	
990 U STATES		62592		578563	
		121439		1170881	
LIQUID FILLERS AND PAINTS NOP	GAL				8213
1 U KINGDOM	1802	10102	12268	49510	
49 DENMARK	119	227	771	1131	
54 FRANCE			84	664	
55 GERMANY W	80	878	1949	9543	
73 NETHRLNDS			93	9160	
85 SWEDEEN	10	76	229	1005	
86 SWITZRLND			291	1687	
559 JAPAN			50	309	
622 NEW ZEAL			48	319	
990 U STATES	49808	269427	635608	3025264	
	51819	280710	651391	3098592	
SPIRIT VARNISHES AND LACQUERS	GAL				8214
1 U KINGDOM	102	1836	1148	12547	
54 FRANCE			410	1557	
55 GERMANY W	453	3284	3030	20722	
73 NETHRLNDS			88	386	
85 SWEDEEN	210	1707	422	3373	
86 SWITZRLND	18	131	223	1771	
990 U STATES	9133	53607	110133	715411	
	9916	60565	115454	755767	
STAINS AND OXIDES	LB				8215
1 U KINGDOM	49520	15594	467025	122543	
54 FRANCE			1511	.1106	
55 GERMANY W			489	6106	
990 U STATES	26136	44874	330113	394278	
	75656	60468	799138	524033	
VARNISHES LACQUERS JAPANS NOP	GAL				8216
1 U KINGDOM	63	388	8111	36119	
49 DENMARK			159	537	
54 FRANCE			65	450	
55 GERMANY W	32	138	536	2642	
73 NETHRLNOS	23	73	223	868	
85 SWEDEEN			499	1845	
86 SWITZRLND	88	516	153	629	
990 U STATES	31382	136006	342594	1322366	
	31588	137121	352340	1365456	
ALCOHOLIC PERFUMES UNDER 4 OZ					8221
1 U KINGDOM		2815		31121	
54 FRANCE		52337		319000	
55 GERMANY W		8217		60692	
67 ITALY		2671		10567	
73 NETHRLNOS		2589		9413	
82 SPAIN		840		3387	
85 SWEDEEN				337	
86 SWITZRLND				4098	
287 U S S R		1737		1737	
516 HONG KONG		101		101	
990 U STATES		26005		190441	
		97312		630894	
ALCOHOLIC PERFUMES OVER 4 OZ	GAL				8222
1 U KINGDOM			183	16382	
54 FRANCE	157	11317	1100	58031	
55 GERMANY W	127	1577	502	9026	

IMPORTS BY COMMODITIES AND COUNTRIES

Commodity and Country	NOVEMBER 1961		JANUARY TO NOVEMBER 1961		Class Number
	Quantity	Value (\$)	Quantity	Value (\$)	
67 ITALY	18	645	18	645	
82 SPAIN	31	335	96	1991	
86 SWITZRLND			5	493	
516 HONG KONG			15	122	
990 U STATES	547	11896	6630	66883	
PERFUMERY TOILET PREPARATIONS	680	25770	8549	153573	8224
1 U KINGDOM		14644		187842	
43 AUSTRIA				80	
49 DENMARK				3039	
54 FRANCE		12658		141627	
55 GERMANY W		19563		159845	
67 ITALY		2046		21302	
73 NETHRLNDS		2237		15197	
82 SPAIN		163		550	
85 SWEDEN		60		413	
86 SWITZRLND		3811		12269	
262 HUNGARY		114		114	
277 POLAND		330		601	
559 JAPAN				1054	
990 U STATES		160839		1523517	
COMMON OR LAUNDRY SOAP		216465		2067450	8232
54 FRANCE	LB		15432	1848	
73 NETHRLNDS			2400	256	
990 U STATES	24440	4593	508170	86264	
LIQUID SOAP	24440	4593	526002	88368	8234
1 U KINGDOM	LB	6960	10138	1231	
73 NETHRLNDS		650	516	645	
76 NORWAY			6720	708	
990 U STATES	110943	17221	1104395	272832	
SOAP POWDERS AND FLAKES	117903	17871	1121769	275416	8235
1 U KINGDOM	LB	22400	60092	6249	
55 GERMANY W		1799	8808	2901	
73 NETHRLNDS		1341	3487	1083	
990 U STATES	695215	89289	4943145	759771	
TOILET SOAP	718956	91652	5015532	770004	8236
1 U KINGDOM		12428		149864	
43 AUSTRIA		370		1453	
44 BELG LUX				1605	
49 DENMARK				751	
54 FRANCE		354		9821	
55 GERMANY W		3044		18194	
67 ITALY		211		1273	
73 NETHRLNDS		2161		15701	
82 SPAIN		1072		4538	
85 SWEDEN				290	
86 SWITZRLND				915	
262 HUNGARY				1039	
355 ISRAEL		721		721	
519 INDIA		154		528	
990 U STATES		8350		155308	
SOAP N O P		28865		362001	8238
1 U KINGDOM		360		4052	
54 FRANCE				2538	
55 GERMANY W		127		992	
990 U STATES		11974		167788	
ALUM IN BULK NOT CALCINED		12461		175370	8251
1 U KINGDOM	CWT	5179	12043	38670	
44 BELG LUX			224	959	
55 GERMANY W		500	2118	7087	
258 GERMANY E			330	690	
990 U STATES		230	2663	11043	
CHLORIDE OF ALUMINUM	5909	18991	17378	58449	8252
990 U STATES	CWT	23	2432	20384	
SULPHATE OF IRON COPPERAS	23	649	2432	20384	8253
1 U KINGDOM	CWT	560	1130	2802	
85 SWEDEN		111	111	287	
559 JAPAN			10228	5939	
990 U STATES		1843	17519	27518	
SULPHATE OF ALUMINA ALUM CAKE	2514	5011	28988	36546	8254
1 U KINGDOM	CWT	40	21695	37136	
55 GERMANY W		220	1300	2619	
990 U STATES		4530	49761	103729	
AMMONIA NITRATE	4790	10372	72756	143484	8261
1 U KINGDOM	LB		1113	100	
990 U STATES			1294130	40315	
SAL AMMONIAC			1295243	40415	8262
1 U KINGDOM	LB	14035	55730	5558	
55 GERMANY W		1985	72700	3448	
990 U STATES			10620	1438	
SAL AMMONIAC SKIMMINGS	14035	1985	139050	10444	8263
1 U KINGDOM	LB		224000	16987	
44 BELG LUX		77381	166014	12393	
55 GERMANY W		4400	11080	880	

IMPORTS BY COMMODITIES AND COUNTRIES

Commodity and Country	NOVEMBER 1961		JANUARY TO NOVEMBER 1961		Class Number
	Quantity	Value (\$)	Quantity	Value (\$)	
990 U STATES	2000	522	65632	9337	
AMMONIA COMPOUNDS N O P	83781	6687	466726	39597	8264
1 U KINGDOM	59545	10485	511114	69397	
55 GERMANY W	32858	4660	226783	21086	
73 NETHRLNDS	4000	529	22000	2834	
76 NORWAY	26896	732	83285	2221	
990 U STATES	707663	48782	5651455	575595	
AMMONIA ANHYDROUS	830962	65188	6494637	671133	8265
990 U STATES	75318	3452	13500332	516231	
ANTIMONY SALTS TARTAR EMETIC	75318	3452	13500332	516231	8271
990 U STATES	300	234	43828	22595	
COPPER SULPHATE	300	234	43828	22595	8275
1 U KINGDOM	22240	2128	161740	23687	
54 FRANCE			6635	1924	
55 GERMANY W			13200	1414	
990 U STATES	39150	5242	544666	80166	
TIM BICHLORIDE TIN CRYSTALS	61390	7370	726241	107191	8277
1 U KINGDOM			5880	4868	
990 U STATES	250	326	5158	5920	
ZINC CHLORIDE	250	326	11038	10788	8278
1 U KINGDOM	73560	6807	226840	21725	
55 GERMANY W	2200	258	34189	3917	
990 U STATES	22293	1765	122157	12962	
ZINC SULPHATE	98053	8830	383186	38604	8279
1 U KINGDOM	353872	11589	1219757	43410	
44 BELG LUX	22000	1131	327019	15512	
55 GERMANY W			52500	2801	
990 U STATES	28000	2608	154600	13374	
BISMUTH SALTS	403872	15328	1753876	75097	8291
1 U KINGDOM			11754	29489	
990 U STATES			1551	7217	
LEAD ACETATE NOT GROUND			13305	36706	8292
1 U KINGDOM	31700	4968	108570	16468	
990 U STATES			3183	753	
LEAD ARSENATE	31700	4968	111753	17221	8293
54 FRANCE			4400	824	
990 U STATES			53850	10822	
LEAD NITRATE NOT GROUND			58250	11646	8294
1 U KINGDOM	3360	382	116904	13021	
990 U STATES	4944	1062	30688	6715	
BROMINE	8304	1444	147592	19736	8301
990 U STATES	2341	961	59515	24864	
CHLORINE LIQUID CHLORINE GAS	2341	961	59515	24864	8303
990 U STATES	5674366	166644	53662760	1545082	
IODINE CRUDE	5674366	166644	53662760	1545082	8304
1 U KINGDOM			44046	51670	
559 JAPAN	14000	15011	66328	70438	
755 CHILE	9847	11212	114277	127147	
990 U STATES	660	768	15435	16293	
IODIZED SALTS FOR ANIMALS	24507	26991	240086	265548	8305
1 U KINGDOM		931		1828	
990 U STATES		3392		13539	
CALCIUM ARSENATE		4323		15367	8311
44 BELG LUX			121163	6263	
990 U STATES			57698	8826	
CALCIUM CHLORIDE			178861	15089	8315
1 U KINGDOM			396	338	
990 U STATES	14248	31543	341289	558985	
CHLORIDE OF LIME	14248	31543	341685	559323	8316
1 U KINGDOM	840	3578	6558	27546	
559 JAPAN	348	5867	3535	59141	
990 U STATES	944	23876	10535	234007	
CALCIUM MOLYBDATE	2132	33321	20628	320694	8318
990 U STATES	3502	3014	44162	83483	
CALCIUM COMPDS N O P EXC CITRATE	3502	3014	44162	83483	8319
1 U KINGDOM	166572	16287	823349	78624	
44 BELG LUX			11025	1654	
49 DENMARK			600	312	
54 FRANCE	59840	9548	123849	25680	
55 GERMANY W	70138	10726	216787	42883	
67 ITALY	441	826	55288	15529	
73 NETHRLNDS			21190	6254	
76 NORWAY	15000	394	15200	795	
86 SWITZRLND	3142	4944	17359	37291	
559 JAPAN			55	301	
990 U STATES	534492	58342	37267057	900738	
	849625	101067	32251759	1110061	

IMPORTS BY COMMODITIES AND COUNTRIES

Commodity and Country	NOVEMBER 1961		JANUARY TO NOVEMBER 1961		Class Number
	Quantity	Value (\$)	Quantity	Value (\$)	
CREAM OF TARTAR IN CRYSTALS	LB				8322
1 U KINGDOM	95500	29111	251900	75736	
67 ITALY	12205	3178	79702	19834	
82 SPAIN	5512	1568	12121	3203	
990 U STATES	484	876	719	1254	
	113701	34733	344442	100027	
POTASH AND PEARL ASH	LB				8323
55 GERMANY W	10030	870	21724	1930	
990 U STATES	345575	27297	1246021	107167	
	355605	28167	1267745	109097	
POTASH BICHROMATE	LB				8326
1 U KINGDOM	83100	14107	129600	22231	
55 GERMANY W			4400	1224	
990 U STATES	4500	844	181975	31782	
	87600	14951	315975	55237	
POTASH CAUSTIC	LB				8327
44 BELG LUX			319814	20105	
54 FRANCE	10000	680	397703	26706	
55 GERMANY W			497524	47926	
85 SWEDEN	7200	1407	28800	6094	
990 U STATES	176794	9329	1607055	117013	
	193994	11416	2850896	217844	
POTASH CHLORATE GROUND	LB				8329
86 SWITZRLND	22046	2645	44092	5072	
990 U STATES			56500	10651	
	22046	2645	100592	15723	
POTASH RED OR YELLOW PRUSSIAN	LB				8330
1 U KINGDOM			1660	875	
55 GERMANY W	3300	803	5500	1201	
990 U STATES	972	677	5191	3173	
	4272	1480	12351	5249	
POTASH NITRATE OR SALT PETRE	LB				8331
1 U KINGDOM			3610	1411	
55 GERMANY W	207784	16776	1220297	97927	
258 GERMANY E	11000	781	88621	6196	
990 U STATES	2450	1217	144016	10930	
	221234	18774	1456544	116464	
POTASH COMPOUNDS N O P	LB				8332
1 U KINGDOM	71314	17656	674279	123495	
54 FRANCE	1000	1151	6617	6417	
55 GERMANY W	43383	14642	166915	47273	
73 NETHRLNDS	95120	14879	223774	33987	
990 U STATES	448133	53410	10057770	896035	
	658950	101738	11129355	1107207	
CLEANING COMPOUNDS SODIUM BASE	LB				8337
1 U KINGDOM			16632	1868	
990 U STATES	1961119	310259	23090951	3350269	
	1961119	310259	23107583	3352137	
SODA BENZOATE	LB				8338
43 AUSTRIA			3300	722	
990 U STATES			26160	2494	
			29460	3216	
SODA BROMIDE	LB				8339
1 U KINGDOM	23148	7554	76495	24427	
990 U STATES	800	234	19700	6908	
	23948	7788	96195	31335	
SODA CITRATE	LB				8340
1 U KINGDOM			1170	519	
990 U STATES			599	596	
			1769	1115	
BORAX	LB				8342
990 U STATES	2348415	79607	21918070	732457	
	2348415	79607	21918070	732457	
GLAUBER SALTS	LB				8343
1 U KINGDOM	3000	255	7705	673	
55 GERMANY W	220500	2958	980623	12980	
990 U STATES	1650	274	207455	7016	
	225150	3487	1195783	20669	
SODA ARSENIATE BINARSENIATE	LB				8344
1 U KINGDOM	4032	304	82432	6482	
990 U STATES	2100	1642	46163	28158	
	6132	1946	128595	34640	
SODA ASH OR BARILLA	LB				8345
1 U KINGDOM	4949984	62399	12851552	177121	
990 U STATES	6642600	113916	37666135	627215	
	11592584	176315	50517687	804336	
SODA BICARBONATE	LB				8346
1 U KINGDOM	275000	5589	4009625	81195	
990 U STATES	1590602	42658	13143432	349195	
	1865602	48247	17153057	430390	
SODA BICHROMATE	LB				8347
1 U KINGDOM	568100	70348	2050711	248465	
55 GERMANY W			60000	7062	
990 U STATES	456128	48723	5755620	632070	
	1024228	119071	7866331	887597	
SODA BISULPHATE OR NITRE CAKE	LB				8348
990 U STATES	427980	9340	4496425	96138	
	427980	9340	4496425	96138	
SODA BISULPHITE	LB				8349
1 U KINGDOM	162700	8436	846989	44419	
55 GERMANY W	100055	4316	580864	23792	
990 U STATES	184800	9226	766722	38569	
	447555	21978	2194575	106780	
SODA CAUSTIC N O P	LB				8350
1 U KINGDOM			78300	3461	
85 SWEDEN	9000	1161	56040	8257	

IMPORTS BY COMMODITIES AND COUNTRIES

Commodity and Country	NOVEMBER 1961		JANUARY TO NOVEMBER 1961		Class Number
	Quantity	Value (\$)	Quantity	Value (\$)	
990 U STATES	219 715	1 364 44	4 142 772	2 478 90	
SODA CAUSTIC IN SOLUTION	228 715	1 480 5	4 277 112	2 596 08	8 352
990 U STATES	180 530 44	2 384 35	1 288 601 28	1 710 185	
SODA CHLORATE	180 530 44	2 384 35	1 288 601 28	1 710 185	8 353
SODIUM CYANIDE	LB				8 354
1 U KINGDOM	1 615 840	2 168 09	6 710 337	8 867 87	
54 FRANCE	220 46	400 7	206 322	371 10	
55 GERMANY W	197 000	295 74	857 050	1 220 14	
73 NETHRLNDS			440 000	575 49	
990 U STATES	1 6800	32 41	246 084	449 56	
SODIUM GLUTAMATE	185 168 6	25 363 1	845 979 3	11 484 16	8 355
44 BELG LUX	LB		5 329 9	37 067	
54 FRANCE	247 96	195 59	206 229	157 383	
55 GERMANY W			11 023	8 307	
67 ITALY	118 607	10 618 6	208 061	180 142	
73 NETHRLNDS	35 000	288 49	220 000	1 778 38	
559 JAPAN	4 000	30 85	9 691	8 123	
578 TAIWAN			5 000	3 663	
990 U STATES	18 725	20 215	26 284 6	28 255 71	
SODA HYPOSULPHITE	20 112 8	17 789 4	97 614 9	85 507 4	8 356
1 U KINGDOM	6 720	296	13 662 0	4 721	
990 U STATES	2 550	176	25 196 4	15 317	
SODA NITRITE	9 270	472	388 584	200 38	8 357
1 U KINGDOM	145 152	59 88	585 494	24 357	
55 GERMANY W	313 352	113 33	114 265 7	40 555	
990 U STATES	22 600	21 18	12 789 6	11 749	
SODA PEROXIDE	48 110 4	194 39	185 604 7	76 661	8 358
1 U KINGDOM	36 000	51 51	361 020	51 363	
990 U STATES			52 164	12 304	
SODA PHOSPHATE N O P	36 000	51 51	41 318 4	63 667	8 359
1 U KINGDOM	1 900	21 73	9 808	7 577	
55 GERMANY W			13 100	21 59	
990 U STATES	758 197	110 424	672 029 7	924 576	
SODA PRUSSATE	760 097	112 597	674 320 5	934 312	8 360
44 BELG LUX	130 000	141 49	330 000	355 30	
55 GERMANY W	129 052	170 97	267 452	345 58	
990 U STATES			90 900	126 17	
SODA SAL	259 052	312 46	688 352	827 05	8 361
1 U KINGDOM	LB		10 000	141	
990 U STATES			3 000	254	
SODA SILICATE			13 000	395	8 362
1 U KINGDOM	149 580	52 49	597 164	204 06	
54 FRANCE			121 108	68 66	
55 GERMANY W			44 046	24 26	
85 SWEDEN			20 900	8 41	
990 U STATES	577 235	261 81	932 013 5	465 857	
SODA SULPHATE CRUDE SALT CAKE	726 815	314 30	10 103 353	496 396	8 363
1 U KINGDOM	741 188 0	699 25	1930 138 1	201 149	
55 GERMANY W			33 069	502	
990 U STATES	216 600	38 14	359 727 38	298 491	
SODA SULPHIDE	762 880	737 39	5530 718 8	500 142	8 364
1 U KINGDOM	160 608	88 33	325 584	172 21	
55 GERMANY W	21 945	121 2	21 945	121 2	
990 U STATES	872 152	533 04	339 244 1	195 655	
SODA SULPHITE	1054 705	633 49	3739 970	2140 88	8 365
1 U KINGDOM	2800	175	155 344	33 18	
44 BELG LUX	220 460	601 3	440 920	120 26	
55 GERMANY W			98 083	36 07	
990 U STATES	479 510	147 37	801 171 9	210 917	
SODIUM COMPOUNDS N O P	702 770	209 25	870 606 6	229 868	8 366
1 U KINGDOM	639 001	111 635	3575 512 9	565 910	
49 DENMARK	42 000	17 44	400 102	180 36	
54 FRANCE	8818	86 69	27 652	167 61	
55 GERMANY W	313 945	513 01	139 270 2	240 565	
67 ITALY	16 54	37 4	10 958	61 06	
73 NETHRLNDS	75 820	115 99	357 127	520 16	
82 SPAIN	220 46	640	165 270	47 86	
85 SWEDEN	247 099	434 29	451 481	887 20	
86 SWITZRLND	11 616	60 30	19 580	129 50	
355 ISRAEL			110	725	
559 JAPAN			57 571	65 18	
990 U STATES	188 155 6	188 458	1999 663 1	1933 041	
SODA PHOSPHATE TRISODIUM	324 355 5	423 879	2645 431 3	2946 134	8 368
54 FRANCE	LB		330 358	121 55	
990 U STATES	48 000	41 11	148 703 1	108 125	
SODA FLUORIDE	48 000	41 11	181 738 9	120 280	8 369
1 U KINGDOM	129 098	151 09	633 432	69 905	
55 GERMANY W			6 600	700	
559 JAPAN			32 793	32 37	

IMPORTS BY COMMODITIES AND COUNTRIES

Commodity and Country	NOVEMBER 1961		JANUARY TO NOVEMBER 1961		Class Number
	Quantity	Value (\$)	Quantity	Value (\$)	
990 U STATES	4000	765	100952	15785	
SODA ANTIMONATE	133098	15874	773777	89627	8370
990 U STATES	40000	11799	160000	43505	
ACID PHOSPHATE NOT MEDICINAL	40000	11799	160000	43505	8371
990 U STATES	179959	19683	1773255	174896	
HYDROGEN PEROXIDES IN SOLUTION	179959	19683	1773255	174896	8373
1 U KINGDOM			10550	1328	
43 AUSTRIA	68640	8232	205557	24166	
44 BELG LUX			39683	4654	
55 GERMANY W			3360	2000	
990 U STATES	2312	1575	29488	15322	
MAGNESIUM CARBONATE	70952	9807	288638	47470	8374
1 U KINGDOM	90950	7845	385490	31799	
990 U STATES	8150	1007	294334	27681	
MAGNESIUM SALTS COMPOUNDS NOP	99100	8852	679824	59480	8375
1 U KINGDOM	39200	12030	116396	34380	
55 GERMANY W	66000	856	205268	3797	
67 ITALY			950	491	
990 U STATES	296083	31168	2964144	329628	
MAGNESIUM SULPHATE EPSOM SALTS	401283	44054	3286758	368296	8376
1 U KINGDOM	57115	526	138395	3943	
55 GERMANY W	690917	7216	3297189	33080	
990 U STATES	116000	2605	1254627	25856	
MERCURY SALTS	864032	10347	4690211	62879	8377
1 U KINGDOM				1845	
55 GERMANY W				581	
990 U STATES		229		1338	
PHOSPHORUS AND COMPOUNDS N D P		229		3764	8378
1 U KINGDOM			4000	2070	
990 U STATES	118996	13233	738298	96604	
RADIUM AND COMPOUNDS	118996	13233	742298	98674	8379
1 U KINGDOM		9968		102546	
246 CZECHO S				222	
848 CUBA				10000	
990 U STATES		28691		165561	
MOLYBDENUM OXIDE		38659		278329	8380
990 U STATES	11693	9564	256699	204173	
ETHYL CHLORIDE	11693	9564	256699	204173	8388
990 U STATES	2214	2206	321568	36330	
ACETONE	2214	2206	321568	36330	8389
990 U STATES		1710		19462	
AMYL ACETATE		1710		19462	8391
1 U KINGDOM				68	
990 U STATES		142		12813	
BLACKING SHOE LEATHER DRESSING		142		12881	8392
1 U KINGDOM		7438		114174	
54 FRANCE				292	
55 GERMANY W		177		3369	
67 ITALY				3885	
73 NETHRLNDS		11505		75424	
86 SWITZRLND		1717		4483	
990 U STATES		92824		983392	
BLUEING LAUNDRY		113661		1185019	8393
1 U KINGDOM		4748		42190	
990 U STATES		118		19608	
CAMPHOR NATURAL OR SYNTHETIC		4866		61798	8394
1 U KINGDOM			7000	3070	
55 GERMANY W	5500	2206	14000	5874	
516 HONG KONG			200	100	
559 JAPAN	500	259	3500	1529	
990 U STATES	2750	1890	27254	15914	
CARBON BISULPHIDE N O P	8750	4355	51954	26487	8395
990 U STATES			642800	33515	
CARBON TETRACHLORIDE			642800	33515	8396
44 BELG LUX	55556	3978	110417	7897	
55 GERMANY W	55115	4788	211952	17635	
67 ITALY			7274	553	
990 U STATES	1266	274	31141	7430	
CHLOROFORM	111937	9040	360784	33515	8397
1 U KINGDOM			2462	874	
990 U STATES	21494	3608	230651	38436	
CYANIDE OF POTASSIUM	21494	3608	233113	39310	8398
1 U KINGDOM	46000	14036	55264	16878	
55 GERMANY W			36157	11629	
990 U STATES	7874	3078	81109	32330	
	53874	17114	172530	60837	

IMPORTS BY COMMODITIES AND COUNTRIES

Commodity and Country	NOVEMBER 1961		JANUARY TO NOVEMBER 1961		Class Number
	Quantity	Value (\$)	Quantity	Value (\$)	
ETHYLENE GLYCOL FOR ANTIFREEZE 990 U STATES	LB		1045707	111478	8399
			1045707	111478	
ETHYLENE GLYCOL N O P 990 U STATES	LB		139389	20932	8400
	15300	2422	139389	20932	
FORMALDEHYDE 990 U STATES	LB		6395305	269870	8401
	784220	34320	6395305	269870	
GLYCERINE CRUDE 824 JAMAICA 990 U STATES	LB		271929	34347	8402
	57772	6945	5852230	861644	
	687497	98660	6124159	895991	
GLYCERINE FOR EXPLOSIVES 990 U STATES	LB		595765	146675	8403
	107360	27258	595765	146675	
GLYCERINE N O P 990 U STATES	LB		404871	100317	8404
	950	287	404871	100317	
INK PRINTING 1 U KINGDOM 43 AUSTRIA 44 BELG LUX 49 DENMARK 55 GERMANY W 73 NETHRLNDS 559 JAPAN 990 U STATES	LB		617811	283531	8405
	33317	16241	14804	5211	
	1576	396	100	112	
	675	1454	10448	8177	
	8108	5569	117908	93202	
	16	117	389	422	
	4157	2461	43150	16178	
	163360	97375	1705081	1072101	
	211209	123613	2509691	1478934	
INK ROTOGRAVURE 990 U STATES	LB		1768941	490848	8406
	265329	60091	1768941	490848	
INK WRITING 1 U KINGDOM 55 GERMANY W 67 ITALY 516 HONG KONG 559 JAPAN 990 U STATES					8407
		523		4316	
		842		14132	
		6750		22515	
				59	
		358		5215	
		6990		136840	
		15463		183077	
NAPHTHALENE SOLID 1 U KINGDOM 44 BELG LUX 55 GERMANY W 73 NETHRLNDS 990 U STATES	LB		2200	383	8408
	22053	3929	66452	12624	
	14300	2067	1738951	270052	
			1334960	215103	
	20200	2795	231725	30219	
	56553	8791	3374288	528381	
CHEMICALS FOR SYNTHETIC RESINS 54 FRANCE 55 GERMANY W 559 JAPAN 990 U STATES	LB		13440	3536	8410
			30085	8367	
			65015	11896	
	316910	170423	6177068	3088859	
	316910	170423	6285608	3112658	
SULPHURIC ETHER 990 U STATES	LB		693525	114301	8411
	41818	8862	693525	114301	
THEOBROMINE DIMETHYL SULPHATE	LB				8412
POLISH KNIFE OR OTHER N O P 1 U KINGDOM 55 GERMANY W 73 NETHRLNDS 76 NORWAY 86 SWITZRLND 614 AUSTRALIA 990 U STATES					8413
		1437		17879	
		1299		15309	
				1310	
				2622	
				678	
				108	
		40336		632927	
		43072		670833	
VANILLIN 1 U KINGDOM 990 U STATES	LB		6144	21043	8414
	700	2437	210	424	
	700	2437	6354	21467	
ALL OTHER DRUGS CHEMICALS N O P 1 U KINGDOM 43 AUSTRIA 44 BELG LUX 49 DENMARK 54 FRANCE 55 GERMANY W 67 ITALY 73 NETHRLNDS 76 NORWAY 82 SPAIN 85 SWEDEN 86 SWITZRLND 246 CZECHO S 277 POLAND 355 ISRAEL 473 MOROCCO 516 HONG KONG 519 INDIA 553 CHINA COM 559 JAPAN 614 AUSTRALIA 622 NEW ZEAL 815 BERMUDE 824 JAMAICA					8415
		1191070		6939728	
				14703	
		24167		102215	
		28571		138573	
		62941		672363	
		313680		1711543	
		49031		253271	
		38029		343717	
		6210		20376	
		3074		11656	
		42358		171399	
		190836		2027885	
				3640	
		4420		14680	
				13604	
		9962		9962	
		5050		25927	
				5759	
				3989	
		12347		83305	
				6875	
		622		5956	
				23928	
				1186	

IMPORTS BY COMMODITIES AND COUNTRIES

175

Commodity and Country	NOVEMBER 1961		JANUARY TO NOVEMBER 1961		Class Number
	Quantity	Value (\$)	Quantity	Value (\$)	
874 MEXICO				44 632	
883 PANAMA		5465		62823	
990 U STATES		6067243		66726215	
PHTHALIC ANHYDRIDE		8055076		79439910	
1 U KINGDOM	LB 112000	12205	224000	32818	8416
44 BELG LUX	150200	21471	1323691	259123	
49 DENMARK			87200	24262	
54 FRANCE	347465	49179	1934815	360791	
55 GERMANY W	298716	43740	1981799	338386	
67 ITALY	88240	17499	1845882	378263	
277 POLAND	55115	8734	110215	17468	
559 JAPAN	185793	30136	2329258	391231	
990 U STATES	58580	8766	988328	185543	
LIGNOSULPHONATES		1296109		1987885	
76 NORWAY	LB 84370	3839	190245	8830	8417
990 U STATES	1247315	46402	13488302	330983	
MATERIALS NOP FOR PLASTICS		1331685		339813	
1 U KINGDOM		761		67644	8422
54 FRANCE				18393	
55 GERMANY W		28417		271403	
67 ITALY		83		45905	
73 NETHRLNDS		1548		4960	
86 SWITZRLND				5132	
559 JAPAN				4421	
990 U STATES		2182984		16793222	
CASINGS SYNTHETIC FOR MEATS		2213793		17211080	
55 GERMANY W	LB 774	1292	5353	11513	8423
990 U STATES	17883	26573	402901	544217	
TUNGSTEN CARBIDE IN TUBES		18657		555730	
1 U KINGDOM				20716	8425
990 U STATES		8973		90598	
BUTADIENE		8973		111314	
990 U STATES		83758		2962150	8428
ETHYL BENZENE		83758		2962150	
GASOLINE ANTI OXIDANTS					8429
1 U KINGDOM	LB 8020	12811	31465	44724	8430
990 U STATES	29110	27924	341175	321919	
SYNTHETIC RESIN GLUE		37130		366643	
1 U KINGDOM	LB 1050	838	17171	11610	8431
49 DENMARK			8252	1483	
53 FINLAND			406	400	
55 GERMANY W	1755	717	25093	10574	
86 SWITZRLND			460	2529	
559 JAPAN	729	212	4194	1773	
990 U STATES	332872	100267	2644628	953877	
RIBOFLAVIN		336406		982246	
49 DENMARK		712		712	8432
55 GERMANY W				16285	
86 SWITZRLND				84675	
990 U STATES		8135		263506	
YEAST DEAD OR INACTIVE		8847		365178	
990 U STATES	LB 29731	8748	391643	136753	8433
CATALYSTS PETROLEUM REFINING		29731		136753	
1 U KINGDOM		6125		9040	8434
990 U STATES		77528		1991121	
FATTY ALCOHOLS		83653		2000161	
1 U KINGDOM				1693	8435
49 DENMARK				683	
55 GERMANY W		71113		185423	
73 NETHRLNDS		1822		2335	
559 JAPAN				1190	
990 U STATES		241255		1569203	
FLUORESCENT COATING OR POWDER		314190		1760527	
990 U STATES	LB 25635	90955	237595	785347	8437
CELLULOSE ESTERS NO ADMIXTURE		25635		785347	
990 U STATES		192482		2296504	8500
CELLULOSE COMPS MOULDING ETC		192482		2296504	
1 U KINGDOM				12888	8530
990 U STATES		142067		1223390	
CELLULOSE PLASTICS FOAMD EXPND		142067		1236278	
990 U STATES		50922		273146	8550
CELLULOSE COMPOUNDS N O P		50922		273146	
990 U STATES		9513		67389	8570
CELLULOSE PLASTIC PRIM SHAPES		9513		67389	
1 U KINGDOM		25532		114373	8600
44 BELG LUX		455		1098	
49 DENMARK				1199	

IMPORTS BY COMMODITIES AND COUNTRIES

Commodity and Country	NOVEMBER 1961		JANUARY TO NOVEMBER 1961		Class Number
	Quantity	Value (\$)	Quantity	Value (\$)	
55 GERMANY W		9920		32503	
67 ITALY				1900	
73 NETHRLNDS				249	
86 SWITZRLND				1501	
990 U STATES		284360		2329539	
CELLUL PLAST SHAPES REINFORCED		320267		2482362	8630
1 U KINGDOM				492	
44 BELG LUX				16158	
55 GERMANY W				4111	
67 ITALY		803		803	
85 SWEDEN				19132	
559 JAPAN				3353	
990 U STATES		30571		334579	
LAMINATO MOULDED CELL PLASTICS		31374		378628	8650
1 U KINGDOM		242		23464	
85 SWEDEN				1600	
990 U STATES		12481		241588	
CELL NITRATE ENGRAVING SHEETS		12723		266652	8670
1 U KINGDOM				3123	
55 GERMANY W		108		4043	
73 NETHRLNDS		6823		97813	
990 U STATES		888		48813	
MFRS OF CELLULOSE PLASTICS NOP		7819		153792	8700
1 U KINGDOM		4976		58344	
43 AUSTRIA				477	
44 BELG LUX				396	
49 DENMARK				8665	
54 FRANCE		1418		9819	
55 GERMANY W		6967		40839	
67 ITALY		258		9668	
73 NETHRLNDS		54		473	
85 SWEDEN				1817	
86 SWITZRLND				899	
516 HONG KONG		1073		13371	
559 JAPAN		152		9207	
614 AUSTRALIA				250	
822 BARBADOS				306	
824 JAMAICA				464	
874 MEXICO				352	
990 U STATES		138131		1529107	
MFRS OF REGEN CELLULOSE NOP		153029		1684454	8720
1 U KINGDOM		5277		173823	
43 AUSTRIA				335	
44 BELG LUX				598	
49 DENMARK				1019	
53 FINLAND				461	
54 FRANCE		107		1412	
55 GERMANY W		2144		10357	
67 ITALY				851	
73 NETHRLNDS		54445		469574	
76 NORWAY				2571	
85 SWEDEN		3987		7283	
86 SWITZRLND		1002		136743	
516 HONG KONG				424	
559 JAPAN				1225	
990 U STATES		238419		1464537	
SYNTHETIC RESINS NO ADMIXTURE		305381		2271213	8750
1 U KINGDOM		72799		346742	
54 FRANCE		17279		41075	
55 GERMANY W		14986		653924	
67 ITALY		76613		431714	
73 NETHRLNDS		11253		22685	
76 NORWAY		4955		22089	
85 SWEDEN				9262	
86 SWITZRLND		11443		34206	
559 JAPAN		71969		460622	
990 U STATES		1845508		19450314	
SYNTHETIC RESINS IN SOLUTIONS		2126805		21472633	8770
1 U KINGDOM		678		8867	
54 FRANCE				1787	
55 GERMANY W		68138		246766	
86 SWITZRLND		98		681	
559 JAPAN				4500	
990 U STATES		587496		6093455	
SYNTH RESIN COMPS MOULDING ETC		656410		6356056	8800
1 U KINGDOM		61506		283128	
49 DENMARK		1946		1946	
54 FRANCE				368	
55 GERMANY W		9593		86631	
67 ITALY		4039		4883	
73 NETHRLNDS				5183	
85 SWEDEN				3176	
86 SWITZRLND				2799	
990 U STATES		760416		6285798	
SYNTH RESINS FOAMED EXPANDED		837500		6673912	8830
1 U KINGDOM		108		2631	
55 GERMANY W		9259		113086	

IMPORTS BY COMMODITIES AND COUNTRIES

Commodity and Country	NOVEMBER 1961		JANUARY TO NOVEMBER 1961		Class Number
	Quantity	Value (\$)	Quantity	Value (\$)	
990 U STATES		144967		1304902	
SYNTH RESIN COMPOSITIONS NOP		154334		1420619	8850
1 U KINGDOM		1151		3133	
55 GERMANY W		970		13145	
86 SWITZRLNO				1313	
990 U STATES		227388		2681207	
SYNT OR PROT PLAST PRIM SHAPES		229509		2698798	8870
1 U KINGDOM		139752		1066167	
49 DENMARK				9074	
54 FRANCE		654		10051	
55 GERMANY W		129834		888656	
67 ITALY		522		5871	
73 NETHRLNOS		389		25850	
82 SPAIN				979	
85 SWEDEN		263		6334	
86 SWITZRLNO		144		9437	
559 JAPAN		4825		167769	
990 U STATES		1366714		12114995	
SYNTH RESIN SHAPES REINFORCED		1643097		14305183	8900
1 U KINGDOM				123201	
44 BELG LUX		695		9341	
54 FRANCE				132	
73 NETHRLNOS				4656	
559 JAPAN				9169	
990 U STATES		242773		3177865	
LAMIN PLASTICS SYN RES BONDED		243468		3324364	8930
1 U KINGDOM		18441		114747	
49 DENMARK				558	
55 GERMANY W				117	
85 SWEDEN				7953	
559 JAPAN				758	
990 U STATES		104847		1008286	
MFRS OF SYNT RES OR PROT PLAST		123288		1132419	8950
1 U KINGDOM		48549		701603	
43 AUSTRIA		1439		17584	
44 BELG LUX				13330	
49 DENMARK		11828		48208	
53 FINLAND				189	
54 FRANCE		3459		83789	
55 GERMANY W		50139		427502	
64 IRELAND				367	
67 ITALY		11322		146720	
73 NETHRLNDS		3964		59523	
76 NORWAY				2634	
82 SPAIN		436		984	
85 SWEDEN		1136		12487	
86 SWITZRLND		3638		12745	
246 CZECHOS		1380		4053	
258 GERMANY E				387	
288 YUGO SLAV		60		980	
355 ISRAEL		9611		55182	
516 HONG KONG		48665		467074	
519 INDIA		65		2692	
559 JAPAN		30825		353916	
578 TAIWAN				281	
614 AUSTRALIA		337		397	
824 JAMAICA				543	
886 P RICO				4013	
990 U STATES		2497739		23648178	
		2724592		26065361	

IMPORTS BY COMMODITIES AND COUNTRIES

Commodity and Country	NOVEMBER 1961		JANUARY TO NOVEMBER 1961		Class Number
	Quantity	Value (\$)	Quantity	Value (\$)	
<u>GROUP 9</u>					
<u>MISCELLANEOUS COMMODITIES</u>					
GLOVES PRDT HEADGR ATHLETIC NDP					9000
1 U KINGDOM		1141		44838	
43 AUSTRIA		450		1230	
54 FRANCE		102		3923	
55 GERMANY W				2683	
67 ITALY				968	
85 SWEDEN				2484	
86 SWITZRLND		392		1006	
527 PAKISTAN		1124		11958	
559 JAPAN		46431		377320	
824 JAMAICA		5561		37763	
990 U STATES		4632		128739	
		59833		612912	
BAGATELLE DR OTHER GAME BOARDS					9001
1 U KINGDOM		7955		84845	
54 FRANCE		1965		13171	
55 GERMANY W		1003		4909	
67 ITALY		561		10863	
85 SWEDEN		428		1452	
516 HONG KONG		857		6360	
559 JAPAN		3427		20773	
990 U STATES		117287		858724	
		133483		1001097	
BALLS CUES CUE RACKS CUE TIPS					9002
1 U KINGDOM		487		38873	
44 BELG LUX		1797		3490	
54 FRANCE		100		6481	
67 ITALY				9353	
990 U STATES		4434		17589	
		6818		75786	
BALLS TENNIS	002				9004
1 U KINGDOM	200	361	43289	101554	
85 SWEDEN			450	1402	
246 CZECH S	1764	2818	3308	5132	
990 U STATES			331	865	
	1964	3179	47378	108953	
BALLS ALL KINDS NDP FOR SPORTS					9005
1 U KINGDOM		3030		69113	
44 BELG LUX				6563	
49 DENMARK				204	
54 FRANCE				6728	
55 GERMANY W		180		11044	
67 ITALY				4807	
73 NETHRLNDS				5682	
85 SWEDEN		973		6658	
516 HONG KONG		258		2149	
519 INDIA				2204	
527 PAKISTAN		1272		14481	
559 JAPAN		3942		61085	
614 AUSTRALIA				10917	
990 U STATES		41295		501173	
		50950		702808	
FILMS X RAY					9006
1 U KINGDOM		178625		1738734	
44 BELG LUX		44304		609057	
55 GERMANY W				944	
990 U STATES		294079		2208533	
		517008		4557268	
GUN COVERS GAME BAGS					9007
1 U KINGDOM				2781	
54 FRANCE				912	
67 ITALY				1125	
82 SPAIN		190		806	
559 JAPAN				2321	
990 U STATES		23812		151563	
		24002		159508	
CRICKET BATS BALLS GLOVES					9008
1 U KINGDOM				13410	
614 AUSTRALIA				1565	
				14975	
DOLLS					9009
1 U KINGDOM		3704		34079	
54 FRANCE		94		2581	
55 GERMANY W		1165		12935	
67 ITALY		7208		56015	
73 NETHRLNDS				589	
82 SPAIN		771		2748	
85 SWEDEN				431	
86 SWITZRLND				182	
258 GERMANY E				5020	
277 POLAND		193		3182	
287 U S S R				888	
516 HONG KONG		6161		78845	
553 CHINA COM				895	
559 JAPAN		16495		211243	
874 MEXICO		115		918	
990 U STATES		21732		115491	
		57638		526042	

IMPORTS BY COMMODITIES AND COUNTRIES

179

Commodity and Country	NOVEMBER 1961		JANUARY TO NOVEMBER 1961		Class Number
	Quantity	Value (\$)	Quantity	Value (\$)	
FILMS PHOTOGRAPHERS					9010
1 U KINGDOM		90356		633962	
44 BELG LUX		31465		204332	
54 FRANCE				25885	
55 GERMANY W		7135		75007	
67 ITALY		58759		188034	
559 JAPAN		260		2358	
614 AUSTRALIA				1255	
990 U STATES		469929		5131699	
		657904		6262532	
FILMS CINEMATOGRAPH POSITIVES	FEET				9011
1 U KINGDOM	476211	37691	4957506	417677	
43 AUSTRIA			32720	2662	
44 BELG LUX			64562	5600	
49 DENMARK	2400	192	4372	519	
53 FINLAND			6955	556	
54 FRANCE	629312	51746	7076462	577968	
55 GERMANY W	44859	9923	319603	35428	
59 GREECE	61050	5348	147130	12787	
67 ITALY	27825	2380	928302	76733	
73 NETHRLNDS	843	249	15110	3221	
78 PORTUGAL			29225	1560	
82 SPAIN			27322	2185	
85 SWEDEN	3054	245	18727	4629	
86 SWITZRLND	840	196	35216	4984	
246 CZECHO S			9310	833	
277 POLAND	2100	168	64686	5244	
279 ROUMANIA			4307	445	
287 U S S R	3110	249	88829	7112	
363 LEBANON			9000	325	
427 UN SO AFR	1194	194	3635	5904	
516 HONG KONG	3876	84	4676	148	
519 INDIA			16350	1308	
559 JAPAN	2300	184	36607	2341	
614 AUSTRALIA	36028	2919	134998	12264	
874 MEXICO			4400	352	
990 U STATES	3390900	402412	46690869	4296582	
	4685902	514180	60730879	5479367	
FILMS FOR AERIAL PHOTOGRAPHY					9012
990 U STATES		4490		71810	
		4490		71810	
FISHING RODS AND PARTS	NO				9013
1 U KINGDOM	19	444	713	12386	
49 DENMARK			88	137	
54 FRANCE			378	1029	
55 GERMANY W				2965	
76 NORWAY			66	911	
559 JAPAN	3153	3373	73520	95157	
990 U STATES	4857	11031	85164	251101	
	8029	14848	159229	363686	
GOLF CLUBS AND FINISHED PARTS					9014
1 U KINGDOM		1668		30082	
559 JAPAN		389		42266	
614 AUSTRALIA				569	
990 U STATES		23149		871206	
		25206		944123	
VIDEO TAPE N O P					9015*
1 U KINGDOM		80		1600	
990 U STATES		102039		163990	
		102119		165590	
MECHANICAL TOYS OF METAL					9016
1 U KINGDOM		22951		260828	
43 AUSTRIA				1499	
54 FRANCE				180	
55 GERMANY W		13624		114929	
67 ITALY		1129		4398	
516 HONG KONG		2515		21726	
559 JAPAN		58711		951700	
990 U STATES		168895		991951	
		267825		2347211	
METAL JUVENILE CONSTR SETS					9017
1 U KINGDDM		26671		149056	
559 JAPAN				401	
990 U STATES		3182		16478	
		29853		165935	
TOYS OF ALL KINDS N O P					9018
1 U KINGDOM		257601		1576267	
43 AUSTRIA		388		5247	
44 BELG LUX				14265	
49 DENMARK		12202		82933	
54 FRANCE		363		11140	
55 GERMANY W		40694		347274	
67 ITALY		2065		23520	
73 NETHRLNDS		1599		12209	
76 NORWAY				670	
82 SPAIN		61		847	
85 SWEDEN		5341		30952	
86 SWITZRLND		180		1266	
246 CZECHO S				28068	
258 GERMANY E		356		31564	
262 HUNGARY				7909	
277 POLAND		525		940	
355 ISRAEL				1035	

*From July 1, 1961

IMPORTS BY COMMODITIES AND COUNTRIES

Commodity and Country	NOVEMBER 1961		JANUARY TO NOVEMBER 1961		Class Number
	Quantity	Value (\$)	Quantity	Value (\$)	
516 HONG KONG		5 3028		4 64418	
553 CHINA COM				279	
559 JAPAN		150889		2397991	
614 AUSTRALIA		3167		12911	
874 MEXICO				4239	
886 P RICO				3094	
990 U STATES		570592		3571054	
		1099051		8630092	
SPORTSMENS FISHING TACKLE NOP					9019
1 U KINGDOM		21311		175897	
49 DENMARK				10474	
54 FRANCE		34499		299407	
55 GERMANY W		9320		75849	
64 IRELAND				476	
67 ITALY				16301	
76 NORWAY		8911		51827	
78 PORTUGAL				304	
82 SPAIN				6479	
85 SWEDEN		7549		40700	
86 SWITZRLND				9523	
246 CZECHO S		1031		3189	
516 HONG KONG		179		10435	
559 JAPAN		42110		610367	
614 AUSTRALIA		518		8223	
990 U STATES		81190		2334020	
		206618		3653471	
FILMS CINEMATOGRAPH NEGATIVE					9020
1 U KINGDOM				301	
43 AUSTRIA				4215	
44 BELG LUX		72456		546698	
990 U STATES		35641		740207	
		108097		1291421	
BRUSHES ARTISTS					9021
1 U KINGDOM		7318		62916	
54 FRANCE				1441	
55 GERMANY W		10674		54457	
73 NETHRLNDS				1544	
559 JAPAN		4881		18465	
990 U STATES		4054		36609	
		26927		175432	
BRUSHES PAINT AND VARNISH					9022
1 U KINGDOM		7738		89720	
55 GERMANY W		127		1625	
73 NETHRLNDS				191	
76 NORWAY				576	
246 CZECHO S				505	
262 HUNGARY				687	
516 HONG KONG				5285	
553 CHINA COM				10039	
559 JAPAN		220		3593	
813 BAHAMAS				15557	
848 CUBA				1538	
990 U STATES		65		17766	
		8150		147082	
BRUSHES TOOTH	DOZ				9023
1 U KINGDOM	1848	3345	17464	25077	
54 FRANCE			1944	4494	
55 GERMANY W	60	76	912	1576	
67 ITALY			1110	2168	
73 NETHRLNDS			295	592	
516 HONG KONG	8100	1404	36900	5911	
990 U STATES	7920	19882	46086	63255	
	17928	24707	104711	103073	
BRUSHES TOILET N O P					9024
1 U KINGDOM		11525		113960	
43 AUSTRIA				1778	
44 BELG LUX		171		1201	
49 DENMARK		215		1563	
54 FRANCE		3682		61796	
55 GERMANY W		12401		70087	
67 ITALY		1255		9630	
73 NETHRLNDS				2294	
85 SWEDEN		5274		11911	
86 SWITZRLND				5477	
355 ISRAEL				1149	
516 HONG KONG		573		4180	
559 JAPAN				7345	
990 U STATES		21423		204606	
		56519		496977	
BRUSHES ALL OTHER N O P					9025
1 U KINGDOM		18138		128759	
43 AUSTRIA				1677	
44 BELG LUX				2974	
49 DENMARK		185		1404	
54 FRANCE		321		17008	
55 GERMANY W		10571		70709	
67 ITALY				2297	
73 NETHRLNDS		4928		32637	
85 SWEDEN				4064	
86 SWITZRLND		60		3325	
246 CZECHO S				4759	
262 HUNGARY		497		3436	
516 HONG KONG		262		2104	
559 JAPAN		2555		21429	
990 U STATES		72375		765359	
		109892		1061941	

IMPORTS BY COMMODITIES AND COUNTRIES

Commodity and Country	NOVEMBER 1961		JANUARY TO NOVEMBER 1961		Class Number
	Quantity	Value (\$)	Quantity	Value (\$)	
PACKAGES CONTAINING GOODS					9030
1 U KINGDOM		416010		3641871	
43 AUSTRIA		6197		31035	
44 BELG LUX		32281		185681	
49 DENMARK		14699		124049	
53 FINLAND		3769		33302	
54 FRANCE		63803		451482	
55 GERMANY W		160564		1010913	
59 GREECE		345		3759	
63 ICELAND				10	
64 IRELAND		1931		19658	
67 ITALY		70084		434470	
73 NETHRLNDS		59539		480835	
76 NORWAY		2976		24965	
78 PORTUGAL		5619		33640	
82 SPAIN		15515		68054	
85 SWEDEN		17007		188329	
86 SWITZRLND		13060		136327	
245 BULGARIA				388	
246 CZECHO S		30553		259379	
258 GERMANY E		2322		20669	
262 HUNGARY		2672		19396	
277 POLAND		33392		131292	
279 ROUMANIA		104		323	
287 U S S R				8143	
288 YUGO SLAV		16221		67047	
316 CYPRUS		128		2010	
347 IRAN				86	
355 ISRAEL		5290		16174	
358 JORDAN				68	
377 SUDAN		84		392	
385 UAR EGYPT				309	
415 KENYA				143	
425 TANGANYKA				710	
426 UGANDA				275	
427 UN SO AFR		7232		45017	
443 ALGERIA		314		5318	
446 ANGOLA				78	
449 CONGO		4392		16311	
454 FR EQ AFR		22469		54766	
462 FR AF NES				239	
465 GUINEA				54	
473 MOROCCO				71	
513 CEYLON		2479		16907	
516 HONG KONG		47926		370357	
519 INDIA		10778		79513	
524 MALAYA		4368		21414	
527 PAKISTAN		55		2595	
529 B E I NES				55	
553 CHINA COM		2283		78383	
556 INDONESIA				75	
559 JAPAN		217182		2381135	
567 PHIL		448		2179	
578 TAIWAN		2391		42412	
583 THAILAND				99	
614 AUSTRALIA		31646		187144	
617 FIJI		211		728	
622 NEW ZEAL		3279		25883	
668 U S OCEA		203		1861	
716 B GUIANA		2022		16923	
744 ARGENTINA		2585		53350	
752 BRAZIL		1178		12283	
755 CHILE				6888	
758 COLOMBIA		156		6802	
763 ECUADOR				49	
774 PERU				3	
777 SURINAM				35	
782 URUGUAY				11475	
813 BAHAMAS				767	
815 BERMUDA				66	
817 B HOND				177	
822 BARBADOS		2300		14852	
824 JAMAICA		3771		25632	
826 LEEW WIND		1242		2152	
828 TRINIDAD		2876		25615	
845 C RICA		78		126	
848 CUBA		1067		6374	
864 GUATEMALA				383	
867 HAITI		40		1613	
869 HONDURAS				4821	
874 MEXICO		1418		11418	
879 NICARAGUA				284	
883 PANAMA		246		880	
886 P RICO		3364		25079	
990 U STATES		293375		3323712	
		1647541		14279537	
WATERPROOF PLASTIC FOOTWEAR	PAIR				9048
54 FRANCE			1795	3157	
559 JAPAN	46938	29693	119680	90580	
990 U STATES	2500	302	8314	3313	
	49438	29995	129789	97050	
ELASTIC HOSIERY	DZ PR				9049
1 U KINGDOM	8	257	393	14041	
990 U STATES	239	13018	3224	161331	
	247	13275	3617	175372	

IMPORTS BY COMMODITIES AND COUNTRIES

Commodity and Country	NOVEMBER 1961		JANUARY TO NOVEMBER 1961		Class Number
	Quantity	Value (\$)	Quantity	Value (\$)	
ORTHOPEDIC APPLIANCES ETC					9050
1 U KINGDOM		1274		27178	
49 DENMARK		282		2317	
55 GERMANY W		561		2038	
990 U STATES		23194		252523	
		25311		284056	
ARTIFICIAL LIMBS AND PARTS					9053
1 U KINGDOM		3179		39193	
55 GERMANY W		390		2035	
990 U STATES		13312		151664	
		16881		192892	
BEAD ORNAMENTS					9055
1 U KINGDOM		93		3495	
54 FRANCE				342	
55 GERMANY W		202		2181	
516 HONG KONG				850	
990 U STATES		1090		17584	
		1385		24452	
WINDOW SHADES AND BLINDS					9057
49 DENMARK		50		736	
559 JAPAN		6880		151664	
990 U STATES		2662		37007	
		9522		189407	
BOOTS SHOES AND SLIPPERS FELT PAIR					9059
1 U KINGDOM	23536	19773	54238	44023	
44 BELG LUX	2369	1906	22086	17077	
53 FINLAND			34	207	
54 FRANCE			2340	1228	
73 NETHRLNDS	1784	1773	5095	4856	
990 U STATES	432	537	2152	2611	
	28121	23989	85945	70002	
BOOTS SHOES AND SLIPPERS N O P PAIR					9060
1 U KINGDOM	17052	20776	307456	277801	
43 AUSTRIA	199	659	540	1573	
44 BELG LUX	103	517	9107	7874	
49 DENMARK	22	67	556	1352	
53 FINLAND			163	280	
54 FRANCE	218	1650	13508	14075	
55 GERMANY W	285	451	12666	18042	
67 ITALY	2017	4422	48299	70302	
73 NETHRLNDS	11779	12515	101604	103957	
82 SPAIN			3553	3068	
85 SWEDEN	48	81	738	1227	
86 SWITZRLND	585	409	2016	1504	
246 CZECHO S			1430	1345	
277 POLAND			500	521	
516 HONG KONG	28009	12118	235081	103436	
519 INDIA			1228	709	
553 CHINA COM			1400	483	
559 JAPAN	362616	145524	6924026	2925149	
774 PERU	700	942	1854	3347	
867 HAITI			8836	10565	
874 MEXICO	30	147	272	883	
990 U STATES	103121	56202	424716	348620	
	526784	256480	8099549	3896113	
BROOMS AND WHISKS					9061
1 U KINGDOM				651	
55 GERMANY W		325		2785	
67 ITALY		220		24136	
73 NETHRLNDS		209		553	
262 HUNGARY		4338		26240	
277 POLAND		6530		35753	
559 JAPAN		111		111	
874 MEXICO		2598		2598	
990 U STATES		1266		42593	
		15597		135420	
BUTTONS SHOE N O P					9063
990 U STATES		4238		24776	
		4238		24776	
BUTTONS COLLAR AND CUFF					9065
1 U KINGDOM	GROSS 50	1340	232	6541	
43 AUSTRIA	6	497	49	5176	
49 DENMARK			21	900	
54 FRANCE	1	81	17	1968	
55 GERMANY W	254	9785	1399	72586	
67 ITALY	2	514	2	514	
246 CZECHO S	164	148	196	379	
559 JAPAN			7	681	
583 THAILAND	3	193	6	398	
874 MEXICO	1	63	3	138	
990 U STATES	1332	30284	10147	249301	
	1813	42905	12079	338582	
BUTTONS N O P					9066
1 U KINGDOM	GROSS 1598	4124	13050	42905	
43 AUSTRIA	1	65	11	388	
49 DENMARK	68	434	2853	11088	
54 FRANCE	15	135	9963	9169	
55 GERMANY W	946	2685	13182	30779	
67 ITALY	9404	2983	70615	44357	
73 NETHRLNDS	1271	5400	8690	43144	
82 SPAIN	574	537	6372	7410	
246 CZECHO S	1149	1082	6872	5786	
473 MOROCCO	168	858	329	1496	
516 HONG KONG			708	486	
559 JAPAN	145715	52226	1473431	479663	
824 JAMAICA			5572	15603	

IMPORTS BY COMMODITIES AND COUNTRIES

Commodity and Country	NOVEMBER 1961		JANUARY TO NOVEMBER 1961		Class Number
	Quantity	Value (\$)	Quantity	Value (\$)	
990 U STATES	99 012	85424	1113284	873140	
CASES BOXES DESKS FANCY	259 921	155953	2724932	1565414	9067
1 U KINGDOM		18603		164876	
43 AUSTRIA		115		4066	
44 BELG LUX				2051	
49 DENMARK				851	
53 FINLAND				581	
54 FRANCE		270		15856	
55 GERMANY W		20093		147311	
67 ITALY		4959		39015	
73 NETHRLNDS		20852		29930	
82 SPAIN		775		5428	
85 SWEDEN		1174		8276	
86 SWITZRLND		723		8820	
246 CZECHO S				645	
258 GERMANY E				700	
277 POLAND				470	
287 U S S R		537		537	
355 ISRAEL				445	
516 HONG KONG		260		3222	
519 INDIA				1205	
553 CHINA COM		85		1154	
559 JAPAN		39589		309636	
614 AUSTRALIA				862	
874 MEXICO		3258		7871	
990 U STATES		164498		1034890	
COMBS TOILET DRESSING FANCY		275791		1788698	9069
1 U KINGDOM		2357		22580	
43 AUSTRIA		2970		19737	
44 BELG LUX				167	
54 FRANCE		577		3478	
55 GERMANY W		10088		33049	
67 ITALY				189	
85 SWEDEN		813		12690	
86 SWITZRLND		716		3540	
516 HONG KONG		221		1502	
559 JAPAN		215		1521	
990 U STATES		9470		72145	
APPLIANCES FOR THE DEAF PARTS		27427		170598	9070
1 U KINGDOM		8499		97633	
43 AUSTRIA				317	
49 DENMARK		945		51813	
54 FRANCE				203	
55 GERMANY W		3302		28796	
73 NETHRLNDS				1458	
82 SPAIN		1015		2645	
86 SWITZRLND				1286	
559 JAPAN		1349		7387	
990 U STATES		190052		2348426	
INSOLES OF ALL KINDS		205162		2539964	9072
1 U KINGDOM				10121	
55 GERMANY W				7142	
73 NETHRLNDS				2837	
76 NORWAY				228	
990 U STATES		1819		51196	
JEWELLERY N O P		1819		71524	9073
1 U KINGDOM		17708		198429	
43 AUSTRIA		11748		215534	
44 BELG LUX		145		10134	
49 DENMARK		3011		17518	
54 FRANCE		1623		61707	
55 GERMANY W		63829		964180	
59 GREECE				97	
67 ITALY		15337		191982	
73 NETHRLNDS		190		2857	
76 NORWAY		301		2786	
82 SPAIN		2143		15471	
85 SWEDEN				186	
86 SWITZRLND		2379		16458	
246 CZECHO S		20012		214438	
355 ISRAEL				60	
358 JORDAN				577	
385 UAR EGYPT		230		230	
516 HONG KONG		3595		84423	
519 INDIA		2279		9561	
553 CHINA COM		2679		10808	
559 JAPAN		99049		886659	
583 THAILAND		6188		28181	
614 AUSTRALIA		220		632	
752 BRAZIL		4572		7219	
785 VENEZUELA				318	
824 JAMAICA				283	
874 MEXICO		2479		16104	
990 U STATES		301217		2170820	
MATTRESSES		560934		5127652	9075
1 U KINGDOM		50		349519	
43 AUSTRIA				29470	
49 DENMARK		606		1610	
54 FRANCE				614	
55 GERMANY W				4911	

IMPORTS BY COMMODITIES AND COUNTRIES

Commodity and Country	NOVEMBER 1961		JANUARY TO NOVEMBER 1961		Class Number
	Quantity	Value (\$)	Quantity	Value (\$)	
73 NETHRLNDS				703	
246 CZECHO S				22160	
277 POLAND				14534	
559 JAPAN				147118	
990 U STATES		2003		78456	
PICTURE AND PHOTOGRAPH FRAMES		2659		649095	
1 U KINGDOM				9537	9076
43 AUSTRIA				802	
44 BELG LUX		701		7665	
49 DENMARK		124		17533	
55 GERMANY W		412		12704	
67 ITALY		2075		26692	
73 NETHRLNDS		169		3831	
82 SPAIN				2178	
516 HONG KONG		122		1175	
553 CHINA COM		188		1074	
559 JAPAN		1924		29939	
874 MEXICO				90	
990 U STATES		86471		538832	
PORTFOLIOS MUSICAL INSTR CASES		92186		652052	
1 U KINGDOM		14224		185985	9077
43 AUSTRIA		470		5458	
44 BELG LUX		784		4509	
49 DENMARK		138		1243	
54 FRANCE		2490		11577	
55 GERMANY W		31103		229904	
67 ITALY		6879		61039	
73 NETHRLNDS		1040		173775	
82 SPAIN		689		7120	
85 SWEDEN		4329		7678	
86 SWITZRLND		189		9565	
246 CZECHO S		1068		20837	
258 GERMANY E		1050		8923	
427 UN SO AFR		131		843	
516 HONG KONG		1067		10897	
559 JAPAN		58472		571115	
614 AUSTRALIA		59		1664	
990 U STATES		147683		1029936	
REFRIGERATORS ELECTRIC N O P		271865		2342068	
1 U KINGDOM	NO				9078
44 BELG LUX	73	3866	3816	275963	
49 DENMARK			56	3344	
55 GERMANY W	5	213	375	16250	
67 ITALY			50	2959	
86 SWITZRLND			2	127	
990 U STATES			117	6100	
	2121	455373	50261	9776734	
	2199	459452	54677	10081477	
REFRIGERATORS N O P	NO				9079
1 U KINGDOM	1	58	121	9742	
44 BELG LUX	1	199	124	33348	
55 GERMANY W			18	2488	
73 NETHRLNDS			12	485	
85 SWEDEN	2	453	393	41998	
990 U STATES	114	9768	4255	233340	
	118	10478	4923	321401	
REGALIA AND BADGES					9080
1 U KINGDOM		5436		57499	
43 AUSTRIA		101		882	
54 FRANCE		2635		24986	
55 GERMANY W		118		5309	
67 ITALY		2425		20310	
86 SWITZRLND				542	
516 HONG KONG		365		4243	
519 INDIA		1293		14131	
527 PAKISTAN		937		8753	
559 JAPAN		116		7085	
990 U STATES		7833		58538	
		21259		202278	
SHADES LAMP N O P SHADE HOLDERS					9081
1 U KINGDOM				2241	
49 DENMARK		134		2751	
54 FRANCE				902	
55 GERMANY W		162		1356	
67 ITALY				3327	
85 SWEDEN				608	
516 HONG KONG		354		5142	
559 JAPAN				1337	
990 U STATES		23587		189036	
		24237		206700	
SPECTACLE FRAMES AND PARTS N O P					9082
1 U KINGDOM		225		15831	
43 AUSTRIA		4191		39675	
54 FRANCE		20973		140021	
55 GERMANY W		14332		215863	
67 ITALY		2817		42555	
73 NETHRLNDS				574	
82 SPAIN				799	
85 SWEDEN		195		1197	
86 SWITZRLND		1463		2804	
559 JAPAN		18732		103032	
990 U STATES		268931		2533403	
		331859		3095754	

IMPORTS BY COMMODITIES AND COUNTRIES

Commodity and Country	NOVEMBER 1961		JANUARY TO NOVEMBER 1961		Class Number
	Quantity	Value (\$)	Quantity	Value (\$)	
PARTS FOR SPECTACLE FRAMES					9 0 8 3
990 U STATES		4 3 3 9 1		3 3 6 5 0 0	
TOBACCO PIPES SMOKERS SETS		4 3 3 9 1		3 3 6 5 0 0	9 0 8 4
1 U KINGDOM		1 4 0 9 5		1 4 2 8 5 9	
19 MALTA		3 0 2		2 6 9 1	
43 AUSTRIA		1 6 9 1		4 2 5 7	
44 BELG LUX		2 7 1 8		1 0 1 5 4	
49 DENMARK				1 1 8	
54 FRANCE		7 2 5 2		1 0 1 4 4 5	
55 GERMANY W		4 7 6		7 2 4 8	
59 GREECE				2 9 4	
64 IRELAND				7 3 4 3	
67 ITALY		2 2 9 2 3		1 6 5 8 0 5	
73 NETHRLNDS				1 3 7 5	
82 SPAIN		9 0 2		2 2 8 5	
85 SWEDEN				8 5 3	
86 SWITZRLND				2 2 4 3	
246 CZECHO S		2 6 4		9 4 3	
443 ALGERIA		3 3 1		1 4 5 4	
516 HONG KONG				4 0 3	
559 JAPAN		5 5 4		1 6 0 7	
990 U STATES		6 6 4 4		9 1 3 3 8	
		5 8 1 5 2		5 4 4 7 1 5	
TOBACCO POUCHES CIGARETTE CASE					9 0 8 5
1 U KINGDOM		3 3 6 4		4 4 7 8 4	
43 AUSTRIA				1 0 4	
54 FRANCE		1 2 9		1 1 1 4	
55 GERMANY W		4 3 2		5 0 8 5	
67 ITALY		2 8 2		9 8 3	
82 SPAIN				5 7 8	
246 CZECHO S		1 0 6 1		2 6 0 0	
516 HONG KONG				1 1 0 0	
559 JAPAN		4 8 1		5 2 3 5	
614 AUSTRALIA				4 1 0	
990 U STATES		1 2 3 7		8 5 0 3	
		6 9 8 6		7 0 4 9 6	
TOILET AND MANICURE SETS					9 0 8 6
1 U KINGDOM		6 8 9 5		4 1 8 3 2	
43 AUSTRIA		4 6 1 9		5 3 4 1 3	
54 FRANCE		7 9		3 7 7	
55 GERMANY W		3 0 4 6 2		1 4 5 9 0 5	
67 ITALY				1 7 1 4	
559 JAPAN		1 0 7 9		6 8 6 6	
990 U STATES		3 2 4 1 1		1 4 9 9 1 9	
		7 5 5 4 5		4 0 0 0 2 6	
TRUNKS AND VALISES					9 0 8 7
1 U KINGDOM		4 0 2 2 3		2 8 9 0 5 2	
43 AUSTRIA				1 1 2 1	
44 BELG LUX				3 1 2	
54 FRANCE				6 0 6 4	
55 GERMANY W		1 8 0 1		4 2 0 3 4	
67 ITALY				1 6 7 3	
73 NETHRLNDS				6 7 2 4	
76 NORWAY				1 6 2	
85 SWEODEN		1 4 7		3 3 7 8	
246 CZECHO S		7 4 5 0		3 0 7 3 0	
516 HONG KONG		3 5 5		9 0 1 5	
559 JAPAN		1 0 0 1 3		1 3 6 1 2 3	
874 MEXICO				1 8 8 8	
990 U STATES		9 3 1 6 2		9 9 6 0 2 8	
		1 5 3 1 5 1		1 5 2 4 3 0 4	
WINDOW SHADE OR BLIND ROLLERS					9 0 9 0
85 SWEODEN		3 7 3 6		1 6 6 4 1	
990 U STATES		3 4 8 9		3 7 0 1 0	
		7 2 2 5		5 3 6 5 1	
REFRIGERATOR PARTS					9 0 9 1
1 U KINGDOM		3 7 3 1 2 0		2 5 7 8 1 4 0	
44 BELG LUX		6 2		2 1 1	
49 DENMARK		5 0 0 0		1 0 6 5 8 1	
55 GERMANY W				1 0 4 3	
67 ITALY				1 7 0 8	
990 U STATES		8 1 5 8 2 7		8 9 8 5 3 9 2	
		1 1 9 4 0 0 9		1 1 6 7 3 0 7 5	
HOME OR FARM FREEZERS ELECTRIC	N0				9 0 9 2
990 U STATES	6 8 7	1 3 4 3 9 8	1 6 2 0 0	2 8 0 2 6 5 2	
	6 8 7	1 3 4 3 9 8	1 6 2 0 0	2 8 0 2 6 5 2	
MINERAL MEDICINAL AERATO WATER					9 1 0 3
1 U KINGDOM		8 0 3		3 4 0 6	
44 BELG LUX				5 1 8	
54 FRANCE		1 4 8 7 7 7		3 3 2 6 1 6	
55 GERMANY W		4 9 2 2		6 0 7 5	
67 ITALY		6 9 7		3 2 6 1	
85 SWEDEN				1 4 1	
288 YUGO SLAV		1 0 8 0		8 4 2 5	
990 U STATES		2 1 5 8		3 4 2 6 1	
		1 5 8 4 3 7		3 8 8 7 0 3	
ACCORDIONS CONCRTNAS MELODEONS	N0				9 1 1 0
1 U KINGDOM	2	6 5	1 3	9 5 5	
49 DENMARK			1	2 5 3	
54 FRANCE			2	5 1	
55 GERMANY W	1 2 6 7	2 6 3 1 0	5 9 4 8	1 6 4 4 3 9	
67 ITALY	2 1 1 1	7 9 6 1 3	9 7 0 0	5 0 9 0 1 3	
73 NETHRLNDS	1	1 1 8	2	4 4 7	
85 SWEDEN	3 2	6 7 6	4 9	2 5 6 5	
86 SWITZRLND			2 6 5	2 7 9 4	

IMPORTS BY COMMODITIES AND COUNTRIES

Commodity and Country	NOVEMBER 1961		JANUARY TO NOVEMBER 1961		Class Number
	Quantity	Value (\$)	Quantity	Value (\$)	
246 CZECHO S			30	644	
258 GERMANY E	192	1077	1096	8352	
277 POLAND			7	449	
559 JAPAN			44	1254	
990 U STATES	31	3277	243	21748	
BRASS BAND INSTRUMENTS	3636	111136	17400	712964	9111
1 U KINGDOM		21733		209991	
54 FRANCE				4926	
55 GERMANY W		9410		70553	
67 ITALY				5071	
73 NETHRLNDS				7625	
246 CZECHO S		444		3619	
258 GERMANY E				1517	
382 TURKEY				634	
427 UN SO AFR		481		481	
527 PAKISTAN		62		1799	
559 JAPAN		972		17014	
874 MEXICO				1431	
990 U STATES		18265		191434	
CABINET ORGANS	NO			516095	9114
PIPE ORGANS	NO				9115
55 GERMANY W			1	25015	
73 NETHRLNDS	1	7670	9	64447	
990 U STATES			2	18444	
ORGAN PARTS N O P	1	7670	12	107906	9116
1 U KINGDOM		3128		63486	
55 GERMANY W		8677		38996	
67 ITALY		314		2181	
73 NETHRLNDS		7871		9994	
258 GERMANY E				2438	
990 U STATES		16928		220577	
PIANOS	NO			337672	9117
1 U KINGDOM	33	7615	276	83412	
49 DENMARK			8	3161	
55 GERMANY W	2	1313	21	10848	
73 NETHRLNDS	3	1071	23	7170	
76 NORWAY	1	362	1	362	
246 CZECHO S			7	2483	
277 POLAND			2	471	
559 JAPAN	84	18868	394	87389	
990 U STATES	150	63506	1287	520319	
PIANO PARTS N O P	273	92735	2019	715615	9118
1 U KINGDOM		10294		146856	
55 GERMANY W				1566	
990 U STATES		26559		206706	
PHONOGRAPHS GRAMOPHONES NOP		36853		355128	9120
1 U KINGDOM		294299		1480855	
49 DENMARK				1698	
54 FRANCE				11143	
55 GERMANY W		20333		145605	
67 ITALY		63		1482	
73 NETHRLNDS		61877		137022	
86 SWITZRLND		10707		26125	
516 HONG KONG				115	
559 JAPAN		2806		67432	
990 U STATES		184176		1081467	
PHONOGRAPH RECORDS	NO	574261		2952944	9121
1 U KINGDOM	13517	22406	72419	110554	
43 AUSTRIA			3059	2901	
44 BELG LUX			135	224	
49 DENMARK	446	645	2336	4018	
53 FINLAND	119	131	3911	4059	
54 FRANCE	11236	14637	142784	165756	
55 GERMANY W	15407	21712	74650	119399	
59 GREECE	2075	588	11860	3472	
67 ITALY	4309	1754	67320	32768	
73 NETHRLNDS	597	1106	5905	8110	
82 SPAIN	178	351	178	351	
85 SWEDEN	50	74	757	1133	
86 SWITZRLNO	870	588	2694	1556	
262 HUNGARY			1223	1074	
277 POLAND			654	468	
287 U S S R	177	159	3806	2421	
288 YUGO SLAV	1197	819	8338	6336	
355 ISRAEL			83	140	
516 HONG KONG	670	813	1775	1525	
553 CHINA COM			814	900	
559 JAPAN			4170	3895	
614 AUSTRALIA			236	967	
990 U STATES	428469	243300	2591393	1548336	
OTHER MUSICAL INSTRUMENTS	479317	309083	3000500	2020363	9122
1 U KINGDOM		4844		69460	
43 AUSTRIA		267		5269	
44 BELG LUX				260	
54 FRANCE		22141		119658	
55 GERMANY W		31833		281597	
67 ITALY		116919		585239	

IMPORTS BY COMMODITIES AND COUNTRIES

Commodity and Country	NOVEMBER 1961		JANUARY TO NOVEMBER 1961		Class Number
	Quantity	Value (\$)	Quantity	Value (\$)	
73 NETHRLNDS		324		4 519	
82 SPAIN				1 559	
85 SWEDEN		6 355		31 904	
86 SWITZRLND		51 39		35 211	
246 CZECHO S		1 257		28 099	
258 GERMANY E		3 94		10 165	
277 POLAND				15 19	
287 U S S R				6 54	
516 HONG KONG		70		15 49	
519 INDIA				4 52	
553 CHINA COM				2 589	
559 JAPAN		29 698		170 108	
874 MEXICO		1 572		11 403	
990 U STATES		61 728		30 994 55	
		83 802		44 606 69	
MUSICAL INSTRUMENT STRINGS					9123
1 U KINGDOM		312		3 923	
43 AUSTRIA		50		3 600	
49 DENMARK				1 20	
54 FRANCE				7 19	
55 GERMANY W		15 90		20 424	
246 CZECHO S				1 52	
990 U STATES		91 63		9 675 4	
		111 15		12 569 2	
PHONOGRAPHS COIN OPERATED					9124
990 U STATES	NO				
	80	52 457	977	54 119 3	
	80	52 457	977	54 119 3	
LENSES AND PTS FOR PROJECTORS					9127*
55 GERMANY W		11 68		4 432	
559 JAPAN				5 801	
990 U STATES		50 99		33 791	
		62 67		44 024	
PHOTOGRAPHIC ACCESSORIES PARTS					9128
1 U KINGDOM		7 481		93 838	
43 AUSTRIA		77		3 131	
44 BELG LUX				4 65	
49 DENMARK		2 29		2 29	
54 FRANCE		3 75		42 793	
55 GERMANY W		64 331		46 796 4	
67 ITALY		7 184		66 012	
73 NETHRLNDS		17 40		66 622	
85 SWEDEN				3 124	
86 SWITZRLND		9 426		10 837 2	
246 CZECHO S				7 220	
258 GERMANY E		8 32		3 307	
559 JAPAN		73 476		45 246 3	
813 BAHAMAS				8 28	
886 P RICO		10 74		10 74	
990 U STATES		83 786 2		67 992 7 2	
		100 408 7		81 167 1 4	
THERMOMETERS					9129
1 U KINGDOM		7 124		65 022	
43 AUSTRIA				79	
44 BELG LUX		2 21		8 72	
49 DENMARK				7 70	
54 FRANCE		7 21		3 738	
55 GERMANY W		89 66		49 140	
67 ITALY				10 58	
85 SWEDEN				6 08	
86 SWITZRLND				1 927	
258 GERMANY E		4 003		25 520	
559 JAPAN		83 66		104 363	
874 MEXICO				4 388	
883 PANAMA				1 380	
990 U STATES		99 584		99 076 9	
		128 985		124 963 4	
APPARATUS X RAY					9130
1 U KINGDOM		8 94		63 356	
49 DENMARK		6 662		39 839	
55 GERMANY W		90 16		16 728 3	
67 ITALY				2 174	
73 NETHRLNDS		28 132		32 846 4	
85 SWEDEN		25 68		49 252	
246 CZECHO S				7 94	
559 JAPAN		50 77		5 780	
990 U STATES		41 821 5		36 842 6 3	
		47 056 4		43 412 0 5	
BOTANICAL SPECIMENS					9132
1 U KINGDOM		1 52		5 268	
54 FRANCE		15 60		15 60	
55 GERMANY W				4 226	
519 INDIA				22 55	
559 JAPAN		24 77		4 566	
990 U STATES		19 367		11 332 2	
		23 556		13 119 7	
COLLECTION COINS MEDALS STAMPS					9133
1 U KINGDOM		11 34		50 971	
43 AUSTRIA		26 4		26 53	
44 BELG LUX				8 90	
49 DENMARK				16 71	
54 FRANCE				39 65	
55 GERMANY W		8 90		14 33	
64 IRELAND				7 44	

*From July 1, 1961

IMPORTS BY COMMODITIES AND COUNTRIES

Commodity and Country	NOVEMBER 1961		JANUARY TO NOVEMBER 1961		Class Number
	Quantity	Value (\$)	Quantity	Value (\$)	
67 ITALY				2 311	
73 NETHRLNDS				2 125	
76 NORWAY				1 180	
85 SWEDEN		2 290		3 128	
86 SWITZRLND				3 020	
262 HUNGARY		2 25		2 25	
277 POLAND				814	
288 YUGO SLAV				1 322	
377 SUDAN		4 02		4 02	
385 UAR EGYPT				1 091	
454 FR EQ AFR				4 28	
614 AUSTRALIA				1 176	
990 U STATES		3 1794		3 570 23	
		3 6999		4 365 72	
CAMERAS AND CAMERA PARTS N D P					9134
1 U KINGDOM		2 1701		2 451 06	
43 AUSTRIA				1 190 33	
49 DENMARK				90	
54 FRANCE		3 016		17 152	
55 GERMANY W		14 541 10		100 14 666	
67 ITALY				11 396	
73 NETHRLNDS		2 77		2 444	
85 SWEDEN		3 822		3 783 9	
86 SWITZRLND		1 027		1 717 52	
246 CZECHO S				3 458	
258 GERMANY E		7 522		51 922	
277 POLAND				250	
287 U S S R		2 27		2 155	
516 HONG KONG		2 678		2 298 3	
559 JAPAN		2 775 30		2 469 684	
824 JAMAICA				3 95	
990 U STATES		2 501 68		3 056 915	
		7 133 78		7 214 040	
CAMERA PARTS UNFINISHED					9135
55 GERMANY W		4 70		6 420 4	
990 U STATES		5 906		6 962 1	
		6 376		13 382 5	
CAMERA LENSES AND SHUTTERS					9136
1 U KINGDOM				7 39	
55 GERMANY W				21 781	
559 JAPAN				21 051	
990 U STATES		3 863 2		3 119 84	
		3 863 2		3 555 55	
COLLECTIONS OF ANTIQUITIES					9137
1 U KINGDOM		10 746 7		6 640 64	
43 AUSTRIA				2 663	
44 BEL G LUX				86	
49 DENMARK				19 51	
54 FRANCE		11 758		13 393 2	
55 GERMANY W		1 28		11 596	
59 GREECE				2 001	
64 IRELAND				13 500	
67 ITALY				13 846	
73 NETHRLNDS		5 661		40 973	
82 SPAIN		1 98		4 367	
86 SWITZRLND		2 57		4 288	
277 POLAND				3 890	
355 ISRAEL		86		18 44	
513 CEYLON				4 00	
516 HONG KONG		9 953		5 224 9	
519 INDIA		1 80		9 33	
524 MALAYA				7 34	
553 CHINA COM		1 227		9 433	
559 JAPAN		2 78		9 497	
578 TAIWAN				1 20	
583 THAILAND				11 98	
614 AUSTRALIA				6 32	
758 COLOMBIA				2 772	
774 PERU		24 32		61 94	
864 GUATEMALA				8 084	
874 MEXICO				6 44	
990 U STATES		4 733 5		6 574 03	
		18 696 0		16 492 94	
CYCLOMETERS AND SPEEDOMETERS					9138
1 U KINGDOM		34 34		13 594	
54 FRANCE				1 932	
55 GERMANY W		4 028		44 974	
67 ITALY				7 38	
73 NETHRLNDS		1 553		5 596	
85 SWEDEN				1 67	
990 U STATES		5 792		1 801 88	
		14 807		2 471 89	
GLOBES GEOGRAPHICAL					9139
1 U KINGDOM		1 653		17 590	
55 GERMANY W				7 926	
559 JAPAN				10 224	
990 U STATES		3 827 7		31 097 2	
		3 993 0		3 467 12	
MODELS OF INVENTIONS					9140
1 U KINGDOM		1 409		12 059	
54 FRANCE				9 50	
55 GERMANY W				3 96	
67 ITALY				7 61	
73 NETHRLNDS		1 28		9 46	
990 U STATES		3 539 6		4 402 94	
		3 693 3		4 554 06	

IMPORTS BY COMMODITIES AND COUNTRIES

Commodity and Country	NOVEMBER 1961		JANUARY TO NOVEMBER 1961		Class Number
	Quantity	Value (\$)	Quantity	Value (\$)	
APPARATUS FOR INSTITUTIONS					9141
1 U KINGDOM		41284		443278	
43 AUSTRIA		6558		13597	
44 BELG LUX				3281	
49 DENMARK		3326		11918	
54 FRANCE		772		15424	
55 GERMANY W		18409		181947	
67 ITALY		50		3397	
73 NETHRLNDS		992		17495	
76 NORWAY		261		10023	
85 SWEDEN		698		26225	
86 SWITZRLND		4715		16817	
246 CZECHO S		1017		3161	
258 GERMANY E				2121	
355 ISRAEL				1397	
427 UN SO AFR				1634	
516 HONG KONG				92	
559 JAPAN				19746	
614 AUSTRALIA				376	
822 BARBADOS				495	
886 P RICO		174		3656	
990 U STATES		802940		9268500	
		881196		10044580	
OPERATING ROOM EQUIPMENT					9142
1 U KINGDOM		3422		34794	
49 DENMARK		73		1279	
54 FRANCE				1116	
55 GERMANY W		3359		26175	
85 SWEDEN		523		2480	
86 SWITZRLND				50	
246 CZECHO S		80		7428	
559 JAPAN				12466	
990 U STATES		469097		5553162	
		476554		5638950	
DENTAL INSTRUMENTS					9143
1 U KINGDOM		5202		98028	
43 AUSTRIA				948	
49 DENMARK				2321	
54 FRANCE				1117	
55 GERMANY W		18555		254725	
67 ITALY				73	
85 SWEDEN				5194	
86 SWITZRLND		1074		5024	
246 CZECHO S				4734	
559 JAPAN		1940		13073	
614 AUSTRALIA				453	
990 U STATES		159860		2063161	
		186631		2448851	
SURGICAL TRUSSES AND SUPPORTS					9144
1 U KINGDOM				1160	
990 U STATES		1681		8957	
		1681		10117	
ARTICLES FOR THE BLIND					9145
1 U KINGDOM		543		14578	
54 FRANCE				166	
86 SWITZRLND		584		3957	
559 JAPAN				269	
990 U STATES		2571		39602	
		3698		58572	
OPTICAL AND PHILOSOPHICAL INST					9146
1 U KINGDOM		320071		645567	
43 AUSTRIA				2457	
49 DENMARK		3799		11275	
53 FINLAND				2235	
54 FRANCE		4800		22244	
55 GERMANY W		65451		421933	
67 ITALY				4889	
73 NETHRLNDS		71		2876	
82 SPAIN				955	
85 SWEDEN		258		18576	
86 SWITZRLND		2459		27131	
246 CZECHO S		372		3247	
258 GERMANY E		516		723	
516 HONG KONG		1273		13309	
559 JAPAN		114937		1025750	
990 U STATES		329450		3265886	
		843457		5469053	
MICROSCOPES AND PARTS					9147
1 U KINGDOM	NO	9	4604	625	144079
43 AUSTRIA		2	921	44	19354
54 FRANCE		1	548	6	2610
55 GERMANY W		275	62742	1490	451095
67 ITALY				20	2775
73 NETHRLNDS			511	15	30681
86 SWITZRLND		23	4344	373	73230
246 CZECHO S		40	2957	371	16855
258 GERMANY E			1635	290	59784
559 JAPAN		8191	71384	57166	359463
990 U STATES		2892	71488	8477	274202
		11433	221134	68877	1434128
EDUCATIONAL FILMS					9148
1 U KINGDOM			13373		123265
44 BELG LUX					292
49 DENMARK					350
54 FRANCE			785		11669
55 GERMANY W			236		1942

IMPORTS BY COMMODITIES AND COUNTRIES

Commodity and Country	NOVEMBER 1961		JANUARY TO NOVEMBER 1961		Class Number
	Quantity	Value (\$)	Quantity	Value (\$)	
67 ITALY		100		2010	
73 NETHRLNOS				386	
85 SWEDEN				1089	
86 SWITZRLND		729		984	
277 POLANO				50	
288 YUGO SLAV				750	
427 UN SO AFR				139	
519 INOIA		99		1555	
559 JAPAN				1322	
614 AUSTRALIA				332	
828 TRINIOAD				96	
874 MEXICO				300	
990 U STATES		121783		1316698	
		137105		1463229	
CINEMATOGRAPH CAMERAS					9149
1 U KINGDOM				50624	
54 FRANCE				75	
55 GERMANY W				583	
990 U STATES		17496		255993	
		17496		307275	
SURGICAL INSTRUMENTS					9150
1 U KINGDOM		55806		458484	
43 AUSTRIA				71	
44 BELG LUX				441	
49 DENMARK		817		12509	
54 FRANCE		3939		16770	
55 GERMANY W		54749		504448	
67 ITALY		260		16916	
73 NETHRLNOS		5296		26215	
85 SWEOEN		1314		65120	
86 SWITZRLND		9143		37446	
258 GERMANY E				458	
516 HONG KONG				376	
519 INOIA				1603	
527 PAKISTAN		5595		38175	
559 JAPAN		40885		357452	
874 MEXICO		6477		41001	
883 PANAMA		140		743	
990 U STATES		778903		8132898	
		963324		9711126	
BOATS OPEN PLEASURE	NO				9152
1 U KINGDOM	3	1238	432	106862	
49 DENMARK			24	12309	
53 FINLAND			3	495	
54 FRANCE			105	16519	
55 GERMANY W	2	102	278	55858	
67 ITALY			18	13551	
73 NETHRLNDS	2	927	14	11417	
76 NORWAY			22	3409	
85 SWEOEN	2	254	26	8067	
277 POLANO	2	434	55	2446	
559 JAPAN	100	1428	2456	55101	
990 U STATES	211	52240	5661	1278950	
	322	56623	9094	1564984	
LAUNCHES PLEASURE MOTIVE POWER	NO				9153
1 U KINGDOM			8	18527	
55 GERMANY W			2	2561	
559 JAPAN			5	5620	
990 U STATES	7	34110	348	1837845	
	7	34110	363	1864553	
SHIPS AND VESSELS REPAIRS ON					9155
73 NETHRLNOS				16798	
822 BARBAOOS				6263	
954 ST PIERRE		2012		18516	
990 U STATES		2261		130953	
		4273		172530	
SHIPS FOREIGN BUILT COASTAL	NO				9156
990 U STATES			2	225968	
			2	225968	
VESSELS FOREIGN BUILT N O P					9157
1 U KINGDOM		17140		366036	
49 DENMARK				178003	
55 GERMANY W				2512661	
73 NETHRLNDS				802255	
76 NORWAY				67388	
258 GERMANY E				2499	
559 JAPAN				5390	
990 U STATES		58683		1082394	
		75923		5016626	
TRUCK TRAILERS	NO				9160
1 U KINGDOM			4	2458	
990 U STATES	31	161207	413	1842429	
	31	161207	417	1844887	
MOBILE HOMES	NO				9161
1 U KINGDOM			2	1807	
49 DENMARK			1	576	
990 U STATES	55	153649	1921	3616504	
	55	153649	1924	3618887	
BUGGIES CUTTERS VEHICLES N O P	NO				9162
1 U KINGDOM		1114	160	13543	
54 FRANCE				470	
55 GERMANY W			1	1973	
67 ITALY			5	1597	
76 NORWAY			9	4517	
990 U STATES	396	30405	4907	381867	
	396	31519	5082	403967	

IMPORTS BY COMMODITIES AND COUNTRIES

Commodity and Country	NOVEMBER 1961		JANUARY TO NOVEMBER 1961		Class Number	
	Quantity	Value (\$)	Quantity	Value (\$)		
CHILDRENS CARRIAGES AND PARTS	NO				9163	
1 U KINGDOM	139	6214	2208	69819		
55 GERMANY W			30	881		
67 ITALY			13	128		
73 NETHRLNDS			47	317		
990 U STATES	251	4000	4707	49490		
	390	10214	7005	120635		
CHILDRENS SLEDS VEHICLES N O P					9164	
1 U KINGDOM		860		8120		
43 AUSTRIA		1186		1186		
54 FRANCE				99		
55 GERMANY W				1133		
67 ITALY				697		
73 NETHRLNDS				915		
76 NORWAY				859		
82 SPAIN				1912		
559 JAPAN				1669		
990 U STATES		60341		469982		
		62387		486572		
WAGONS AND SLEDS FARM AND PTS	NO				9166	
1 U KINGDOM		2929	2	9765		
55 GERMANY W			1	1945		
73 NETHRLNDS				1947		
85 SWEDEN				912		
990 U STATES	27	23370	1370	435800		
	27	26299	1373	450369		
WHEELBARROWS HAND TRUCKS CARTS	NO				9168	
1 U KINGDOM	105	1225	1965	31063		
49 DENMARK	3	109	63	8042		
54 FRANCE	1	262	29	5255		
55 GERMANY W			244	3774		
73 NETHRLNDS	204	2225	431	8788		
85 SWEDEN	122	19010	462	46871		
990 U STATES	6753	116271	88132	1211449		
	7188	139102	91326	1315242		
TRUCKS AND CARS N O P					9169	
1 U KINGDOM		3124		33247		
44 BELG LUX				12770		
49 DENMARK				155		
54 FRANCE				476		
55 GERMANY W				9281		
67 ITALY				1690		
76 NORWAY				804		
85 SWEDEN				718		
990 U STATES		50788		698412		
		53912		757653		
AIRCRAFT NOT OVER 1500 LB WT	NO				9171	
990 U STATES	25	112991	406	2309408		
	25	112991	406	2309408		
AIRCRAFT 1501 TO 3000 LB WT	NO				9172	
990 U STATES	1	38572	157	2886481		
	1	38572	157	2886481		
AIRCRAFT 3001 TO 7500 LB WT	NO				9173	
1 U KINGDOM	1	2890	2	7890		
990 U STATES	1	42461	34	1533771		
	2	45351	36	1541661		
AIRCRAFT OVER 7500 LB WEIGHT	NO				9174	
1 U KINGDOM	2	3961011	17	32400272		
990 U STATES	9	14786909	39	48919832		
	11	18747920	56	81320104		
AIRCRAFT PTS EXCLUDING ENG PTS					9175	
1 U KINGDOM		1267215		14241256		
44 BELG LUX				3115		
54 FRANCE		139		112069		
55 GERMANY W		90		46146		
67 ITALY				600		
73 NETHRLNDS		1725		26686		
246 CZECHO S				1249		
516 HONG KONG				22956		
559 JAPAN				59279		
614 AUSTRALIA		3100		23092		
744 ARGENTINA				4694		
752 BRAZIL				5910		
815 BERMUDA				80		
826 LEEW WIND				1643		
848 CUBA				44062		
874 MEXICO		4856		261874		
886 P RICO		2571		27126		
990 U STATES		9815266		92579527		
		11094962		107461364		
PAINTINGS UNDER 20 DOLLARS	NO				9181	
1 U KINGDOM	199	1312	1113	7791		
43 AUSTRIA	181	768	2258	12032		
44 BELG LUX	256	788	1141	3441		
49 DENMARK	104	322	1371	9432		
54 FRANCE	22	197	471	3580		
55 GERMANY W			994	3548		
67 ITALY	23	317	1641	13666		
73 NETHRLNDS	3	56	2439	11493		
82 SPAIN			9	51		
262 HUNGARY	84	332	282	1188		
355 ISRAEL			6	56		
516 HONG KONG			336	421		
559 JAPAN			150	404		
990 U STATES	93	566	1100	5225		
	965	4658	13311	72328		

IMPORTS BY COMMODITIES AND COUNTRIES

Commodity and Country	NOVEMBER 1961		JANUARY TO NOVEMBER 1961		Class Number	
	Quantity	Value (\$)	Quantity	Value (\$)		
PAINTINGS 20 DOLLARS OR OVER					9182	
1 U KINGDOM		4 2777		698290		
43 AUSTRIA		1858		70095		
44 BELG LUX		50		4834		
49 DENMARK		4465		9230		
54 FRANCE		13167		296951		
55 GERMANY W		13911		30477		
59 GREECE				783		
64 IRELAND				635		
67 ITALY		16011		135671		
73 NETHRLNDS		5257		73809		
76 NORWAY				7010		
82 SPAIN		1418		53688		
86 SWITZRLND		4755		19340		
262 HUNGARY		424		4067		
277 POLAND				350		
279 ROUMANIA				2249		
355 ISRAEL				13078		
427 UN SO AFR				1051		
516 HONG KONG		50		755		
519 INDIA		900		2417		
527 PAKISTAN				2802		
559 JAPAN				2807		
583 THAILAND		500		500		
614 AUSTRALIA				2710		
744 ARGENTINA				150		
785 VENEZUELA				46000		
813 BAHAMAS				1374		
815 BERMUOA				800		
822 BARBADOS				290		
824 JAMAICA				352		
867 HAITI				1947		
874 MEXICO		200		17342		
990 U STATES		249257		1497485		
		355700		2999339		
STATUES AND STATUETTES N O P						9183
1 U KINGDOM		1173		47482		
43 AUSTRIA		1984		6796		
49 DENMARK		826		7158		
54 FRANCE				4171		
55 GERMANY W		189		20422		
59 GREECE				644		
67 ITALY		849		36050		
73 NETHRLNDS		101		1147		
76 NORWAY		656		1528		
82 SPAIN				935		
85 SWEDEN		82		2238		
86 SWITZRLND				586		
246 CZECHO S		130		730		
258 GERMANY E				2180		
415 KENYA				2817		
422 RHOD NYAS				210		
425 TANGAMYKA		64		3807		
513 CEYLON				1240		
516 HONG KONG		1522		16731		
519 INDIA				1638		
524 MALAYA				84		
553 CHINA COM				852		
559 JAPAN		4482		58473		
874 MEXICO		246		856		
990 U STATES		7720		87949		
		20024		306724		
PORCELAIN STATUES STATUETTES					9184	
1 U KINGDOM		21180		358725		
43 AUSTRIA		75		1667		
44 BELG LUX				3158		
49 DENMARK		294		9130		
54 FRANCE		152		3177		
55 GERMANY W		8993		97994		
67 ITALY		2662		22092		
73 NETHRLNDS				221		
82 SPAIN				376		
85 SWEDEN		383		1150		
246 CZECHO S				797		
258 GERMANY E		746		18194		
287 U S S R		1112		1430		
516 HONG KONG		967		3332		
559 JAPAN		7649		238594		
990 U STATES		3476		26438		
		47689		786475		
MATERIAL FOR HARD METAL COMPS					9187	
1 U KINGDOM		3085		18913		
85 SWEDEN		2203		63178		
990 U STATES		38664		418255		
		43952		500346		
ARTICLES FOR FERTILIZER MFR					9191	
1 U KINGDOM				807		
990 U STATES		5267		73965		
		5267		74772		
CANADIAN GOODS RETURNED					9195	
1 U KINGDOM		188272		1535610		
43 AUSTRIA		700		7937		
44 BELG LUX		30780		79195		
49 DENMARK		8000		11610		
53 FINLAND				1000		
54 FRANCE		34514		326457		

IMPORTS BY COMMODITIES AND COUNTRIES

Commodity and Country	NOVEMBER 1961		JANUARY TO NOVEMBER 1961		Class Number
	Quantity	Value (\$)	Quantity	Value (\$)	
55 GERMANY W		29437		538914	
59 GREECE				3300	
64 IRELAND		1500		13978	
67 ITALY		11400		95822	
73 NETHRLNDS		900		86369	
76 NORWAY		53150		64989	
78 PORTUGAL				16181	
82 SPAIN		658		8982	
85 SWEDEN		11878		102377	
86 SWITZRLND		3046		269997	
277 POLAND				9600	
287 U S S R				3770	
288 YUGO SLAV		1200		3846	
313 SAHRAIN				1164	
319 KUWAIT				865	
344 ETHIOPIA				500	
355 ISRAEL		5790		21417	
363 LEBANON		300		11798	
366 LIBYA				412	
382 TURKEY				10388	
385 UAR EGYPT				17300	
414 GHANA		3000		7395	
415 KENYA				1464	
418 NIGERIA				8349	
422 RHOD NYAS		3609		5328	
427 UN SO AFR		8377		48524	
429 B AFR NES				47250	
446 ANGOLA		771		8786	
449 CONGO		17837		28887	
473 MOROCCO				178	
513 CEYLON				10000	
516 HONG KONG		10638		49646	
519 INDIA		8952		54907	
524 MALAYA		400		12400	
527 PAKISTAN				77238	
548 CAMB LAOS				1913	
556 INDONESIA		3000		11000	
559 JAPAN				50963	
564 KOREA				1600	
583 THAILAND				1609	
586 VIET NAM				2366	
614 AUSTRALIA		11108		112600	
622 NEW ZEAL		850		20353	
716 B GUIANA		360		25560	
719 FALKLAND				8000	
744 ARGENTINA		8969		12515	
747 BOLIVIA				494	
752 BRAZIL				5069	
755 CHILE		1617		30519	
763 ECUADOR		740		1103	
774 PERU		4597		175032	
777 SURINAM				76500	
782 URUGUAY				3000	
785 VENEZUELA		6650		192522	
813 SAHAMAS		8181		89497	
815 BERMUDA		1214		100272	
822 BARBADOS		868		19837	
824 JAMAICA				44251	
826 LEEW WIND				12357	
828 TRINIDAD		50		9047	
845 C RICA				2451	
848 CUBA				9133	
855 DOM REP				4400	
867 HAITI		1780		31453	
869 HONDURAS				2217	
874 MEXICO		712		100197	
876 NETH ANT				5126	
879 NICARAGUA				12226	
883 PANAMA				926	
886 P RICO				34042	
887 VIRGIN IS				1066	
954 ST PIERRE		690		11202	
990 U STATES		184425		23014883	
		2330920		27841431	
EXWAREHOUSED SHIPS STORES NOP					9197
1 U KINGDOM		14391		120812	
54 FRANCE		1806		14415	
55 GERMANY W				747	
67 ITALY		82		135	
73 NETHRLNDS		307		5728	
76 NORWAY		288		647	
78 PORTUGAL		96		96	
559 JAPAN				441	
716 B GUIANA		50		641	
822 BARBADOS		71		944	
828 TRINIDAD				346	
886 P RICO		400		3052	
990 U STATES		18316		176797	
		35807		324801	
BATTERY JARS GLASS OR RUBBER					9199
1 U KINGDOM		11557		89736	
55 GERMANY W		526		4450	
990 U STATES		106411		1401874	
		118494		1496060	

IMPORTS BY COMMODITIES AND COUNTRIES

Commodity and Country	NOVEMBER 1961		JANUARY TO NOVEMBER 1961		Class Number
	Quantity	Value (\$)	Quantity	Value (\$)	
CORSET CLASPS STEELS WIRES					9202
1 U KINGDOM		1194		11293	
990 U STATES		793		12203	
		1987		23496	
FEATHERS FLOWERS ART FOR HATS					9204
1 U KINGDOM		224		2763	
43 AUSTRIA				259	
54 FRANCE		315		73609	
55 GERMANY W		2766		58907	
67 ITALY				2207	
86 SWITZRLND				207	
246 CZECHO S		4078		34868	
258 GERMANY E		11964		51259	
516 HONG KONG				16083	
559 JAPAN		20039		222275	
990 U STATES		30570		228233	
		69956		761370	
RESCUE APPARATUS					9207
1 U KINGDOM		1866		33992	
49 DENMARK				4490	
54 FRANCE				2008	
55 GERMANY W		5861		36165	
67 ITALY				1058	
73 NETHRLNDS		585		3482	
85 SWEDEN				76	
559 JAPAN				1115	
990 U STATES		145764		2200749	
		154076		2283135	
MATERIALS FOR TEXTILE PRINTING					9208
1 U KINGDOM		280		12170	
990 U STATES		10007		119555	
		10287		131725	
SALTS OF THORIUM OR CERIUM					9209
990 U STATES		621		30921	
		621		30921	
VACCINE AND PLASMA CONTAINERS					9212
1 U KINGDOM		761		14386	
55 GERMANY W		1003		1274	
990 U STATES		45704		481742	
		47468		497402	
GOODS FREE BY ORDER IN COUNCIL					9213
1 U KINGDOM				632	
990 U STATES				27860	
				28492	
SAFETY GLASS SHEET ADHESIVES					9215
990 U STATES		146842		927757	
		146842		927757	
CARTRIDGES SHOT GUN SHELLS					9237
43 AUSTRIA		1946		25063	
54 FRANCE		2949		61951	
55 GERMANY W				11107	
67 ITALY				10162	
262 HUNGARY				2023	
990 U STATES		415		47114	
		5310		157420	
DEXTROSE SOLUTIONS THERAPEUTIC					9238
990 U STATES		73711		719933	
		73711		719933	
METALLIC CARTRIDGES AMMUNITION					9239
1 U KINGDOM				20539	
43 AUSTRIA				1346	
49 DENMARK				10754	
53 FINLAND				36757	
54 FRANCE				712	
55 GERMANY W		1938		11989	
67 ITALY				2133	
85 SWEDEN				33105	
990 U STATES		3658		108035	
		5596		225370	
BLACKBOARDS OF SLATE OR PAPER					9240
1 U KINGDOM				107	
49 DENMARK				7054	
67 ITALY		4672		47050	
990 U STATES		17121		301584	
		21793		355795	
BIOLOGICAL PRODUCTS N O P					9242
1 U KINGDOM		7511		86706	
43 AUSTRIA		16169		42406	
49 DENMARK		50		123	
54 FRANCE				3057	
55 GERMANY W				2269	
85 SWEDEN		228		1005	
614 AUSTRALIA				1319	
990 U STATES		182296		1933631	
		206254		2070516	
BASKETS DF ALL KINDS					9243
1 U KINGDOM		544		7981	
43 AUSTRIA		401		688	
44 BELG LUX		398		4984	
49 DENMARK				262	
54 FRANCE				2774	
55 GERMANY W		249		8831	
67 ITALY		1822		14730	
73 NETHRLNDS				414	
78 PORTUGAL		1820		23915	
82 SPAIN				5105	

IMPORTS BY COMMODITIES AND COUNTRIES

Commodity and Country	NOVEMBER 1961		JANUARY TO NOVEMBER 1961		Class Number
	Quantity	Value (\$)	Quantity	Value (\$)	
85 SWEDEN		122		122	
246 CZECHO S				21010	
262 HUNGARY				7393	
277 POLAND		3853		71033	
288 YUGO SLAV		1872		6990	
516 HONG KONG		8157		43350	
519 INDIA				269	
559 JAPAN		7413		143517	
822 BARBADOS				118	
874 MEXICO		2080		18973	
990 U STATES		22636		195911	
		51367		578370	
COMMUNION SETS CHURCH ARTICLES					9244
1 U KINGDDM		6346		50244	
43 AUSTRIA		975		3576	
44 BELG LUX		378		4658	
54 FRANCE		21430		222348	
55 GERMANY W		12331		123293	
59 GREECE		62		866	
64 IRELAND		824		10043	
67 ITALY		63561		489077	
73 NETHRLNDS		1179		9187	
78 PORTUGAL		59		901	
82 SPAIN		2823		15134	
86 SWITZRLND		80		5166	
246 CZECHO S		8028		75271	
258 GERMANY E		411		641	
287 U S S R				460	
355 ISRAEL		2023		6537	
358 JORDAN				1809	
516 HONG KONG		6493		38220	
519 INDIA				251	
553 CHINA COM		311		5453	
559 JAPAN		10436		167165	
578 TAIWAN				228	
874 MEXICO				967	
990 U STATES		54022		531906	
		191772		1763401	
CARTRIDGE CASES GUN WADS CAPS					9246
1 U KINGDDM				8949	
43 AUSTRIA				1178	
54 FRANCE				38996	
55 GERMANY W				3378	
67 ITALY				5119	
85 SWEDEN				1445	
559 JAPAN		324		577	
990 U STATES		2459		63584	
		2783		122226	
AMMUNITION N O P					9247
1 U KINGDDM		4535		262548	
43 AUSTRIA				460	
54 FRANCE				24346	
55 GERMANY W		348		8464	
85 SWEDEN				2842	
86 SWITZRLND				317910	
990 U STATES		113923		664613	
		118806		1281183	
ELECTRICAL ENERGY	MKWH				9249
990 U STATES	25544	106998	311504	1367421	
	25544	106998	311504	1367421	
INCUBATORS BROODERS AND PARTS	NO				9252
1 U KINGDDM			13	1374	
55 GERMANY W		398		2478	
990 U STATES	490	72312	9493	740741	
	490	72710	9506	744593	
IRON SAND PRESSURE BLASTING					9253
1 U KINGDDM		7287		53711	
67 ITALY				4383	
85 SWEDEN				6920	
990 U STATES		65084		595893	
		72371		660907	
BALL POINT PENS AND PARTS					9254
1 U KINGDDM		66		1805	
49 DENMARK		1222		2867	
54 FRANCE		2609		9277	
55 GERMANY W		6394		21436	
67 ITALY		6009		23624	
86 SWITZRLND		1612		9234	
355 ISRAEL				3585	
559 JAPAN		7805		17208	
990 U STATES		272285		2453914	
		228002		2542950	
ALABASTER SPAR AMBER ORNAMENTS					9255
1 U KINGDDM		21202		229235	
43 AUSTRIA				9314	
44 BELG LUX		334		740	
49 DENMARK		4448		15262	
54 FRANCE		462		13708	
55 GERMANY W		8613		143518	
67 ITALY		14948		122115	
73 NETHRLNDS				746	
76 NORWAY		1105		1105	
82 SPAIN		583		2171	
85 SWEDEN		394		3458	
86 SWITZRLND				2483	
246 CZECHO S		92		14470	

IMPORTS BY COMMODITIES AND COUNTRIES

Commodity and Country	NOVEMBER 1961		JANUARY TO NOVEMBER 1961		Class Number
	Quantity	Value (\$)	Quantity	Value (\$)	
258 GERMANY E		9497		89505	
277 POLAND		10979		93189	
415 KENYA				879	
425 TANGANYKA				2899	
516 HONG KONG		127840		534209	
519 INDIA		330		4896	
553 CHINA COM				21	
559 JAPAN		42870		595164	
874 MEXICO				1131	
990 U STATES		64301		437701	
		307998		2318119	
MACHINE CARD CLOTHING					9256
1 U KINGDOM		22194		142941	
44 BELG LUX				1736	
55 GERMANY W				3930	
67 ITALY				750	
990 U STATES		33406		199428	
		55600		348785	
PENCILS BLACK OR COL LEAD NOP	GROSS				9257
1 U KINGDOM	90	418	6930	23829	
55 GERMANY W	420	1670	13495	53140	
246 CZECHO S			5341	9182	
553 CHINA COM			2000	1041	
559 JAPAN	4790	7289	42679	42477	
990 U STATES	784	3011	11615	43977	
	6084	12388	82060	173646	
PENCILS MECHANICAL					9258
1 U KINGDOM		1051		7625	
49 DENMARK		452		2976	
54 FRANCE				349	
55 GERMANY W				5665	
559 JAPAN		409		3290	
990 U STATES		4717		60359	
		6629		80264	
PENS FOUNTAIN EXCPT BALL POINT					9259
1 U KINGDOM		1113		6034	
55 GERMANY W		87		12317	
67 ITALY		5373		77305	
516 HONG KONG		93		487	
559 JAPAN				620	
990 U STATES		2093		29830	
		8752		126523	
PENS N O P PENHOLDERS RULERS					9260
1 U KINGDOM		2040		23656	
54 FRANCE				3549	
55 GERMANY W		2952		19385	
67 ITALY				6573	
73 NETHRLNDS		174		1797	
516 HONG KONG		535		2104	
559 JAPAN		2028		29084	
990 U STATES		39565		253423	
		47294		339571	
PRECIOUS STONES NOT MOUNTED					9262
1 U KINGDOM		38798		353831	
43 AUSTRIA		61757		520975	
44 BELG LUX		205		510	
54 FRANCE		3899		44214	
55 GERMANY W		46489		498506	
67 ITALY		95		2692	
73 NETHRLNDS		169		6157	
82 SPAIN		1760		6025	
86 SWITZRLND		3389		21995	
246 CZECHO S		3960		96092	
427 UN SO AFR				597	
513 CEYLON		1399		26357	
516 HONG KONG		69		17733	
519 INDIA				15518	
553 CHINA COM		1251		5715	
559 JAPAN		41954		701176	
583 THAILAND		2087		8424	
614 AUSTRALIA		955		9342	
752 BRAZIL		292		3887	
758 COLOMBIA		686		1447	
874 MEXICO		536		7298	
886 P RICO				6068	
990 U STATES		79881		680100	
		289631		3034659	
PULLEYS BELT POWER TRANS NOP					9263
1 U KINGDOM		2628		28110	
44 BELG LUX				622	
55 GERMANY W				259	
85 SWEDEN				12490	
990 U STATES		50788		637328	
		53416		678809	
SHOW CASES AND METAL PARTS					9265
1 U KINGDOM				360	
55 GERMANY W				130	
990 U STATES		50669		320483	
		50669		320973	
SIGNS LETTERS OTHER THAN PAPER					9266
1 U KINGDOM		2675		36970	
44 BELG LUX		957		3950	
54 FRANCE		1100		3198	
55 GERMANY W		136		8360	
67 ITALY				1191	
73 NETHRLNDS				627	

IMPORTS BY COMMODITIES AND COUNTRIES

Commodity and Country	NOVEMBER 1961		JANUARY TO NOVEMBER 1961		Class Number
	Quantity	Value (\$)	Quantity	Value (\$)	
85 SWEDEN		230		2745	
86 SWITZRLND				759	
516 HONG KONG				466	
559 JAPAN		57		3114	
990 U STATES		78745		897538	
		83900		258218	
MEASURING RULES AND TAPES					9267
1 U KINGDOM		10154		101634	
49 DENMARK				96	
55 GERMANY W		2454		39283	
73 NETHRLNDS		1230		5563	
86 SWITZRLND				470	
516 HONG KONG				1191	
559 JAPAN		4284		26966	
990 U STATES		46236		454838	
		64358		630041	
WASTE AND JUNK N O P					9269
1 U KINGDOM	CWT	6	953	5075	
990 U STATES		116		177171	
		32913	1534011	182246	
		32919	1534964		
WAX VEGETABLE AND MINERAL NOP	LB				9270
1 U KINGDOM			269	465	
55 GERMANY W	18700	11583	57899	32585	
258 GERMANY E			119055	17260	
752 BRAZIL	14700	10621	378878	267438	
874 MEXICO	4752	2738	39715	22453	
990 U STATES	106033	66060	1167942	711315	
	144185	91002	1763758	1051516	
WAX AND MANUFACTURES					9271
1 U KINGDOM		1391		8865	
55 GERMANY W		48346		179775	
67 ITALY		443		2319	
86 SWITZRLND		1033		2322	
427 UN SO AFR		10784		28966	
990 U STATES		41884		541234	
		103881		763481	
PREFAB BLDGS PANELS STRUCTURES					9273
1 U KINGDOM		102653		1002029	
54 FRANCE				63622	
55 GERMANY W				12848	
67 ITALY		179605		1866788	
73 NETHRLNDS				7169	
990 U STATES		391124		3409364	
		673382		6361820	
UNENUMERATED ARTICLES					9274
990 U STATES				608188	
				608188	
SHIPMENTS UNDER 50 DOLLARS					9275
1 U KINGDOM		169815		1777466	
15 GIBRALTAR		4		4	
19 MALTA				206	
43 AUSTRIA		2523		30906	
44 BELG LUX		4012		35711	
49 DENMARK		4516		39802	
53 FINLAND		1535		7059	
54 FRANCE		16375		183947	
55 GERMANY W		32815		349863	
59 GREECE		605		3344	
63 ICELAND				342	
64 IRELAND		434		5365	
67 ITALY		10143		116145	
73 NETHRLNDS		10482		94864	
76 NORWAY		2278		17608	
78 PORTUGAL		1402		8621	
82 SPAIN		1840		16503	
85 SWEDEN		4852		49796	
86 SWITZRLND		6163		60767	
245 BULGARIA		100		165	
246 CZECHO S		1766		12793	
258 GERMANY E		433		5364	
262 HUNGARY		725		3732	
277 POLAND		1077		6841	
279 ROUMANIA		16		866	
287 U S S R		448		2018	
288 YUGO SLAV		1573		4025	
347 IRAN				113	
355 ISRAEL		185		6082	
358 JORDAN				316	
363 LEBANON				202	
382 TURKEY				118	
385 UAR EGYPT				603	
386 UAR SYRIA				3	
414 GHANA				294	
415 KENYA		106		829	
418 NIGERIA		20		374	
422 RHOD NYAS		146		196	
425 TANGANYKA		29		553	
426 UGANDA		16		46	
427 UN SO AFR		852		7180	
429 B AFR NES				132	
443 ALGERIA		49		370	
449 CONGO				104	
457 FR W AFR				50	
462 FR AF NES				122	
465 GUINEA				2	
473 MOROCCO		181		691	

IMPORTS BY COMMODITIES AND COUNTRIES

Commodity and Country	NOVEMBER 1961		JANUARY TO NOVEMBER 1961		Class Number
	Quantity	Value (\$)	Quantity	Value (\$)	
476 MOZAMBIQUE				474	
487 TUNISIA				148	
513 CEYLON				720	
516 HONG KONG		1 4785		109721	
519 INDIA		1674		12166	
524 MALAYA		44		998	
527 PAKISTAN		935		3678	
542 AFGHAN				8	
545 BURMA				103	
548 CAMB LAOS				47	
553 CHINA COM		947		2478	
556 INDONESIA				88	
559 JAPAN		19052		293931	
564 KOREA				654	
567 PHIL				573	
578 TAIWAN		156		2488	
583 THAILAND				483	
586 VIET NAM				238	
614 AUSTRALIA		1516		14779	
617 FIJI		52		191	
622 NEW ZEAL		456		1907	
629 B OCE NES				25	
716 B GUIANA		533		2411	
744 ARGENTINA		63		1670	
747 BOLIVIA				30	
752 BRAZIL		46		546	
755 CHILE				9553	
758 COLOMBIA				224	
763 ECUADOR		271		1968	
774 PERU		212		1454	
782 URUGUAY				194	
785 VENEZUELA		20		568	
813 BAHAMAS				2443	
815 BERMUDA		94		1435	
817 B HOND		189		3805	
822 BARBADOS		305		2861	
824 JAMAICA		745		5642	
826 LEEW WIND				117	
828 TRINIDAD		106		2016	
845 C RICA		165		411	
848 CUBA		109		1349	
855 DOM REP		10		353	
857 EL SALVD				172	
862 FR W IND				27	
864 GUATEMALA		120		3365	
867 HAITI		70		1068	
869 HONDURAS		236		3457	
874 MEXICO		1381		23061	
876 NETH ANT		112		112	
883 PANAMA				586	
886 P RICO		996		9838	
949 GREENLAND				80	
954 ST PIERRE				1548	
990 U STATES		4453555		47407602	
		4776471		50788367	

IMPORTS BY COMMODITIES AND COUNTRIES

Commodity and Country	NOVEMBER 1961		JANUARY TO NOVEMBER 1961		Class Number
	Quantity	Value (\$)	Quantity	Value (\$)	
<u>GROUP 10</u>					
<u>SPECIAL TRANSACTIONS NON TRADE</u>					
GOLD UNREFINED	TR OZ				9905
GOLD REFINED	TR OZ				9925
1 U KINGDOM	10	812	4054	144038	
55 GERMANY W			35	1503	
86 SWITZRLND	804	29462	1486	59392	
782 URUGUAY			4578	200000	
785 VENEZUELA			322	11390	
813 BAHAMAS	5762	209865	58516	2054929	
876 NETH ANT			3040	109124	
990 U STATES	378	14308	44321	1557416	
	6954	254447	116352	4137792	
GOLD COIN					9945
1 U KINGDOM		42620		384614	
43 AUSTRIA				1273	
55 GERMANY W		248		613	
86 SWITZRLNO		70466		613397	
785 VENEZUELA		22253		64998	
855 DOM REP				804654	
876 NETH ANT		169960		449342	
990 U STATES		222502		292398	
		528049		2611289	
CURRENT COIN N O P					9965
1 U KINGDOM		265		11538	
73 NETHRLNDS				600	
874 MEXICO				7523	
990 U STATES		65285		620027	
		65550		639688	
IMPORTS FOR DIPLOMATS ETC					9980
1 U KINGDOM		1015045		7947020	
43 AUSTRIA		2630		55300	
44 BELG LUX		122964		632230	
49 DENMARK		5027		60745	
53 FINLAND		90		9712	
54 FRANCE		441639		10438207	
55 GERMANY W		284838		3417456	
59 GREECE		537		184819	
64 IRELAND				16456	
67 ITALY		28453		303042	
73 NETHRLNDS		24763		150873	
76 NORWAY		781		43520	
78 PORTUGAL		314		40262	
82 SPAIN				14992	
85 SWEDEN		971		57410	
86 SWITZRLND		4394		96418	
246 CZECHO S		6690		40780	
277 POLAND		1438		27721	
287 U S S R		1535		8731	
288 YUGO SLAV		5800		11031	
347 IRAN		2524		3409	
352 IRAQ				1000	
355 ISRAEL		1878		14556	
363 LEBANON		250		1238	
369 SAUD ARAB				100	
382 TURKEY				305257	
385 UAR EGYPT		1095		195857	
386 UAR SYRIA				2485	
414 GHANA		1175		6570	
418 NIGERIA				25000	
427 UN SO AFR		250		23894	
429 B AFR NES				19558	
449 CONGO		16720		74033	
513 CEYLON				10358	
516 HONG KONG		200		12430	
519 INDIA		1157		30729	
524 MALAYA		60		15245	
527 PAKISTAN		3330		24106	
553 CHINA COM				284	
556 INDONESIA		525		7225	
559 JAPAN		7454		65053	
567 PHIL		400		7340	
578 TAIWAN				1431	
583 THAILAND				4110	
586 VIET NAM		150		14547	
614 AUSTRALIA		2246		19716	
622 NEW ZEAL		100		5704	
716 B GUIANA				2849	
744 ARGENTINA		66		5909	
752 BRAZIL		840		6843	
755 CHILE				3404	
758 COLOMBIA				107	
763 ECUADOR				1650	
774 PERU		252		2257	
785 VENEZUELA		473		4377	
815 BERMUDA				200	
822 BARBADOS				451	
824 JAMAICA		50		6684	
828 TRINIDAD		92		3816	
848 CURA				9881	

IMPORTS BY COMMODITIES AND COUNTRIES

Commodity and Country	NOVEMBER 1961		JANUARY TO NOVEMBER 1961		Class Number
	Quantity	Value (\$)	Quantity	Value (\$)	
855 DOM REP		1924		5406	
864 GUATEMALA		9125		9125	
867 HAITI				9493	
874 MEXICO		1171		19242	
876 NETH ANT		42500		46100	
883 PANAMA				1100	
886 P RICO		57		1615	
949 GREENLAND				250	
954 ST PIERRE		626		3720	
990 U STATES		5827200		61359593	
		7871799		85952032	
SETTLERS EFFECTS					9982
1 U KINGDOM		297024		2417769	
15 GIBRALTAR		208		208	
19 MALTA				5020	
43 AUSTRIA		1400		42064	
44 BELG LUX		33923		260597	
49 DENMARK		5850		73011	
53 FINLAND		1750		42184	
54 FRANCE		49382		409501	
55 GERMANY W		129887		1401225	
59 GREECE		8955		45710	
63 ICELAND				750	
64 IRELAND		1815		15778	
67 ITALY		42766		374020	
73 NETHRLNDS		41030		687830	
76 NORWAY		3410		51564	
78 PORTUGAL		2173		28763	
82 SPAIN		11650		48573	
85 SWEDEN		13145		62500	
86 SWITZRLND		14891		159059	
246 CZECHOS		500		5811	
262 HUNGARY		2120		18366	
277 POLAND		15595		62149	
279 ROUMANIA				3950	
287 U S S R		175		3100	
288 YUGO SLAV		660		8835	
316 CYPRUS				1550	
344 ETHIOPIA				1550	
347 IRAN		10897		19607	
352 IRAQ				600	
355 ISRAEL		1620		49757	
363 LEBANON				31693	
366 LIBYA				16942	
369 SAUD ARAB		9000		10017	
377 SUDAN				2204	
382 TURKEY		1550		30167	
385 UAR EGYPT		500		13459	
414 GHANA				4700	
415 KENYA				31060	
418 NIGERIA				9068	
422 RHOD NYAS		12055		50456	
425 TANGANYKA		110		3245	
427 UN SO AFR		11005		188254	
429 B AFR NES				1350	
443 ALGERIA		400		12455	
446 ANGOLA				3900	
449 CONGO				3455	
468 LIBERIA		330		827	
473 MOROCCO		12775		25235	
479 PT AF NES				1000	
487 TUNISIA				1770	
513 CEYLON		466		4351	
516 HONG KONG		3467		74343	
519 INDIA		10475		76098	
524 MALAYA		7159		24549	
527 PAKISTAN		654		94467	
529 B E I NES				60	
545 BURMA				500	
548 CAMB LAOS				575	
553 CHINA COM				8100	
556 INDONESIA				2602	
559 JAPAN		1790		49737	
564 KOREA				1650	
567 PHIL				12879	
578 TAIWAN		60		2295	
583 THAILAND		3440		5325	
586 VIET NAM				5280	
614 AUSTRALIA		6513		182694	
617 FIJI		3500		4000	
622 NEW ZEAL		3230		34460	
716 B GUIANA		2000		28824	
744 ARGENTINA				27613	
747 BOLIVIA		100		4100	
752 BRAZIL		6500		73035	
755 CHILE				2500	
758 COLOMBIA				39501	
763 ECUADOR				7190	
774 PERU				17675	
782 URUGUAY				425	
785 VENEZUELA		25953		211003	
813 BAHAMAS				11991	
815 BERMUOA		1500		22607	
822 BARBADOS				4235	
824 JAMAICA		7105		70974	
826 LEEW WIND				2100	

IMPORTS BY COMMODITIES AND COUNTRIES

Commodity and Country	NOVEMBER 1961		JANUARY TO NOVEMBER 1961		Class Number
	Quantity	Value (\$)	Quantity	Value (\$)	
828 TRINIDAD		835		23779	
845 C RICA				1500	
848 CUBA				24963	
855 DOM REP				2676	
862 FR W IND				1000	
867 HAITI				7795	
874 MEXICO				53612	
876 NETH ANT				8735	
879 NICARAGUA				1700	
883 PANAMA				711	
886 P RICO				300	
954 ST PIERRE		150		650	
990 U STATES		1626533		21780855	
		2449981		29758672	
PRIVATE DONATIONS AND GIFTS					9984
1 U KINGDOM		18809		160166	
43 AUSTRIA				470	
44 BELG LUX		100		1667	
49 DENMARK		900		7406	
53 FINLAND				1200	
54 FRANCE		1610		12154	
55 GERMANY W		2013		17547	
59 GREECE				50	
64 IRELAND				850	
67 ITALY		100		2696	
73 NETHRLNDS		1950		13496	
76 NORWAY		5627		9948	
82 SPAIN				166	
85 SWEDEN		1050		4694	
86 SWITZRLND		100		5564	
262 HUNGARY		2300		2300	
277 POLAND				100	
382 TURKEY				50	
415 KENYA				3300	
427 UN SO AFR				3212	
516 HONG KONG				288	
519 INDIA		50		50	
524 MALAYA				1700	
559 JAPAN		248		398	
614 AUSTRALIA				2206	
622 NEW ZEAL				200	
716 B GUIANA				290	
758 COLOMBIA				2000	
785 VENEZUELA				80	
813 BAHAMAS				50	
815 BERMUDA				1918	
822 BARBADOS				1162	
828 TRINIDAD		63		63	
869 HONDURAS				500	
874 MEXICO				155	
886 P RICO				75	
954 ST PIERRE				60	
990 U STATES		46813		503034	
		81733		761265	
TOURIST PURCHASES DUTY FREE					9986
1 U KINGDOM		403184		4370341	
15 GIBRALTAR		365		3798	
19 MALTA		230		2201	
43 AUSTRIA		11435		133306	
44 BELG LUX		3496		46757	
49 DENMARK		22198		148181	
53 FINLAND		1651		18849	
54 FRANCE		88840		971342	
55 GERMANY W		94548		977818	
59 GREECE		2809		40392	
63 ICELAND		428		1859	
64 IRELAND		17700		164289	
67 ITALY		63985		755384	
73 NETHRLNDS		32129		375636	
76 NORWAY		7495		59555	
78 PORTUGAL		5193		63156	
82 SPAIN		10803		143871	
85 SWEDEN		6328		50537	
86 SWITZRLND		24272		329812	
245 BULGARIA		95		672	
246 CZECHOS		784		18577	
258 GERMANY E				187	
262 HUNGARY		610		5386	
277 POLAND		520		17728	
279 ROUMANIA		140		821	
287 U S S R		518		25257	
288 YUGO SLAV		264		5196	
316 CYPRUS				39	
329 B M E NES				971	
344 ETHIOPIA		220		766	
347 IRAN		283		2794	
352 IRAQ		1039		1722	
355 ISRAEL		7301		128560	
358 JORDAN		103		1600	
363 LEBANON		1511		7862	
366 LIBYA				1164	
369 SAUD ARAB				36	
374 SOMALIA				80	
382 TURKEY		148		3131	
385 UAR EGYPT		10232		125940	
386 UAR SYRIA		769		2264	

IMPORTS BY COMMODITIES AND COUNTRIES

Commodity and Country	NOVEMBER 1961		JANUARY TO NOVEMBER 1961		Class Number
	Quantity	Value (\$)	Quantity	Value (\$)	
414 GHANA		101		617	
415 KENYA		64		3957	
418 NIGERIA		1264		1828	
422 RHOD NYAS				573	
425 TANGANYKA				30	
427 UN SO AFR		906		6138	
429 B AFR NES		55		15299	
443 ALGERIA		39		293	
449 CONGO		2281		18442	
454 FR EQ AFR				568	
468 LIBERIA				100	
473 MOROCCO		600		6593	
484 SPAN AFR				623	
487 TUNISIA				143	
513 CEYLON		93		1052	
516 HONG KONG		26483		261938	
519 INDIA		2516		41454	
524 MALAYA		620		6466	
527 PAKISTAN		643		5382	
556 INDONESIA				218	
559 JAPAN		25203		304317	
564 KOREA		193		263	
567 PHIL				157	
578 TAIWAN		149		4262	
583 THAILAND				1652	
586 VIET NAM		125		3053	
614 AUSTRALIA		2394		53831	
617 FIJI		376		4435	
622 NEW ZEAL		1028		13711	
654 FR NE OCE		167		2326	
716 B GUIANA		42		2929	
744 ARGENTINA		986		13488	
747 BOLIVIA				1017	
752 BRAZIL		2800		25562	
755 CHILE		49		2685	
758 COLOMBIA		609		2903	
763 ECUADOR		330		910	
769 PARAGUAY				49	
774 PERU		1591		12241	
777 SURINAM				152	
782 URUGUAY		201		350	
785 VENEZUELA		123		9111	
813 BAHAMAS		15002		212156	
815 BERMUDA		22803		330542	
822 BARBADOS		9550		110453	
824 JAMAICA		18958		289356	
826 LEEW WIND		837		5211	
828 TRINIDAD		1033		21486	
845 C RICA		89		357	
848 CUBA		262		4191	
855 DOM REP		100		513	
862 FR W IND		196		1163	
864 GUATEMALA		145		3197	
867 HAITI		733		30366	
869 HONDURAS				217	
874 MEXICO		30713		475340	
876 NETH ANT		449		19077	
879 NICARAGUA		51		153	
883 PANAMA		1110		5660	
886 PRICO		1000		40178	
887 VIRGIN IS		754		14593	
949 GREENLAND		491		7708	
954 ST PIERRE		1838		59218	
990 U STATES		3928593		56386460	
		4928364		67856550	
IMPORTS FOR EXHIB COMPETITION					9988
1 U KINGDOM		34041		605409	
54 FRANCE		9662		29757	
55 GERMANY W				22807	
67 ITALY		55164		72164	
73 NETHRLNDS				69674	
85 SWEDEN				1500	
86 SWITZRLND				2225	
277 POLAND				23825	
288 YUGO SLAV				47000	
427 UN SO AFR		275		2550	
516 HONG KONG		2450		2450	
614 AUSTRALIA				1520	
752 BRAZIL				7245	
774 PERU		1000		1000	
815 BERMUDA				5000	
828 TRINIDAD				5730	
848 CUBA				500	
874 MEXICO				328065	
883 PANAMA		811		811	
990 U STATES		663955		10120265	
		767358		11349497	
MOTION PICT FILM NOT SOLD EXP	FT				9990
1 U KINGDOM	22869	1826	564868	50224	
54 FRANCE	158420	6942	1390880	82223	
55 GERMANY W			7200	576	
67 ITALY			5000	638	
246 CZECHO S			16844	1348	
279 ROUMANIA			10450	836	
355 ISRAEL	29400	3418	29400	3418	
385 UAR EGYPT	133624	3500	293219	25570	

IMPORTS BY COMMODITIES AND COUNTRIES

Commodity and Country	NOVEMBER 1961		JANUARY TO NOVEMBER 1961		Class Number
	Quantity	Value (\$)	Quantity	Value (\$)	
449 CONGO	295198	7500	444346	25500	
519 INDIA			3000	500	
559 JAPAN	4645	2586	4645	2586	
614 AUSTRALIA	1224	150	64622	5326	
622 NEW ZEAL			2200	176	
752 BRAZIL	2900	654	2900	654	
782 URUGUAY			3064	1200	
785 VENEZUELA			28000	1025	
815 BERMUDA			16979	800	
822 BARBADOS			25500	2140	
848 CUBA			10000	800	
862 FR W IND			6000	480	
867 HAITI			25100	2008	
874 MEXICO			500	640	
886 P RICO			96072	3966	
954 ST PIERRE	12800	1024	129488	10058	
990 U STATES	1047595	66398	16403980	1402234	
	1708675	93998	19584257	1624926	
PHOTO FILM PLATES NOT SOLD EXP					9992
1 U KINGDOM		240		5758	
54 FRANCE		740		3671	
385 UAR EGYPT		1000		7050	
527 PAKISTAN				1640	
614 AUSTRALIA				5256	
815 BERMUDA				50	
824 JAMAICA				810	
867 HAITI				522	
990 U STATES		3855		96870	
		5835		121627	

Value, Price and Volume Indexes of Imports

The following table gives index numbers of the declared (statistical) value of imports by months, and of the unit value (price) and volume of these imports. The value index expresses the value of imports in a given month as a percentage of the monthly average in the base year. The price index is of the fixed-weight aggregative (Laspeyres) type, and combines unit values calculated from the monthly import statistics with specified wholesale or other price quotations. These latter quotations are used where inadequate quantity reporting or insufficiently homogeneous items in the trade statistics prevent the obtaining of sufficiently representative unit value series. The volume index is derived by dividing the value index by the corresponding price index, and is, therefore, of the currently-weighted (Paasche) type. These indexes are computed with 1948 as an interim reference base pending conversion to the Bureau's official post-war reference base (1949).

In computing the price index certain adjustments were made to the regular grouping of commodities used in the trade statistics, and all three indexes are presented on the basis of these adjusted groups. The chief adjustments are as follows: the two groups "agricultural and vegetable products" and "animals and animal products" have been combined into one group now titled "agricultural and animal products"; the sub-group "rubber and its products" (1678-1732) and the item "advertising matter" (4291) have been transferred to the "miscellaneous products" group; three "ships" items (9155-57) have been transferred to the "iron and steel and their products" group; and a few other adjustments designed to improve group classification by component material have been made. Beginning with statistics for January, 1960, the trade totals used for the purpose of all three indexes are also adjusted for "Special Transactions - Non-Trade" as described in the blue pages of the January, 1960, issue of this report. It should be noted that the item "arms, etc., British or N.A.T.O. countries" (9196) was already being deducted for index purposes from the "miscellaneous products" group and from the grand total prior to January, 1960.

These indexes are currently computed from the original data for months, quarters and calendar years. Approximate indexes for other periods may be obtained by averaging the monthly values. Although such indexes will be less accurate than would result from a separate computation based on the original data, the margin of error is insufficient to necessitate a lengthy separate computation.

A complete record of these series by months for the post-war period is published in issues of Volume I of the annual report "Trade of Canada". Some additional commodity information appears in issues of the "Review of Foreign Trade". Details of the computation of the price indexes are given in D.B.S. Reference Paper, No. 8, 1950, titled "Export and Import Price Indexes by Months, July, 1945-June, 1950 (1948 = 100)".

MONTHLY INDEX NUMBERS OF DECLARED VALUES, PRICES AND PHYSICAL VOLUME OF IMPORTS, BY GROUPS

Interim base, 1948 = 100

	Month	Total			Agricultural and Animal Products			Fibres and Textiles			Wood Products and Paper		
		1959	1960	1961	1959	1960	1961	1959	1960	1961	1959	1960	1961
INDEX OF DECLARED VALUES													
1	January	184.8	183.1	197.6	152.9	130.7	151.7	111.3	122.2	129.3	316.5	321.1	363.0
2	February	174.9	207.5	181.1	132.4	149.5	149.9	109.8	135.8	117.0	355.3	396.2	359.0
3	March	198.3	217.2	211.1	151.0	159.5	177.5	112.6	136.0	148.0	344.2	385.9	371.4
4	April	237.2	218.6	201.1	186.8	187.0	169.2	136.0	126.6	118.4	374.9	347.8	336.2
5	May	231.9	236.5	251.8	216.4	215.7	240.5	131.5	121.7	138.3	356.4	384.4	395.0
6	June	234.9	223.0	227.4	191.5	193.8	215.8	126.0	127.1	120.5	384.0	382.9	410.4
7	July	219.3	194.2	210.9	175.3	161.9	183.0	119.7	123.0	111.8	350.2	332.4	393.7
8	August	195.9	203.7	225.4	168.5	178.4	189.6	115.4	129.2	144.5	406.0	368.9	433.5
9	September	205.6	195.9	213.1	189.1	167.0	194.9	119.3	107.0	138.0	421.7	370.8	407.2
10	October	220.2	205.0	254.4	200.5	200.1	239.4	120.0	112.1	149.2	423.5	380.1	444.3
11	November	220.1	235.3	260.9	224.1	248.8	253.7	129.6	130.5	150.3	391.4	374.0	437.9
12	December	201.9	197.1		198.3	208.5		119.6	110.5		353.7	322.6	
AI	Annual Index	210.4	209.8		182.2	183.4		120.9	124.6		373.1	363.9	
INDEX OF PRICES													
1	January	114.9	114.8	118.1	91.4	88.8	94.0	83.7	87.6	93.8	140.0	139.9	144.6
2	February	115.8	114.7	118.3	91.2	88.9	95.0	83.8	87.2	94.0	140.5	140.0	144.9
3	March	115.7	114.1	117.8	93.7	89.8	95.0	83.4	87.3	94.3	140.2	140.4	144.4
4	April	115.0	116.1	118.1	92.4	91.6	96.2	79.9	86.3	93.0	140.0	141.3	145.3
5	May	114.7	116.8	118.1	93.4	90.4	96.2	80.6	87.2	91.8	139.7	142.4	144.2
6	June	114.7	118.1	118.8	93.4	93.0	97.1	81.0	87.6	91.1	139.6	142.6	144.6
7	July	114.2	117.6	120.9	91.7	91.3	96.3	80.5	88.6	89.8	139.7	142.9	144.7
8	August	114.1	116.6	121.2	91.1	92.0	95.8	82.3	88.5	91.9	139.5	143.1	144.6
9	September	113.8	117.0	121.5	92.5	92.7	94.6	82.6	88.9	93.2	139.3	143.1	144.4
10	October	113.5	116.8	121.5	93.2	94.1	95.5 ^F	81.7	89.7	96.1 ^F	138.8	143.5	144.3
11	November	113.5	116.0	121.6	90.4	92.9	95.2	83.4	89.8	95.8	139.2	143.4	146.2
12	December	114.2	116.5		89.1	92.3		85.5	91.4		139.4	143.9	
AI	Annual Index	114.4	116.1		91.3	91.1		82.3	88.0		139.7	142.2	
INDEX OF PHYSICAL VOLUME													
1	January	160.8	159.5	167.3	167.3	147.2	161.4	133.0	139.5	137.8	226.1	229.5	251.0
2	February	151.0	180.9	153.1	145.2	168.2	157.8	131.0	155.7	125.1	252.9	283.0	247.8
3	March	171.4	190.4	179.2	161.2	177.6	186.8	135.0	155.8	156.9	245.5	274.9	257.2
4	April	206.3	188.3	170.3	202.2	204.1	175.9	170.2	146.7	127.3	267.8	246.1	231.4
5	May	202.2	202.5	213.2	231.7	238.6	250.0	163.2	139.6	150.7	255.1	269.9	273.9
6	June	204.8	188.8	191.4	205.0	208.4	222.2	155.6	145.1	132.3	275.1	268.5	283.8
7	July	192.0	165.1	174.4	191.2	177.3	190.0	148.7	138.8	124.5	250.7	232.6	272.1
8	August	171.7	174.7	186.0	185.0	193.9	197.9	140.2	146.0	157.2	291.0	257.8	299.8
9	September	180.7	167.4	175.4	204.4	180.2	206.0	144.4	120.4	148.1	302.7	259.1	282.0
10	October	194.0	175.5	209.4	215.1	212.6	250.7 ^F	146.9	125.0	155.3 ^F	305.1	264.9	307.9
11	November	193.9	202.8	214.6	247.9	267.8	266.5	155.4	145.3	156.9	271.1	260.8	299.5
12	December	176.8	169.2		222.6	225.9		139.9	120.9		253.7	224.2	
AI	Annual Index	183.9	180.7		199.6	201.3		146.9	141.6		267.1	255.9	

^F Revised figures.

MONTHLY INDEX NUMBERS OF DECLARED VALUES, PRICES AND PHYSICAL VOLUME OF IMPORTS, BY GROUPS

Interim base, 1948 = 100

Iron and Steel and their Products			Non-Ferrous Metals and their Products			Non-Metallic Minerals and their Products			Chemicals and Fertilizers			Miscellaneous Products			
1959	1960	1961	1959	1960	1961	1959	1960	1961	1959	1960	1961	1959	1960	1961	
INDEX OF DECLARED VALUES															
238.0	249.6	231.7	249.7	265.1	319.4	104.8	93.6	100.1	225.1	230.1	255.2	254.3	307.7	482.8	1
220.7	281.5	215.1	245.9	300.4	257.7	94.9	91.8	89.9	240.6	253.7	257.0	333.5	416.5	409.1	2
264.7	300.3	264.9	288.1	323.9	291.3	100.3	97.3	86.2	280.8	284.5	348.5	367.4	389.2	430.1	3
331.1	296.2	248.0	327.5	295.6	282.7	102.0	89.9	96.3	297.6	299.1	294.9	489.9	457.4	469.0	4
313.7	312.5	315.5	286.0	331.0	362.1	115.3	111.8	124.0	304.4	322.2	351.9	398.6	421.7	501.5	5
325.2	289.9	277.7	341.2	303.5	325.1	112.5	115.1	110.1	308.2	322.3	334.9	410.8	395.1	478.3	6
298.4	239.8	253.9	301.2	271.0	331.4	122.4	113.2	108.8	260.6	256.7	300.9	390.6	363.8	453.7	7
217.3	221.7	254.6	375.1	339.6	322.5	121.3	131.3	130.3	255.6	287.1	312.8	330.8	382.0	509.7	8
233.7	219.0	234.8	316.3	317.8	331.8	131.9	126.8	125.6	264.2	288.2	299.1	357.9	381.0	421.1	9
260.6	237.1	278.1	340.1	311.1	400.0	132.8	114.6	135.5	310.0	294.1	357.1	377.1	393.3	620.9	10
249.1	267.1	281.8	326.8	341.2	423.6	131.3	129.2	134.4	313.4	328.3	376.4	382.1	489.8	646.1	11
242.8	219.8		288.7	266.5		119.0	105.9		248.5	266.5		343.4	468.2		12
266.3	261.2		307.2	305.6		115.7	110.0		275.7	286.1		377.4	405.5		AI
INDEX OF PRICES															
144.9	144.7	150.1	134.2	136.7	141.3	103.4	99.1	98.9	112.6	110.0	113.9	111.0	125.1	116.0	1
147.1	144.2	149.9	135.2	137.3	139.8	104.4	98.9	100.1	111.1	110.0	113.9	111.7	125.9	115.2	2
146.1	144.1	149.7	135.2	136.9	136.5	103.4	96.3	99.6	111.2	109.6	113.8	112.4	125.0	111.9	3
145.2	145.9	150.0	135.1	138.3	138.6	104.8	100.8	100.2	111.8	111.0	113.8	111.6	126.2	110.1	4
144.7	147.8	149.5	135.1	139.6	138.7	102.3	100.5	101.4	112.4	111.7	113.9	113.8	128.6	110.2	5
143.8	148.7	152.3	134.7	139.8	139.7	103.2	102.1	99.6	110.9	112.2	114.6	114.7	131.8	113.5	6
143.5	148.1	156.7	135.4	137.8	144.4	101.9	101.5	101.9	111.2	113.5	119.2	118.0	132.0	114.5	7
143.2	146.4	156.3	135.1	138.0	146.7	101.6	99.2	102.2	110.9	113.3	120.5	118.1	130.7	114.4	8
142.8	146.8	156.2	134.5	137.6	145.4	99.6	100.8	103.9	111.4	112.8	118.8	118.8	127.0	115.9	9
142.4	147.5	156.0	134.9	139.5	143.1	98.6	98.3	102.2 ^F	109.6	113.4	118.6	119.6	121.3	116.8 ^F	10
143.4	146.2	156.8	135.3	138.2	144.0	98.2	98.0	101.3	110.0	112.3	117.5	120.2	120.1	118.8	11
143.6	148.3		135.6	138.6		99.7	97.4		109.9	113.5		122.5	117.1		12
144.2	146.5		135.1	138.3		101.8	99.1		110.9	111.9		116.3	125.7		AI
INDEX OF PHYSICAL VOLUME															
164.3	172.5	154.4	186.1	193.9	226.0	101.4	94.5	101.2	199.9	209.2	224.1	229.1	246.0	416.2	1
150.0	195.2	143.5	181.9	218.8	184.3	90.9	92.8	89.8	216.6	230.6	225.6	298.6	330.8	355.1	2
181.2	208.4	177.0	213.1	236.6	213.4	97.0	101.0	86.5	252.5	259.6	306.2	326.9	311.4	384.4	3
228.0	203.0	165.3	242.4	213.7	204.0	97.3	89.2	96.1	266.2	269.5	259.1	439.0	362.4	426.0	4
216.8	211.4	211.0	211.7	237.1	261.1	112.7	111.2	122.3	270.8	288.5	309.0	350.3	327.9	455.1	5
226.1	195.0	182.3	253.3	217.1	232.3	109.0	112.7	110.5	277.9	287.3	292.2	358.2	299.8	421.4	6
207.9	161.9	162.0	222.5	196.7	229.5	120.1	111.5	106.8	234.4	226.2	252.4	331.0	275.6	396.2	7
151.7	151.4	162.9	277.6	246.1	219.8	119.4	132.4	127.5	230.5	253.4	259.6	280.1	292.3	445.5	8
163.7	149.2	150.3	235.2	231.0	228.2	132.4	125.8	120.9	237.2	255.5	251.8	301.3	300.0	363.3	9
183.0	160.7	178.3	252.1	223.0	279.5	134.7	116.6	132.6 ^F	282.8	259.3	301.1	315.3	324.2	531.6 ^F	10
173.7	182.7	179.7	241.5	246.9	294.2	133.7	131.8	132.7	284.9	292.3	320.3	317.9	407.8	543.9	11
169.1	148.2		212.9	192.3		119.4	108.7		226.1	234.8		280.3	399.8		12
184.7	178.3		227.4	221.0		113.7	111.0		248.6	255.7		324.5	322.6		AI

CATALOGUE No.

65-007

MONTHLY



TRADE OF CANADA

IMPORTS

DECEMBER, 1961

AND

TWELVE MONTHS ENDED DECEMBER, 1961

DOMINION BUREAU OF STATISTICS

International Trade Division

External Trade Section

CHANGES IN IMPORT STATISTICAL CLASSIFICATION

I. CHANGES EFFECTIVE OCTOBER 1, 1961

Classes Renumbered

<u>Class</u>	<u>Description</u>	<u>Unit of Quantity</u>	<u>Ex Class</u>
154	Ketchup	Gal.	156
175	Cereals, unmilled n.o.p.	Bu.	161
5147	Sheet and strip, silicon steel	Cwt.	5146
5148	Sheet and strip, alloy steel n.o.p.	Cwt.	5145

II. CHANGES EFFECTIVE NOVEMBER 1, 1961

Classes Renumbered

<u>Class</u>	<u>Description</u>	<u>Unit of Quantity</u>	<u>Ex Class</u>
6331	Gas, coal oil or other lighting fixtures, appliances and parts n.o.p.	\$	6181
6332	Gas mantles, gas burners	\$	6182
6333	Gas meters and parts	\$	6183

Changes in Description and Class Code

<u>Class</u>	<u>Description</u>	<u>Unit of Quantity</u>	<u>Ex Class</u>
44	Raspberries, frozen	Lb.	43
46	Strawberries, frozen	Lb.	45
48	Fruits and berries, frozen n.o.p.	Lb.	47

CHANGES AFFECTING PREVIOUS REPORTS
Cumulative Totals adjusted in December Report

1961
Import
List No. 12

IMPORTS

January, 1961

Class Number

3001 - Deduct from United States	-	\$ 1,133,563
7034 - Deduct from United Kingdom	-	\$ 63
7046 - Add to United Kingdom	-	\$ 63
7034 - Deduct from United Kingdom	-	\$ 23,416
7035 - Add to United Kingdom	79,416 sq. ft.	\$ 23,416
7032 - Deduct from Germany West	-	\$ 4,368
7034 - Deduct from Germany West	-	\$ 107
7035 - Add to Germany West	20,540 sq. ft.	\$ 4,475
7034 - Deduct from Italy	-	\$ 589
7035 - Add to Italy	1,500 sq. ft.	\$ 589
7032 - Deduct from Japan	-	\$ 23,019
7034 - Deduct from Japan	-	\$ 55
7035 - Add to Japan	134,070 sq. ft.	\$ 23,074
7032 - Deduct from United States	-	\$ 10,587
7034 - Deduct from United States	-	\$ 2,509
7029 - Add to United States	-	\$ 1,737
7035 - Add to United States	22,926 sq. ft.	\$ 11,359
7153 - Deduct from Iran	-	\$ 50,278
7153 - Deduct from Saudi Arabia	-	\$ 512,249

February, 1961

Class Number

3001 - Deduct from United States	-	\$ 570,889
7034 - Deduct from United Kingdom	-	\$ 10,021
7035 - Add to United Kingdom	28,642 sq. ft.	\$ 10,021
7032 - Deduct from Italy	-	\$ 330
7035 - Add to Italy	711 sq. ft.	\$ 330
7032 - Deduct from Japan	-	\$ 1,110
7034 - Deduct from Japan	-	\$ 821
7035 - Add to Japan	8,700 sq. ft.	\$ 1,931
7032 - Deduct from United States	-	\$ 715
7034 - Deduct from United States	-	\$ 1,937
7035 - Add to United States	5,649 sq. ft.	\$ 2,652
7153 - Deduct from Iran	-	\$ 280,024
7153 - Deduct from Saudi Arabia	-	\$ 673,251

CHANGES AFFECTING PREVIOUS REPORTS - Continued
 Cumulative Totals adjusted in December Report

IMPORTS	1961 Import List No. 12
<u>March, 1961</u>	
Class Number	
3001 - Deduct from United States	\$ 1,429,402
7034 - Deduct from United Kingdom	\$ 21,580
7035 - Add to United Kingdom	42,595 sq. ft. \$ 21,580
7032 - Deduct from Germany West	\$ 924
7035 - Add to Germany West	2,644 sq. ft. \$ 924
7032 - Deduct from Italy	\$ 477
7035 - Add to Italy	1,130 sq. ft. \$ 477
7032 - Deduct from Japan	\$ 6,002
7034 - Deduct from Japan	\$ 541
7035 - Add to Japan	33,470 sq. ft. \$ 6,543
7032 - Deduct from United States	\$ 494
7034 - Deduct from United States	\$ 4,411
7029 - Add to United States	\$ 3,418
7035 - Add to United States	2,589 sq. ft. \$ 1,487
7153 - Deduct from Iran	\$ 169,756
7153 - Deduct from Saudi Arabia	\$ 572,550
<u>April, 1961</u>	
Class Number	
3001 - Deduct from United States	\$ 1,071,500
7034 - Deduct from United Kingdom	\$ 15,533
7035 - Add to United Kingdom	50,492 sq. ft. \$ 15,533
7032 - Deduct from Germany West	\$ 431
7034 - Deduct from Germany West	\$ 69
7035 - Add to Germany West	2,304 sq. ft. \$ 500
7032 - Deduct from Italy	\$ 1,769
7034 - Deduct from Italy	\$ 180
7035 - Add to Italy	4,453 sq. ft. \$ 1,949
7034 - Deduct from Spain	\$ 498
7035 - Add to Spain	9,445 sq. ft. \$ 498
7034 - Deduct from Czechoslovakia	\$ 861
7035 - Add to Czechoslovakia	6,050 sq. ft. \$ 861
7032 - Deduct from Japan	\$ 18,884
7034 - Deduct from Japan	\$ 3,554
7035 - Add to Japan	84,129 sq. ft. \$ 22,438
7032 - Deduct from United States	\$ 295
7034 - Deduct from United States	\$ 8,186
7035 - Add to United States	19,943 sq. ft. \$ 8,481
7153 - Deduct from Saudi Arabia	\$ 296,046

CHANGES AFFECTING PREVIOUS REPORTS - Continued
 Cumulative Totals adjusted in December Report

IMPORTS	1961 Import List No. 12
<u>May, 1961</u>	
Class Number	
3001 - Deduct from United States	\$ 445,599
7034 - Deduct from United States	\$ 121
7027 - Add to United States	\$ 121
7034 - Deduct from United Kingdom	\$ 53,916
7035 - Add to United Kingdom	335,263 sq. ft. \$ 53,916
7034 - Deduct from Belgium and Luxembourg	\$ 191
7035 - Add to Belgium and Luxembourg	500 sq. ft. \$ 191
7032 - Deduct from Germany West	\$ 228
7034 - Deduct from Germany West	\$ 131
7035 - Add to Germany West	1,315 sq. ft. \$ 359
7032 - Deduct from Italy	\$ 6,004
7034 - Deduct from Italy	\$ 3,952
7035 - Add to Italy	19,921 sq. ft. \$ 9,956
7034 - Deduct from Czechoslovakia	\$ 1,097
7035 - Add to Czechoslovakia	7,896 sq. ft. \$ 1,097
7032 - Deduct from Japan	\$ 5,195
7034 - Deduct from Japan	\$ 1,645
7035 - Add to Japan	40,152 sq. ft. \$ 6,840
7032 - Deduct from United States	\$ 1,120
7034 - Deduct from United States	\$ 8,624
7035 - Add to United States	17,422 sq. ft. \$ 9,744
7070 - Deduct from United States	982,672 gal. \$ 393,030
7070 - Add to U.S.S.R.	982,672 gal. \$ 393,030
7153 - Deduct from Iran	\$ 222,416
7153 - Deduct from Saudi Arabia	\$ 176,225
<u>June, 1961</u>	
Class Number	
3001 - Deduct from United States	\$ 281,911
7034 - Deduct from United Kingdom	\$ 31,531
7035 - Add to United Kingdom	198,282 sq. ft. \$ 31,531
7034 - Deduct from Germany West	\$ 2,731
7035 - Add to Germany West	6,729 sq. ft. \$ 2,731
7032 - Deduct from Italy	\$ 1,952
7034 - Deduct from Italy	\$ 119
7035 - Add to Italy	4,761 sq. ft. \$ 2,071

CHANGES AFFECTING PREVIOUS REPORTS - Continued
 Cumulative Totals adjusted in December Report

IMPORTS

1961
 Import
 List No. 12

June, 1961 - Concluded

Class Number			
7032 - Deduct from Japan	-		\$ 15,460
7034 - Deduct from Japan	-		\$ 621
7035 - Add to Japan	93,468 sq. ft.		\$ 16,081
7032 - Deduct from United States	-		\$ 568
7034 - Deduct from United States	-		\$ 10,121
4169 - Add to United States	67,156 lb.		\$ 3,384
7035 - Add to United States	13,989 sq. ft.		\$ 7,305
7153 - Deduct from Iran	-		\$ 156,198
7153 - Deduct from Saudi Arabia	-		\$ 370,397

July, 1961

Class Number			
3001 - Deduct from United States	-		\$ 46,109
7153 - Deduct from Iran	-		\$ 186,720
7153 - Deduct from Saudi Arabia	-		\$ 684,691
8036 - Deduct from United States	186,540 gal.		-

August, 1961

Class Number			
3001 - Deduct from United States	-		\$ 919,683
7153 - Deduct from Iran	-		\$ 312,415
7153 - Deduct from Saudi Arabia	-		\$ 576,455

September, 1961

Class Number			
3001 - Deduct from United States	-		\$ 927,117
7153 - Deduct from Iran	-		\$ 285,480
7153 - Deduct from Saudi Arabia	-		\$ 575,294

October, 1961

Class Number			
3001 - Deduct from United States	-		\$ 1,136,872

November, 1961

Class Number			
3001 - Deduct from United States	-		\$ 1,052,748

CHANGES AFFECTING PREVIOUS REPORTS - Continued
 Cumulative Totals adjusted in Volume III of the Annual Report
 of the Trade of Canada for 1961

IMPORTS	1961 Import List No. 12
<hr/>	
<u>January, 1960</u>	
Class Number	
3001 - Deduct from United States	\$ 533,335
7153 - Deduct from Iran	\$ 115,453
7153 - Deduct from Saudi Arabia	\$ 308,196
<u>February, 1960</u>	
Class Number	
3001 - Deduct from United States	\$ 653,505
7153 - Deduct from Iran	\$ 72,788
7153 - Deduct from Saudi Arabia	\$ 225,110
<u>March, 1960</u>	
Class Number	
3001 - Deduct from United States	\$ 718,777
7153 - Deduct from Iran	\$ 63,895
7153 - Deduct from Saudi Arabia	\$ 275,135
<u>April, 1960</u>	
Class Number	
3001 - Deduct from United States	\$ 381,367
7153 - Deduct from Iran	\$ 41,127
7153 - Deduct from Saudi Arabia	\$ 79,804
<u>May, 1960</u>	
Class Number	
3001 - Deduct from United States	\$ 614,669
7153 - Deduct from Iran	\$ 36,932
7153 - Deduct from Saudi Arabia	\$ 34,094
<u>June, 1960</u>	
Class Number	
3001 - Deduct from United States	\$ 579,731
7153 - Deduct from Saudi Arabia	\$ 224,176
<u>July, 1960</u>	
Class Number	
3001 - Deduct from United States	\$ 641,697
7153 - Deduct from Iran	\$ 50,214
7153 - Deduct from Saudi Arabia	\$ 76,223

CHANGES AFFECTING PREVIOUS REPORTS - Concluded
 Cumulative Totals adjusted in Volume III of the Annual Report
 of the Trade of Canada for 1961

1961
 Import
 List No. 12

IMPORTS

August, 1960

Class Number

3001 - Deduct from United States	-		\$ 88,233
7153 - Deduct from Iran	-		\$ 80,842
7153 - Deduct from Saudi Arabia	-		\$ 240,966

September, 1960

Class Number

3001 - Deduct from United States	-		\$ 37,604
7153 - Deduct from Iran	-		\$ 90,016
7153 - Deduct from Saudi Arabia	-		\$ 249,332

October, 1960

Class Number

3001 - Deduct from United States	-		\$ 444,450
7153 - Deduct from Iran	-		\$ 29,433
7153 - Deduct from Saudi Arabia	-		\$ 177,510

November, 1960

Class Number

3001 - Deduct from United States	-		\$ 890,491
7153 - Deduct from Iran	-		\$ 29,214
7153 - Deduct from Saudi Arabia	-		\$ 257,543

December, 1960

Class Number

3001 - Deduct from United States	-		\$ 977,280
7153 - Deduct from Iran	-		\$ 119,874
7153 - Deduct from Saudi Arabia	-		\$ 223,537

DOMINION BUREAU OF STATISTICS

International Trade Division

External Trade Section

TRADE OF CANADA

IMPORTS

DECEMBER, 1961

AND

TWELVE MONTHS ENDED DECEMBER, 1961

Published by Authority of

The Honourable George Hees, Minister of Trade and Commerce

7502-505-121

Price \$7.50 a year
Single copies 75 cents

Vol. 18, No. 12




TABLE OF CONTENTS

	Page
EXPLANATORY NOTES	2
KEY TO ABBREVIATIONS OF COUNTRIES	3
SUMMARY TABLES:	
Imports by Countries	4
Imports by Main Groups	7
DETAILED TABLES:	
Imports by Commodities and Countries:	
Agricultural and Vegetable Products (except Chemicals, Fibres and Wood):	Class Number
A – Mainly Food	1 to 390
B – Other than Food	1501 to 1846
Animals and Animal Products (except Chemicals and Fibres)	2012 to 2347
Fibres, Textiles and Textile Products	3001 to 3999
Wood, Wood Products and Paper	4002 to 4311
Iron and Its Products	5001 to 5894
Non-Ferrous Metals and Their Products (except Gold).....	6001 to 6325
Non-Metallic Minerals and Their Products (except Chemicals).....	7001 to 7315
Chemicals and Allied Products	8001 to 8950
Miscellaneous Commodities	9000 to 9275
Special Transactions – Non-Trade	9905 to 9992

VALUE, PRICE AND VOLUME INDEXES at end of report.

EXPLANATORY NOTES

1. **Source of Data.** Statistics of imports are based upon the declarations of importers (import entries) as subsequently checked by customs officials.
2. **Valuation.** The value of goods imported is usually the value as determined for customs duty purposes. In most cases this corresponds to the value shown on the invoice accompanying the goods, converted to Canadian dollars at authorized exchange rates (usually the commercial rate prevailing at the date on which the goods were actually dispatched to Canada), and excluding such charges as freight, insurance, handling and taxes. In effect, therefore, import values are taken f.o.b. point of shipment in the country of export.

Effective with statistics for January, 1959, the statistical value of imports on which dumping duty has been collected is considered to be the value of the goods as declared by the importer (i.e. the value for duty less the amount of dumping duty). This change in procedure is to conform with the principle that trade statistics should show, whenever possible, the actual amount paid for imports. Previously the statistical value of such imports was considered to be the value for duty.

3. **Units of Quantity.** Weight, where shown, is the net weight of the goods, excluding the weight of such packing as is required for shipment, except in certain special cases otherwise defined in the Customs Tariff. The expression "ton" means 2,000 pounds, and "cwt." 100 pounds, avoirdupois. Where other units of quantity are used, Imperial standards apply.

In this report are statistical classes such as "lawn mowers, power, and parts" which show a quantity in "number" and a value. In these classes the "number" refers only to the number of substantially complete units imported, while the value includes also the value of any parts of the commodity imported. For such classes the average value per unit cannot be ascertained.

4. **Coverage.** Statistics of imports include substantially all goods which enter Canada and are cleared by customs officials for domestic sale or use. The series therefore includes goods which are cleared by customs immediately on entry into the country, and goods cleared out of customs warehouses; but excludes goods placed in customs warehouses on entering the country. The technical phrase "Imports entered for consumption" which is sometimes used to describe Canadian import statistics does not imply that all imports will actually be consumed in Canada, but only that they are free to be so consumed without further customs formalities.
5. **Exclusions.** Import statistics exclude gold, but include gold products where the value of the gold content is less than 80% of the value of the commodity. A small amount of gold scrap in the form of jewellers' sweepings is also included. Other important exclusions are goods for the use of United States forces stationed at treaty bases in Canada, ships of British construction and registry imported for use in Canada, ships purchased for use in foreign trade, bunker supplies and ships' stores purchased by Canadian vessels abroad, temporary imports for exhibition or competition, Canadian-owned military equipment returned to Canada, and, from January 1, 1960, goods imported for foreign armed forces or diplomats stationed in Canada, settlers' effects, private donations and gifts, and tourist purchases exempt from duty (see blue pages of the January, 1960, issue of this report).

6. **Countries Credited.** Imports are usually credited to the country from which the goods were consigned to Canada. The country of consignment is the country from which goods have come to Canada without interruption of transit except in the course of transfer from one means of conveyance to another.

An exception to this rule is made in the case of imports of goods originating in Central or South America (including the Antilles and Bermuda) which are consigned to Canada from the United States. These imports are credited to the country in which the goods originated.

7. **Time Periods.** Import statistics for any month include all goods declared on import entries received at the Bureau of Statistics during the calendar month in question.
8. **Abbreviations.** Many descriptions of countries and commodities used in this report are abbreviated or incomplete because of mechanical limitations. A key to abbreviations of countries appears in this report, and full descriptions of all commodities appear in Volume III of the annual report "Trade of Canada". The letters "N.O.P." mean "not otherwise provided for", "N.E.S.", "not elsewhere specified".
9. **Revisions.** All statistics in this report are subject to revision. Revisions to previous reports are published on the coloured pages at the beginning of each monthly report.

KEY TO ABBREVIATIONS OF COUNTRIES

Note: The classification of Countries with a statement of the territorial limits used for statistical purposes will be found in the blue pages of the January, 1960 report with additional amendments of coverage in the January, 1961 report.

Afghan	Afghanistan	Italy	Italy
Albania	Albania	Jamaica.....	Jamaica
Algeria	Algeria	Japan.....	Japan
Angola.....	Angola	Jordan	Jordan
Argentina	Argentina	Kenya	Kenya
Australia.....	Australia	Korea.....	Korea
Austria	Austria	Kuwait.....	Kuwait
Bahamas	Bahamas	Lebanon	Lebanon
Bahrain	Bahrain	Leew Wind	Leeward and Windward Islands
Barbados.....	Barbados	Liberia	Liberia
Belg Lux.....	Belgium and Luxembourg	Libya.....	Libya
Bermuda	Bermuda	Malaya.....	Malaya and Singapore
Bolivia	Bolivia	Malta.....	Malta and Gozo
Brazil	Brazil	Mauritius.....	Mauritius and Dependencies
B Afr nes	British Africa n.e.s.	Mexico.....	Mexico
B E I nes	British East Indies n.e.s.	Morocco.....	Morocco
B Guiana.....	British Guiana	Mozambique	Mozambique
B Hond	British Honduras	Nethrlnds.....	Netherlands
B M E nes	British Middle East n.e.s.	Neth Ant.....	Netherlands Antilles
B Oce nes	British Oceania n.e.s.	New Zeal	New Zealand
Bulgaria	Bulgaria	Nicaragua	Nicaragua
Burma	Burma	Nigeria	Nigeria
Camb Laos	Cambodia and Laos	Norway	Norway
Ceylon.....	Ceylon	Pakistan	Pakistan
Chile	Chile	Panama	Panama
China Com	China, Communist	Paraguay	Paraguay
Colombia.....	Colombia	Peru	Peru
Congo	Congo	Phil	Philippines
C Rica.....	Costa Rica	Poland.....	Poland
Cuba	Cuba	Portugal	Portugal
Cyprus.....	Cyprus	Pt Af nes	Portuguese Africa n.e.s.
Czecho S.....	Czechoslovakia	Pt As nes	Portuguese Asia n.e.s.
Denmark	Denmark	Pt India.....	Portuguese India
Dom Rep	Dominican Republic	P Rico.....	Puerto Rico
Ecuador.....	Ecuador	Qatar	Qatar
El Salvd	El Salvador	Rhod Nyas	Rhodesia and Nyasaland
Ethiopia	Ethiopia	Roumania	Roumania
Falkland	Falkland Islands	Saud Arab	Saudi Arabia
Fiji	Fiji	S Leoné.....	Sierra Leone
Finland	Finland	Somalia	Somalia
France.....	France	Spain	Spain
Fr Af nes	French Africa n.e.s.	Span Afr	Spanish Africa
Fr Eq Afr	French Equatorial Africa	St Pierre	St. Pierre and Miquelon
Fr Guiana	French Guiana	Sudan.....	Sudan
Fr Ne Oce.....	French and Netherlands Oceania	Surinam	Surinam
Fr W Afr	French West Africa	Sweden	Sweden
Fr W Ind	French West Indies	Switzrlnd.....	Switzerland
Germany E	Germany, East	Taiwan	Taiwan (Republic of China)
Germany W	Germany, Federal Republic	Tanganyka	Tanganyika
Ghana	Ghana	Thailand	Thailand
Gibraltar	Gibraltar	Trinidad	Trinidad and Tobago
Greece.....	Greece	Tunisia	Tunisia
Greenland	Greenland	Turkey.....	Turkey
Guatemala.....	Guatemala	Uganda	Uganda
Guinea.....	Guinea	Un So Afr	Union of South Africa
Haiti	Haiti (Republic)	U S S R	Union of Soviet Socialist Republics
Honduras.....	Honduras	UAR Egypt	United Arab Republic-Egyptian Region
Hong Kong	Hong Kong	UAR Syria.....	United Arab Republic-Syrian Region
Hungary	Hungary	U Kingdom	United Kingdom
Iceland	Iceland	U States	United States
India	India	U S Ocea.....	United States Oceania
Indonesia	Indonesia	Virgin Is	United States Virgin Islands
Iran	Iran	Uruguay.....	Uruguay
Iraq	Iraq	Venezuela.....	Venezuela
Ireland.....	Ireland	Viet Nam.....	Viet-Nam
Israel.....	Israel	Yugo Slav	Yugoslavia

IMPORTS BY COUNTRIES

Country	December		January to December	
	1960	1961	1960	1961
	\$	\$	\$	\$
WESTERN EUROPE:				
United Kingdom	47,055,909	45,895,574	588,929,730	618,225,047
Gibraltar	-	775	1,651	779
Malta and Gozo	560	724	22,365	24,537
Austria	406,846	513,959	6,604,923	6,635,503
Belgium and Luxembourg	2,849,110	5,124,411	41,400,922	44,779,618
Denmark	1,126,244	1,322,017	9,961,846	11,649,910
Finland	123,325	201,918	1,053,460	1,215,116
France	3,803,944	4,748,289	50,121,428	54,280,018
Germany, Federal Republic	9,198,542	10,005,322	126,988,022	136,529,569
Greece	91,682	86,991	537,910	544,731
Iceland	162	3,074	14,944	707,249
Ireland	72,443	252,460	2,097,657	3,805,939
Italy	4,016,511	4,701,559	42,842,598	49,140,215
Netherlands	2,505,312	2,601,129	31,456,348	33,492,767
Norway	339,342	277,177	4,248,103	8,965,381
Portugal	305,567	314,113	3,208,306	4,916,851
Spain	489,527	795,633	6,947,261	8,542,987
Sweden	1,953,224	1,448,652	20,399,011	24,201,006
Switzerland	2,059,023	2,435,538	24,342,789	26,101,725
Commonwealth Countries	47,056,469	45,897,073	588,953,746	618,250,363
Other Countries	29,340,804	34,832,242	372,225,528	415,508,585
Total, Western Europe	76,397,273	80,729,315	961,179,274	1,033,758,948
EASTERN EUROPE:				
Albania	-	-	242	-
Bulgaria	784	289	6,065	23,907
Czechoslovakia	635,931	862,242	6,654,468	8,405,400
Germany, East	90,414	94,593	876,965	970,144
Hungary	41,278	29,860	337,545	393,125
Poland	86,065	291,525	1,870,635	3,194,156
Roumania	1,210	10,030	83,945	261,239
Union of Soviet Socialist Republics	514,097	66,854	3,209,684	2,745,727
Yugoslavia	59,124	156,947	804,249	1,665,066
Total, Eastern Europe	1,428,903	1,512,340	13,843,798	17,658,764
MIDDLE EAST:				
Bahrain	-	-	-	1,164
Cyprus	2,519	843	179,668	194,410
Kuwait	1,503,259	1,373,728	22,302,614	20,224,911
Qatar	1,295,040	-	8,434,029	8,723,711
British Middle East n.e.s.	-	-	59,023	48,110
Ethiopia	-	-	43,003	3,619
Iran	4,377,841	1,739,176	30,739,649	21,621,507
Iraq	579,479	661,433	722,296	846,021
Israel	131,310	114,913	2,371,514	3,105,718
Jordan	366	97	1,080	2,867
Lebanon	2,699	309	32,838	22,843
Libya	-	-	173	412
Saudi Arabia	3,339,475	3,560,985	37,402,429	41,393,000
Somalia	-	80	-	80
Sudan	-	4,728	82,673	76,369
Turkey	24,222	49,956	855,459	859,095
United Arab Republic-Egyptian Region	132,868	16,086	846,317	473,659
United Arab Republic-Syrian Region	45,039	67,176	126,998	263,109
Commonwealth Countries	2,800,818	1,374,571	30,975,334	29,192,306
Other Countries	8,633,299	6,214,939	73,224,429	68,668,299
Total, Middle East	11,434,117	7,589,510	104,199,763	97,860,605
OTHER AFRICA:				
Ghana	-	15,463	3,126,629	4,690,640
Kenya	342,529	330,078	2,560,619	3,628,742
Mauritius and Dependencies	-	1,324,223	2,099,608	6,025,461
Nigeria	-	81,268	4,357,823	3,504,154
Rhodesia and Nyasaland	150,796	75,183	981,452	1,311,453
Sierra Leone	-	-	4,652	7,587
Tanganyika	295,586	46,133	1,833,790	2,139,289
Uganda	100,862	109,082	1,277,006	2,325,295
Union of South Africa	1,114,375	1,585,509	11,481,676	12,644,990
British Africa n.e.s.	30	979	5,267	52,791

Country	December		January to December	
	1960	1961	1960	1961
	\$	\$	\$	\$
OTHER AFRICA - Concluded				
Algeria	14,409	9,454	161,083	161,713
Angola	1,533	14,160	208,950	136,407
Congo	17,879	122,854	1,780,674	1,269,775
French Equatorial Africa	1,358	36,683	185,306	729,807
French West Africa	104,163	-	270,444	789,004
French Africa n.e.s.	-	-	32,521	28,800
Guinea	137,512	819,170	2,793,994	4,823,932
Liberia	-	156	7,959	144,013
Morocco	11,226	14,541	222,334	164,421
Mozambique	-	2,809	500	34,262
Portuguese Africa n.e.s.	-	-	-	-
Spanish Africa	-	679	2,143	17,061
Tunisia	62	-	61,744	32,394
Commonwealth Countries	2,004,178	3,567,918	27,728,522	36,330,402
Other Countries	288,142	1,020,506	5,727,652	8,331,589
Total, Other Africa	2,292,320	4,588,424	33,456,174	44,661,991
OTHER ASIA:				
Ceylon	976,717	1,602,050	15,555,731	16,515,994
Hong Kong	1,251,244	984,370	15,534,055	14,143,178
India	2,263,696	2,244,676	29,351,670	33,464,654
Malaya and Singapore	1,164,428	1,778,488	28,119,763	23,596,527
Pakistan	48,790	297,367	985,332	2,366,651
British East Indies n.e.s.	30,096	10,984	260,533	297,101
Afghanistan	-	-	-	8
Burma	20,093	1,340	85,201	29,778
Cambodia and Laos	230	75	16,718	2,035
China, Communist	1,351,557	579,109	5,638,180	3,232,588
Indonesia	22,410	38,151	529,418	289,591
Japan	9,749,109	11,229,612	110,382,498	116,607,360
Korea	11	-	404,499	76,212
Philippines	224,167	59,804	1,966,131	1,517,361
Portuguese India	-	-	-	-
Portuguese Asia n.e.s.	-	-	-	-
Taiwan (Republic of China)	109,408	210,191	1,150,222	1,856,204
Thailand	70,666	36,623	842,466	582,154
Viet-Nam	244	1,000	4,813	8,626
Commonwealth Countries	5,734,971	6,917,935	89,807,084	90,384,105
Other Countries	11,547,895	12,155,905	121,020,146	124,201,917
Total, Other Asia	17,282,866	19,073,840	210,827,230	214,586,022
OCEANIA:				
Australia	2,774,506	2,156,629	35,507,821	36,684,706
Fiji	894,745	-	6,481,053	2,823,881
New Zealand	101,183	748,630	10,098,543	10,545,797
British Oceania n.e.s.	-	-	-	25
French and Netherlands Oceania	-	-	-	40,349
United States Oceania	-	7,249	21,163	55,187
Commonwealth Countries	3,770,434	2,905,259	52,087,417	50,054,409
Other Countries	-	7,249	21,163	95,536
Total, Oceania	3,770,434	2,912,508	52,108,580	50,149,945
SOUTH AMERICA:				
British Guiana	1,391,351	1,231,016	18,920,991	23,280,815
Falkland Islands	8,000	-	8,000	8,000
Argentina	914,171	255,352	3,611,419	3,399,304
Bolivia	-	129,178	443,297	883,155
Brazil	2,404,172	2,818,915	24,882,811	29,080,885
Chile	21,071	14,560	746,801	1,216,893
Colombia	1,080,715	923,292	12,783,787	13,023,101
Ecuador	687,969	581,725	11,018,218	7,682,314
French Guiana	-	-	-	-
Paraguay	136,482	87,377	759,782	874,437
Peru	118,730	142,168	3,036,557	4,232,872
Surinam	191,801	442,136	4,155,634	3,482,144
Uruguay	69,241	68,138	987,496	1,834,004
Venezuela	16,429,596	19,571,491	195,189,432	216,639,722
Commonwealth Countries	1,399,351	1,231,016	18,928,991	23,288,815
Other Countries	22,053,948	25,034,332	257,615,234	282,348,831
Total, South America	23,453,299	26,265,348	276,544,225	305,637,646

Country	December		January to December	
	1960	1961	1960	1961
	\$	\$	\$	\$
CENTRAL AMERICA AND ANTILLES:				
Bahamas.....	11,179	65,685	2,614,238	483,558
Bermuda.....	1,791	6,266	700,752	223,669
British Honduras.....	15,549	332	90,583	750,477
West Indies Federation.....	1,948,550	3,586,898	56,112,140	59,963,011
Barbados.....	139,021	181,786	2,853,904	5,103,484
Jamaica.....	986,009	2,785,357	37,688,038	39,085,098
Leeward and Windward Islands.....	17,090	22,812	1,058,686	1,294,412
Trinidad and Tobago.....	806,430	596,943	14,511,512	14,480,017
Costa Rica.....	390,414	366,705	4,344,738	4,227,078
Cuba.....	89,606	348,566	7,243,092	5,153,690
Dominican Republic.....	193,846	78,257	1,586,065	1,269,066
El Salvador.....	48,280	284,853	828,710	1,306,832
French West Indies.....	-	-	28,295	426,216
Guatemala.....	662,699	318,166	3,255,604	2,536,321
Haiti.....	82,231	24,590	981,995	809,976
Honduras.....	468,470	374,107	3,352,441	7,391,463
Mexico.....	2,288,343	1,722,714	21,007,215	18,192,949
Netherlands Antilles.....	3,053,808	5,024,789	32,520,843	31,137,205
Nicaragua.....	4,099	10,701	169,970	208,123
Panama.....	73,891	458,852	6,066,126	6,168,035
Puerto Rico.....	528,322	86,574	2,904,028	2,358,825
United States Virgin Islands.....	-	-	32,403	1,066
Commonwealth Countries.....	1,977,069	3,659,181	59,517,713	61,420,715
Other Countries.....	7,884,009	9,098,874	84,321,525	81,186,845
Total, Central America and Antilles.....	9,861,078	12,758,055	143,839,238	142,607,560
NORTH AMERICA:				
Greenland.....	-	-	18	101,510
St. Pierre and Miquelon.....	2,727	948	59,664	41,645
United States.....	282,884,941	318,126,061	3,686,627,376	3,863,967,961
Total, North America.....	282,887,668	318,127,009	3,686,687,058	3,864,111,116
TOTAL, COMMONWEALTH COUNTRIES.....	64,743,290	65,552,953	867,998,807	908,921,115
TOTAL, OTHER COUNTRIES.....	364,064,668	408,003,396	4,614,686,533	4,862,111,482
GRAND TOTAL.....	428,807,958	473,556,349	5,482,685,340	5,771,032,597

IMPORTS FROM ALL COUNTRIES, FROM THE UNITED KINGDOM
AND FROM THE UNITED STATES, BY MAIN GROUPS

7

Main Group	December		January to December	
	1960	1961	1960	1961
	\$	\$	\$	\$
ALL COUNTRIES				
Agricultural and Vegetable Products (except Chemicals, Fibres and Wood)	61,773,988	66,836,324	679,786,612	712,381,789
Animals and Animal Products (except Chemicals and Fibres)	12,781,749	12,543,847	141,158,519	162,661,812
Fibres, Textiles and Textile Products	31,428,707	36,051,208	431,974,948	456,943,785
Wood, Wood Products and Paper	19,662,150	22,020,798	266,094,756	285,955,192
Iron and Its Products	143,562,631	160,647,258	2,046,307,139	2,025,437,907
Non-Ferrous Metals and Their Products	34,326,448	41,130,357	470,681,111	509,417,694
Non-Metallic Minerals and Their Products (except Chemicals)	53,225,627	57,559,217	669,068,713	684,474,794
Chemicals and Allied Products	26,612,787	27,345,435	338,652,095	370,943,136
Miscellaneous Commodities	45,433,871	49,421,905	438,961,447	562,816,488
Total	428,807,958	473,556,349	5,482,685,340	5,771,032,597
UNITED KINGDOM				
Agricultural and Vegetable Products (except Chemicals, Fibres and Wood)	2,945,558	3,865,267	38,614,670	40,475,327
Animals and Animal Products (except Chemicals and Fibres)	2,030,283	2,359,459	18,140,048	18,289,588
Fibres, Textiles and Textile Products	5,413,540	5,942,446	88,502,924	85,616,849
Wood, Wood Products and Paper	665,119	897,146	9,198,616	10,207,670
Iron and Its Products	18,253,739	19,781,781	271,275,986	257,696,485
Non-Ferrous Metals and Their Products	7,079,505	5,616,611	69,697,528	66,862,506
Non-Metallic Minerals and Their Products (except Chemicals)	1,943,483	2,197,826	29,248,422	32,130,854
Chemicals and Allied Products	2,036,911	2,215,563	24,908,726	29,600,738
Miscellaneous Commodities	6,687,771	3,019,475	39,342,810	77,345,030
Total	47,055,909	45,895,574	588,929,730	618,225,047
UNITED STATES				
Agricultural and Vegetable Products (except Chemicals, Fibres and Wood)	33,111,395	37,406,060	364,880,674	388,913,120
Animals and Animal Products (except Chemicals and Fibres)	7,135,965	5,929,722	82,334,101	95,184,123
Fibres, Textiles and Textile Products	17,576,265	20,487,866	214,952,445	231,047,219
Wood, Wood Products and Paper	16,536,652	18,018,488	228,584,630	242,000,587
Iron and Its Products	112,700,644	126,754,185	1,610,213,241	1,592,730,513
Non-Ferrous Metals and Their Products	21,575,878	26,339,506	295,762,303	324,917,275
Non-Metallic Minerals and Their Products (except Chemicals)	18,866,392	20,624,330	268,145,929	266,353,108
Chemicals and Allied Products	21,287,421	21,909,379	282,723,000	305,990,470
Miscellaneous Commodities	34,094,329	40,656,525	339,031,053	416,831,546
Total	282,884,941	318,126,061	3,686,627,376	3,863,967,961

IMPORTS BY COMMODITIES AND COUNTRIES

Commodity and Country	DECEMBER 1961		JANUARY TO DECEMBER 1961		Class Number
	Quantity	Value (\$)	Quantity	Value (\$)	
GROUP 1					
AGRICULTURAL PRODUCTS					
A MAINLY FOOD					
APPLES FRESH	LB				1
1 U KINGDOM			173700	19619	
622 NEW ZEAL			2174304	202698	
990 U STATES	3026487	183474	55947682	4039244	
	3026487	183474	58295686	4261561	
BANANAS AND PLANTAINS FRESH	LB				3
763 ECUADOR	7653390	538846	110284249	7337267	
817 HOND			115064	10493	
845 C RICA	2976327	236855	48198024	3410656	
855 DOM REP			3511450	229652	
864 GUATEMALA	14686	1998	15383593	925831	
869 HONDURAS	4975708	367681	94905000	7071304	
883 PANAMA	6354135	453655	89380311	6050420	
886 P RICO			4500	454	
990 U STATES			141770	11764	
	21974246	1599035	361923961	25047841	
CRANBERRIES FRESH	LB				5
990 U STATES	1704893	264485	4451734	627458	
	1704893	264485	4451734	627458	
GRAPEFRUIT FRESH	LB				6
427 UN SO AFR			17500	1125	
516 HONG KONG	9932	1907	36204	5034	
824 JAMAICA	1550	151	17509	1987	
848 CUBA			7500	334	
869 HONDURAS			919941	44178	
874 MEXICO	16000	520	36400	2031	
990 U STATES	13260999	459995	160076848	6065955	
	13288481	462573	161111902	6120644	
LEMONS FRESH	LB				9
990 U STATES	2725295	193531	32741181	2388853	
	2725295	193531	32741181	2388853	
LIMES FRESH	LB				10
874 MEXICO			4532	728	
990 U STATES	25429	4123	502898	62456	
	25429	4123	507430	63184	
CANTALOUPE MUSKMELONS FRESH	LB				11
82 SPAIN	30000	2850	31030	2901	
848 CUBA			300	50	
874 MEXICO			7850751	507533	
990 U STATES	130782	6234	29525082	1482790	
	160782	9084	37407163	1993274	
MELONS FRESH N O P	LB				12
82 SPAIN	11023	686	288275	15515	
355 ISRAEL			18700	1550	
744 ARGENTINA			4250	457	
755 CHILE			481789	39996	
848 CUBA	38647	1932	39147	2016	
874 MEXICO			8934051	286587	
990 U STATES	48420	4512	93209955	2267539	
	98090	7130	102976167	2613660	
ORANGES MANDARINES FRESH	LB				13
1 U KINGDOM			64960	5664	
67 ITALY			59500	2886	
82 SPAIN			46000	8223	
355 ISRAEL			8687858	561600	
427 UN SO AFR			34502295	1646608	
559 JAPAN	38273430	2518496	38273430	2518496	
578 TAIWAN	774596	62697	913596	81387	
824 JAMAICA	339550	17139	358270	18292	
848 CUBA			127524	5135	
874 MEXICO	5347119	270856	25266338	1343902	
990 U STATES	23105333	1998042	275678785	22080206	
	67840028	4867230	363978556	28272399	
PEACHES FRESH	LB				14
755 CHILE			101121	14176	
990 U STATES	600	182	36359662	2141164	
	600	182	36460783	2155340	
PEARS FRESH	LB				15
1 U KINGDOM			29120	3676	
516 HONG KONG			700	75	
622 NEW ZEAL			87976	9729	
744 ARGENTINA			396193	49972	
755 CHILE			41957	5973	
990 U STATES	823548	66294	24287498	2147332	
	823548	66294	24843444	2216757	
PINEAPPLES FRESH	LB				16
848 CUBA	269328	14578	6280557	284044	
874 MEXICO	34240	2092	362982	21160	
886 P RICO	42130	3297	948684	66672	
990 U STATES	36644	2776	940780	69511	
	382342	22743	8533003	441387	
BERRIES FRESH N O P	LB				18
53 FINLAND	11023	1466	11023	1466	
622 NEW ZEAL			8500	1488	
990 U STATES	225	116	69563	11452	
	11248	1582	89086	14406	

IMPORTS BY COMMODITIES AND COUNTRIES

Commodity and Country	DECEMBER 1961		JANUARY TO DECEMBER 1961		Class Number
	Quantity	Value (\$)	Quantity	Value (\$)	
STRAWBERRIES FRESH	LB				19
874 MEXICO	1280	301	1580	390	
990 U STATES	33340	11374	25139240	4506191	
	34620	11675	25140820	4506581	
FRESH FRUITS N O P	LB				20
848 CUBA			112900	16028	
874 MEXICO			11097	1609	
990 U STATES	153353	22500	2555375	382509	
	153353	22500	2679372	400146	
APRICOTS FRESH	LB				21
990 U STATES			2434706	183006	
			2434706	183006	
CHERRIES SOUR FRESH	LB				22
990 U STATES	100	64	359616	87679	
	100	64	359616	87679	
CHERRIES FRESH N O P	LB				23
744 ARGENTINA			1740	1147	
755 CHILE			5562	2037	
990 U STATES			2610956	762664	
			2618258	765848	
GRAPES FRESH VITIS LABRUSCA	LB				24
990 U STATES			96726	6935	
			96726	6935	
GRAPES FRESH N O P	LB				25
1 U KINGDOM			19103	2501	
59 GREECE			21000	2400	
427 UN SO AFR			47206	4589	
755 CHILE			1496664	338533	
990 U STATES	11177593	962978	163925481	12925469	
	11177593	962978	165509454	13273492	
NECTARINES FRESH	LB				26
755 CHILE			86302	14811	
990 U STATES			2859030	267428	
			2945332	282239	
PRUNE PLUMS FRESH	LB				27
990 U STATES	330	81	4159344	302780	
	330	81	4159344	302780	
PLUMS FRESH N O P	LB				28
755 CHILE			152361	28796	
990 U STATES			14576756	1679937	
			14729117	1708733	
BLUEBERRIES FRESH	LB				29
99D U STATES			1066608	228656	
			1066608	228656	
RASPBERRIES FRESH	LB				30
990 U STATES			57709	14525	
			57709	14525	
APPLES DRIED	LB				31
67 ITALY			31000	9195	
614 AUSTRALIA			11200	4097	
990 U STATES	54224	20945	784592	296408	
	54224	20945	826792	309700	
APRICOTS NECTARINES DRIED	LB				32
1 U KINGDOM			52415	17219	
427 UN SO AFR	31250	12010	222425	81314	
614 AUSTRALIA	7000	2870	97550	42680	
990 U STATES	31685	17516	479051	226198	
	69935	32396	851441	367411	
CURRENTS DRIED	LB				34
614 AUSTRALIA	194710	36655	3644058	681200	
990 U STATES	8690	1634	116402	21639	
	203400	38289	3760460	702839	
DATES	LB				36
1 U KINGDOM			819856	79628	
54 FRANCE			1050	365	
55 GERMANY W			837900	75510	
73 NETHRLNDS			344900	66411	
347 IRAN	2661828	255272	4474123	402599	
352 IRAQ	7499013	661433	8904071	793964	
516 HONG KONG	700	165	12957	3996	
553 CHINA COM			330	121	
990 U STATES	321932	74193	1568098	343264	
	10483473	991063	16963285	1765858	
FIGS DRIED AND FIG PASTE	LB				37
59 GREECE	1000	303	282750	42384	
67 ITALY			24022	4068	
78 PORTUGAL			716050	71137	
382 TURKEY			398884	45833	
614 AUSTRALIA			2000	879	
990 U STATES	100789	27615	2065621	472415	
	101789	27918	3489327	636716	
PEACHES DRIED	LB				38
1 U KINGDOM			350	67	
427 UN SO AFR			10950	2662	
990 U STATES	5345	2152	173755	72397	
	5345	2152	185055	75126	
PRUNES OR PLUMS DRIED UNPITTED	LB				39
744 ARGENTINA			206200	30600	
755 CHILE			18975	2723	
990 U STATES	501427	128003	10502699	2810305	
	501427	128003	10727874	2843628	
PEARS DRIED	LB				40
990 U STATES	2560	1048	79762	26564	
	2560	1048	79762	26564	

IMPORTS BY COMMODITIES AND COUNTRIES

Commodity and Country	DECEMBER 1961		JANUARY TO DECEMBER 1961		Class Number
	Quantity	Value (\$)	Quantity	Value (\$)	
RAISINS	LB				41
1 U KINGDOM			8180	1451	
82 SPAIN			1272	332	
427 UN SO AFR			40000	6485	
614 AUSTRALIA	1370350	263985	28696120	5700283	
990 U STATES	1372733	245978	15212935	2633253	
	2743083	509963	43958507	8341804	
FRUITS DRIED N O P	LB				42
427 UN SO AFR			3968	1369	
516 HONG KONG	5760	4548	28952	15036	
578 TAIWAN			2000	891	
990 U STATES	50936	26349	507392	236325	
	56696	30897	542312	253621	
RASPBERRIES FROZEN	LB				44
73 NETHRLNDS	16324	2377	533666	70823	
990 U STATES			57845	21444	
	16324	2377	591511	92267	
STRAWBERRIES FROZEN	LB				46
73 NETHRLNDS	354117	52468	958089	142973	
277 POLAND			287369	38802	
874 MEXICO	57450	8962	3933700	627444	
990 U STATES	62550	14465	2977805	654940	
	474117	75895	8156963	1464159	
FRUITS AND BERRIES FROZEN NOP	LB				48
73 NETHRLNDS			2222	491	
277 POLAND	13000	1464	351665	43534	
614 AUSTRALIA			16860	2789	
990 U STATES	282035	34367	2246580	349326	
	295035	35831	2617327	396140	
APRICOTS CANNED	LB				49
1 U KINGDOM			27849	2981	
82 SPAIN	33750	3375	77202	7600	
427 UN SO AFR			2676172	353354	
614 AUSTRALIA			59161	9026	
990 U STATES	152608	17883	2257491	290590	
	186358	21258	5097875	663551	
PEACHES CANNED	LB				50
427 UN SO AFR			1620	176	
614 AUSTRALIA			449860	52483	
990 U STATES	996377	109993	29077732	3076315	
	996377	109993	29529212	3128974	
CHERRIES SULPHURED OR IN BRINE	LB				51
67 ITALY	879147	182749	7278986	1278173	
73 NETHRLNDS			41339	4359	
82 SPAIN			22340	4784	
990 U STATES			64580	13268	
	879147	182749	7407245	1300584	
OLIVES SULPHURED OR IN BRINE	LB				52
59 GREECE	144594	29385	455077	101785	
67 ITALY			353	87	
78 PORTUGAL	2188	217	154539	24985	
82 SPAIN	706953	159472	9330705	1966911	
443 ALGERIA			352256	42668	
473 MOROCCO			30777	4416	
755 CHILE			27360	7235	
774 PERU			7075	2476	
990 U STATES	199969	39195	2610923	538954	
	1053704	228269	12969065	2689517	
LEMON ORANGE GRAPEFRUIT RINDS					53
1 U KINGDOM				1069	
67 ITALY				77095	
427 UN SO AFR				483	
516 HONG KONG		1144		11571	
886 P RICO		3260		36222	
990 U STATES		11034		113685	
		15438		240125	
MARMALADES CANNED	LB				54
1 U KINGDOM	93631	21369	2231908	420191	
55 GERMANY W	481	67	13356	2261	
64 IRELAND			4800	972	
355 ISRAEL			1432	316	
427 UN SO AFR			2784	277	
824 JAMAICA			13200	1663	
990 U STATES	1280	464	15215	4708	
	95392	21900	2282695	430388	
PEARS IN CANS	LB				55
614 AUSTRALIA	189614	31307	756561	116956	
990 U STATES	258264	40153	4504974	679586	
	447878	71460	5261535	796542	
PINEAPPLE IN CANS	LB				56
427 UN SO AFR	120340	14596	6952162	852135	
524 MALAYA	1434100	128793	14536667	1286247	
567 PHIL	91728	12746	204624	27777	
578 TAIWAN			802625	80934	
614 AUSTRALIA	190838	29515	3128532	518915	
785 VENEZUELA			14164	1408	
848 CUBA			71720	11357	
874 MEXICO	493375	52588	4526970	455556	
886 P RICO			12956	1951	
990 U STATES	293091	46773	14982489	2305222	
	2623472	285011	45232909	5541502	
FRUITS IN CANS N O P	LB				57
1 U KINGDOM	13060	1956	190956	27604	
49 DENMARK			71310	1940	
53 FINLAND	9388	3148	11304	3510	
54 FRANCE			1844	122	

IMPORTS BY COMMODITIES AND COUNTRIES

Commodity and Country	DECEMBER 1961		JANUARY TO DECEMBER 1961		Class Number
	Quantity	Value (\$)	Quantity	Value (\$)	
55 GERMANY W			90561	12707	
59 GREECE			6651	2066	
67 ITALY			13488	1434	
73 NETHRLNDS	251589	33301	1349735	205546	
85 SWEDEN	540	178	49500	9861	
355 ISRAEL			4585	1033	
516 HONG KONG	3194	948	23777	6939	
559 JAPAN	1235455	157818	7862865	882552	
578 TAIWAN			11270	2519	
614 AUSTRALIA			230592	45472	
752 BRAZIL			3600	409	
848 CUBA			2150	435	
855 DOM REP			55950	10095	
874 MEXICO			1358	431	
990 U STATES	405185	65440	3910906	616490	
CHERRIES FROZEN	1918411	262789	13892402	1848665	59
73 NETHRLNDS			74328	13279	
990 U STATES			3800598	655036	
FRUITS NUTS PICKLED PRESERVED			3874926	668315	60
1 U KINGDOM	724	4626	14675	34289	
54 FRANCE	45	189	818	2310	
59 GREECE			394	1069	
67 ITALY	31	342	85236	60315	
73 NETHRLNDS			7258	5282	
78 PORTUGAL			500	596	
277 POLAND	2221	1832	335970	250295	
473 MOROCCO			7761	9928	
516 HONG KONG	891	2883	11855	27582	
519 INDIA	618	1621	4139	11929	
559 JAPAN	68	178	796	2313	
578 TAIWAN	24	109	1704	3273	
822 BARBADOS			5310	3736	
826 LEEW WIND			643	651	
848 CUBA			44754	87624	
886 P RICO			2585	3347	
990 U STATES	1905	5589	87403	120108	
FRUIT PULP N O P	6527	17369	611801	624647	61
1 U KINGDOM			137030	9887	
49 DENMARK			11053	808	
67 ITALY			28778	1713	
73 NETHRLNDS	102368	7831	1271117	103335	
82 SPAIN	16534	1720	310110	30960	
277 POLAND	77112	6447	900203	63072	
427 UN SO AFR	49219	4040	2211967	210623	
516 HONG KONG	966	298	10899	2482	
524 MALAYA			10828	1033	
567 PHIL			142432	16639	
614 AUSTRALIA			105345	20848	
855 DOM REP	65250	9160	172260	24298	
874 MEXICO	542001	53645	1861315	183810	
886 P RICO			106544	14057	
990 U STATES	127398	17105	2503742	366098	
JELLIES JAMS	980848	100246	9783623	1049663	62
1 U KINGDOM	162744	45038	2470840	586990	
44 BELG LUX	1056	267	17002	3871	
49 DENMARK	660	202	5524	1614	
53 FINLAND			9168	2651	
54 FRANCE	522	253	1485	583	
55 GERMANY W	22874	4136	138958	26280	
59 GREECE	5812	2072	14677	5382	
64 IRELAND			3720	872	
67 ITALY	6504	1645	43458	10969	
73 NETHRLNDS	4666	861	101918	18860	
76 NORWAY	108	76	4806	1754	
78 PORTUGAL			1875	696	
85 SWEDEN			10999	3527	
86 SWITZRLND	5190	1373	19994	6282	
277 POLAND			2448	370	
427 UN SO AFR	2640	332	22704	2748	
516 HONG KONG	990	210	27465	6103	
824 JAMAICA	540	117	9768	1998	
990 U STATES	31664	14015	298669	95112	
GRAPEFRUIT ORANGE LEMON PULP	245970	70597	3205478	776662	63
1 U KINGDOM	25616	2962	116486	17903	
82 SPAIN	24223	1530	162545	9866	
355 ISRAEL			1440	123	
990 U STATES	12064	1328	714352	71850	
MIXED FRUITS IN CANS	61903	5820	994823	99742	64
1 U KINGDOM			3585	633	
516 HONG KONG	100	62	2966	620	
559 JAPAN			230341	28597	
614 AUSTRALIA			249668	43905	
990 U STATES	2208090	302005	45294323	5922910	
ORANGE JUICE CONCENTRATED FROZ	2208190	302067	45780883	6066665	65
874 MEXICO			54306	195897	
990 U STATES	187277	731999	2863111	11793043	
	187277	731999	2917417	11988940	

IMPORTS BY COMMODITIES AND COUNTRIES

Commodity and Country	DECEMBER 1961		JANUARY TO DECEMBER 1961		Class Number
	Quantity	Value (\$)	Quantity	Value (\$)	
FRUIT JUICE NOP CONCENTRD FROZ	GAL				66
73 NETHRLNDS			2921	15823	
874 MEXICO	84	236	1365	3504	
990 U STATES	17964	55349	270068	787763	
	18048	55585	274354	807090	
LEMON JUICE CONCENTRATED FROZ	GAL				67
990 U STATES	14538	42908	383061	856857	
	14538	42908	383061	856857	
LEMON JUICE EXCEPT CONCENTRATD	GAL				68
1 U KINGDOM			1593	2595	
990 U STATES	15282	35168	163736	380753	
	15282	35168	165329	383548	
ORANGE JUICE EXCEPT CONCENTRTRD	GAL				69
1 U KINGDOM			1995	2499	
355 ISRAEL			40152	30620	
427 UN SO AFR	17719	15710	59794	41462	
817 B HOMD			113925	120427	
828 TRINIDAD	8978	9659	81570	92125	
990 U STATES	487011	496394	4831165	5409895	
	513708	521763	5128601	5697028	
PECTIN	LB				70
49 DENMARK	54000	54861	168840	159793	
55 GERMANY W			5000	4972	
990 U STATES	15305	20933	335168	447352	
	69305	75794	509008	612117	
LEMON JUICE CONCENTRATED FRESH	GAL				71
67 ITALY			15047	34244	
990 U STATES	2817	9263	81517	251728	
	2817	9263	96564	285972	
ORANGE JUICE CONCENTRATD FRESH	GAL				72
1 U KINGDOM			234	1256	
67 ITALY			786	3203	
427 UN SO AFR			5295	18179	
817 B HOMD			4102	13096	
824 JAMAICA			1986	6960	
874 MEXICO			18826	62681	
990 U STATES	21617	109404	400747	1667461	
	21617	109404	431976	1772836	
GRAPE JUICE OVER 1 GALLON	GAL				73
67 ITALY	176	495	706	1905	
990 U STATES	4583	13176	89962	217828	
	4759	13671	90668	219733	
LIME JUICE NOT REFINED	GAL				74
824 JAMAICA			4368	2853	
826 LEEW WIND	426	477	27600	23224	
828 TRINIDAD			6016	5119	
	426	477	37984	31196	
BLENDED FRUIT JUICES EXC CONC	GAL				76
828 TRINIDAD			825	831	
990 U STATES	155235	127561	1839091	1633086	
	155235	127561	1839916	1633917	
FRUIT JUICE NOP EXCEPT CONCENT	GAL				77
1 U KINGDOM	2042	3074	31712	49189	
43 AUSTRIA	75	1628	2513	5469	
49 DENMARK			380	1040	
54 FRANCE	596	784	2689	3412	
55 GERMANY W	786	1719	7238	13740	
67 ITALY	440	807	1604	2530	
73 NETHRLNDS			10113	18275	
76 NORWAY	97	198	203	362	
86 SWITZRLND	24980	27365	24980	27365	
614 AUSTRALIA			345	497	
824 JAMAICA	792	689	1381	1502	
874 MEXICO			280	576	
990 U STATES	37871	39245	429499	493337	
	67679	75509	512937	617294	
GRAPEFRUIT JUICE EXCEPT CONCEN	GAL				78
828 TRINIDAD	6000	5390	26478	23641	
990 U STATES	285209	182491	2715551	1868424	
	291209	187881	2742029	1892065	
PINEAPPLE JUICE EXCEPT CONCENT	GAL				79
427 UN SO AFR			15040	10004	
524 MALAYA	2025	1597	7725	5205	
614 AUSTRALIA			4175	3872	
874 MEXICO	825	553	51872	30978	
886 P RICO			360	416	
990 U STATES	68967	40657	1350387	871549	
	71817	42807	1429559	922024	
FRUIT SYRUPS CONC JUICES N O P	GAL				80
1 U KINGDOM	1017	2418	41080	72610	
43 AUSTRIA			90	468	
44 BELG LUX			45	110	
49 DENMARK			121	607	
53 FINLAND	471	1504	471	1504	
54 FRANCE	11849	11445	137808	176935	
55 GERMANY W			4701	12325	
59 GREECE			75	270	
67 ITALY			1192	3377	
73 NETHRLNDS	746	4385	18173	35445	
82 SPAIN			520	2373	
86 SWITZRLND			20835	27019	
246 CZECHO S			4725	6551	
277 POLAND	491	2744	1434	4510	
288 YUGO SLAV			548	638	
427 UN SO AFR			1000	2488	
614 AUSTRALIA			190	2543	

IMPORTS BY COMMODITIES AND COUNTRIES

Commodity and Country	DECEMBER 1961		JANUARY TO DECEMBER 1961		Class Number
	Quantity	Value (\$)	Quantity	Value (\$)	
990 U STATES	12369	50662	373833	1366136	
COCOAMUTS	26943	73158	606841	1715909	81
817 B HOMB			16350	1616	
824 JAMAICA	11800	859	54250	4716	
855 DOM REP			92050	6825	
869 HONDURAS	3600	367	60750	5141	
883 PANAMA			19800	1578	
886 P RICO	37350	2717	623317	40650	
990 U STATES	25900	2251	160875	11270	
COCOANUT DESICCATED	78650	6194	1027392	71796	83
1 U KINGDOM			4500	785	
513 CEYLON	294250	25159	5914362	465000	
519 INDIA			35000	2635	
567 PHIL	44700	5409	921800	107795	
990 U STATES	290521	75574	3240245	887368	
COPRA NOT PREPARED	629471	106142	10115907	1463583	84
ALMONDS NOT SHELLED					91
67 ITALY			166920	24402	
78 PORTUGAL			43651	5010	
82 SPAIN	33357	7002	1094426	205172	
990 U STATES	3907	1437	241839	62157	
BRAZIL NUTS NOT SHELLED	37264	8459	1546836	296741	92
1 U KINGDOM			163270	32555	
752 BRAZIL	169934	31237	1653324	270730	
FILBERTS HAZEL NOT SHELLED	169934	31237	1816594	303285	93
67 ITALY	179240	40212	1444095	329744	
82 SPAIN			5380	1611	
990 U STATES	1700	427	279353	75952	
PEANUTS GREEN SHELLED OR NOT	180940	40639	1728828	407307	94
1 U KINGDOM			238962	37600	
355 ISRAEL			860094	129875	
385 UAR EGYPT			2518500	326556	
422 RHOD MYAS	535306	59404	2460844	301167	
427 UN SO AFR	495000	63077	2031400	233925	
457 FR W AFR			5000	558	
519 INDIA			15567248	1601762	
553 CHINA COM			448040	47616	
752 BRAZIL	409527	36704	2327220	210791	
874 MEXICO	2613100	320293	16483528	2114055	
990 U STATES	1086958	122017	32295707	3473531	
PECANS NOT SHELLED	5139891	601495	75236543	8477436	95
990 U STATES	46530	10060	460086	146723	
WALNUTS NOT SHELLED	46530	10060	460086	146723	96
67 ITALY	82673	22413	740597	155428	
519 INDIA			16800	2905	
990 U STATES	193420	72487	1589808	593255	
OTHER NUTS NOT SHELLED	276093	94900	2347205	751588	97
67 ITALY	7130	1092	8255	1407	
516 HONG KONG	1927	562	13659	4299	
559 JAPAN			12045	3819	
990 U STATES	271808	68409	1122111	317180	
ALMONDS SHELLED	280865	70063	1156070	326705	101
1 U KINGDOM	1680	1273	45221	32041	
67 ITALY	16535	7012	40601	19272	
78 PORTUGAL			56671	26798	
82 SPAIN	230073	117899	2096495	1068182	
516 HONG KONG			700	1062	
990 U STATES	55246	39075	647246	461850	
PEANUTS N O P	303534	165259	2886934	1609205	102
1 U KINGDOM			1024	357	
355 ISRAEL			2116	1123	
516 HONG KONG	430	142	21713	6856	
524 MALAYA			2960	948	
990 U STATES	3845	1768	193724	42701	
WALNUTS SHELLED	4275	1910	221537	51985	103
1 U KINGDOM	1120	377	155064	73609	
54 FRANCE			68034	39438	
67 ITALY			308527	165137	
279 ROUMANIA	18739	10030	432271	216354	
382 TURKEY			119497	61632	
516 HONG KONG			144	107	
519 INDIA	46136	20566	2749120	1230885	
553 CHINA COM	1376760	469448	3767346	1396956	
990 U STATES	8060	6099	59605	38766	
OTHER NUTS SHELLED	1450815	506520	7659608	3222884	104
1 U KINGDOM			242	168	
67 ITALY	3855	2772	19178	13504	
516 HONG KONG	1190	368	11253	3968	
524 MALAYA			5600	1769	
990 U STATES	45128	23102	234294	158526	
	50173	26242	270587	177935	

IMPORTS BY COMMODITIES AND COUNTRIES

Commodity and Country	DECEMBER 1961		JANUARY TO DECEMBER 1961		Class Number
	Quantity	Value (\$)	Quantity	Value (\$)	
BRAZIL NUTS SHELLED	LB				105
1 U KINGDOM			44688	28783	
747 BOLIVIA	1650	854	101772	49748	
752 BRAZIL	129426	57142	758352	360187	
774 PERU	6600	2963	21285	12332	
	137676	60959	926097	451050	
CASHEW NUTS SHELLED	LB				106
415 KENYA			25800	11025	
519 INDIA	526750	240732	3541370	1676449	
990 U STATES	63209	35933	313080	171069	
	589959	276665	3880250	1858543	
PECANS SHELLED	LB				107
990 U STATES	133009	118325	1127895	1227138	
	133009	118325	1127895	1227138	
FILBERTS SHELLED	LB				108
1 U KINGDOM			20160	11795	
55 GERMANY W			90285	49149	
67 ITALY			183618	100743	
82 SPAIN			12949	6304	
86 SWITZRLND			59105	32577	
382 TURKEY	43481	25985	491550	277516	
990 U STATES	11088	7283	57936	37798	
	54569	33268	915603	515882	
ONIONS GREEN INCL SHALLOTS	LB				109
73 NETHRLNDS			6753	569	
990 U STATES	1137862	108651	11288080	1017365	
	1137862	108651	11294833	1017934	
CORN FRESH	LB				110
990 U STATES	742155	33831	16122351	859327	
	742155	33831	16122351	859327	
ASPARAGUS FRESH	LB				111
874 MEXICO			95600	21010	
990 U STATES			5735025	1002284	
			5830625	1023294	
BEANS GREEN FRESH	LB				112
874 MEXICO	6730	998	171194	20280	
990 U STATES	1319515	122745	13329379	1302897	
	1326245	123743	13500573	1323177	
BRUSSELS SPROUTS FRESH	LB				113
874 MEXICO			75690	6254	
990 U STATES	1194146	118891	4917988	491194	
	1194146	118891	4993678	497448	
BEETS FRESH EXCEPT SUGAR BEETS	LB				114
990 U STATES	207396	8863	3419263	121071	
	207396	8863	3419263	121071	
CABBAGE FRESH	LB				115
874 MEXICO			551900	15728	
990 U STATES	2737412	75077	70816997	1688334	
	2737412	75077	71368897	1704062	
CARROTS FRESH	LB				116
990 U STATES	1659446	81874	80282471	3584152	
	1659446	81874	80282471	3584152	
CAULIFLOWER FRESH	LB				117
874 MEXICO			31900	1911	
990 U STATES	2075741	175744	17488045	1492476	
	2075741	175744	17519945	1494387	
CELERY FRESH	LB				118
990 U STATES	12435911	531026	103823891	3901340	
	12435911	531026	103823891	3901340	
CUCUMBERS FRESH	LB				119
813 BAHAMAS			508377	55013	
848 CUBA			247702	19703	
874 MEXICO	12855	565	615912	46051	
990 U STATES	2411509	121305	29669656	1713900	
	2424364	121870	31041647	1834667	
LETTUCE FRESH	LB				120
874 MEXICO			1449930	55874	
990 U STATES	15175601	668231	170676565	6305300	
	15175601	668231	172126495	6361174	
MUSHROOMS FRESH	LB				121
54 FRANCE			2246	980	
990 U STATES	23778	6660	216041	66428	
	23778	6660	218287	67408	
ONIONS N O P INCL ONION SETS	LB				122
67 ITALY			381461	21022	
73 NETHRLNDS			353163	21694	
82 SPAIN	1121432	27035	8235604	193863	
473 MOROCCO			59658	4897	
622 NEW ZEAL			805701	28036	
755 CHILE			5026732	164305	
874 MEXICO			304829	14476	
990 U STATES	1533950	64145	44354783	1465672	
	2655382	91180	59521931	1913965	
PEAS GREEN FRESH	LB				123
874 MEXICO			468122	32318	
990 U STATES	12266	3895	1603987	141319	
	12266	3895	2072109	173637	
POTATOES SWEET AND YAMS FRESH	LB				124
516 HONG KONG	8450	1990	25965	6896	
990 U STATES	1399090	108445	8684580	659157	
	1407540	110435	8710545	666053	
POTATOES FRESH EXCEPT SEED	LB				125
990 U STATES	1918810	58078	224885115	4874119	
	1918810	58078	224885115	4874119	
SPINACH FRESH	LB				126
874 MEXICO			220580	8942	

IMPORTS BY COMMODITIES AND COUNTRIES

Commodity and Country	DECEMBER 1961		JANUARY TO DECEMBER 1961		Class Number	
	Quantity	Value (\$)	Quantity	Value (\$)		
TOMATOES FRESH	990 U STATES	973876	58666	8510438	569154	127
		973876	58666	8731018	578096	
VEGETABLES FRESH	82 SPAIN			26308	1710	128
	484 SPAN AFR			173595	14704	
	813 BAHAMAS			1113454	78174	
	848 CUBA			4919204	370525	
	874 MEXICO	1432438	88459	49738957	2349841	
	990 U STATES	11451804	879237	106784426	8839129	
		12884242	967696	162755944	11654083	
	1 U KINGDOM					
	67 ITALY	1140	233	53815	11418	
	516 HONG KONG	26455	4681	321031	32437	
744 ARGENTINA	52456	6430	291404	40967		
774 PERU			528	84		
848 CUBA	3300	627	19815	2651		
874 MEXICO			5055	386		
990 U STATES	1865	134	447570	42235		
	4160063	297258	38274347	2689523		
	4245279	309363	39413565	2819701		
PARSNIPS FRESH					129	
990 U STATES	89482	7986	1424570	104507		
PEPPERS FRESH					130	
	89482	7986	1424570	104507		
MUSTARD LIQUID	848 CUBA			24985	2015	131
	874 MEXICO	11030	982	572538	46275	
	990 U STATES	1486452	103101	12757386	1204707	
	1497482	104083	13354909	1252997		
PASTE HASH VEGETABLE	1 U KINGDOM				514	132
	49 DENMARK				348	
	54 FRANCE		1025		27205	
	55 GERMANY W		2941		12426	
	73 NETHRLNDS		104		4411	
	86 SWITZRLND				908	
	516 HONG KONG				477	
	990 U STATES		3379		24980	
			7449		71269	
	1 U KINGDOM	528	475	261774	76484	
49 DENMARK	169	111	1465	606		
54 FRANCE	3168	647	21735	6371		
55 GERMANY W	5710	1249	11495	2734		
67 ITALY	7672	3920	51869	24647		
73 NETHRLNDS	899	352	17369	3332		
76 NORWAY	240	102	15557	3296		
85 SWEDEN			81	87		
86 SWITZRLND			4323	928		
262 HUNGARY			2944	437		
277 POLAND			24409	9117		
516 HONG KONG			7197	3401		
559 JAPAN	300	66	6767	1998		
990 U STATES	178846	53857	1307341	461643		
	197532	60779	1734326	594081		
POTATOES DRIED					133	
990 U STATES	58843	20517	2429927	662088		
	58843	20517	2429927	662088		
VEGETABLES DRIED					134	
1 U KINGDOM	80	72	5987	1269		
44 BELG LUX	571	312	2398	1163		
54 FRANCE	6289	2893	28118	15290		
55 GERMANY W	154	105	22335	10265		
67 ITALY	6614	3389	60304	23322		
73 NETHRLNDS	748	468	12558	7170		
82 SPAIN	4860	1232	28104	7338		
245 BULGARIA			47095	9269		
246 CZECHO S			3067	4572		
262 HUNGARY	17354	3255	44392	6975		
277 POLAND			8805	1539		
355 ISRAEL			17749	5504		
385 UAR EGYPT	39939	9897	169049	39186		
422 RHOD NYAS	1440	1093	2610	2066		
516 HONG KONG	6249	4456	70689	43104		
559 JAPAN	1650	3085	46250	82998		
990 U STATES	587169	110264	4535140	1416641		
	673117	140521	5104650	1677671		
VEGETABLES FROZEN					135	
1 LB OR LESS						
73 NETHRLNDS	3750	937	3750	937		
990 U STATES	485415	111604	7316309	1505154		
	489165	112541	7320059	1506091		
VEGETABLES FROZEN OVER 1 LB					136	
1 U KINGDOM			18200	2730		
44 BELG LUX	2400	456	97800	15561		
73 NETHRLNDS	2000	356	166120	25868		
990 U STATES	398639	60920	6324974	886999		
	403639	61732	6607094	931158		
TOMATOES CANNED					137	
67 ITALY	1665783	113460	16029023	1150146		
82 SPAIN			229245	14267		
990 U STATES	66477	6667	2688600	259273		
	1732260	120127	18946868	1423686		
TOMATO PASTE CANNED					138	
54 FRANCE			218544	22969		
59 GREECE	57004	6454	188154	24357		
67 ITALY	777674	95837	8929148	1129933		
78 PORTUGAL	35384	4383	1640222	181296		

IMPORTS BY COMMODITIES AND COUNTRIES

Commodity and Country	DECEMBER 1961		JANUARY TO DECEMBER 1961		Class Number
	Quantity	Value (\$)	Quantity	Value (\$)	
82 SPAIN	41336	4528	431686	46411	
826 LEEW WIND			220240	34519	
874 MEXICO			43751	6619	
990 U STATES	270977	53789	8609209	1571235	
	1182375	164991	20280954	3017339	
TOMATO PULP AND PUREE CANNED	LB				139
54 FRANCE			66000	6389	
874 MEXICO			12900	925	
990 U STATES	56675	5487	227621	22922	
	56675	5487	306521	30236	
TOMATO JUICE	LB				140
990 U STATES	370657	29844	12307971	890929	
	370657	29844	12307971	890929	
ASPARAGUS IN CANS	LB				141
54 FRANCE			14259	4399	
55 GERMANY W			529	423	
82 SPAIN	2330	599	3211	1001	
990 U STATES	23273	4830	1819106	353086	
	25603	5429	1837105	358909	
CORN IN CANS	LB				143
990 U STATES	99765	22536	1116711	183935	
	99765	22536	1116711	183935	
MUSHROOMS AND TRUFFLES IN CANS	LB				144
1 U KINGDOM			75	72	
49 DENMARK			391	331	
54 FRANCE	14000	4432	64978	28983	
55 GERMANY W	97	138	6929	3537	
67 ITALY			360	338	
82 SPAIN			12881	4274	
516 HONG KONG	449	297	3607	2109	
559 JAPAN	1954	2279	127278	43916	
578 TAIWAN			22500	8821	
990 U STATES	1978	1005	117840	55264	
	18478	8151	356839	147645	
PEAS IN CANS	LB				145
1 U KINGDOM			1300	328	
44 BELG LUX	1350	286	54387	12343	
54 FRANCE	1695	478	16385	3320	
73 NETHRLNDS	693	74	12749	1534	
473 MOROCCO			2626	423	
824 JAMAICA			690	177	
990 U STATES	61050	7027	535279	60468	
	64788	7865	623416	78593	
VEGETABLE JUICE N O P CANNED	LB				146
86 SWITZRLND			4537	828	
990 U STATES	41290	6200	242698	32715	
	41290	6200	247235	33543	
VEGETABLES N O P IN CANS	LB				147
1 U KINGDOM	5812	1067	74313	11718	
44 BELG LUX	24328	4237	199766	34750	
54 FRANCE	4858	1150	55458	14614	
55 GERMANY W	5327	496	301972	32003	
59 GREECE	14440	1875	136828	19760	
67 ITALY			145761	28039	
73 NETHRLNDS	42792	4349	329670	41095	
82 SPAIN	37458	5150	126091	17482	
246 CZECHO S	13228	672	66083	3024	
385 UAR EGYPT	5476	1265	45784	11649	
487 TUNISIA			4700	4394	
516 HONG KONG	9938	2066	126220	32866	
559 JAPAN	6483	2544	49358	13086	
578 TAIWAN	40200	5739	317769	47028	
752 BRAZIL			18450	3032	
824 JAMAICA	300	52	5847	1646	
990 U STATES	592240	46864	5061597	537630	
	602880	77526	7065667	853816	
PIMENTOS IN CANS	LB				148
82 SPAIN	61481	13397	175315	30097	
559 JAPAN			2070	586	
990 U STATES	49900	13901	260167	63145	
	111381	27298	437552	93828	
BEANS GREEN OR WAX CANNED	LB				149
44 BELG LUX			11765	4049	
54 FRANCE	12372	3978	49444	11297	
59 GREECE	1058	97	24415	2575	
67 ITALY			153402	24477	
73 NETHRLNDS	9789	1263	97911	11656	
990 U STATES	16504	2092	307675	34740	
	39723	7430	644612	88794	
BEANS BAKEO CANNED	LB				150
1 U KINGDOM	813	82	119467	13341	
44 BELG LUX			6200	1142	
54 FRANCE	5346	950	14097	2326	
73 NETHRLNDS	3028	439	53003	6865	
559 JAPAN			404	165	
990 U STATES	193224	18695	3984979	388582	
	202411	20166	4178150	412421	
PICKLES PACKAGEO RETAIL SALE	GAL				151
1 U KINGDOM	1488	5757	22224	76187	
44 BELG LUX			87	378	
49 OENMARK			271	690	
54 FRANCE			1470	2807	
55 GERMANY W	2281	4671	15407	25610	
59 GREECE	24	51	24	51	
67 ITALY	1428	2854	5804	13991	
73 NETHRLNOS	32	80	876	1941	

IMPORTS BY COMMODITIES AND COUNTRIES

Commodity and Country	DECEMBER 1961		JANUARY TO DECEMBER 1961		Class Number
	Quantity	Value (\$)	Quantity	Value (\$)	
82 SPAIN	1130	1297	1736	2158	152
246 CZECHO S			2095	1835	
277 POLAND	1427	1273	1937	1748	
516 HONG KONG	830	1414	9071	17414	
519 INDIA	102	228	1320	3935	
559 JAPAN	112	454	3594	9295	
824 JAMAICA			283	652	
990 U STATES	32008	50284	349023	466366	
	40862	68363	416022	625058	
PICKLES N O P	GAL				
1 U KINGDOM	800	369	3894	8574	153
44 BELG LUX			65	155	
53 FINLAND	160	267	328	687	
54 FRANCE			55	98	
55 GERMANY W	101	148	2836	4772	
59 GREECE	2489	2403	7988	5753	
67 ITALY	12370	20761	88910	126728	
73 NETHRLNDS	60058	61562	277787	271474	
82 SPAIN	21508	26763	148936	146815	
516 HONG KONG	739	1417	11772	24162	
519 INDIA			115	406	
559 JAPAN	231	643	2956	6363	
990 U STATES	79364	68401	769469	520328	
	177820	182734	1315111	1116315	
SAUCES N O P	GAL				
1 U KINGDOM	372	1572	8541	28392	154
49 DENMARK			352	1458	
54 FRANCE	43	179	223	836	
55 GERMANY W			800	3343	
67 ITALY			158	532	
73 NETHRLNDS	663	1294	3213	14305	
86 SWITZRLND			1751	4703	
516 HONG KONG	2376	7151	31482	71122	
519 INDIA			160	1028	
524 MALAYA			74	426	
559 JAPAN	48	172	1009	2582	
824 JAMAICA	30	126	586	1151	
990 U STATES	35234	84572	480402	1057426	
	38766	95066	528751	1187304	
KETCHUP	GAL				
990 U STATES	14317	24125	320524	520373	155
	14317	24125	320524	520373	
SAUCES SOY	GAL				
516 HONG KONG	14240	9170	103838	74309	162
559 JAPAN	2945	3881	22798	29537	
990 U STATES	492	1323	44705	52353	
	17677	14374	171341	156199	
BEANS SOYA	BUSH				
516 HONG KONG			481	4918	163
990 U STATES	3706353	9368374	11511785	30255724	
	3706353	9368374	11512266	30260642	
BEANS N O P	LB				
1 U KINGDOM	17800	2895	137448	18823	167
44 BELG LUX	13000	1340	273367	27137	
54 FRANCE	4409	400	20971	3140	
67 ITALY	5512	543	372691	34140	
73 NETHRLNDS	7999	2147	59550	12186	
78 PORTUGAL	5500	496	8256	796	
415 KENYA	6095	528	620335	37019	
422 RHOD NYAS	150000	10952	441627	40855	
425 TANGANYKA			391483	25650	
473 MOROCCO	5000	394	5000	394	
476 MOZAMBQUE			1800	2234	
516 HONG KONG	3413	609	109738	13223	
519 INDIA			11393	937	
559 JAPAN	4760	968	24660	3772	
614 AUSTRALIA			2160	157	
744 ARGENTINA			52409	5052	
755 CHILE			105543	6367	
774 PERU	12500	1973	342062	40339	
990 U STATES	461290	67289	5901006	627762	
	697278	90534	8881499	899983	
INDIAN CORN	BUSH				
744 ARGENTINA			1250	3283	168
990 U STATES	2420726	2933281	22697399	27399595	
	2420726	2933281	22698649	27402878	
OATS	BUSH				
874 MEXICO			5059	26170	169
990 U STATES	11402	8109	5276776	4200337	
	11402	8109	5281835	4226507	
PEAS SPLIT	LB				
1 U KINGDOM	14560	1617	171999	21216	170
44 BELG LUX			9000	1013	
73 NETHRLNDS			1885	217	
755 CHILE	2259	387	6659	966	
990 U STATES	11848	1372	842414	72290	
	28667	3376	1031957	95702	
PEAS N O P	LB				
1 U KINGDOM			35200	9636	170
67 ITALY			13118	1005	
73 NETHRLNDS	689	69	4450	447	
78 PORTUGAL	1100	154	25340	2363	
422 RHOD NYAS			6080	5604	
476 MOZAMBQUE			3660	4025	
614 AUSTRALIA			9000	635	
622 NEW ZEAL			107365	7838	

IMPORTS BY COMMODITIES AND COUNTRIES

Commodity and Country	DECEMBER 1961		JANUARY TO DECEMBER 1961		Class Number
	Quantity	Value (\$)	Quantity	Value (\$)	
874 MEXICO			145970	20998	
990 U STATES	22860	1764	1055432	67954	
RICE UNCLEANNED UNHULLED PADDY	24649	1987	1405615	120505	
	CWT				171
67 ITALY			70062	469928	
73 NETHRLNDS			140311	1118719	
782 URUGUAY	13946	65501	241009	1163933	
990 U STATES	42656	346117	102339	759209	
RICE CLEANED	56602	411618	553721	3511789	
	CWT				172
1 U KINGDOM			24	336	
44 BELG LUX			50	310	
67 ITALY	904	9654	14619	103418	
73 NETHRLNDS	950	8054	4250	34038	
516 HONG KONG	10	98	224	1845	
559 JAPAN	45	599	51	678	
744 ARGENTINA			5492	16529	
752 BRAZIL			44093	180004	
782 URUGUAY			32863	148576	
990 U STATES	18050	207987	196309	2172490	
WHEAT	19959	226392	297975	2658224	
	BUSH				174
990 U STATES			2380	11205	
CEREALS UNMILLED N O P			2380	11205	
	BUSH				175
1 U KINGDOM			3879	10876	
49 DENMARK	2166	4291	2166	4291	
990 U STATES	557	597	6156	7294	
ALFALFA OR GRASS MEAL DEHYD	2723	4888	12201	22461	
	CWT				180
76 NORWAY			600	1679	
990 U STATES	2551	6332	21525	48988	
BRAN AND MILL FEED	2551	6332	22125	50667	
	CWT				182
990 U STATES	15	90	11686	58398	
CORN MEAL	15	90	11686	58398	
	BBL				184
67 ITALY			74	1150	
990 U STATES	6141	41781	93449	659852	
HOMINY CRACKED OR DRIED CORN	6141	41781	93523	661002	
	CWT				185
990 U STATES	10603	31877	179290	575499	
MALT FLOUR	10603	31877	179290	575499	
	LB				187
990 U STATES	65000	4852	369011	31180	
OATMEAL AND ROLLED OATS	65000	4852	369011	31180	
	LB				188
1 U KINGDOM	288	76	708	143	
990 U STATES			600	52	
RICE STARCH FLOUR MEAL FEED	288	76	1308	195	
	LB				189
54 FRANCE			5554	679	
55 GERMANY W			181500	16198	
73 NETHRLNDS			1670	351	
516 HONG KONG	13880	2112	83830	12017	
559 JAPAN	500	93	1503	390	
990 U STATES	175000	15362	1258850	112188	
SAGO AND CASSAVA FLOUR	189380	17567	1532907	141823	
	LB				192
1 U KINGDOM	4480	245	28809	1904	
516 HONG KONG			18040	2512	
524 MALAYA	1120	55	16800	692	
583 THAILAND	167469	7522	2481925	83842	
752 BRAZIL	25000	1446	452565	20881	
990 U STATES	214794	20942	972335	86963	
WHEAT FLOUR	412863	30210	3970474	196794	
	CWT				194
990 U STATES			2000	11159	
CEREALS MILLED N O P			2000	11159	
	CWT				195
1 U KINGDOM			116	2869	
73 NETHRLNDS			25	227	
990 U STATES	795	2310	8687	33716	
BISCUITS AND BREAD DIETARY	795	2310	8828	36812	
					201
1 U KINGDOM		678		13548	
54 FRANCE				3569	
76 NORWAY				318	
990 U STATES		6203		35691	
BISCUITS NOT SWEETENED N O P		6881		53126	
	LB				203
1 U KINGDOM	80470	28985	1011713	323440	
44 BELG LUX			3485	836	
49 DENMARK	1312	223	24450	4618	
53 FINLAND	3352	1227	14017	3383	
54 FRANCE	55974	10945	187163	40847	
55 GERMANY W	2332	610	20460	5505	
67 ITALY			2781	1547	
73 NETHRLNDS	13214	3291	174684	43935	
76 NORWAY	4233	605	81605	13940	
85 SWEDEN	83209	10150	592169	104575	
516 HONG KONG			5314	3582	
559 JAPAN	2275	933	41089	16912	
990 U STATES	395984	101193	3625768	1002700	
	642355	158162	5784698	1565820	

IMPORTS BY COMMODITIES AND COUNTRIES

Commodity and Country	DECEMBER 1961		JANUARY TO DECEMBER 1961		Class Number
	Quantity	Value (\$)	Quantity	Value (\$)	
BISCUITS SWEETENED N O P	LB				204
1 U KINGDOM	611609	229991	9756011	3873281	
43 AUSTRIA	1239	485	30032	8715	
44 BELG LUX	61285	25445	400908	151040	
49 DENMARK	4378	1036	30037	8130	
54 FRANCE	69508	16244	382092	96297	
55 GERMANY W	4818	2423	146025	60849	
64 IRELAND			48286	19394	
67 ITALY	1587	602	66761	23976	
73 NETHRLNDS	56031	13334	571690	138939	
85 SWEDEN			6649	1708	
86 SWITZRLND			26449	8929	
246 CZECHO S			240	134	
258 GERMANY E			4118	1051	
355 ISRAEL			3250	1083	
516 HONG KONG	2617	1498	15938	8639	
559 JAPAN	8215	3226	24952	9296	
990 U STATES	125900	38274	1797687	499258	
	947187	352558	13311125	4910719	
BREAQ PASSOVER MATZO PRODUCTS					205
1 U KINGDOM				1885	
55 GERMANY W		177		2662	
355 ISRAEL				10153	
990 U STATES		8857		351297	
		9034		365997	
CEREAL FOODS 25 POUNDS OR LESS	LB				206
1 U KINGDOM	6276	1413	418760	46978	
55 GERMANY W	11521	1991	88839	17492	
67 ITALY			2310	1462	
73 NETHRLNDS	1248	541	26748	4610	
76 NORWAY			12125	3038	
86 SWITZRLND			4121	1247	
516 HONG KONG	1541	353	10112	2908	
559 JAPAN	125	59	3827	992	
990 U STATES	338187	95817	4576920	1257127	
	358898	100174	5143762	1335854	
CEREAL FOODS PREPARED N O P					207
1 U KINGDOM		1623		8543	
54 FRANCE				286	
55 GERMANY W				1972	
67 ITALY				185	
86 SWITZRLND				1334	
559 JAPAN		268		1605	
990 U STATES		19613		369803	
		21504		383728	
MACARONI AND VERMICELLI	LB				208
54 FRANCE			1971	264	
67 ITALY	11238	1712	275255	32886	
73 NETHRLNDS	3103	332	60557	6550	
516 HONG KONG	10214	2667	79060	20676	
559 JAPAN			8792	1575	
990 U STATES	109573	18840	2162388	340624	
	134128	23551	2588023	402575	
MILK FOODS N O P	LB				209
1 U KINGDOM	3048	1121	35443	13377	
55 GERMANY W			3360	2191	
76 NORWAY	1164	520	22878	9841	
85 SWEDEN	970	325	3395	1126	
990 U STATES	413036	121975	2474187	874183	
	418218	123941	2539263	900718	
ARROWROOT	LB				221
614 AUSTRALIA			69816	9542	
752 BRAZIL			10500	1540	
826 LEEW WIND			400000	46745	
990 U STATES			48100	7668	
			528416	65495	
MALT WHOLE CRUSHEO OR GROUND	LB				224
990 U STATES			102000	5203	
			102000	5203	
SAGO AND TAPIOCA	LB				225
1 U KINGDOM			10154	577	
524 MALAYA			139468	8082	
556 INDONESIA			75786	8680	
752 BRAZIL	10000	1080	215125	18890	
990 U STATES	161500	24363	1289715	186861	
	171500	25443	1730248	223090	
ALL OTHER BREADSTUFFS N O P					226
1 U KINGDOM				10872	
55 GERMANY W		1460		2907	
85 SWEDEN				464	
516 HONG KONG				1280	
990 U STATES		2176		64115	
		3636		79638	
CHOCOLATES IN RETAIL PACKAGES	LB				239
1 U KINGDOM	72913	33281	1186220	651657	
43 AUSTRIA			1502	1238	
44 BELG LUX	905	396	2423	1274	
49 DENMARK			10221	7036	
53 FINLAND			292	111	
54 FRANCE	666	883	6573	4048	
55 GERMANY W	16206	7560	115673	61631	
59 GREECE			458	480	
64 IRELAND	15507	5868	816336	345057	
67 ITALY	6100	5523	12371	11423	
73 NETHRLNDS	3169	1610	98205	52317	
86 SWITZRLND	24366	17841	38365	28277	

IMPORTS BY COMMODITIES AND COUNTRIES

Commodity and Country	DECEMBER 1961		JANUARY TO DECEMBER 1961		Class Number
	Quantity	Value (\$)	Quantity	Value (\$)	
246 CZECHO S	3600	1518	40702	9203	240
355 ISRAEL			25831	8869	
990 U STATES			407416	194489	
CONFECTIONERY CHOCOLATE N O P	176025	87694	2762588	1377110	
1 U KINGDOM	525746	194063	4428244	1687140	
43 AUSTRIA	2442	1697	18052	8515	
44 BELG LUX	13931	4938	62134	24140	
49 DENMARK	4935	4324	59348	25981	
53 FINLAND	4960	1761	16246	6138	
54 FRANCE	13227	4952	156423	50433	
55 GERMANY W	119734	46940	592587	309361	
59 GREECE			1841	386	
64 IRELAND	7639	3157	125091	48481	
67 ITALY	2568	2066	77374	58223	
73 NETHRLNDS	61321	23639	664986	267746	
76 NORWAY	1186	638	5786	3064	
86 SWITZRLND	37046	27094	175926	126697	
246 CZECHO S	54074	21162	87969	34209	
277 POLAND			3832	546	
355 ISRAEL	20282	6238	133549	45589	
559 JAPAN	115	69	608	293	
990 U STATES	171388	60764	2175805	783353	
FRUIT PIES FROZEN	1040594	403502	8785801	3480295	241
990 U STATES	91852	17976	979022	198863	
CONFECTIONS SWEETENED N O P	91852	17976	979022	198863	242
1 U KINGDOM	331317	42913	1138521	245928	
44 BELG LUX	1361	305	14195	3574	
49 DENMARK	31761	12478	137871	49794	
54 FRANCE	47553	15425	73591	28679	
55 GERMANY W	7327	3426	137814	45186	
64 IRELAND	1056	508	70145	25168	
67 ITALY	6801	4440	69174	44593	
73 NETHRLNDS	27686	5211	441136	70895	
85 SWEDEN			985	673	
86 SWITZRLND			440	251	
516 HONG KONG	2298	905	20567	8564	
559 JAPAN	175	145	965	343	
990 U STATES	503776	186926	5786659	2142093	
FRUITS PEELB CANDIED	961111	272682	7892063	2665741	
1 U KINGDOM	1470	581	4515	1441	
54 FRANCE	99810	26110	1352754	329941	
55 GERMANY W			1020	759	
67 ITALY	250	195	2325	1240	
73 NETHRLNDS			4056	1224	
82 SPAIN			132	58	
427 UN SO AFR			25800	2134	
516 HONG KONG			620	185	
578 TAIWAN			13500	3115	
614 AUSTRALIA			65114	7782	
990 U STATES	13109	6623	181254	52732	
GINGER PRESERVED	114639	33509	1651090	400611	244
1 U KINGDOM	135	118	1765	1447	
516 HONG KONG	11595	3754	223221	48579	
559 JAPAN			9508	1806	
578 TAIWAN			2000	895	
614 AUSTRALIA			2416	794	
SUGAR CANDY CONFECTIONERY N O P	11730	3872	238910	53521	246
1 U KINGDOM	1584599	377167	17684492	4205856	
43 AUSTRIA	7490	3511	93108	23642	
44 BELG LUX	5776	768	42286	11957	
49 DENMARK	8970	3697	230360	54716	
53 FINLAND	5357	1413	33677	7885	
54 FRANCE	103945	19396	289601	74384	
55 GERMANY W	31841	9477	310443	95970	
59 GREECE	218	101	3339	1017	
64 IRELAND	34569	7421	285042	66558	
67 ITALY	59820	25581	310853	147273	
73 NETHRLNDS	151011	30688	1423994	301385	
76 NORWAY	1430	743	1430	743	
82 SPAIN			584	519	
85 SWEDEN			573112	96072	
86 SWITZRLND			7264	2821	
246 CZECHO S	27422	4244	254167	32825	
258 GERMANY E	2866	259	97814	12154	
277 POLAND	9589	958	57945	6913	
287 U S S R			3380	2237	
355 ISRAEL	26200	3832	293903	47290	
516 HONG KONG	16037	4867	115089	30806	
559 JAPAN	2042	800	59550	20980	
614 AUSTRALIA			4872	567	
758 COLOMBIA			5137	807	
848 CUBA	38962	6210	63019	9791	
886 P RICO			7308	1184	
990 U STATES	187561	59464	3809689	1011602	
BUBBLE GUM	2305705	560597	26061458	6267961	247
1 U KINGDOM	2050	739	299277	63351	
49 DENMARK			75851	30552	
54 FRANCE			29046	9689	
55 GERMANY W			6000	1185	

IMPORTS BY COMMODITIES AND COUNTRIES

Commodity and Country	DECEMBER 1961		JANUARY TO DECEMBER 1961		Class Number
	Quantity	Value (\$)	Quantity	Value (\$)	
64 IRELAND	50142	10362	976879	191250	249
67 ITALY	600	208	600	208	
73 NETHRLNDS			13562	4046	
355 ISRAEL			19480	4097	
886 P RICO			22100	5994	
990 U STATES	31629	10321	570798	191714	
CHEWING GUM N O P	84421	21630	2013593	502086	
1 U KINGDOM	LB		30051	7550	
49 DENMARK			14214	3769	
54 FRANCE			7886	3872	
55 GERMANY W			2093	774	
73 NETHRLNDS			49830	11303	
990 U STATES	3269	2059	136570	50529	
GLUCOSE AND SYRUP CORN SYRUP	CWT				251
1 U KINGDOM	67	505	9035	54315	
55 GERMANY W	17	962	368	12321	
73 NETHRLNDS	46	593	520	6075	
427 UN SO AFR			1110	4700	
990 U STATES	4632	33130	81059	619348	
MOLASSES OF CANE N O P	GAL				252
427 UN SO AFR			1470400	136286	
716 B GUIANA			4785541	568784	
822 BARBADOS			3426798	357945	
828 TRINIDAD			5746916	758776	
848 CUBA			1531742	170004	
886 P RICO			1986031	236898	
990 U STATES	243584	42147	2020890	380888	
MOLASSES FOR HUMAN CONSUMPTION	243584	42147	20968318	2609581	
822 BARBADOS	GAL				
990 U STATES	204620	163453	1564885	884066	
	8853	11488	64773	70353	
SYRUPS OF CANE OR BEET N O P	213473	174941	1629658	954419	256
1 U KINGDOM	GAL				
990 U STATES	7570	11239	28875	41059	
SUGAR RAW IMPORTED BY REFINERS	435	1317	2338	6520	262
417 MAURITIUS	8005	12556	31213	47579	
427 UN SO AFR	CWT				
614 AUSTRALIA	392560	1324223	1764506	6025461	
617 FIJI	210284	809309	804510	3155616	
716 B GUIANA	13330	43905	3636837	12199666	
817 S HONO			701023	2817104	
822 BARBADOS	206094	680167	2585866	9425369	
824 JAMAICA			137488	525874	
826 LEEW WIND	208966	733445	887310	3566640	
828 TRINIDAD			2343862	9411783	
848 CUBA	56000	124569	235138	876038	
862 FR W IND			933260	3631848	
			789776	2581515	
			44315	124791	
SUGAR RAW N O P	1087234	3715618	14863891	54341705	263
716 B GUIANA	CWT				
848 CUBA	310	1175	50574	210234	
855 DOM REP	253	661	253	661	
862 FR W IND			95050	357033	
SUGAR REFINED	92150	293988	238027	861916	264
1 U KINGDOM	CWT				
73 NETHRLNDS			78	1053	
848 CUBA			29	260	
990 U STATES			85000	466268	
SUGAR AND SYRUP MAPLE			198	4113	265
990 U STATES	LB		85305	471694	
COCOA BEANS NOT ROASTED			6977	2346	271
1 U KINGDOM	CWT				
55 GERMANY W			30815	654635	
414 GHANA	280	6310	1120	28323	
418 NIGERIA	3342	68075	148350	3191794	
457 FR W AFR			96959	2110361	
513 CEYLON			2192	56358	
614 AUSTRALIA			1904	45713	
752 BRAZIL			565	11247	
763 ECUADOR	750	14361	8669	205186	
785 VENEZUELA			6992	164034	
824 JAMAICA	2370	43469	2815	73367	
826 LEEW WIND			6616	143342	
828 TRINIDAD			1807	45175	
855 DOM REP			3928	129169	
990 U STATES			377	9475	
			38696	952168	
COCOA BUTTER	6742	132215	351805	7820347	273
1 U KINGDOM	LB				
54 FRANCE	772688	485195	4393045	2522890	
55 GERMANY W			11375	8533	
64 IRELAND			35825	8505	
67 ITALY			89980	54155	
73 NETHRLNDS	244107	117648	374788	200739	
414 GHANA			756054	384158	
752 BRAZIL	220438	116383	44688	23133	
763 ECUADOR	15053	6972	2399273	1211117	
785 VENEZUELA			15053	6972	
			11023	5516	

IMPORTS BY COMMODITIES AND COUNTRIES

Commodity and Country	DECEMBER 1961		JANUARY TO DECEMBER 1961		Class Number
	Quantity	Value (\$)	Quantity	Value (\$)	
824 JAMAICA	22 400	113 60	909 915	4999 40	274
828 TRINIDAD	5 000 9	260 38	10 000 48	5 112 0	
855 DOM REP			19 000 0	100 281	
990 U STATES	1 000	631	18 607 6	935 93	
	132 569 5	764 227	951 714 3	5170 652	
COCOA PASTE NOT SWEETENED	LB				274
1 U KINGDOM	1 120	258	101 712 8	174 187	
54 FRANCE	125 660	269 43	84 712 2	221 402	
55 GERMANY W	33 598	2 420	18 976 6	411 56	
73 NETHRLNDS	61 350	12 108	85 888 2	162 710	
82 SPAIN			11 001 0	26 801	
355 ISRAEL			1 008	629	
752 BRAZIL			11 293	721	
855 DOM REP			22 969	6 003	
990 U STATES	6 132	2 088	73 448	178 66	
	227 860	4 381 7	313 162 6	651 475	
COCOA PASTE SWEETENED	LB				275
1 U KINGDOM			10 430	2 340	
55 GERMANY W			1 378	218	
73 NETHRLNDS	1 100	467	6 460	2 388	
86 SWITZRLND			3 492	1 608	
990 U STATES	14 700	5530	12 493 0	44 336	
	15 800	5 997	14 669 0	50 890	
COCOA OR CHOCOLATE POWDER	LB				276
1 U KINGDOM	5 600	1 115	20 410 4	408 15	
54 FRANCE	15 147	4071	57 147	9 697	
55 GERMANY W	59 590	5 772	18 990 1	209 36	
67 ITALY			48 173	38 39	
73 NETHRLNDS	184 132	27 479	278 959 4	455 531	
86 SWITZRLND			11 38	403	
990 U STATES	14 720 8	38 974	216 504 1	445 715	
	411 677	77 411	545 509 8	976 936	
COCOA AND CHOCOLATE PREPS NOP	LB				277
1 U KINGDOM	11 319 4	17 772	353 466 5	710 640	
44 BELG LUX	26 46	639	563 4	17 44	
54 FRANCE	50 99	22 73	83 02	35 56	
55 GERMANY W	35 86	6 49	125 628	28 783	
64 IRELAND	560 000	91 821	391 724 5	647 094	
67 ITALY			55 901	81 76	
73 NETHRLNDS	39 089	7 700	48 469 3	94 638	
86 SWITZRLND	15 104	4 919	29 132	9 818	
414 GHANA			22 400 0	13 711	
752 BRAZIL			151 809 7	100 728	
855 DOM REP			6 772 3	73 38	
990 U STATES	132 888	21 165	136 882 3	307 750	
	871 606	146 938	1133 984 3	1933 976	
CHICORY	LB				282
44 BELG LUX	16 321	1 448	13 422 1	11 162	
54 FRANCE	2 240	278	17 202 1	11 453	
73 NETHRLNDS	1 120	113	11 316 1	10 748	
990 U STATES	32 70	1 371	65 617	22 735	
	22 951	3 210	48 502 0	56 098	
COFFEE GREEN	LB				283
1 U KINGDOM			20 719 4	767 36	
329 B M E NES			122 738	481 10	
415 KENYA	5 656 14	221 493	65 664 71	253 705 7	
418 NIGERIA			129 056	47 844	
425 TANGANYKA	5 285 4	162 71	284 404 8	1022 880	
426 UGANDA	336 389	56 110	85 484 91	1815 554	
446 ANGOLA	55 160	9 373	66 191 8	122 756	
449 CONGO	17 382	70 61	131 935 5	467 351	
457 FR W AFR			660 528	123 626	
519 INDIA	270	95	530 686	185 643	
524 MALAYA			24 545	6 888	
747 BOLIVIA	6 676	23 95	13 298	4 742	
752 BRAZIL	59 750 06	193 366 0	60 405 77 3	21 512 55 3	
758 COLOMBIA	21 024 46	90 720 2	287 23 712	12 463 76 8	
763 ECUADOR	68 452	19 339	499 835	15 309 0	
769 PARAGUAY			13 200	4 345	
774 PERU			51 380 7	19 740 4	
785 VENEZUELA	37 013	14 424	111 604 9	430 902	
824 JAMAICA	82 500	32 160	8 250 0	32 160	
828 TRINIDAD	5 250	15 42	708 322	142 866	
845 C RICA	33 053 4	129 850	191 111 3	759 847	
855 DOM REP	184 460	66 648	135 376 9	482 390	
857 EL SALVO	64 529 2	23 286 2	317 124 0	115 142 4	
864 GUATEMALA	84 549 7	31 185 5	323 483 7	123 107 7	
867 HAITI			275 294	91 020	
869 HONDURAS			466 674	16 759 3	
874 MEXICO	34 191 4	12 476 6	685 944 5	25 658 07	
879 NICARAGUA			25 822 5	97 370	
990 U STATES	101 050 8	25 285 7	167 940 17	424 139 0	
	12 663 217	433 996 3	1 480 161 40	52 184 193	
COFFEE ROASTED AND SUBSTITUTES	LB				286
1 U KINGDOM			1 384	1 182	
55 GERMANY W			62 19	22 24	
67 ITALY			39 15	16 91	
73 NETHRLNDS			10 73	616	
752 BRAZIL			1200	792	
824 JAMAICA	900	807	3279	2810	
990 U STATES	23 118 9	15 475 8	189 745 1	132 465 0	
	23 208 9	15 556 5	191 452 1	133 396 5	
COFFEE EXTRACT OF N O P	LB				287
1 U KINGDOM			100 691	355 77	
55 GERMANY W			1017	1783	
86 SWITZRLND	498	762	824	1280	

IMPORTS BY COMMODITIES AND COUNTRIES

Commodity and Country	DECEMBER 1961		JANUARY TO DECEMBER 1961		Class Number	
	Quantity	Value (\$)	Quantity	Value (\$)		
990 U STATES	4500	3661	674739	297722	288	
INSTANT COFFEE POWDER	4998	4423	777271	336362		
1 U KINGDOM			1420	1362	289	
54 FRANCE	792	1474	2159	5457		
55 GERMANY W			681	1154		
73 NETHRLNDS			8030	17396		
857 EL SALVD			15130	28222		
990 U STATES	221949	333547	3340130	5364257		
	222741	335021	3367550	5417848		
CLOVES UNGROUND					291	
1 U KINGDOM	5600	2152	6706	2621		
415 KENYA	26880	10041	143296	51748		
462 FR AF NES			27897	7497		
524 MALAYA			7848	3947		
826 LEEW WIND			1000	400		
990 U STATES			4777	4384		
	32480	12193	191524	70597		
GINGER UNGROUND					292	
1 U KINGDOM	9139	2794	66648	11398		
423 S LEONE			41047	7587		
516 HONG KONG	1680	233	20690	2526		
519 INDIA	2240	393	96480	13853		
559 JAPAN			2000	366		
617 FIJI			44513	5230		
824 JAMAICA			84886	21652		
848 CUBA			942	187		
886 P RICO			23197	4422		
990 U STATES	1503	360	39189	9211		
	14562	3780	419592	76432		
MUSTARD GROUND						293
1 U KINGDOM	27504	15151	440188	231306		
54 FRANCE			200	453		
73 NETHRLNDS			19183	992		
990 U STATES	35482	10579	299142	86361		
	62986	25730	758713	319112		
NUTMEGS AND MACE					294	
73 NETHRLNDS			370	550		
524 MALAYA			25344	28505		
826 LEEW WIND	25115	22335	218535	231646		
828 TRINIDAD			13510	13753		
990 U STATES	1127	2878	18542	33565		
	26242	25213	276301	308019		
PEPPER UNGROUND					296	
1 U KINGDOM			46888	20830		
55 GERMANY W			238	100		
82 SPAIN	22000	6888	26400	8207		
246 CZECHO S			5512	1105		
262 HUNGARY			8840	1523		
288 YUGO SLAV			33000	3151		
377 SUDAN			9678	3617		
418 NIGERIA			30520	5374		
425 TANGANYKA			3681	1539		
426 UGANO A	11152	2820	121503	40772		
473 MOROCCO			25850	7196		
519 INDIA	131040	52246	1664840	697157		
524 MALAYA	109760	47111	805738	357094		
529 S E I NES			159040	81846		
559 JAPAN	11300	2922	74600	19283		
824 JAMAICA			3360	2122		
990 U STATES	36458	13933	111525	48329		
	321710	125920	3131223	1299245		
SPICES N O P UNGROUND					297	
1 U KINGDOM			25380	12131		
55 GERMANY W	309	882	309	882		
67 ITALY			276	340		
73 NETHRLNDS			13288	3365		
429 B AFR NES	10080	979	62216	5409		
513 CEYLON			8580	5029		
516 HONG KONG			204532	68542		
519 INDIA			8705	1278		
524 MALAYA			149356	33790		
553 CHINA COM			33246	14249		
556 INDONESIA	104145	21543	298677	56535		
586 VIET NAM			13580	5022		
824 JAMAICA	33742	21153	133162	81753		
874 MEXICO			7920	4543		
990 U STATES	7786	3336	72890	31329		
	156062	47893	1032117	324197		
GINGER AND SPICES NOP GROUND						298
1 U KINGDOM	450	342	24670	15918		
54 FRANCE			300	251		
55 GERMANY W	372	420	7383	7125		
67 ITALY	1103	390	3745	2929		
73 NETHRLNDS	1506	1123	7249	6147		
82 SPAIN	156700	61718	747522	235347		
86 SWITZRLND			170	408		
262 HUNGARY	13750	3376	37810	8257		
288 YUGO SLAV			77243	17571		
473 MOROCCO	16500	5525	16500	5525		
516 HONG KONG			1080	673		
519 INDIA	2958	725	18502	4842		
874 MEXICO			92	59		
990 U STATES	36890	25042	449728	344298		
	230229	98661	1391994	649350		

IMPORTS BY COMMODITIES AND COUNTRIES

Commodity and Country	DECEMBER 1961		JANUARY TO DECEMBER 1961		Class Number
	Quantity	Value (\$)	Quantity	Value (\$)	
VANILLA BEANS CRUOE	LB				300
1 U KINGDOM	486	2927	2285	14323	
55 GERMANY W	110	891	110	891	
826 LEEW WIND			3210	19065	
862 FR W IND			1235	7410	
874 MEXICO	278	2362	4313	31120	
990 U STATES	1778	11775	35370	238078	
	2652	17955	46523	310887	
SEEDS AROMATIC CRUDE	LB				301
1 U KINGDOM			27020	8050	
54 FRANCE			2008	415	
55 GERMANY W			9983	1698	
73 NETHRLNDS	4400	825	176969	27734	
82 SPAIN			2750	760	
385 UAR EGYPT	4410	752	4410	752	
473 MOROCCO	27929	3446	216594	28701	
516 HONG KONG			2351	246	
519 INDIA	3080	1669	51067	9814	
864 GUATEMALA			660	1781	
990 U STATES	2867	887	84419	24661	
	42686	7579	578231	104612	
TEA BLACK	LB				319
1 U KINGDOM	440882	247515	6506523	3693796	
44 BELG LUX			34806	13514	
55 GERMANY W	55	94	64612	26211	
64 IRELAND			2514	2230	
73 NETHRLNDS	72778	30110	547603	241660	
287 U S S R	2679	1268	2679	1268	
355 ISRAEL			132	424	
415 KENYA	190452	96672	1084473	597409	
422 RHOD NYAS	1455	668	59634	26325	
425 TANGANYKA	6371	2939	332450	173966	
426 UGANDA	94070	49936	859396	468432	
449 CONGO	67756	29195	101316	42052	
454 FR EQ AFR	37050	14711	49106	20003	
476 MOZAMBOQUE	2399	1014	51665	16344	
513 CEYLON	1823964	960833	18092606	9029425	
516 HONG KONG	3479	2130	116914	60064	
519 INDIA	1197555	639977	15715691	8868716	
524 MALAYA			14375	7809	
527 PAKISTAN	13774	5751	31538	14134	
553 CHINA COM	25000	6721	71175	19573	
556 INDONESIA	18796	7334	190378	80584	
559 JAPAN	34350	6518	258559	54519	
578 TAIWAN	15000	4079	179375	56965	
744 ARGENTINA			17196	6141	
752 BRAZIL			7739	2359	
769 PARAGUAY			2240	600	
990 U STATES	6956	5483	508984	302779	
	4054821	2112948	44903679	23827302	
TEA GREEN	LB				320
1 U KINGDOM	30612	20000	44005	25239	
513 CEYLON			4190	1761	
516 HONG KONG	6430	3741	38170	24062	
559 JAPAN	435	179	357840	113166	
578 TAIWAN			1419	1120	
990 U STATES			595	343	
	37477	23920	446219	165691	
VINEGAR	GAL				341
1 U KINGDOM			167	378	
54 FRANCE	246	442	4495	7068	
67 ITALY	1103	1541	7177	7046	
73 NETHRLNDS	150	141	436	385	
78 PORTUGAL	443	213	1909	709	
516 HONG KONG			90	68	
559 JAPAN			722	544	
990 U STATES	1505	2427	200596	72468	
	3447	4764	215592	88666	
YEAST IN CAKES AND PACKAGES	LB				352
1 U KINGDOM	28000	2642	249643	25315	
54 FRANCE			106	113	
990 U STATES	360	195	26473	24884	
	28360	2837	276222	50312	
YEAST IN BULK	LB				353
990 U STATES	1000	735	44089	10304	
	1000	735	44089	10304	
HOPS	LB				362
44 BELG LUX			3315	2194	
55 GERMANY W	6060	8094	36356	40787	
246 CZECHOS			6948	5975	
288 YUGO SLAV			40023	26896	
990 U STATES	664636	438465	1893097	1175180	
	670696	446559	1979739	1251032	
LIQUORICE UNSWEETENED	LB				364
1 U KINGDOM			948	266	
990 U STATES	2600	861	546376	144075	
	2600	861	547324	144341	
MALT SYRUP AND EXTRACTS	LB				365
1 U KINGDOM	29410	5745	409083	81935	
73 NETHRLNDS			107800	16568	
990 U STATES	14207	4183	757698	173638	
	43617	9928	1274581	272141	
ESSENCES EXTRACTS N O P	GAL				367
1 U KINGDOM			1475	16444	
54 FRANCE			1980	2337	
55 GERMANY W	30	1193	189	5984	

IMPORTS BY COMMODITIES AND COUNTRIES

Commodity and Country	DECEMBER 1961		JANUARY TO DECEMBER 1961		Class Number
	Quantity	Value (\$)	Quantity	Value (\$)	
67 ITALY			976	33580	
73 NETHRLNDS			477	3241	
815 BERMUDA			76	3128	
990 U STATES	114	2701	1582	69192	
POTATOES FRENCH FRIED FROZEN	144	3894	6755	133906	
990 U STATES	LB				380
POTATO CHIPS NOT FROZEN	97213	12646	1324915	178633	
990 U STATES	97213	12646	1324915	178633	
POTATO CHIPS NOT FROZEN	LB				381
990 U STATES	30248	13468	1875440	752540	
VEGETABLE FOOD PRODUCTS N O P	30248	13468	1875440	752540	
1 U KINGDOM		45579		498561	390
44 BELG LUX				5203	
49 DENMARK		259		8248	
54 FRANCE				882	
55 GERMANY		50		32089	
67 ITALY				3661	
73 NETHRLNDS		1472		11267	
85 SWEDEN		1645		11377	
86 SWITZRLND		2589		6818	
363 LEBANON		282		751	
516 HONG KONG		6977		67526	
519 INDIA				603	
524 MALAYA				766	
559 JAPAN		1685		9956	
990 U STATES		233632		2647888	
		294170		3305596	

IMPORTS BY COMMODITIES AND COUNTRIES

Commodity and Country	DECEMBER 1961		JANUARY TO DECEMBER 1961		Class Number
	Quantity	Value (\$)	Quantity	Value (\$)	
GROUP 1					
AGRICULTURAL PRODUCTS					
B OTHER THAN FOOD					
ALE BEER PORTER AND STOUT	GAL				
1 U KINGDOM	22370	30951	294934	409939	1501
49 DENMARK	1165	1499	17856	22465	
55 GERMANY W	4052	5123	44521	53093	
73 NETHRLNDS	817	1099	10666	13357	
559 JAPAN	757	1718	5235	16592	
	29161	40390	373212	515446	
BRANNOY	P GAL				
1 U KINGDOM			739	6373	1511
54 FRANCE	14047	167736	248775	2135648	
55 GERMANY W	21	277	951	12309	
59 GREECE	287	2514	2323	19769	
67 ITALY			536	3960	
73 NETHRLNDS			35	385	
78 PORTUGAL	2124	8576	21467	85858	
82 SPAIN	420	2576	4710	28216	
86 SWITZRLND	35	672	174	3325	
246 CZECHO S	21	148	216	1458	
288 YUGO SLAV	386	2243	2797	15193	
316 CYPRUS			3840	15140	
355 ISRAEL	42	633	477	6781	
427 UN SO AFR	8946	26607	131141	360568	
614 AUSTRALIA	5645	21653	57142	215115	
990 U STATES	70	756	182	2011	
	32044	234391	475505	2912109	
CORONALS AND LIQUEURS N O P	P GAL				
1 U KINGDOM	2720	41757	23287	337496	1512
49 DENMARK	739	11045	7002	104176	
54 FRANCE	3945	49144	43066	503172	
55 GERMANY W	108	978	136	1443	
59 GREECE	121	866	953	7240	
64 IRELAND	30	460	143	2188	
67 ITALY	533	4149	2100	22497	
73 NETHRLNDS	3058	34196	22288	237553	
76 NORWAY			383	1778	
85 SWEDEN	56	211	311	1475	
262 HUNGARY	204	1503	583	4308	
288 YUGO SLAV	280	1472	523	2972	
614 AUSTRALIA	9	89	443	4544	
824 JAMAICA	771	8763	4174	46704	
828 TRINIDAD	9	197	1163	26928	
848 CUBA			100	1743	
874 MEXICO	33	239	387	6881	
886 P RICO	179	1022	1985	11377	
990 U STATES	21	799	82	2506	
	12816	156890	109109	1326981	
GIN	P GAL				
1 U KINGDOM	11517	62474	220053	1058358	1513
55 GERMANY W	42	214	371	1968	
73 NETHRLNDS	418	1804	8120	25130	
	11977	64492	228544	1085456	
RUM	P GAL				
1 U KINGDOM	40340	114313	336780	1109536	1514
54 FRANCE	98	678	653	4776	
614 AUSTRALIA	210	647	210	647	
716 G GUIANA	22125	39257	302148	431633	
813 SAHAMAS	51238	60830	104849	116736	
822 BARBADOS	4481	15196	89110	235830	
824 JAMAICA	7231	24960	121557	311908	
828 TRINIDAD	9052	44531	95211	435702	
848 CUBA	983	2631	3236	27779	
867 HAITI	111	844	1014	7442	
874 MEXICO	245	3236	1115	14485	
886 P RICO	2139	15929	84616	618621	
990 U STATES			489	679	
	138253	323052	1140988	3315774	
WHISKY	P GAL				
1 U KINGDOM	88667	702859	893313	6934782	1515
64 IRELAND	49	408	405	3271	
73 NETHRLNDS			6	68	
990 U STATES	768	9673	430098	707130	
	89484	712940	1323822	7645251	
ABSINTHE ALCOHOLIC LIQUORS N O P	P GAL				
277 POLAND	35	222	11004	72796	1516
287 U S S R			45	385	
	35	222	11049	73181	
WINES NON SPARKLING	GAL				
1 U KINGDOM	12762	67101	99331	541819	1530
43 AUSTRIA	237	1011	3150	11640	
44 BELG LUX			330	1116	
49 DENMARK	1865	5737	18321	51911	
54 FRANCE	53554	208634	566967	2150548	
55 GERMANY W	6756	32754	69638	336271	
59 GREECE	1367	2678	19394	34252	
64 IRELAND			2098	10432	

IMPORTS BY COMMODITIES AND COUNTRIES

Commodity and Country	DECEMBER 1961		JANUARY TO DECEMBER 1961		Class Number
	Quantity	Value (\$)	Quantity	Value (\$)	
67 ITALY	4 0003	1 387 30	4 081 95	1 260 709	
73 NETHRLNDS			165	542	
78 PORTUGAL	21 557	4 396 65	28 740 4	4 817 01	
82 SPAIN	10 378	3 356 8	9 517 7	3 035 49	
86 SWITZRLND	576	2 317	3 780	14 846	
262 HUNGARY	298	1 645	1 866	9 207	
316 CYPRUS	509	743	8 116	13 356	
355 ISRAEL	497	1 613	11 018	3 851 9	
427 UN SO AFR	23 621	4 150 2	21 818 6	4 056 57	
443 ALGERIA	6 200	8 854	5 843 7	8 714 6	
516 HONG KONG	28	1 80	2 778	12 624	
614 AUSTRALIA	28 426	6 827 9	32 021 0	7 148 21	
755 CHILE	100	3 86	100	3 86	
990 U STATES	11 464	3 594 7	13 389 0	3 856 17	
	220 198	6 956 44	2 328 551	6 866 669	
WINES SPARKLING					1 560
1 U KINGDOM			178	1 188	
54 FRANCE	5 413	6 547 6	4 672 1	5 587 90	
55 GERMANY W	363	2 395	2 544	1 668 6	
67 ITALY	1 389	6 995	7 737	3 798 8	
82 SPAIN			6	60	
355 ISRAEL			496	3 819	
614 AUSTRALIA	20	174	186	1 624	
990 U STATES	300	4 252	428	5 926	
	7 485	7 929 2	58 296	6 260 81	
GUMS AMBER AND ARABIC					1 571
1 U KINGDOM	2 781 7	1 255	10 384 6	14 077	
377 SUOAN	3 306 9	44 91	47 026 7	71 721	
418 NIGERIA			9 493	1 187	
990 U STATES	1 483 4	4 697	35 293 2	10 864 5	
	7 572 0	10 443	93 653 8	19 563 0	
GUMS AUSTL COPAL DAMAR ETC					1 572
524 MALAYA	3 360 0	1 345	11 852 50	5 723 5	
990 U STATES	1 201 2	3 232	14 570 1	3 959 0	
	4 561 2	4 577	13 309 51	9 682 5	
GUMS BARBERRY ELEMI GEDDA ETC					1 573
1 U KINGDOM			256	1 044	
559 JAPAN			250	348	
990 U STATES	4 843	3 902	400 450	20 381 0	
	4 843	3 902	400 956	20 520 2	
CHICLE OR SAPPATO GUM CRUDE					1 576
817 B HOND			2 275 9	19 377	
864 GUATEMALA			3 242 40	30 484 1	
874 MEXICO			1 779 0	19 726	
990 U STATES	8 050 5	4 178 3	71 207 0	35 604 1	
	8 050 5	4 178 3	107 685 9	69 998 5	
SHELLAC BLEACHED					1 577
1 U KINGDOM	1 120	502	6 780	29 34	
55 GERMANY W			2 000	800	
990 U STATES	7 000	3 931	9 311 0	49 504	
	8 120	4 433	10 189 0	53 238	
LAC CRUDE SEED STICK AND SHELL					1 579
1 U KINGDOM	1 148	3 62	4 592 3	12 378	
519 INDIA	69 021	1 691 6	10 227 37	21 325 9	
583 THAILAND			90 390 3	16 679 0	
990 U STATES	4 306 7	8 573	188 154	55 369	
	11 323 6	2 585 1	21 607 17	44 779 6	
RESIN OR ROSIN					1 580
1 U KINGDOM			11 190 0	10 245	
59 GREECE			4 441 2	7 699	
874 MEXICO	1 983 37	1 454 2	26 420 8	21 087	
990 U STATES	18 795 26	20 686 7	22 395 30	24 381 09	
	20 778 63	22 140 9	22 816 020	24 771 40	
ROSIN SIZING					1 581
990 U STATES	1 492 181	21 421 0	1 593 822 1	2 356 567	
	1 492 181	21 421 0	1 593 822 1	2 356 567	
GUMS AND BLENDS N O P					1 583
1 U KINGDOM	11 710	8 885	80 655	5 697 0	
49 DENMARK	1 520	2 097	3 320	4 543	
67 ITALY			5 936 0	21 114	
73 NETHRLNDS			5 105 3	19 885	
76 NORWAY			1 476	10 43	
82 SPAIN	50 000	12 679	50 000	12 679	
519 INDIA			4 515 5	20 35	
529 B E I NES			10 600	10 18	
874 MEXICO			12 820 0	7 865	
990 U STATES	21 579 0	10 398 0	4 312 385	16 904 83	
	27 902 0	12 764 1	47 422 04	18 176 35	
TALL OIL AND TALL OIL PITCH					1 584
85 SWEDEN	6 147 1	2 346	10 170 9	3 665	
990 U STATES	8 736 67	5 155 8	11 271 579	7 105 25	
	9 351 38	5 390 4	11 373 288	7 141 90	
COTTON SEED CAKE AND MEAL					1 591
990 U STATES	2 211	7 502	5 764 9	1 784 36	
	2 211	7 502	5 764 9	1 784 36	
LINSEED OIL CAKE AND MEAL					1 592
990 U STATES			4 645	14 052	
			4 645	14 052	
SOYA BEAN OIL CAKE AND MEAL					1 594
990 U STATES	4 348 96	1 372 199	3 964 812	1 293 199 7	
	4 348 96	1 372 199	3 964 812	1 293 199 7	
SOYA BEAN FLOUR					1 595
55 GERMANY W			44	506	
990 U STATES	1 760	1 409 8	29 627	2 483 87	
	1 760	1 409 8	29 671	2 488 93	

IMPORTS BY COMMODITIES AND COUNTRIES

Commodity and Country	DECEMBER 1961		JANUARY TO DECEMBER 1961		Class Number
	Quantity	Value (\$)	Quantity	Value (\$)	
OIL CAKE AND MEAL N O P	CWT				1597
752 BRAZIL			43582	123391	
990 U STATES			6352	20153	
			49934	143544	
CASTOR OIL NOT EDIBLE	CWT				1601
1 U KINGDOM			3700	61265	
73 NETHRLNDS			3307	50433	
519 INDIA			285	5203	
752 BRAZIL	963	15062	42387	568590	
990 U STATES	57	1562	901	25072	
	1020	16624	50580	710563	
CHINAWOOD OIL NOT EDIBLE	CWT				1602
516 HONG KONG			885	20494	
744 ARGENTINA	601	19232	11948	356081	
769 PARAGUAY			5808	155278	
990 U STATES	21	749	10386	224725	
	622	19981	29027	756578	
COCOANUT OIL CRUDE AND REFINED	CWT				1603
1 U KINGDOM			1547	25806	
55 GERMANY W			22	608	
64 IRELAND			203	3083	
73 NETHRLNDS	42	671	42	671	
513 CEYLON	53134	525422	545332	5447920	
524 MALAYA	14986	148955	23572	236036	
990 U STATES	1316	10450	9275	66539	
	69478	685498	579993	5780663	
COTTONSEED OIL CRUDE REFINED	CWT				1605
1 U KINGDOM			6581	99705	
990 U STATES	40291	536873	409114	5330012	
	40291	536873	415695	5429717	
ESSENTIAL OIL N O P	LB				1606
1 U KINGDOM	860	4600	150168	123239	
44 BELG LUX	41	4327	1814	212092	
49 DENMARK			6610	3606	
54 FRANCE	2505	5595	23346	84223	
55 GERMANY W	1	56	38186	19553	
67 ITALY			2843	10190	
73 NETHRLNDS	1300	3067	16443	16615	
78 PORTUGAL			12889	4032	
82 SPAIN	3351	2244	10583	9630	
86 SWITZRLND	180	1509	4115	33426	
277 POLAND	2200	649	4400	1304	
513 CEYLON			800	1292	
516 HONG KONG			26778	102012	
519 INDIA			874	10884	
524 MALAYA			2875	14784	
553 CHINA COM			5157	1935	
578 TAIWAN			3748	454	
614 AUSTRALIA	584	1857	2984	4122	
752 BRAZIL	441	181	3165	1935	
774 PERU	100	178	200	346	
815 BERMUDA			8105	42021	
824 JAMAICA	490	995	2850	8234	
826 LEEW WIND			616	427	
828 TRINIDAD	10400	6336	15328	34786	
855 DOM REP	400	1810	800	3810	
867 HAITI			4742	26096	
874 MEXICO			1530	8224	
990 U STATES	97635	254127	1335051	3547103	
	120488	287531	1687000	4326375	
FLAXSEED OR LINSEED OIL	CWT				1608
1 U KINGDOM			37	918	
55 GERMANY W			95	1878	
990 U STATES	7	416	1077	26536	
	7	416	1209	29332	
FOOTS OF COTTON SEED OR OLIVES	CWT				1609
990 U STATES			612	3937	
			612	3937	
OLIVE OIL CRUDE AND REFINED	CWT				1610
54 FRANCE	7	297	418	13956	
59 GREECE	158	6007	1109	37848	
67 ITALY	4655	121503	19313	580614	
78 PORTUGAL	75	2233	1217	37045	
82 SPAIN	514	12865	15863	380222	
487 TUNISIA			953	27066	
990 U STATES	7	274	1485	43677	
	5416	143179	40358	1120428	
PALM AND PALM KERNEL OIL	CWT				1611
1 U KINGDOM	3359	36843	39239	480944	
73 NETHRLNDS			44	1170	
418 NIGERIA			26110	251801	
449 CONGO			914	9815	
524 MALAYA	12013	114176	455506	4447765	
990 U STATES	48	520	1446	13745	
	15420	151539	523259	5205240	
PEANUT OIL CRUDE AND REFINED	CWT				1613
1 U KINGDOM	14766	194830	66542	1002822	
54 FRANCE	22	420	54	1356	
427 UN SO AFR	6774	101157	20344	301984	
516 HONG KONG	306	5801	1274	29501	
990 U STATES	96	3011	5498	120156	
	21964	305219	93712	1455819	
PEPPERMINT OIL	LB				1614
1 U KINGDOM			2141	8981	
559 JAPAN			2800	10541	
752 BRAZIL			1587	3740	

IMPORTS BY COMMODITIES AND COUNTRIES

Commodity and Country	DECEMBER 1961		JANUARY TO DECEMBER 1961		Class Number
	Quantity	Value (\$)	Quantity	Value (\$)	
990 U STATES	3588	17869	76637	398030	
RESIN OIL	CWT 3588	17869	83165	421292	1617
990 U STATES	620	3748	7710	55407	
SOYA BEAN OIL CRUDE REFINED	CWT 620	3748	7710	55407	1619
990 U STATES	9018	117208	211002	2751264	
VEG OILS CRUDE AND REFINED NOP	CWT 9018	117208	211002	2751264	1620
1 U KINGDOM	11199	233791	93365	1462506	
55 GERMANY W			329	5932	
73 NETHRLNDS			215	2808	
85 SWEDEN			15999	183106	
427 UN SO AFR			9529	147239	
516 HONG KONG	9	343	136	5134	
559 JAPAN			39	1409	
990 U STATES	5614	158745	53166	1169357	
CASHEW NUT SHELL OIL	16822	392879	172778	2977491	1622
990 U STATES	CWT		826	15219	
OITICICA OIL	CWT		826	15219	1623
752 BRAZIL			2210	33314	
990 U STATES			2365	34027	
SUNFLOWER SEED OIL	CWT		4575	67341	1624
VEGETABLE OILS FOR TEXTILES	CWT				1625
1 U KINGDOM			51	1010	
86 SWITZRLND			62	8019	
990 U STATES	2019	54749	20027	478919	
LEMOM OIL AND ORANGE OIL	2019	54749	20140	487948	1626
1 U KINGDOM	LB		3643	10626	
55 GERMANY W			110	301	
67 ITALY	504	1926	5145	23085	
73 NETHRLNDS	300	1348	1370	4269	
86 SWITZRLND	52	758	318	3562	
355 ISRAEL			150	142	
817 B HOND			11059	3214	
824 JAMAICA			6300	2345	
990 U STATES	5924	16662	160842	273378	
SPEARMINT OIL	6780	20694	188937	320922	1627
990 U STATES	LB 820	4461	35230	161568	
OILS HYROGENATED BLOWN ETC	820	4461	35230	161568	1628
1 U KINGDOM	CWT		28	522	
55 GERMANY W	20	515	236	5982	
73 NETHRLNDS	1316	20085	9186	145391	
85 SWEDEN			66	869	
990 U STATES	12356	181176	180090	2721858	
ROSE BUSHES N O P	13692	201776	189606	2874622	1646
1 U KINGDOM	NO 1007	678	7060	4232	
44 BELG LUX	2100	318	89658	15406	
49 DENMARK	8552	2082	55102	14162	
54 FRANCE			2099	410	
55 GERMANY W			2862	948	
73 NETHRLNDS	91036	20584	623948	128460	
990 U STATES	63515	14036	1462274	425366	
BUSHES ROOTS AND VINES N O P	166210	37698	2243003	588984	1647
54 FRANCE	NO		92474	17158	
73 NETHRLNDS	2450	456	71900	6994	
990 U STATES	19750	1433	4006955	91214	
APPLE TREES N O P	22200	1889	4171329	115366	1651
73 NETHRLNDS	NO		1052	801	
990 U STATES	397	643	18912	12645	
PEACH TREES AND JUNE BUDS NOP	397	643	19964	13446	1653
990 U STATES	NO 690	249	70389	43735	
FRUIT TREES N O P	690	249	70389	43735	1657
44 BELG LUX	NO		65	83	
73 NETHRLNDS			165	172	
559 JAPAN			1500	297	
990 U STATES	3415	2130	27801	20024	
AZALEAS RHODODENDRONS ETC	3415	2130	29531	20576	1662
1 U KINGDOM		103		10124	
44 BELG LUX		44677		303998	
49 DENMARK		503		797	
54 FRANCE				8239	
55 GERMANY W				1088	
67 ITALY				2981	
73 NETHRLNDS		13645		791318	
427 UN SO AFR		961		4602	
516 HONG KONG		168		5097	
559 JAPAN		1682		5643	
614 AUSTRALIA				89	
824 JAMAICA				1147	
864 GUATEMALA				52	
886 P RICO		655		4233	
990 U STATES		74527		963263	
		136921		2102671	

IMPORTS BY COMMODITIES AND COUNTRIES

Commodity and Country	DECEMBER 1961		JANUARY TO DECEMBER 1961		Class Number
	Quantity	Value (\$)	Quantity	Value (\$)	
PALMS FERNS FICUS CANNAS ETC					1663
1 U KINGDOM				258	
44 BELG LUX				3461	
73 NETHRLNDS		2619		51852	
559 JAPAN		497		3831	
990 U STATES		2058		53783	
		5174		113185	
TULIP BULBS					1664
44 BELG LUX				2442	
49 DENMARK				13066	
73 NETHRLNDS				541756	
559 JAPAN				40015	
990 U STATES		956		15246	
		956		612525	
GLADIOLI BULBS					1665
67 ITALY		351		351	
73 NETHRLNDS				89587	
559 JAPAN				992	
990 U STATES				12953	
		351		103883	
FLOWERS AND FOLIAGE CUT					1666
1 U KINGDOM				1366	
44 BELG LUX				2617	
49 DENMARK				692	
54 FRANCE				127	
55 GERMANY W				893	
67 ITALY				13508	
73 NETHRLNDS		532		12889	
427 UN SO AFR				145	
516 HONG KONG		150		882	
559 JAPAN				1861	
614 AUSTRALIA				5314	
813 BAHAMAS				252	
815 BERMUDA				2433	
874 MEXICO		302		6440	
886 P RICO		107		579	
990 U STATES		186589		2195118	
		187680		2245116	
TREES SEEDLING STOCK					1668
1 U KINGDOM				352	
44 BELG LUX				481	
49 DENMARK				1245	
54 FRANCE				1626	
55 GERMANY W				1331	
73 NETHRLNDS		3154		19871	
990 U STATES		68		19112	
		3222		44018	
FLOREST OR NURSERY STOCK N O P					1669
1 U KINGDOM				1931	
44 BELG LUX		4606		86318	
49 DENMARK		286		6492	
54 FRANCE		306		4924	
55 GERMANY W		2791		12213	
73 NETHRLNDS		62441		793458	
82 SPAIN		2431		2431	
484 SPAIN AFR		679		2357	
559 JAPAN		66		2949	
886 P RICO				2881	
990 U STATES		75727		1283446	
		149333		2199400	
LATEX NATURAL	LB				1678
1 U KINGDOM			5724	1719	
524 MALAYA			51006	18010	
990 U STATES		405468	4293882	1496877	
		405468	4350612	1516606	
LATEX SYNTHETIC	LB				1679
990 U STATES		644398	6445469	2417924	
		644398	6445469	2417924	
RUBBER ALLIED GUMS N O P	LB				1680
752 BRAZIL			3690	1122	
990 U STATES		4600	73689	203506	
		4600	77379	204628	
RUBBER CRUDE CAOUTCHOUC	LB				1683
1 U KINGDOM		156439	39244	668154	173641
418 NIGERIA		56000	13117	4437508	1078788
468 LIBERIA				459200	143857
513 CEYLON		356160	88869	6251127	1455982
524 MALAYA		4675170	1229314	51103829	12792481
529 B E I NES		33605	9759	714706	201600
556 INDONESIA		22381	6409	474246	105661
583 THAILAND				78400	17226
990 U STATES		5000	1515	2223457	617771
		5304755	1388227	66410627	16587007
RUBBER POWDERED WASTE OR JUNK	LB				1687
1 U KINGDOM		164402	11454	420446	28182
73 NETHRLNDS				3861	797
990 U STATES		360706	34922	5439305	353890
		525108	46376	5863612	382869
RUBBER RECOVERED	LB				1688
1 U KINGDOM		90000	9909	1326528	139627
990 U STATES		1641826	204788	21468159	2522720
		1731826	214697	22794687	2662347
RUBBER SUBSTITUTE OR SYNTHETIC	LB				1689
1 U KINGDOM		126	68	2846	442
55 GERMANY W				34306	11492
73 NETHRLNDS				5564	896

IMPORTS BY COMMODITIES AND COUNTRIES

Commodity and Country	DECEMBER 1961		JANUARY TO DECEMBER 1961		Class Number
	Quantity	Value (\$)	Quantity	Value (\$)	
990 U STATES	3445471	938249	35465160	9653038	1690
RUBBER THREAD	3445597	938317	35507876	9665868	
1 U KINGDOM	2156	2311	23646	25222	1691
990 U STATES	36084	66007	372943	706782	
HARD RUBBER STRIP SHEET ROD	38240	68318	396589	732004	1691
1 U KINGDOM			4073	1568	
55 GERMANY W	520	236	762	344	1695
990 U STATES	3277	7542	36271	54508	
WATERPROOF RUBBER FOOTWEAR	3797	7778	41106	56420	1695
1 U KINGDOM	22233	40287	432952	680564	
53 FINLAND			200	516	1696
55 GERMANY W	80	290	351	1544	
67 ITALY	106	156	8730	11928	1696
73 NETHRLNDS			120	488	
86 SWITZRLND			3600	6754	1696
246 CZECHO S	72653	78892	545943	643271	
277 POLAND	3600	2489	86512	72739	1696
516 HONG KONG	12132	7447	76703	81298	
559 JAPAN	105826	103426	1691968	1731664	1696
990 U STATES	2660	5489	37263	57110	
RUBBER FOOTWEAR N O P	219290	238476	2884342	3287876	1696
1 U KINGDOM			29980	13680	
55 GERMANY W			227	363	1697
516 HONG KONG	1776	818	23192	7822	
559 JAPAN	424928	59195	1941668	280664	1697
FOAM RUBBER SHEETING	426704	60013	1995067	302529	
990 U STATES		21001		252300	1698
RUBBER SHEETING N O P		21001		252300	
1 U KINGDOM		3558		91802	1698
55 GERMANY W				5776	
67 ITALY				5167	1699
73 NETHRLNDS				474	
246 CZECHO S				900	1699
524 MALAYA				162894	
990 U STATES		10119		262328	1699
CONVEYOR BELTING OF RUBBER		13677		529341	
1 U KINGDOM		32148		273832	1701
55 GERMANY W				2015	
67 ITALY				1984	1701
73 NETHRLNDS				1000	
76 NORWAY				1974	1701
559 JAPAN		178		15505	
990 U STATES		6667		123557	1701
BELTING RUBBER N O P		38993		419867	
1 U KINGDOM		16947		152067	1701
43 AUSTRIA		364		1337	
49 DENMARK		280		280	1702
55 GERMANY W		1338		2790	
67 ITALY		10392		10581	1702
73 NETHRLNDS				1970	
85 SWEDEN				3366	1702
86 SWITZRLND		2279		7210	
559 JAPAN				8510	1702
990 U STATES		44504		482495	
CANVAS SHOES RUBBER SOLES		76104		670606	1702
1 U KINGDOM	191	542	8981	11033	
54 FRANCE			2350	3009	1704
55 GERMANY W	332	425	5803	11790	
67 ITALY	180	189	6237	8800	1704
73 NETHRLNDS			2686	2871	
86 SWITZRLND			4608	2934	1704
246 CZECHO S	192790	117107	627641	398065	
516 HONG KONG	145871	76636	1762961	881031	1704
519 INDIA			432602	204991	
553 CHINA COM			1320	1311	1704
559 JAPAN	57996	24984	2635424	1158907	
990 U STATES	950	2584	54020	62867	1704
CEMENT RUBBER	398310	222467	5544633	2747609	
1 U KINGDOM				5230	1704
55 GERMANY W		211		9091	
990 U STATES		71376		808630	1707
GOLF BALLS		71587		822951	
1 U KINGDOM			57980	194012	1707
559 JAPAN	19585	30862	134413	226253	
990 U STATES	789	5403	78983	533026	1708
HEELS RUBBER	20374	36265	271376	953291	
1 U KINGDOM			25908	3251	1708
64 IRELAND			9130	1682	
516 HONG KONG	2555	673	33635	4741	1709
990 U STATES	37804	8087	959863	141925	
HOSE RUBBER OR GUTTA PERCHA	40359	8760	1028536	151599	1709
1 U KINGDOM		18478		325265	
49 DENMARK		691		11591	

IMPORTS BY COMMODITIES AND COUNTRIES

Commodity and Country	DECEMBER 1961		JANUARY TO DECEMBER 1961		Class Number
	Quantity	Value (\$)	Quantity	Value (\$)	
54 FRANCE				2313	
55 GERMANY W		1678		12689	
67 ITALY				3326	
73 NETHRLNDS		248		2329	
76 NORWAY		2044		30063	
85 SWEDEN				1752	
614 AUSTRALIA		553		2837	
990 U STATES		171958		2281683	
WATER BOTTLES RUBBER		195650		2673848	1710
1 U KINGDOM		2303		35001	
43 AUSTRIA				2819	
55 GERMANY W				2797	
67 ITALY				95	
246 CZECHO S		3004		17662	
990 U STATES		329		8384	
MATERIALS FOR SEALING COMPOUND		5636		66758	1711
990 U STATES		4167		214767	
WATS AND MATTING RUBBER		4167		214767	1712
1 U KINGDOM		2987		22814	
54 FRANCE				275	
55 GERMANY W				7273	
67 ITALY				1439	
73 NETHRLNDS		227		3432	
85 SWEDEN				454	
246 CZECHO S		4883		21940	
559 JAPAN				745	
614 AUSTRALIA				771	
990 U STATES		121849		1485240	
PACKING RUBBER		129946		1544383	1713
1 U KINGDOM		1128		27278	
55 GERMANY W				1015	
85 SWEDEN				1046	
990 U STATES		24426		322358	
TIRES BICYCLE AND MOTORCYCLE	NO	25554		351697	1715
1 U KINGDOM	1958	2749	58084	60203	
43 AUSTRIA	75	88	475	1298	
44 BELG LUX	300	207	28561	18461	
54 FRANCE			825	1095	
55 GERMANY W	5006	3570	75903	52324	
67 ITALY	1180	1651	4275	11088	
73 NETHRLNDS	42064	25833	389463	238794	
85 SWEDEN	400	267	23471	20931	
246 CZECHO S			4388	4258	
559 JAPAN	900	534	27403	16265	
990 U STATES	143	1337	14142	19916	
TIRE CASINGS N O P	NO	52026	626990	444633	1716
1 U KINGDOM	1662	26852	17545	273561	
43 AUSTRIA	102	1561	4292	69864	
44 BELG LUX			337	7058	
54 FRANCE	1726	62824	20653	716023	
55 GERMANY W	704	13123	9158	129147	
67 ITALY	136	1909	14396	208583	
73 NETHRLNDS			2000	4532	
85 SWEDEN	11604	21136	43185	85546	
86 SWITZRLND	4	55	1642	20399	
287 U S S R	10	860	10	860	
355 ISRAEL			82	4433	
559 JAPAN			732	39445	
990 U STATES	4553	400086	87363	5235426	
INNER TUBES RUBBER N O P	NO	20501	201395	6794877	1717
1 U KINGDOM	1120	2177	4732	10811	
43 AUSTRIA	200	176	1212	1998	
54 FRANCE	1876	4370	18288	43567	
55 GERMANY W	300	732	2899	5403	
67 ITALY			5513	7345	
76 NORWAY			50	86	
85 SWEDEN	15150	8713	52404	28701	
86 SWITZRLND			2520	4753	
559 JAPAN			1858	1915	
990 U STATES	5096	17376	36995	187550	
TIRES SOLID AUTOMOBILE	NO	23742	126471	292129	1718
990 U STATES	241	8340	3474	95094	
TIRES SOLID RUBBER N O P		241	3474	95094	1719
1 U KINGDOM		8156		96994	
559 JAPAN				7116	
990 U STATES		41878		350424	
MANUFACTURES OF RUBBER N O P		50034		454534	1720
1 U KINGDOM		19500		394366	
43 AUSTRIA		1314		7570	
44 BELG LUX		388		576	
49 DENMARK				2396	
54 FRANCE		632		23455	
55 GERMANY W		4345		84499	
67 ITALY		9512		52057	
73 NETHRLNDS		670		15600	
82 SPAIN				13575	

IMPORTS BY COMMODITIES AND COUNTRIES

Commodity and Country	DECEMBER 1961		JANUARY TO DECEMBER 1961		Class Number
	Quantity	Value (\$)	Quantity	Value (\$)	
85 SWEDEN		4253		14090	
86 SWITZRLND				1010	
246 CZECHO S		638		1169	
277 POLAND				792	
355 ISRAEL				931	
516 HONG KONG				3647	
559 JAPAN		7362		98372	
886 P RICO				1350	
990 U STATES		453570		6673072	
		502184		7388527	
BICYCLE INNER TUBES RUBBER					1721
1 U KINGDOM	15330	6319	52829	24143	
43 AUSTRIA			12000	3304	
44 BELG LUX			21215	7549	
54 FRANCE			1021	627	
55 GERMANY W	15771	4493	244038	65655	
67 ITALY	200	568	809	1231	
73 NETHRLNDS	46100	14547	432759	123111	
85 SWEDEN	544	166	27500	10156	
246 CZECHO S			600	486	
355 ISRAEL			10500	2752	
559 JAPAN	1700	570	13400	4233	
990 U STATES			1166	1044	
	79645	26663	817837	244291	
GASKETS AND WASHERS RUBBER					1722
1 U KINGDOM		3493		54598	
43 AUSTRIA		101		101	
44 BELG LUX				9374	
54 FRANCE		53		53	
55 GERMANY W		54		4683	
67 ITALY				568	
73 NETHRLNDS				1397	
85 SWEDEN				620	
86 SWITZRLND				506	
559 JAPAN				377	
990 U STATES		121273		1746747	
		124974		1819024	
DRUGGISTS SUNDRIES RUBBER					1723
1 U KINGDOM		5616		72038	
43 AUSTRIA				1983	
55 GERMANY W		811		20562	
67 ITALY				378	
73 NETHRLNDS				2167	
246 CZECHO S		445		3048	
559 JAPAN		1529		10864	
990 U STATES		76922		810141	
		85323		921181	
TIRE REPAIR MATERIAL OF RUBBER					1724
1 U KINGDOM		1379		13496	
54 FRANCE		2407		6474	
55 GERMANY W		9842		202715	
824 JAMAICA		81751		88613	
990 U STATES		23200		727410	
		118579		1038708	
NURSING NIPPLES RUBBER					1725
1 U KINGDOM	GROSS 50	240	255	1152	
990 U STATES	397	7610	8847	115540	
	447	7850	9102	116692	
FLOORING OF RUBBER EXC TILES					1726
1 U KINGDOM	SO YD		52	86	
54 FRANCE			3118	8255	
990 U STATES	28414	59215	262772	562956	
	28414	59215	265942	571297	
V BELTS CHIEFLY OF RUBBER					1727
1 U KINGDOM		21460		167368	
43 AUSTRIA				276	
49 DENMARK				470	
55 GERMANY W		292		21482	
67 ITALY		438		4388	
73 NETHRLNDS				1470	
85 SWEDEN		309		8865	
559 JAPAN		509		16631	
990 U STATES		40430		507184	
		63438		728134	
SOLES SOLING MATERIALS RUBBER					1728
1 U KINGDOM		449		15474	
55 GERMANY W		70		2469	
67 ITALY				3574	
524 MALAYA		588		3084	
990 U STATES		42696		521983	
		43803		546584	
AUTOMOTIVE PARTS OF RUBBER NOP					1729
1 U KINGDOM		8529		52846	
54 FRANCE		2190		13145	
55 GERMANY W		423		30527	
67 ITALY				1445	
85 SWEDEN		865		1059	
559 JAPAN				1859	
614 AUSTRALIA				2827	
990 U STATES		229017		2461893	
		241024		2565601	
WEATHERSTRIPPING OF RUBBER					1730
1 U KINGDOM		1576		10049	
55 GERMANY W		452		18012	
85 SWEDEN				952	
990 U STATES		91066		989588	
		93094		1018601	

IMPORTS BY COMMODITIES AND COUNTRIES

Commodity and Country	DECEMBER 1961		JANUARY TO DECEMBER 1961		Class Number
	Quantity	Value (\$)	Quantity	Value (\$)	
TIRES PNEUM USED EXCEPT SCRAP	NO				1731
1 U KINGDOM	5540	9645	61285	99874	
44 BELG LUX			8472	38330	
54 FRANCE			95	10648	
67 ITALY			508	4274	
73 NETHRLNDS			1001	4403	
86 SWITZRLND	76	1135	22895	73981	
990 U STATES	5156	84985	52382	250929	
	10772	95765	146638	482439	
TIRES TRACTOR AND IMPLEMENT	NO				1732
1 U KINGDOM			734	15196	
67 ITALY			286	5895	
73 NETHRLNDS			14	290	
85 SWEDEN	3090	8091	3946	11291	
886 P RICO			6	678	
990 U STATES	2886	91760	46176	1566938	
	5976	99851	51162	1600288	
SUGAR BEET SEED	LB				1744
55 GERMANY W			2851	2021	
73 NETHRLNDS			8313	6961	
990 U STATES			43693	16631	
			54857	25613	
SEEDS FOR BLENDING	LB				1746
1 U KINGDOM	78528	9161	268219	31259	
49 DENMARK	110230	9908	374843	36040	
54 FRANCE			232266	23750	
55 GERMANY W			7778	965	
73 NETHRLNDS	48240	3946	348025	36625	
473 MOROCCO			371821	42049	
519 INDIA	7980	1731	107549	20993	
744 ARGENTINA			523205	39601	
990 U STATES	4000	790	448237	51829	
	248978	25536	2681943	283111	
CLOVER SEED	LB				1750
1 U KINGDOM	643432	129259	2072591	418755	
49 DENMARK	32739	15438	32739	15438	
53 FINLAND			252	253	
76 NORWAY			2891	2820	
85 SWEDEN			4191	4725	
622 NEW ZEAL			70552	43198	
990 U STATES	428155	190139	4533443	2099014	
	1104326	334836	6716659	2584203	
FLAX SEED	BUSH				1751
54 FRANCE			79	579	
990 U STATES			3231	9504	
			3310	10083	
BENT GRASS SEED	LB				1753
55 GERMANY W			2000	1415	
622 NEW ZEAL			17830	14767	
990 U STATES	5510	3532	461740	176198	
	5510	3532	481570	192380	
GRASS SEED TIMOTHY	LB				1754
1 U KINGDOM			1050	788	
73 NETHRLNDS			649	203	
85 SWEDEN			27558	16756	
990 U STATES	373083	39358	2475970	239658	
	373083	39358	2505227	257405	
GRASS SEED N O P	LB				1755
1 U KINGDOM			116200	27070	
49 DENMARK	217565	51556	805513	210020	
73 NETHRLNDS	42542	15209	494144	143954	
85 SWEDEN			30587	10394	
990 U STATES	522200	103432	4581492	912564	
	782307	170197	6027936	1304002	
MILLET AND RAPE SEED	LB				1756
1 U KINGDOM	1000	110	22873	2840	
54 FRANCE			16463	3037	
55 GERMANY W			35067	2279	
67 ITALY			121095	17140	
73 NETHRLNDS			28200	2155	
614 AUSTRALIA			6772	601	
744 ARGENTINA	131217	3256	473444	11743	
990 U STATES	112180	4764	1447638	63161	
	244397	8130	2151552	102956	
MUSHROOM SPAWN					1757
990 U STATES		12268		128424	
		12268		128424	
SEED BEANS AND SEED PEAS	LB				1758
1 U KINGDOM	2025	292	133675	16290	
67 ITALY			55115	3218	
73 NETHRLNDS	660	420	63784	17980	
415 KENYA			114200	6817	
425 TANGANYKA			117963	13694	
622 NEW ZEAL	60000	3690	63500	4418	
990 U STATES	217725	27274	10141144	1148497	
	280410	31676	10689381	1210914	
SEED POTATOES	LB				1759
990 U STATES			7638235	176322	
			7638235	176322	
SEEDS 5 DOLLARS OR OVER PER LB					1762
1 U KINGDOM		122		938	
49 DENMARK		647		2190	
54 FRANCE		743		2079	
55 GERMANY W		63		276	
73 NETHRLNDS		2956		10340	
559 JAPAN		214		4815	

IMPORTS BY COMMODITIES AND COUNTRIES

Commodity and Country	DECEMBER 1961		JANUARY TO DECEMBER 1961		Class Number
	Quantity	Value (\$)	Quantity	Value (\$)	
990 U STATES		22080		133934	
GAROEK FIELD ROOT SEEDS N O P		26825		154572	1766
1 U KINGDOM		5591		22536	
44 BELG LUX		563		2875	
49 DENMARK		2577		58108	
54 FRANCE		5036		13864	
55 GERMANY W		11669		13551	
67 ITALY				17524	
73 NETHRLNOS		5746		144363	
246 CZECHO S				4498	
277 POLAND		4269		10020	
427 UN SO AFR				748	
516 HONG KONG		21764		99075	
519 INDIA				6620	
559 JAPAN		2666		7448	
755 CHILE				13476	
774 PERU		1694		1694	
824 JAMAICA				9918	
874 MEXICO		2737		18775	
879 NICARAGUA		1117		21246	
990 U STATES		157301		853278	
TOBACCO TURKISH UNSTEMMED	LB	222730		1319617	1776
59 GREECE	5313	4998	36979	34764	
382 TURKEY	28513	21805	298213	226124	
422 RHOD NYAS	5261	3054	22428	13052	
990 U STATES	14277	10537	37102	28156	
	53364	40394	394722	302096	
TOBACCO FLUE CURED UNSTEMMED	LB				1778
427 UN SO AFR			79862	36087	
			79862	36087	
CIGAR LEAF UNSTEMMED	LB				1779
752 BRAZIL	1403	746	4099	2488	
848 CUBA	339	1542	67721	126716	
855 DOM REP	1453	613	90452	26190	
886 P RICO			7718	39389	
990 U STATES	28522	156346	584632	2230430	
	31717	159247	754622	2425213	
TOBACCO N O P UNSTEMMED	LB				1780
386 UAR SYRIA	1021	388	29893	11603	
990 U STATES	131	66	6508	4072	
	1152	454	36401	15675	
CIGAR LEAF STEMMED	LB				1782
567 PHIL			35264	24619	
848 CUBA	8445	11984	225397	303900	
990 U STATES	47285	131787	537931	885855	
	55730	143771	798592	1214374	
TOBACCO N O P STEMMED	LB				1783
990 U STATES	387	470	23550	21911	
	387	470	23550	21911	
CIGARS	LB				1784
44 BELG LUX	93	273	471	1745	
49 DENMARK	57	435	713	4177	
54 FRANCE			69	268	
55 GERMANY W	399	1059	2330	6179	
73 NETHRLNOS	1743	6465	41624	150837	
86 SWITZRLND	61	244	988	3261	
287 U S S R			60	236	
824 JAMAICA	245	2494	440	4609	
848 CUBA	902	10571	7621	88102	
990 U STATES	1744	5176	22534	67959	
	5244	26717	76850	327373	
CIGARETTES	LB				1785
1 U KINGDOM	1219	3033	10194	28114	
54 FRANCE	330	553	7150	9926	
55 GERMANY W			127	157	
277 POLAND			219	300	
287 U S S R			65	59	
990 U STATES	31750	64297	449155	890182	
	33299	67883	466910	928738	
TOBACCO CUT	LB				1787
1 U KINGDOM	4132	11148	114544	287057	
49 DENMARK			183	284	
73 NETHRLNDS	39259	37956	489281	466091	
86 SWITZRLND	265	239	706	686	
516 HONG KONG	100	138	800	1177	
990 U STATES	3789	6215	225476	376076	
	47545	55696	830990	1131371	
TOBACCO MANUFACTURED N O P	LB				1788
1 U KINGDOM	1545	3218	13763	24372	
990 U STATES	1791	2334	51485	55742	
	3336	5552	65248	80114	
LOCUST BEANS LOCUST BEAN MEAL	LB				1811
59 GREECE	6062	806	6062	806	
67 ITALY			55115	3881	
78 PORTUGAL	5500	377	5500	377	
990 U STATES	23400	6660	46532	12839	
	34962	7843	113209	17903	
BROOM CORN	CWT				1813
67 ITALY	1321	19097	9782	152195	
262 HUNGARY			1234	26046	
744 ARGENTINA			2524	29732	
990 U STATES	2706	51379	30670	582231	
	4027	70476	44210	790204	

IMPORTS BY COMMODITIES AND COUNTRIES

Commodity and Country	DECEMBER 1961		JANUARY TO DECEMBER 1961		Class Number	
	Quantity	Value (\$)	Quantity	Value (\$)		
CATTLE FOOD WITH MOLASSES 990 U STATES		20290		198813	1815	
DRUGS CRUDE BARKS FLOWERS		20290		198813	1816	
1 U KINGDOM				5515		
44 BELG LUX		508		3189		
54 FRANCE		1590		5971		
55 GERMANY W		104		4443		
67 ITALY				474		
73 NETHRLNDS		1148		1148		
86 SWITZRLND		73		695		
246 CZECHO S				86		
262 HUNGARY		1028		2284		
288 YUGO SLAV				1174		
427 UN SO AFR		4640		15916		
516 HONG KONG		3605		58797		
519 INDIA				4792		
583 THAILAND				713		
614 AUSTRALIA				1821		
752 BRAZIL				396		
758 COLOMBIA				66		
774 PERU		470		738		
824 JAMAICA				862		
869 HONDURAS				111		
990 U STATES		5216		145628		
HAY AND STRAW		18382		254819		
990 U STATES	TON				1818	
	3740	105395	44786	1296021		
MUCILAGE AND VEGETABLE GLUE	LB	3740	105395	44786	1296021	1824
1 U KINGDOM	50622	7861	68154	12977		
73 NETHRLNDS			29491	3373		
559 JAPAN			1100	415		
990 U STATES	17014	7522	441156	103846		
PALM LEAF UNMANUFACTURED		67636		120611		
559 JAPAN				2274	1825	
990 U STATES				25356		
ROOTS MEDICINAL ALKANET JALAP				27630		
44 BELG LUX				186	1827	
54 FRANCE		339		4304		
55 GERMANY W				61		
288 YUGO SLAV				410		
476 MOZAMBUQUE		1320		1320		
516 HONG KONG		921		5614		
990 U STATES		1845		5317		
STARCH AND PREPARATIONS N O P		4425		17212		
1 U KINGDOM	LB				1828	
55 GERMANY W	1040	169	23415	2675		
73 NETHRLNDS			55721	9245		
427 UN SO AFR			1210417	98334		
516 HONG KONG			11000	398		
990 U STATES	6400	757	51764	6403		
	1197003	159077	14306326	1758711		
STARCH POTATO POTATO FLOUR		1204443		1875766		
43 AUSTRIA	LB				1829	
49 DENMARK			4409	1000		
73 NETHRLNDS			110300	5753		
990 U STATES	10913	805	644052	34868		
	65950	5699	2062974	213467		
TAR PINE CRUDE IN BULK		76863		255088		
1 U KINGDOM	GAL				1832	
990 U STATES			11736	4862		
	16735	7978	197962	92479		
TEASELS		16735		97341		
54 FRANCE				3032	1833	
82 SPAIN		1429		1860		
990 U STATES				628		
TURPENTINE SPIRITS OF		1429		5520		
1 U KINGDOM	GAL				1835	
54 FRANCE	15	69	592	993		
874 MEXICO			724	1164		
990 U STATES			65543	35363		
	46037	38005	925944	618012		
VEGETABLE PRODUCTS N O P		46052		655532		
1 U KINGDOM				21962	1836	
49 DENMARK		6981		24881		
54 FRANCE		4859		734		
55 GERMANY W				3561		
64 IRELAND				15965		
67 ITALY		862		3304		
73 NETHRLNDS				3607		
76 NORWAY				1021		
82 SPAIN				591		
86 SWITZRLND				105		
516 HONG KONG		662		16852		
519 INDIA		382		2302		
553 CHINA COM				704		
559 JAPAN				6131		
752 BRAZIL				1870		
785 VENEZUELA				1780		
874 MEXICO				133		
990 U STATES		27994		317916		
		41740		423419		

IMPORTS BY COMMODITIES AND COUNTRIES

Commodity and Country	DECEMBER 1961		JANUARY TO DECEMBER 1961		Class Number
	Quantity	Value (\$)	Quantity	Value (\$)	
VEGETABLE COLOURING					1839
1 U KINGDOM		589		11441	
67 ITALY				1610	
82 SPAIN		11911		11911	
990 U STATES		44465		351852	
		56965		576814	
DEXTRINE STARCH MIXTURES N O P	LB				1840
1 U KINGDOM	180720	14708	1711832	129903	
55 GERMANY W			22293	2658	
73 NETHRLNDS	234540	17651	2142006	160713	
990 U STATES	275080	26719	1625325	158468	
	690348	59078	5501456	451742	
DEXTRINE STARCH NOT A PASTE	LB				1841
990 U STATES	950	154	11520	2354	
	950	154	11520	2354	
DISTILLERS SOLUBLES	CWT				1842
990 U STATES	8635	31648	92895	339271	
	8635	31648	92895	339271	
VEGETABLE FLOUR N O P NOT EDIBLE					1843
516 HONG KONG		65		264	
990 U STATES		88972		806970	
		89037		807234	
VEGETABLE FLAVOURINGS					1845
1 U KINGDOM		991		56532	
54 FRANCE		4440		30061	
55 GERMANY W		1328		10852	
59 GREECE				4159	
67 ITALY		705		3372	
73 NETHRLNDS		1184		9864	
82 SPAIN				19472	
86 SWITZRLND		2336		5431	
288 YUGO SLAV				5269	
382 TURKEY		1061		4680	
519 INDIA		3000		5924	
874 MEXICO				1751	
990 U STATES		91273		906136	
		106318		1063503	
SIZING PREPARATIONS N O P	LB				1846
990 U STATES	212862	36426	2160496	324020	
	212862	36426	2160496	324020	

IMPORTS BY COMMODITIES AND COUNTRIES

Commodity and Country	DECEMBER 1961		JANUARY TO DECEMBER 1961		Class Number
	Quantity	Value (\$)	Quantity	Value (\$)	
GROUP 2					
ANIMALS AND ANIMAL PRODUCTS					
BABY CHICKS	NO				2001*
990 U STATES	498828	109183	3409245	733112	
	498828	109183	3409245	733112	
TURKEY POULTS DUCKLINGS GOSSLINGS	NO				2002*
990 U STATES	42332	15823	226846	99217	
	42332	15823	226846	99217	
POULTRY LIVE N O P	NO				2003*
990 U STATES	56465	38950	305686	181245	
	56465	38950	305686	181245	
CATTLE PURE BRED	NO				2012
1 U KINGDOM	6	3000	49	34297	
990 U STATES	188	92694	2777	1152464	
	194	95694	2826	1186761	
BABY CHICKS AND TURKEY POULTS	NO				2013**
1 U KINGDOM			660	393	
990 U STATES			4941386	1306807	
			4942046	1307200	
DOGS PURE BRED	NO				2014
1 U KINGDOM	39	3794	295	32961	
55 GERMANY W			1	75	
64 IRELAND	20	867	152	6668	
73 NETHRLNDS			3	359	
614 AUSTRALIA			2	228	
815 BERMUDA			3	150	
828 TRINIDAD			1	58	
990 U STATES	28	2630	436	44956	
	87	7291	893	85455	
HORSES PURE BRED	NO				2018
1 U KINGDOM			44	52252	
44 BELG LUX			1	1475	
55 GERMANY W			3	2293	
64 IRELAND			8	52028	
277 POLAND			27	25280	
848 CUBA			1	1000	
990 U STATES	110	82911	790	660660	
	110	82911	874	794988	
ANIMALS FOR IMP OF STOCK N O P	NO				2021
1 U KINGDOM			9	742	
990 U STATES	12	130	337	3750	
	12	130	346	4492	
SHEEP	NO				2030
990 U STATES	26	1310	49352	733535	
	26	1310	49352	733535	
CATTLE N O P	NO				2032
990 U STATES	86	19732	991	162883	
	86	19732	991	162883	
HORSES N O P	NO				2035
1 U KINGDOM			12	1450	
990 U STATES	63	9175	1396	239368	
	63	9175	1408	240818	
LIVESTOCK N O P	NO				2037
990 U STATES	5	203	11	480	
	5	203	11	480	
BEEES	PKGS				2041
990 U STATES			145601	591444	
			145601	591444	
TURTLES					2045
758 COLOMBIA				671	
990 U STATES		1990		41275	
		1990		41946	
ALL OTHER ANIMALS LIVING N O P					2046
1 U KINGDOM		1829		20010	
44 BELG LUX		4116		15560	
49 DENMARK				397	
54 FRANCE				280	
55 GERMANY W		1657		9363	
73 NETHRLNDS		18075		89610	
78 PORTUGAL		60		60	
415 KENYA				5053	
457 FR W AFR				413	
487 TUNISIA				349	
519 INDIA		15865		159967	
559 JAPAN		250		2559	
583 THAILAND		250		1958	
614 AUSTRALIA				516	
744 ARGENTINA				400	
758 COLOMBIA				1004	
774 PERU				1227	
785 VENEZUELA				400	
990 U STATES		24008		358753	
		66110		667879	
MINK	NO				2047
76 NORWAY			18	732	
990 U STATES	389	28646	2443	135058	
	389	28646	2461	135790	

*From July 1, 1961

**Discontinued after June 30, 1961

IMPORTS BY COMMODITIES AND COUNTRIES

Commodity and Country	DECEMBER 1961		JANUARY TO DECEMBER 1961		Class Number
	Quantity	Value (\$)	Quantity	Value (\$)	
BONES CRUDE					2051
487 TUNISIA			13	437	
559 JAPAN			48	2119	
990 U STATES			6382	42369	
			6443	44925	
BONE DUST CHARRED BONE					2052
1 U KINGDOM	5600	14517	58630	226680	
614 AUSTRALIA			7690	28375	
990 U STATES	540	9036	5554	86809	
	6140	23553	71874	341864	
BONE PITCH CRUDE ONLY					2053
990 U STATES	75	525	3490	22561	
	75	525	3490	22561	
CHARCOAL ANIMAL FOR SUGAR					2054
1 U KINGDOM	2265	24302	26801	281851	
385 UAR EGYPT			9875	59697	
	2265	24302	36676	341548	
SHELLS AND FOSSILS N O P					2073
54 FRANCE		174		245	
55 GERMANY W				501	
67 ITALY				149	
73 NETHRLNDS				105	
559 JAPAN				1191	
567 PHIL				3877	
815 BERMUDA				1076	
990 U STATES		445		12650	
		619		19794	
OYSTER SHELLS CRUSHED OR NOT					2075
49 DENMARK			24060	14415	
990 U STATES	55058	41458	589041	449087	
	55058	41458	613101	463502	
FEATHERS NATURAL					2081
1 U KINGDOM				2617	
49 DENMARK				450	
54 FRANCE		91		1960	
55 GERMANY W				14409	
277 POLAND				1159	
288 YUGO SLAV				675	
427 UN SO AFR				2580	
516 HONG KONG		3911		55256	
553 CHINA COM				1283	
990 U STATES		12837		227500	
		16839		307889	
BADMINTON SHUTTLECOCKS BIRDS					2083
1 U KINGDOM	28	1099	2083	29729	
49 DENMARK	105	3163	256	5945	
55 GERMANY W			50	538	
519 INDIA			13	235	
527 PAKISTAN			208	1779	
553 CHINA COM			83	339	
559 JAPAN			1654	8876	
990 U STATES	88	3440	3450	71142	
	221	7702	7797	118583	
MANUFACTURES OF FEATHERS N O P					2084
1 U KINGDOM		431		6756	
54 FRANCE		555		22925	
55 GERMANY W				16023	
67 ITALY				1547	
246 CZECHO S				787	
258 GERMANY E				219	
279 ROUMANIA				510	
427 UN SO AFR		275		2582	
516 HONG KONG		65		62556	
519 INDIA				245	
559 JAPAN				1852	
990 U STATES		5029		30885	
		6355		146887	
FEATHERBONE COILS					2085
990 U STATES		1129		4724	
		1129		4724	
QUILLS NATURAL OR UNPLUMED					2086
1 U KINGDOM				3324	
49 DENMARK				585	
54 FRANCE				492	
67 ITALY				2260	
277 POLAND				882	
427 UN SO AFR		354		2428	
516 HONG KONG				196	
990 U STATES				22008	
		354		32167	
SHRIMPS PRAWNS FRESH OR FROZEN					2090
516 HONG KONG	1560	1038	247205	115670	
519 INDIA			2000	1593	
559 JAPAN	46	82	5796	3726	
758 COLOMBIA	513	312	21321	18924	
763 ECUADOR	660	854	9410	6553	
777 SURINAM			10350	9855	
845 C RICA			14250	12058	
857 EL SALVD			14116	10336	
874 MEXICO	130270	125885	836883	705626	
879 NICARAGUA			8673	6205	
883 PANAMA			52509	33455	
990 U STATES	208079	203722	2187493	1813351	
	341128	331893	3410006	2737352	

IMPORTS BY COMMODITIES AND COUNTRIES

Commodity and Country	DECEMBER 1961		JANUARY TO DECEMBER 1961		Class Number
	Quantity	Value (\$)	Quantity	Value (\$)	
COD HADDOCK POLLOCK FRESH	LB				2091
1 U KINGDOM			27397	6769	
49 DENMARK			68152	14386	
990 U STATES	41757	8221	812914	150848	
	41757	8221	908463	172003	
HALIBUT FRESH	LB				2092
559 JAPAN			20000	4276	
990 U STATES	146212	40300	1928307	475370	
	146212	40300	1948307	479646	
FISH LIVERS	LB				2093
990 U STATES	8063	843	96313	20962	
	8063	843	96313	20962	
HERRINGS FRESH	LB				2094
49 DENMARK			6300	855	
76 NORWAY			2200	210	
78 PORTUGAL	19080	4888	98057	22114	
990 U STATES			66976	4242	
	19080	4888	173533	27421	
LIVE FISH AND EGGS PROPAGATING					2095
990 U STATES		2645		47334	
		2645		47334	
LOBSTERS FRESH OR BOILED	LB				2096
752 BRAZIL			2750	3495	
848 CUBA	800	1218	1550	2114	
990 U STATES	15210	8678	490282	281716	
	16710	9896	494582	287325	
OYSTERS SEED AND BREEDING					2098
559 JAPAN				9440	
990 U STATES				533	
				9973	
OYSTERS FRESH OR FROZEN	GAL				2100
516 HONG KONG	12	109	82	330	
990 U STATES	13618	91452	85538	627143	
	13630	91561	85620	627473	
SALMON FRESH	LB				2101
78 PORTUGAL			20309	7157	
990 U STATES	10060	6507	452801	224132	
	10060	6507	473110	231289	
SQUID FRESH					2102
1 U KINGDOM		471		726	
78 PORTUGAL		52		918	
516 HONG KONG		1851		9655	
559 JAPAN				266	
990 U STATES		2679		33167	
		5053		44732	
FISH ALL OTHER FRESH	LB				2103
1 U KINGDOM			7364	1900	
49 DENMARK	86670	41284	612910	300754	
73 NETHRLNDS	9000	4961	113282	51749	
76 NORWAY			1400	228	
78 PORTUGAL	27672	9171	177827	48237	
516 HONG KONG	1920	615	10114	4386	
559 JAPAN	1250	210	2095403	293955	
654 FR NE OCE			302085	40349	
990 U STATES	147741	29535	1757874	364484	
	274253	85776	5078259	1106042	
COD HADDOCK POLLOCK DRIED	LB				2111
1 U KINGDOM			34090	7166	
76 NORWAY	1980	531	80430	30489	
990 U STATES			3400	786	
	1980	531	117920	38441	
HERRINGS SALTED	LB				2115
1 U KINGDOM	21000	3168	464950	71125	
49 DENMARK	2205	424	23888	2988	
53 FINLAND			2460	468	
55 GERMANY W	2225	431	3086	654	
63 ICELAND	30600	3074	54850	6080	
73 NETHRLNDS	59920	16975	703181	177717	
76 NORWAY	102436	16955	1438784	191235	
85 SWEDEN	47800	9589	166766	32943	
990 U STATES	7500	1445	59063	10419	
	273686	52061	2917028	493629	
FISH DRIED N O P	LB				2120
76 NORWAY	1650	750	15197	5922	
516 HONG KONG	6915	5076	18103	13141	
559 JAPAN	810	493	9798	5861	
990 U STATES			13915	4602	
	9375	6319	57013	29526	
FISH ALL OTHER SALTED	LB				2121
1 U KINGDOM			26445	4083	
67 ITALY			9485	2698	
76 NORWAY			8634	2604	
78 PORTUGAL			14021	3299	
82 SPAIN	32724	6497	153307	27156	
516 HONG KONG	13424	8931	84463	52405	
949 GREENLAND			771618	101430	
990 U STATES	28210	15620	61893	27338	
	74358	31048	1129866	221013	
FISH OTHER SMOKED OR BONELESS	LB				2122
1 U KINGDOM	32921	7781	965752	197056	
44 BELG LUX			5040	1630	
55 GERMANY W	938	418	938	418	
73 NETHRLNDS	2601	562	32698	7532	
76 NORWAY	2800	392	12482	1867	
516 HONG KONG			1128	776	
990 U STATES	562	437	66593	20392	
	39822	9590	1084631	229671	

IMPORTS BY COMMODITIES AND COUNTRIES

Commodity and Country	DECEMBER 1961		JANUARY TO DECEMBER 1961		Class Number
	Quantity	Value (\$)	Quantity	Value (\$)	
SHRIMPS AND PRAWNS CANNED	LB NT				2130
1 U KINGDOM			498	678	
49 DENMARK	1034	1874	4941	9924	
76 NORWAY	1172	1309	30807	34304	
85 SWEDEN	47	65	517	713	
516 HONG KONG	180	196	3088	1752	
519 INDIA	9040	8410	94616	88403	
527 PAKISTAN			1092	1305	
553 CHINA COM			330	340	
559 JAPAN	15100	14753	49333	48480	
874 MEXICO	90217	120444	157866	210669	
990 U STATES	111520	168965	1530017	1953895	
	228310	316016	1873105	2350463	
CRABS CLAMS CANNED	LB NT				2131
1 U KINGDOM			527	659	
516 HONG KONG			235	66	
559 JAPAN	156857	48319	1503418	373825	
990 U STATES			15050	8184	
	156857	48319	1519230	382734	
KIPPERED HERRINGS CANNED	LB NT				2132
1 U KINGDOM	6070	1850	200030	57455	
55 GERMANY W			2368	840	
76 NORWAY	17994	7292	188861	68497	
	24064	9142	391259	126792	
LOBSTERS CANNED PREPARED N O P	LB NT				2133
49 DENMARK			68	194	
559 JAPAN			114	171	
990 U STATES	1100	2050	18488	26682	
	1100	2050	18670	27047	
OYSTERS PREPARED PRESERVED HONG KONG	LB NT				2137
516 HONG KONG	520	818	14406	21804	
559 JAPAN	111516	58033	672739	331042	
990 U STATES	13200	7769	98154	71329	
	125236	66620	785299	424175	
SALMON CANNED PREPARED N O P	LB NT				2138
55 GERMANY W			1271	1205	
85 SWEDEN	549	793	2042	3225	
559 JAPAN	3048	4627	16213	14315	
990 U STATES	285	345	1420236	1092958	
	3882	5765	1439762	1111703	
PILCHARD CANNEO	LB NT				2139
1 U KINGDOM			5035	971	
990 U STATES			138408	21119	
			143443	22090	
ANCHOVIES SARDINES CANNED	LB NT				2140
1 U KINGDOM	7164	6220	23225	12465	
49 DENMARK	9144	4291	33943	16580	
54 FRANCE			3883	2602	
55 GERMANY W			3028	1238	
67 ITALY	351	344	8577	3995	
76 NORWAY	88855	67902	1469918	945989	
78 PORTUGAL	54883	28216	877343	448526	
82 SPAIN	12188	6171	33538	17752	
85 SWEDEN	1082	492	21489	11407	
277 POLAND	2098	839	26286	10224	
287 U S S R			2628	1788	
473 MOROCCO			30733	13795	
990 U STATES			12629	5204	
	175765	114475	2547220	1491565	
TUNA FISH CANNED	LB NT				2143
54 FRANCE			1853	1045	
67 ITALY	5175	2733	7125	3828	
78 PORTUGAL	1875	1043	2859	1763	
524 MALAYA			35700	13724	
559 JAPAN	242172	99117	4085697	1528272	
990 U STATES	2045	1052	46505	20462	
	251267	103945	4179739	1569094	
FISH PRESERVED IN OIL N O P					2144
49 DENMARK		1007		23929	
54 FRANCE				3350	
55 GERMANY W		1025		24471	
67 ITALY		779		6319	
76 NORWAY		212		7316	
78 PORTUGAL		3834		90291	
82 SPAIN				414	
277 POLAND		200		3671	
516 HONG KONG		2510		23490	
559 JAPAN		663		10263	
774 PERU		78404		793204	
990 U STATES				44539	
		88634		1031257	
FISH PREPARED OR PRESERVED N O P					2145
1 U KINGDOM		3252		23784	
49 DENMARK		1263		20243	
54 FRANCE				6338	
55 GERMANY W		973		10246	
67 ITALY				1980	
73 NETHRLNOS		924		3380	
76 NORWAY		2474		23044	
78 PORTUGAL				2618	
85 SWEDEN		135		1477	
277 POLAND		266		10356	
287 U S S R				2198	
427 UN SO AFR				3983	
516 HONG KONG		1282		19915	
519 INDIA				3712	

IMPORTS BY COMMODITIES AND COUNTRIES

Commodity and Country	DECEMBER 1961		JANUARY TO DECEMBER 1961		Class Number
	Quantity	Value (\$)	Quantity	Value (\$)	
559 JAPAN		5266		39516	
755 CHILE		1696		3735	
774 PERU		40952		47174	
874 MEXICO				15352	
990 U STATES		11904		160853	
HERRINGS CANNED		70387		399904	2146
	LB MT				
1 U KINGDOM	14700	3074	135550	29412	
49 DENMARK			703	490	
53 FINLAND	2274	1688	2845	2055	
55 GERMANY W	49446	14247	427922	116112	
73 NETHRLNOS	3118	992	20260	4782	
76 NORWAY	1453	969	50692	25209	
85 SWEDEN	3556	2168	36579	19215	
277 POLAND	2155	862	3660	1550	
990 U STATES			3785	1615	
FISH OFFAL OR REFUSE		24000		200440	2151
	CWT				
559 JAPAN			7386	96963	
990 U STATES	3018	7212	60839	159738	
SPONGES OF MARINE PRODUCTION					2152
1 U KINGDOM				2520	
54 FRANCE				3247	
59 GREECE		1038		41501	
67 ITALY				1610	
848 CUBA		1383		16812	
990 U STATES		380		17965	
FISHERY PRODUCTS		2801		83655	2153
1 U KINGDOM		102		2380	
49 DENMARK		4531		19387	
54 FRANCE		7216		20460	
55 GERMANY W		1417		14685	
59 GREECE				72	
73 NETHRLNOS				694	
76 NORWAY		387		2802	
78 PORTUGAL		3692		21589	
85 SWEDEN		99		975	
287 U S S R				1002	
516 HONG KONG		3882		44895	
519 INDIA		2756		5982	
524 MALAYA				504	
553 CHINA COM				538	
559 JAPAN		1798		40358	
614 AUSTRALIA		8877		60041	
617 FIJI				628	
716 B GUIANA		178		2366	
752 BRAZIL				7979	
774 PERU				248	
845 C RICA				404	
848 CUBA				25125	
874 MEXICO				1898	
990 U STATES		58715		607131	
FISH MEAL		93650		882143	2154
	CWT				
774 PERU			110421	513051	
990 U STATES			17939	82866	
FUR SKINS CHINA AND JAP MINK			128360	595917	2155
	NO				
1 U KINGDOM	41000	49574	113950	112033	
287 U S S R			2500	2038	
553 CHINA COM	10000	14099	262000	327904	
559 JAPAN			19000	28014	
990 U STATES			4632	6969	
FUR SKINS RACCOON UNDRRESSED		63673	402082	476952	2157
	NO				
1 U KINGDOM			1170	1578	
990 U STATES	8199	7122	316726	542978	
FUR SKINS SHEEP LAMB UNDRRESSED		7122	317896	544556	2158
	NO				
744 ARGENTINA			1890	2223	
990 U STATES			290692	212130	
FUR SKINS FOX UNDRRESSED			292582	214353	2162
	NO				
1 U KINGDOM	1852	18816	34828	284186	
76 NORWAY	616	11145	851	14564	
85 SWEDEN			1000	28269	
277 POLAND			35655	384904	
287 U S S R			4390	30504	
954 ST PIERRE			32	480	
990 U STATES	1861	4774	19929	118959	
FUR SKINS KOLINSKY UNDRRESSED		34735	96685	861866	2163
	NO				
1 U KINGDOM	6460	5229	81967	160258	
85 SWEDEN			18400	38828	
287 U S S R			88650	182629	
553 CHINA COM			25100	48904	
564 KOREA			21580	29487	
990 U STATES			23798	23109	
FUR SKINS MINK UNDRRESSED		5229	259495	483215	2164
	NO				
1 U KINGDOM			50759	404294	
49 DENMARK	1193	20773	10692	122147	
53 FINLAND			3505	50147	
76 NORWAY	1037	19060	18117	234889	

IMPORTS BY COMMODITIES AND COUNTRIES

Commodity and Country	DECEMBER 1961		JANUARY TO DECEMBER 1961		Class Number
	Quantity	Value (\$)	Quantity	Value (\$)	
85 SWEDEN			6774	100666	
287 U S S R			8177	67834	
990 U STATES	14887	255406	392778	4382555	
FUR SKINS MUSKRAT UNDRRESSED	17117	295239	490802	5362532	2165
990 U STATES	NO				
	53423	46291	1327280	1249792	
FUR SKINS PERSIAN LAMB UNDRRESS	53423	46291	1327280	1249792	2166
1 U KINGDOM	NO				
55 GERMANY W	207261	1241169	475760	2841203	
73 NETHRLNDS	927	6322	1352	9246	
85 SWEDEN			13768	78248	
287 U S S R	1952	11314	103380	619885	
427 UN SO AFR	8584	51151	150446	912582	
527 PAKISTAN			2000	19866	
990 U STATES	7782	52372	2991	31844	
FUR SKINS RABBIT UNDRRESSED	226506	1362328	371360	2988651	2167
54 FRANCE	NO				
559 JAPAN	13524	7539	79624	45049	
990 U STATES			5400	2753	
	13524	7539	46359	28271	
FUR SKINS SQUIRREL UNDRRESSED	13524	7539	131383	76073	2168
1 U KINGDOM	NO				
85 SWEDEN	6000	3310	181191	124082	
287 U S S R			3000	1244	
990 U STATES			15000	9153	
	6000	3310	16282	11343	
FUR SKINS UNDRRESSED N O P	6000	3310	215473	145822	2169
1 U KINGDOM	NO				
49 DENMARK	12	86	13756	100395	
76 NORWAY			470	6567	
85 SWEDEN			2506	13453	
287 U S S R			993	19008	
344 ETHIOPIA			5840	47873	
386 UAR SYRIA			30	3119	
516 HONG KONG	700	448	113	449	
519 INDIA			6635	3464	
752 BRAZIL			35	2087	
990 U STATES	1259	8959	2418	61246	
	1971	9493	130616	992807	
RABBIT SKINS DRESSED N O P	1971	9493	163412	1250468	2172
1 U KINGDOM	DOZ				
44 BELG LUX			6	160	
54 FRANCE			6867	19954	
55 GERMANY W			615	5984	
82 SPAIN			1317	12255	
990 U STATES	180	1814	50	71	
	180	1814	4295	31659	
FUR SKINS DRESSED N O P	180	1814	13150	70083	2173
1 U KINGDOM					
44 BELG LUX		107070		455900	
54 FRANCE				2240	
55 GERMANY W		72		12495	
59 GREECE		977		103775	
67 ITALY		686		686	
76 NORWAY				30507	
85 SWEDEN				20018	
86 SWITZRLND				13952	
287 U S S R				691	
355 ISRAEL		615		52540	
427 UN SO AFR				464	
614 AUSTRALIA				22694	
744 ARGENTINA				447	
752 BRAZIL				1780	
782 URUGUAY		140		1510	
874 MEXICO				6652	
990 U STATES		25194		1386	
		134754		2526810	
HATTERS FURS NOT ON THE SKIN				3254547	2174
1 U KINGDOM	LB				
44 BELG LUX	4571	8570	14015	71677	
54 FRANCE			36221	75979	
55 GERMANY W	1500	3796	41298	72466	
67 ITALY			44855	117343	
78 PORTUGAL			2850	5165	
82 SPAIN			1005	1697	
614 AUSTRALIA			77451	137840	
990 U STATES	10071	27706	2500	12225	
	16142	40072	91879	351804	
FUR SKINS SHEEP DRESSED			312074	846196	2175
1 U KINGDOM					
262 HUNGARY				12154	
622 NEW ZEAL				288	
990 U STATES		898		611	
		898		61452	
MANUFACTURES OF FUR N O P				74505	2181
1 U KINGDOM					
44 BELG LUX		172		29126	
54 FRANCE				5570	
55 GERMANY W		860		517	
59 GREECE		9282		7261	
67 ITALY				68190	
76 NORWAY		1149		2179	
85 SWEDEN				4840	
86 SWITZRLND				1033	
				1871	

IMPORTS BY COMMODITIES AND COUNTRIES

Commodity and Country	DECEMBER 1961		JANUARY TO DECEMBER 1961		Class Number
	Quantity	Value (\$)	Quantity	Value (\$)	
553 CHINA COM				27016	
559 JAPAN				1527	
614 AUSTRALIA				2330	
990 U STATES		22751		521479	
BRISTLES ANIMAL	LB	34214		742939	2191
1 U KINGDOM	13499	69253	158109	937415	
44 BELG LUX	1867	2856	1867	2856	
55 GERMANY W			12826	66593	
73 NETHRLNDS			23236	107613	
553 CHINA COM			1600	9182	
744 ARGENTINA			75	268	
990 U STATES	5771	22314	73992	334180	
HAIR UNMANUFACTURED	LB	21137	271705	1458107	2192
1 U KINGDOM			337	15022	
55 GERMANY W	15	586	580	4313	
67 ITALY			153	3885	
246 CZECHO S	836	161	872	776	
516 HONG KONG			10	1553	
990 U STATES	229989	20572	1176399	175159	
	230840	21319	1178351	200708	
HORSE HAIR	LB				2193
1 U KINGDOM			22	133	
86 SWITZRLND			1342	2553	
990 U STATES	3769	4454	40121	51275	
	3769	4454	41485	53961	
MANUFACTURES OF HAIR NOP					2195
1 U KINGDOM		512		19228	
54 FRANCE		266		4791	
55 GERMANY W		3610		50499	
73 NETHRLNDS				66	
516 HONG KONG				4589	
553 CHINA COM				3189	
559 JAPAN				10415	
990 U STATES		3634		32674	
		8022		125451	
HORSE HIDES	NO				2200
1 U KINGDOM			2042	15906	
54 FRANCE			1800	17964	
990 U STATES			3691	25101	
			7533	58971	
CALF SKINS AND KIPS RAW	NO				2201
54 FRANCE	1000	10709	7660	67704	
67 ITALY	1000	12153	13798	181540	
86 SWITZRLND			2800	31344	
954 ST PIERRE			107	129	
990 U STATES	13813	105481	461109	3149470	
	15813	128343	485474	3430187	
CATTLE HIDES RAW	NO				2202
54 FRANCE			1933	23291	
67 ITALY			1000	11934	
954 ST PIERRE			149	408	
990 U STATES	66606	620121	831561	6758591	
	66606	620121	834643	6794224	
SHEEP SKINS RAW	NO				2203
1 U KINGDOM	2240	11934	2420	12976	
954 ST PIERRE			149	83	
990 U STATES	49543	58209	998017	804855	
	51783	70143	1000586	817914	
OTHER HIDES AND SKINS RAW NOP	NO				2204
85 SWEDEN	350	1964	330	1964	
990 U STATES			6170	17258	
	330	1964	6500	19222	
GOAT SKINS AND KID SKINS RAW	NO				2205
990 U STATES	350	528	17543	7748	
	350	528	17543	7748	
HIDE SECTIONS OR BELLIES	NO				2206
1 U KINGDOM			1559	12286	
990 U STATES	29832	25106	383813	334392	
	29832	25106	385372	346678	
LEATHER DRESSED KID					2210
1 U KINGDOM		53011		1054451	
54 FRANCE				4745	
55 GERMANY W		12017		39178	
82 SPAIN				185	
990 U STATES		34669		424218	
				99697	
				1523477	
BELTING LEATHER IN BUTTS					2211
1 U KINGDOM		2414		68261	
43 AUSTRIA				371	
54 FRANCE				7781	
55 GERMANY W				5083	
990 U STATES		3196		70249	
		5610		151745	
LEATHER TANNED N O P					2213
1 U KINGDOM		1945		115158	
43 AUSTRIA				2237	
54 FRANCE				9352	
55 GERMANY W				2407	
427 UN SO AFR				709	
519 INDIA		2034		85258	
527 PAKISTAN				2222	
559 JAPAN				12237	
614 AUSTRALIA				624	
990 U STATES		26100		258541	
		30079		488745	

IMPORTS BY COMMODITIES AND COUNTRIES

Commodity and Country	DECEMBER 1961		JANUARY TO DECEMBER 1961		Class Number
	Quantity	Value (\$)	Quantity	Value (\$)	
LEATHER DRESSED M O P					2 215
1 U KINGDOM		66124		837706	
43 AUSTRIA		1541		10762	
44 BELG LUX				4065	
54 FRANCE		53026		551678	
55 GERMANY W		12678		69695	
64 IRELAND		58		3298	
67 ITALY		6141		38500	
73 NETHRLNOS		762		105474	
82 SPAIN				4384	
85 SWEDEN				2363	
86 SWITZRLND				8880	
527 PAKISTAN				2723	
559 JAPAN				3375	
614 AUSTRALIA		375		3997	
752 BRAZIL				573	
874 MEXICO				133	
990 U STATES		99202		1271783	
		239907		2919389	
CHAMOIS SKIN					2 216
1 U KINGDOM		12355		354089	
44 BELG LUX				1446	
64 IRELAND				83	
622 NEW ZEAL		324		4165	
990 U STATES		455		5319	
		13134		365102	
PATENT AND UPHOLSTERY LEATHER					2 217
1 U KINGDOM		450		3055	
55 GERMANY W				1193	
67 ITALY		1562		1562	
85 SWEDEN				1326	
990 U STATES		26688		71203	
		28700		78339	
SOLE LEATHER					2 218
	LB				
1 U KINGDOM	106952	2927	209458	42782	
43 AUSTRIA			908	675	
54 FRANCE			3725	2280	
355 ISRAEL			954	454	
614 AUSTRALIA	1000	327	1000	327	
990 U STATES			23045	11077	
	107952	3254	239090	57595	
SCRAP LEATHER					2 219
622 NEW ZEAL				226	
990 U STATES		2915		39777	
		2915		40003	
PIG MOROCCO ROLLER LEATHERS					2 220
1 U KINGDOM		68924		718604	
559 JAPAN		772		19218	
990 U STATES		48352		515036	
		118048		1252858	
LEATHER FROM EAST INDIA KIP					2 221
1 U KINGDOM		117486		1164434	
990 U STATES				634	
		117486		1165068	
LEATHER FOR GLOVES OR CLOTHING					2 224
1 U KINGDOM		78652		1030053	
44 BELG LUX		4753		4753	
49 DENMARK		567		2162	
54 FRANCE				9298	
55 GERMANY W				776	
73 NETHRLNOS				591	
559 JAPAN				1082	
990 U STATES		98298		1190932	
		182270		2239647	
LEATHER FOR UPHOLSTERY LEATHER					2 225
1 U KINGDOM		6386		99323	
990 U STATES		1562		11805	
		7948		111128	
CRUST OIL LEATHER FOR CHAMOIS					2 226
1 U KINGDOM				1018	
				1018	
BOOTS AND SHOES MENS LEATHER	PAIR				2 232
1 U KINGDOM	28584	151499	530119	2616258	
43 AUSTRIA	2113	33560	12321	144465	
49 DENMARK	208	549	456	1377	
53 FINLAND	20	165	375	2988	
54 FRANCE	3447	8847	38736	173246	
55 GERMANY W	1677	12778	41227	277307	
64 IRELAND			5505	23797	
67 ITALY	18111	92098	259204	1166051	
73 NETHRLNOS	323	1245	6031	25939	
76 NORWAY	90	664	339	3244	
82 SPAIN	144	462	4773	18515	
85 SWEDEN			136	1382	
86 SWITZRLNO	202	4211	3445	43291	
246 CZECHO S	799	1865	18921	40756	
262 HUNGARY			417	2261	
288 YUGO SLAV	624	3166	1016	4679	
355 ISRAEL			348	1811	
516 HONG KONG	540	1264	5260	11317	
519 INDIA			167	720	
559 JAPAN	216	224	8579	13736	
874 MEXICO	122	1811	373	4087	
990 U STATES	3949	26988	74796	446880	
	61169	341396	1012544	5024107	

IMPORTS BY COMMODITIES AND COUNTRIES

Commodity and Country	DECEMBER 1961		JANUARY TO DECEMBER 1961		Class Number
	Quantity	Value (\$)	Quantity	Value (\$)	
BOOTS AND SHOES WOMENS LEATHER PAIR					2 2 3 3
1 U KINGDOM	6448	42987	346636	1536744	
43 AUSTRIA	389	4419	3549	36911	
44 BELG LUX			361	2657	
53 FINLAND	80	717	306	2405	
54 FRANCE	730	3629	18704	128371	
55 GERMANY W	1045	6016	25006	143182	
64 IRELAND	243	1185	25660	130352	
67 ITALY	7888	37974	356143	1207700	
73 NETHRLNDS	389	1194	2156	6955	
82 SPAIN			1970	11594	
85 SWEDEN			18	142	
86 SWITZRLND	1252	12226	7198	65250	
246 CZECHO S			117	250	
288 YUGO SLAV	253	1860	414	2411	
516 HONG KONG	60	80	761	1646	
519 INDIA			447	1137	
559 JAPAN	11472	6046	45975	44629	
774 PERU			66	119	
867 HAITI			164	580	
874 MEXICO	290	411	1344	2459	
990 U STATES	15974	54164	294292	1425189	
	46513	172908	1131287	4750683	
BOOTS SHOES CHILDRENS LEATHER PAIR					2 2 3 4
1 U KINGDOM	4505	11395	153412	246714	
43 AUSTRIA	283	2458	1748	12819	
54 FRANCE	1041	2735	2491	8959	
55 GERMANY W	228	822	11823	39579	
67 ITALY	2022	4648	51360	124427	
73 NETHRLNDS			720	2326	
82 SPAIN			428	816	
246 CZECHO S			3200	6194	
516 HONG KONG	300	196	4010	3172	
519 INDIA			38328	33282	
559 JAPAN			4748	2511	
990 U STATES	3362	2950	30722	56040	
	11741	25204	302990	536839	
HARNESS AND SADDLERY					2 2 3 8
1 U KINGDOM		9426		123231	
55 GERMANY W		486		30792	
67 ITALY				1070	
73 NETHRLNDS				77	
82 SPAIN				562	
385 UAR EGYPT				388	
519 INDIA		1637		7284	
559 JAPAN		433		3142	
614 AUSTRALIA				128	
744 ARGENTINA				630	
874 MEXICO		2083		22879	
990 U STATES		26771		479038	
		40836		669221	
LEATHER BELTING					2 2 3 9
1 U KINGDOM		2560		66537	
43 AUSTRIA				8177	
49 DENMARK				1916	
55 GERMANY W		2727		26946	
73 NETHRLNDS				341	
990 U STATES		1927		29364	
		7214		133281	
MFRS OF LEATHER OR RAWHIDE NOP					2 2 4 1
1 U KINGDOM		9479		164941	
43 AUSTRIA				508	
44 BELG LUX				109	
49 DENMARK		298		2166	
54 FRANCE		325		3937	
55 GERMANY W		2677		24155	
67 ITALY		559		17777	
73 NETHRLNDS				1260	
82 SPAIN				2123	
85 SWEDEN				451	
86 SWITZRLND				2159	
246 CZECHO S		570		1236	
473 MOROCCO		830		1609	
527 PAKISTAN				1511	
559 JAPAN		1173		24022	
874 MEXICO				1290	
990 U STATES		52426		552135	
		68337		801389	
SOLES AND HEELS LEATHER					2 2 4 3
1 U KINGDOM		1647		17143	
614 AUSTRALIA				359	
990 U STATES		1970		105803	
		3617		123305	
SHOE LIFTS AND WELTING LEATHER					2 2 4 4
1 U KINGDOM		282		2879	
990 U STATES		3473		93562	
		3755		96441	
STRAPS OF LEATHER N O P					2 2 4 5
1 U KINGDOM		7014		41552	
55 GERMANY W		177		8333	
67 ITALY		51		1726	
86 SWITZRLND		67		10939	
990 U STATES		4670		67028	
		11979		129578	
BICYCLE SADDLES					2 2 4 6
1 U KINGDOM	NO	4791	3437	24348	15106

IMPORTS BY COMMODITIES AND COUNTRIES

Commodity and Country	DECEMBER 1961		JANUARY TO DECEMBER 1961		Class Number
	Quantity	Value (\$)	Quantity	Value (\$)	
55 GERMANY W	2700	1559	120657	74123	
67 ITALY			2000	932	
73 NETHRLNDS	3932	3029	103682	76808	
559 JAPAN	4200	2585	12204	7573	
990 U STATES	1750	910	51061	20946	
	17373	11520	313952	195488	
CHICKENS AND FOWL EVISCERATED	LB				2247*
990 U STATES	121411	50816	1807624	647373	
	121411	50816	1807624	647373	
TURKEYS EVISCERATED	LB				2248*
990 U STATES	115620	28699	1580456	491568	
	115620	28699	1580456	491568	
POULTRY EVISCERATED N O P	LB				2249*
990 U STATES	115780	45375	815154	297802	
	115780	45375	815154	297802	
BEEF AND VEAL FRESH	LB				2251
64 IRELAND	26675	11411	215655	96439	
614 AUSTRALIA	555366	198736	3127153	1084652	
622 NEW ZEAL	20167	6981	8077733	2315484	
990 U STATES	594370	323992	4981722	2949386	
	1196578	541120	16402263	6445961	
MUTTON AND LAMB FRESH	LB				2252
614 AUSTRALIA	1536021	317478	20270150	4527904	
622 NEW ZEAL	2629149	476367	12432889	2262358	
990 U STATES	2158	1568	733388	287604	
	4167328	795413	33436427	7077866	
PORK FRESH	LB				2253
614 AUSTRALIA			21960	12398	
990 U STATES	1036076	305829	28655099	9352391	
	1036076	305829	28677059	9364789	
POULTRY MOP GAME PARTRIDGE	LB				2254**
990 U STATES			523666	189747	
			523666	189747	
CHICKENS AND FOWL DEAD N O P	LB				2255*
990 U STATES	220891	51554	1191602	269648	
	220891	51554	1191602	269648	
POULTRY DEAD N O P	LB				2256*
MEATS FRESH N O P	LB				2257
848 CUBA			6500	6087	
874 MEXICO	150	169	150	169	
990 U STATES	3013	3117	77322	57445	
	3163	3286	83972	63701	
EDIBLE OFFAL FRESH	LB				2258
614 AUSTRALIA	50791	27463	410353	204756	
622 NEW ZEAL			174209	85031	
990 U STATES	135109	22340	2869796	535980	
	185900	49803	3454358	825767	
CHICKENS AND FOWL N O P	LB				2259**
990 U STATES			7901341	2053803	
			7901341	2053803	
TURKEYS NOP	LB				2260**
990 U STATES			2951889	1027602	
			2951889	1027602	
PORK PREP OR PRESERVED N O P	LB				2261
49 DENMARK			848	267	
990 U STATES	815344	240081	11975263	3841489	
	815344	240081	11976111	3841756	
BEEF PICKLED	LB				2263
990 U STATES	800683	319194	12493977	3897942	
	800683	319194	12493977	3897942	
CANNED MEATS POULTRY GAME NOP	LB NT				2264
1 U KINGDOM	25308	9572	637289	196059	
49 OENMARK	37200	20945	1483134	584337	
54 FRANCE	78994	22262	347328	137163	
55 GERMANY W	7101	1673	17205	6723	
64 IRELAND			4800	1523	
73 NETHRLNDS	12821	4208	117136	34807	
76 NORWAY	315	189	1292	624	
85 SWEDEN			509	538	
262 HUNGARY			3174	663	
277 POLAND	18200	9407	167180	91034	
516 HONG KONG	135	213	543	449	
559 JAPAN	115	167	1127	1352	
614 AUSTRALIA			179068	53553	
622 NEW ZEAL			91890	46146	
744 ARGENTINA	16191	5620	322990	100751	
990 U STATES	50844	20729	2582444	677796	
	247224	94985	5957109	1933518	
EXTRACTS OF MEAT FLUID BEEF	LB				2265
1 U KINGDOM	20452	14662	166935	126055	
73 NETHRLNDS	926	937	8291	8329	
614 AUSTRALIA	12320	24750	48424	109515	
622 NEW ZEAL			53760	132230	
744 ARGENTINA			137401	124243	
769 PARAGUAY			79577	45543	
990 U STATES	1612	4961	2442	7211	
	35310	45310	496830	553126	
MEATS PREPARED NOT CANNED	LB				2266
990 U STATES	104364	73470	1060661	829446	
	104364	73470	1060661	829446	
SAUSAGE NOT CANNED OR BOTTLED	LB				2269
990 U STATES	14382	12426	170693	146412	
	14382	12426	170693	146412	

*From July 1, 1961

**Discontinued after June 30, 1961

IMPORTS BY COMMODITIES AND COUNTRIES

Commodity and Country	DECEMBER 1961		JANUARY TO DECEMBER 1961		Class Number
	Quantity	Value (\$)	Quantity	Value (\$)	
SOUPS SOUP PREPARATIONS N O P					2270
1 U KINGDOM		1845		12279	
49 DENMARK		633		3354	
54 FRANCE		3207		9467	
55 GERMANY W		1050		36553	
73 NETHRLNDS		6849		60127	
86 SWITZRLND		99149		305529	
355 ISRAEL				1448	
559 JAPAN		1938		5605	
769 PARAGUAY				11822	
990 U STATES		46322		474603	
		160993		920787	
MEAT PIES FROZEN	LB				2271
990 U STATES	62011	19869	2300671	755197	
	62011	19869	2300671	755197	
COMPLETE DINNERS MEAT FROZEN	LB				2272
990 U STATES	276930	129658	1760452	958533	
	276930	129658	1760452	958533	
BEEF CANNED N O P	LB NT				2273
1 U KINGDOM			4776	1868	
49 DENMARK			192	93	
614 AUSTRALIA	36552	10469	777928	247568	
744 ARGENTINA			240984	82976	
990 U STATES			9937	6063	
	36552	10469	1033817	338568	
CORNED BEEF CANNED	LB NT				2274
54 FRANCE			55756	20126	
614 AUSTRALIA	729688	323286	5648808	2533073	
744 ARGENTINA	338661	139448	4302977	1615962	
769 PARAGUAY	209286	83581	974954	389572	
782 URUGUAY			270079	83500	
	1277635	546315	11252574	4642233	
MILK SKIM POWDERED	LB				2280
990 U STATES			9368	1780	
			9368	1780	
MILK AND CREAM FRESH	GAL				2281
1 U KINGDOM			450	1725	
49 DENMARK	45	128	84275	218631	
990 U STATES	349	3920	4310	26049	
	394	4048	89035	246405	
BUTTER	LB				2282
990 U STATES			192	131	
			192	131	
CASEIN	LB				2283
614 AUSTRALIA	29120	5643	304371	55349	
622 NEW ZEAL			67728	14206	
990 U STATES	30340	7105	89296	26766	
	59460	12748	461395	96321	
CHEESE	LB				2284
1 U KINGDOM	23466	13609	162546	87624	
43 AUSTRIA	360	165	51014	18431	
44 BELG LUX			3635	2149	
49 DENMARK	248925	106193	3345405	1378813	
53 FINLAND	15723	4158	189265	51536	
54 FRANCE	92558	54879	704845	410260	
55 GERMANY W	24828	15733	256131	157925	
59 GREECE	5009	2326	19128	7827	
67 ITALY	386469	218804	3660199	1999073	
73 NETHRLNDS	159906	68488	1984513	838331	
76 NORWAY	2086	923	34493	15519	
85 SWEDEN			5346	1788	
86 SWITZRLND	291304	173282	2324278	1374710	
245 BULGARIA			9980	4550	
277 POLAND			14842	1757	
288 YUGO SLAV			3287	1566	
622 NEW ZEAL			7232	2375	
716 B GUIANA	190	61	190	61	
744 ARGENTINA			154566	52884	
990 U STATES	113494	78623	1779053	1143294	
	1364318	737244	14709948	7550473	
MILK WHOLE POWDERED	LB				2286
86 SWITZRLND			1588	1122	
990 U STATES	36437	8827	187160	60730	
	36437	8827	188748	61852	
MILK PROO CONOENSEO ORIED NOP	LB				2287
73 NETHRLNDS			8542	4531	
990 U STATES	301339	10237	5507997	187602	
	301339	10237	5516539	192133	
OLEIC ACID OR RED OIL	CWT				2288
1 U KINGDOM	21	324	270	3844	
614 AUSTRALIA			224	2335	
990 U STATES	925	17836	5484	97927	
	946	18160	5978	104106	
STEARIC ACID	CWT				2289
1 U KINGDOM			160	2413	
44 BELG LUX	397	4873	771	9344	
614 AUSTRALIA			1176	13205	
990 U STATES	314	4805	4450	62449	
	711	9678	6557	87411	
ANIMAL OIL N O P	CWT				2293
1 U KINGDOM			2906	35802	
614 AUSTRALIA	70	772	181	2000	
990 U STATES	374	6420	5616	65477	
	444	7192	8703	103279	
COO LIVER OIL	CWT				2294
1 U KINGDOM			9166	127899	

IMPORTS BY COMMODITIES AND COUNTRIES

Commodity and Country	DECEMBER 1961		JANUARY TO DECEMBER 1961		Class Number			
	Quantity	Value (\$)	Quantity	Value (\$)				
76 NORWAY	115	1384	478	6080	2295			
559 JAPAN	52	8875	52	8875				
990 U STATES			124	2694				
FISH MARINE ANIMAL OIL N O P	167	10259	9820	145548				
63 ICELAND	24	1194	127114	700817	2295			
76 NORWAY			68	619				
559 JAPAN			263	12942				
813 BAHAMAS			9484	63596				
954 ST PIERRE			454	2180				
990 U STATES	94	1794	176490	1176443				
WHALE OIL AND SPERMACE TI	118	2988	313873	1956597	2297			
1 U KINGDOM	577	7484	3501	47496	2297			
76 NORWAY			957	15438				
990 U STATES	800	12376	6935	109319				
FISH OIL CONCENTRATED	1377	19860	11393	172253	2299			
76 NORWAY	3		3	1195	2299			
559 JAPAN			24	1110				
990 U STATES			677	6487				
FISH OIL FOR FORTIFYING			704	8792				
1 U KINGDOM	4	1681	7	2587	2300			
73 NETHRLNDS			1	626				
559 JAPAN			192	41426				
990 U STATES			79	2713		146	30801	
BEESWAX	83	4394	346	75440	2302			
755 CHILE	87	5904	378	21186	2302			
848 CUBA			63	3220				
874 MEXICO			615	32815				
990 U STATES			1409	88928				
CANDLES N O P	87	5904	2465	146149	2303			
1 U KINGDOM	34	1688	4	323	2303			
49 DENMARK			94	5929				
55 GERMANY W			89	4678				
64 IRELAND			11	425				
85 SWEDEN			115	8252				
559 JAPAN			924	25380				
990 U STATES			85	4375		2202	85949	
GREASE AND DEGRAS	262	10697	3439	130936	2304			
1 U KINGDOM	31	8146	3882	46803	2304			
64 IRELAND			115	811				
990 U STATES	15351	101270	218135	1498187				
LARD AND COMPOUNDS STEARINE	15382	109416	222132	1545801	2307			
1 U KINGDOM	28755	257293	149	2750	2307			
990 U STATES			251303	2569936				
TALLOW	28755	257293	251452	2578686	2308			
990 U STATES	2205	22209	26874	261444	2308			
EGG ALBUMEN DRIED POWDERED ETC	2205	22209	26874	261444	2315			
73 NETHRLNDS	3100	2710	275	320	2315			
990 U STATES			188449	135822				
EGGS DRIED POWDERED N O P	3100	2710	188724	136142	2317			
553 CHINA COM	6550	7708	9480	8049	2317			
990 U STATES			53514	58662				
GELATINE INEDIBLE PHOTOGRAPHIC	6550	7708	62994	66711	2320			
1 U KINGDOM	46985	82260	500	476	2320			
990 U STATES			242470	406726				
ANIMAL GLANDS FOR MEDICINE	46985	82260	242970	407202	2321			
990 U STATES				13136	2321			
EGGS IN THE SHELL				13136	2325			
277 POLAND	4843	3874	209970	28712	2325			
516 HONG KONG			43322	28224				
990 U STATES			3602114	3806527				
EGGS YOLK OR ALBUMEN FROZEN	263744	252890	3855406	3863463	2326			
990 U STATES	266587	256764			2326			
GELATINE CAPSULES EMPTY			68665	28582	2328			
1 U KINGDOM			68665	28582	2328			
990 U STATES		61642		1533	2328			
GELATINE EDIBLE		61642		575733	2329			
1 U KINGDOM	58600	20669	155660	56386	2329			
44 BELG LUX			6152	3416				
54 FRANCE			1953	977				
55 GERMANY W			866	1282				
86 SWITZRLND			3800	2755				
614 AUSTRALIA			21900	11206		279750	159336	
990 U STATES			122853	77416		1271937	807415	
GELATINE N O P			203603	109457		1720118	1031567	2331
1 U KINGDOM			44800	10877		175440	38483	2331
44 BELG LUX	133	60						
54 FRANCE	15960	3997						
55 GERMANY W	29075	6535						

IMPORTS BY COMMODITIES AND COUNTRIES

Commodity and Country	DECEMBER 1961		JANUARY TO DECEMBER 1961		Class Number
	Quantity	Value (\$)	Quantity	Value (\$)	
73 NETHRLNDS			132000	38940	
990 U STATES	690	385	30731	15503	
GLUE ANIMAL POWDERED OR SHEET	45890	11439	383339	103518	
1 U KINGDOM	235600	37025	2007793	322981	2332
55 GERMANY W			50297	7003	
427 UN SO AFR			676480	73392	
990 U STATES	41751	7163	939157	176698	
GLUE N O P	277351	44188	3673727	580074	
55 GERMANY W			282	124	2333
990 U STATES	1951	948	168959	34593	
GUT AND MANUFACTURES N O P	1951	948	169241	34717	
1 U KINGDOM		1236		19126	2336
54 FRANCE		146		2040	
614 AUSTRALIA		395		5769	
990 U STATES		570		7612	
HONEY		2347		34547	
1 U KINGDOM	734	431	226637	29285	2337
49 DENMARK			4244	1680	
55 GERMANY W	500	242	3169	1627	
59 GREECE	1213	313	10496	4213	
64 IRELAND			612	330	
67 ITALY			683	354	
73 NETHRLNDS	8194	3043	18780	6903	
277 POLAND	3000	829	13800	3252	
288 YUGO SLAV			6993	2153	
622 NEW ZEAL			23200	2675	
744 ARGENTINA			19841	2126	
824 JAMAICA			480	141	
990 U STATES	18690	4943	1052869	167298	
MANURES ANIMAL	32331	9801	1381804	222037	
990 U STATES	798	1473	42089	77429	2338
MUSK IN POOS OR GRAINS	798	1473	42089	77429	
516 HONG KONG			216	8294	2339
RENNET RAW AND PREPARED			216	8294	
990 U STATES	18182	20399	322470	345907	2340
SAUSAGE CASINGS UNCLEANED	18182	20399	322470	345907	
990 U STATES	82964	50678	1377748	791407	2341
SAUSAGE CASINGS CLEANED	82964	50678	1377748	791407	
55 GERMANY W			232	373	2342
614 AUSTRALIA	29813	45655	601249	847578	
622 NEW ZEAL	131936	131366	1782504	2510309	
990 U STATES	815	1050	58213	43050	
TANKAGE	162564	178071	2442198	3401310	
622 NEW ZEAL	111	902	562	4254	2343
990 U STATES	4991	7859	92291	192151	
ANIMAL PRODUCTS N O P	5102	8761	92853	196405	
1 U KINGDOM		1120		79543	2344
54 FRANCE				914	
55 GERMANY W		10376		102669	
67 ITALY		525		3192	
73 NETHRLNDS		5535		75364	
86 SWITZRLND				6993	
415 KENYA				1498	
427 UN SO AFR				1500	
516 HONG KONG		2189		14373	
519 INDIA		227		1302	
559 JAPAN		850		11884	
758 COLOMBIA				1609	
874 MEXICO				2048	
990 U STATES		38319		569985	
HORSE MEAT AND MEAT FOR FEED		59141		872874	
559 JAPAN			500	3713	2345
774 PERU			4329	11356	
990 U STATES	5645	37013	91791	570771	
DOG FOOD AND PET STOCK FOOD	5645	37013	96620	585840	
1 U KINGDOM		216		3986	2347
44 BELG LUX				88	
49 DENMARK				123	
55 GERMANY W		495		3315	
73 NETHRLNDS				2089	
990 U STATES		25437		346859	
		26148		356460	

IMPORTS BY COMMODITIES AND COUNTRIES

Commodity and Country	DECEMBER 1961		JANUARY TO DECEMBER 1961		Class Number
	Quantity	Value (\$)	Quantity	Value (\$)	
GROUP 3					
FIBRES TEXTILES AND PRODUCTS					
RAW COTTON					
	CWT				3001
1 U KINGDOM			513	15797	
385 UAR EGYPT			66	3300	
519 INDIA			2784	72465	
527 PAKISTAN	416	8807	711	17599	
545 BURMA			363	9366	
758 COLOMBIA			569	17544	
774 PERU			1705	63107	
874 MEXICO	2656	83749	20927	603601	
990 U STATES	156044	4425566	1770636	46510301	
	159116	4518122	1798274	47313080	
COTTON LINTERS AND FIBRES MOP	LB				3002
44 BELG LUX			37690	2926	
287 U S S R			523575	35977	
355 ISRAEL			117496	5293	
363 LEBANON			203935	9160	
382 TURKEY			3985270	219080	
386 UAR SYRIA	1394947	66788	6119104	251054	
752 BRAZIL			273812	18903	
758 COLOMBIA			113300	8413	
774 PERU			30518	4413	
857 EL SALVD	677604	51991	1957849	116678	
864 GUATEMALA	64776	4129	388464	16215	
874 MEXICO	60737	3650	300986	25938	
879 NICARAGUA	205811	9584	1416807	63120	
990 U STATES	881397	69028	13082279	907437	
	3285272	205170	28551085	1684607	
BATTS BATTING WADDING COTTON	LB				3004
1 U KINGDOM			169	107	
990 U STATES	67720	41617	722172	435669	
	67720	41617	722341	435776	
COT YARNS SINGLES NOT FINER 20	LB				3005
1 U KINGDOM	11472	7954	180200	152797	
54 FRANCE	10261	4994	35373	25195	
55 GERMANY W	154	91	154	91	
67 ITALY	26758	14890	98667	53425	
73 NETHRLNDS			335	321	
78 PORTUGAL	483	342	190552	110104	
82 SPAIN	12564	7672	76233	43136	
355 ISRAEL			48407	20321	
519 INDIA			7000	3326	
752 BRAZIL			91426	47612	
758 COLOMBIA			4984	1960	
990 U STATES	24971	25122	749393	611555	
	86663	61065	1482724	1069843	
COTTON YARNS SINGLES 21 TO 39	LB				3006
1 U KINGDOM	26713	25947	392718	391881	
54 FRANCE	5519	2994	167451	91590	
67 ITALY	4914	2357	62800	32254	
78 PORTUGAL	30028	18728	198196	122716	
82 SPAIN			14355	8183	
86 SWITZRLND			949	1913	
355 ISRAEL			86456	42410	
752 BRAZIL	12470	7682	63140	37423	
990 U STATES	57948	62778	672435	624975	
	137592	120486	1658500	1353346	
COT YARNS SINGLES 40 AND FINER	LB				3007
1 U KINGDOM	54140	58930	701079	855126	
54 FRANCE	4991	4464	41575	36256	
67 ITALY			8773	12507	
78 PORTUGAL	9970	7484	43248	32462	
82 SPAIN			1203	975	
86 SWITZRLND	1042	1686	6148	10942	
355 ISRAEL			10071	5872	
752 BRAZIL			6035	4840	
990 U STATES	54400	75541	487791	650953	
	124543	148105	1305923	1609933	
COTTON YARNS PLIED	LB				3008
1 U KINGDOM	84158	120727	1040181	1540383	
43 AUSTRIA			439	793	
44 BELG LUX			2387	3176	
54 FRANCE	80	226	75549	55998	
67 ITALY			10200	16266	
78 PORTUGAL	4949	4712	5944	5115	
82 SPAIN	8401	6521	102316	69527	
86 SWITZRLND			1788	2807	
288 YUGO SLAV	19842	29152	19842	29152	
355 ISRAEL			1246	585	
385 UAR EGYPT			1000	1245	
519 INDIA			5000	2559	
752 BRAZIL			25181	17355	
990 U STATES	186354	247917	1854238	2420661	
	303784	409255	3145311	4165622	
COTTON THREAD	LB				3009
1 U KINGDOM	690	1460	5703	12712	
43 AUSTRIA			539	968	
67 ITALY	4868	6552	11129	17055	
73 NETHRLNDS			1529	2937	
82 SPAIN			4594	2919	

IMPORTS BY COMMODITIES AND COUNTRIES

Commodity and Country	DECEMBER 1961		JANUARY TO DECEMBER 1961		Class Number
	Quantity	Value (\$)	Quantity	Value (\$)	
86 SWITZRLND			1205	1904	
246 CZECHO S	1179	1404	29241	32411	
288 YUGO SLAV			82555	102452	
519 INDIA			638	1084	
559 JAPAN			840	1267	
990 U STATES	28640	61854	576027	1075097	
CROCHET KNITTING COTTON N O P	35377	71270	714000	1250806	
LB					3014
1 U KINGDOM	1206	4285	25442	74695	
54 FRANCE	7012	8521	22024	71864	
73 NETHRLMDS			1449	1501	
82 SPAIN			1600	813	
86 SWITZRLND			861	1446	
874 MEXICO			615	1160	
990 U STATES	5566	10127	155223	225914	
CORDS AND TWINE COTTON N O P	13784	22933	207214	377393	
LB					3015
1 U KINGDOM	13312	6369	150910	77219	
990 U STATES	22039	23435	307715	290509	
COT YARNS NOP INCL TINSEL THRO	35351	29804	458625	367728	
LB					3016
1 U KINGDOM			27056	15382	
78 PORTUGAL			920	362	
990 U STATES	42848	25024	552111	304873	
COLOURED COT FAB NOP OVER 80 C	42848	25024	580087	320617	
LB					3026
1 U KINGDOM	28618	66756	427595	1040198	
43 AUSTRIA	1718	5284	39399	102703	
44 BELG LUX	27132	25403	307493	324319	
49 DENMARK	31	123	2549	6975	
53 FINLAND			255	598	
54 FRANCE	16993	31482	128693	254474	
55 GERMANY W	63281	111093	1277213	2109799	
67 ITALY	6082	14029	58572	148843	
73 NETHRLMDS	80729	139513	1401024	2095753	
78 PORTUGAL	11360	15400	247098	321785	
82 SPAIN	24635	26300	181306	177546	
85 SWEDEN	1493	3235	7930	16598	
86 SWITZRLND	2990	14701	45455	196801	
246 CZECHO S	24433	22385	379596	360613	
277 POLAND	53	62	24818	32183	
287 U S S R			2063	3858	
355 ISRAEL	145	138	4257	11663	
385 UAR EGYPT			253	470	
516 HONG KONG	27566	32500	164586	169829	
519 INDIA	9794	10039	155155	153973	
559 JAPAN	120459	165725	1892773	2619066	
578 TAIWAN			6800	5527	
867 HAITI			52	116	
874 MEXICO			10123	12834	
990 U STATES	2033298	3117469	22409679	32219651	
COLORED COT FAB NOP 50 TO 80 C	2480810	3801637	29174737	42386175	
LB					3027
1 U KINGDOM			8071	5582	
44 BELG LUX			42312	32627	
49 DENMARK			414	252	
54 FRANCE	1105	630	12158	8159	
55 GERMANY W			12364	8915	
67 ITALY			5479	4234	
73 NETHRLMDS	218	111	737	445	
78 PORTUGAL	3388	2587	7342	5679	
82 SPAIN	2786	1965	89467	63719	
246 CZECHO S	4115	2921	223640	151319	
277 POLAND	22380	12704	87271	53047	
516 HONG KONG	6562	4914	48897	32118	
519 INDIA	177017	103770	1755371	1031443	
527 PAKISTAN			976	746	
559 JAPAN			118553	84706	
578 TAIWAN			4119	2954	
990 U STATES	57452	41117	894922	633611	
COLORED COT FAB NOP UNDER 50 C	275023	170719	3312093	2119556	
LB					3028
1 U KINGDOM			2174	743	
54 FRANCE			660	288	
73 NETHRLMDS			4059	1847	
519 INDIA	11557	4357	506519	217858	
559 JAPAN			6584	2459	
990 U STATES	896	233	66193	22450	
COTTON DENIMS	12453	4590	586189	245645	
LB					3029
519 INDIA			3664	1912	
990 U STATES	132063	96997	1774737	1306030	
HANDKERCHIEF COTTON BLEACHED	132063	96997	1778401	1307942	
LB					3030
246 CZECHO S			861	2023	
990 U STATES			7915	11493	
COTTON FABRIC NOT BLEACHED NOP			8776	13516	
LB					3031
1 U KINGDOM	1950	3831	59833	63665	
43 AUSTRIA			411	273	
44 BELG LUX	3535	2872	45712	33113	
54 FRANCE	1960	2435	1960	2435	
55 GERMANY W	177	312	797	1092	
73 NETHRLMDS			4680	3683	
78 PORTUGAL	14482	6521	16460	7510	
82 SPAIN	11906	5718	184891	90907	

IMPORTS BY COMMODITIES AND COUNTRIES

Commodity and Country	DECEMBER 1961		JANUARY TO DECEMBER 1961		Class Number
	Quantity	Value (\$)	Quantity	Value (\$)	
246 CZECHO S	6259	5099	48885	38748	
277 POLANO	2963	1811	2963	1811	
287 U S S R			20621	10442	
385 UAR EGYPT			1590	1618	
516 HONG KONG			44300	22595	
519 INDIA	313852	142006	2699462	1242265	
527 PAKISTAN	47143	30693	165325	101061	
553 CHINA COM			85734	45244	
559 JAPAN	113630	72399	1519050	1118266	
578 TAIWAN			10368	4896	
990 U STATES	1831000	1426400	14295874	10297596	
	2348857	1700097	19208916	13087220	
CANTON FLANNELS NOT COLOURED	LB				3032
1 U KINGDOM	146	264	9024	17401	
43 AUSTRIA	1347	4520	19093	58546	
44 BELG LUX			1670	1577	
55 GERMANY W			4790	7694	
73 NETHRLNDS			28936	24130	
78 PORTUGAL			10288	9643	
82 SPAIN	19407	10431	335654	192962	
86 SWITZRLNO	1957	6139	9258	31257	
246 CZECHO S	13763	10911	181739	127592	
277 POLANO	45895	23841	329820	177834	
516 HONG KONG	1200	2047	8008	5966	
519 INDIA	75700	41867	625544	410255	
559 JAPAN	131562	133092	1310415	1386678	
758 COLOMBIA	3964	2613	8020	5269	
990 U STATES	31953	48719	531859	749945	
	326894	284444	3414118	3206749	
TOWELLING IN THE WEB	LB				3033
1 U KINGDOM			838	957	
246 CZECHO S			45044	32368	
516 HONG KONG			2299	1498	
519 INDIA	9917	6536	19911	12329	
990 U STATES	2777	2669	26895	27431	
	12694	9205	94987	74583	
VOILES SCRIMS NDT COLOURED	LB				3034
1 U KINGDOM	1260	1892	3962	10654	
43 AUSTRIA			3075	13032	
54 FRANCE			801	3459	
55 GERMANY W	809	1952	2242	4716	
67 ITALY	365	893	365	893	
73 NETHRLNDS			8459	7372	
78 PORTUGAL	395	323	5895	7573	
86 SWITZRLNO	2665	11127	19409	87681	
246 CZECHO S			3655	1974	
516 HONG KONG			3664	2574	
519 INDIA			40163	26483	
559 JAPAN	9304	11710	69291	80303	
990 U STATES	20588	22020	244393	308157	
	35386	49917	405374	554871	
COTTON FABRICS BLEACHED N O P	LB				3035
1 U KINGDOM	3394	4925	52983	93166	
43 AUSTRIA	285	845	9188	33734	
44 BELG LUX	101	173	2713	2365	
54 FRANCE			82	241	
55 GERMANY W	1953	3444	10051	16348	
73 NETHRLNDS	586	1377	28889	35773	
82 SPAIN			2073	2595	
86 SWITZRLNO	215	789	6081	21734	
246 CZECHO S			40380	28650	
277 POLANO	6894	4712	37378	27306	
516 HONG KONG	1782	525	12342	7689	
519 INDIA	8714	4512	48505	28040	
559 JAPAN	1943	3934	14037	19302	
990 U STATES	17579	24944	295175	353788	
	43446	50180	559877	670731	
COTTON CHEESE CLOTH AND GAUZE	LB				3036
1 U KINGDOM	488	1316	15257	17043	
519 INDIA			1682	2192	
990 U STATES	243111	196245	3054078	2732530	
	243599	197561	3071017	2751765	
POPLIN BLEACHED NDT COLOURED	LB				3037
1 U KINGDOM			4867	9884	
43 AUSTRIA			32	78	
55 GERMANY W			880	1321	
73 NETHRLNDS			75	131	
86 SWITZRLNO			1709	6645	
277 POLANO			2491	2671	
559 JAPAN	14549	14921	297126	340535	
990 U STATES	1778	2139	165625	208438	
	16327	17060	472805	569703	
COTTON FABRICS COUNT 100	LB				3039
1 U KINGDOM	17504	65073	327321	1156375	
73 NETHRLNDS			1474	2501	
990 U STATES	406	654	5893	9675	
	17910	65727	334688	1168551	
COTTON FABRIC FOR TYPE RIBBON	LB				3041
1 U KINGDOM	11853	46879	125757	488958	
43 AUSTRIA	2032	7291	3337	13430	
67 ITALY			1694	5583	
73 NETHRLNDS	761	2168	17568	48765	
86 SWITZRLNO			382	1951	
990 U STATES	50	627	4148	34800	
	14696	56965	152886	593487	

IMPORTS BY COMMODITIES AND COUNTRIES

Commodity and Country	DECEMBER 1961		JANUARY TO DECEMBER 1961		Class Number
	Quantity	Value (\$)	Quantity	Value (\$)	
COTTON FABRICS WITH CUT PILE	LB				3043
1 U KINGDOM	2011	3035	135892	133369	
44 BELG LUX			1409	3349	
54 FRANCE	3749	3790	23415	25170	
55 GERMANY W	8700	17254	214602	429108	
67 ITALY			20819	41275	
73 NETHRLNDS	5336	10253	159042	230844	
82 SPAIN	216	172	47132	37878	
246 CZECHO S			171301	138798	
277 POLAND	7145	4342	37952	23592	
355 ISRAEL			571	695	
559 JAPAN	126580	114098	2202361	2390151	
824 JAMAICA			3992	4623	
990 U STATES	63795	81971	1552191	1936137	
	217532	234915	4570679	5394989	
COTTON FABRIC KNITTED	LB				3045
1 U KINGDOM	4639	3922	131327	138524	
44 BELG LUX	9712	16420	12437	22250	
54 FRANCE			90	364	
67 ITALY			142	477	
73 NETHRLNDS			131	221	
86 SWITZRLND			602	1814	
516 HONG KONG			800	494	
990 U STATES	106850	189405	832398	1393439	
	121201	209747	977927	1557583	
COTTON GABARDINES	LB				3047
1 U KINGDOM	963	3905	11706	46652	
990 U STATES	5190	7432	27971	37225	
	6153	11337	39677	83877	
COTTON FABRICS FOR BOOK COVERS	LB				3050
1 U KINGDOM	1996	2344	35521	35839	
990 U STATES	7917	10062	62143	72884	
	9913	12406	97664	108723	
LACE NOT COLOURED FOR CLOTHING	LB				3051**
1 U KINGDOM			2499	6463	
43 AUSTRIA			66945	305671	
54 FRANCE			4162	27162	
55 GERMANY W			764	3602	
67 ITALY			7	182	
73 NETHRLNDS			295	844	
86 SWITZRLND			19396	96420	
246 CZECHO S			438	981	
559 JAPAN			3864	5572	
990 U STATES			14377	87901	
			112747	534798	
LACE COLOURED FOR CLOTHING	LB				3052**
1 U KINGDOM			693	2860	
43 AUSTRIA			6577	33859	
54 FRANCE			1166	7029	
55 GERMANY W			122	185	
86 SWITZRLND			2455	20535	
559 JAPAN			21525	34442	
990 U STATES			11689	54284	
			44227	153194	
EMBROIDERIES COTTON N O P	LB				3053
1 U KINGDOM			2663	6113	
43 AUSTRIA	7799	30924	54174	239750	
44 BELG LUX	112	624	126	967	
54 FRANCE			749	6796	
55 GERMANY W			789	2911	
67 ITALY			25	373	
73 NETHRLNDS			1021	4383	
86 SWITZRLND	2096	12446	19300	128570	
287 U S S R			168	360	
516 HONG KONG			190	1346	
553 CHINA COM			1022	2032	
990 U STATES	482	1784	9219	25121	
	10489	45778	89446	418722	
LACE BOBBINET NETS COTTON N O P	LB				3054
1 U KINGDOM	489	1494	17026	38058	
43 AUSTRIA	78	310	2085	12691	
54 FRANCE	50	283	3360	19240	
55 GERMANY W	249	833	2404	7768	
73 NETHRLNDS	135	384	153	454	
86 SWITZRLND			2131	14501	
246 CZECHO S			335	1825	
516 HONG KONG			736	4133	
519 INDIA	121	763	614	3324	
553 CHINA COM			999	3789	
559 JAPAN			493	633	
990 U STATES	5338	14881	29192	93642	
	6460	18948	59528	200058	
WHITE COTTON BOBBINET PLAIN	YD				3055
1 U KINGDOM			9125	4675	
			9125	4675	
BAGS COTTON	LB				3082
55 GERMANY W			1313	2664	
277 POLAND	1219	798	8024	4635	
559 JAPAN	1092	1875	6481	7357	
990 U STATES	12643	11556	100006	109681	
	14954	14229	115824	124337	
BELTING OF COTTON	LB				3083
1 U KINGDOM	366	480	74355	75609	
86 SWITZRLND			80	242	

**Discontinued after June 30, 1961

IMPORTS BY COMMODITIES AND COUNTRIES

Commodity and Country	DECEMBER 1961		JANUARY TO DECEMBER 1961		Class Number
	Quantity	Value (\$)	Quantity	Value (\$)	
990 U STATES	9 454	2 1753	1 141 96	280 195	
BLANKETS OF COTTON	9 820	2 2233	1 886 31	356 046	3084
1 U KINGDOM	3 904	4 639	8 9017	10 1505	
44 BELG LUX	12 1279	11 4127	102 4569	92 9658	
55 GERMANY W			7 4456	30 901	
73 NETHRLNOS			16 400	95 12	
78 PORTUGAL	1 4948	88 77	11 2683	62 038	
82 SPAIN	3 839	1 374	10 538	35 34	
246 CZECHO S	1 653	936	4 2135	25 449	
277 POLAND	8 393	26 58	22 246	90 94	
519 INOJA			12 443	69 60	
559 JAPAN			12 879	88 99	
990 U STATES	6 429	92 74	10 4510	119 728	
BRAIDED WICK FOR CANDLES	16 0445	14 1885	152 1876	130 7278	3086
1 U KINGDOM				4 357	
55 GERMANY W				2 366	
990 U STATES		1 025		29 820	
CURTAINS COTTON N O P		1 025		365 43	3087
1 U KINGDOM	196	569	3 035	65 73	
55 GERMANY W			347	927	
85 SWEODN			451	10 86	
86 SWITZRLND			767	43 12	
355 ISRAEL			125	316	
559 JAPAN			225	489	
990 U STATES	3 712	7 207	7 8869	139 063	
TABLE AND TRAY CLOTHS COTTON	3 908	7 776	8 3819	152 766	3088
1 U KINGDOM	14 167	27 016	165 303	338 196	
43 AUSTRIA			327	2 383	
44 BELG LUX	707	1 224	6 881	90 72	
49 OENMARK			292	8 72	
54 FRANCE	91	152	1 732	59 27	
55 GERMANY W	980	13 79	5 631	89 56	
67 ITALY			857	10 37	
73 NETHRLNDS	1 959	25 29	33 227	55 808	
78 PORTUGAL	40	86	643	25 67	
82 SPAIN			13 046	21 529	
86 SWITZRLND	13	298	1 319	12 110	
246 CZECHO S			270	191	
288 YUGO SLAV	246	663	246	663	
516 HONG KONG	1 411	4 924	4 6027	105 996	
519 INOJA	45	227	862	18 91	
527 PAKISTAN	172	4 35	527	12 747	
553 CHINA COM	1 351	7 33	17 0020	168 097	
559 JAPAN	1 981	27 40	29 560	21 715	
990 U STATES	7 803	14 307	12 4440	219 398	
LADDER TAPES FOR BLINOS	3 0966	60 713	60 1210	989 155	3092**
1 U KINGDOM			706	13 72	
990 U STATES			2 176	35 51	
QUILTS COTTON			2 882	49 23	3094
1 U KINGDOM	188	227	5 158	59 94	
44 BELG LUX			280	201	
990 U STATES	623	977	18 684	23 882	
SHEETS COTTON	811	1 204	24 122	300 77	3095
1 U KINGDOM	478	10 68	7 978	11 001	
44 BELG LUX			7 294	72 53	
55 GERMANY W			40	84	
73 NETHRLNDS	2 486	16 49	22 637	18 051	
78 PORTUGAL			2 115	70 40	
82 SPAIN			13 513	87 56	
277 POLAND	17 849	12 028	165 905	121 570	
516 HONG KONG	310	1015	4 133	81 34	
553 CHINA COM			10 465	12 589	
559 JAPAN	24 587	21 373	28 6197	247 686	
990 U STATES	12 5749	19 2037	79 6354	114 3112	
TOWELS COTTON	17 1459	22 9170	131 6631	158 5276	3096
1 U KINGDOM	244	286	6 592	84 71	
44 BELG LUX	224	399	8 554	10 687	
54 FRANCE			169	233	
55 GERMANY W	2075	1804	2 291	22 13	
67 ITALY			1 193	10 38	
73 NETHRLNDS	1 792	35 34	28 883	37 859	
78 PORTUGAL			569	15 87	
B2 SPAIN			2017	23 26	
246 CZECHO S	7 689	57 35	9 6658	63 812	
277 POLAND			12 295	69 06	
516 HONG KONG	3 549	26 16	10 7923	75 526	
519 INOJA	2 053	13 76	14 3346	94 135	
553 CHINA COM	1 393	5 48	21 779	13 647	
559 JAPAN	7 300	5 611	97 476	731 46	
990 U STATES	77 716	10 5452	136 7525	165 4792	
COTTON MANUFACTURES N O P	104 035	127 361	189 7270	204 6378	3097
1 U KINGDOM	6 537	11 273	8 4250	160 151	
43 AUSTRIA			215	903	
44 BELG LUX	797	904	25 363	29 168	

**Discontinued after June 30, 1961

IMPORTS BY COMMODITIES AND COUNTRIES

Commodity and Country	DECEMBER 1961		JANUARY TO DECEMBER 1961		Class Number
	Quantity	Value (\$)	Quantity	Value (\$)	
49 DENMARK	534	494	3153	5524	
54 FRANCE	403	598	6905	19252	
55 GERMANY W	1269	1379	56386	51685	
67 ITALY	7874	2586	48827	20459	
73 NETHRLNDS	867	1911	13108	17311	
76 NORWAY			1598	721	
78 PORTUGAL			200	555	
82 SPAIN			522	822	
86 SWITZRLMD	28	370	1325	6731	
246 CZECHO S	92	86	5289	5093	
516 HONG KONG			33720	20038	
519 INDIA	260	202	2087	3356	
527 PAKISTAN			1653	1371	
553 CHINA COM			895	1585	
559 JAPAN	31876	37752	336567	349208	
990 U STATES	110705	171113	1507504	2041261	
	161242	228668	2129567	2735194	
WASH CLOTHS BATH MATS COTTON	LB				3098
1 U KINGDOM			558	995	
44 BELG LUX	2131	1660	13346	8664	
55 GERMANY W			188	333	
73 NETHRLNDS			106	157	
82 SPAIN			4997	2765	
246 CZECHO S			1839	1328	
516 HONG KONG			51232	33395	
519 INDIA			315	282	
553 CHINA COM			27323	17065	
559 JAPAN	1987	2829	57050	44253	
990 U STATES	24769	24904	347399	406658	
	28887	29393	504353	515895	
PILLOW CASES COTTON	LB				3100
1 U KINGDOM	1129	1990	16140	28689	
44 BELG LUX			148	194	
55 GERMANY W	50	51	506	713	
73 NETHRLNDS			191	314	
78 PORTUGAL			833	3992	
86 SWITZRLND			98	493	
277 POLAND	11990	9583	68102	48853	
516 HONG KONG	11493	15441	107767	132770	
519 INDIA			7100	3736	
553 CHINA COM	18116	15773	342514	340116	
559 JAPAN	26938	23187	410081	373584	
578 TAIWAN			5012	3727	
990 U STATES	12430	17454	96807	142302	
	82146	83479	1055299	1079483	
FLAX FIBRE AND TOW	CWT				3111
44 BELG LUX	2489	15881	9437	61413	
73 NETHRLNDS	336	9216	1008	27737	
990 U STATES			69	3421	
	2825	25097	10514	92571	
HEMP DRESSED OR UNDRESSED	CWT				3112
44 BELG LUX			869	9711	
288 YUGO SLAV	360	10356	691	18172	
	360	10356	1560	27683	
JUTE AND JUTE BUTTS	CWT				3113
527 PAKISTAN	5508	91172	16732	289910	
583 THAILAND			558	8621	
990 U STATES	3143	54815	12728	176789	
	8651	145987	30018	475320	
OAKUM OF FLAX HEMP OR JUTE	CWT				3114
1 U KINGDOM			90	1589	
67 ITALY			25	184	
73 NETHRLNDS	400	3855	4524	42812	
76 NORWAY	250	1597	970	7441	
85 SWEDEN	22	477	133	2789	
990 U STATES	652	13322	10053	188655	
	1324	19251	15795	243470	
BATTS WADDING VEGETABLE FIBRES	LB				3115
874 MEXICO	37183	3464	99533	9285	
990 U STATES			18973	10746	
	37183	3464	118506	20031	
YARNS JUTE SINGLES N O P	LB				3121
1 U KINGDOM			174272	40802	
519 INDIA	19878	4646	668454	133747	
990 U STATES			830	195	
	19878	4646	843556	174744	
YARNS VEGETABLE FIBRE SINGLES	LB				3122
1 U KINGDOM	471	487	68701	20312	
64 IRELAND			7860	1720	
67 ITALY	12969	4192	28542	9984	
990 U STATES	1161	1602	4241	4927	
	14601	6281	109344	36943	
YARNS CORDS TWINE OF JUTE N O P	LB				3123
1 U KINGDOM	7682	3182	60834	20096	
44 BELG LUX			4684	1477	
78 PORTUGAL			4903	1336	
990 U STATES	255	178	5537	3254	
	7937	3360	75958	26163	
YARNS CORDS TWINE VEG FIB N O P	LB				3124
1 U KINGDOM	10774	4835	264326	113222	
49 DENMARK			10970	4389	
54 FRANCE			243	149	
55 GERMANY W			1122	553	
64 IRELAND			3418	1265	
67 ITALY	611	439	24161	10744	
73 NETHRLNDS			40695	7889	

IMPORTS BY COMMODITIES AND COUNTRIES

Commodity and Country	DECEMBER 1961		JANUARY TO DECEMBER 1961		Class Number
	Quantity	Value (\$)	Quantity	Value (\$)	
78 PORTUGAL	7 150	1 173	1 254 89	2 14 48	
355 ISRAEL			1 37 892	2 26 81	
516 HONG KONG	100	62	960	687	
874 MEXICO	35 181	4 800	84 394 0	10 28 45	
990 U STATES	4 099	4 566	3 760 5	3 69 97	
	57 915	1 58 75	149 082 1	3 22 86 9	
LINEN THREAD FOR SEWING	LB				3 1 25
1 U KINGDOM	25 196	5 00 95	2 37 26 6	4 84 10 8	
43 AUSTRIA			1 44 3	1 97 5	
54 FRANCE	2 280	3 08 6	1 20 2 3	1 51 1 2	
55 GERMANY W	92	79	3 31	5 76	
85 SWEDEN			2 32	5 48	
86 SWITZRLND			6 80	8 16	
990 U STATES	70	1 70	1 20 0	3 14 2	
	27 638	5 34 30	25 31 75	50 62 77	
YARNS VEG FIBRE FOR WEAVING	LB				3 1 26
1 U KINGDOM	64 644	40 364	1 359 042	6 074 32	
44 BELG LUX			9 47 3	4 70 3	
49 DENMARK			1 744 1	1 41 66	
64 IRELAND	6 007 4	1 53 37	1 302 775	3 421 16	
519 INDIA	4 994 8	1 24 32	2 152 31	6 110 9	
990 U STATES	1 475	1 727	1 588 53	6 728 4	
	17 614 1	6 98 60	30 628 15	10 968 10	
FABRICS CHIEFLY FLAX OR HEMP	LB				3 1 32
1 U KINGDOM	64 942	8 51 98	54 934 2	7 519 36	
44 BELG LUX	1 69	203	6 24 9	8 730	
49 DENMARK	2 68	4 27	2 93 7	4 65 2	
54 FRANCE	58	1 46	1 88	7 42	
55 GERMANY W	1 034	8 58	5 630	6 536	
67 ITALY			5 25	20 44	
85 SWEDEN	1 97	4 84	3 59 3	7 77 1	
86 SWITZRLND	545	1 240	3 650	9 504	
246 CZECHO S			2 6330	1 96 13	
287 U S S R			2 609	2 06 3	
559 JAPAN			1 019	1 88 5	
990 U STATES	4 806	1 18 50	8 096 1	1 760 65	
	7 201 9	10 040 6	68 303 3	9 915 41	
FABRICS JUTE UNBLEACHED N O P	YD				3 1 34
1 U KINGDOM	14 225	7 423	1 097 693	5 229 02	
44 BELG LUX	108 968	1 15 42	20 181 73	4 411 86	
54 FRANCE	47 659	10 235	2 201 73	4 18 14	
55 GERMANY W			30 574	2 86 36	
73 NETHRLNOS	1 524 24	3 17 22	5 564 50	6 261 11	
262 HUNGARY			5 936 83	7 477 4	
277 POLAND			2 000	4 32	
519 INDIA	64 094 59	7 243 98	10 384 180 7	1 190 61 57	
527 PAKISTAN	1 210 000	1 215 75	1 359 060 0	1 542 90 2	
990 U STATES	1 316 01	2 92 48	1 051 72 4	3 534 06	
	80 743 36	9 361 43	1 230 028 7	1 497 482 0	
FABRICS OF JUTE N O P	YD				3 1 35
1 U KINGDOM	3 110	9 60	34 025	1 15 68	
43 AUSTRIA			1 225	8 76	
67 ITALY			1 52	20 6	
990 U STATES	9 672	3 21 1	8 616 8	3 381 3	
	12 782	4 17 1	1 215 70	4 646 3	
FABRIC JUTE 12INS WIDE OR LESS	LB				3 1 36**
44 BELG LUX			400	1 61	
519 INDIA			2 690 1	6 06 5	
			2 730 1	6 22 6	
FAB VEG FIB 12INS WIDE OR LESS	LB				3 1 37**
1 U KINGDOM			9 255 9	1 35 28 2	
43 AUSTRIA			1 10	2 34	
54 FRANCE			6 70	2 51 5	
55 GERMANY W			1 320	5 09 4	
64 IRELAND			1 217	5 07	
73 NETHRLNDS			3 559	3 53 4	
246 CZECHO S			1 499	1 91 3	
559 JAPAN			5 102 1	4 580 5	
990 U STATES			1 798 56	2 493 68	
			3 318 11	4 442 52	
FABRICS VEGETABLE FIBRE N O P	YD				3 1 38
1 U KINGDOM	24 971	10 25 8	1 749 79	7 499 4	
44 BELG LUX			2 937 2	1 17 31	
54 FRANCE	4 654	1 65 9	4 829	1 83 9	
67 ITALY			3 49	1 32 7	
86 SWITZRLND			5 7	5 4	
874 MEXICO			30 615	9 33 7	
990 U STATES	2 589	4 22 1	2 328 0	3 40 64	
	3 221 4	1 61 38	2 634 01	1 333 46	
TOWELLING TABLE CLOTHS IN WEB	LB				3 1 39
1 U KINGDOM	3 413	5 45 9	5 228 0	7 24 70	
44 BELG LUX	18	2 23	1 8	2 23	
54 FRANCE			20 5	7 01	
55 GERMANY W			1 33 2	1 17 0	
64 IRELAND			1 33 6	2 15 1	
67 ITALY			4 88	2 16 5	
86 SWITZRLND			1 32	3 45	
246 CZECHO S	1 258 7	8 27 5	1 26 65 5	8 660 7	
262 HUNGARY			6 66	5 03	
277 POLAND	7 234	4 72 2	10 077 0	6 060 8	
287 U S S R	1 224 9	4 80 3	3 338 7	1 396 1	
990 U STATES	3 28	3 90	8 220	1 45 1 2	
	3 582 9	2 38 72	3 254 89	2 554 16	

**Discontinued after June 30, 1961

IMPORTS BY COMMODITIES AND COUNTRIES

Commodity and Country	DECEMBER 1961		JANUARY TO DECEMBER 1961		Class Number
	Quantity	Value (\$)	Quantity	Value (\$)	
FABRIC JUTE 12 IN WIDE OR LESS	LB				3140*
1 U KINGDOM			3000	1003	
519 INDIA	14593	3195	103955	29795	
990 U STATES			561	500	
	14593	3195	107516	31298	
FAB VEG FIB 12 IN WIDE OR LESS	LB				3141*
1 U KINGDOM	7120	11846	65161	103294	
44 BELG LUX			308	450	
54 FRANCE	3430	3722	5867	16253	
55 GERMANY W	130	376	1202	3731	
67 ITALY			367	807	
73 NETHRLNDS	49	57	1760	2113	
246 CZECHO S			3535	4120	
516 HONG KONG			6320	4826	
559 JAPAN	18061	15581	68113	61193	
990 U STATES	42903	51254	197020	292718	
	71693	82836	349653	489505	
BAGS OF HEMP LINEN JUTE SISAL	LB				3171
1 U KINGDOM			18387	3919	
44 BELG LUX			50	198	
86 SWITZRLND			165	977	
519 INDIA			156255	32276	
559 JAPAN			768	847	
990 U STATES	8504	2475	57385	17515	
	8504	2475	233010	55732	
CARPETING RUGS HEMP JUTE SISAL					3172
1 U KINGDOM		13020		85953	
44 BELG LUX		36127		259062	
54 FRANCE				155	
55 GERMANY W				7453	
64 IRELAND				61871	
67 ITALY				3460	
73 NETHRLNDS		2377		117832	
246 CZECHO S		6592		57388	
415 KENYA				6604	
516 HONG KONG				915	
519 INDIA		84		4106	
559 JAPAN				7803	
867 HAITI		782		2015	
990 U STATES		6886		53097	
		65868		667714	
QUILTS BATH MATS VEG FIBRE NOP	LB				3173
559 JAPAN			1961	1320	
990 U STATES	2238	2146	16294	19121	
	2238	2146	18255	20441	
FIRE HDSE LINEN					3174
1 U KINGDOM		1371		127062	
43 AUSTRIA				4787	
990 U STATES				9681	
		1371		141530	
SAILS FOR BOATS AND SHIPS					3176
1 U KINGDOM		3410		56657	
49 DENMARK		52		5012	
55 GERMANY W				1446	
64 IRELAND				1604	
73 NETHRLNDS				4003	
76 NORWAY				837	
516 HONG KONG				1095	
559 JAPAN				236	
614 AUSTRALIA				277	
990 U STATES		50		31971	
		3512		103138	
TOWELS GLASS CLOTHS CRASH HUCK	LB				3177
1 U KINGDOM	2575	4592	91463	125882	
64 IRELAND			826	1156	
78 PORTUGAL			154	1679	
85 SWEDEN	323	1019	780	2634	
246 CZECHO S	35235	24228	375108	275680	
262 HUNGARY			10044	6838	
277 POLAND	16409	10824	114909	82518	
516 HONG KONG			829	5738	
990 U STATES	400	833	3782	6237	
	54942	41496	597895	508362	
SHEETS TABLECLOTHS TOWELS FLAX	LB				3178
1 U KINGDOM	32310	79501	356543	834515	
44 BELG LUX	102	965	4313	15696	
49 DENMARK			376	1818	
54 FRANCE			179	2878	
55 GERMANY W	276	542	685	1668	
64 IRELAND			479	883	
67 ITALY			8208	15014	
73 NETHRLNDS			3244	4102	
78 PORTUGAL	165	1504	7905	47495	
82 SPAIN			876	1729	
85 SWEDEN	190	321	1511	2298	
86 SWITZRLND			678	2309	
246 CZECHO S	523	687	44660	39648	
277 POLAND	4650	2469	21921	14379	
287 U S S R			1132	1142	
516 HONG KONG	3975	15979	21919	111540	
553 CHINA COM	206	1024	21994	50426	
559 JAPAN	4175	8059	101578	78247	
578 TAIWAN			25	73	
990 U STATES	2427	4477	65114	104623	
	48999	115528	663340	1330483	

*From July 1, 1961

IMPORTS BY COMMODITIES AND COUNTRIES

Commodity and Country	DECEMBER 1961		JANUARY TO DECEMBER 1961		Class Number
	Quantity	Value (\$)	Quantity	Value (\$)	
JUTE MANUFACTURES N O P 1 U KINGDOM 73 NETHRLNDS 990 U STATES	LB 1571 6515 8086	1640 2827 4467	20733 672 52986 74391	19919 517 24055 44491	3179
VEGETABLE FIBRE MFRS N O P 1 U KINGDOM 43 AUSTRIA 44 BELG LUX 49 DENMARK 53 FINLAND 54 FRANCE 55 GERMANY W 67 ITALY 73 NETHRLNDS 76 NORWAY 78 PORTUGAL 82 SPAIN 85 SWEDEN 86 SWITZRLND 246 CZECHO S 258 GERMANY E 427 UN SO AFR 516 HONG KONG 519 INOIA 527 PAKISTAN 553 CHINA COM 559 JAPAN 874 MEXICO 990 U STATES	LB 10103 3182 3567 219 9362 4357 90 120 120 547 141 141 643 56087 35136 186759 310313	15325 1536 4526 554 10096 4275 132 228 575 686 640 789 47895 3382 197963 288027	274904 179 19440 2069 220 99371 20826 97217 17438 9903 635 575 1728 1325 2085 365 20 6037 304 340 476 741229 35507 233036 3665229	239509 817 26472 2688 196 110419 34314 89872 15599 17256 4233 743 3090 4808 2104 765 68 13377 486 410 1676 634014 3436 2553460 3759812	3180
RAW SILK AND COCOONS 990 U STATES	LB 4729 4729	26449 26449	38564 38564	197352 197352	3201
GARNETTED SILK WASTES 990 U STATES	LB		3151 3151	2705 2705	3202
THREADS COROS OR TWIST SILK 1 U KINGDOM 55 GERMANY W 990 U STATES	LB 35 158 193	399 1746 2145	247 35 3270 3552	3202 341 27713 31256	3213
YARNS SILK 1 U KINGDOM 990 U STATES	LB 29 1960 1989	444 11057 11501	29 7777 7806	444 43005 43449	3216
FABRICS SILK N O P 1 U KINGDOM 44 BELG LUX 54 FRANCE 55 GERMANY W 67 ITALY 73 NETHRLNDS 86 SWITZRLNO 287 U S S R 516 HONG KONG 519 INDIA 553 CHINA COM 559 JAPAN 583 THAILAND 990 U STATES	YD 2138 4239 1343 12554 266 10723 2466 158 2466 158 72781 264205	6504 6843 1512 31836 800 17308 4062 377 4062 377 219 136965 317440	45257 748 62780 10873 97923 266 92878 832 31870 11231 195 2197861 728 819558 3373000	107745 1106 131188 23440 234234 800 208074 737 29719 28872 233 1312457 2505 1343373 3424483	3224
RIBBONS SILK UNDER 12 INCHES 1 U KINGDOM 43 AUSTRIA 54 FRANCE 67 ITALY 86 SWITZRLND 559 JAPAN 990 U STATES	LB 36 222 258	524 4418 4942	33 31 59 36 431 1245 894 2729	483 427 1071 524 1778 11683 15825 31791	3228
FABRICS SILK FOR NECKWEAR 1 U KINGDOM 43 AUSTRIA 44 BELG LUX 54 FRANCE 55 GERMANY W 67 ITALY 86 SWITZRLND 559 JAPAN 828 TRINIDAD 990 U STATES	YD 2799 5996 1730 5324 33865 6283 7196 21497 118940 203630	6042 7188 1707 4771 38974 9786 15371 14365 171107 269311	24399 24305 2732 57008 417816 70193 111820 232971 3644 1074871 2019759	40720 28648 2347 59834 415908 108321 203476 161317 1583 1337475 2359629	3229
UMBRELLA COVERING FABRICS 43 AUSTRIA 54 FRANCE 55 GERMANY W 67 ITALY 990 U STATES	YD 2981 23008 25989	975 10150 11125	397 25911 67169 5772 365871 465120	165 8673 23218 3819 153269 189144	3230
FABRICS PILE SILK OR SYNTHETIC 1 U KINGDOM 44 BELG LUX 54 FRANCE 55 GERMANY W 67 ITALY	YO 20 139 5003 4550 98	105 927 4332 8336 315	600 707 72835 88033 1319	1387 2563 74918 145819 4282	3232

IMPORTS BY COMMODITIES AND COUNTRIES

Commodity and Country	DECEMBER 1961		JANUARY TO DECEMBER 1961		Class Number
	Quantity	Value (\$)	Quantity	Value (\$)	
73 NETHRLMDS			95	661	
86 SWITZRLND	75	89	7850	9785	
559 JAPAN			3693	3434	
990 U STATES	9616	20705	310120	764222	
SILK MANUFACTURES N O P	19501	34809	485252	1007071	
02					3252
1 U KINGDOM	67	1451	4047	15823	
54 FRANCE	50	142	3563	4652	
55 GERMANY W			3761	2499	
67 ITALY	64	145	1700	1222	
86 SWITZRLND	992	431	1609	1252	
516 HONG KONG	318	198	1006	303	
559 JAPAN	1087	331	28286	4948	
990 U STATES	18294	6210	112649	43237	
	20872	8908	156621	73936	
WOOL IN THE GREASE	LB				3261
1 U KINGDOM	101202	79565	1005398	704011	
64 IRELAND	38639	24760	497756	308638	
352 IRAQ			36558	25353	
427 UN SO AFR			67981	44719	
519 INDIA			170989	118387	
527 PAKISTAN	27647	22816	61995	44582	
614 AUSTRALIA	65717	34313	986472	425479	
622 NEW ZEAL	45131	29965	2864411	1615618	
744 ARGENTINA			90941	52203	
990 U STATES	107669	69217	1399127	928543	
	386005	260636	7181828	4337533	
WOOL WASHED OR SCORED	LB				3262
1 U KINGDOM	155088	130464	1589813	1269549	
44 BELG LUX			11810	10262	
54 FRANCE	796	661	5392	4040	
55 GERMANY W			14605	7665	
64 IRELAND	9495	6215	138929	100660	
73 NETHRLMDS			202	220	
352 IRAQ			37016	26704	
427 UN SO AFR	70416	45455	533070	314184	
614 AUSTRALIA	295548	168569	5712689	3367368	
622 NEW ZEAL	128222	91361	1611577	1070804	
744 ARGENTINA	17183	13196	537427	404635	
755 CHILE			7054	5549	
774 PERU			500	495	
782 URUGUAY			428944	279847	
990 U STATES	80351	79493	755866	758954	
	757099	535414	11384824	7620936	
WOOL PULLED OR SLIPED	LB				3263
1 U KINGDOM	31659	26496	224057	173721	
622 NEW ZEAL	3574	2548	162658	95917	
990 U STATES	21059	16699	165960	127113	
	56292	45743	552675	396751	
HAIR OF CAMEL ALPACA GOAT N O P	LB				3264
1 U KINGDOM			26194	96238	
44 BELG LUX			25956	33656	
54 FRANCE			3425	14548	
55 GERMANY W			377	234	
67 ITALY			200	960	
427 UN SO AFR			3262	5676	
527 PAKISTAN			10000	1970	
553 CHINA COM			13200	50177	
744 ARGENTINA			1103	7000	
774 PERU	5457	7890	11785	16931	
990 U STATES	54289	68429	652375	702774	
	59746	76319	747877	930164	
NOILS WOOL	LB				3265
1 U KINGDOM	43502	33287	390181	285044	
44 BELG LUX	8367	3743	232949	109223	
54 FRANCE			150	236	
55 GERMANY W			179432	80388	
67 ITALY	82997	35410	370036	166634	
559 JAPAN			15000	5732	
614 AUSTRALIA	2918	1493	49424	31267	
744 ARGENTINA	10117	4926	90770	46310	
752 BRAZIL			13656	7328	
782 URUGUAY			218554	85182	
990 U STATES	10505	11380	168804	146421	
	158406	90239	1728956	963765	
GARNETTED WOOL WASTE	LB				3267
1 U KINGDOM			10677	9305	
990 U STATES	3044	3166	17825	19231	
	3044	3166	28502	28536	
WOOL TOPS DRY COMBED	LB				3268
1 U KINGDOM	285386	370496	4396524	5432086	
427 UN SO AFR			15993	18721	
614 AUSTRALIA	30737	38783	123542	165063	
990 U STATES			1066	1611	
	316123	409279	4537125	5617481	
WOOL TOPS OIL COMBED	LB				3269
1 U KINGDOM	682551	842197	7751852	9098738	
427 UN SO AFR			16508	19266	
614 AUSTRALIA	10029	14053	62570	74907	
	692580	856250	7830930	9192911	
HAIR TOPS	LB				3270
1 U KINGDOM			96	255	
990 U STATES	4207	8249	91275	193670	
	4207	8249	91371	193925	
YARNS OR WARPS HAIR FOR MFRERS	LB				3273
1 U KINGDOM	38340	32992	221694	187329	
	38340	32992	221694	187329	

IMPORTS BY COMMODITIES AND COUNTRIES

Commodity and Country	DECEMBER 1961		JANUARY TO DECEMBER 1961		Class Number
	Quantity	Value (\$)	Quantity	Value (\$)	
YARN MOHAIR FOR PILE FABRICS	LB				3274
1 U KINGDOM	1235	3020	70920	155559	
54 FRANCE			120	434	
990 U STATES			151	227	
	1235	3020	71191	156220	
YARNS WOOL FOR 6 OZ FABRICS	LB				3275
1 U KINGDOM	41719	90630	808306	1569574	
54 FRANCE			1715	3495	
519 INDIA			1575	2647	
990 U STATES			4589	10470	
	41719	90630	816185	1586186	
WOOLLEN SPUN YARN	LB				3276
1 U KINGDOM	12792	20245	352053	661488	
44 BELG LUX	2690	8145	30053	97170	
53 FINLAND			236	570	
54 FRANCE	26607	55617	89444	196513	
55 GERMANY W	1111	3025	11875	27716	
67 ITALY	975	1569	44663	34956	
73 NETHRLNDS	433	846	1015	2135	
86 SWITZRLNO			882	1664	
614 AUSTRALIA			490	980	
990 U STATES	466	1278	18738	63566	
	45074	90725	549449	1086758	
WORSTED SPUN YARN	LB				3277
1 U KINGDOM	65747	131787	730201	1381386	
43 AUSTRIA			1109	1743	
44 BELG LUX	102	194	2155	6206	
53 FINLAND			168	359	
54 FRANCE	30789	66194	326214	668606	
55 GERMANY W	4031	9981	57204	132693	
64 IRELAND			849	1233	
67 ITALY	4437	7175	64217	111743	
73 NETHRLNDS	4698	7300	23309	44545	
86 SWITZRLND	258	811	4250	12451	
355 ISRAEL			7214	14701	
519 INDIA			1031	1924	
559 JAPAN			520	950	
782 URUGUAY			20690	26282	
990 U STATES	2469	9204	28269	93479	
	112531	232646	1267400	2498301	
WOOL FAB IN GRAY OVR 4 TO 6 OZ	LB				3281
1 U KINGDOM			8875	15169	
67 ITALY			3088	4657	
86 SWITZRLND			183	650	
990 U STATES			156	420	
			12302	20896	
WOOL FAB IN GRAY 4 OZ OR LESS	LB				3282
1 U KINGDOM	1795	4449	128052	377604	
54 FRANCE			43	249	
	1795	4449	128095	377853	
KNITTED FABRICS WOOL N O P	LB				3283
1 U KINGDOM	39600	124507	672772	2090050	
43 AUSTRIA			64	699	
44 BELG LUX	5574	14068	69873	194497	
54 FRANCE	6242	15107	39668	91654	
55 GERMANY W	453	1135	16057	36852	
64 IRELAND	8569	24896	108854	323585	
67 ITALY	115	196	3801	13901	
73 NETHRLNDS	1080	4011	141246	448318	
86 SWITZRLND			2781	7424	
614 AUSTRALIA			1654	5317	
990 U STATES	3875	10645	133381	438554	
	65508	194565	1190151	3650851	
FLANNELS	LB				3284
1 U KINGDOM	43497	127414	819581	2193438	
44 BELG LUX			829	3018	
54 FRANCE	259	1046	21789	97043	
55 GERMANY W			481	2264	
67 ITALY	7196	7452	285478	309366	
82 SPAIN	2189	1341	14105	8509	
86 SWITZRLNO			1666	8460	
355 ISRAEL			354	1465	
519 INDIA			3499	9222	
559 JAPAN	376	1309	1092	3288	
990 U STATES			9219	28458	
	53517	138562	1158093	2664531	
OVERCOATINGS	LB				3285
1 U KINGDOM	60743	134718	1083979	2528261	
43 AUSTRIA			1545	6255	
44 BELG LUX			2020	6741	
54 FRANCE			7097	27441	
55 GERMANY W			980	3832	
67 ITALY	28968	31913	722882	801903	
73 NETHRLNDS			13254	38502	
82 SPAIN			5951	5231	
86 SWITZRLND			7561	22591	
246 CZECHO S			745	1571	
559 JAPAN			4164	7178	
990 U STATES	145	457	11494	39459	
	89856	167088	1861672	3488965	
TWEEDS	LB				3287
1 U KINGDOM	52677	129791	852288	1981853	
44 BELG LUX			312	1332	
49 DENMARK			166	422	
54 FRANCE			7404	29118	
55 GERMANY W			1014	3435	

IMPORTS BY COMMODITIES AND COUNTRIES

Commodity and Country	DECEMBER 1961		JANUARY TO DECEMBER 1961		Class Number
	Quantity	Value (\$)	Quantity	Value (\$)	
64 IRELAND			427	1053	
67 ITALY					
73 NETHRLNDS	31374	35183	678521	760738	
82 SPAIN			857	2356	
86 SWITZRLND			2444	1454	
559 JAPAN			1424	4651	
990 U STATES			14438	47736	
	634	2589	9562	28648	
	84685	167563	1568857	2864796	
WORSTEDS AND SERGES	LB				3288
1 U KINGDOM	309920	1241480	4213550	15584561	
43 AUSTRIA			10541	43727	
44 BELG LUX	488	1753	24490	74820	
49 DENMARK	608	2466	3024	9156	
54 FRANCE	8155	30652	193916	762084	
55 GERMANY W	1939	7231	20841	89684	
59 GREECE	343	1689	881	4450	
64 IRELAND			1442	5110	
67 ITALY	47133	108005	911877	1775451	
73 NETHRLNDS	167	445	11007	31963	
82 SPAIN			11642	16224	
85 SWEDEN	275	1233	2025	9679	
86 SWITZRLND	678	3988	41948	187082	
246 CZECHO S	2648	6161	34590	86557	
258 GERMANY E			1443	1523	
277 POLAND			4033	9003	
355 ISRAEL	478	2326	4489	23477	
519 INDIA			655	1557	
559 JAPAN	30496	112663	284524	945970	
614 AUSTRALIA			2669	13517	
782 URUGUAY	431	2497	3588	17805	
990 U STATES	15828	101304	139651	716105	
	419587	1623893	5922826	20409505	
WOVEN FABRICS N O P WOOL	LB				3289
1 U KINGDOM	23536	50766	495613	1104032	
43 AUSTRIA	310	1517	7034	30692	
44 BELG LUX	594	2942	12291	36527	
49 DENMARK	1698	3384	21905	54804	
54 FRANCE	1174	7484	43268	187523	
55 GERMANY W	771	4939	28391	94493	
64 IRELAND			263	1032	
67 ITALY	12794	15164	367254	456412	
73 NETHRLNDS	352	623	5439	14804	
76 NORWAY	205	649	2095	5214	
85 SWEDEN	746	2086	4458	11404	
86 SWITZRLND	49	283	13656	71931	
246 CZECHO S			1588	5682	
287 U S S R			90	735	
519 INDIA	359	984	2400	7384	
559 JAPAN	1338	4634	4665	15865	
874 MEXICO			11	136	
990 U STATES	5082	26225	125770	445679	
	49008	121680	1136191	2544349	
WOOL FAB 12 INS WIDE OR LESS	LB				3291**
1 U KINGDOM			197	1031	
54 FRANCE			544	2677	
55 GERMANY W			317	2358	
86 SWITZRLND			105	613	
990 U STATES			542	1990	
			1705	8669	
WOOL FABRICS CUT PILE PLUSH	LB				3292
1 U KINGDOM	2435	10022	22020	81484	
44 BELG LUX			265	589	
54 FRANCE			267	1135	
55 GERMANY W			12567	30093	
67 ITALY			992	1086	
990 U STATES	175	243	3940	12280	
	2610	10265	40051	126667	
BILLIARD CLOTH OF WOOL FABRIC	LB				3293
1 U KINGDOM	4266	15613	48971	178619	
990 U STATES			971	3602	
	4266	15613	49942	182221	
CARPETS AXMINSTER IN ROLLS	SQ FT				3301
1 U KINGDOM	35678	19119	593441	318991	
44 BELG LUX	61785	29346	265771	113764	
54 FRANCE	1589	728	55131	26090	
55 GERMANY W	681	386	30274	14572	
990 U STATES	938	697	116505	74610	
	100671	50276	1061122	548027	
CARPETS AXMINSTER SQUARES	SQ FT				3302
1 U KINGDOM	54773	26231	366377	200258	
44 BELG LUX			3258	1457	
49 DENMARK	2735	1596	6598	5367	
54 FRANCE	65	62	3325	1997	
55 GERMANY W	258	105	1734	1187	
67 ITALY	2491	2390	16132	10311	
73 NETHRLNDS			1103	658	
76 NORWAY			2058	2428	
85 SWEDEN			893	571	
990 U STATES	1137	1300	46625	31275	
	61459	31684	448103	255509	
CARPET BRUSSELS WILTON IN ROLL	SQ FT				3303
1 U KINGDOM	161133	104689	3319949	1994366	
44 BELG LUX	416714	210200	4690360	2286987	
49 DENMARK			3154	1507	

**Discontinued after June 30, 1961

IMPORTS BY COMMODITIES AND COUNTRIES

Commodity and Country	DECEMBER 1961		JANUARY TO DECEMBER 1961		Class Number
	Quantity	Value (\$)	Quantity	Value (\$)	
54 FRANCE	15596	7851	157278	79641	
55 GERMANY W	128713	47067	1088059	414786	
64 IRELAND			3420	1696	
67 ITALY	22100	13512	235779	149151	
73 NETHRLNDS	1080	957	6430	3015	
85 SWEDEN			1794	1137	
473 MOROCCO			878	1243	
519 INDIA	907	1197	14828	12276	
559 JAPAN	9672	3126	292776	100224	
990 U STATES	22780	13641	302797	204601	
	778695	402240	10117502	5250630	
CARPET BRUSSELS WILTON SQUARES	50 FT				3304
1 U KINGDOM	28745	18054	277752	169786	
44 BELG LUX	531	340	117093	51893	
49 DENMARK	2547	1607	21173	10586	
54 FRANCE	299	226	35655	19096	
55 GERMANY W	3232	2655	84658	71488	
59 GREECE			4216	1427	
67 ITALY	1314	880	84258	50178	
73 NETHRLNDS			8181	5176	
82 SPAIN			743	482	
85 SWEDEN	216	119	4343	3111	
288 YUGO SLAV	2763	1464	2763	1464	
473 MOROCCO			215	299	
559 JAPAN			56839	13994	
990 U STATES	8359	5933	65074	40889	
	48006	31278	762963	439869	
CARPETS INGRAIN IN ROLLS	50 FT				3305
1 U KINGDOM			3278	992	
44 BELG LUX			7389	2711	
990 U STATES			10373	6304	
			21040	10007	
CARPETS INGRAIN SQUARES	50 FT				3306
1 U KINGDOM			775	541	
49 DENMARK			9293	3714	
516 HONG KONG			1380	325	
519 INDIA			36075	10148	
553 CHINA COM	3846	1018	111148	27764	
559 JAPAN	5537	1997	152060	44584	
990 U STATES			1516	1297	
	9383	3015	312247	88373	
CARPETS ORIENTAL	50 FT				3307
1 U KINGDOM	84	57	22600	27390	
49 DENMARK	129	67	4065	3001	
53 FINLAND			109	120	
54 FRANCE			1278	1090	
55 GERMANY W	440	425	1171	1270	
59 GREECE			4839	6927	
64 IRELAND			82	395	
67 ITALY	270	167	19008	9961	
73 NETHRLNDS	117	256	4330	4228	
78 PORTUGAL			204	138	
82 SPAIN	1870	2366	4113	6035	
85 SWEDEN			1052	593	
86 SWITZRLND			374	1414	
262 HUNGARY			1865	890	
347 IRAN	4831	11641	38680	104027	
355 ISRAEL	548	307	840	1348	
363 LEBANON			188	580	
382 TURKEY	135	202	693	9192	
385 UAR EGYPT			2236	1464	
443 ALGERIA			15515	19655	
473 MOROCCO	786	1117	10744	16308	
516 HONG KONG	789	1819	7316	15370	
519 INDIA	53893	62530	1114230	1163910	
527 PAKISTAN			7783	26192	
553 CHINA COM	1852	6152	4657	16135	
559 JAPAN	8367	4760	64301	47861	
774 PERU			796	322	
874 MEXICO			719	1108	
886 P RICO			704	2857	
990 U STATES	1273	1523	36985	53503	
	75384	93389	1371477	1543284	
CARPETS TAPESTRY IN ROLLS	50 FT				3308
1 U KINGDOM			22846	14824	
44 BELG LUX	1929	704	5455	2345	
54 FRANCE	47335	23267	360361	179097	
55 GERMANY W	963	714	47655	27101	
67 ITALY			15865	10690	
990 U STATES			9410	6533	
	50227	24685	461592	240590	
CARPETS TAPESTRY SQUARES	50 FT				3309
54 FRANCE			37940	20166	
55 GERMANY W			3750	1754	
67 ITALY			1256	573	
990 U STATES	135	105	2451	1047	
	135	105	45397	23540	
MATS HEARTH RUGS AND RUNNERS	50 FT				3310
1 U KINGDOM	7120	1952	53866	21037	
44 BELG LUX			1631	1071	
49 DENMARK	468	273	1244	948	
54 FRANCE	777	403	777	403	
55 GERMANY W			2377	1698	
73 NETHRLNDS			381	134	
85 SWEDEN			1355	497	
519 INDIA			4911	1625	

IMPORTS BY COMMODITIES AND COUNTRIES

Commodity and Country	DECEMBER 1961		JANUARY TO DECEMBER 1961		Class Number
	Quantity	Value (\$)	Quantity	Value (\$)	
559 JAPAN	3268	414	46624	8627	
990 U STATES	29619	4044	61054	14326	
BLANKETS N O P WOOL	41251	7086	174220	50366	
	LB				3342
1 U KINGDOM	35999	60604	329896	535094	
43 AUSTRIA			363	357	
44 BELG LUX			1731	3350	
54 FRANCE			750	1648	
55 GERMANY W			692	1083	
67 ITALY	361	324	5683	5170	
73 NETHRLNDS	320	526	11109	14013	
78 PORTUGAL			342	250	
85 SWEDEN			285	408	
246 CZECHO S			215	135	
427 UN SO AFR			250	256	
559 JAPAN			3670	1855	
824 JAMAICA	47124	34540	281279	205747	
874 MEXICO			170	408	
990 U STATES	3309	5804	62736	96869	
FELT PRESSED	87113	101798	692171	867443	
	LB				3343
1 U KINGDOM	669	1747	8090	20345	
44 BELG LUX			592	1137	
55 GERMANY W	1143	1599	16357	21692	
67 ITALY			287	3096	
73 NETHRLNDS	114	302	312	750	
246 CZECHO S			170	180	
990 U STATES	3806	5217	42794	67462	
RUGS RAILWAY STEAMER	5732	8865	68602	114662	
	LB				3344
1 U KINGDOM	1750	5359	50177	106968	
43 AUSTRIA	15	61	730	2054	
53 FINLAND			25	110	
55 GERMANY W	2130	1743	6385	5267	
67 ITALY	15471	9736	212723	140893	
73 NETHRLNDS			1328	1384	
85 SWEDEN			159	369	
990 U STATES	817	2095	13370	44051	
WOOL MANUFACTURES N O P	20183	18994	264897	301096	
	LB				3345
1 U KINGDOM	1439	4860	51052	51849	
43 AUSTRIA	26	198	2889	6402	
44 BELG LUX			409	950	
49 DENMARK	572	644	1254	2410	
54 FRANCE	46	176	718	4360	
55 GERMANY W	353	631	7968	19420	
64 IRELAND			450	1232	
67 ITALY	35	50	2203	3722	
73 NETHRLNDS	144	351	1382	2989	
76 NORWAY			20	84	
85 SWEDEN			14	63	
86 SWITZRLMO			29	224	
516 HDNG KONG	33	60	147	509	
559 JAPAN	1170	884	7290	10079	
874 MEXICO			95	106	
990 U STATES	12813	24944	252037	477338	
YARN SYNTHETIC ACETATE SINGLES	16631	32798	327957	581737	
	LB				3360
1 U KINGDOM			2327	2427	
55 GERMANY W			13842	16734	
990 U STATES	45420	48969	498285	526724	
YARNS SYNTHETIC SINGLES N O P	45420	48969	514454	545885	
	LB				3361
1 U KINGDOM	2164	1759	17870	16692	
54 FRANCE			43207	28199	
55 GERMANY W			15967	12469	
67 ITALY			16338	21325	
73 NETHRLNDS	989	1048	32804	22910	
86 SWITZRLMO			100226	64185	
559 JAPAN	12000	5844	387952	193895	
990 U STATES	15167	18261	179749	171052	
YARNS THREADS SYNTHETIC N O P	30320	26912	794113	530727	
	LB				3362
1 U KINGDOM	1847	3907	45717	106975	
43 AUSTRIA			427	560	
54 FRANCE	9314	6617	82879	55509	
55 GERMANY W	1141	1412	34969	38117	
67 ITALY	124	195	5770	5381	
73 NETHRLNDS	1999	1999	15073	13622	
85 SWEDEN			61	343	
86 SWITZRLMO			20640	15355	
559 JAPAN			85613	104345	
990 U STATES	204718	191327	1420300	1480468	
YARNS SYNTHETIC ACETATE TWIST	219143	205457	1711449	1820675	
	LB				3364
1 U KINGDOM			4126	6152	
55 GERMANY W			104	199	
990 U STATES	5297	6686	277736	306607	
STAPLE FIBRES SYNTHETIC	5297	6686	281966	312958	
	LB				3365
1 U KINGDOM	171138	109233	1914868	1267421	
43 AUSTRIA			93942	24351	
54 FRANCE			1028	1393	
55 GERMANY W	55843	18108	666159	226302	
67 ITALY	1991	621	41960	17258	
85 SWEDEN	29864	6430	169496	37255	

IMPORTS BY COMMODITIES AND COUNTRIES

Commodity and Country	DECEMBER 1961		JANUARY TO DECEMBER 1961		Class Number
	Quantity	Value (\$)	Quantity	Value (\$)	
559 JAPAN	10321	7288	248381	55274	
990 U STATES	567365	354969	7425235	4334929	
TOPS OF SYNTHETIC FIBRES	836522	496649	10561069	5964183	3366
1 U KINGDOM	2528	1139	151811	73038	
55 GERMANY W	19578	12805	305037	169681	
64 IRELAND			35838	37346	
67 ITALY			1415	970	
990 U STATES	15868	13621	146805	131113	
WASTE SHORT FIBRE SYNTHETIC	37974	27565	640906	412148	3367
1 U KINGDOM			125	69	
990 U STATES	26908	9558	737500	347286	
YARNS FROM POLYAMIDES NYLON	26908	9558	737623	347355	3368
1 U KINGDOM	366	1051	25921	79205	
44 BELG LUX	12983	38705	114541	333633	
54 FRANCE	3237	7022	8930	24995	
55 GERMANY W			39644	72927	
67 ITALY	57561	102334	527041	882841	
73 NETHRLNDS	300	441	1040	1439	
86 SWITZRLND	379	455	9384	15495	
355 ISRAEL			11222	23481	
559 JAPAN	2388	5117	15143	29554	
990 U STATES	137655	255843	1513311	2701068	
YARN SYNTHETIC FOR TIRE FABRIC	214869	410968	2266177	4164638	3369
990 U STATES	398843	242829	2862645	1731684	
KNITTED FABRIC SYNTHETIC FIBRE	398843	242829	2862645	1731684	3371
1 U KINGDOM	3875	9269	36716	96104	
43 AUSTRIA			577	2201	
54 FRANCE	64	118	4661	14133	
55 GERMANY W	4591	6424	36444	59520	
64 IRELAND	328	1037	666	2085	
67 ITALY			29754	71347	
86 SWITZRLND	180	895	4341	18713	
990 U STATES	87306	222942	1080072	2717033	
FABRICS SYNTHETIC FIBRE N O P	96344	240685	1193231	2981136	3372
1 U KINGDOM	42946	68037	564857	966211	
43 AUSTRIA	2186	4455	80560	147972	
44 BELG LUX	6538	9407	68394	103743	
49 DENMARK			250	671	
54 FRANCE	5405	18505	69480	304718	
55 GERMANY W	43120	66432	484756	854070	
67 ITALY	102817	124527	887096	1070952	
73 NETHRLNDS	6551	10924	99578	188160	
82 SPAIN	7485	20572	44149	118808	
85 SWEDEN	1578	6085	9186	33465	
86 SWITZRLND	3775	15240	50492	215371	
355 ISRAEL	1340	3706	11754	29282	
516 HONG KONG	114	235	7633	13557	
519 INDIA	26368	13594	193599	92943	
553 CHINA COM			9946	13470	
559 JAPAN	106706	185067	1176701	1945518	
990 U STATES	748914	1704232	8123735	18397955	
FAB SYN FIB 12 IN WIDE OR LESS	1105843	2251018	11882166	24496866	3374*
1 U KINGDOM	905	2030	14348	44568	
44 BELG LUX	686	748	2306	2918	
54 FRANCE	1262	7602	13603	50770	
55 GERMANY W			2596	7917	
67 ITALY	504	1284	3311	7215	
73 NETHRLNDS			372	707	
86 SWITZRLND	756	3704	27439	95418	
246 CZECHO S			504	974	
559 JAPAN	20305	16932	244240	234319	
990 U STATES	48716	109686	661627	1402827	
CURTAINS OF SYNTHETIC FIBRE	73134	141986	970346	1847633	3390
1 U KINGDOM	8832	1125	108595	17514	
54 FRANCE	4688	2517	113364	54517	
55 GERMANY W	1874	201	3362	460	
86 SWITZRLND			3972	2118	
559 JAPAN			3232	1436	
990 U STATES	373304	69451	5108155	886296	
SYNTHETIC FIBRE MANUFACTRS NOP	388698	73294	5340680	962341	3392
1 U KINGDOM	107930	13945	2053147	258547	
43 AUSTRIA			12405	2498	
44 BELG LUX	2896	224	43446	4683	
49 DENMARK			9754	1338	
54 FRANCE	16524	7612	296342	52608	
55 GERMANY W	19469	7597	535648	79345	
67 ITALY	52241	8704	319775	36308	
73 NETHRLNDS	11968	1039	126623	10439	
82 SPAIN			1453	817	
85 SWEDEN			4054	691	
86 SWITZRLND	6183	1289	81660	32155	
258 GERMANY E			1300	279	
516 HONG KONG	2520	278	47423	7287	
527 PAKISTAN			180	59	
559 JAPAN	277878	28164	7660288	519576	

*From July 1, 1961

IMPORTS BY COMMODITIES AND COUNTRIES

Commodity and Country		DECEMBER 1961		JANUARY TO DECEMBER 1961		Class Number
		Quantity	Value (\$)	Quantity	Value (\$)	
622	NEW ZEAL			1360	569	
867	HAITI		493	6321	2436	
990	U STATES	2800		53206651	6164899	
		5306765	597932	64407830	7174534	
SYNTH FIBRE FOR ELEC APPARATUS		02				3393**
990	U STATES			5255	1303	
				5255	1303	
HAIR CLOTH						3401
1	U KINGDOM		9901		88395	
990	U STATES		1824		12456	
			11735		100851	
KAPOK						3411
		CWT				
527	PAKISTAN			26	253	
556	INDONESIA			441	7240	
583	THAILAND	873	13938	10576	163121	
990	U STATES			1170	24537	
		873	13938	12213	195151	
MANILA FIBRE						3412
		CWT				
1	U KINGDOM			560	5634	
529	BEI NES			280	6755	
567	PHIL	280	3002	9643	245280	
845	C RICA			1788	41125	
864	GUATEMALA			1308	30942	
869	HONDURAS			390	9093	
874	MEXICO			300	7183	
883	PANAMA			414	10047	
990	U STATES	688	16445	15744	405148	
		968	19447	30427	761207	
SISAL ISTLE TAMPICO FIBRE						3413
		CWT				
44	BELG LUX			1103	12072	
415	KENYA	111	748	35204	352855	
425	TANGANYKA	3917	26838	82294	871568	
427	UN SO AFR			3673	35227	
446	ANGOLA	561	4787	561	4787	
476	MOZAMBUQUE			894	9390	
519	INDIA			1024	8090	
614	AUSTRALIA			1125	7182	
752	BRAZIL	8173	78945	68667	705120	
867	HAITI	2209	21150	67348	577870	
874	MEXICO	2410	22763	80675	728426	
990	U STATES	22254	232493	283907	3104802	
		39635	387724	626475	6417389	
VEGETABLE FIBRE N O P						3414
		CWT				
1	U KINGDOM			150	3098	
67	ITALY			331	1553	
73	NETHRLNDS			125	1698	
462	FR AF NES			803	9806	
473	MOROCCO			220	1057	
519	INDIA			332	1840	
752	BRAZIL			11	247	
874	MEXICO			1379	7628	
990	U STATES	113	1613	3513	35750	
		113	1613	6864	62677	
BALER TWINE						3420
		CWT				
1	U KINGDOM			64683	994257	
44	BELG LUX			24300	335712	
49	DENMARK	2735	43425	70070	1110071	
73	NETHRLNDS			27652	423647	
78	PORTUGAL			58897	854170	
85	SWEDEN	620	9010	2352	34423	
848	CUBA	12800	167445	27200	367029	
867	HAITI			3683	52307	
874	MEXICO			20134	265385	
990	U STATES			758	12883	
		16155	219880	299729	4449884	
GRASSES SEAWEEED MOSSES BAGASSE						3421
1	U KINGDOM		3709		39876	
54	FRANCE				199	
55	GERMANY W		62		625	
67	ITALY				7841	
73	NETHRLNDS				101	
76	NORWAY				2902	
516	HONG KONG				2410	
519	INDIA				1533	
559	JAPAN		1096		15448	
874	MEXICO				30010	
990	U STATES		6435		76608	
			11302		177553	
BINDER TWINE						3422
		CWT				
1	U KINGDOM			5111	75564	
44	BELG LUX			5171	73478	
49	DENMARK	500	7735	14803	232189	
55	GERMANY W			1025	14038	
73	NETHRLNDS			10037	159267	
78	PORTUGAL			6025	79163	
85	SWEDEN			1753	25651	
874	MEXICO			1555	19716	
990	U STATES			319	4568	
		500	7735	45799	683634	
COIR AND COIR YARN						3423
		CWT				
1	U KINGDOM			224	3546	
519	INDIA	493	7160	2725	32463	
		493	7160	2949	36009	

**Discontinued after June 30, 1961

IMPORTS BY COMMODITIES AND COUNTRIES

Commodity and Country	DECEMBER 1961		JANUARY TO DECEMBER 1961		Class Number
	Quantity	Value (\$)	Quantity	Value (\$)	
MATS RUGS N O P OF COCOA FIBRE	50 YD				3424
1 U KINGDOM			169	161	
55 GERMANY W	250	534	1574	3979	
73 NETHRLNDS			7206	5739	
519 INDIA	25256	13201	163426	84281	
559 JAPAN			747	2002	
990 U STATES	145	478	1102	1039	
	25651	14213	174224	97201	
STRAW OR PAPER CARPETING RUGS					3425
1 U KINGDOM				219	
516 HONG KONG				8843	
519 INDIA				410	
559 JAPAN		2645		46773	
578 TAIWAN				1521	
822 BARBADOS				6104	
990 U STATES		6380		60858	
		9025		124728	
VEGETABLE FIBRES FOR BRUSHES	CWT				3428
1 U KINGDOM			877	23738	
44 BELG LUX	55	815	1599	28427	
73 NETHRLNDS	70	1062	2814	44560	
516 HONG KONG			112	5721	
519 INDIA			1753	18478	
744 ARGENTINA	1	301	10	2414	
874 MEXICO	408	14710	2728	126397	
990 U STATES	187	14677	4240	269610	
	721	31565	14133	519345	
MATS CUT PILE OF COCOA FIBRE	50 FT				3429
73 NETHRLNDS			5237	980	
519 INDIA	177610	31589	945979	162598	
559 JAPAN			7425	1783	
	177610	31589	958641	165361	
WASTE FOR FURTHER PREPARATION	CWT				3451
1 U KINGDOM	2150	37995	16306	354525	
44 BELG LUX	262	2603	8467	79017	
54 FRANCE	300	10397	2276	28287	
55 GERMANY W	688	6507	5695	61031	
67 ITALY	255	1782	1059	10505	
73 NETHRLNDS	1130	6080	11680	106192	
85 SWEDEN	345	3428	1221	12964	
86 SWITZRLND			66	4169	
287 U S S R			18664	82385	
382 TURKEY			551	2995	
516 HONG KONG	1000	8201	8363	61698	
519 INDIA	400	3511	5788	54101	
527 PAKISTAN			4436	33371	
559 JAPAN	1565	18047	6469	74640	
614 AUSTRALIA	132	5453	164	7230	
744 ARGENTINA			553	7405	
752 BRAZIL	8352	69473	19496	110541	
782 URUGUAY			210	7558	
848 CUBA	258	2287	258	2287	
874 MEXICO			499	4306	
886 P RICO	205	2948	497	6265	
990 U STATES	32791	435719	389245	4404050	
	49833	614431	501963	5515522	
WASTE FOR WIPING RAGS N O P	CWT				3452
1 U KINGDOM			1974	46749	
44 BELG LUX	28	1747	801	9204	
54 FRANCE			43	1510	
55 GERMANY W	24	1298	1122	14523	
73 NETHRLNDS			1022	6039	
85 SWEDEN	76	2628	182	4771	
527 PAKISTAN			20	169	
559 JAPAN	570	8956	3312	41622	
990 U STATES	8389	102378	85472	1011893	
	9087	117007	93948	1136480	
WASTE GARNETTED READY FOR USE	LB				3453
1 U KINGDOM	2272	1798	75197	16226	
559 JAPAN	15000	1792	95500	11688	
990 U STATES	242968	39779	2224350	426717	
	260240	43369	2465047	454631	
BATTS BATTING WADDING N O P	LB				3454
990 U STATES	24889	16642	216568	153034	
	24889	16642	216568	153034	
FISH NETS NETTINGS COMMERCIAL	LB				3460
1 U KINGDOM	32450	66655	592371	983829	
49 DENMARK	360	1540	2549	8928	
54 FRANCE			11691	20053	
55 GERMANY W			2780	10049	
67 ITALY			257	245	
73 NETHRLNDS	900	1778	99887	188613	
76 NORWAY	1240	2730	7016	14224	
559 JAPAN	70138	124688	700986	1340857	
990 U STATES	8431	28378	138948	327609	
	113519	225769	1556485	2894407	
FISHING LINES COMMERCIAL	LB				3461
1 U KINGDOM	33377	36004	550875	480660	
49 DENMARK			4803	1031	
55 GERMANY W	238	622	8317	15872	
73 NETHRLNDS	2898	4141	137873	51023	
76 NORWAY			418	527	
78 PORTUGAL			3380	1164	
559 JAPAN	6658	8489	87013	133010	
567 PHIL			5000	1550	
990 U STATES	16111	25511	228665	327521	
	59282	74767	1026344	1012358	

IMPORTS BY COMMODITIES AND COUNTRIES

Commodity and Country	DECEMBER 1961		JANUARY TO DECEMBER 1961		Class Number
	Quantity	Value (\$)	Quantity	Value (\$)	
CORDAGE MANILA OVER 1 IN CIRC	LB				3463
1 U KINGDOM	85217	28675	1286577	384673	
49 DENMARK			17991	4516	
64 IRELAND			6875	1935	
73 NETHRLNDS			1116	342	
78 PORTUGAL			47863	6702	
874 MEXICO			119565	14488	
990 U STATES	451	75	14845	10032	
	85668	28750	1494832	422688	
COROAGE COMMERCIAL FISH NET	LB				3464
1 U KINGDOM	182248	48371	1663660	415985	
44 BELG LUX	21575	5243	239451	65863	
49 DENMARK	6715	1954	233430	64091	
55 GERMANY W			14761	3898	
64 IRELAND			147642	40070	
73 NETHRLNDS			446425	122288	
78 PORTUGAL			4804	657	
559 JAPAN			35866	33645	
874 MEXICO			22847	2667	
990 U STATES			25813	21112	
	210538	55568	2834699	770276	
CORDAGE OVER 1 INCH NOP	LB				3465
1 U KINGDOM	23610	3586	391487	107318	
49 DENMARK			965	941	
55 GERMANY W			445	503	
73 NETHRLNDS			1868	317	
78 PORTUGAL			378	402	
559 JAPAN	310	264	1600	1994	
990 U STATES	1363	1674	91318	61660	
	25283	5524	488061	173135	
COTTON FABRIC RUBBERIZED	LB				3472
1 U KINGDOM	97	228	4526	5480	
54 FRANCE	123	103	72117	45068	
559 JAPAN			1523	487	
990 U STATES	28177	44932	396899	401942	
	28397	45263	475065	452977	
COTTON WINDOW SHADE CLOTH	LB				3473
1 U KINGDOM	1030	773	10522	8624	
990 U STATES	2674	3857	33187	51425	
	3704	4630	43709	60049	
COTTON FABRICS COATED M O P	LB				3474
1 U KINGDOM	12355	16021	214141	281496	
44 BELG LUX			175	219	
49 DENMARK			238	1015	
54 FRANCE	239	374	15905	20298	
55 GERMANY W	4035	4629	60075	56557	
67 ITALY			986	1703	
73 NETHRLNDS	671	524	2063	1798	
85 SWEDEN			4190	2322	
86 SWITZRLNO	228	642	3114	7744	
427 UN SO AFR			2010	1341	
519 INDIA			1183	1065	
559 JAPAN			8410	5416	
990 U STATES	509577	526803	5826698	5974221	
	527105	548993	6139188	6355195	
ARTISTS CANVAS COATED PREPARED					3475
1 U KINGDOM				1048	
44 BELG LUX				537	
73 NETHRLNDS				185	
990 U STATES		260		32124	
		260		33894	
CANVAS FLAX FOR TENTS AWNINGS	LB				3476
1 U KINGDOM			88053	52608	
990 U STATES			2763	3107	
			90816	55715	
FABRICS JUTE COATED	LB				3478
1 U KINGDOM	527	285	10903	4786	
990 U STATES	12494	3524	314860	95077	
	13021	3809	325763	99863	
FABRICS VEG FIBRE COATED	LB				3479
1 U KINGDOM	48789	18629	346267	110068	
49 DENMARK	120	1044	120	1044	
54 FRANCE			3879	2685	
67 ITALY			1428	1449	
85 SWEDEN			18	58	
559 JAPAN	214724	31079	1212306	176549	
990 U STATES	47764	46657	419721	462709	
	311397	97409	1983739	754562	
FABRICS FOR BRATTICE CLOTH	LB				3480
1 U KINGDOM	428	97	138018	29012	
990 U STATES	3999	1070	17144	4644	
	4427	1167	155162	33656	
FABRICS SILK COATED	LB				3481
1 U KINGDOM			23	57	
67 ITALY	2	62	148	1960	
990 U STATES	660	3746	5772	32295	
	662	3808	5943	34312	
FABRICS WOOL COATED	LB				3483
1 U KINGDOM			221	635	
43 AUSTRIA			584	1314	
44 BELG LUX	821	851	989	1253	
49 DENMARK	165	582	991	3366	
54 FRANCE			1558	1317	
55 GERMANY W	2324	6143	44325	114859	
990 U STATES	6862	10650	65490	83537	
	10172	18226	114158	206281	

IMPORTS BY COMMODITIES AND COUNTRIES

Commodity and Country	DECEMBER 1961		JANUARY TO DECEMBER 1961		Class Number
	Quantity	Value (\$)	Quantity	Value (\$)	
FABRICS SYNTHETIC FIBRE COATED	LB				3484
1 U KINGDOM	8367	8043	23192	25438	
43 AUSTRIA			220	207	
44 BELG LUX	102328	106417	782351	797766	
54 FRANCE			1531	3236	
55 GERMANY W			3249	6119	
67 ITALY	4394	4163	18967	17052	
73 NETHRLNDS	2354	2563	13084	15783	
82 SPAIN			3053	2452	
427 UN SO AFR			486	611	
559 JAPAN			79552	34384	
990 U STATES	298939	514028	3283011	5569065	
	416382	635214	4208696	6472113	
OILCLOTH FLOOR LINOLEUM	LB				3485
1 U KINGDOM	983884	132867	12362345	1768029	
73 NETHRLNDS	45238	8639	477505	87274	
990 U STATES	391634	92586	9862454	2449280	
	1420756	234092	22702304	4304583	
OILCLOTH CARRIAGE SHELF TABLE	LB				3486
1 U KINGDOM	1211	1076	32045	21808	
990 U STATES	419	335	50968	26647	
	1630	1411	83013	48455	
TYPEWRITER RIBBONS	LB				3487
1 U KINGDOM			1370	4054	
43 AUSTRIA			22	62	
55 GERMANY W			79	308	
246 CZECHO S			1291	2719	
559 JAPAN			21	243	
990 U STATES	1343	8691	13199	68805	
	1343	8691	15982	76191	
FABRICS COTTON TO COVER RUBBER	LB				3488
1 U KINGDOM	937	1248	59065	77177	
990 U STATES	820	1257	423	6314	
	1757	2505	63488	83491	
CORD TIRE FABRICS SYNTH FIBRE	LB				3489
990 U STATES	4446	7492	1166692	1164036	
	4446	7492	1166692	1164036	
LACE EMBROIDERIES BOBBINET NOP	LB				3501
1 U KINGDOM	6113	28869	97834	419597	
43 AUSTRIA	884	4744	30687	166789	
44 BELG LUX			137	813	
49 DENMARK			106	633	
54 FRANCE	4035	36673	53504	499848	
55 GERMANY W	1397	4499	12038	57477	
67 ITALY	150	991	7210	27583	
73 NETHRLNDS			456	760	
78 PORTUGAL			72	900	
82 SPAIN			97	1034	
85 SWEDEN			207	552	
86 SWITZRLND	5762	20130	17099	102815	
516 HONG KONG	255	794	2815	10992	
519 INDIA	245	736	1333	4669	
559 JAPAN	15464	16837	79312	176656	
578 TAIWAN	92	1560	3227	50234	
824 JAMAICA	33	674	207	2581	
990 U STATES	66531	233549	637858	2263127	
	100961	350056	944199	3787060	
BRAIDS OF ALL KINDS N O P					3505*
1 U KINGDOM		5929		23703	
44 BELG LUX				459	
54 FRANCE		623		6973	
55 GERMANY W		2512		30600	
64 IRELAND				4893	
67 ITALY				57	
73 NETHRLNDS				1163	
86 SWITZRLND		111		4785	
246 CZECHO S		802		14349	
559 JAPAN				1405	
990 U STATES		37477		277809	
		47454		366196	
SEAMLESS WVN JACKETS FIRE HOSE					3507*
FIRE HOSE N O P					3509*
1 U KINGDOM		12127		41049	
55 GERMANY W				14737	
76 NORWAY				2580	
559 JAPAN				2045	
990 U STATES		16657		78089	
		28784		138500	
WOVEN FAB 12 INS WIDE OR LESS					3513*
1 U KINGDOM				549	
54 FRANCE		3944		24682	
55 GERMANY W				330	
86 SWITZRLND		145		516	
990 U STATES		862		4200	
		4951		30277	
KNITTED GOODS N O P	LB				3524
1 U KINGDOM	684	2400	11020	25135	
43 AUSTRIA			89	340	
54 FRANCE	3	50	1235	3542	
55 GERMANY W	1186	2622	5509	12848	
67 ITALY	153	366	1031	3789	
73 NETHRLNDS			287	761	

*From July 1, 1961

IMPORTS BY COMMODITIES AND COUNTRIES

Commodity and Country	DECEMBER 1961		JANUARY TO DECEMBER 1961		Class Number
	Quantity	Value (\$)	Quantity	Value (\$)	
86 SWITZRLNO	23	121	804	2961	
516 HONG KONG			903	723	
559 JAPAN			2375	3325	
990 U STATES	50078	92229	581528	1096038	
	52127	97788	604781	1149462	
CHENILLE YARNS AND COROS	LB				3548**
55 GERMANY W			444	906	
559 JAPAN			652	618	
990 U STATES			1284	1968	
			2380	3492	
USED BAGS OF VEGETABLE FIBRE					3550
1 U KINGDOM				798	
73 NETHRLNDS				5821	
990 U STATES		1789		16048	
		1789		22667	
BELTING N O P	LB				3551
1 U KINGDOM	2387	3829	41785	53764	
43 AUSTRIA			658	2399	
54 FRANCE			16	81	
55 GERMANY W	22	164	516	4069	
67 ITALY	100	269	1523	4734	
73 NETHRLNDS			864	4752	
86 SWITZRLNO	45	89	3993	11797	
990 U STATES	3130	7865	66889	136776	
	5684	12216	116244	218372	
BLANKETS FOR PRINTING PRESSES					3552
1 U KINGDOM		6745		68761	
55 GERMANY W				749	
86 SWITZRLNO				417	
886 P RICO		2713		35621	
990 U STATES		27284		661597	
		36742		767145	
BRAIOS CORDS FRINGES					3553**
1 U KINGDOM				19529	
43 AUSTRIA				468	
54 FRANCE				12483	
55 GERMANY W				18605	
67 ITALY				3306	
73 NETHRLNDS				86	
86 SWITZRLNO				3407	
246 CZECHO S				8505	
559 JAPAN				10231	
886 P RICO				2311	
990 U STATES				336901	
				415832	
CARPETS N O P	SQ FT				3554
1 U KINGDOM	16410	3789	240399	53070	
44 BELG LUX	48449	11278	488934	102415	
49 DENMARK	108	60	20858	8734	
54 FRANCE			8646	5548	
55 GERMANY W	5408	2592	17040	8520	
67 ITALY			72718	21074	
73 NETHRLNDS	429	577	9891	3767	
85 SWEDEN			2924	2152	
516 HONG KONG			204	79	
519 INDIA			5068	1012	
559 JAPAN	84257	14947	1834174	247395	
614 AUSTRALIA			243938	74237	
867 HAITI			2059	996	
990 U STATES	199189	94563	2261725	886115	
	354250	127806	5208578	1415114	
CURTAINS N O P					3557
1 U KINGDOM				9092	
67 ITALY				139	
85 SWEDEN				1065	
559 JAPAN		2345		14902	
990 U STATES		13174		181477	
		15519		206675	
HAT BRAIDS NOT OVER 6 INCHES					3559
67 ITALY				26734	
86 SWITZRLNO		63244		405183	
516 HONG KONG				1523	
559 JAPAN		1422		13356	
867 HAITI		485		1036	
990 U STATES		8327		69673	
		73478		517505	
HAT SWEATS CAP PEAKS AND BANDS					3560
1 U KINGDOM		1607		20947	
44 BELG LUX				5510	
67 ITALY				1852	
86 SWITZRLNO				202	
516 HONG KONG				2323	
559 JAPAN		2148		5137	
990 U STATES		52613		512026	
		56368		547997	
HOODS AND SHAPES OF FUR FELT	DOZ				3561
1 U KINGDOM			3314	94855	
43 AUSTRIA			584	28976	
54 FRANCE	10	331	3487	91718	
55 GERMANY W			116	2660	
67 ITALY	7	114	18104	366161	
86 SWITZRLNO	4	218	402	8699	
246 CZECHO S	702	6703	29940	402722	

**Discontinued after June 30, 1961

IMPORTS BY COMMODITIES AND COUNTRIES

Commodity and Country	DECEMBER 1961		JANUARY TO DECEMBER 1961		Class Number
	Quantity	Value (\$)	Quantity	Value (\$)	
990 U STATES	4	101	1285	22985	
HOODS AND SHAPES KNITTED	727	7467	57232	1018776	3563
54 FRANCE			2351	16042	
67 ITALY	4805	42297	21423	178986	
86 SWITZRLND	228	3834	3966	52797	
246 CZECHO S			60	1031	
516 HONG KONG	1150	7038	7089	42790	
527 PAKISTAN			1000	751	
553 CHINA COM			4750	28884	
556 INDONESIA	4000	2865	21000	19209	
559 JAPAN			15654	58677	
578 TAIWAN	600	4732	5400	32774	
763 ECUADOR			577	5461	
874 MEXICO	2496	3428	12286	17008	
990 U STATES	1128	11253	14053	101509	
	14407	75447	109609	555919	
HOODS AND SHAPES N O P	22	242	503	3430	3564
1 U KINGDOM			55	836	
54 FRANCE			1911	24337	
67 ITALY	6	66	2518	43038	
86 SWITZRLND	328	5843	76	821	
246 CZECHO S			677	2519	
559 JAPAN			1350	1102	
874 MEXICO				77119	
990 U STATES	1079	6344	12213	77119	
	1435	12495	19303	153202	
SURGICAL DRESSINGS					3566
1 U KINGDOM		22419		468578	
44 BELG LUX				205	
49 DENMARK				189	
55 GERMANY W		3739		58714	
73 NETHRLNDS				50	
559 JAPAN				3389	
990 U STATES		49107		724078	
		75265		1255203	
ELASTIC WEBBING WOVEN FOR MFRS					3567**
1 U KINGDOM			3586	9026	
54 FRANCE			1188	6384	
55 GERMANY W			4549	10033	
67 ITALY			1016	1882	
73 NETHRLNDS			335	632	
86 SWITZRLND			165	466	
559 JAPAN			26384	24034	
990 U STATES			25948	67523	
			63171	119980	
ELASTIC WEBBING WOVEN N O P					3568**
1 U KINGDOM			4694	10566	
44 BELG LUX			98	175	
55 GERMANY W			3152	6015	
67 ITALY			12346	24879	
73 NETHRLNDS			557	991	
355 ISRAEL			704	929	
559 JAPAN			90854	66877	
990 U STATES			82570	192620	
			194975	303052	
CORDED RIBBONS FOR MENS HATS					3570
55 GERMANY W			300	2083	
67 ITALY			189	755	
990 U STATES	1728	9790	30279	134272	
	1728	9790	30768	137110	
FIBRE OR TEXTILE PRODUCTS NOP					3573
1 U KINGDOM		432		9776	
67 ITALY				2390	
86 SWITZRLND				159	
516 HONG KONG				260	
559 JAPAN				4961	
990 U STATES		4365		110985	
		4797		128531	
BRAIDED CORD 1 IN CIRC OR LESS					3574**
1 U KINGDOM			4082	3540	
990 U STATES			25827	21774	
			29909	25314	
ELASTIC WEBBING BRAIDED					3576
1 U KINGDOM	204	378	3280	6354	
54 FRANCE			848	2597	
55 GERMANY W	190	441	3672	9255	
67 ITALY	324	633	2992	4983	
73 NETHRLNDS			722	1656	
355 ISRAEL			1035	1937	
559 JAPAN	52898	42276	607085	465580	
990 U STATES	12704	32982	106699	248202	
	66320	76710	726333	740564	
BEDSPREADS TEXTILE					3577
1 U KINGDOM	365	1446	3252	11944	
55 GERMANY W			217	362	
67 ITALY	14144	50556	125461	453419	
73 NETHRLNDS			1707	4919	
82 SPAIN			3216	5069	
86 SWITZRLND			88	325	
287 U S S R			340	605	
288 YUGO SLAV	12	269	12	269	
473 MOROCCO			94	266	

**Discontinued after June 30, 1961

IMPORTS BY COMMODITIES AND COUNTRIES

Commodity and Country	DECEMBER 1961		JANUARY TO DECEMBER 1961		Class Number
	Quantity	Value (\$)	Quantity	Value (\$)	
519 INDIA			12475	25708	
559 JAPAN	37031	39750	548164	580026	
990 U STATES	34488	154439	466410	2062598	
UNDERWEAR MADE FROM WOVEN FAB	86040	246460	1161436	3145510	
NO					3900
1 U KINGDOM			30232	13973	
43 AUSTRIA			450	180	
44 BELG LUX			419	618	
54 FRANCE	365	646	3911	8604	
55 GERMANY W			223	847	
67 ITALY	36	226	598	3785	
73 NETHRLNDS			3396	1637	
76 NORWAY			616	533	
82 SPAIN			197280	9288	
516 HONG KONG			98150	28849	
559 JAPAN	2496	441	122232	34350	
578 TAIWAN			5436	1724	
886 P RICO			238	858	
990 U STATES	7456	10952	176839	215409	
NO	10353	12265	640020	320655	3906
1 U KINGDOM	22126	18172	964587	603982	
43 AUSTRIA			738	334	
44 BELG LUX			300	489	
54 FRANCE	555	883	21383	21557	
55 GERMANY W	1346	862	10333	5287	
67 ITALY			7069	4049	
73 NETHRLNDS	5028	2497	175264	75360	
76 NORWAY			5735	5026	
82 SPAIN	6000	1663	2590830	159921	
86 SWITZRLNO	60	137	3135	4005	
516 HONG KONG			66624	8656	
559 JAPAN	3600	376	879616	116569	
744 ARGENTINA			5000	921	
886 P RICO			1073	3368	
990 U STATES	40607	43243	666544	528066	
NO	79322	67833	5398231	1537590	3909
1 U KINGDOM	715	3340	39864	126005	
43 AUSTRIA			496	737	
44 BELG LUX			139	352	
54 FRANCE	12	255	1247	4297	
55 GERMANY W			1425	1456	
67 ITALY	51	912	1378	7663	
73 NETHRLNDS			2262	2998	
86 SWITZRLNO			189	1597	
516 HONG KONG	40029	26458	1020452	752386	
553 CHINA COM			1204	1253	
559 JAPAN	16505	11765	625287	412793	
578 TAIWAN	480	325	419734	306210	
990 U STATES	10616	28204	168194	325346	
NO	68408	71259	2281871	1943093	3910
43 AUSTRIA			237	1202	
49 DENMARK			143	700	
54 FRANCE	109	903	2632	14207	
67 ITALY	40	692	1189	5583	
73 NETHRLNDS			310	929	
86 SWITZRLNO	16	81	123	728	
355 ISRAEL	235	1528	12441	59229	
516 HONG KONG	8256	3346	26468	10084	
559 JAPAN			26804	9850	
990 U STATES	1369	7815	31796	115761	
NO	10025	14365	102143	218273	3911
1 U KINGDOM			783	2075	
43 AUSTRIA	223	1045	2932	11699	
54 FRANCE	168	337	2184	3156	
55 GERMANY W			417	764	
67 ITALY	1357	2724	12372	26250	
78 PORTUGAL			119	486	
86 SWITZRLNO	387	1290	3343	13435	
287 U S S R	300	980	470	1605	
288 YUGO SLAV	449	1330	449	1330	
516 HONG KONG	12000	4073	193638	82030	
553 CHINA COM			1000	783	
559 JAPAN	47228	19521	1075370	422808	
990 U STATES	8952	12888	177843	259841	
NO	71064	44188	1470920	826262	3912
1 U KINGDOM			346	2643	
43 AUSTRIA	46	297	1254	7160	
54 FRANCE			653	5766	
64 IRELAND			58	407	
67 ITALY	118	820	3363	21617	
78 PORTUGAL			141	1027	
86 SWITZRLNO	55	516	132	1206	
355 ISRAEL			141	662	
516 HONG KONG	776	1259	42730	22173	
553 CHINA COM			208	916	
559 JAPAN	33496	10883	680265	260533	
614 AUSTRALIA			75	316	
990 U STATES	6156	13335	52729	133485	
NO	40647	27110	782095	457911	3913
OVERCOATS AND WINOBREAKERS					
1 U KINGDOM	950	24344	36965	699363	

IMPORTS BY COMMODITIES AND COUNTRIES

Commodity and Country	DECEMBER 1961		JANUARY TO DECEMBER 1961		Class Number
	Quantity	Value (\$)	Quantity	Value (\$)	
43 AUSTRIA	219	3318	1988	35617	
44 BELG LUX			316	4149	
49 DENMARK	9	185	181	3652	
54 FRANCE	89	1463	1927	70714	
55 GERMANY W	37	802	19941	296227	
64 IRELAND	1	57	123	3964	
67 ITALY	51	596	1432	32133	
73 NETHRLNDS	10	455	3008	59794	
76 NORWAY	496	2425	1492	6176	
82 SPAIN	32	923	3618	43506	
85 SWEDEN	68	1810	2082	44027	
86 SWITZRLND	132	2204	2407	42603	
246 CZECHO S			1900	7812	
355 ISRAEL	5	167	4345	36652	
516 HONG KONG	579	3175	64222	145050	
559 JAPAN	11948	53629	215253	664947	
990 U STATES	2426	13485	40839	335629	
	17052	109038	402039	2532015	
DRESSES JUMPERS COT EXC KNIT	NO				3914
1 U KINGDOM	29	198	2304	19163	
43 AUSTRIA	18	162	126	1944	
53 FINLAND	68	727	538	5388	
54 FRANCE	117	883	4921	43819	
55 GERMANY W			459	2344	
67 ITALY	397	3406	6629	39688	
73 NETHRLNDS			247	586	
78 PORTUGAL			120	130	
82 SPAIN	1	104	2402	4159	
85 SWEDEN			298	2895	
86 SWITZRLND	23	649	653	12032	
355 ISRAEL			65	443	
516 HONG KONG			2500	3395	
559 JAPAN			28296	21696	
567 PHIL	9180	2762	51114	18885	
578 TAIWAN			6495	4453	
990 U STATES	11879	50848	348032	1212825	
	21712	59739	455199	1393845	
DRESSES JUMPERS SYNTH EXC KNIT	NO				3915
1 U KINGDOM	7	583	3011	64863	
43 AUSTRIA			181	3177	
44 BELG LUX	3	392	301	1564	
54 FRANCE	45	1368	1594	58816	
55 GERMANY W	30	369	434	4033	
67 ITALY	43	598	1240	15938	
73 NETHRLNDS			21	106	
85 SWEDEN			154	2496	
86 SWITZRLND	43	1796	702	35467	
516 HONG KONG	114	514	1547	5840	
559 JAPAN	288	209	12378	10346	
614 AUSTRALIA			14	229	
990 U STATES	10610	87013	242972	1515275	
	11183	92842	264549	1718150	
DRESSES JUMPERS EXC KNIT N O P	NO				3916
1 U KINGDOM	193	2516	6339	130886	
43 AUSTRIA	8	190	203	4335	
44 BELG LUX	1498	3720	4866	15902	
49 DENMARK			148	1308	
54 FRANCE	75	2646	2818	169390	
55 GERMANY W	30	453	390	7969	
64 IRELAND			144	2388	
67 ITALY	365	6324	7182	74751	
73 NETHRLNDS			295	604	
82 SPAIN	5	390	38	2767	
85 SWEDEN	1	56	181	4022	
86 SWITZRLND	114	3374	1777	98133	
516 HONG KONG	91	1167	1991	19868	
559 JAPAN			3725	25700	
990 U STATES	5395	87552	102195	1219315	
	7775	108388	132292	1777338	
SPORTS COATS AND BLAZERS	NO				3917
1 U KINGDOM	355	5713	11038	160424	
43 AUSTRIA			749	9312	
44 BELG LUX			92	1380	
49 DENMARK			75	1264	
54 FRANCE	13	282	848	11010	
55 GERMANY W	128	1822	1648	18663	
67 ITALY	14	244	1111	23250	
73 NETHRLNDS	8	238	144	4549	
76 NORWAY	63	725	1648	7169	
82 SPAIN	40	648	833	10539	
85 SWEDEN			87	1816	
86 SWITZRLND			486	6530	
245 BULGARIA	14	289	464	8503	
516 HONG KONG	94	568	359	2162	
559 JAPAN	1159	3058	48298	102177	
990 U STATES	1718	12571	24533	153420	
	3606	26158	92413	521168	
OVERALLS	NO				3918
44 BELG LUX			176	505	
73 NETHRLNDS			947	2449	
76 NORWAY			72	433	
990 U STATES	1349	5287	36760	100301	
	1349	5287	37955	103688	
PANTS BREECHES MENS BOYS WOOL	NO				3919
1 U KINGDOM	1934	11986	31429	283493	
43 AUSTRIA	107	1512	859	10628	

IMPORTS BY COMMODITIES AND COUNTRIES

Commodity and Country	DECEMBER 1961		JANUARY TO DECEMBER 1961		Class Number
	Quantity	Value (\$)	Quantity	Value (\$)	
54 FRANCE	12	166	621	7544	
55 GERMANY W	281	5451	3436	53238	
67 ITALY	214	1076	2702	20262	
73 NETHRLNDS			1012	6636	
76 NORWAY			252	3272	
85 SWEDEN			45	609	
86 SWITZRLND	49	687	185	2956	
277 POLAND			274	894	
288 YUGO SLAV			8556	31510	
355 ISRAEL	192	1298	1141	7498	
559 JAPAN	1568	7001	21864	78898	
614 AUSTRALIA			48	566	
990 U STATES	62	427	16865	38457	
	4419	29604	89289	546461	
PANTS BREECHES MENS BOYS COTT	NO				3920
1 U KINGDOM	40	343	2157	7536	
54 FRANCE			99	756	
55 GERMANY W	129	599	1553	7906	
67 ITALY	55	709	162	2240	
82 SPAIN			6554	18056	
86 SWITZRLND			122	885	
246 CZECHO S			13406	23459	
355 ISRAEL			100	666	
516 HONG KONG	82192	62382	1492069	1306315	
559 JAPAN	1512	1271	550438	529250	
578 TAIWAN			996	855	
668 U S OCEA			6912	3827	
990 U STATES	2651	6546	208610	436505	
	86579	71850	2283178	2338256	
PANTS BREECHES MENS BOYS N O P	NO				3921
1 U KINGDOM	148	1560	1142	8899	
43 AUSTRIA	108	917	497	5164	
55 GERMANY W	42	406	286	3448	
67 ITALY			23	563	
73 NETHRLNDS			228	1240	
76 NORWAY	588	2138	6291	23188	
86 SWITZRLND			350	4998	
516 HONG KONG			221460	154337	
559 JAPAN	59936	73277	1053158	1130488	
990 U STATES	980	4842	32605	121372	
	61802	83140	1316040	1453697	
RAINCOATS TEXTILE COATD IMPRGN	NO				3922
1 U KINGDOM	42	708	5678	74200	
44 BELG LUX			218	2253	
54 FRANCE	5	56	354	5452	
55 GERMANY W			464	5392	
67 ITALY			459	7114	
76 NORWAY			3625	14864	
85 SWEDEN			127	2440	
86 SWITZRLND			110	1383	
516 HONG KONG	285	2937	13000	54845	
559 JAPAN	2524	6747	178695	352399	
990 U STATES	92	949	15473	79755	
	2948	11397	218203	600097	
RAINCOATS N O P	NO				3923
1 U KINGDOM	41	167	6069	20690	
44 BELG LUX	3	64	64	1052	
49 DENMARK			3	85	
55 GERMANY W			1250	1522	
64 IRELAND	132	297	4000	6408	
76 NORWAY			1174	5834	
516 HONG KONG			28557	16549	
559 JAPAN	4446	2965	626734	312023	
990 U STATES	96	657	12227	25499	
	4718	4150	680078	389662	
SHIRTS COTTON EXCEPT KNITTED	NO				3924
1 U KINGDOM	550	1951	17483	49028	
43 AUSTRIA			632	1378	
54 FRANCE	28	71	1166	5613	
55 GERMANY W	1443	2466	10097	16084	
67 ITALY	661	1908	10614	29758	
73 NETHRLNDS			146	217	
82 SPAIN	8736	3205	8736	3205	
85 SWEDEN			189	628	
86 SWITZRLND	182	933	2853	12216	
246 CZECHO S			171	277	
277 POLAND	22238	17052	194469	145070	
279 RDUMANIA			48000	40492	
516 HONG KONG	70613	38158	936820	639952	
519 INDIA			7044	8752	
553 CHINA COM	11160	4638	185617	107363	
559 JAPAN	191703	118766	3306878	1974199	
578 TAIWAN	47688	21719	262130	128267	
668 U S OCEA			23616	7263	
824 JAMAICA	2880	2135	83844	53928	
828 TRINIDAD			70	173	
874 MEXICO			100	373	
990 U STATES	19830	37614	416964	721401	
	377712	250616	5517639	3945637	
SHIRTS SYNT FIBRES EXC KNITTED	NO				3925
1 U KINGDOM	23	165	267	1181	
44 BELG LUX			96	184	
54 FRANCE			132	722	
67 ITALY			366	604	
86 SWITZRLND			54	178	
516 HONG KONG	3000	1100	98114	62790	

IMPORTS BY COMMODITIES AND COUNTRIES

Commodity and Country	DECEMBER 1961		JANUARY TO DECEMBER 1961		Class Number
	Quantity	Value (\$)	Quantity	Value (\$)	
559 JAPAN	111780	60354	1615069	1021550	
567 PHIL			1746	2328	
578 TAIWAN			25563	8192	
990 U STATES	3507	11930	71612	173253	
SHIRTS EXCEPT KNITTED N O P	118310	73549	1813019	1270982	3926
1 U KINGDOM	40	333	1737	9684	
54 FRANCE			130	500	
64 IRELAND			191	1252	
67 ITALY	268	1443	2334	14309	
73 NETHRLNDS			209	419	
86 SWITZRLND			55	293	
287 U S S R			175	583	
559 JAPAN			2440	5511	
614 AUSTRALIA			48	284	
990 U STATES	120	735	8162	19118	
SHORTS OUTERWEAR EXCPT KNITTED	428	2511	15481	51953	3927
1 U KINGDOM	401	2031	4275	16944	
54 FRANCE	48	86	385	1360	
67 ITALY			1094	4320	
86 SWITZRLND			82	486	
516 HONG KONG	96	54	674195	261264	
559 JAPAN			266397	125220	
578 TAIWAN			53472	13861	
990 U STATES	590	1784	42469	63884	
SKIRTS EXCEPT KNITTED	1135	3955	1042369	487339	3928
1 U KINGDOM	180	963	12090	76076	
43 AUSTRIA	25	67	161	1039	
44 BELG LUX	400	828	1111	2166	
53 FINLAND			27	464	
54 FRANCE	73	410	728	7449	
55 GERMANY W	9	63	51	415	
59 GREECE			30	120	
64 IRELAND			215	1906	
67 ITALY			11801	28880	
73 NETHRLNDS			572	2530	
85 SWEDEN			157	1724	
86 SWITZRLND	41	286	953	7174	
355 ISRAEL			137	630	
516 HONG KONG			32569	21145	
559 JAPAN	6480	4261	297209	199640	
614 AUSTRALIA			75	994	
864 GUATEMALA	18	55	353	1215	
874 MEXICO			258	765	
990 U STATES	1408	6694	57614	172222	
SUITS FINE SLACK SPRT EXC KNIT	8634	13627	416111	526554	3929
1 U KINGDOM	306	21889	9865	402819	
43 AUSTRIA	58	884	403	6791	
44 BELG LUX			523	1522	
54 FRANCE	84	1659	1669	71654	
55 GERMANY W	26	660	131	2970	
59 GREECE			1	75	
64 IRELAND			277	13460	
67 ITALY	23	628	1983	52974	
73 NETHRLNDS	11	360	185	4421	
82 SPAIN			15	666	
85 SWEDEN	6	451	128	6548	
86 SWITZRLND	10	687	397	12675	
277 POLAND			200	3002	
355 ISRAEL	6	138	341	3822	
516 HONG KONG	22	752	265	5370	
559 JAPAN	550	3527	14214	85967	
990 U STATES	789	16714	29889	424565	
OUTERWR SETS WMM GIRLS EX KNIT	1891	48349	60486	1099301	3930
1 U KINGDOM	13	129	1522	32174	
43 AUSTRIA	8	62	68	1063	
44 BELG LUX			108	294	
54 FRANCE	42	822	983	35201	
55 GERMANY W			44	1645	
67 ITALY	155	2382	1895	24243	
85 SWEDEN			10	576	
86 SWITZRLND			273	6512	
516 HONG KONG	2837	3837	29297	21991	
559 JAPAN	7212	7803	801601	615421	
578 TAIWAN			3869	1232	
990 U STATES	1021	6723	46738	179376	
PANTS SLACKS WMM GIRLS EX KNIT	11288	21758	886408	919728	3931
1 U KINGDOM	50	735	2862	21516	
43 AUSTRIA			1299	12934	
54 FRANCE	804	10333	3805	40001	
55 GERMANY W	306	4319	4039	61564	
67 ITALY	28	122	47661	85357	
73 NETHRLNDS			5	66	
76 NORWAY	12	124	204	2155	
85 SWEDEN			39	474	
86 SWITZRLND	48	538	1412	19649	
355 ISRAEL			88	466	
516 HONG KONG	25479	14749	910848	527551	
519 INDIA			30	170	
559 JAPAN	23122	20717	1102101	747075	
578 TAIWAN	1080	335	76444	40995	

IMPORTS BY COMMODITIES AND COUNTRIES

Commodity and Country	DECEMBER 1961		JANUARY TO DECEMBER 1961		Class Number	
	Quantity	Value (\$)	Quantity	Value (\$)		
614 AUSTRALIA			24	278		
668 U S OCEA			16128	9907		
990 U STATES	2448	9128	77926	122162		
SCARVES SHAWLS STOLES WOVN FAB	53377	61100	2244915	1769320		
1 U KINGDOM	NO	1913	5204	142047	227868	3932
43 AUSTRIA			452	539		
44 BELG LUX	1011	800	114657	71236		
54 FRANCE	1901	1847	94650	85170		
55 GERMANY W	18589	10277	151754	94070		
64 IRELAND			305	294		
67 ITALY	8315	5110	78157	57625		
82 SPAIN			1610	1529		
86 SWITZRLND	1223	1100	13324	20256		
246 CZECHO S			25278	11992		
516 HONG KONG			360	306		
519 INOIA	360	319	1321	3733		
559 JAPAN	56182	23588	661027	202052		
990 U STATES	1440	1224	103298	78095		
OUTERWEAR EXCEPT KNITTED N O P	90934	49469	1388240	854765		
1 U KINGDOM	NO	1153	10670	47273	276356	3939
43 AUSTRIA			2959	12919		
44 BELG LUX	1171	3036	11199	24422		
49 DENMARK			121	867		
53 FINLAND			103	911		
54 FRANCE	146	1256	7422	37175		
55 GERMANY W	1149	1430	6372	20017		
64 IRELAND			557	1861		
67 ITALY	830	3169	11797	43788		
73 NETHRLNDS	38	1120	7195	10990		
76 NORWAY			1467	3445		
78 PORTUGAL			24	181		
82 SPAIN			253	2071		
85 SWEDEN	1	89	181	686		
86 SWITZRLNO	2	129	3434	11927		
288 YUGO SLAV	80	718	2520	3920		
355 ISRAEL	36	446	3263	4528		
516 HONG KONG	30387	19829	376657	229459		
519 INOIA	20	121	495	2545		
553 CHINA COM			20	300		
559 JAPAN	34447	43837	1390076	1146962		
578 TAIWAN			41695	25329		
990 U STATES	36360	60095	531771	874468		
SUITS AND DRESSES KNITTED	105820	145945	2446854	2735127		
1 U KINGDOM	NO	2231	34136	31542	418369	3940
43 AUSTRIA		651	9780	9277	134777	
44 BELG LUX		625	1045	14824	65388	
49 DENMARK		33	299	751	12790	
54 FRANCE	5027	48273	47462	415099		
55 GERMANY W		84	1923	5182	31446	
67 ITALY	4941	66009	61319	734154		
73 NETHRLNDS			1893	4834		
82 SPAIN			144	651		
85 SWEDEN			515	8096		
86 SWITZRLND	904	20319	10120	224748		
355 ISRAEL	130	1396	6145	71051		
559 JAPAN			2522	10608		
990 U STATES	4256	35257	62096	453081		
SWEATERS CARDIGANS KNIT WOOL	18882	218437	253792	2585092		
1 U KINGDOM	NO	41721	174927	663136	2915842	3941
43 AUSTRIA		837	7202	14183	125757	
44 BELG LUX				7114	16088	
49 DENMARK		4	59	1730	16540	
53 FINLAND	208	1502	316	2429		
54 FRANCE	3121	9284	45634	158685		
55 GERMANY W	642	5920	10576	71452		
64 IRELAND		78	1037	1520	8074	
67 ITALY	6321	25142	151261	548252		
73 NETHRLNDS	114	528	6528	14966		
76 NORWAY	624	4502	5808	41627		
82 SPAIN	360	410	5409	10029		
85 SWEDEN			2874	21181		
86 SWITZRLND	880	6946	7823	58005		
277 POLAND	265	455	265	455		
288 YUGO SLAV	83	918	83	918		
355 ISRAEL	17	128	21302	144829		
516 HONG KONG			2458	17842		
559 JAPAN	587	1370	63182	146744		
614 AUSTRALIA			142	1188		
990 U STATES	2615	13226	26951	165493		
SWEATERS CARDIGANS KNIT SYNTH	58477	253556	1038295	4486396		
1 U KINGDOM	NO	79	385	17806	45131	3942
43 AUSTRIA			220	1884		
44 BELG LUX			8351	11953		
54 FRANCE	86	416	4252	15021		
55 GERMANY W	146	932	1383	3057		
67 ITALY	10	126	5912	8503		
73 NETHRLNDS			978	940		
86 SWITZRLND			160	1149		
559 JAPAN	5241	2223	18761	31237		
990 U STATES	8906	39213	90616	300848		
	14468	43295	148439	419723		

IMPORTS BY COMMODITIES AND COUNTRIES

Commodity and Country	DECEMBER 1961		JANUARY TO DECEMBER 1961		Class Number
	Quantity	Value (\$)	Quantity	Value (\$)	
SWEATERS CARDIGANS KNITTED NOP	N0				3943
1 U KINGDOM	174	319	49254	75995	
43 AUSTRIA			1656	7637	
44 BELG LUX			4828	5354	
54 FRANCE	689	1961	6730	15172	
55 GERMANY W			6929	11723	
67 ITALY	480	2149	10083	30498	
73 NETHRLNDS			29378	18959	
76 NORWAY	12	51	103	853	
82 SPAIN			90467	22511	
85 SWEDEN			109	685	
86 SWITZRLND			2682	10367	
516 HONG KONG	6540	2745	33869	14197	
559 JAPAN	1156	362	61522	21977	
990 U STATES	2062	5588	19091	43642	
	11113	13175	316701	279570	
SHIRTS AND SWEATSHIRTS KNITTED	N0				3944
1 U KINGDOM	502	901	301839	238822	
43 AUSTRIA			1226	2962	
44 BELG LUX			2258	3565	
54 FRANCE	165	295	4556	9378	
55 GERMANY W	229	492	3114	4647	
64 IRELAND			2652	1338	
67 ITALY	14550	6077	30364	50599	
73 NETHRLNDS			1866	984	
76 NORWAY			587	630	
82 SPAIN	60400	10881	326359	58381	
86 SWITZRLND			7123	8427	
516 HONG KONG	6096	2841	440170	129348	
519 INDIA			12000	2711	
527 PAKISTAN			22800	3716	
559 JAPAN	203276	41322	4178213	1073289	
578 TAIWAN			13200	3812	
990 U STATES	4511	4782	353149	371954	
	289729	67591	5701476	1964563	
OUTERWEAR KNITTED N O P	N0				3949
1 U KINGDOM	6283	20850	215726	606569	
43 AUSTRIA	232	2352	11728	82119	
44 BELG LUX	5756	8302	81773	129134	
49 DENMARK			2708	10414	
54 FRANCE	1517	5745	31401	174080	
55 GERMANY W	4264	4141	58464	61743	
64 IRELAND			580	2863	
67 ITALY	3757	23018	64680	305817	
73 NETHRLNDS	431	844	51385	61391	
76 NORWAY	24	330	641	2194	
82 SPAIN	360	238	8161	7357	
85 SWEDEN	111	391	1368	6543	
86 SWITZRLND	1484	10109	13113	79921	
355 ISRAEL	159	919	3581	12022	
516 HONG KONG	35616	14038	369578	142759	
559 JAPAN	113073	47945	1202992	593630	
614 AUSTRALIA	12	321	145	1903	
990 U STATES	22946	62042	772703	1108955	
	196025	201585	2890727	3389414	
HOSIERY MENS AND BOYS WOOL	DZ PR				3950
1 U KINGDOM	7686	43583	188042	1158150	
43 AUSTRIA	41	632	162	2324	
55 GERMANY W			76	949	
64 IRELAND			339	1866	
67 ITALY	415	2873	2018	14374	
73 NETHRLNDS			75	495	
76 NORWAY	20	384	1977	14326	
86 SWITZRLND			58	837	
990 U STATES	35	407	1282	9018	
	8197	47879	194029	1202339	
HOSIERY MENS BOYS SYNTH FIBRES	DZ PR				3951
1 U KINGDOM	829	4868	48452	214670	
54 FRANCE	60	322	4417	24430	
55 GERMANY W			427	2087	
67 ITALY			679	3535	
73 NETHRLNDS			124	549	
86 SWITZRLND			811	7415	
246 CZECHOS			700	2268	
355 ISRAEL	500	1760	2235	7181	
516 HONG KONG			289	704	
559 JAPAN	200	381	35495	75285	
990 U STATES	5912	24045	98520	405391	
	7501	31376	192149	743515	
HOSIERY MENS AND BOYS N O P	DZ PR				3952
1 U KINGDOM	585	2072	5228	25665	
54 FRANCE	54	276	800	4824	
55 GERMANY W			38	306	
73 NETHRLNDS			164	579	
82 SPAIN	100	462	788	2126	
86 SWITZRLND			620	5833	
990 U STATES	2031	8607	61611	209854	
	2770	11417	69249	249187	
HOSIERY SEAMLESS OR FULL FASHN	DZ PR				3953
1 U KINGDOM	568	3172	21929	122766	
53 FINLAND			30	344	
54 FRANCE	54	622	1049	7022	
55 GERMANY W	120	609	1596	8093	
67 ITALY			2093	4997	
73 NETHRLNDS			1275	7471	
82 SPAIN			15811	43028	

IMPORTS BY COMMODITIES AND COUNTRIES

Commodity and Country	DECEMBER 1961		JANUARY TO DECEMBER 1961		Class Number
	Quantity	Value (\$)	Quantity	Value (\$)	
246 CZECHO S			1000	3144	
277 POLAND			500	1354	
559 JAPAN			7070	24534	
990 U STATES	5565	34415	123313	814231	
	6307	38818	175666	1036984	
HOSIERY WOMENS AND GIRLS N O P	DZ PR				3954
1 U KINGDOM	1400	5363	25394	109585	
43 AUSTRIA	10	112	53	653	
53 FINLAND			15	247	
54 FRANCE	14	68	878	5806	
55 GERMANY W	13	58	755	3851	
73 NETHRLNDS			255	1333	
76 NORWAY			980	6047	
82 SPAIN	150	466	160	644	
86 SWITZRLND			88	1305	
277 POLAND			200	839	
559 JAPAN			1962	8932	
990 U STATES	903	4275	8749	38236	
	2490	10342	39489	177478	
HOSIERY CHILDRENS AND INFANTS	DZ PR				3959
1 U KINGDOM	749	1792	91711	257115	
53 FINLAND			14	225	
54 FRANCE			201	1158	
55 GERMANY W			164	940	
73 NETHRLNDS	340	1134	739	2446	
559 JAPAN			677	2888	
990 U STATES	1213	3564	92331	280269	
	2302	6490	185837	545041	
HATS WOMENS	D0Z				3960
1 U KINGDOM	248	3496	6604	116086	
43 AUSTRIA	4	241	385	9469	
44 BELG LUX			198	5219	
49 DENMARK	4	135	101	3108	
54 FRANCE	26	1236	9898	148299	
55 GERMANY W			5198	58147	
67 ITALY	1193	11771	22313	199079	
86 SWITZRLND	133	2988	1514	54477	
246 CZECHO S	12	70	237	4391	
288 YUGO SLAV			31	439	
516 HONG KONG			1041	5366	
559 JAPAN	1210	6893	44515	164562	
824 JAMAICA			79	804	
874 MEXICO	6	53	1782	3532	
990 U STATES	2367	43314	96234	1348389	
	5203	70197	190130	2121367	
HEADSQUARES AND KERCHIEFS	D0Z				3968
1 U KINGDOM	288	3587	7566	73307	
43 AUSTRIA	70	1118	887	9376	
54 FRANCE	33	726	7909	44670	
55 GERMANY W	382	1193	1366	11840	
67 ITALY	3429	16827	37025	157199	
82 SPAIN			905	3108	
86 SWITZRLND	240	3900	14174	128532	
246 CZECHO S	157	2055	925	11074	
516 HONG KONG			326	802	
519 INDIA			60	867	
559 JAPAN	22498	46041	489010	964608	
990 U STATES			2030	8492	
	27097	75447	562183	1413875	
HEADWEAR N D P	D0Z				3969
1 U KINGDOM	2472	20770	47818	335742	
43 AUSTRIA	24	380	662	8705	
44 BELG LUX	32	566	864	8423	
49 DENMARK			85	552	
54 FRANCE	310	2430	28973	60944	
55 GERMANY W	78	950	14868	86991	
67 ITALY	67	1490	8508	85992	
73 NETHRLNDS	2	195	686	5024	
76 NORWAY	9	91	588	5647	
82 SPAIN			413	2343	
85 SWEDEN			113	348	
86 SWITZRLND	35	693	1075	13563	
288 YUGO SLAV	59	199	997	3436	
516 HONG KONG	100	102	2795	9565	
559 JAPAN	6159	16551	148345	287361	
874 MEXICO	3262	4286	11265	11351	
990 U STATES	18598	40663	265840	654815	
	31207	89366	533895	1580802	
GLDVES AND MITTENS KNITTED	DZ PR				3970
1 U KINGDOM	7	181	3568	41065	
43 AUSTRIA			49	958	
44 BELG LUX			58	581	
54 FRANCE	244	3277	1441	15579	
55 GERMANY W			2690	22387	
67 ITALY	29	238	9803	52048	
73 NETHRLNDS			195	1262	
82 SPAIN			34	469	
85 SWEDEN			20	501	
86 SWITZRLND			1362	18305	
246 CZECHO S	125	490	125	490	
355 ISRAEL			1320	4822	
516 HONG KONG	10201	31178	160018	485240	
553 CHINA COM			3803	9803	
559 JAPAN	6032	20742	254295	904451	
578 TAIWAN			5300	13542	
990 U STATES	515	2377	17525	100369	
	17153	58483	461606	1671872	

IMPORTS BY COMMODITIES AND COUNTRIES

Commodity and Country	DECEMBER 1961		JANUARY TO DECEMBER 1961		Class Number	
	Quantity	Value (\$)	Quantity	Value (\$)		
GLOVES MITTENS WOVM SYN FIBRES	DZ PR				3971	
1 U KINGDOM	9	169	1440	16227		
19 MALTA	15	208	606	4536		
43 AUSTRIA			2819	17247		
54 FRANCE	140	1807	934	11338		
55 GERMANY W	6298	30297	42830	251760		
67 ITALY	17	159	13511	64784		
246 CZECHO S	1000	3048	8756	31042		
516 HONG KONG	3272	6862	70666	228007		
553 CHINA COM			17150	45179		
559 JAPAN	4073	13826	197293	667064		
990 U STATES	251	3043	7886	67295		
	15075	59419	363891	1404479		
GLOVES AND MITTENS WOVEN N O P	DZ PR				3972	
1 U KINGDOM	191	2508	5189	52037		
19 MALTA			1560	16588		
43 AUSTRIA			21	228		
44 BELG LUX			157	1708		
54 FRANCE	48	763	2839	41529		
55 GERMANY W	23	316	9415	79116		
67 ITALY	616	1925	6705	41664		
86 SWITZRLND			225	2868		
245 BULGARIA			56	974		
246 CZECHO S	108	404	4279	14829		
516 HONG KONG	745	3435	51046	189694		
553 CHINA COM			4575	9888		
559 JAPAN	1598	3022	98481	314180		
990 U STATES	1033	6095	21827	104571		
	4362	18468	206375	869874		
GLOVES AND MITTENS LEATHER	DZ PR				3973	
1 U KINGDOM	180	7069	14870	438461		
43 AUSTRIA			25	1251		
44 BELG LUX	127	3861	1957	47360		
54 FRANCE	949	37108	17585	615402		
55 GERMANY W	530	18602	12267	351867		
59 GREECE			45	1049		
67 ITALY	1947	43526	31225	664288		
73 NETHRLNDS	10	312	1924	54337		
82 SPAIN	42	1167	524	11505		
85 SWEDEN	68	1074	353	5748		
86 SWITZRLND			13	474		
246 CZECHO S	148	2939	5718	93847		
288 YUGO SLAV			15	354		
553 CHINA COM			140	2393		
559 JAPAN	465	5680	9510	59879		
990 U STATES	213	4114	1070	26135		
	4679	125452	97241	2374350		
GLOVES RUBBER	DZ PR				3974	
1 U KINGDOM	2181	8540	40575	147604		
43 AUSTRIA	660	943	1207	1702		
54 FRANCE	1808	4890	3675	9924		
55 GERMANY W			517	2163		
67 ITALY			70	538		
73 NETHRLNDS			180	236		
246 CZECHO S	300	574	3281	5018		
516 HONG KONG	300	590	3925	8388		
559 JAPAN			380	1323		
614 AUSTRALIA	47	715	8688	24666		
990 U STATES	9358	41404	129131	537288		
	14654	57656	191629	738850		
GLOVES WORK AND SPECL PURP NOP	DZ PR				3979	
1 U KINGDOM			4266	20443		
55 GERMANY W			142	567		
67 ITALY			6	167		
516 HONG KONG	1500	1806	22580	24885		
553 CHINA COM	1000	1467	7050	8048		
559 JAPAN	328	469	37050	134283		
990 U STATES	6644	16449	125304	304566		
	9472	20191	196398	492959		
FUR GOODS APPAREL	N0					3980
1 U KINGDOM	13	1299	5385	18645		
49 DENMARK			4	3451		
53 FINLAND			1	300		
54 FRANCE	106	586	349	3422		
55 GERMANY W	1	113	26	894		
82 SPAIN			13	332		
86 SWITZRLND	84	660	197	2818		
262 HUNGARY			9	350		
287 U S S R			101	1018		
355 ISRAEL	1	1003	2	1497		
559 JAPAN	1	122	14911	14810		
744 ARGENTINA			3	1103		
752 BRAZIL			21	3493		
990 U STATES	1651	30274	34830	417835		
	1857	34057	55852	469968		
SAFETY HELMETS	N0				3987	
1 U KINGDOM			2625	13388		
49 DENMARK			150	552		
55 GERMANY W	4800	7473	18763	46596		
67 ITALY			1800	2512		
559 JAPAN			4650	7323		
990 U STATES	8294	26489	119307	420480		
	13094	33962	147295	490851		
SAFETY HELMET PARTS						3988
55 GERMANY W		1331		23750		
990 U STATES		36181		382384		
		37512		406134		

IMPORTS BY COMMODITIES AND COUNTRIES

Commodity and Country	DECEMBER 1961		JANUARY TO DECEMBER 1961		Class Number
	Quantity	Value (\$)	Quantity	Value (\$)	
MISCELLANEOUS APPAREL M O P	NO				3989
1 U KINGDOM	484	3521	6689	55292	
44 BELG LUX	32	141	332	2991	
54 FRANCE	864	4754	5395	60974	
55 GERMANY W	10	60	161	1131	
67 ITALY			215	2159	
73 NETHRLNDS	12	559	295	13562	
76 NORWAY			454	929	
85 SWEDEN	60	337	385	1864	
86 SWITZRLND			374	1951	
287 U S S R			30	250	
355 ISRAEL			3799	17219	
516 HONG KONG			14	120	
559 JAPAN	1739	4453	9072	14804	
990 U STATES	13703	54678	132833	385112	
	16904	68503	160048	558358	
HANDKERCHIEFS COTTON	DOZ				3990
1 U KINGDOM	8485	11291	216656	259025	
43 AUSTRIA	2614	3557	19321	26415	
54 FRANCE			257	1387	
55 GERMANY W			1430	2716	
73 NETHRLNDS			748	837	
86 SWITZRLNO	1947	4736	95300	169996	
246 CZECHO S	4148	5061	33369	38512	
262 HUNGARY	1000	518	5000	2518	
277 POLAND	2100	1784	4771	4943	
516 HONG KONG	84	177	6472	9750	
553 CHINA COM			35000	14913	
559 JAPAN	102615	55063	836230	452626	
990 U STATES	2860	6185	40452	88128	
	125853	88372	1295006	1071766	
HANDKERCHIEFS TEXTILE M O P	DOZ				3991
1 U KINGDOM	6187	20786	176235	386125	
43 AUSTRIA			1725	5216	
54 FRANCE	12	112	232	1384	
67 ITALY	196	1650	916	6219	
78 PORTUGAL			160	768	
86 SWITZRLND	52	364	5923	17178	
516 HONG KONG	3407	8869	30132	86870	
553 CHINA COM			220	1079	
559 JAPAN	14023	5401	31571	14238	
578 TAIWAN			191	585	
990 U STATES	24	160	1042	5685	
	23901	37342	248347	525347	
FOUNDATION GARMENTS	NO				3992
1 U KINGDOM			1676	2853	
53 FINLAND			78	306	
54 FRANCE	21	86	2194	5734	
55 GERMANY W	401	865	18156	54528	
73 NETHRLNDS			3613	5763	
516 HONG KONG	60048	8992	379973	54988	
559 JAPAN	66360	15606	994741	252727	
614 AUSTRALIA			28	108	
815 BERMUOA			3184	12237	
824 JAMAICA	7566	4154	53178	37008	
828 TRINIDAD	2370	3055	33420	32220	
990 U STATES	31026	58756	481874	786396	
	167792	91514	1972115	1244868	
HANOBAGS WALLETS COIN PURSES	DOZ				3993
1 U KINGDOM	1320	34010	29910	652772	
43 AUSTRIA	6	1818	283	9366	
44 BELG LUX	30	1043	985	27655	
49 DENMARK	2	74	28	1275	
54 FRANCE	347	26681	4538	216251	
55 GERMANY W	566	6687	12407	108622	
64 IRELAND	83	1367	1124	15625	
67 ITALY	545	11278	12137	272368	
73 NETHRLNDS	24	519	1037	13846	
76 NORWAY			45	1285	
82 SPAIN	119	5940	1704	64230	
85 SWEDEN			42	516	
86 SWITZRLND	2	172	100	1828	
246 CZECHO S			258	2398	
258 GERMANY E			6	308	
262 HUNGARY			3433	13357	
288 YUGO SLAV	78	1427	441	5867	
473 MOROCCO	568	3201	1217	10515	
516 HONG KONG	862	5370	11639	50122	
519 INDIA	24	633	137	2037	
559 JAPAN	6107	17896	123988	537419	
614 AUSTRALIA	3	461	138	1992	
622 NEW ZEAL			11	292	
744 ARGENTINA			15	684	
824 JAMAICA			1801	34739	
874 MEXICO	357	11288	8100	123453	
990 U STATES	35213	212059	313552	3584278	
	46256	341924	529076	5753100	
UMBRELLAS PARASOLS AND PARTS	DOZ				3994
1 U KINGDOM	3	410	171	8424	
43 AUSTRIA		327		327	
44 BELG LUX			8	398	
55 GERMANY W	3	3097	28	50542	
67 ITALY	7	2992	195	31149	
73 NETHRLNDS			38	954	
86 SWITZRLNO			3	201	
516 HONG KONG	411	1213	2723	7242	

IMPORTS BY COMMODITIES AND COUNTRIES

Commodity and Country	DECEMBER 1961		JANUARY TO DECEMBER 1961		Class Number
	Quantity	Value (\$)	Quantity	Value (\$)	
559 JAPAN	361	5305	31980	152935	3999
990 U STATES	25	14494	2774	337828	
	810	27838	37920	590000	
APPAREL ACCESSORIES N O P					
1 U KINGDOM		25695		311027	
43 AUSTRIA		214		11202	
44 BELG LUX		82		2923	
54 FRANCE		4269		87795	
55 GERMANY W		17869		267087	
64 IRELAND				4555	
67 ITALY		10558		94905	
73 NETHRLNDS		715		8362	
78 PORTUGAL		284		568	
82 SPAIN		257		6576	
85 SWEDEN				1096	
86 SWITZRLND		902		42061	
246 CZECHO S		751		1970	
355 ISRAEL				7394	
516 HONG KONG		7952		101135	
559 JAPAN		28997		348325	
824 JAMAICA				2006	
828 TRINIDAO				617	
867 HAITI				144	
874 MEXICO				1958	
990 U STATES		100600		1463762	
		199145		2765468	

IMPORTS BY COMMODITIES AND COUNTRIES

Commodity and Country	DECEMBER 1961		JANUARY TO DECEMBER 1961		Class Number
	Quantity	Value (\$)	Quantity	Value (\$)	
<u>GROUP 4</u>					
<u>WOOD WOOD PRODUCTS AND PAPER</u>					
CANE REED OR RATTAN					4002
55 GERMANY W				9753	
73 NETHRLNDS				374	
516 HONG KONG				10699	
519 INDIA				22024	
524 MALAYA				2361	
559 JAPAN				871	
567 PHIL				4202	
990 U STATES		394		10969	
		394		61253	
OSIERS WILLOWS AND BAMBOOS					4003
1 U KINGDOM				2559	
516 HONG KONG				192	
519 INDIA				52	
545 BURMA				309	
559 JAPAN		1148		9576	
744 ARGENTINA				1500	
990 U STATES		64		11246	
		1212		25434	
CORKWOOD UNMANUFACTURED					4011
78 PORTUGAL		72		3846	
82 SPAIN				1808	
990 U STATES		263		18983	
		335		24637	
HICKORY BILLETS					4022
990 U STATES		9520		98879	
		9520		98879	
POLES TELEGRAPH AND PILING	NO				4024
990 U STATES	2937	67567	51504	1363200	
	2937	67567	51504	1363200	
RAILWAY TIES	NO				4025
990 U STATES			75275	340321	
			75275	340321	
LOGS ROUND UNMANUFACTURED NOP	M FT				4026
990 U STATES	11902	781626	156513	8997475	
	11902	781626	156513	8997475	
HANDLE SHINGLE BOLTS FELLOES					4032
990 U STATES		6587		36015	
		6587		36015	
HUB LAST WAGON OAR GUN BLOCKS					4033
82 SPAIN				381	
990 U STATES		60337		780649	
		60337		781030	
TEAK AMARANTH TROPICAL WOODS					4041
1 U KINGDOM		2450		7683	
49 DENMARK				194	
55 GERMANY W				3410	
414 GHANA		5453		158903	
449 CONGO				17880	
454 FR EQ AFR				2832	
516 HONG KONG		4880		23133	
519 INDIA				1838	
524 MALAYA		609		48432	
529 B E I NES				2890	
545 BURMA				9306	
559 JAPAN				92957	
583 THAILAND		10493		89545	
614 AUSTRALIA				22361	
716 B GUIANA		453		29472	
752 BRAZIL		2160		3920	
755 CHILE				498	
763 ECUADOR		1157		5621	
855 DOM REP				897	
864 GUATEMALA				9458	
879 NICARAGUA				3089	
990 U STATES		13063		174504	
		40718		708823	
ASH WHITE	M FT				4042
990 U STATES	143	26073	1266	227904	
	143	26073	1266	227904	
CEDAR	M FT				4043
990 U STATES	196	26054	3657	466882	
	196	26054	3657	466882	
FIR	M FT				4045
990 U STATES	2662	250511	45464	4059417	
	2662	250511	45464	4059417	
GUMWOOD	M FT				4046
990 U STATES	96	11684	404	61192	
	96	11684	404	61192	
HEMLOCK	M FT				4047
990 U STATES	477	33667	6307	407265	
	477	33667	6307	407265	
HICKORY	M FT				4048
990 U STATES	2	333	52	8965	
	2	333	52	8965	
MAHOGANY	M FT				4049
414 GHANA	56	10010	1225	211883	
454 FR EQ AFR			166	32085	
457 FR W AFR			297	20085	

IMPORTS BY COMMODITIES AND COUNTRIES

Commodity and Country	DECEMBER 1961		JANUARY TO DECEMBER 1961		Class Number
	Quantity	Value (\$)	Quantity	Value (\$)	
462 FR AF NES			57	11136	
524 MALAYA		7968	58	8730	
559 JAPAN	956	173568	7428	1233053	
567 PHIL	109	16399	928	148680	
578 TAIWAN	24	3096	398	52128	
758 COLOMBIA	82	12852	2452	398121	
817 B HOND			165	52066	
869 HONDURAS			43	15903	
879 NICARAGUA			8	1660	
990 U STATES	92	27060	1759	440260	
OAK	1369	250953	14984	2625790	4050
559 JAPAN			32	8538	
990 U STATES	3844	491164	47826	6046238	
PINE SOUTHERN YELLOW OR PITCH	3844	491164	47858	6054776	4051
869 HONDURAS	23	5397	23	5397	
879 NICARAGUA			13	2923	
990 U STATES	216	38482	3593	673421	
PINE WHITE OR OTHER N O P	239	43879	3629	681741	4052
752 BRAZIL	30	3890	245	30966	
990 U STATES	1445	134822	24776	2294735	
POPLAR	1475	138712	25021	2325701	4053
990 U STATES	92	10799	1362	179808	
REDWOOD	92	10799	1362	179808	4054
990 U STATES	1379	231192	25054	4013213	
WALNUT	1379	231192	25054	4013213	4055
414 GHANA			13	3053	
990 U STATES	624	204093	5904	1994486	
LUMBER AND TIMBER HARDWOOD NOP	624	204093	5917	1997539	4056
559 JAPAN			65	12182	
990 U STATES	1200	120302	18553	1902746	
LUMBER AND TIMBER N O P	1200	120302	18618	1914928	4057
990 U STATES	275	16929	5077	373164	
HARDWOOD FLOORING	275	16929	5077	373164	4058
1 U KINGDOM			34	5539	
422 RHOD NYAS			7	1773	
516 HONG KONG	13	4816	37	11386	
559 JAPAN	10	1044	186	20610	
777 SURINAM			1	700	
990 U STATES	619	83332	10904	1624207	
PINE PONDEROSA AND SUGAR	642	89192	11169	1664215	4059
990 U STATES	2139	226546	29687	3035097	
PLYWOOD HARDWOOD	2139	226546	29687	3035097	4067
1 U KINGDOM	225111	24233	1162125	128441	
49 DENMARK	1134	425	1404	534	
53 FINLAND	823772	60120	2403934	174161	
54 FRANCE	868205	79227	4022318	347282	
55 GERMANY W	41236	4727	351292	38315	
67 ITALY	333928	33078	1046020	107227	
73 NETHRLNDS	282055	40155	1157258	156217	
82 SPAIN	56724	4924	299792	28558	
277 POLAND	11943	1637	45774	2636	
287 U S S R			1516007	66318	
288 YUGO SLAV			46946	7672	
355 ISRAEL	223514	17173	2007895	179197	
449 CONGO			341122	28480	
454 FR EQ AFR	145512	9692	8024946	583918	
559 JAPAN	4433122	391851	51106277	4058379	
578 TAIWAN	1311649	89044	11009885	658655	
614 AUSTRALIA			4758	941	
668 US OCEA			63550	4206	
777 SURINAM			112115	6580	
990 U STATES	204286	29310	4756267	732761	
PLYWOOD SOFTWOOD	8962191	785596	89479685	7310478	4069
85 SWEDEN			8472	526	
277 POLAND	89818	3428	129045	5105	
449 CONGO			48000	2401	
752 BRAZIL			11668	1562	
990 U STATES	123232	14971	2931561	254273	
LATHS	213050	18399	3128746	263867	4071
990 U STATES	755	1506	812	2682	
SHINGLES OF WOOD	755	1506	812	2682	4074
990 U STATES			12866	78309	
VENEERS OF ROSEWOOD ETC			12866	78309	4075
44 BELG LUX		5972		48506	
54 FRANCE		36007		236247	
55 GERMANY W		16635		319129	
73 NETHRLNDS		13755		31007	
449 CONGO		67181		386138	
454 FR EQ AFR		10453		22064	
457 FR W AFR				1311	
559 JAPAN				669	

IMPORTS BY COMMODITIES AND COUNTRIES

Commodity and Country	DECEMBER 1961		JANUARY TO DECEMBER 1961		Class Number
	Quantity	Value (\$)	Quantity	Value (\$)	
567 PHIL		19251		116713	
752 BRAZIL				1474	
990 U STATES		25750		446171	
VENEERS OF WOOD N O P		195004		1609429	4076
1 U KINGDOM		161		1046	
44 BELG LUX		884		23966	
49 DENMARK		7131		10308	
54 FRANCE				14050	
55 GERMANY W		7219		72063	
82 SPAIN				4371	
86 SWITZRLND		7625		7701	
288 YUGO SLAV				1141	
449 CONGO		6402		256637	
454 FR EQ AFR				11884	
457 FR W AFR				2034	
545 BURMA		920		920	
559 JAPAN				10411	
578 TAIWAN				792	
583 THAILAND				1609	
990 U STATES		172356		1932816	
VENEERS OF WOOD TAPED JOINTED		202698		2351749	4077
49 DENMARK				288	
545 BURMA				9354	
559 JAPAN				12137	
990 U STATES		3290		88750	
VENEERS AUSTRALIAN BLACKWOOD		3290		110529	4078
990 U STATES		31919		164565	
PLYWOOD FACED WITH METAL		31919		164565	4079
55 GERMANY W				8301	
990 U STATES		680		31186	
PULPWOOD		680		39487	4083
990 U STATES	CORD	11707	206726	3562891	
SAWDUST AND WOOD FLOUR		11707	206726	3562891	4084
990 U STATES		28591		447706	
WOOD UMANUFACTURED N O P		28591		447706	4085
990 U STATES		408		56959	
BARRELS EMPTY		408		56959	4091
54 FRANCE			149	622	
82 SPAIN			288	745	
614 AUSTRALIA		30	190	570	
990 U STATES		23694	80472	1038554	
STAVES OAK SAWN SPLIT OR CUT		23724	80562	1040491	4094
990 U STATES	M	112	21519	675071	
STAVES N O P		112	21519	675071	4097
990 U STATES	M	50	3690	78181	
HOOPS HEADS AND LINERS OF WOOD		50	3690	78181	4099
990 U STATES					
CORK SLABS BOARDS TILES N O P					4101
1 U KINGDOM		3488		13563	
49 DENMARK		1394		19378	
55 GERMANY W				322	
78 PORTUGAL		22156		111011	
82 SPAIN		74440		574851	
990 U STATES		5410		100583	
CORKS THREE FOURTHS IN OR LESS		106888		819708	4102
78 PORTUGAL	LB	381	1107	11440	
82 SPAIN				1066	
990 U STATES		25	90	2620	
CORKS OVER THREE FOURTHS INCH		406	1197	15126	4103
1 U KINGDOM	LB			919	
78 PORTUGAL		9517	9339	67487	
82 SPAIN		900	3373	14987	
990 U STATES		55	123	16336	
CORK SLABS BOARDS FOR MFRS		10472	12835	99729	4104
78 PORTUGAL			77223	1078610	
82 SPAIN			17757	59808	
990 U STATES			94980	673590	
MANUFACTURES OF CORKWOOD N O P				1812008	4105
1 U KINGDOM		430		47186	
73 NETHRLNDS		4333		44901	
78 PORTUGAL		4872		38924	
82 SPAIN		400		4337	
990 U STATES		8201		118497	
BILLETS OF WOOD FOR BATS		18236		253845	4112
990 U STATES		7717		76603	
WOOD HANDLES FOR AGRIC IMPL		7717		76603	4114
990 U STATES		31368		282870	
		31368		282870	

IMPORTS BY COMMODITIES AND COUNTRIES

Commodity and Country	DECEMBER 1961		JANUARY TO DECEMBER 1961		Class Number
	Quantity	Value (\$)	Quantity	Value (\$)	
HANDLES OF WOOD N O P					4 118
1 U KINGDOM		107		1470	
49 DENMARK		154		1155	
55 GERMANY W				8833	
85 SWEDEN				3425	
516 HONG KONG		856		6494	
559 JAPAN				1679	
752 BRAZIL				801	
990 U STATES		11658		256737	
		12775		280594	
SHAFTS OR HEADS FOR GOLF CLUBS					4 119
990 U STATES		9218		76703	
		9218		76703	
LASTS OF WOOD					4 120
1 U KINGDOM				375	
55 GERMANY W				698	
990 U STATES		1253		20283	
		1253		21356	
SULPHITE PULP BL DISSOLVING	CWT				4 130
427 UN SO AFR			102197	776700	
990 U STATES		13108	126476	154302	
		13108	126476	256499	1405358
				2182058	
SULPHITE PULP UNBLEACHED	CWT				4 132
990 U STATES		43770	262215	545095	
		43770	262215	545095	3254792
				3254792	
SULPHITE PULP BLEACHED N O P	CWT				4 133
85 SWEDEN			2241	14564	
990 U STATES		11177	73117	164396	
		11177	73117	166637	1047786
				1062350	
SULPHATE OR KRAFT PULP	CWT				4 134
990 U STATES		11818	78790	265333	
		11818	78790	265333	1897186
				1897186	
WOOD PULP MECHANICAL	CWT				4 135
990 U STATES				1387	
				1387	7929
				7929	
PULP OF STRAW OR VEG FIBRE N O P	CWT				4 136
1 U KINGDOM		232	5992	716	
990 U STATES		5734	53442	123834	
		5966	59434	124550	1087966
BOBBINS SHUTTLES AND SPOOLS					4 141
1 U KINGDOM		2186		9731	
55 GERMANY W				3504	
86 SWITZRLNO				446	
990 U STATES		24441		225362	
		26627		239043	
CASKETS COFFINS AND METAL PTS					4 142
990 U STATES		59497		555421	
		59497		555421	
CHARCOAL MADE FROM WOOD	TON				4 143
1 U KINGDOM				85	
990 U STATES		22	2226	5468	
		22	2226	5553	521037
				539128	
CHURNS N O P WASHBOARDS					4 144
1 U KINGDOM				1507	
49 DENMARK				6841	
55 GERMANY W		148		1592	
85 SWEDEN				2707	
288 YUGO SLAV				1559	
990 U STATES		1426		25143	
		1574		39349	
CLOTHES PINS AND PARTS	GROSS				4 145
1 U KINGDOM		1000	411	12597	
49 DENMARK		1000	326	52200	
55 GERMANY W				200	
67 ITALY				1440	
73 NETHRLNDS		5000	1838	28660	
85 SWEDEN		2000	647	32140	
246 CZECHO S		5000	1200	9000	
277 POLAND				1980	
516 HONG KONG				913	
559 JAPAN				102	
990 U STATES				200	
		14000	4422	139432	
				47209	
CRUTCHES OR STAFFS					4 146
1 U KINGDOM				135	
55 GERMANY W				401	
990 U STATES		2593		39806	
		2593		40342	
DOORS WOOD 6 FT X 2 FT OR OVER	NO				4 148
1 U KINGDOM				3136	
55 GERMANY W				582	
73 NETHRLNDS				105	
578 TAIWAN		433	2503	4485	
990 U STATES		2668	33693	18751	
		3101	36196	27059	13730
				2885	
				969	
				31976	
				404258	
				453818	
FIBRE AND MANUFACTURES N O P					4 150
1 U KINGDOM			663	14657	
54 FRANCE			1473	3852	
55 GERMANY W				2507	
67 ITALY				471	
85 SWEDEN				4289	
258 GERMANY E				1459	
559 JAPAN				3546	
990 U STATES		70695		1052569	
		72831		1083350	

IMPORTS BY COMMODITIES AND COUNTRIES

Commodity and Country	DECEMBER 1961		JANUARY TO DECEMBER 1961		Class Number
	Quantity	Value (\$)	Quantity	Value (\$)	
FURNITURE MAINLY OF WOOD					4151
1 U KINGDOM		13331		216738	
43 AUSTRIA				638	
44 BELG LUX		2228		18662	
49 DENMARK		120329		1135588	
53 FINLAND				3528	
54 FRANCE		3359		43185	
55 GERMANY W		10636		187586	
64 IRELAND				1089	
67 ITALY		12665		197696	
73 NETHRLNDS		5497		78825	
76 NORWAY		28938		223500	
78 PORTUGAL		1088		18797	
82 SPAIN		294		17576	
85 SWEDEN		20780		303200	
86 SWITZRLND		608		5648	
246 CZECHO S		29434		127969	
262 HUNGARY				673	
277 POLAND		2777		52856	
288 YUGO SLAV		32753		347633	
355 ISRAEL				490	
385 UAR EGYPT		60		719	
415 KENYA				118	
473 MOROCCO				1242	
516 HONG KONG		5706		196385	
519 INDIA		486		4017	
524 MALAYA				607	
553 CHINA COM				1230	
559 JAPAN		10652		193578	
774 PERU				315	
824 JAMAICA				3970	
864 GUATEMALA				1198	
874 MEXICO				2966	
990 U STATES		688864		8150809	
		990485		11539031	
MATCHES OF WOOD					4152
1 U KINGDOM		640		1915	
53 FINLAND				2134	
55 GERMANY W				2016	
67 ITALY		724		5856	
73 NETHRLNDS				418	
76 NORWAY				1101	
85 SWEDEN		140		69221	
246 CZECHO S		2080		8482	
262 HUNGARY				599	
277 POLAND				358	
559 JAPAN		830		6671	
990 U STATES		1899		32367	
		6313		131138	
MOULDINGS OF WOOD					4153
44 BELG LUX		441		1322	
53 FINLAND		3219		5523	
55 GERMANY W		1207		3999	
67 ITALY				330	
73 NETHRLNDS				1997	
76 NORWAY				362	
85 SWEDEN				458	
559 JAPAN				2249	
990 U STATES		4856		128930	
		9723		145170	
SKIS RACQUETS AND FRAMES BATS					4154
1 U KINGDOM		5606		65406	
43 AUSTRIA		76141		421706	
44 BELG LUX		383		10669	
49 DENMARK				1398	
53 FINLAND		844		1899	
54 FRANCE		4736		96992	
55 GERMANY W		30272		285678	
67 ITALY		9728		70613	
73 NETHRLNDS				26373	
76 NORWAY				19898	
85 SWEDEN		418		71597	
86 SWITZRLND		17597		92740	
246 CZECHO S		943		25908	
288 YUGO SLAV		6561		137758	
516 HONG KONG				433	
519 INDIA				372	
527 PAKISTAN		283		34801	
559 JAPAN		21632		475390	
614 AUSTRALIA				8491	
990 U STATES		39672		377993	
		214816		2226115	
WINDOW SASH OF WOOD					4155
99D U STATES		10916		206671	
		10916		206671	
WOOD BOXES CRATES AND SHOOKS					4156
1 U KINGDOM		50337		241413	
54 FRANCE				692	
55 GERMANY W				1104	
67 ITALY				1541	
73 NETHRLNDS				101	
82 SPAIN				6303	
85 SWEDEN				253	
288 YUGO SLAV				3605	
559 JAPAN		740		10073	
848 CUBA				1134	

IMPORTS BY COMMODITIES AND COUNTRIES

Commodity and Country	DECEMBER 1961		JANUARY TO DECEMBER 1961		Class Number
	Quantity	Value (\$)	Quantity	Value (\$)	
990 U STATES		56359		411402	
MANUFACTURES OF WOOD N O P		107436		677621	4157
1 U KINGDOM		20730		173013	
43 AUSTRIA		801		3562	
44 BELG LUX		142		1306	
49 DENMARK		3452		38147	
53 FINLAND		88		163	
54 FRANCE		6716		42757	
55 GERMANY W		7466		130146	
67 ITALY		4958		66223	
73 NETHRLNOS		119		10839	
76 NORWAY		70		4891	
82 SPAIN				11764	
85 SWEDEN		1872		35442	
86 SWITZRLNO		173		1881	
246 CZECHO S		1272		11667	
258 GERMANY E		173		2133	
277 POLAND		33290		54375	
287 U S S R		283		22865	
288 YUGO SLAV		1572		68853	
355 ISRAEL				447	
415 KENYA		469		3887	
425 TANGANYKA				3107	
427 UN SO AFR				499	
513 CEYLON				878	
516 HONG KONG		1030		26761	
519 INDIA		197		4538	
527 PAKISTAN		995		2194	
553 CHINA COM				515	
556 INDONESIA				519	
559 JAPAN		54306		731355	
578 TAIWAN		2125		45306	
614 AUSTRALIA				465	
622 NEW ZEAL				443	
777 SURINAM		24143		64643	
874 MEXICO		122		2538	
990 U STATES		279111		4983327	
		445675		6551449	
BOWLS TRAYS AND DISHES OF WOOD					4158
1 U KINGDOM		258		2776	
43 AUSTRIA				174	
49 DENMARK		3820		28678	
54 FRANCE				11441	
55 GERMANY W		244		4236	
67 ITALY		376		7880	
73 NETHRLNOS				252	
76 NORWAY				786	
85 SWEDEN		120		15496	
86 SWITZRLNO		94		343	
246 CZECHO S				82	
288 YUGO SLAV		1059		2312	
415 KENYA				51	
516 HONG KONG				2073	
519 INDIA		998		3274	
559 JAPAN		21034		232049	
567 PHIL				5461	
867 HAITI		589		1025	
990 U STATES		8130		74801	
		36722		393190	
PLAYING CARD STOCK	LB				4159
CARD STOCK BRISTOL BOARD N O P	LB				4161
1 U KINGDOM			5067	886	
55 GERMANY W	1689	1301	69755	40566	
73 NETHRLNOS	7288	1800	39455	7254	
85 SWEDEN			19838	1735	
990 U STATES	265118	60328	4452808	887966	
	274095	63429	4586923	932407	
CHIPBOARD NEWS BOARD	LB				4162
1 U KINGDOM			4480	265	
44 BELG LUX	41798	3509	167504	15005	
73 NETHRLNOS			23906	1143	
990 U STATES	4534035	361317	51651167	4274543	
	4575833	364826	51847057	4290956	
LEATHER BOARD LEATHEROID MFRS	LB				4163
1 U KINGDOM	45604	8697	429014	85499	
54 FRANCE	3410	663	813229	178492	
55 GERMANY W	6600	1278	8917	2167	
67 ITALY			26705	10807	
990 U STATES	4649	2145	168835	45188	
	60263	12783	1446700	322153	
MILLBOARD AND BINDERS BOARD	LB				4164
1 U KINGDOM			23841	5047	
990 U STATES	239379	27993	3340160	306850	
	239379	27993	3364001	311897	
PULPBOARD FOR MFR OF WALLBOARD	LB				4165
990 U STATES	4101746	199421	54536640	2516967	
	4101746	199421	54536640	2516967	
PULPBOARD TO WRAP ROLLS PAPER	LB				4166
990 U STATES	1470794	121264	9564489	696304	
	1470794	121264	9564489	696304	
HARDBOARD	LB				4168
44 BELG LUX			17535	898	
53 FINLAND	1679226	51680	7998501	271256	
54 FRANCE	214206	4264	1580076	34934	

IMPORTS BY COMMODITIES AND COUNTRIES

Commodity and Country	DECEMBER 1961		JANUARY TO DECEMBER 1961		Class Number
	Quantity	Value (\$)	Quantity	Value (\$)	
76 NORWAY			1414147	49810	
85 SWEDEN	1304001	47484	13012950	467121	
277 POLAND	259076	4522	1921721	36320	
990 U STATES	465402	42848	3685027	417163	
	3921911	150798	29629957	1277502	
BUILDING AND INSULATING BOARD	LB				4169
1 U KINGDOM			2640	433	
43 AUSTRIA			188974	3860	
53 FINLAND	193356	4527	1673957	42879	
54 FRANCE			56792	5845	
67 ITALY			20944	847	
76 NORWAY			5195741	188491	
85 SWEDEN			527311	18737	
277 POLAND			78025	957	
990 U STATES	802902	58313	11843048	1018676	
	996258	62840	19587432	1280725	
PULPBOARD OTHER FIBREBOARD NOP	LB				4170
1 U KINGDOM	10787	3341	135771	25930	
44 BELG LUX			18648	1801	
49 DENMARK			3446	408	
53 FINLAND			16000	1194	
55 GERMANY W			7099	798	
67 ITALY			5295	257	
73 NETHRLNOS			25727	1947	
85 SWEDEN			3228	1108	
86 SWITZRLNO	1805	1241	1805	1241	
990 U STATES	1177718	209083	11939163	2307491	
	1190310	213665	12156182	2342175	
ELECTRIC INSULATING PRESSBOARD	LB				4171
1 U KINGDOM	705	156	100901	23276	
85 SWEDEN			89395	14420	
86 SWITZRLNO	25911	5242	101207	18947	
990 U STATES	130487	34463	937252	240892	
	157103	39861	1228755	297535	
ROOFING FELT NOT COATED	LB				4172
990 U STATES	839580	27478	17964452	576761	
	839580	27478	17964452	576761	
PRESSBOARD N O P	LB				4173
1 U KINGDOM	4028	1185	21714	4273	
85 SWEDEN			37954	4919	
990 U STATES	410149	70441	4000733	628484	
	414177	71626	4060401	637676	
SHOEBOARDS	LB				4174
1 U KINGDOM	44647	5149	400983	63316	
44 BELG LUX	46569	9232	1011746	197433	
54 FRANCE			25240	5205	
55 GERMANY W			83880	17513	
990 U STATES	110560	34785	1295342	393553	
	201776	49166	2817191	677020	
PAPERBOARD FOR SHOEBOARDS	LB				4175
990 U STATES	19110	3260	671571	107593	
	19110	3260	671571	107593	
GYPNUM BOARD LATH ROCK LATH	LB				4176
990 U STATES	112503	3433	622452	18490	
	112503	3433	622452	18490	
LINER BOARD	LB				4177
990 U STATES	1243016	81082	16685307	1075587	
	1243016	81082	16685307	1075587	
CORRUGATING CONTAINR BOARD NOP	LB				4178
990 U STATES	2170543	115751	29965359	1569315	
	2170543	115751	29965359	1569315	
SOLID BLEACHED BOARD	LB				4180
53 FINLAND	20200	1570	40200	3057	
990 U STATES	1699932	186619	24226605	2492875	
	1720132	188189	24266805	2495932	
BOOK PAPER FOR PERIODICALS	LB				4181
1 U KINGDOM			1900	458	
85 SWEDEN			7880	1400	
990 U STATES	60248	9104	1261464	153567	
	60248	9104	1271244	155425	
BOOK PRINTING LITHO PAPER NOP	LB				4182
1 U KINGDOM			43462	13192	
67 ITALY	657	273	2180	952	
73 NETHRLNOS			29992	6675	
990 U STATES	551223	93024	4975111	1003433	
	551880	93297	5050745	1024252	
BOOK PRINTING PAPER COATEO NOP	LB				4183
1 U KINGDOM			34130	10468	
990 U STATES	473251	148316	6471115	1902931	
	473251	148316	6505245	1913399	
COATEO PAPERS FOR PERIODICALS	LB				4184
85 SWEDEN			29511	4701	
443 ALGERIA			31938	4298	
990 U STATES	527382	76165	6433053	900444	
	527382	76165	6494502	909443	
COVER PAPERS NOT PASTED COATED	LB				4185
1 U KINGDOM	4588	771	104346	46926	
990 U STATES	42888	11483	701178	194230	
	47476	12254	805524	241156	
COVER PAPERS PASTEO COATED	LB				4186
1 U KINGDOM			44206	21669	
990 U STATES	28736	8367	421194	154931	
	28736	8367	465400	176600	
SURFACE COATED PAPER N O P	LB				4187
1 U KINGDOM	36129	25364	709570	406996	
43 AUSTRIA			149	823	

IMPORTS BY COMMODITIES AND COUNTRIES

Commodity and Country	DECEMBER 1961		JANUARY TO DECEMBER 1961		Class Number
	Quantity	Value (\$)	Quantity	Value (\$)	
54 FRANCE			325	304	
55 GERMANY W			31181	23697	
73 NETHRLNDS			615	314	
85 SWEDEN			1628	218	
990 U STATES	174449	80229	2734521	1503580	
CARBON PAPER	210578	105593	3477989	1935932	
1 U KINGDOM	LB 2159	5152	71136	85080	4188
43 AUSTRIA	245	507	8334	6197	
54 FRANCE	130	227	889	1395	
990 U STATES	36348	23426	606262	374729	
WAXED PAPER FOR WRAPPING	38882	29312	686621	467401	
1 U KINGDOM	LB		19798	5798	4190
44 BELG LUX			2294	842	
55 GERMANY W			4996	2137	
954 ST PIERRE			893	669	
990 U STATES	70752	24728	1219610	513255	
GREASEPROOF AND GLASSINE PAPER	70752	24728	1247591	522701	
990 U STATES	LB 3420	733	380390	105872	4191
TISSUE WRAPPING PAPER	3420	733	380390	105872	
43 AUSTRIA	LB		8273	1990	4192
55 GERMANY W			534	142	
990 U STATES	5110	1074	237980	52690	
VEGETABLE PARCHMENT PAPER	5110	1074	246787	54822	
1 U KINGDOM	LB		89466	21217	4193
73 NETHRLNDS	13992	3529	5406	972	
990 U STATES	22439	7557	108783	39012	
WRAPPING PAPER KRAFT	41837	12058	203655	61201	
85 SWEDEN	LB		85716	6964	4195
990 U STATES	445818	49891	3959345	433430	
WRAPPING PAPER OILED COATED	445818	49891	4045061	440394	
1 U KINGDOM	LB		861	236	4196
85 SWEDEN	7135	1185	15170	2199	
990 U STATES	234049	72056	1854912	593342	
WRAPPING PAPER ALL KINDS N O P	241184	73241	1870943	595777	
1 U KINGDOM	LB		67815	12709	4197
53 FINLAND	69589	7840	865277	95879	
76 NORWAY	19840	2774	164755	22215	
85 SWEDEN			19434	2470	
990 U STATES	84046	19833	1703543	420844	
DUPLEX BACKING PAPER	173475	30447	2820824	554117	
990 U STATES	LB 53099	24920	705608	356363	4198
WRAPPER SHEETS AND HEADS	53099	24920	705608	356363	
990 U STATES	LB 411493	56097	2502896	308502	4200
BOND AND LEDGER PAPERS UNCUT	411493	56097	2502896	308502	
1 U KINGDOM	LB		8752	6653	4201
67 ITALY	1940	1727	6863	2795	
76 NORWAY			1586	1543	
990 U STATES	307988	55525	2937391	527315	
ENVELOPES	309928	57252	2954592	538306	
1 U KINGDOM	M 45	377	610	2965	4202
44 BELG LUX			69	367	
55 GERMANY W	10	74	316	1928	
67 ITALY			529	4438	
73 NETHRLNDS	10	58	117	644	
76 NORWAY			950	1411	
85 SWEDEN			290	846	
990 U STATES	3466	26763	48736	310239	
ONION SKIN AND MANIFOLO PAPER	3531	27272	51617	322838	
1 U KINGDOM	LB 3261	1445	34384	11599	4203
55 GERMANY W			9806	4613	
990 U STATES	20783	14752	770096	447473	
BOXED PAPER AND PAPETERIES	24044	16197	814286	463685	
1 U KINGDOM	LB 3615	2795	23576	16251	4204
43 AUSTRIA	311	291	2751	1911	
54 FRANCE			8417	8035	
55 GERMANY W			4333	2826	
73 NETHRLNDS			1994	1155	
85 SWEDEN			20350	6878	
86 SWITZRLND			5867	4133	
990 U STATES	21805	16789	422335	283828	
WASTE PAPER	25731	19875	489623	325017	
990 U STATES	CWT 63339	157177	825255	1930144	4209
ELECTRIC CABLE INSULATG PAPER	63339	157177	825255	1930144	
1 U KINGDDM	LB		57483	14565	4210
53 FINLAND			25995	4610	
55 GERMANY W			16468	6157	
67 ITALY			53635	10361	
990 U STATES	228254	130979	2193247	1129202	
	228254	130979	2346828	1164895	

IMPORTS BY COMMODITIES AND COUNTRIES

Commodity and Country	DECEMBER 1961		JANUARY TO DECEMBER 1961		Class Number
	Quantity	Value (\$)	Quantity	Value (\$)	
PHOTOGRAPHERS PAPERS					4211
1 U KINGDOM		13407		152644	
43 AUSTRIA				1840	
44 BELG LUX				1305330	
54 FRANCE				28289	
55 GERMANY W		7257		400153	
67 ITALY		6643		44108	
86 SWITZRLND				4702	
990 U STATES		378306		4437879	
		405613		6374945	
BLOTTING PAPER NOT PRINTED	LB				4212
1 U KINGDOM			5797	2108	
990 U STATES	25605	11581	300553	100002	
	25605	11581	306350	102110	
CIGARETTE PAPER UNGUMMED	LB				4213
990 U STATES	290382	144893	3513311	1718675	
	290382	144893	3513311	1718675	
CIGARETTE PAPERS IN PACKETS	M				4215
54 FRANCE	1750	34294	8450	166253	
990 U STATES			905	21490	
	1750	34294	9355	187743	
CREPE PAPER DECORATIVE ROLLS	LB				4216
1 U KINGDOM	720	468	9558	1892	
990 U STATES			10582	4720	
	720	468	20140	6612	
GUMMED PAPER	LB				4217
1 U KINGDOM	2982	1111	195992	64514	
55 GERMANY W		400	3376	1095	
990 U STATES	181261	82637	1977606	937643	
	185699	84148	2176974	1003252	
HANGINGS OR WALL PAPER	LB				4218
1 U KINGDOM	2212	677	100712	28593	
54 FRANCE			183	318	
516 HONG KONG			70	77	
559 JAPAN	1181	2633	19377	29069	
990 U STATES	141047	44303	1037308	555226	
	144440	47613	1157650	613283	
PAPER FOR SHOT SHELLS GUN WADS	LB				4219
1 U KINGDOM			27580	3628	
990 U STATES	98910	30772	538933	152084	
	98910	30772	566513	155712	
PAPIERMACHE WARE N O P	LB				4220
1 U KINGDOM	1783	943	7341	2948	
55 GERMANY W			931	900	
67 ITALY			1096	634	
559 JAPAN			17884	5667	
990 U STATES	18240	5490	210419	60376	
	20023	6433	237671	70525	
PAPER DECALCOMANIA	LB				4222
1 U KINGDOM			83262	30805	
990 U STATES	16822	8846	94733	55278	
	16822	8846	177995	86083	
PAPER MATRIX FOR PRINTING	LB				4223
1 U KINGDOM	1014	256	9626	1163	
73 NETHRLNDS			172	155	
990 U STATES	121388	62134	1332004	658559	
	122402	62390	1341802	659877	
PAPER MATTING	LB				4224
990 U STATES	12246	6601	193556	96947	
	12246	6601	193556	96947	
PAPER PHOTO BARYTA COATED	LB				4225
1 U KINGDOM			1982	2544	
990 U STATES	268958	103756	2645878	1115879	
	268958	103756	2647860	1118423	
SHINGLES OF PAPER OR FELT	LB				4226
990 U STATES	5935	191	317509	9889	
	5935	191	317509	9889	
RODGING SHEATHING PAPER PREPRD	LB				4227
1 U KINGDOM	14000	621	64152	4838	
990 U STATES	468450	61716	6476555	733122	
	482450	62337	6540707	737960	
TISSUE PAPER N O P	LB				4228
1 U KINGDOM			15349	3832	
43 AUSTRIA			5730	1988	
55 GERMANY W			1696	974	
990 U STATES	77456	19636	1634935	312094	
	77456	19636	1657710	318888	
TOILET PAPER	LB				4229
1 U KINGDOM			4728	1037	
990 U STATES	30089	4211	1725810	217624	
	30089	4211	1730538	218661	
TOWELS AND NAPKINS PLAIN	LB				4230
49 DENMARK			3397	1251	
990 U STATES	60447	12918	708458	164199	
	60447	12918	711855	165450	
WAXED STENCIL PAPER	LB				4231
1 U KINGDOM	82977	74413	585265	517028	
43 AUSTRIA	8256	4320	44045	21322	
49 DENMARK	2310	1443	34237	24759	
55 GERMANY W			2309	1620	
990 U STATES	3444	4499	63472	87710	
	96987	84675	729328	652439	
ALL KINDS OF PAPER N O P	LB				4232
1 U KINGDOM	28932	8752	413116	84194	
44 BELG LUX			24057	1964	
54 FRANCE	582	180	1694	840	

IMPORTS BY COMMODITIES AND COUNTRIES

Commodity and Country	DECEMBER 1961		JANUARY TO DECEMBER 1961		Class Number
	Quantity	Value (\$)	Quantity	Value (\$)	
55 GERMANY W	2625	466	12748	3041	
67 ITALY			774	396	
73 NETHRLNDS			8329	1475	
76 NORWAY			414	1027	
86 SWITZRLND			3840	3332	
559 JAPAN			6114	6553	
578 TAIWAN			3171	2451	
990 U STATES	741828	236010	9043630	3351434	
ABSORB TISSUE WADDNG STOCK NOP	773967	245408	9517887	3456707	
990 U STATES	LB				4234
	472027	96912	2954186	670907	
PAPER NAPKINS N O P	472027	96912	2954186	670907	
1 U KINGDOM	LB				4235
43 AUSTRIA	1904	971	26869	13480	
49 DENMARK	1441	676	12191	5181	
55 GERMANY W	9122	4090	66978	23327	
559 JAPAN			37427	19187	
990 U STATES	54391	15524	6239	5155	
	66858	21261	528627	206407	
CARBONIZING TISSUE PAPER	66858	21261	678331	272737	
1 U KINGDOM	LB				4236
990 U STATES	19194	10137	383133	264250	
	215837	53406	3116937	746032	
CABLE INSULATING PAPER N O P	235031	63543	3500070	1010282	
1 U KINGDOM	LB				4237
53 FINLAND	11558	2581	35042	8340	
67 ITALY			197184	29175	
85 SWEDEN			185312	30407	
990 U STATES	23679	8401	60793	7481	
	35237	10982	238949	92788	
CASH REGISTER PAPER	35237	10982	717280	168191	
55 GERMANY W	LB				4238
990 U STATES	3535	1144	8848	1827	
	3535	1144	225219	69503	
FILTER PAPER	3535	1144	234067	71330	
1 U KINGDOM	LB				4239
54 FRANCE	583	539	43549	21369	
55 GERMANY W			1047	401	
990 U STATES	120008	110543	3392	1646	
	120591	111082	1402744	1285265	
TABULATING PAPER AND STOCK	120591	111082	1450732	1308681	
990 U STATES	LB				4240
	148624	16204	2430129	265660	
BAGS AND SACKS OF PAPER	148624	16204	2430129	265660	
1 U KINGDOM	LB				4241
44 BELG LUX			9784	5256	
54 FRANCE			50451	15787	
55 GERMANY W			140	80	
67 ITALY			13640	6925	
73 NETHRLNDS			908	1222	
559 JAPAN	80	78	4078	786	
990 U STATES	613065	148374	1683	1002	
	613145	148452	6424421	1492774	
PAPER PROTECTORS FOR PLANTS	613145	148452	6505105	1523832	
1 U KINGDOM		264		17936	4242
73 NETHRLNDS				489	
990 U STATES		3039		54621	
		3303		73046	
CONTAINERS PAPERBOARD N O P	LB				4243
1 U KINGDOM	5426	5619	254179	79880	
43 AUSTRIA			3225	1155	
49 DENMARK			1228	513	
54 FRANCE	60	60	3515	1947	
55 GERMANY W	2692	827	6393	2959	
67 ITALY			1502	1093	
73 NETHRLNDS			12624	3900	
85 SWEDEN			4558	8232	
516 HONG KONG			8148	3054	
559 JAPAN	502	116	8557	3234	
990 U STATES	905170	329342	12275558	4026182	
	913850	335964	12579487	4132149	
MILK BOTTLE CAPS OF PAPER		249		2200	4244
990 U STATES		249		2200	
PAPER TUBES AND CONES FOR YARN	LB				4245
1 U KINGDOM	463	205	9545	2220	
55 GERMANY W	1876	1119	12110	10874	
990 U STATES	26562	12772	885337	265081	
	28901	14096	906992	278175	
PAPER PATTERNS BOOT AND SHOE					4246
990 U STATES		263		7235	
		263		7235	
TWINE OR YARN OF PAPER	LB				4248
85 SWEDEN			29828	4163	
990 U STATES	43344	8480	721659	155443	
	43344	8480	751487	159606	
MANUFACTURES OF PAPER N O P					4252
1 U KINGDOM		48389		346546	
43 AUSTRIA				6410	
44 BELG LUX		143		3788	
49 DENMARK		1642		14489	
54 FRANCE		367		8862	
55 GERMANY W		2798		88698	
64 IRELAND		324		10720	
67 ITALY		123		2482	

IMPORTS BY COMMODITIES AND COUNTRIES

Commodity and Country	DECEMBER 1961		JANUARY TO DECEMBER 1961		Class Number
	Quantity	Value (\$)	Quantity	Value (\$)	
73 NETHRLNDS		914		10093	
76 NORWAY				1887	
85 SWEDEN				3810	
86 SWITZRLND		181		10906	
258 GERMANY E		1027		2055	
516 HONG KONG		367		3447	
559 JAPAN		5733		89172	
886 P RICO				526	
990 U STATES		610933		7368058	
		672941		7971949	
PAPER CORES	LB				4253
990 U STATES		256929		3075090	
		256929		251270	
PAPER CUPS DISHES TABLEWARE					4254
1 U KINGDOM				7789	
559 JAPAN				1574	
990 U STATES		29056		820784	
		29056		830147	
PAPER DOILIES AND LACE PAPER	LB				4255
1 U KINGDOM		8557		89738	
49 DENMARK				5854	
55 GERMANY W				230	
990 U STATES		29563		409439	
		38120		211850	
		20768		505261	
PAPER NOVELTIES FLOWERS GAMES					4256
1 U KINGDOM		2729		125858	
43 AUSTRIA				636	
49 DENMARK		989		12710	
54 FRANCE				105	
55 GERMANY W				14716	
67 ITALY				3310	
73 NETHRLNDS				314	
86 SWITZRLND				133	
258 GERMANY E				6666	
516 HONG KONG		108		1244	
559 JAPAN		5858		53835	
990 U STATES		28306		453153	
		37990		672680	
PAPER PATTERNS N O P					4257
1 U KINGDOM				194	
54 FRANCE				1940	
990 U STATES		32899		572059	
		32899		574193	
SHIPPING CONTAINERS	LB				4258
1 U KINGDOM				268050	
55 GERMANY W				5024	
954 ST PIERRE				7941	
990 U STATES		475396		8472785	
		475396		937256	
		61748		8753800	
		61748		955355	
TRAYS FOR PACKAGING APPLES	LB				4259
990 U STATES		73579		1188675	
		73579		169165	
		11559		1188675	
		11559		169165	
PAPER MATCHES					4260
1 U KINGDOM				974	
67 ITALY		853		11674	
73 NETHRLNDS				859	
277 POLAND				1198	
559 JAPAN		315		23135	
990 U STATES		21196		297705	
		22364		335545	
ADMIRALTY CHARTS MANUSCRIPTS					4262
1 U KINGDOM		140		6121	
54 FRANCE				687	
73 NETHRLNDS				197	
86 SWITZRLND		218		2911	
614 AUSTRALIA				399	
874 MEXICO				1817	
990 U STATES		4860		63848	
		5218		75980	
BLUEPRINTS N O P AND HYDRO PLANS					4263
1 U KINGDOM		2890		238095	
44 BELG LUX		686		2237	
54 FRANCE				7519	
55 GERMANY W		17474		18895	
73 NETHRLNDS				371	
76 NORWAY				7311	
85 SWEDEN		75		486	
86 SWITZRLND				784	
427 UN SO AFR				100	
990 U STATES		308429		5563551	
		329554		5839349	
MUSIC					4265
1 U KINGDOM		3993		35965	
54 FRANCE		564		11531	
55 GERMANY W		138		2126	
67 ITALY		148		3157	
262 HUNGARY				226	
990 U STATES		26759		363717	
		31602		416722	
NEWSPAPER OR COMIC SECTIONS					4266
990 U STATES		124464		1607971	
		124464		1607971	
MAGAZINES NEWSPAPERS UNBOUND					4267
1 U KINGDOM		26254		308255	
44 BELG LUX		4394		22263	
54 FRANCE		86874		652692	

IMPORTS BY COMMODITIES AND COUNTRIES

Commodity and Country	DECEMBER 1961		JANUARY TO DECEMBER 1961		Class Number
	Quantity	Value (\$)	Quantity	Value (\$)	
55 GERMANY W		4965		55795	
59 GREECE		100		1600	
67 ITALY		14646		202816	
73 NETHRLNDS		246		13095	
86 SWITZRLND		6308		21626	
516 HONG KONG		1664		26624	
559 JAPAN		673		52448	
990 U STATES		2788648		32121341	
		2934772		33478555	
PHOTOGRAPHS NEWS ILLUSTRATION					4268
1 U KINGDOM		470		1845	
54 FRANCE		344		4991	
67 ITALY				112	
422 RHOD NYAS				144	
449 CONGO				704	
559 JAPAN				248	
990 U STATES		891		10871	
		1705		18915	
PHOTOGRAPHS CHROMOS N O P					4269
1 U KINGDOM		6785		154558	
43 AUSTRIA		236		1761	
44 BELG LUX				1964	
49 DENMARK		67		2519	
54 FRANCE		2126		12300	
55 GERMANY W		1812		37165	
67 ITALY		769		3825	
73 NETHRLNDS		1009		12620	
82 SPAIN				119	
85 SWEDEN				397	
86 SWITZRLNO		407		14662	
258 GERMANY E				722	
262 HUNGARY				203	
427 UN SO AFR				345	
516 HONG KONG		459		2829	
553 CHINA COM				478	
559 JAPAN		3476		43550	
614 AUSTRALIA				437	
874 MEXICO		254		1359	
990 U STATES		198480		2767894	
		215880		3059707	
PHOTOGRAPHS FOR REPRODUCTION					4271
1 U KINGDOM				2239	
73 NETHRLNDS				332	
990 U STATES		10037		136810	
		10037		139381	
TRANSFERS DECALCOMANIA					4272
1 U KINGDOM		7524		41349	
55 GERMANY W		50		175	
73 NETHRLNDS		174		174	
559 JAPAN				2318	
990 U STATES		34472		315468	
		42220		359484	
PAPER FOR DUPLICATING MACHINES	L8				4290
1 U KINGDOM		5100		9666	
990 U STATES		104641		695331	
		109741		704931	
ADVERTISING AND PRINTED MATTER	LB				4291
1 U KINGDOM		38620		501292	
43 AUSTRIA				1467	
44 BELG LUX		836		6015	
49 DENMARK		113		5786	
54 FRANCE		4088		74871	
55 GERMANY W		23510		444273	
64 IRELAND				506	
67 ITALY		784		16111	
73 NETHRLNDS		1388		61741	
76 NORWAY		356		1834	
78 PORTUGAL		657		657	
82 SPAIN				587	
85 SWEDEN		6005		39482	
86 SWITZRLND		10438		68913	
246 CZECHO S		171		1169	
258 GERMANY E		1008		1348	
287 U S S R		67		985	
516 HONG KONG		3434		12131	
559 JAPAN		2560		25760	
614 AUSTRALIA				1319	
874 MEXICO				1030	
990 U STATES		535105		7667639	
		629140		8831495	
PRINTED MATTER N O P					4292
1 U KINGDOM		10623		168419	
43 AUSTRIA				281	
44 BELG LUX		919		1345	
49 DENMARK				2261	
54 FRANCE		1040		3645	
55 GERMANY W		3408		39031	
67 ITALY		249		2892	
73 NETHRLNDS		656		13205	
85 SWEDEN				2424	
86 SWITZRLNO		1248		11710	
277 POLAND				456	
516 HONG KONG		106		2235	
559 JAPAN		5967		89261	
824 JAMAICA		552		683	
990 U STATES		280457		4005391	
		305225		4343239	

IMPORTS BY COMMODITIES AND COUNTRIES

Commodity and Country	DECEMBER 1961		JANUARY TO DECEMBER 1961		Class Number
	Quantity	Value (\$)	Quantity	Value (\$)	
CARDS FOR PLAYING	PACK				4 293
1 U KINGDOM	3659	1929	26550	10687	
43 AUSTRIA			98214	25504	
44 BELG LUX	14712	4135	40639	9692	
49 DENMARK			1152	190	
55 GERMANY W			4367	1133	
67 ITALY	5000	1258	17710	4665	
82 SPAIN			6984	1833	
262 HUNGARY			3120	235	
559 JAPAN			3146	801	
990 U STATES	14454	13349	247326	94622	
	37825	20671	449208	149362	
HAND MADE DRAWINGS OR DESIGNS					4 294
1 U KINGDOM				1086	
54 FRANCE		484		4100	
55 GERMANY W		1050		6912	
67 ITALY				1574	
990 U STATES		4962		79659	
		6496		93331	
LABELS TAGS TICKETS					4 295
1 U KINGDOM		5293		104441	
44 BELG LUX				248	
49 DENMARK		107		1347	
54 FRANCE		683		3027	
55 GERMANY W		52		5549	
67 ITALY				1364	
73 NETHRLNDS		690		4509	
316 CYPRUS				248	
443 ALGERIA				204	
559 JAPAN		1227		22158	
614 AUSTRALIA				669	
744 ARGENTINA				630	
769 PARAGUAY				573	
774 PERU				502	
824 JAMAICA				1392	
990 U STATES		88487		1311028	
		96539		1457889	
PICTORIAL POST CARDS FOLDERS	LB				4 296
1 U KINGDOM	3768	4665	65542	67016	
43 AUSTRIA			415	689	
44 BELG LUX			1487	1857	
49 DENMARK	158	127	10748	12152	
54 FRANCE	1124	2922	7364	9871	
55 GERMANY W	865	1033	47374	56595	
59 GREECE	240	340	312	471	
67 ITALY			9858	9926	
73 NETHRLNDS	90	120	659	795	
82 SPAIN			5901	7369	
85 SWEDEN			276	221	
86 SWITZRLND	31	93	1462	2546	
355 ISRAEL			1250	6062	
516 HONG KONG	137	140	938	1276	
519 INDIA			550	577	
559 JAPAN	206	191	5992	3419	
990 U STATES	119244	123262	1724378	1817791	
	125863	132893	1884506	1998633	
BIBLES PRAYER BOOKS HYMN BOOKS					4 301
1 U KINGDOM		34583		545077	
43 AUSTRIA		105		1224	
44 BELG LUX		94395		364836	
49 DENMARK		53		195	
54 FRANCE		6728		130262	
55 GERMANY W		2157		38552	
59 GREECE				100	
64 IRELAND				771	
67 ITALY		16320		106876	
73 NETHRLNDS		316		8776	
82 SPAIN		2283		13230	
86 SWITZRLND				2683	
246 CZECHO S				142	
355 ISRAEL				2787	
559 JAPAN				2470	
614 AUSTRALIA				137	
874 MEXICO				752	
990 U STATES		249187		3347269	
		406129		4566139	
BLANK BOOKS RULED OR PLAIN					4 302
1 U KINGDOM		3243		18097	
55 GERMANY W		1800		3815	
559 JAPAN		2421		19433	
990 U STATES		8166		48202	
		15630		89547	
BOOKS OVER 12 YEARS OLD					4 303
1 U KINGDOM				6038	
64 IRELAND				844	
990 U STATES		1625		14711	
		1625		21593	
TEXT BOOKS FOR SCHOOLS COLLEGE					4 305
1 U KINGDOM		12654		232731	
44 BELG LUX		240		14144	
49 DENMARK				4275	
54 FRANCE		4116		182872	
55 GERMANY W		451		5800	
59 GREECE				491	
67 ITALY				5940	
73 NETHRLNDS		1334		27472	

IMPORTS BY COMMODITIES AND COUNTRIES

Commodity and Country	DECEMBER 1961		JANUARY TO DECEMBER 1961		Class Number
	Quantity	Value (\$)	Quantity	Value (\$)	
78 PORTUGAL		4 31		2 588	
82 SPAIN				1 62	
85 SWEDEM				2 80	
86 SWITZRLND				2 543	
519 INDIA				1 347	
559 JAPAN				7 867	
614 AUSTRALIA				4 22	
990 U STATES		54 4059		122 197 19	
BOOKS NOVELS FICTION		56 3285		127 086 53	4 306
1 U KINGDOM		10 263		9 991 11	
990 U STATES		100 30		150 227	
BOOKS SCIENCE FOR LIBRARIES		20 293		25 013 8	4 307
1 U KINGDOM		4 175 0		5 292 46	
43 AUSTRIA		1 356		1 511	
44 BELG LUX		2 560		1 370 5	
49 DENMARK				1 204	
53 FINLAND				51	
54 FRANCE		1 854		9 41 20	
55 GERMANY W		1 903		3 890 6	
64 IRELAND				1 594	
67 ITALY		1 955		1 006 3	
73 NETHRLNDS		4 694		6 997 1	
82 SPAIN				2 48	
85 SWEDEM				2 740	
86 SWITZRLND		1 34 62		6 82 46	
246 CZECHO S		1 16		5 24	
287 U S S R				9 51 8	
427 UN SO AFR				12 52	
519 INDIA		6 80		1 129	
559 JAPAN		1 53		3 733	
614 AUSTRALIA				9 86	
990 U STATES		73 54 60		106 82 184	
BOOKS GOVERNMENT ASSOCIATION		80 5943		115 309 31	4 308
1 U KINGDOM		10 410		13 055 5	
43 AUSTRIA				5 399	
44 BELG LUX				1 779	
49 DENMARK				2 73	
54 FRANCE		4 755		3 823 1	
55 GERMANY W		1 234		9 109	
64 IRELAND				4 95	
67 ITALY		5 40		2 885 8	
73 NETHRLNDS		5 11		13 113	
82 SPAIN		7 5		2 25	
86 SWITZRLND		3 45		8 360	
287 U S S R				50 15	
427 UN SO AFR				50	
513 CEYLON				8 25	
516 HONG KONG				1 34	
519 INDIA		5 26		16 709	
559 JAPAN				4 437	
614 AUSTRALIA		3 82		5 717	
848 CUBA				4 66	
874 MEXICO				1 134	
990 U STATES		30 361		52 488 7	
FREIGHT RATES FOR RAILWAYS		49 139		79 577 1	4 309
1 U KINGDOM				3 387	
54 FRANCE				1 022	
55 GERMANY W				2 86	
67 ITALY				806	
73 NETHRLNDS		51		3 53	
86 SWITZRLND				210	
614 AUSTRALIA				1 93	
990 U STATES		65 28		86 534	
BOOKS PRINTED PERIODICALS NON		65 79		98 791	4 310
1 U KINGDOM		28 344 3		31 279 86	
43 AUSTRIA				107	
44 BELG LUX				59	
49 DENMARK		2 17		9 99	
53 FINLAND				3 18	
54 FRANCE		2 70		3 365 1	
55 GERMANY W		5 81		15 150	
67 ITALY				1 600	
73 NETHRLNDS		3 73		22 664	
85 SWEDEN		5 27		3 909	
86 SWITZRLND				8 78	
246 CZECHO S		1 668		15 697	
262 HUNGARY				2 242	
287 U S S R		1 13		2 969	
427 UN SO AFR		505		6 67	
519 INDIA		6 52		6 52	
559 JAPAN				4 387	
614 AUSTRALIA		4 62		1 567	
990 U STATES		66 93 10		105 38 927	
BOOKS EXCEPT ENGLISH LANGUAGE		95 81 21		137 74 29	4 311
1 U KINGDOM		3 772		2 659 8	
43 AUSTRIA				1 434	
44 BELG LUX		7 441 0		5 387 96	
49 DENMARK				3 15	
53 FINLAND		6 83		3 625	
54 FRANCE		29 542 1		37 789 15	

IMPORTS BY COMMODITIES AND COUNTRIES

Commodity and Country	DECEMBER 1961		JANUARY TO DECEMBER 1961		Class Number
	Quantity	Value (\$)	Quantity	Value (\$)	
55 GERMANY W		17533		174939	
59 GREECE				602	
67 ITALY		3326		55105	
73 NETHRLNDS		16359		105609	
76 NORWAY				187	
82 SPAIN				346	
85 SWEDEN		1133		6711	
86 SWITZRLND		4022		55598	
245 BULGARIA				58	
246 CZECHO S				191	
262 HUNGARY		632		7100	
277 POLAND				125	
287 U S S R				5928	
288 YUGO SLAV				230	
355 ISRAEL				2673	
516 HONG KONG		71		1217	
559 JAPAN				940	
614 AUSTRALIA				900	
744 ARGENTINA				1653	
990 U STATES		26260		376097	
		443622		5145892	

IMPORTS BY COMMODITIES AND COUNTRIES

Commodity and Country	DECEMBER 1961		JANUARY TO DECEMBER 1961		Class Number
	Quantity	Value (\$)	Quantity	Value (\$)	
GROUP 5					
IRON AND ITS PRODUCTS					
IRON ORE	TON				5001
67 ITALY			336	1213	
73 NETHRLNDS	84	1185	84	1185	
752 BRAZIL	40800	350001	193439	1851460	
990 U STATES	115920	1034703	4434295	45579195	
	156804	1385889	4628154	47433053	
FERRO TUNGSTEN	CWT				5010
1 U KINGDOM			4454	217796	
43 AUSTRIA			66	6836	
44 BELG LUX			583	62037	
78 PORTUGAL			61	7346	
990 U STATES			19	3401	
			5183	297416	
PIG IRON FOR AGRIC IMPLEMENTS	TON				5011
PIG IRON N O P	TON				5012
1 U KINGDOM			96	6670	
614 AUSTRALIA			122	7278	
990 U STATES	17	1267	127	7772	
	17	1267	345	21720	
FERRO MANG UNDER 1 PC SILICON	CWT				5013
1 U KINGDOM			1092	14317	
54 FRANCE	2201	31274	7741	132128	
67 ITALY	1120	16475	1120	16475	
427 UN SO AFR	57652	387017	193435	1268512	
559 JAPAN	2224	31256	28771	376562	
990 U STATES	362	6083	10256	136223	
	63559	472105	242415	1944217	
SILICO MANG OVER 1 PC SILICON	CWT				5014
44 BELG LUX			6630	45150	
55 GERMANY W			44	994	
288 YUGO SLAV	1120	7650	1120	7650	
559 JAPAN	1322	10823	13367	118891	
990 U STATES	1836	12195	22302	189434	
	4278	30668	43463	362119	
FERRO SILICON	CWT				5015
1 U KINGDOM			67	928	
55 GERMANY W	2205	19700	11465	117875	
67 ITALY			6614	109598	
76 NORWAY			554	4224	
990 U STATES	5166	77788	68464	1125047	
	7371	97488	87164	1357672	
ALLOYS N O P FOR MFR OF STEEL	CWT				5018
1 U KINGDOM			1599	100571	
44 BELG LUX	82	15338	193	33561	
54 FRANCE			16510	383149	
55 GERMANY W			154	3322	
76 NORWAY			13460	213067	
85 SWEDEN			1099	16898	
287 U S S R			6067	449021	
422 RHOD NYAS			7644	172467	
559 JAPAN			18366	365246	
990 U STATES	4503	184506	70398	2400481	
	4585	199844	135490	4137783	
PRIMARY IRON N O P	TON				5019
990 U STATES	85	18232	763	148257	
	85	18232	763	148257	
INGOTS CARBON STEEL	TON				5023
990 U STATES			387	52007	
			387	52007	
INGOTS ALLOY STEEL	TON				5025
990 U STATES	145	51455	931	362035	
	145	51455	931	362035	
BLOOMS BILLETS CARBON STEEL	TON				5027
1 U KINGDOM			530	59499	
990 U STATES	642	11342	2059	137449	
	642	11342	2589	196948	
BLOOMS BILLETS ALLOY STEEL	TON				5029
1 U KINGDOM			148	41993	
43 AUSTRIA			43	19152	
55 GERMANY W		451		451	
990 U STATES	217	96461	1726	798512	
	217	96912	1917	860108	
CAST SCRAP	TON				5031
990 U STATES	6402	184357	96143	2706387	
	6402	184357	96143	2706387	
WROUGHT SCRAP	TON				5032
1 U KINGDOM			82	2456	
55 GERMANY W			293	6815	
990 U STATES	15695	484213	260239	9014794	
	15695	484213	260614	9024065	
TIN PLATE SCRAP	TON				5033
990 U STATES			388	12400	
			388	12400	
AXLES FOR RAILWAY VEHICLES					5041
1 U KINGDOM				17504	
990 U STATES		1763		30495	
		1763		47999	

IMPORTS BY COMMODITIES AND COUNTRIES

Commodity and Country	DECEMBER 1961		JANUARY TO DECEMBER 1961		Class Number
	Quantity	Value (\$)	Quantity	Value (\$)	
AXLES FOR VEHICLES N O P					5042
1 U KINGDOM		524		2484	
55 GERMANY W		471		471	
990 U STATES		8450		254324	
		9445		257279	
AXLES N O P					5043
43 AUSTRIA				596	
990 U STATES		3366		136407	
		3366		137003	
CASTINGS FOR AGRIC IMPLEMENTS					5044
990 U STATES		39879		252721	
		39879		252721	
INGOT MOULDS FOR STEEL					5045
1 U KINGDOM		14941		28924	
990 U STATES		107807		1787319	
		122748		1816243	
MOULDS N O P					5046
1 U KINGDOM				11606	
54 FRANCE				911	
55 GERMANY W				119	
67 ITALY		1308		2285	
990 U STATES		36837		521202	
		38145		536123	
CASTINGS MALLEABLE N O P ROUGH	CWT				5047
1 U KINGDOM			302	5218	
990 U STATES	2270	70656	27747	693294	
	2270	70656	28049	698512	
CASTINGS NONMALLEABLE N O P RGH	CWT				5048
1 U KINGDOM			113	4624	
990 U STATES	2112	34576	31369	567879	
	2112	34576	31482	572503	
CASTINGS OF STEEL N O P ROUGH	CWT				5049
1 U KINGDOM	13	751	2197	76029	
55 GERMANY W			17	1232	
76 NORWAY			143	3952	
86 SWITZRLNO			267	18235	
990 U STATES	2814	69515	30639	891840	
	2827	70266	33263	991288	
FORGINGS N O P					5050
1 U KINGDOM				123165	
43 AUSTRIA				3393	
54 FRANCE				2236	
55 GERMANY W				14975	
73 NETHRLNDS				1930	
76 NORWAY				1200	
85 SWEDEN		696		58951	
559 JAPAN				545	
990 U STATES		103424		1302760	
		104120		1509155	
FORGINGS HOLLOW AND 20 TONS					5051
1 U KINGDOM				87097	
54 FRANCE				20500	
55 GERMANY W				61474	
67 ITALY				112309	
85 SWEDEN				1694	
990 U STATES		681		151875	
		681		434949	
PISTON RING CASTINGS ROUGH					5052
1 U KINGDOM		1471		17900	
990 U STATES		589		52077	
		2060		76977	
CASTINGS FOR RAILWAY VEHICLES					5054
TIRES STEEL ROUGH RAILWAY	CWT				5055
1 U KINGDOM			623	12890	
990 U STATES	73	1330	1039	16366	
	73	1330	1662	29256	
STEEL WHEELS FOR RAILWAYS					5057
1 U KINGDOM		4028		380562	
990 U STATES		22596		111700	
		26624		492262	
FORGED GOLF CLUB HEADS	NO				5058
990 U STATES	5400	4355	123361	44944	
	5400	4355	123361	44944	
SEMI FINISHED PISTON CASTINGS					5059
990 U STATES		3118		27459	
		3118		27459	
CONCRETE REINFORCING BARS	CWT				5070
44 BELG LUX	66445	297565	620802	2831939	
49 DENMARK			46	2017	
54 FRANCE			93609	412233	
55 GERMANY W	14826	62102	288321	1236335	
85 SWEDEN			195	2003	
559 JAPAN	19069	88456	123234	576672	
990 U STATES			2428	12765	
	100340	448123	1128635	5073964	
BARS CARBON STEEL H R N O P	CWT				5071
1 U KINGDOM	5210	46538	83271	613919	
43 AUSTRIA			381	9008	
44 BELG LUX	22699	113563	282746	1374137	
54 FRANCE	4219	20221	34336	164306	
55 GERMANY W	20171	103826	83549	412597	
85 SWEDEN	99	1035	1863	26723	
516 HONG KONG			493	2425	
559 JAPAN	1247	6277	23164	116742	
614 AUSTRALIA			5055	30652	

IMPORTS BY COMMODITIES AND COUNTRIES

Commodity and Country	DECEMBER 1961		JANUARY TO DECEMBER 1961		Class Number
	Quantity	Value (\$)	Quantity	Value (\$)	
990 U STATES	34122	295766	390442	3238352	
BARS ALLOY STEEL HOT ROLLED	87767	587226	905300	5988861	5075
1 U KINGDOM	CWT 1420	47119	13600	415669	
43 AUSTRIA	364	8655	3288	64197	
54 FRANCE			82	13163	
55 GERMANY W	61	1834	329	11219	
85 SWEDEN	281	11317	4220	139064	
559 JAPAN			19	1098	
990 U STATES	7282	137189	78805	1526389	
WIRE RODS STEEL HOT ROLLED	9408	206114	100343	2170799	5079
1 U KINGDOM	CWT 26521	126720	28238	160921	
44 BELG LUX	22269	108202	182455	899541	
54 FRANCE	37966	187173	283392	1558213	
55 GERMANY W			208790	1052463	
73 NETHRLNDS			5735	29734	
559 JAPAN	2001	9920	44016	219288	
614 AUSTRALIA	5505	29486	9972	53180	
755 CHILE			1939	9515	
990 U STATES	93	6499	4748	82447	
BARS CARBON STEEL COLD ROLLED	94355	468000	769285	4065302	5083
1 U KINGDOM	CWT 1097	9925	72169	579982	
43 AUSTRIA			161	2828	
44 BELG LUX	109	863	7921	59820	
55 GERMANY W			25	362	
85 SWEDEN			23	267	
559 JAPAN	392	2806	3244	23858	
990 U STATES	2806	36936	29810	400887	
BARS ALLOY STEEL COLD ROLLED	4404	50530	113353	1068004	5087
1 U KINGDOM	CWT 167	6704	2834	86204	
43 AUSTRIA	43	1356	266	10903	
55 GERMANY W	4	116	4	116	
85 SWEDEN			282	7719	
990 U STATES	967	28648	10651	390247	
BARS OR RODS FABRICATED N O P	1181	36824	14037	495189	5091
1 U KINGDOM	CWT 348	15004	9051	197417	
43 AUSTRIA	382	9527	1755	42074	
55 GERMANY W	187	2696	937	15806	
85 SWEDEN	93	3358	1838	68818	
990 U STATES	686	20577	45797	659229	
PLATES 60 INCHES WIDE OR LESS	1696	51162	59378	983344	5101
1 U KINGDOM	CWT 1832	12783	68508	443139	
44 BELG LUX	3725	21315	41050	212447	
54 FRANCE			1134	5410	
55 GERMANY W	10239	45540	72906	364787	
73 NETHRLNDS			25	184	
85 SWEDEN	61	498	363	4281	
559 JAPAN	1390	7321	118092	604826	
614 AUSTRALIA	5133	25146	21077	104592	
990 U STATES	7035	65635	67695	605946	
PLATES OV 60 IN TD 100 IN	29415	178238	390850	2345612	5102
1 U KINGDOM	CWT 1464	8297	157191	869383	
44 BELG LUX	2581	15010	11099	58023	
55 GERMANY W	13602	62505	93093	577751	
559 JAPAN	1611	8804	139607	722141	
614 AUSTRALIA	1406	6747	11011	58179	
990 U STATES	8964	76957	112443	993276	
PLATES OVER 100 INCHES WIDE	29628	178320	524444	3278753	5103
1 U KINGDOM	CWT		15080	99638	
559 JAPAN			519	3350	
990 U STATES	1896	15878	105374	810411	
FLOOR PLATE CARBON STEEL	1896	15878	120973	913399	5104
1 U KINGDOM	CWT 8350	49539	31572	186486	
44 BELG LUX			568	3530	
54 FRANCE			877	6092	
55 GERMANY W	373	2187	2138	12429	
559 JAPAN	1739	10390	18572	109247	
990 U STATES	6812	49320	90488	656336	
PLATES FABRICATED COATED N O P	17274	111436	144215	974120	5106
1 U KINGDOM	CWT 247	11940	1383	38022	
55 GERMANY W			52	1734	
990 U STATES	420	7797	10632	283664	
PLATES FLANGED OR DISHED	667	19737	12067	323420	5107
1 U KINGDOM	CWT		285	3583	
990 U STATES	2956	67070	55272	1134805	
PLATES STAINLESS STEEL	2956	67070	55557	1138388	5108
1 U KINGDOM	CWT 671	41930	8811	414035	
54 FRANCE			1919	94044	
85 SWEDEN	255	16001	1400	75545	
990 U STATES	1725	96365	23875	1453410	
PLATES ALLOY STEEL N O P	2651	154296	36005	2037034	5109
1 U KINGDOM	CWT		339	10838	
85 SWEDEN	76	978	322	8085	
990 U STATES	20864	295920	82965	1277221	
	20940	296898	83626	1296144	

IMPORTS BY COMMODITIES AND COUNTRIES

Commodity and Country	DECEMBER 1961		JANUARY TO DECEMBER 1961		Class Number
	Quantity	Value (\$)	Quantity	Value (\$)	
SHEETS NOT TEMPERED FOR SAWS	CWT				5115
1 U KINGDOM	99	6642	840	30127	
43 AUSTRIA			4	611	
54 FRANCE			67	9471	
55 GERMANY W	6	809	745	109558	
85 SWEDEN	123	6519	4037	139999	
990 U STATES	3388	125614	32978	1259338	
	3616	139584	38671	1549104	
SHEETS TEMPERED FOR SAWS	CWT				5116
1 U KINGDOM			210	7957	
55 GERMANY W			6	563	
85 SWEDEN	189	11897	1727	105886	
990 U STATES	403	22985	3221	210881	
	592	34882	5164	325287	
STEEL HR FOR PIPES OVER 60 INS	CWT				5119
1 U KINGDOM			57292	325926	
559 JAPAN			57447	387607	
614 AUSTRALIA	29018	153597	29018	153597	
990 U STATES			356775	2369503	
	29018	153597	500532	3236633	
SKELP OV 15 3 EIGHTH NOT OV 60	CWT				5120
SKELP NOT OV 15 3 EIGHTH INS	CWT				5122
1 U KINGDOM			26550	134231	
614 AUSTRALIA			1349	6565	
			27899	140796	
STEEL COLD ROLLED FOR PIPES	CWT				5123
990 U STATES	220	2789	825	9612	
	220	2789	825	9612	
SHEET CARBON H R UNDER 24 INS	CWT				5124
1 U KINGDOM	829	7644	12833	100571	
44 BELG LUX	6402	37475	86126	470218	
54 FRANCE	92	453	5897	30658	
55 GERMANY W			6416	34068	
559 JAPAN			3760	3327	
990 U STATES	12586	106603	137945	1107569	
	19909	152175	252977	1776411	
SHEET CARBON H R 24 TO 51 INS	CWT				5125
1 U KINGDOM	436	1609	1179	8042	
44 BELG LUX	741	4060	3055	16458	
55 GERMANY W	552	2327	4190	22159	
559 JAPAN			18359	96883	
614 AUSTRALIA	5698	21037	7685	30765	
990 U STATES	6202	41455	91420	601726	
	13629	70488	125958	776033	
SHEET CARBON H R OVER 51 INS	CWT				5126
1 U KINGDOM			2506	19468	
55 GERMANY W			595	4118	
559 JAPAN			6516	37095	
990 U STATES	7524	53788	187043	1296594	
	7524	53788	196660	1357275	
SHEET CARBON C R UNDER 24 INS	CWT				5127
1 U KINGDOM	190	6432	13760	178041	
43 AUSTRIA			77	1248	
44 BELG LUX	924	8847	2814	27154	
55 GERMANY W			6292	67383	
73 NETHRLNDS			67	1280	
85 SWEDEN	454	17196	11964	494834	
559 JAPAN			587	4705	
990 U STATES	6540	128403	88151	1547407	
	8108	160878	123712	2322052	
SHEET CARBON C R 24 TO 51 INS	CWT				5128
1 U KINGDOM	2709	13385	25977	153923	
85 SWEDEN			13	1020	
559 JAPAN			4237	21691	
614 AUSTRALIA	27402	96648	45310	172836	
990 U STATES	19187	102637	125782	795286	
	49298	212670	201319	1144756	
SHEET CARBON C R OVER 51 INS	CWT				5129
990 U STATES	19115	156702	220305	1744140	
	19115	156702	220305	1744140	
SHEET FOR PORCELAIN ENAMELLING	CWT				5131
1 U KINGDOM			280	1961	
990 U STATES	10028	83387	162904	1322122	
	10028	83387	163184	1324083	
SHEET AND STRIP TINPLATE	CWT				5132
1 U KINGDOM	392	6635	41945	404995	
990 U STATES	4692	31379	27049	186894	
	5084	38014	68994	591889	
SHEET AND STRIP GALVANIZED	CWT				5133
1 U KINGDOM	824	12722	6206	84590	
44 BELG LUX			1922	20518	
55 GERMANY W			85	1165	
559 JAPAN	605	4793	4745	38522	
990 U STATES	14889	206009	105535	1416519	
	16318	223524	118493	1561314	
SHEET AND STRIP TERNEPLATE	CWT				5134
1 U KINGDOM			17701	85553	
990 U STATES	12779	124063	135295	1305420	
	12779	124063	152996	1390973	
SHEET COATED WITH METAL NOP	CWT				5138
1 U KINGDOM			92	2042	
55 GERMANY W	116	2991	1503	36038	
990 U STATES	10644	193318	53301	1078579	
	10760	196309	54896	1116659	

IMPORTS BY COMMODITIES AND COUNTRIES

Commodity and Country	DECEMBER 1961		JANUARY TO DECEMBER 1961		Class Number
	Quantity	Value (\$)	Quantity	Value (\$)	
SHEET AND STRIP COATED NOP	CWT				5139
1 U KINGDOM	349	5132	5522	68712	
55 GERMANY W	401	4947	3819	46164	
73 NETHRLNDS			11	205	
559 JAPAN			13	278	
990 U STATES	11937	155686	190433	2410144	
	12687	165765	199798	2525503	
SHEET STRIP STAINLESS STEEL	CWT				5144
1 U KINGDOM	4251	234822	44709	2255603	
44 BELG LUX			45	2260	
54 FRANCE	135	5075	3789	147050	
55 GERMANY W			24	4167	
85 SWEDEN	1328	61377	10275	546023	
559 JAPAN	2180	97247	9268	410942	
990 U STATES	13111	782818	120615	6877386	
	21005	1181339	188725	10243431	
SHEET AND STRIP SILICON STEEL	CWT				5147
1 U KINGDOM	1739	19681	8734	101062	
990 U STATES	29845	655589	333065	6943141	
	31584	675270	341799	7044203	
SHEET STRIP ALLOY STEEL N O P	CWT				5148
1 U KINGDOM	8	979	22	2474	
43 AUSTRIA			27	2597	
85 SWEDEN			43	2864	
990 U STATES	585	18693	12111	276170	
	593	19672	12203	284105	
SHEET AND STRIP FABRICATED NOP	CWT				5149
1 U KINGDOM	1114	23208	2582	51374	
44 BELG LUX			138	1403	
55 GERMANY W			145	2031	
990 U STATES	1135	27565	21393	448680	
	2249	50773	24258	503488	
BEARING PILE CARBON STEEL	CWT				5152
44 BELG LUX	349	1717	37492	184510	
55 GERMANY W			5510	27950	
990 U STATES	3937	25069	139252	873286	
	4286	26786	182254	1085746	
WIDE FLANGE BEAMS CARBON N O P	CWT				5153
1 U KINGDOM	122933	703468	469541	2612274	
44 BELG LUX		71267	270403	1349194	
54 FRANCE		750	3365	8918	
55 GERMANY W		19436	92356	143221	
990 U STATES	142024	913417	2590970	16218412	
	299771	1783873	3475975	20898473	
STRUCTURALS LARGE 0V 6 IN NOP	CWT				5156
1 U KINGDOM	1490	8281	84332	441031	
44 BELG LUX	8919	44524	150694	746396	
54 FRANCE	6577	32581	100311	467898	
55 GERMANY W		481	13811	69768	
559 JAPAN			6609	39500	
990 U STATES	15222	104666	331045	2184329	
	32689	192401	686802	3948922	
STRUCT INTERMED 3 TO 6 IN NOP	CWT				5157
1 U KINGDOM	3536	20894	34095	193676	
44 BELG LUX	22967	114616	305400	1495156	
54 FRANCE	8715	43400	124362	591404	
55 GERMANY W			10949	52630	
76 NORWAY			508	2110	
559 JAPAN			7748	39916	
990 U STATES	10782	75988	112148	795995	
	46000	254898	595210	3170887	
STRUCTURALS BAR SIZE LESS 3 IN	CWT				5159
1 U KINGDOM	2345	12686	18419	105051	
44 BELG LUX	35558	190600	436207	2229776	
54 FRANCE		20658	69593	333111	
55 GERMANY W		8971	134298	681179	
559 JAPAN		218	10344	54391	
990 U STATES	2774	23184	81481	6139221	
	54120	295517	750342	4017429	
SHEET PILING CARBON STEEL	CWT				5161
1 U KINGDOM	687	3640	32531	173471	
44 BELG LUX	35877	210285	127238	728639	
54 FRANCE			1159	6480	
55 GERMANY W			21236	110339	
559 JAPAN			3547	19055	
990 U STATES	2866	18928	58315	412144	
	39430	232853	244026	1450128	
STRUCTURAL SHAPES ALLOY STEEL	CWT				5164
1 U KINGDOM	9	473	211	11848	
85 SWEDEN	277	12342	1217	57023	
990 U STATES	185	11993	3205	176359	
	471	24808	4633	245230	
SASH OR CASEMENT SECTIONS	CWT				5166
1 U KINGDOM			6650	46004	
44 BELG LUX	362	2984	9316	86477	
990 U STATES	5460	64627	27115	369296	
	5822	67611	43081	501777	
STRUCTURALS FABRICATED NOP	CWT				5169
1 U KINGDOM	125	1821	19160	237456	
44 BELG LUX	635	3339	4640	31827	
55 GERMANY W			1646	16420	
559 JAPAN			495	4153	
990 U STATES	1522	30062	92671	2085333	
	2282	35222	118612	2375189	
RAILWAY RAILS	CWT				5173
1 U KINGDOM			2876	14041	

IMPORTS BY COMMODITIES AND COUNTRIES

Commodity and Country	DECEMBER 1961		JANUARY TO DECEMBER 1961		Class Number
	Quantity	Value (\$)	Quantity	Value (\$)	
44 BELG LUX			1097	5820	
55 GERMANY W	1749	8217	14317	68522	
990 U STATES	339	2322	96538	502188	
	2088	10539	114828	590571	
FISH PLATES SPLICE BARS ETC	CWT				5175
1 U KINGDOM			41598	267307	
44 BELG LUX	23	146	71	480	
55 GERMANY W	28	175	4512	27945	
990 U STATES	328	7722	12562	140462	
	379	8043	58743	436194	
RAILWAY TRACK MATERIAL NOP	CWT				5177
1 U KINGDOM			379	5890	
54 FRANCE			163	2187	
990 U STATES	86	2880	1968	62045	
	86	2880	2510	70122	
PIPES AND TUBES OF CAST IRON	CWT				5181
1 U KINGDOM	11183	58743	263891	1131014	
54 FRANCE	2144	10885	4570	22824	
55 GERMANY W			112	878	
614 AUSTRALIA	1290	5876	4798	22160	
990 U STATES	299	12763	10923	235468	
	14916	88267	284294	1412344	
DRILL PIPE	CWT				5182
990 U STATES	10272	230469	69044	1781618	
	10272	230469	69044	1781618	
OIL COUNTRY GOODS STEEL NOP	CWT				5185
1 U KINGDOM	17319	178703	131786	1280432	
54 FRANCE			3331	37476	
55 GERMANY W			21635	222387	
67 ITALY			3161	29402	
559 JAPAN	20309	196447	214287	2142229	
990 U STATES	24994	287750	185274	2679916	
	62622	662900	559474	6391842	
TRANSMISSION PIPE AND FITTINGS	CWT				5188
1 U KINGDOM			135429	936866	
55 GERMANY W			79086	539709	
990 U STATES	36	732	43795	761422	
	36	732	258310	2238004	
CORRUGATED METAL CULVERT PIPE	CWT				5189
990 U STATES	706	11184	14928	162968	
	706	11184	14928	162968	
PRESSURE PIPE FOR BOILERS ETC	CWT				5191
1 U KINGDOM	6258	102138	78065	908653	
54 FRANCE			720	14912	
55 GERMANY W	156	2603	1269	13868	
67 ITALY			36	1097	
85 SWEDEN			343	7543	
86 SWITZRLND	6341	61163	26206	263251	
559 JAPAN	579	5881	1617	16100	
990 U STATES	1932	62032	47393	1335611	
	15266	233817	155649	2561035	
SEAMLESS TUBES FOR BEARINGS	CWT				5192
55 GERMANY W			1581	49159	
85 SWEDEN	413	7317	25824	570679	
990 U STATES	7489	201153	75928	2127724	
	7902	208470	103333	2747562	
PIPE FOR PAPER MAKING ROLLS	CWT				5193
1 U KINGDOM	410	6303	657	37604	
990 U STATES	11	172	2060	82781	
	421	6475	2717	120385	
PIPE SEAMLESS COLD DRAWN NOP	CWT				5196
1 U KINGDOM	414	18803	18503	650412	
54 FRANCE			874	102434	
55 GERMANY W	1428	27641	2288	43733	
67 ITALY			234	3846	
85 SWEDEN	97	2374	3743	185002	
559 JAPAN			322	5334	
990 U STATES	11003	313906	121932	3818332	
	12942	362724	147896	4809093	
PIPES IRON OR STEEL N O P	CWT				5197
1 U KINGDOM	11098	91884	341277	2601931	
44 BELG LUX	1898	42041	16914	143618	
54 FRANCE	7189	47905	130727	867520	
55 GERMANY W	7776	56466	135028	971991	
67 ITALY			2550	25141	
73 NETHRLNDS	314	4880	1566	24429	
85 SWEDEN	6	409	1816	65700	
86 SWITZRLND	685	5261	1580	15970	
559 JAPAN	136	11555	31420	245379	
990 U STATES	36761	557826	450348	7254846	
	65863	818227	1113226	12216525	
PIPE FITTINGS WELDING TYPE					5198
1 U KINGDOM		62174		1116407	
54 FRANCE				4594	
55 GERMANY W		39736		1237317	
67 ITALY				80397	
73 NETHRLNDS		2779		89332	
559 JAPAN				8526	
874 MEXICO				21668	
990 U STATES		68471		1272150	
		173160		3830441	
PIPE FITTINGS COUPLINGS NOP					5199
1 U KINGDOM		21124		584035	
43 AUSTRIA		168		606	
54 FRANCE				71	
55 GERMANY W		23492		405524	

IMPORTS BY COMMODITIES AND COUNTRIES

Commodity and Country	DECEMBER 1961		JANUARY TO DECEMBER 1961		Class Number
	Quantity	Value (\$)	Quantity	Value (\$)	
67 ITALY				30045	
73 NETHRLNDS		1366		29098	
76 NORWAY				900	
85 SWEDEN				5195	
86 SWITZRLND				1301	
559 JAPAN		41473		301315	
990 U STATES		489566		6462774	
		577189		7820464	
WELDING RODS OF ALL KINDS	CWT				5200
1 U KINGDOM	2191	31206	14148	216245	
43 AUSTRIA			268	10498	
55 GERMANY W	19	3274	89	11059	
85 SWEDEN	5	221	796	36116	
559 JAPAN	20	1696	173	9439	
614 AUSTRALIA			43	1607	
990 U STATES	2927	179140	63987	3190553	
	5162	215537	79504	3475517	
WIRE BARBED FENCING	CWT				5201
1 U KINGDOM	1496	19383	38600	337439	
43 AUSTRIA			22950	146320	
44 BELG LUX	3650	24167	10880	77309	
54 FRANCE			3853	28091	
55 GERMANY W	341	2807	8831	70108	
73 NETHRLNDS			2782	20491	
559 JAPAN	80	526	40429	264578	
990 U STATES			283	3707	
	5567	46883	128607	948043	
WIRE FLAT QUARTER INCH OR LESS	CWT				5203
1 U KINGDOM			759	10297	
44 BELG LUX	104	1826	1036	17022	
559 JAPAN			167	2954	
990 U STATES	190	10180	7727	281519	
	294	12006	9689	311792	
WIRE ZINC COATED	CWT				5204
1 U KINGDOM	1084	14241	67490	664622	
43 AUSTRIA	30	175	3974	23343	
44 BELG LUX	1838	11720	19646	120405	
54 FRANCE	196	15063	10742	93078	
55 GERMANY W	1247	9639	25881	196832	
67 ITALY	60	1000	310	4819	
73 NETHRLNDS			2105	13405	
559 JAPAN	794	5824	15217	106176	
990 U STATES	1244	25299	9508	208965	
	6493	82961	154873	1431645	
WIRE COATED NOP OR COVERED	CWT				5205
1 U KINGDOM	343	8342	2068	54489	
43 AUSTRIA			113	1582	
44 BELG LUX	182	2367	557	8329	
49 DENMARK			12	362	
54 FRANCE			19	987	
55 GERMANY W	2	52	395	11502	
73 NETHRLNDS			20	1129	
76 NORWAY			131	2443	
559 JAPAN	86	1179	522	7881	
990 U STATES	702	37819	9960	389387	
	1315	49759	13797	478091	
WIRE ROPE FOR RIGGING SHIPS	CWT				5206
1 U KINGDOM			63	1946	
73 NETHRLNDS			102	2043	
990 U STATES			29	519	
			194	4508	
WIRE ROPE CABLE NOP IRON STEEL	CWT				5207
1 U KINGDOM	4960	105203	41218	937060	
44 BELG LUX	146	2416	4219	63480	
49 DENMARK			35	1595	
54 FRANCE	873	10664	12053	156950	
55 GERMANY W	672	13521	12965	240916	
73 NETHRLNDS	870	13669	14207	248520	
76 NORWAY	346	5135	1941	37284	
85 SWEDEN			135	2655	
86 SWITZRLND	30	1824	137	6659	
559 JAPAN	999	10606	21948	248272	
990 U STATES	507	35431	6537	452625	
	9403	198469	115395	2396016	
WIRE STEEL FOR UPHOL SPRINGS	CWT				5208
559 JAPAN	3397	29814	19353	168177	
990 U STATES			26	316	
	3397	29814	19379	168493	
WIRE STEEL FOR CORSET STEELS	CWT				5209
1 U KINGDOM	76	2657	733	27439	
55 GERMANY W			26	614	
990 U STATES	111	4234	1037	57733	
	187	6891	1796	85786	
WIRE STEEL FOR MFR WIRE ROPE	CWT				5210
1 U KINGDOM	10370	151193	235374	2885786	
44 BELG LUX			26	627	
54 FRANCE			20	228	
55 GERMANY W	4475	56084	60546	737584	
559 JAPAN	1283	13359	32969	333319	
990 U STATES	44	4678	3348	81570	
	16172	225314	332283	4039114	
WIRE ROPE STEEL CDMML FISHING					5211
1 U KINGDOM		58299		354776	
44 BELG LUX				2532	
49 DENMARK		1072		11035	
55 GERMANY W				5282	

IMPORTS BY COMMODITIES AND COUNTRIES

Commodity and Country	DECEMBER 1961		JANUARY TO DECEMBER 1961		Class Number
	Quantity	Value (\$)	Quantity	Value (\$)	
73 NETHRLNDS		4642		5057	
76 NORWAY				1818	
559 JAPAN				2023	
990 U STATES		3468		29577	
WIRE ROPE CABLE STEEL USED	CWT	67481		412100	5213
1 U KINGDOM			815	12404	
55 GERMANY W			188	747	
990 U STATES	1410	5546	18029	74745	
	1410	5546	19032	87896	
WIRE OF IRON OR STEEL N O P	CWT				5214
1 U KINGDOM	1876	40894	43019	602814	
43 AUSTRIA	370	2299	14723	79490	
44 BELG LUX	1046	9415	18613	132532	
54 FRANCE	440	2677	18566	100376	
55 GERMANY W	2336	12383	19404	108962	
67 ITALY			580	3289	
73 NETHRLNDS	1000	5696	4883	31526	
85 SWEDEN	129	5426	3182	136819	
559 JAPAN	2704	18889	33845	230144	
990 U STATES	2551	80063	34253	1114661	
	12452	177742	191068	2540613	
WIRE FENCING NOT LESS 080 IMCH					5215
1 U KINGDOM		7962		231943	
44 BELG LUX		3399		11387	
54 FRANCE				3243	
55 GERMANY W				2775	
73 NETHRLNDS		4241		12937	
990 U STATES		263		79865	
		15865		342150	
WIRE FENCING WOVEN N O P					5216
1 U KINGDOM		523		5355	
43 AUSTRIA				393	
44 BELG LUX				11682	
55 GERMANY W		195		1936	
73 NETHRLNDS		2488		6918	
990 U STATES		252		16069	
		3458		42353	
WIRE NETTING FOR FUR FARMS					5217
1 U KINGDOM				25910	
44 BELG LUX				1332	
54 FRANCE				1939	
73 NETHRLNDS		3468		3468	
990 U STATES		943		14580	
		4411		47229	
WIRE SCREENS DOORS WINDOWS					5218
55 GERMANY W				486	
990 U STATES		2481		104017	
		2481		104503	
WIRE MESH IN ACETATE FILM					5219
1 U KINGDOM		712		5665	
614 AUSTRALIA		609		10712	
990 U STATES		1065		15553	
		2386		31930	
WIRE CLOTH OR SCREEN OF IRON					5220
1 U KINGDOM		2325		35872	
44 BELG LUX				6898	
54 FRANCE				4181	
55 GERMANY W		4930		49861	
73 NETHRLNDS		5877		35660	
86 SWITZRLND				6711	
559 JAPAN				133614	
990 U STATES		26242		289292	
		39374		562089	
WIRE NETTING OF IRON OR STEEL					5221
1 U KINGDOM		488		80174	
43 AUSTRIA				15769	
44 BELG LUX		4019		57278	
54 FRANCE				602	
55 GERMANY W		3769		101593	
73 NETHRLNDS		4802		119788	
559 JAPAN				58757	
990 U STATES		1041		28006	
		14119		461967	
WIRE ROPE FOR WELL DRILLING	CWT				5223
559 JAPAN			5273	74302	
990 U STATES	36	1119	87	2604	
	36	1119	5360	76906	
WELDED WIRE FABRIC REINFORCING	CWT				5224
1 U KINGDOM			303	3462	
44 BELG LUX	1745	10177	46057	264460	
54 FRANCE			2012	10937	
55 GERMANY W			30	208	
67 ITALY			1806	29322	
73 NETHRLNDS			409	2635	
559 JAPAN			5827	39259	
990 U STATES	6	119	1642	35930	
	1751	10296	58086	386213	
WIRE ROPE FOR LOGGING	CWT				5225
1 U KINGDOM			5464	124263	
44 BELG LUX			38	568	
55 GERMANY W			55	935	
73 NETHRLNDS	176	2683	1864	29004	
559 JAPAN	1278	20867	12610	193267	
990 U STATES			4004	17417	
	1454	23550	24035	365454	

IMPORTS BY COMMODITIES AND COUNTRIES

Commodity and Country	DECEMBER 1961		JANUARY TO DECEMBER 1961		Class Number
	Quantity	Value (\$)	Quantity	Value (\$)	
CABLE CHAIN FOR SHIPS	CWT				5 2 3 1
1 U KINGDOM	1116	16249	6496	96777	
54 FRANCE			968	1306	
85 SWEDEN	920	12721	1447	19645	
990 U STATES	192	2864	9821	105633	
	2228	31834	18732	223361	
COIL CHAIN 9 EIGHTHS AND OVER	CWT				5 2 3 2
1 U KINGDOM	1506	14222	13397	151484	
55 GERMANY W			813	7254	
73 NETHRLNDS	11	342	94	2584	
85 SWEDEN			531	6927	
990 U STATES	70	1888	3598	61035	
	1587	16452	18433	229284	
COIL CHAIN UNDER 9 EIGHTHS IN	CWT				5 2 3 3
1 U KINGDOM	509	13311	3074	65021	
43 AUSTRIA	509	5596	5962	71994	
44 BELG LUX			309	4243	
55 GERMANY W	675	10206	5924	78976	
73 NETHRLNDS	29	795	201	4367	
990 U STATES	118	4564	3502	89688	
	1840	34472	18972	314289	
SPROCKET CHAIN FOR AGRIC IMPL					5 2 3 4
54 FRANCE		432		432	
55 GERMANY W		36237		312996	
559 JAPAN				11746	
990 U STATES		30816		679633	
		67485		1004807	
SILENT CHAIN ROLLER CHAIN					5 2 3 5
1 U KINGDOM		43301		992317	
43 AUSTRIA		2483		18083	
49 DENMARK				5018	
54 FRANCE				2340	
55 GERMANY W		23454		243506	
85 SWEDEN		93		1771	
86 SWITZRLND				352	
246 CZECHO S		3016		7853	
559 JAPAN		50		95134	
990 U STATES		163652		1807347	
		236049		3173721	
CHAINS N O P					5 2 3 6
1 U KINGDOM		2493		92105	
43 AUSTRIA				5358	
49 DENMARK				202	
54 FRANCE				213	
55 GERMANY W		2105		41758	
85 SWEDEN				1843	
86 SWITZRLND				2251	
559 JAPAN		1644		15461	
614 AUSTRALIA				880	
990 U STATES		44691		653194	
		50933		813265	
DIESEL ENGINE PARTS N O P					5 2 4 0
1 U KINGDOM		177683		2156256	
43 AUSTRIA		148		3902	
49 DENMARK		1326		50659	
54 FRANCE		484		8695	
55 GERMANY W		9382		184429	
67 ITALY		1165		7235	
73 NETHRLNDS		3426		76314	
85 SWEDEN		1760		33865	
86 SWITZRLND		595		9167	
559 JAPAN				9159	
990 U STATES		951466		10843706	
		1147435		13383387	
AUTOMOBILE ENGINES AND PARTS	NO				5 2 4 2
1 U KINGDOM	23	99977	350	779611	
54 FRANCE		613	36	27890	
55 GERMANY W	1	15482	63	794499	
67 ITALY		112	3	6614	
85 SWEDEN			2	487	
614 AUSTRALIA				3453	
990 U STATES	2860	2100625	19018	14410556	
	2884	2216809	19472	16023110	
ENGINES GAS MARINE AND PARTS	NO				5 2 4 4
1 U KINGDOM		6735	18	49406	
49 DENMARK			8	1848	
55 GERMANY W			50	13414	
85 SWEDEN	5	1604	288	91265	
990 U STATES	34	62623	613	914103	
	39	70962	977	1070036	
ENGINES MOTOR TRUCK AND PARTS	NO				5 2 4 5
1 U KINGDOM	1	2967	23	63871	
55 GERMANY W			190	54513	
559 JAPAN			4	1774	
990 U STATES	1043	936282	11098	12355927	
	1044	939249	11315	12476085	
ENGINES FISHING BOAT AND PARTS	NO				5 2 4 6
1 U KINGDOM			24	12003	
85 SWEDEN				7656	
990 U STATES	43	36516	200	243654	
	43	36516	224	263313	
PARTS OF AIRCRAFT ENGINES					5 2 4 8
1 U KINGDOM		1770006		24484409	
44 BELG LUX				11874	
49 DENMARK		16415		23018	
73 NETHRLNDS				2035	

IMPORTS BY COMMODITIES AND COUNTRIES

Commodity and Country	DECEMBER 1961		JANUARY TO DECEMBER 1961		Class Number
	Quantity	Value (\$)	Quantity	Value (\$)	
848 CUBA				2367	
874 MEXICO				107	
990 U STATES		1827384		26188115	
ENGINES UP TO 1 AND 1 HALF HP	NO	3613805		50711925	5251
1 U KINGDOM	15	179	24	1214	
990 U STATES		166	70	7306	
ENGINES GAS NO P AND PARTS	NO	345	94	8520	5252
1 U KINGDOM		2070	108	110015	
43 AUSTRIA	1	66	423	28843	
55 GERMANY W	34	18825	287	65449	
67 ITALY			105	5415	
85 SWEDEN		267	53	18169	
86 SWITZRLND				5224	
559 JAPAN			19	3139	
564 KOREA			5	2383	
990 U STATES	13248	1109412	133743	12511987	
ENGINES STEAM NO P AND PARTS	NO	13283	134743	12750624	5253
1 U KINGDOM		3440	8	392753	
54 FRANCE				20140	
55 GERMANY W				1821	
85 SWEDEN				122	
86 SWITZRLND				9656	
990 U STATES	11	62703	154	1357822	
FIRE ENGINES MACHINES AND PTS	NO	11	162	1782314	5254
1 U KINGDOM		1789	48	76283	
990 U STATES	23	54692	213	525914	
LOCOMOTIVES RAILWAY NO P	NO	23	261	602197	5255
990 U STATES	1	9360	15	307418	
LOCOMOTIVE CHASSIS TOPS WHEELS	1	9360	15	307418	5256
1 U KINGDOM				1169	
990 U STATES		14396		564723	
LOCOMOTIVES SAWMILL MINING PTS	NO	14396		565892	5257
1 U KINGDOM	1	14266	17	212575	
990 U STATES	6	111036	29	916437	
ENGINES AIRCRAFT UP TO 200 HP	NO	7	46	1129012	5258
54 FRANCE	1	1400	1	1400	
990 U STATES	19	19264	505	519940	
ENGINES AIRCRAFT 201 TO 500 HP	NO	20	506	521340	5259
1 U KINGDOM			3	1762	
990 U STATES	16	50308	296	1103581	
ENGINES AIRCRAFT 501 TO 1000HP	NO	16	299	1105343	5260
990 U STATES			38	163120	
ENGINES AIRCRAFT OVER 1000 HP	NO		38	163120	5261
1 U KINGDOM	1	75288	199	29482388	
848 CUBA			1	75000	
990 U STATES	17	1331081	276	13528735	
ENGINES MARINE DIESEL	NO	18	476	43086123	5265
1 U KINGDOM	37	411321	440	1655322	
49 DENMARK			3	92028	
55 GERMANY W			22	43191	
73 NETHRLNDS			20	537923	
85 SWEDEN	8	18756	33	42101	
559 JAPAN			29	6689	
990 U STATES	49	237854	514	2128771	
ENGINES MOTOR VEHICLE DIESEL	NO	94	1061	4506025	5266
1 U KINGDOM	81	258820	511	1317602	
55 GERMANY W	1	1964	7	11650	
559 JAPAN			1	2425	
990 U STATES	43	111846	613	1583196	
ENGINES LOCOMOTIVE DIESEL	NO	125	1132	2914873	5267
1 U KINGDOM			14	62251	
990 U STATES			58	559648	
ENGINES DIESEL SEMI DIESEL NOP	NO		72	621899	5268
1 U KINGDOM	48	265625	2049	4418142	
54 FRANCE			4	1712	
55 GERMANY W	26	36940	144	181471	
559 JAPAN			34	10175	
614 AUSTRALIA			3	1006	
785 VENEZUELA			3	37500	
954 ST PIERRE			4	1600	
990 U STATES	402	655224	1922	4202902	
POWER BOILERS	476	957789	4163	8854508	5274
1 U KINGDOM				3270	
55 GERMANY W				961	
990 U STATES		50779		1093577	
POWER BOILER PARTS		50779		1097808	5275
1 U KINGDOM		290		61202	
44 BELG LUX				399	
55 GERMANY W				117	

IMPORTS BY COMMODITIES AND COUNTRIES

Commodity and Country	DECEMBER 1961		JANUARY TO DECEMBER 1961		Class Number
	Quantity	Value (\$)	Quantity	Value (\$)	
85 SWEDEN		6140		174129	
990 U STATES		80514		1226444	
OUTBOARD MOTORS		86944		1462291	5280
	NO				
1 U KINGDOM	2	179	480	41014	
55 GERMANY W	1	108	1	108	
67 ITALY			2	210	
85 SWEDEN			214	84034	
614 AUSTRALIA			2	609	
990 U STATES	171	65460	6008	1609000	
	174	65747	6707	1734975	
OUTBOARD MOTOR PARTS					5283
1 U KINGDOM				3100	
44 BELG LUX				8012	
55 GERMANY W				534	
524 MALAYA				393	
613 BAHAMAS				3047	
990 U STATES		262779		5417625	
		262779		5432711	
CREAM SEPARATOR PARTS					5290
1 U KINGDOM				131	
49 DENMARK		110		4364	
53 FINLAND		148		2087	
55 GERMANY W		145		4030	
85 SWEDEN		1499		34034	
990 U STATES		4285		97526	
		6187		142172	
CREAM SEPARATORS					5292
	NO		5	9701	
49 DENMARK				209809	
55 GERMANY W			2315	610498	
85 SWEDEN	479	51597	7216	220512	
990 U STATES	4	13944	75	1050520	
	483	65541	9611	5144	
MILK CLARIFIERS AND PARTS					5293
85 SWEDEN				10224	
990 U STATES				15368	
MILKING MACHINES AND PARTS					5294
1 U KINGDOM				1261	
55 GERMANY W				32130	
85 SWEDEN		230		53227	
86 SWITZRLND				1744	
990 U STATES		134578		2466981	
		134808		2555343	
PASTEURIZERS DAIRY AND PARTS					5295
	NO		21	76074	
1 U KINGDOM		1120		84	
55 GERMANY W		84		50222	
85 SWEDEN		1480		287647	
990 U STATES	5	9880	176	414027	
	5	12564	197		
POWER DAIRY MACHINERY AND PTS					5296
1 U KINGDOM		12616		82417	
49 DENMARK				2714	
54 FRANCE		6792		8003	
55 GERMANY W		853		29266	
85 SWEDEN		252		4717	
86 SWITZRLND		4848		29339	
990 U STATES		278148		3296573	
		303509		3453029	
FORKS PRONGED					5301
	DOZ				
1 U KINGDOM	3	96	111	2317	
55 GERMANY W	926	7642	4669	39128	
559 JAPAN			1438	16610	
990 U STATES	5	88	150	3439	
	934	7826	6368	61494	
HARVESTERS AND PARTS					5302
	NO			13646	
1 U KINGDOM				40794	
49 DENMARK			115	2431993	
990 U STATES	1	95698	747	2486433	
	1	95698	862		
HAY LOADERS AND PARTS					5303
	NO			46805	
990 U STATES		267	188	46805	
		267	188		
MOWING MACHINES AND PARTS					5305
	NO			8563	
1 U KINGDOM			9	5190	
53 FINLAND			25	26710	
55 GERMANY W			129	10198	
85 SWEDEN		128	36	3305780	
990 U STATES	749	274897	7296	3356441	
	749	275025	7495		
POTATO DIGGERS PLANTERS PARTS					5306
	NO		21	10108	
1 U KINGDOM			3	2660	
55 GERMANY W	2	446		964303	
990 U STATES	48	44946	665	977071	
	50	45392	689		
HAY RAKES TEDDERS AND PARTS					5307
	NO		37	11719	
1 U KINGDOM			25	7199	
49 DENMARK			1011	247440	
73 NETHRLNDS			7035	2696753	
990 U STATES	621	254868	6108	2963111	
	621	254868			
RAKES N O P					5308
	DOZ				
1 U KINGDOM	50	348	1079	8734	
44 BELG LUX	50	213	450	1757	
55 GERMANY W	2866	15944	8995	49296	
85 SWEDEN			6	51	

IMPORTS BY COMMODITIES AND COUNTRIES

Commodity and Country	DECEMBER 1961		JANUARY TO DECEMBER 1961		Class Number
	Quantity	Value (\$)	Quantity	Value (\$)	
559 JAPAN			13081	31833	
990 U STATES		16308	13876	86560	
SCYTHES	2715	32813	37487	178231	
	002				5310
1 U KINGDOM			432	7741	
43 AUSTRIA			2168	39493	
54 FRANCE			510	8553	
55 GERMANY W			671	12083	
85 SWEDEN			458	7309	
990 U STATES	298	5002	1111	19385	
SICKLES OR REAPING HOOKS	298	5002	5350	94564	
	002				5311
1 U KINGDOM			183	821	
55 GERMANY W			83	559	
990 U STATES	353	3278	1032	9069	
CULTIVATORS SCUFFLERS AND PTS	353	3278	1298	10449	
					5321
1 U KINGDOM		2599		314698	
43 AUSTRIA		4699		4699	
49 DENMARK		94321		124548	
54 FRANCE		555		32301	
55 GERMANY W		13279		19648	
73 NETHRLNDS				642	
86 SWITZRLND				237	
559 JAPAN				8769	
990 U STATES		380337		7325181	
DRILLS SEED SEEDERS AND PARTS		495790		7830723	
					5322
1 U KINGDOM				2005	
990 U STATES		103869		1602085	
HARROWS DISC AND PARTS		103869		1604090	
					5323
1 U KINGDOM				1573	
990 U STATES		175630		1796230	
HARROWS AND PARTS N O P		175630		1797803	
					5324
1 U KINGDOM				79773	
49 DENMARK		22665		22665	
55 GERMANY W				1108	
86 SWITZRLND				13421	
990 U STATES		29259		714191	
HOES		51924		831158	
	002				5325
1 U KINGDOM			190	1368	
55 GERMANY W	85	456	903	4771	
85 SWEDEN			14	532	
559 JAPAN			1881	10514	
990 U STATES	14	200	876	11238	
PLOUGHS DISC AND PARTS	99	656	3864	28423	
					5326
1 U KINGDOM				51	
990 U STATES		13821		478444	
PLOUGHS AND PARTS N O P		13821		478495	
					5327
1 U KINGDOM				77173	
55 GERMANY W		166		1513	
73 NETHRLNDS				670	
990 U STATES		155292		2682740	
ROLLERS FARM OR LAWN AND PARTS		155458		2762096	
	NO				5328
990 U STATES					
4	623	1149	90760		
FANNING MILL PEAVINERS AND PTS	4	623	1149	90760	
	NO				5331
54 FRANCE			6	3287	
990 U STATES	4	25148	414	1018552	
HARVESTER COMBINES AND PARTS	4	25148	420	1021839	
	NO				5332
1 U KINGDOM		1280	3	88169	
54 FRANCE				1204	
55 GERMANY W			35	88838	
990 U STATES	13	514137	3212	19809704	
THRESHING MACHINE SEPARATORS	13	515417	3250	19987915	
	NO				5333
990 U STATES					
2	540	49	13206		
THRESHING MACHINE PARTS	2	540	49	13206	
					5334
990 U STATES		1612		35796	
ELECT GENERATORS FARM AND PTS		1612		35796	
					5342
1 U KINGDOM				3799	
990 U STATES		4986		87198	
FODDER FEED CUTTERS AND PARTS		4986		90997	
	NO				5343
990 U STATES					
33	12847	180	103214		
FRUIT VEGETABLE GRADING MACH	33	12847	180	103214	
					5344
1 U KINGDOM		115		39033	
55 GERMANY W				4054	
73 NETHRLNDS		475		5129	
990 U STATES		56553		1195645	
GRAIN HAY GRINDERS AND PARTS		57143		1243861	
	NO				5345
49 DENMARK		670		670	
85 SWEDEN			2	1096	
874 MEXICO				191	
990 U STATES	127	84624	1238	607271	
	127	85294	1240	609228	

IMPORTS BY COMMODITIES AND COUNTRIES

Commodity and Country	DECEMBER 1961		JANUARY TO DECEMBER 1961		Class Number
	Quantity	Value (\$)	Quantity	Value (\$)	
HAY PRESSES AND PARTS	NO				5 346
1 U KINGDOM		22034		132490	
54 FRANCE			85	79608	
55 GERMANY W				5556	
990 U STATES	438	680726	6361	949978	
	438	702760	6446	9717432	
MANURE SPREADERS AND PARTS	NO				5 350
1 U KINGDOM				10939	
49 DENMARK			12	776	
990 U STATES	423	206654	5949	2716432	
	423	206654	5961	2728147	
POST HOLE DIGGERS AND PARTS	NO				5 352
990 U STATES	88	7093	4408	232026	
	88	7093	4408	232026	
SPADES AND SHOVELS	NO				5 353
1 U KINGDOM		9035	7068	92296	
55 GERMANY W	734		249	2961	
73 NETHRLNDS			15	210	
78 PORTUGAL			115	1026	
516 HONG KONG			213	1344	
559 JAPAN			3489	32592	
990 U STATES	322	8543	1817	29499	
	1056	17578	12966	159928	
SPRAYING AND DUSTING MACHINES	NO				5 354
1 U KINGDOM				53268	
55 GERMANY W		9623		18403	
67 ITALY				1228	
516 HONG KONG				421	
559 JAPAN		1325		3365	
990 U STATES		58829		2292568	
		69777		2369253	
TRACTION DITCHING MACH AND PTS	NO				5 356
1 U KINGDOM			1	1204	
55 GERMANY W			2	891	
990 U STATES	7	54388	160	1023963	
	7	54388	163	1026058	
TRACTORS	NO				5 357
1 U KINGDOM	568	910850	8871	13783085	
54 FRANCE			176	260931	
55 GERMANY W	15	23828	157	438885	
67 ITALY			142	198206	
85 SWEDEN			30	5504	
785 VENEZUELA			3	4514	
990 U STATES	925	2915295	22476	74650417	
	1508	3849973	31855	89341542	
TRACTOR PARTS AND ACCESSORIES	NO				5 358
1 U KINGDOM		205953		2565764	
49 DENMARK		922		7629	
54 FRANCE		2407		7750	
55 GERMANY W		69		93662	
67 ITALY		5231		23088	
73 NETHRLNDS		6997		32295	
85 SWEDEN				22754	
86 SWITZRLND				18583	
559 JAPAN		426		7364	
990 U STATES		2990998		43826319	
		3213003		46605208	
PRUNING HOOKS SHEARS	NO				5 362
1 U KINGDOM		1092		11480	
44 BELG LUX		1251		4113	
49 DENMARK				150	
54 FRANCE				234	
55 GERMANY W		120		9529	
67 ITALY		7797		31297	
76 NORWAY				350	
86 SWITZRLND		1200		4726	
559 JAPAN		338		1942	
990 U STATES		11359		135357	
		23157		199178	
AGRIC IMPLEMENTS	NO				5 363
1 U KINGDOM		36289		640592	
44 BELG LUX				1110	
49 DENMARK				23951	
54 FRANCE		1860		9442	
55 GERMANY W		3609		91569	
67 ITALY				541	
73 NETHRLNDS		5014		77074	
85 SWEDEN				6277	
86 SWITZRLND		56		2894	
559 JAPAN		425		87726	
614 AUSTRALIA				204	
990 U STATES		1103359		21971879	
		1150612		22913259	
KNIVES AND FORKS	NO				5 371
1 U KINGDOM		6971		149202	
43 AUSTRIA				4924	
44 BELG LUX		136		1703	
49 DENMARK		1345		17402	
53 FINLAND				1788	
54 FRANCE				2124	
55 GERMANY W		2549		80544	
67 ITALY				819	
73 NETHRLNDS		167		3486	
76 NORWAY				380	
85 SWEDEN		227		14482	
86 SWITZRLND		351		864	

IMPORTS BY COMMODITIES AND COUNTRIES

Commodity and Country	DECEMBER 1961		JANUARY TO DECEMBER 1961		Class Number
	Quantity	Value (\$)	Quantity	Value (\$)	
277 POLAND		778		778	
516 HONG KONG		3824		7127	
519 INDIA		93		3753	
559 JAPAN		51805		824062	
583 THAILAND				192	
668 U S OCEA		7244		15207	
990 U STATES		13903		176595	
		89393		1305432	
POCKET KNIVES					5372
1 U KINGDOM		16327		204981	
54 FRANCE				1514	
55 GERMANY W		9095		181979	
67 ITALY		689		14118	
82 SPAIN		124		519	
85 SWEDEN		692		1561	
86 SWITZRLND		489		6165	
559 JAPAN		6360		46003	
990 U STATES		6178		93687	
		39954		550527	
RAZORS N O P AND PARTS					5373
1 U KINGDOM		18921		37649	
54 FRANCE				752	
55 GERMANY W		725		21093	
559 JAPAN		1602		2973	
990 U STATES		3602		440354	
		24850		502821	
SAFETY RAZOR BLADES	002				5374
1 U KINGDOM	13583	2214	1223275	160789	
49 DENMARK			68749	4699	
55 GERMANY W	17333	966	197344	10973	
64 IRELAND			29166	1330	
85 SWEDEN	4500	135	18950	755	
246 CZECHO S			29166	588	
559 JAPAN			5000	714	
990 U STATES	111036	12431	2833199	219074	
	146452	15746	4404849	398922	
SCISSORS AND SHEARS N O P					5375
1 U KINGDOM		16291		198778	
54 FRANCE		248		4011	
55 GERMANY W		24864		471003	
67 ITALY		8479		83356	
73 NETHRLNOS		55		1432	
86 SWITZRLND				360	
516 HONG KONG				574	
527 PAKISTAN		69		13656	
559 JAPAN		3857		79061	
990 U STATES		25364		385117	
		79227		1237348	
OTHER KNIVES N O P					5376
1 U KINGDOM		5099		55817	
43 AUSTRIA				979	
49 DENMARK				435	
53 FINLAND				1719	
54 FRANCE		110		5937	
55 GERMANY W		16904		182520	
67 ITALY				1036	
85 SWEDEN		352		18227	
86 SWITZRLND		195		2553	
516 HONG KONG		135		798	
519 INDIA				598	
559 JAPAN		3396		51884	
990 U STATES		11217		144951	
		37408		467454	
SPOONS					5377
1 U KINGDOM		961		20695	
43 AUSTRIA				2609	
44 BELG LUX				726	
49 DENMARK		539		7630	
53 FINLAND				657	
55 GERMANY W		551		22616	
67 ITALY				2327	
73 NETHRLNOS				5818	
76 NORWAY				89	
85 SWEDEN		119		7020	
246 CZECHO S				615	
277 POLAND		615		615	
516 HONG KONG		2423		2788	
559 JAPAN		20529		286171	
668 U S OCEA				7009	
990 U STATES		14796		46100	
		40533		413485	
KNIVES BUTCHER AND KITCHEN					5378
1 U KINGDOM		15871		133686	
49 DENMARK				103	
54 FRANCE		99		12461	
55 GERMANY W		1599		109276	
73 NETHRLNOS				2176	
85 SWEDEN		62		2409	
86 SWITZRLND		996		13803	
516 HONG KONG				584	
519 INDIA				200	
559 JAPAN		3217		135284	
668 U S OCEA				1486	
990 U STATES		24036		184609	
		45880		596077	

IMPORTS BY COMMODITIES AND COUNTRIES

111

Commodity and Country	DECEMBER 1961		JANUARY TO DECEMBER 1961		Class Number
	Quantity	Value (\$)	Quantity	Value (\$)	
HINGES AND BUTTS	LB				5381
1 U KINGDOM	35772	8843	335815	86082	
43 AUSTRIA			19107	4188	
44 BELG LUX			15846	5379	
55 GERMANY W	11015	4168	197311	57467	
67 ITALY	750	516	1491	1010	
73 NETHRLNDS			4204	1230	
82 SPAIN			2180	755	
85 SWEDEN	11556	2146	223172	62965	
553 CHINA COM	4108	502	4108	502	
559 JAPAN	42688	9200	734784	142498	
990 U STATES	60227	51005	834211	630593	
	166116	76380	2372229	992669	
CUT NAILS	CWT				5391
1 U KINGDOM			40	824	
85 SWEDEN			32	727	
559 JAPAN			201	3153	
990 U STATES	390	18374	3899	159164	
	390	18374	4172	163868	
TACKS ALL KINDS N O P	LB				5393
1 U KINGDOM	891	229	29715	6875	
55 GERMANY W	504	526	17598	8025	
559 JAPAN			3397	1171	
990 U STATES	4661	2274	54880	23368	
	6056	3029	105590	39439	
WIRE NAILS OVER ONE INCH	CWT				5394
1 U KINGDOM			29725	241530	
43 AUSTRIA	959	7376	18714	116435	
44 BELG LUX	321	2877	9452	68642	
55 GERMANY W	1625	10150	17893	114760	
67 ITALY			1959	12138	
73 NETHRLNDS	5532	41663	33621	226927	
85 SWEDEN			465	5761	
246 CZECHO S	6557	29206	46076	209339	
277 POLANO			3125	21331	
559 JAPAN	1298	12357	70955	531267	
990 U STATES	725	20883	7380	190002	
	17017	124512	239365	1738132	
NAILS BRADS AND SPIKES N O P	LB				5395
1 U KINGDOM	598	257	55794	11252	
55 GERMANY W			24172	8748	
85 SWEDEN			400	102	
559 JAPAN			64606	10059	
990 U STATES	14228	4940	172745	69374	
	14826	5197	317727	99535	
HAND SEWING NEELES					5400
1 U KINGDOM		1249		43528	
55 GERMANY W		425		8544	
246 CZECHO S				915	
516 HONG KONG				950	
559 JAPAN		1600		6918	
990 U STATES		259		4222	
		3533		65077	
SPRING BEARO AND LATCH NEELES	M				5401
1 U KINGDOM	101	5483	1121	50869	
54 FRANCE			23	1492	
55 GERMANY W	107	2801	1719	59702	
86 SWITZRLND	14	1087	132	10726	
246 CZECHO S			20	447	
990 U STATES	954	52200	9588	538668	
	1176	61571	12603	661904	
NEEDLES N O P					5402
1 U KINGDOM		17281		333531	
44 BELG LUX				19235	
55 GERMANY W		11770		103314	
67 ITALY		114		13778	
73 NETHRLNDS				2600	
86 SWITZRLNO				3348	
246 CZECHO S				2327	
516 HONG KONG		136		1633	
559 JAPAN		5420		40136	
990 U STATES		15608		192313	
		50329		712215	
PINS N O P	LB				5403
1 U KINGDOM	12023	15889	386034	335962	
54 FRANCE	75	495	3221	3010	
55 GERMANY W	512	645	18385	16312	
82 SPAIN			1588	446	
246 CZECHO S	1450	510	24650	12150	
559 JAPAN	1009	1213	9902	8655	
990 U STATES	4970	10502	56367	100179	
	20039	29254	500147	476714	
PINS FOR MARKING SYSTEMS	LB				5404
1 U KINGDOM			628	481	
990 U STATES	8645	10414	31882	48770	
	8645	10414	32510	49251	
NUTS AND BOLTS WASHERS RIVETS	LB				5411
1 U KINGDOM	132916	40433	2370564	636364	
43 AUSTRIA	4214	1041	98812	18918	
44 BELG LUX	139032	13454	547079	62564	
53 FINLAND			316	682	
54 FRANCE	63948	12027	1335605	198056	
55 GERMANY W	30962	14683	465893	150959	
67 ITALY	4529	1478	68883	15108	
73 NETHRLNDS	4553	1478	45251	11484	
85 SWEDEN	21413	5544	228302	69023	

IMPORTS BY COMMODITIES AND COUNTRIES

Commodity and Country	DECEMBER 1961		JANUARY TO DECEMBER 1961		Class Number
	Quantity	Value (\$)	Quantity	Value (\$)	
86 SWITZRLND			367	1245	
288 YUGO SLAV	21612	2625	473153	51941	
516 HONG KONG			118	118	
559 JAPAN	309856	41921	1324354	197914	
614 AUSTRALIA			2375	700	
990 U STATES	634285	396861	7785054	4359714	
	1367320	531545	14746126	5774790	
MACHINE AND OTHER SCREWS N O P					5412
1 U KINGDOM		2691		40221	
43 AUSTRIA				2208	
44 BELG LUX		3519		25574	
54 FRANCE				2950	
55 GERMANY W		3101		23379	
64 IRELAND				16002	
73 NETHRLNDS				2267	
85 SWEODEN		1494		6749	
86 SWITZRLND				563	
516 HONG KONG				80	
559 JAPAN		9273		68901	
886 P RICO				8018	
990 U STATES		248904		2581192	
		268982		2778104	
WOOD SCREWS OF IRON OR STEEL					5413
1 U KINGDOM		965		21336	
43 AUSTRIA		92		9668	
44 BELG LUX		2213		17875	
54 FRANCE				886	
55 GERMANY W		2763		24927	
85 SWEODEN		2521		26991	
246 CZECHO S				1182	
516 HONG KONG				3662	
559 JAPAN		9295		60101	
886 P RICO				15721	
990 U STATES		8966		131528	
		26815		313877	
FISH HOOKS COMMERCIAL					5421
1 U KINGDOM		68		4125	
76 NORWAY		3170		47607	
559 JAPAN		218		3406	
990 U STATES		759		21721	
		4215		76859	
HAROWARE N O P					5422
1 U KINGDOM		45300		601003	
43 AUSTRIA				7390	
49 DENMARK				51	
54 FRANCE		3220		10713	
55 GERMANY W		2634		101868	
67 ITALY				18419	
73 NETHRLNDS		3319		46633	
82 SPAIN				1999	
85 SWEDEN		6575		52060	
246 CZECHO S		316		4056	
516 HONG KONG				327	
559 JAPAN		6609		96038	
614 AUSTRALIA		85		85	
990 U STATES		459186		4886024	
		527244		5826666	
LOCKS OF IRON OR STEEL					5423
1 U KINGDOM		4159		61312	
49 DENMARK				74	
54 FRANCE				654	
55 GERMANY W		1569		70174	
67 ITALY				5572	
85 SWEODEN		200		318	
86 SWITZRLND		8443		12282	
262 HUNGARY				1030	
516 HONG KONG				5536	
559 JAPAN				7137	
990 U STATES		86091		961848	
		100462		1125937	
SKATES ICE AND PARTS					5425
1 U KINGDOM	PAIR	52	3674	16000	
43 AUSTRIA			55	413	
990 U STATES		332	1160	2476	
		335	4889	18889	
SKATES ROLLER AND PARTS					5426
1 U KINGDOM	PAIR		2222	3765	
559 JAPAN		1728	9926	8103	
990 U STATES		280	8756	45046	
		2008	20904	56914	
CARPET SWEEPERS					5441
1 U KINGDOM	NO	180	1754	8226	
886 P RICO			1564	13790	
990 U STATES		1137	10929	51544	
		1317	14247	73560	
CLEANERS ELECTRIC VACUUM					5442
1 U KINGDOM	NO	870	6544	142976	
49 DENMARK			546	21420	
55 GERMANY W			16	1097	
67 ITALY			505	15149	
73 NETHRLNDS	525	12810	6437	144755	
85 SWEODEN			351	24882	
559 JAPAN			1	250	
990 U STATES		5650	90047	3555406	
		7045	104447	3905935	

IMPORTS BY COMMODITIES AND COUNTRIES

Commodity and Country	DECEMBER 1961		JANUARY TO DECEMBER 1961		Class Number
	Quantity	Value (\$)	Quantity	Value (\$)	
CLEANERS HAND VACUUM AND PARTS					5443
1 U KINGDOM		51205		454921	
49 DENMARK				4279	
55 GERMANY W				1507	
73 NETHRLNDS		258		3598	
85 SWEDEN		946		14939	
516 HONG KONG				803	
559 JAPAN				8809	
886 P RICO				6394	
990 U STATES		180908		2040064	
		233517		2535314	
CLOTHES WRINGERS DOMESTIC					5444
990 U STATES		10303		106346	
		10303		106346	
SEWING MACHINES DOMESTIC					5445
NO					
1 U KINGDOM	2599	71015	35320	904109	
54 FRANCE			3261	103866	
55 GERMANY W	106	10060	2709	194141	
67 ITALY			1155	7132	
73 NETHRLNDS			4	374	
78 PORTUGAL	100	2882	425	12951	
82 SPAIN	12	584	12	584	
85 SWEDEN	56	4003	429	31773	
86 SWITZRLND	200	15178	6017	446942	
246 CZECHO S	100	3074	1585	35551	
519 INDIA			1550	21073	
559 JAPAN	3466	91442	73428	1874238	
752 BRAZIL	200	4192	256	5443	
990 U STATES	2087	155623	30584	2249702	
	8926	358053	156735	5887879	
SEWING MACH ATTACHMNTS DOMESTIC					5446
1 U KINGDOM		445		125666	
55 GERMANY W		584		7594	
67 ITALY				278	
86 SWITZRLND		494		4107	
559 JAPAN				7286	
990 U STATES		26944		224029	
		28467		368960	
SEWING MACHINE PARTS DOMESTIC					5447
1 U KINGDOM		17473		380941	
49 DENMARK		186		508	
55 GERMANY W		2279		22492	
67 ITALY				229	
85 SWEDEN				958	
86 SWITZRLND		189		6497	
246 CZECHO S				881	
258 GERMANY E				517	
288 YUGO SLAY		18249		40894	
559 JAPAN		4415		22538	
990 U STATES		108620		721308	
		151411		1197763	
CLOTHES DRYERS DOMESTIC ELECTR					5448
NO					
1 U KINGDOM	408	20462	1460	69497	
55 GERMANY W	250	14510	539	27362	
990 U STATES	2102	345633	20165	3329931	
	2760	380605	22164	3426790	
WATER PUMPS DOMESTIC					5449
NO					
1 U KINGDOM	88	1588	4832	43530	
246 CZECHO S			536	2193	
990 U STATES	5	515	656	40858	
	93	2103	6024	86581	
WASHING MACHINES ELECTRIC					5450
NO					
1 U KINGDOM			169	18370	
55 GERMANY W			21	2052	
990 U STATES	1933	296548	34925	5109360	
	1933	296548	35115	5129782	
WASHING MACHINES N O P					5451
990 U STATES			15	1693	
			15	1693	
WASHING MACHINE PARTS					5453
1 U KINGDOM				2604	
86 SWITZRLND				3174	
990 U STATES		485846		5445999	
		485846		5451777	
IRONERS DOMESTIC ELEC AND PTS					5454
NO					
990 U STATES	30	1056	56	5893	
	30	1056	56	5893	
ARTICLES FOR SMELTING IRON					5461
1 U KINGDOM		534		2696	
55 GERMANY W		1548		127736	
76 NORWAY				69	
990 U STATES		76710		558708	
		78792		689209	
BLOWERS SMELTING APPARATUS					5462
55 GERMANY W				3144	
86 SWITZRLND				6579	
990 U STATES		82952		356997	
		82952		366720	
BUDDLES VANNERS SLIME TABLES					5463
990 U STATES		4795		2925393	
		4795		2925393	
CHOCK RELEASE APPARATUS					5465
1 U KINGDOM		276		482	
		276		482	
COAL HEADING MACHINES					5466
1 U KINGDOM				3391	

IMPORTS BY COMMODITIES AND COUNTRIES

Commodity and Country	DECEMBER 1961		JANUARY TO DECEMBER 1961		Class Number
	Quantity	Value (\$)	Quantity	Value (\$)	
55 GERMANY W				17968	
85 SWEDEN				997	
990 U STATES		9017		262209	
MINERS LAMPS AND ACCESSORIES		9017		284565	5467
1 U KINGDOM		660		22499	
55 GERMANY W				71	
990 U STATES		24413		408752	
AMALGAM SAFES ORE SAMPLERS		25073		431322	5468
1 U KINGDOM		426		35758	
55 GERMANY W		529		58040	
990 U STATES		55416		450977	
SUNDRY METALLURGICAL APPARATUS		56371		544775	5469
1 U KINGDOM		913		347813	
44 BELG LUX				511	
54 FRANCE		2553		17362	
55 GERMANY W		4907		473500	
67 ITALY				26481	
76 NORWAY		945		250154	
85 SWEDEN		2762		87627	
86 SWITZRLND				166077	
559 JAPAN				4281	
990 U STATES		162536		3521062	
DIAMOND DRILLS CORE DRILLS		174616		4894868	5470
1 U KINGDOM		74477		389258	
55 GERMANY W				78	
85 SWEDEN				2099	
427 UN SO AFR				40963	
990 U STATES		22389		356570	
MINE LOADING MACH CONVEYORS		96866		788968	5471
1 U KINGDOM		8633		1956822	
55 GERMANY W				9637	
85 SWEDEN		33133		116855	
990 U STATES		799606		8382051	
MACHINERY ALLUVIAL MINING		841372		10465365	5473
990 U STATES		219		408944	
MACHINERY ORE HANDLING		219		408944	5474
990 U STATES				44217	
MACHINERY ORE CONCENTRATION				44217	5475
1 U KINGDOM		5327		133407	
44 BELG LUX				1570	
55 GERMANY W				4895	
85 SWEDEN		1039		5604	
990 U STATES		51131		1239951	
MACHINERY METAL REFINING		57497		1385427	5476
1 U KINGDOM				4586	
55 GERMANY W		34310		34310	
67 ITALY				183	
86 SWITZRLND		2265		2795	
990 U STATES		43988		587264	
ORE CRUSHERS GRINDING MILLS		80563		629138	5477
1 U KINGDOM		619		338712	
44 BELG LUX				475	
54 FRANCE				1272	
55 GERMANY W				80677	
86 SWITZRLND				124	
990 U STATES		132519		2166519	
COAL CUTTERS AUGERS DRILLS		133138		2587779	5478
1 U KINGDOM		2092		111517	
44 BELG LUX				435	
55 GERMANY W				1406	
990 U STATES		2763		149558	
PUMPS PREC METAL EXTRACTION		4855		262916	5480
990 U STATES		29114		229583	
ROCK DRILLS AND PARTS		29114		229583	5481
1 U KINGDOM	NO	13772	93	153662	
53 FINLAND		148	22	27884	
85 SWEDEN	11	6291	344	287468	
86 SWITZRLND			1	1289	
427 UN SO AFR				735	
990 U STATES	33	110436	360	1648787	
WELL DRILLING MACHINERY	44	130647	820	2119825	5482
1 U KINGDOM		18319		416002	
55 GERMANY W				7929	
67 ITALY				855	
85 SWEDEN				89	
559 JAPAN				443	
785 VENEZUELA				46259	
990 U STATES		3362157		34181330	
ADDING MACHINES AND PARTS	NO	3380476		34652907	5500
1 U KINGDOM	144	22141	2792	413835	
54 FRANCE			120	17242	

IMPORTS BY COMMODITIES AND COUNTRIES

Commodity and Country	DECEMBER 1961		JANUARY TO DECEMBER 1961		Class Number
	Quantity	Value (\$)	Quantity	Value (\$)	
55 GERMANY W	110	11195	2312	225014	5501
67 ITALY	730	63296	8723	728503	
76 NORWAY	5	319	927	50146	
85 SWEDEN	182	12411	2889	214149	
86 SWITZRLND	12	1172	38	2976	
246 CZECHO S			900	7936	
990 U STATES	586	85138	9713	1775974	
	1769	195672	28414	3435775	
BOOKKEEPING MACHINES AND PARTS	NO				
1 U KINGDOM	18	5484	115	182388	
49 DENMARK	50	1661	645	33938	
54 FRANCE	1	3300	5	18591	
55 GERMANY W	35	16340	612	424544	
67 ITALY	254	58597	4445	1474128	
73 NETHRLNDS	155	26597	579	122866	
85 SWEDEN	123	55318	1490	628121	
86 SWITZRLND	4	1038	222	50736	
246 CZECHO S			25	2247	
258 GERMANY E			1	57	
990 U STATES	299	1766156	5661	26651796	
	939	1934491	13800	29589412	
CASH REGISTERS					5503
55 GERMANY W		28456		393084	
76 NORWAY		1825		39159	
85 SWEDEN		4575		713380	
990 U STATES		80009		2416402	
		114865		3562025	
CASH REGISTER PARTS					5504
55 GERMANY W		1108		10250	
85 SWEDEN		3486		89581	
990 U STATES		223454		3064094	
		228048		3163925	
DICTATING MACHINES AND PARTS					5506
1 U KINGDOM		59		325752	
44 BELG LUX				78	
49 DENMARK		466		4110	
54 FRANCE		1914		6068	
55 GERMANY W		68494		576513	
73 NETHRLNDS		15504		99763	
86 SWITZRLNO				4720	
559 JAPAN		953		34553	
990 U STATES		113954		1271952	
		201344		2323509	
TYPEWRITER PARTS					5507
1 U KINGDOM		7322		161130	
54 FRANCE				1584	
55 GERMANY W		7350		224607	
67 ITALY		608		1542	
73 NETHRLNDS		16562		35119	
85 SWEDEN				352	
86 SWITZRLND		3280		45162	
246 CZECHO S		26660		308795	
990 U STATES		369555		4375347	
		431337		5153638	
TYPEWRITERS ELECTRIC	NO				5508
1 U KINGDOM	6	1826	9	2694	
55 GERMANY W			145	24173	
85 SWEDEN			147	25788	
86 SWITZRLND	12	2432	145	34304	
990 U STATES	40	10072	3925	1183295	
	58	14330	4371	1270254	
TYPEWRITERS PORTABLE	NO				5509
1 U KINGDOM	1251	60356	10584	426746	
55 GERMANY W			1523	65906	
67 ITALY	500	14258	4875	169903	
73 NETHRLNDS	300	10673	500	16762	
82 SPAIN			1654	78862	
85 SWEDEN	118	6047	458	22962	
86 SWITZRLNO	90	4872	1688	75248	
246 CZECHO S	1056	19016	6788	124995	
258 GERMANY E	875	16258	3808	77666	
559 JAPAN			134	3075	
824 JAMAICA	92	2685	497	13028	
990 U STATES	6	387	1494	80650	
	4288	134552	34003	1155803	
TYPEWRITERS STANDARD NON ELECT	NO				5510
1 U KINGDOM	19	1488	4290	484859	
55 GERMANY W	2	275	1482	115115	
67 ITALY			83	10266	
82 SPAIN			580	33274	
85 SWEDEN	174	16389	746	71056	
86 SWITZRLND	12	1582	1235	124482	
246 CZECHO S			100	6388	
258 GERMANY E			21	1380	
990 U STATES	85	3002	2197	94198	
	292	22736	10734	941018	
ELECTRONIC COMPUTERS AND PARTS	NO				5511
1 U KINGDOM				13223	
55 GERMANY W			5	27229	
990 U STATES	1	415171	122	8464382	
	1	415171	127	8504834	
MACHINERY 412A PAPER WORKING					5511
1 U KINGDOM		11082		350128	
44 BELG LUX				21971	
49 DENMARK		440		10309	
54 FRANCE		1034		115714	

IMPORTS BY COMMODITIES AND COUNTRIES

Commodity and Country	DECEMBER 1961		JANUARY TO DECEMBER 1961		Class Number
	Quantity	Value (\$)	Quantity	Value (\$)	
55 GERMANY W		71085		1319219	
67 ITALY		1628		127635	
73 NETHRLNDS		2638		3875	
85 SWEDEN				15601	
86 SWITZRLND		8882		174287	
246 CZECHO S		54		2564	
258 GERMANY E		105		35650	
287 U S S R				6631	
559 JAPAN				6369	
886 P RICO		3942		49434	
990 U STATES		837090		12467649	
		937980		14707036	
MACHINERY 412A CELLULOSE					5512
1 U KINGDOM				2240	
55 GERMANY W				23356	
990 U STATES		9273		60721	
		9273		86317	
NEWSPAPER PRESSES AND PARTS	NO				5513
1 U KINGDOM				147515	
55 GERMANY W		156	3	320006	
86 SWITZRLND		16897		33703	
990 U STATES	2	369889	16	2692646	
	2	386942	19	3193870	
FLAT BED CYL PRESSES AND PARTS	NO				5514
1 U KINGDOM				167	
67 ITALY			2	16016	
990 U STATES		1969	5	77750	
		1969	7	93933	
PRINTING PRESSES N O P AND PTS	NO				5515
1 U KINGDOM	406	88841	4787	1652921	
49 DENMARK			613	58789	
54 FRANCE			6	38965	
55 GERMANY W	73	86669	769	1323979	
67 ITALY	3	19041	694	363917	
73 NETHRLNDS		201	51	12171	
85 SWEDEN	1	6143	89	219648	
86 SWITZRLND		113	8	142264	
246 CZECHO S			9	18855	
258 GERMANY E	1	1562	5	10627	
559 JAPAN	3	5531	14	24186	
614 AUSTRALIA				828	
990 U STATES	509	889227	10271	10808243	
	996	1097328	17316	14675393	
TYPECASTING MACHINES AND PARTS					5516
1 U KINGDOM		1208		31678	
55 GERMANY W		103		1005	
67 ITALY				2062	
559 JAPAN				1397	
990 U STATES		166146		2506079	
		167457		2542221	
TYPEMAKING ACCESSORIES AND PTS					5517
1 U KINGDOM				1225	
55 GERMANY W				52	
85 SWEDEN				677	
614 AUSTRALIA				4502	
990 U STATES		5666		76658	
		5666		83114	
SHOVELS PWR NOT MDE CANADA NOP	NO				5518
990 U STATES	7	129946	115	2315617	
	7	129946	115	2315617	
SHOVELS POWER MADE CANADA NOP	NO				5519
1 U KINGDOM			3	75361	
990 U STATES	4	145103	64	1894265	
	4	145103	67	1969626	
SHOVELS POWER PARTS OF N O P					5520
1 U KINGDOM		4895		60216	
54 FRANCE				4776	
55 GERMANY W				1048	
67 ITALY				134	
85 SWEDEN		2013		5541	
990 U STATES		332391		5099162	
		339299		5170877	
AIR COMPRESSING MACH AND PARTS					5521
1 U KINGDOM		86017		1068569	
43 AUSTRIA		3676		15311	
44 BELG LUX		2334		195942	
49 DENMARK		974		12528	
54 FRANCE		478		13608	
55 GERMANY W		4552		68985	
67 ITALY		28153		32051	
73 NETHRLNDS				7537	
85 SWEDEN		17083		134999	
86 SWITZRLND		39297		127979	
559 JAPAN				827	
990 U STATES		601491		8603872	
		784055		10282208	
BAKERY MACHINERY AND PARTS					5522
1 U KINGDOM		16527		192190	
43 AUSTRIA		1560		14186	
44 BELG LUX				1205	
49 DENMARK		1595		9887	
54 FRANCE		22987		23547	
55 GERMANY W		1882		32974	
67 ITALY		1444		14978	
73 NETHRLNDS		1570		53676	
85 SWEDEN				1443	

IMPORTS BY COMMODITIES AND COUNTRIES

Commodity and Country	DECEMBER 1961		JANUARY TO DECEMBER 1961		Class Number
	Quantity	Value (\$)	Quantity	Value (\$)	
86 SWITZRLND		877		2496	
246 CZECHO S				725	
559 JAPAN				1939	
990 U STATES		287302		3010179	
CHAIN SAWS AND PARTS		335744		3359425	
1 U KINGDOM	NO			2439	5 523
55 GERMANY W	525	38379	1203	110477	
76 NORWAY		126	140	9909	
85 SWEDEN	158	23831	1237	231819	
614 AUSTRALIA			6	2435	
990 U STATES	363	211197	4735	320099	
COAL CARBONIZING MACH AND PTS	1046	273533	7321	3557178	
1 U KINGDDM		439		439	5 524
990 U STATES				10802	
SEWING MACH INDUSTRIAL AND PTS		439		11241	
1 U KINGDOM	NO			284257	5 525
44 BELG LUX	111	38558	1111	69696	
49 DENMARK		17249	1	8453	
54 FRANCE		699	3	2287	
55 GERMANY W	117	23087	971	167460	
67 ITALY		78	1	1058	
82 SPAIN			25	1597	
85 SWEDEN	4	497	13	1474	
86 SWITZRLND			559	52400	
258 GERMANY E			5	397	
559 JAPAN	10	1549	103	16805	
990 U STATES	410	247334	4886	2462808	
CLAY PRODUCTS MACH AND PARTS	652	329051	7685	3068692	
1 U KINGDOM		204		3202	5 526
86 SWITZRLND				108	
990 U STATES		7224		96244	
COAL COKE AND GAS MACH AND PTS		7428		99554	
1 U KINGDOM		2707		56358	5 527
990 U STATES		342864		5357752	
WASTE RECOVERY MACH AND PARTS		345571		5414110	
1 U KINGDOM		378		21055	5 528
55 GERMANY W				40881	
990 U STATES		16734		446368	
COAL HANDLING MACHINES AND PTS		17112		508304	
1 U KINGDOM				161	5 529
990 U STATES		604		155965	
CONCRETE MIXING MACH AND PARTS		604		156126	
1 U KINGDOM	NO		7	16090	5 530
44 BELG LUX			1	1644	
49 DENMARK			2	4469	
55 GERMANY W	1	5705	6	46286	
67 ITALY			1	2442	
990 U STATES	1	45895	254	930572	
ROCK DRILL BITS	2	51600	271	1001503	
1 U KINGDOM	NO	12	2690	16209	5 531
43 AUSTRIA		397	185	1714	
64 IRELAND	5000	17001	8800	29019	
85 SWEDEN	1305	16262	29862	340951	
427 UN SO AFR			3544	23808	
990 U STATES	712	73880	28782	715560	
DENTAL ENGINES ELECTRIC	7029	107540	73863	1127261	
1 U KINGDOM	NO		52	9015	5 532
55 GERMANY W			15	764	
990 U STATES	3	515	167	15928	
HAND FIRE EXTINGUISHERS	3	515	234	25707	
1 U KINGDOM		10099		31799	5 534
990 U STATES		140630		1646130	
FERTILIZER MACHINERY AND PARTS		150729		1677929	
1 U KINGDOM		3171		47278	5 535
49 DENMARK				707	
76 NORWAY				70761	
85 SWEDEN				567	
990 U STATES		926		24320	
FISH PREPARING MACH AND PARTS		4097		143633	
1 U KINGDOM				26910	5 536
49 OENMARK				14351	
55 GERMANY W		13440		95419	
990 U STATES		9339		59386	
REFRIGERATING MACH AND PARTS		22779		196066	
1 U KINGDOM		28059		215690	5 537
44 BELG LUX		1869		1869	
49 DENMARK		334		3207	
55 GERMANY W		1631		27784	
82 SPAIN				2794	
85 SWEDEN		3272		6418	
86 SWITZRLND				1696	
990 U STATES		683263		10641587	
		718428		10901045	

IMPORTS BY COMMODITIES AND COUNTRIES

Commodity and Country	DECEMBER 1961		JANUARY TO DECEMBER 1961		Class Number	
	Quantity	Value (\$)	Quantity	Value (\$)		
LAWN MOWERS POWER AND PARTS	NO				5538	
1 U KINGDOM	26	1408	471	53113		
85 SWEDEN			46	8848		
990 U STATES	1711	202770	75242	4342506		
		1737	204178	75759	4404467	
LAWN MOWERS N O P	NO				5539	
1 U KINGDOM	5054	42373	43207	362969		
55 GERMANY W			200	1059		
990 U STATES			7392	106058		
	5054	42373	50799	470086		
LEATHER MACHINERY AND PARTS				6253	5540	
1 U KINGDOM				2167		
55 GERMANY W				334013		
990 U STATES		25613		342433		
		25613		342433		
LOGGING MCHY AND PARTS N O P					5541	
1 U KINGDOM		20020		116015		
55 GERMANY W		106		4678		
73 NETHRLNDS				7977		
85 SWEDEN		3479		106151		
86 SWITZRLMO		606		44584		
559 JAPAN				48457		
990 U STATES		336216		6156324		
		360427		6484186		
METAL DRILLING MACH AND PARTS					5542	
1 U KINGDOM		7107		300521		
43 AUSTRIA				152		
44 BELG LUX				1860		
49 DENMARK				6315		
54 FRANCE		1159		22817		
55 GERMANY W		8273		65912		
67 ITALY				19299		
82 SPAIN				5116		
85 SWEDEN		691		23035		
86 SWITZRLND		10685		63286		
246 CZECHO S		120		24977		
559 JAPAN				173		
614 AUSTRALIA				2911		
990 U STATES		214163		2094495		
		242198		2630869		
METAL GRINDING MACH AND PARTS					5543	
1 U KINGDOM		12321		482670		
44 BELG LUX				961		
49 DENMARK		11519		68730		
53 FINLAND				1056		
54 FRANCE				2130		
55 GERMANY W		39886		293162		
67 ITALY		7552		72567		
73 NETHRLNDS		1682		30381		
85 SWEDEN		31309		133739		
86 SWITZRLND		4292		104628		
246 CZECHO S				64397		
277 POLAND				2433		
559 JAPAN		2615		4392		
614 AUSTRALIA				7152		
990 U STATES		373204		4311914		
		484380		5580312		
METALWORKING LATHES AND PARTS					5544	
1 U KINGDOM		68143		1155018		
43 AUSTRIA		6347		57349		
44 BELG LUX				51454		
49 DENMARK		1442		7509		
54 FRANCE		9222		51317		
55 GERMANY W		36278		344663		
67 ITALY		32000		150770		
73 NETHRLNDS				175		
82 SPAIN				7897		
85 SWEDEN				12015		
86 SWITZRLND				15777		
246 CZECHO S		5379		66820		
614 AUSTRALIA				5770		
990 U STATES		266464		2843484		
		425275		4770018		
METAL MILLING MACHINES AND PTS					5545	
1 U KINGDOM		157250		981853		
44 BELG LUX				418		
49 DENMARK				35745		
54 FRANCE		2217		34947		
55 GERMANY W		20396		199338		
67 ITALY				16983		
73 NETHRLNDS				35836		
82 SPAIN				12198		
85 SWEDEN		518		77904		
86 SWITZRLND		2711		43969		
246 CZECHO S		7906		52237		
990 U STATES		154919		1434114		
		345917		2925542		
METALWORKING PLANERS AND PARTS					5546	
1 U KINGDOM				54984		
55 GERMANY W				261		
990 U STATES		14015		81278		
		14015		136523		
METALWORKING PRESSES AND PARTS					5547	
1 U KINGDOM		1170		324108		
43 AUSTRIA				5846		
49 DENMARK		1393		12973		

IMPORTS BY COMMODITIES AND COUNTRIES

Commodity and Country	DECEMBER 1961		JANUARY TO DECEMBER 1961		Class Number
	Quantity	Value (\$)	Quantity	Value (\$)	
54 FRANCE				105 617	
55 GERMANY W		160 65		248 613	
73 NETHRLNDS				112 47	
82 SPAIN				38 43	
85 SWEDEN		683		10 425	
86 SWITZRLND		175		36 08	
246 CZECHO S		111 01		147 67	
559 JAPAN				161	
990 U STATES		271 200		395 599 4	
METAL ROLLING MILL MCH AND PTS		301 787		469 720 2	
1 U KINGDOM		13 74		405 848	5 548
55 GERMANY W		429 75		146 118	
67 ITALY		13 23		77 02	
76 NORWAY				299 88	
85 SWEDEN		44 47		70 66	
86 SWITZRLND				14 05	
990 U STATES		95 319		225 173 7	
METAL SHAPERS SLOTTERS AND PTS		145 438		284 986 4	
1 U KINGDOM		12 61		159 054	5 549
55 GERMANY W		62		52 329	
85 SWEDEN				10 709	
86 SWITZRLND		119		113 22	
246 CZECHO S		46 28		127 59	
559 JAPAN				11 84	
990 U STATES		50 288		87 388 0	
METALWORKING MCH N O P AND PTS		563 58		1121 23 7	
1 U KINGDOM		591 19		900 094	5 550
43 AUSTRIA				57 44	
44 BELG LUX				280 07	
49 DENMARK		72 36		105 51	
54 FRANCE		119 12		1007 36	
55 GERMANY W		41 309		482 970	
67 ITALY				42 705	
73 NETHRLNDS				45 92	
76 NORWAY		19 57		49 63	
85 SWEDEN		20 97		68 678	
86 SWITZRLND		9 39		547 25	
246 CZECHO S		73 69		73 69	
559 JAPAN				36 7	
614 AUSTRALIA				61 3	
990 U STATES		61 071 6		798 98 28	
MOTION PICTURE PROJECTORS		74 265 4		97 019 42	
1 U KINGDOM		19 02		126 926	5 551
43 AUSTRIA				151 315	
44 BELG LUX				37 4	
49 DENMARK				12 13	
54 FRANCE		57 63		247 88	
55 GERMANY W		58 21		702 84	
67 ITALY				38 25	
73 NETHRLNDS				65	
86 SWITZRLND				600 78	
516 HONG KONG				75	
559 JAPAN		30 588		174 276	
614 AUSTRALIA				85 3	
990 U STATES		277 619		329 684 7	
CRANES ETC NOT MADE IN CANADA	NO	321 693		391 091 9	
1 U KINGDOM	1	712	232	341 611	5 552
43 AUSTRIA			2	163 26	
49 DENMARK			3	361 66	
54 FRANCE			3	577 30	
55 GERMANY W			7	82 659	
85 SWEDEN	2	21 74	200	161 150	
990 U STATES	30	569 19	667	282 340 4	
CRANES ETC KIND MADE IN CANADA	NO	59 805	1114	351 904 6	
1 U KINGDOM	30	27 30	370	198 758	5 553
54 FRANCE			133	70 23	
55 GERMANY W	18	338 65	571	524 042	
73 NETHRLNDS			2	26 03	
76 NORWAY	6	781 4	106	748 87	
85 SWEDEN	2	90 8	8	200 30	
86 SWITZRLND			1	14 56	
559 JAPAN	310	59 28	1851	378 01	
990 U STATES	138	152 232	1653	174 691 0	
CRANES HOISTS ETC	504	20 347 7	4695	261 351 0	5 554
NOP PARTS OF					
1 U KINGDOM		64 80		564 407	
44 BELG LUX				16 74	
54 FRANCE		37 2		51 33	
55 GERMANY W		40 58		95 599	
73 NETHRLNDS				19 4	
76 NORWAY		121		71 62	
85 SWEDEN		174 10		325 39	
86 SWITZRLND				20 31	
990 U STATES		165 578		225 178 7	
OZONE GENERATORS AND PARTS		194 019		296 052 6	
1 U KINGDOM		189		910	5 555
54 FRANCE				43 466	
55 GERMANY W				73 13	
86 SWITZRLND				118 08	

IMPORTS BY COMMODITIES AND COUNTRIES

Commodity and Country	DECEMBER 1961		JANUARY TO DECEMBER 1961		Class Number
	Quantity	Value (\$)	Quantity	Value (\$)	
990 U STATES		370		9969	
		559		73466	
PAPER MILL MACHINES AND PARTS					5556
1 U KINGDOM		224970		4926560	
43 AUSTRIA		3808		53170	
54 FRANCE		10876		57613	
55 GERMANY W		17575		110991	
85 SWEDEN		2669		4446	
86 SWITZRLND				1802	
559 JAPAN		1242		5109	
990 U STATES		417178		4881796	
		678318		10041487	
PULP MILL MACHINES AND PARTS					5557
1 U KINGDOM				16945	
55 GERMANY W				23256	
67 ITALY				8722	
76 NORWAY				48821	
85 SWEDEN		29635		1084057	
990 U STATES		57205		1314785	
		86840		2496586	
POWER PUMPS N O P AND PARTS					5558
1 U KINGDOM	191	110883	3039	1259324	
44 BELG LUX		14680	284	39258	
49 DENMARK			30	3714	
54 FRANCE			3000	7171	
55 GERMANY W	3616	18058	3767	115596	
67 ITALY	2	496	4	4773	
73 NETHRLNDS	2	486	20	8353	
76 NORWAY			6	24418	
85 SWEDEN	10	9136	383	274082	
86 SWITZRLND	6	2503	70	26429	
427 UN SO AFR				699	
559 JAPAN		122	104	6597	
990 U STATES		825046	54903	10416939	
	4970	881410	65610	12187353	
RIFLE MAKING MACHINERY					5559
99D U STATES				467	
				467	
ROAD MAKING MACHINERY AND PTS					5560
1 U KINGDOM		13390		253277	
55 GERMANY W				131	
82 SPAIN				26650	
99D U STATES		78192		5931745	
		91582		6211803	
TRENCH AND DITCH MACH AND PTS					5561
99D U STATES		3712		140534	
		3712		140534	
ROLLERS STREET ROAD AND PARTS					5562
1 U KINGDOM		362	27	133299	
55 GERMANY W		405	7	24996	
85 SWEDEN			12	28035	
99D U STATES	1	7935	327	1635072	
	1	8702	373	1821402	
ROLLS CAST FOR ROLLING STEEL					5563
1 U KINGDOM		37376		556478	
55 GERMANY W				14361	
990 U STATES		399205		2130611	
		436581		2701450	
SAWMILL MACHINERY AND PARTS					5564
43 AUSTRIA				389	
44 BELG LUX		3540		9893	
55 GERMANY W		23245		179943	
85 SWEDEN		258		69093	
990 U STATES		37808		793208	
		64851		1052526	
SCRAPERS RAILWAY OR ROAD					5565
1 U KINGDOM				101822	
990 U STATES		117419		2597420	
		117419		2699242	
SHOE MACHINERY AND PARTS					5566
1 U KINGDOM		4491		100341	
44 BELG LUX		12288		27857	
49 DENMARK		4103		22741	
54 FRANCE		935		12994	
55 GERMANY W		8527		57071	
67 ITALY		5749		113910	
85 SWEDEN		6450		7692	
246 CZECHO S		222		6453	
559 JAPAN				1742	
990 U STATES		121077		1619258	
		163842		1970059	
ROLLS CAST FOR ROLLING PAPER					5567
1 U KINGDOM		1175		146148	
55 GERMANY W				2078	
990 U STATES		24468		266369	
		25643		414595	
STREET CLEANING MACH AND PARTS					5569
1 U KINGDOM				69	
86 SWITZRLND		12205		12205	
990 U STATES		199083		1148870	
		211288		1161144	
BEET SUGAR MACHINERY AND PARTS					5570
1 U KINGDOM				7570	
990 U STATES		424		294398	
		424		301968	

IMPORTS BY COMMODITIES AND COUNTRIES

Commodity and Country	DECEMBER 1961		JANUARY TO DECEMBER 1961		Class Number
	Quantity	Value (\$)	Quantity	Value (\$)	
VENEER DRYING MACHINES AND PTS 990 U STATES		30462		464769	5 571
		30462		464769	
WATER METERS N O P AND PARTS 1 U KINGDOM 55 GERMANY W 990 U STATES	NO		27 750 61	9309 7049 69922	5 572
	5	1059	838	86280	
WATER TURBINES AND PARTS 1 U KINGDOM 54 FRANCE 55 GERMANY W 85 SWEDEN 990 U STATES		200		34985 1824 2604 60	5 573
		4660		232381	
		4860		271854	
WIRE STITCHER STAPLERS AND PTS 1 U KINGDOM 54 FRANCE 55 GERMANY W 67 ITALY 76 NORWAY 85 SWEDEN 246 CZECHO S 553 CHINA COM 559 JAPAN 990 U STATES		4473		47690 1556 18032 4988 304 85632	5 574
		5021		85632	
		402		6244	
				812	
		1545		31801	
		73484		1209293	
		86471		1406352	
YARN CORD FABRIC MACH AND PTS 1 U KINGDOM 43 AUSTRIA 44 BELG LUX 49 DENMARK 54 FRANCE 55 GERMANY W 67 ITALY 73 NETHRLNDS 85 SWEDEN 86 SWITZRLND 246 CZECHO S 258 GERMANY E 277 POLAND 559 JAPAN 990 U STATES		344994		4297067 1225 29944 57919 158524 853105 1824583 5358 750 405320 265035 489 22745 8446	5 575
		12934		405320	
				265035	
				489	
				22745	
				8446	
		1567875		18267675	
		2514343		26198185	
ALL MACHINERY N O P AND PARTS 1 U KINGDOM 43 AUSTRIA 44 BELG LUX 49 DENMARK 53 FINLAND 54 FRANCE 55 GERMANY W 67 ITALY 73 NETHRLNDS 76 NORWAY 78 PORTUGAL 82 SPAIN 85 SWEDEN 86 SWITZRLND 246 CZECHO S 258 GERMANY E 277 POLAND 427 UN SO AFR 516 HONG KONG 559 JAPAN 614 AUSTRALIA 785 VENEZUELA 824 JAMAICA 848 CUBA 874 MEXICO 886 P RICO 990 U STATES		701098		10287027 117046 168646 537937 993 888850 3603176 1152391 757977 28724 52001 2342 1458020 769052 9140 283 917 3375 4678 93687 15435 1000 3662 150 1596 337636	5 576
		34778		537937	
		375		993	
		93168		888850	
		188181		3603176	
		95072		1152391	
		30572		757977	
		347		28724	
		3709		52001	
				2342	
		101026		1458020	
		28823		769052	
		340		9140	
				283	
				917	
				3375	
				4678	
		4419		93687	
		50		15435	
				1000	
		100		3662	
				150	
				1596	
		130		337636	
		12461862		138709041	
		13774078		159004782	
CIGARETTE CIGAR MACH AND PARTS 1 U KINGDOM 55 GERMANY W 73 NETHRLNDS 85 SWEDEN 990 U STATES		160243		1894158 230616 277 39186	5 577
		40430		882691	
		276		39186	
		30839		882691	
		231788		3046928	
VENEER OR PLYWOOD MACH AND PTS 1 U KINGDOM 53 FINLAND 55 GERMANY W 990 U STATES				1168 8321 86066	5 578
		8321		8321	
		8062		86066	
		13287		339083	
		29670		434638	
FORGED STEEL ROLLS 1 U KINGDOM 55 GERMANY W 990 U STATES		79031		788840 141	5 580
		93222		1328091	
		172253		2117072	
FIXED METERS GAUGES FOR LIQUID 1 U KINGDOM 55 GERMANY W 76 NORWAY 85 SWEDEN		1137		14575	5 581
		3319		18548	
				404	
		236		1009	

IMPORTS BY COMMODITIES AND COUNTRIES

Commodity and Country	DECEMBER 1961		JANUARY TO DECEMBER 1961		Class Number
	Quantity	Value (\$)	Quantity	Value (\$)	
990 U STATES		79299		856451	
AIR CONDITIONING APPARATUS NOP		83991		890987	
1 U KINGDOM		26540		370286	5582
54 FRANCE				1674	
55 GERMANY W		20894		84628	
67 ITALY				5591	
73 NETHRLNDS		68		12237	
85 SWEDEN				20974	
86 SWITZRLND		6387		29595	
559 JAPAN				4700	
990 U STATES		912534		13372781	
DIES IN THE ROUGH		966423		13902466	
1 U KINGDOM		2256		6350	5583
54 FRANCE				86	
990 U STATES		2047		46712	
BOTTLING MACHINES AND PARTS		4303		53148	
1 U KINGDOM		55		31866	5584
44 BELG LUX		826		2942	
55 GERMANY W		10654		58228	
990 U STATES		157252		2862900	
BULLDOZERS EARTHMOVERS AND PTS		168787		2955936	
NO					5585
1 U KINGDOM		58872	4	720922	
55 GERMANY W		51		7030	
85 SWEDEN				30286	
559 JAPAN				751	
990 U STATES	3	689473	114	10635795	
CONVEYING EQUIPMENT AND PARTS	3	748396	118	11394784	5586
1 U KINGDOM		66473		1094969	
43 AUSTRIA				23037	
44 BELG LUX				19762	
49 DENMARK		480		2094	
54 FRANCE		113751		180189	
55 GERMANY W		22914		284619	
67 ITALY				4822	
73 NETHRLNDS				1503	
76 NORWAY				19704	
85 SWEDEN		1058		80579	
86 SWITZRLND		42484		108227	
559 JAPAN				9609	
990 U STATES		369910		5067976	
POWER JACKS AND PARTS		617070		6897090	
NO					5587
1 U KINGDOM	354	11647	2622	147984	
55 GERMANY W			5	975	
85 SWEDEN	529	4347	3373	30085	
990 U STATES	1350	93640	19317	1209220	
STONE CRUSHING MACH AND PARTS	2233	109634	25317	1388264	5588
1 U KINGDOM		19732		279273	
55 GERMANY W				651	
86 SWITZRLND				2994	
990 U STATES		205169		3339545	
WOODWORKING MACH AND PARTS NOP		224901		3622463	
1 U KINGDOM		47220		425753	5589
43 AUSTRIA				1836	
44 BELG LUX		14336		170063	
54 FRANCE				2256	
55 GERMANY W		34067		278395	
67 ITALY				58454	
73 NETHRLNDS				5608	
85 SWEDEN		2333		39357	
86 SWITZRLND				2038	
246 CZECHO S				2292	
990 U STATES		667309		6499470	
AIR CONDITIONERS ROOM SIZE		765265		7485522	
NO					5590
990 U STATES	467	42656	29442	3586215	
FRONT END LOADERS SHOVELS PTS	467	42656	29442	3586215	5591
NO					
1 U KINGDOM		3952	18	236712	
55 GERMANY W				39800	
85 SWEDEN		126		16733	
990 U STATES	17	554827	692	1546039	
PASS ELEVATOR ESCALATR AND PTS	17	558905	710	15753284	5598
NO					
1 U KINGDOM		996		50121	
55 GERMANY W				329	
990 U STATES	5	120198	54	1562704	
FREIGHT SIDEWALK ELEVTR AND PTS	5	121194	54	1613154	5599
NO					
1 U KINGDOM			8	14321	
43 AUSTRIA				533	
990 U STATES	7	54245	75	756723	
BATHS BATHTUBS IRON OR STEEL	7	54245	83	771577	5600
1 U KINGDOM				207	
55 GERMANY W				11346	
824 JAMAICA				648	
990 U STATES		27823		592017	
		27823		604218	

IMPORTS BY COMMODITIES AND COUNTRIES

Commodity and Country	DECEMBER 1961		JANUARY TO DECEMBER 1961		Class Number
	Quantity	Value (\$)	Quantity	Value (\$)	
BASINS CLOSETS SINKS					5601
1 U KINGDOM		11619		70929	
55 GERMANY W				11921	
73 NETHRLNDS		1598		5048	
990 U STATES		80104		998725	
		93321		1086623	
CONTAINERS TINPLATE FOR FOOD					5602
990 U STATES		219223		3128553	
		219223		3128553	
CONTAINERS TINPLATE M O P					5603
1 U KINGDOM		1351		47006	
54 FRANCE				234	
55 GERMANY W		1781		5462	
73 NETHRLNDS				4174	
86 SWITZRLND		129		129	
559 JAPAN				1740	
990 U STATES		362424		4135729	
		365685		4194474	
HOLLOW WARE ENAMELLED IRON					5604
1 U KINGDOM				13497	
43 AUSTRIA				275	
44 BELG LUX		6918		42948	
49 DENMARK		751		11120	
53 FINLAND		284		979	
54 FRANCE		4640		36962	
55 GERMANY W				14072	
67 ITALY				1726	
73 NETHRLNDS		70		2323	
76 NORWAY		897		3222	
246 CZECHO S				844	
288 YUGO SLAV		424		1556	
559 JAPAN				2314	
990 U STATES		21124		307403	
		35108		439241	
HOLLOW WARE IRON N O P					5605
1 U KINGDOM		10919		99668	
49 DENMARK		1544		29850	
53 FINLAND				267	
54 FRANCE		252		6138	
55 GERMANY W				35370	
67 ITALY		296		3890	
73 NETHRLNDS				1791	
76 NORWAY		206		671	
85 SWEDEN		2134		36461	
86 SWITZRLND				210	
516 HONG KONG				1615	
519 INDIA				5508	
559 JAPAN		17118		99056	
614 AUSTRALIA				7411	
990 U STATES		248817		3411867	
		281286		3739773	
KITCHEN DAIRY HOLLOW WARE TIN					5606
1 U KINGDOM				4644	
55 GERMANY W		7278		103798	
990 U STATES		610		51498	
		7888		159940	
MFRS OF TIN AND TINPLATE N O P					5607
1 U KINGDOM		14049		113509	
44 BELG LUX				97	
54 FRANCE		60		2879	
55 GERMANY W		1653		27585	
67 ITALY				721	
73 NETHRLNDS		1208		9106	
76 NORWAY		193		1305	
85 SWEDEN				479	
516 HONG KONG		527		6942	
559 JAPAN		7182		36228	
874 MEXICO				156	
990 U STATES		208255		3023719	
		233127		3222726	
ANVILS AND VISES					5621
1 U KINGDOM		13757		206545	
55 GERMANY W		505		11612	
82 SPAIN				1975	
85 SWEDEN				56	
86 SWITZRLND				55	
246 CZECHO S				700	
277 POLAND		700		1741	
559 JAPAN		605		15463	
990 U STATES		9657		138085	
		25224		376232	
AUGERS BITS AND DRILLS					5622
1 U KINGDOM		72278		1137751	
43 AUSTRIA		5662		72800	
49 DENMARK		2407		14912	
54 FRANCE		1503		45236	
55 GERMANY W		27349		258674	
67 ITALY		6361		43176	
73 NETHRLNDS		223		26518	
82 SPAIN				3067	
85 SWEDEN		3282		46959	
86 SWITZRLND				7260	
559 JAPAN		4739		72856	
614 AUSTRALIA		7577		139116	
990 U STATES		65308		824704	
		196689		2693029	

IMPORTS BY COMMODITIES AND COUNTRIES

Commodity and Country	DECEMBER 1961		JANUARY TO DECEMBER 1961		Class Number
	Quantity	Value (\$)	Quantity	Value (\$)	
AXES					
	00Z				5623
1 U KINGDOM	514	5360	6766	83760	
55 GERMANY W	523	5682	4124	53712	
85 SWEDEN	442	5832	7579	98260	
559 JAPAN			116	1431	
990 U STATES	15	345	721	15056	
	1494	17219	19306	252219	
FILES N O P AND RASPS					
	00Z				5624
1 U KINGDOM	4123	18740	68369	260985	
43 AUSTRIA			100	326	
55 GERMANY W	214	997	3801	14802	
78 PORTUGAL			14145	25330	
85 SWEDEN	2000	6053	19114	57875	
86 SWITZRLNO	5	63	667	5063	
559 JAPAN	710	1860	6805	16231	
990 U STATES	2620	15510	32926	273595	
	9672	43223	145927	654207	
HACK SAW BLADES					
					5625
1 U KINGDOM		10267		149043	
43 AUSTRIA				2841	
49 DENMARK		240		1641	
55 GERMANY W		1770		14685	
67 ITALY				725	
76 NORWAY		76		1638	
85 SWEDEN		1260		28423	
86 SWITZRLND				358	
355 ISRAEL		1984		2107	
559 JAPAN		2353		11561	
990 U STATES		3611		94176	
		21561		307198	
SAWS N O P					
					5626
1 U KINGDOM		5399		102667	
43 AUSTRIA				2212	
49 DENMARK		279		4624	
55 GERMANY W		7377		77775	
67 ITALY				1095	
76 NORWAY		398		20131	
85 SWEDEN		1191		119359	
86 SWITZRLND				2800	
246 CZECHO S		709		1987	
277 POLAND				275	
559 JAPAN		6211		61383	
990 U STATES		14278		187089	
		35842		581397	
WRENCHES					
					5627
1 U KINGDOM		10105		147437	
54 FRANCE		799		2806	
55 GERMANY W		24689		344372	
67 ITALY		101		26923	
73 NETHRLNDS		4124		4124	
82 SPAIN		15246		32256	
85 SWEDEN				4041	
559 JAPAN		33397		229041	
614 AUSTRALIA				1345	
990 U STATES		186099		2377052	
		274560		3169397	
AOZES CLEAVERS HATCHETS PLANES					
					5628
1 U KINGDOM		13081		261412	
43 AUSTRIA		51		3287	
54 FRANCE				2595	
55 GERMANY W		22199		235965	
67 ITALY		683		15395	
73 NETHRLNDS		784		1343	
78 PORTUGAL				725	
85 SWEDEN		4525		86124	
86 SWITZRLNO		200		1722	
246 CZECHO S		1236		3630	
277 POLAND				2719	
288 YUGO SLAV				616	
516 HONG KONG				450	
559 JAPAN		30289		287337	
614 AUSTRALIA		1157		4677	
990 U STATES		84054		1036068	
		158259		1944065	
ENGINEERS PRECISION TOOLS					
					5629
1 U KINGDOM		30469		473641	
43 AUSTRIA				524	
44 BELG LUX		1037		21583	
49 DENMARK		918		12023	
53 FINLAND				2000	
54 FRANCE		2750		42519	
55 GERMANY W		86379		554875	
64 IRELAND				1000	
67 ITALY		2787		18058	
73 NETHRLNDS		107		5600	
76 NORWAY		435		6489	
85 SWEDEN		3465		41669	
86 SWITZRLND		38432		361747	
246 CZECHD S				4679	
258 GERMANY E				55	
277 POLAND		109		4226	
559 JAPAN		21975		158417	
614 AUSTRALIA		792		2688	
990 U STATES		392921		4462757	
		582576		6174550	

IMPORTS BY COMMODITIES AND COUNTRIES

Commodity and Country	DECEMBER 1961		JANUARY TO DECEMBER 1961		Class Number
	Quantity	Value (\$)	Quantity	Value (\$)	
TOOLS N O P					5 630
1 U KINGDOM		73687		900432	
43 AUSTRIA				13297	
44 BELG LUX				1988	
49 DENMARK				4255	
54 FRANCE		1542		18264	
55 GERMANY W		35184		493674	
67 ITALY		4550		38422	
73 NETHRLNDS		1769		6601	
76 NORWAY				3333	
82 SPAIN		3289		9127	
85 SWEDEN		2195		36985	
86 SWITZRLND		894		17127	
246 CZECHO S		5736		23156	
277 POLAND				2363	
516 HONG KONG		274		2812	
559 JAPAN		44479		527268	
614 AUSTRALIA				43518	
874 MEXICO		66892		66892	
990 U STATES		512628		8227750	
		753119		10437264	
FILES MANICURE					5 631
1 U KINGDOM		294		9280	
54 FRANCE		76		321	
55 GERMANY W		243		9366	
86 SWITZRLND				70	
990 U STATES		524		22852	
		1137		41889	
TOOLS FOR USE IN MACHINES					5 632
1 U KINGDOM		59657		951958	
43 AUSTRIA		728		17274	
44 BELG LUX		1059		4601	
49 DENMARK				4380	
54 FRANCE				7506	
55 GERMANY W		7870		222456	
67 ITALY		1850		21131	
73 NETHRLNDS		1991		6033	
85 SWEDEN		10389		134547	
86 SWITZRLND		2665		47637	
246 CZECHO S				777	
258 GERMANY E				60	
559 JAPAN		1708		20994	
614 AUSTRALIA				14223	
990 U STATES		699734		9825557	
		787651		11279134	
AUTOMOBILES FREIGHT NEW	NO				5 641
1 U KINGDOM	35	45600	2389	2742902	
54 FRANCE			52	60159	
55 GERMANY W	93	105695	1689	2002662	
559 JAPAN			1	787	
990 U STATES	398	1503846	4974	17528420	
	526	1655141	9105	22334930	
AUTOS PASS NEW UNDER 1200 DOL	NO				5 642
1 U KINGDOM	1395	1470554	12429	12799415	
54 FRANCE	476	392872	6094	5515152	
55 GERMANY W	1972	1824345	31111	27724022	
67 ITALY			178	157011	
85 SWEDEN			1	1095	
246 CZECHO S	85	61293	382	271786	
287 U S S R			5	4804	
559 JAPAN			7	7466	
990 U STATES			1	1155	
	3928	3749064	50208	46481906	
AUTOS PASS NEW 1200 TO 2100DOL	NO				5 643
1 U KINGDOM	3878	5558505	32368	45144219	
54 FRANCE	54	75351	1376	1880360	
55 GERMANY W	188	291151	2343	3675227	
67 ITALY	4	5126	67	95922	
85 SWEDEN	24	36408	1462	2345286	
86 SWITZRLND			2	3932	
287 U S S R			1	1717	
990 U STATES	138	265466	5289	9155876	
	4286	6232007	42908	62302539	
AUTOS PASS NEW N O P	NO				5 644
1 U KINGDOM	142	400317	961	2999900	
54 FRANCE			6	16140	
55 GERMANY W	83	238813	1361	3408251	
67 ITALY			3	8399	
85 SWEDEN			134	321850	
990 U STATES	1695	5937280	11284	38795739	
	1920	6576410	13749	45550279	
MOTOR OMNIBUSES NEW	NO				5 645
1 U KINGDOM	7	10583	82	122547	
54 FRANCE			2	4233	
55 GERMANY W			3	10481	
990 U STATES	10	79634	295	2530593	
	17	90217	382	2667854	
PARTS OF MOTOR BUS 80DIES 438I					5 646
1 U KINGDOM		414		18684	
55 GERMANY W		853		39251	
73 NETHRLNDS				223	
559 JAPAN		289		350	
990 U STATES		879444		8915266	
		881000		8973774	
AXLES BRAKES CLUTCHES TRUCK					5 648
1 U KINGDOM		1765		80367	

IMPORTS BY COMMODITIES AND COUNTRIES

Commodity and Country	DECEMBER 1961		JANUARY TO DECEMBER 1961		Class Number
	Quantity	Value (\$)	Quantity	Value (\$)	
43 AUSTRIA				1044	
54 FRANCE		512		2006	
55 GERMANY W		55		47162	
67 ITALY		2079		2079	
355 ISRAEL				2698	
527 PAKISTAN				10091	
559 JAPAN				13850	
614 AUSTRALIA				235	
990 U STATES		2523197		26769964	
		2527608		26929496	
AUTOMATIC TRANSMISSION AND P					
1 U KINGDOM				14198	5649
55 GERMANY W		903		12145	
990 U STATES		4051054		32530976	
		4051957		32557319	
AUTOMOBILE PARTS N O P					
1 U KINGDOM		735781		8662254	5650
43 AUSTRIA		331		6476	
44 BELG LUX				9846	
49 DENMARK				14742	
54 FRANCE		44792		722031	
55 GERMANY W		106361		2256608	
67 ITALY		3736		68708	
73 NETHRLMS		845		32749	
85 SWEDEN		8628		83001	
246 CZECHO S		106		27477	
427 UN SO AFR		20716		137325	
559 JAPAN		2344		97046	
614 AUSTRALIA		3664		59187	
622 NEW ZEAL				1451	
824 JAMAICA		1242		1242	
848 CUBA				570	
886 P RICO				18454	
990 U STATES		23721448		223827709	
		24649994		236026876	
BICYCLES N O P					
N O	8779	155431	110577	2044837	5651
1 U KINGDOM				123	
44 BELG LUX				2524	
54 FRANCE				65888	
55 GERMANY W	600	12875	4726	42022	
67 ITALY	99	3039	1935	15297	
73 NETHRLNDS			995	80997	
246 CZECHO S	986	10687	7755	229269	
277 POLAND	1485	14096	24841	29222	
559 JAPAN			2311	24326	
990 U STATES	80	1932	1128		
	12029	198060	154316	2534505	
BICYCLE AND TRICYCLE PARTS					
1 U KINGDOM		63371		559713	5652
55 GERMANY W		5183		78854	
67 ITALY				3757	
73 NETHRLNDS				7321	
85 SWEDEN		5793		20404	
246 CZECHO S		3044		10015	
277 POLAND				1339	
559 JAPAN		1527		19144	
990 U STATES		900		45878	
		79818		746425	
CARS RAILWAY BOX AND FLAT					
N O					5653
990 U STATES	10	15444	27	53611	
	10	15444	27	53611	
CARS RAILWAY PASSENGER					
N O					5654
990 U STATES			5	12350	
			5	12350	
CARS RAILWAY TANK					
N O					5655
990 U STATES	34	68497	46	210563	
	34	68497	46	210563	
CARS RAILWAY N O P					
N O					5656
1 U KINGDOM			13	15129	
990 U STATES	3	2401	88	233607	
	3	2401	101	248736	
CARS RAILWAY PARTS OF					
1 U KINGDOM		132		11819	5657
55 GERMANY W				1073	
990 U STATES		119131		1816813	
		119263		1829705	
MOTOR RAIL CARS AND PARTS					
N O					5658
1 U KINGDOM		31371		60744	
559 JAPAN				42811	
990 U STATES		36780	3	489263	
		68151	3	592818	
MOTOR CYCLES SIDE CARS AND P					
N O	24	16894	873	466507	5660
1 U KINGDOM		133	532	73012	
43 AUSTRIA		55	16	3167	
54 FRANCE		1799	397	107920	
55 GERMANY W	1	313	642	160097	
67 ITALY			27	3570	
73 NETHRLNDS			222	39671	
246 CZECHO S			4	1325	
287 U S S R			1060	160372	
559 JAPAN	38	8143	775	576116	
990 U STATES	19	39571			
	82	66908	4548	1591757	
MOTOR VEHICLES N O P					
N O	17	20257	158	339054	5661
1 U KINGDOM		775	1	775	
15 GIBRALTAR	1				

IMPORTS BY COMMODITIES AND COUNTRIES

Commodity and Country	DECEMBER 1961		JANUARY TO DECEMBER 1961		Class Number
	Quantity	Value (\$)	Quantity	Value (\$)	
43 AUSTRIA			2	2801	
44 BELG LUX			8	8166	
49 DENMARK			6	8675	
53 FINLAND			1	2195	
54 FRANCE	3	4120	98	106466	
55 GERMANY W	15	25910	206	215859	
59 GREECE			1	992	
67 ITALY			9	8592	
73 NETHRLNDS	2	1906	12	11347	
76 NORWAY	1	1264	3	4164	
85 SWEDEN	13	48761	25	152000	
86 SWITZRLMO	2	4775	6	9450	
355 ISRAEL			1	1125	
427 UN SO AFR			1	3144	
813 BAHAMAS			2	6353	
815 BERMUDA			1	318	
824 JAMAICA			4	4732	
886 P RICO			1	670	
990 U STATES	230	271806	2271	3269919	
TRICYCLES N O P	284	379574	2817	4156797	
1 U KINGDOM	14	536	318	4979	5664
55 GERMANY W			119	1203	
67 ITALY			16	985	
559 JAPAN	106	202	6146	22015	
990 U STATES	1943	15187	18055	111068	
FACTORY WAREHOUSE TRUCKS MOTOR	2063	15925	24654	140250	
1 U KINGDOM	1	2690	27	49409	5672
49 DENMARK				2156	
54 FRANCE			1	734	
85 SWEDEN			181	38433	
990 U STATES	12	87953	185	886493	
FORK LIFT TRUCKS AND PARTS	13	90643	394	977225	
1 U KINGDOM	17	51609	214	752094	5674
54 FRANCE	1	927	4	9582	
55 GERMANY W	1	2967	2	4599	
85 SWEDEN		227		2733	
246 CZECHO S			2	4152	
990 U STATES	101	686566	1503	10268446	
ROLLER BEARINGS AND PARTS NOP	120	742296	1725	11041606	
1 U KINGDOM		53360		491872	5680
43 AUSTRIA		2199		38490	
49 DENMARK		2998		2998	
54 FRANCE		223		31985	
55 GERMANY W		5474		298116	
67 ITALY		1520		21025	
85 SWEDEN		66426		662786	
86 SWITZRLND				4995	
559 JAPAN		1351		6990	
990 U STATES		618676		7977227	
ANCHORS FOR VESSELS		752227		9536484	
1 U KINGDOM	321	4220	2510	46897	5681
73 NETHRLNDS			1	71	
76 NORWAY	12	375	159	4858	
990 U STATES	193	3479	5004	94594	
BALL AND ROLR BRNGS FOR AUTOS	526	8074	7674	146420	
1 U KINGDOM		43383		352384	5682
54 FRANCE		711		4943	
55 GERMANY W				51230	
85 SWEDEN		608		5988	
246 CZECHO S				523	
559 JAPAN				2168	
990 U STATES		118196		1780231	
BALLS ROLLERS FOR BEARINGS		162898		2197467	
1 U KINGDOM		1845		15236	5683
43 AUSTRIA		442		2138	
54 FRANCE		5452		29741	
55 GERMANY W		12070		171033	
85 SWEDEN		2538		170351	
559 JAPAN				2822	
990 U STATES		87404		601467	
BALL BEARINGS AND PARTS N O P		109751		992788	
1 U KINGDOM		85999		1020400	5685
43 AUSTRIA		16351		152721	
54 FRANCE		56		14387	
55 GERMANY W		41793		790363	
67 ITALY		6572		55316	
73 NETHRLNDS				479	
85 SWEDEN		56967		511802	
86 SWITZRLND		248		10812	
559 JAPAN		26598		52281	
990 U STATES		500246		6433061	
BOTTLES STEEL FOR GAS		734830		9041622	
1 U KINGDOM		2540		123286	5686
85 SWEDEN				2084	
813 BAHAMAS		630		1530	
815 BERMUDA		2210		14420	
824 JAMAICA				56	

IMPORTS BY COMMODITIES AND COUNTRIES

Commodity and Country	DECEMBER 1961		JANUARY TO DECEMBER 1961		Class Number
	Quantity	Value (\$)	Quantity	Value (\$)	
990 U STATES		38670		982624	
BAYONETS SWORDS FOILS MASKS		44050		1124000	5687
1 U KINGDOM		1725		10046	
54 FRANCE		296		554	
55 GERMANY W				4451	
67 ITALY		92		184	
614 AUSTRALIA				1315	
990 U STATES		282		13189	
		2395		29739	
GALVANIZED RANGE 80 ILERS	NO				5689
1 U KINGDOM			885	9867	
990 U STATES			810	7237	
			1695	17104	
DRUMS CYLINDERS BARRELS TANKS					5690
1 U KINGDOM		4844		25628	
54 FRANCE				5141	
55 GERMANY W				101	
85 SWEDEN				6075	
815 BERMUDA				998	
822 BARBADOS				60	
990 U STATES		164666		2105635	
		169510		2143638	
FRAMES FOR PURSES RETICULES					5691
1 U KINGDOM		30699		396907	
43 AUSTRIA				2791	
44 BELG LUX		9648		50887	
54 FRANCE		138		1916	
55 GERMANY W		25418		216828	
67 ITALY		3473		19303	
82 SPAIN		1028		25003	
516 HONG KONG		1969		3818	
990 U STATES		38722		515607	
		111095		1233060	
FURNITURE OF METAL					5692
1 U KINGDOM		17495		270940	
43 AUSTRIA				352	
44 BELG LUX				4770	
49 DENMARK		568		23011	
54 FRANCE		1598		35355	
55 GERMANY W		6692		140884	
67 ITALY		2462		14648	
73 NETHRLNDS		927		20845	
76 NORWAY		746		10722	
78 PORTUGAL				2466	
85 SWEDEN		302		31497	
86 SWITZRLND		1116		4802	
246 CZECHO S				2395	
262 HUNGARY				54	
277 POLAND		3145		5926	
288 YUGO SLAV		254		2228	
516 HONG KONG		228		9246	
519 INDIA				1568	
559 JAPAN		955		40535	
614 AUSTRALIA		83		336	
874 MEXICO				225	
990 U STATES		686952		9046927	
		723523		9669732	
MATERIALS FOR BUOYS					5693
1 U KINGDOM				422	
85 SWEDEN				10157	
990 U STATES		13409		57287	
		13409		67866	
GOLF SHAFTS OF SEAMLESS STEEL	NO				5694
1 U KINGDOM	79587	63161	574808	437172	
85 SWEDEN	2633	1436	2633	1436	
990 U STATES			1700	3041	
	82220	64597	579141	441649	
MATERIALS FOR RIFLES					5695
990 U STATES				348	
				348	
METAL PARTS FOR BHDGUNS					5696
GUN BARRELS ROUGH BORED					5697
990 U STATES				2107	
				2107	
GUNS RIFLES AIR GUNS FIREARMS					5698
1 U KINGDOM		3810		108893	
43 AUSTRIA				1564	
44 BELG LUX				4614	
53 FINLAND				50	
54 FRANCE				24514	
55 GERMANY W		3251		45436	
67 ITALY		80		8289	
82 SPAIN				7068	
85 SWEDEN				1125	
86 SWITZRLND				1251	
246 CZECHO S		156		10328	
262 HUNGARY				2400	
559 JAPAN				2831	
990 U STATES		24236		628560	
		31533		846923	
GUNS NOT MADE IN CANADA					5699
1 U KINGDOM		84517		774155	
43 AUSTRIA		3527		18390	
44 BELG LUX		19720		358890	

IMPORTS BY COMMODITIES AND COUNTRIES

Commodity and Country	DECEMBER 1961		JANUARY TO DECEMBER 1961		Class Number
	Quantity	Value (\$)	Quantity	Value (\$)	
49 DENMARK				10961	
53 FINLAND				15728	
54 FRANCE		4719		78631	
55 GERMANY W		8310		97059	
67 ITALY		1261		125438	
82 SPAIN		1465		76140	
85 SWEDEN		1475		93438	
86 SWITZRLND		70		163	
246 CZECHOS		11163		64452	
258 GERMANY E		536		2603	
262 HUNGARY				2131	
559 JAPAN		156		80967	
614 AUSTRALIA		4000		38529	
990 U STATES		47036		2749403	
		187955		4587078	
KNIFE FORK SCISSORS BLANKS					5700
1 U KINGDOM				695	
49 DENMARK				387	
990 U STATES		27768		201916	
		27768		202998	
METAL PARTS LOOSELEAF BINDERS					5701
1 U KINGDOM		10822		145922	
54 FRANCE		821		821	
85 SWEDEN				5216	
559 JAPAN		2190		14613	
990 U STATES		40097		461807	
		53930		628379	
STILL FILM PROJECTORS SLIDES					5702
1 U KINGDOM		329		13697	
43 AUSTRIA		19427		27892	
49 DENMARK				50	
54 FRANCE		421		9633	
55 GERMANY W		12654		57690	
86 SWITZRLND				954	
559 JAPAN		777		19263	
614 AUSTRALIA				52	
990 U STATES		154752		1987990	
		188360		2117221	
PRESSED STEEL BELT PULLEYS					5703
1 U KINGDOM				11559	
990 U STATES		7661		216629	
		7661		228188	
SAFES AND DOORS FOR VAULTS					5706
1 U KINGDOM		31500		285903	
55 GERMANY W				208	
76 NORWAY				3199	
559 JAPAN				800	
990 U STATES		84524		1456301	
		116024		1746411	
STEEL WOOL					5708
1 U KINGDOM				15664	
55 GERMANY W				598	
86 SWITZRLND				615	
990 U STATES		3429		48792	
		3429		65669	
LATH OF IRON OR STEEL					5709
1 U KINGDOM	CWT		2080	20789	
990 U STATES		209	4691	75259	
		209	6771	96048	
VALVES IRON OR STEEL N O P					5713
1 U KINGDOM		34801		1030166	
43 AUSTRIA				1967	
49 DENMARK		1350		4501	
54 FRANCE		4591		4591	
55 GERMANY W		6178		59057	
67 ITALY		1052		12504	
73 NETHRLNDS		5188		209259	
85 SWEDEN				40555	
86 SWITZRLND				3901	
427 UN SO AFR				4678	
559 JAPAN		1760		8236	
990 U STATES		1004106		12239716	
		1059026		13619131	
MANUFACTURES OF IRON STEEL N O P					5714
1 U KINGDOM		381741		4343804	
43 AUSTRIA		3250		36712	
44 BELG LUX		3882		62359	
49 DENMARK		8038		39171	
54 FRANCE		19005		116955	
55 GERMANY W		57470		1072893	
64 IRELAND				2654	
67 ITALY		17147		142356	
73 NETHRLNDS		14041		98035	
76 NORWAY		6814		91071	
82 SPAIN				4017	
85 SWEDEN		45232		439671	
86 SWITZRLND		3601		50384	
246 CZECHOS		1424		5961	
427 UN SO AFR				765	
516 HONG KONG		4115		42428	
519 INDIA				1641	
527 PAKISTAN				332	
553 CHINA COM				258	
559 JAPAN		34007		451003	
614 AUSTRALIA		1894		12984	
622 NEW ZEAL				8917	

IMPORTS BY COMMODITIES AND COUNTRIES

Commodity and Country	DECEMBER 1961		JANUARY TO DECEMBER 1961		Class Number
	Quantity	Value (\$)	Quantity	Value (\$)	
815 BERMUDA				594	
874 MEXICO		252		2899	
886 P RICO				4748	
990 U STATES		4056365		54123254	
		4658278		61155866	
COOKING STOVES COAL OR WOOD	NO				5715
1 U KINGDOM			2	297	
990 U STATES	2	165	137	7554	
	2	165	139	7851	
COOKING STOVES ELEC OVER 25DOL	NO				5716
1 U KINGDOM			1	155	
76 NORWAY			1	202	
990 U STATES	48	7025	760	120458	
	48	7025	762	120815	
COOKING STOVES GAS OVER 10 DOL	NO				5717
1 U KINGDOM			10	1495	
990 U STATES	687	61534	13478	1106175	
	687	61534	13488	1107670	
COOKING STOVES OIL OVER 10 DOL	NO				5718
1 U KINGDOM			14	167	
990 U STATES	11	616	240	12944	
	11	616	254	13111	
FURNACES DOMESTIC HOT WATER					5719
990 U STATES		30469		247248	
		30469		247248	
OIL BURNERS	NO				5721
990 U STATES	163	9256	2147	139041	
	163	9256	2147	139041	
RADIATORS CAST IRON	SQ FT				5722
ELECTRIC COOKING APPARATUS NOP					5723
1 U KINGDOM		12203		92286	
54 FRANCE		81		5171	
55 GERMANY W		3558		13763	
64 IRELAND		4084		17623	
67 ITALY		75		17199	
86 SWITZRLND				1136	
559 JAPAN		8776		29488	
990 U STATES		330758		4016018	
		359535		4192684	
HEATING COOKING APPARATUS NOP					5724
1 U KINGDOM		3521		150348	
43 AUSTRIA		1689		7800	
44 BELG LUX		3247		10097	
49 DENMARK		1656		9242	
54 FRANCE		4558		38062	
55 GERMANY W		1378		13776	
67 ITALY				2703	
73 NETHRLNDS				5082	
85 SWEDEN		7672		42242	
86 SWITZRLND		1363		2778	
246 CZECHO S		833		5095	
559 JAPAN				161092	
990 U STATES		424198		5395038	
		450115		5843355	
PARTS HEATING AND COOKING APP					5725
1 U KINGDOM		9611		66879	
49 DENMARK				481	
55 GERMANY W		667		6061	
73 NETHRLNDS		2394		21020	
85 SWEDEN		93		23511	
559 JAPAN				16042	
874 MEXICO				553	
990 U STATES		1060626		12726238	
		1073391		12860785	
OVENS COMMERCIAL BAKERY					5726
1 U KINGDOM				165479	
55 GERMANY W				3183	
990 U STATES		74674		339919	
		74674		508581	
GAS STOVE THERMOSTATS LIGHTERS					5727
990 U STATES		5468		59201	
		5468		59201	
HEATERS OIL 20 DOLLARS OR OVER	NO				5728
1 U KINGDOM	128	2890	292	8415	
55 GERMANY W	23	1176	107	4474	
614 AUSTRALIA			36	827	
990 U STATES	596	38063	8624	494230	
	747	42129	9059	507946	
METAL STAMPINGS FOR BATHTUBS	CWT				5729
990 U STATES	3940	67669	120708	2202468	
	3940	67669	120708	2202468	
INDUSTRIAL FURNACES AND PARTS					5730
1 U KINGDOM		2590		177192	
55 GERMANY W				68130	
67 ITALY		606		2678	
73 NETHRLNDS				6967	
85 SWEDEN				1309	
86 SWITZRLND				6113	
990 U STATES		152106		1810718	
		155302		2075107	
RANGE OIL BURNERS	NO				5731
990 U STATES	211	9000	1358	55286	
	211	9000	1358	55286	
WATER HEATER PARTS					5733
1 U KINGDOM		429		8946	

IMPORTS BY COMMODITIES AND COUNTRIES

Commodity and Country	DECEMBER 1961		JANUARY TO DECEMBER 1961		Class Number
	Quantity	Value (\$)	Quantity	Value (\$)	
55 GERMANY W				120	
990 U STATES		125091		942704	
WATER HEATERS GAS		125520		951770	
	NO				5734
1 U KINGDOM	96	6043	418	23854	
55 GERMANY W			152	7728	
990 U STATES	651	48688	8408	661369	
WATER HEATERS ELECTRIC	747	54731	8978	692951	
	NO				5735
1 U KINGDOM	7	242	119	6414	
55 GERMANY W			2893	9131	
990 U STATES	359	12849	10623	297675	
WATER HEATERS N O P	366	13091	13635	313220	
	NO				5736
1 U KINGDOM			26	1397	
990 U STATES	105	8024	4051	273774	
HOUSEHOLD SCALES AND PTS	105	8024	4077	275171	
	NO				5737
1 U KINGDOM			478	1338	
55 GERMANY W	79	271	4414	11356	
67 ITALY			120	304	
85 SWEDEN	2	86	2	292	
559 JAPAN	1200	575	1200	575	
990 U STATES	9197	33921	164004	559982	
SCALES BALANCES PARTS N O P	10478	34853	170218	573847	
					5738
1 U KINGDOM		12829		250864	
44 BELG LUX		14001		60991	
49 DENMARK				2977	
55 GERMANY W		10952		97322	
67 ITALY				2524	
73 NETHRLNDS		864		27346	
85 SWEDEN				11493	
86 SWITZRLND		19803		152496	
559 JAPAN				364	
990 U STATES		247698		2986427	
GAS FURNACES DOMESTIC WARM AIR		306147		3592804	
	NO				5739
990 U STATES	437	58241	6934	881333	
FURNACES DOMESTIC WARM AIR N O P	437	58241	6934	881333	
	NO				5740
990 U STATES	415	58924	3849	571060	
SPRINGS FOR RAILWAY VEHICLES	415	58924	3849	571060	
					5892
1 U KINGDOM				252	
990 U STATES		906		37483	
SPRINGS FOR OTHER VEHICLES		906		37735	
					5893
990 U STATES		120		5389	
SPRINGS FOR FURNITURE		120		5389	
					5894
49 DENMARK				4015	
73 NETHRLNDS				433	
990 U STATES		4695		66803	
		4695		71251	

IMPORTS BY COMMODITIES AND COUNTRIES

Commodity and Country	DECEMBER 1961		JANUARY TO DECEMBER 1961		Class Number
	Quantity	Value (\$)	Quantity	Value (\$)	
GROUP 6					
NONFERROUS METALS AND PRODUCTS					
ALUMINA AND BAUXITE N O P	CWT				6001
1 U KINGDOM			664	4261	
55 GERMANY W			174	2518	
427 UN SO AFR			1616	7946	
716 B GUIANA	99014	99745	1469323	1551902	
777 SURINAM	381736	312665	1792005	1680745	
990 U STATES	36020	212480	291432	1781554	
	516770	624890	3555214	5028926	
BAUXITE ALUMINA FOR REFINING	CWT				6002
465 GUINEA	271643	819170	7612546	4823876	
614 AUSTRALIA			117242	347894	
716 B GUIANA	720675	405388	20077788	11010867	
777 SURINAM	347558	105328	5537414	1642097	
824 JAMAICA	540803	1725803	8743492	27785220	
990 U STATES			2182545	7164552	
	1880679	3055689	44271027	52774506	
CRYOLITE OR KRYOLITE	CWT				6003
1 U KINGDOM	34	396	34	396	
49 DENMARK	33070	264000	66139	528000	
55 GERMANY W			200	2444	
67 ITALY	220	2241	11460	121071	
990 U STATES	236	3053	2837	32691	
	33560	269690	80670	684602	
ALUMINUM PIGS INGOTS BLOCKS	CWT				6004
1 U KINGDOM			239	6519	
990 U STATES	1013	39638	12485	477893	
	1013	39638	12724	484412	
ALUMINUM SCRAP	CWT				6005
990 U STATES	1642	18987	32172	326617	
	1642	18987	32172	326617	
ALUMINUM ANGLES CHANNELS BEAMS	CWT				6006
1 U KINGDOM	11	513	1387	71378	
55 GERMANY W			17	2904	
86 SWITZRLND			114	4361	
990 U STATES	839	46559	5046	276225	
	850	47072	6564	354868	
ALUMINUM BAR ROD AND WIRE RODS	CWT				6007
1 U KINGDOM	242	10908	2070	97272	
43 AUSTRIA			491	15825	
86 SWITZRLND	331	13898	1687	68575	
990 U STATES	805	46834	10148	529613	
	1378	71640	14396	711285	
ALUMINUM LEAF OR FOIL					6009
1 U KINGDOM		57388		446948	
43 AUSTRIA		457		17574	
55 GERMANY W		5565		39024	
67 ITALY				1172	
73 NETHRLNDS				3273	
85 SWEDEN				717	
86 SWITZRLND				9831	
990 U STATES		30735		735005	
		94145		1253544	
ALUMINUM PIPES AND TUBES	CWT				6010
1 U KINGDOM	329	21507	2272	161033	
990 U STATES	803	65182	4671	419240	
	1132	86689	6943	580273	
ALUMINUM PLATES SHEETS STRIPS	CWT				6011
1 U KINGDOM	6945	222599	60001	2353114	
43 AUSTRIA	342	13221	2807	98074	
44 BELG LUX	2670	78506	8960	267214	
54 FRANCE			653	28468	
55 GERMANY W	19	1571	101	5296	
73 NETHRLNDS	3003	111729	9992	365695	
86 SWITZRLND	49	1961	918	36301	
559 JAPAN			2664	92452	
874 MEXICO			37	1695	
990 U STATES	7685	467148	72708	4346347	
	20713	896735	158841	7594656	
ALUMINUM POWDER AND PASTE	LB				6012
1 U KINGDOM	13305	5132	53113	18330	
55 GERMANY W	2705	956	13542	5565	
990 U STATES	3550	2386	67199	41505	
	19560	8474	133854	65400	
ALUMINUM WIRE AND CABLE	CWT				6013
1 U KINGDOM			122	6442	
559 JAPAN			220	11600	
990 U STATES	436	21175	3454	165396	
	436	21175	3796	183438	
ALUMINUM HOUSEHOLD HOLLOW WARE					6014
1 U KINGDOM		2580		88176	
54 FRANCE				34093	
55 GERMANY W		536		16208	
67 ITALY		11657		193038	
73 NETHRLNDS		1366		2864	
76 NORWAY				3077	
85 SWEDEN				784	
86 SWITZRLND		173		5329	
262 HUNGARY				287	
516 HONG KONG		2987		19442	

IMPORTS BY COMMODITIES AND COUNTRIES

Commodity and Country	DECEMBER 1961		JANUARY TO DECEMBER 1961		Class Number
	Quantity	Value (\$)	Quantity	Value (\$)	
67 ITALY		22024		134579	
73 NETHRLNDS		2333		86984	
76 NORWAY				2810	
82 SPAIN		773		13583	
85 SWEDEN		83		102075	
86 SWITZRLND		561		24829	
246 CZECHO S				1588	
355 ISRAEL				20508	
516 HONG KONG		1669		45310	
519 INDIA		12738		80843	
553 CHINA COM				739	
559 JAPAN		6774		122151	
583 THAILAND				939	
874 MEXICO		866		5335	
990 U STATES		815888		10536886	
		909365		12054747	
PLUMBERS BRASS GOODS					
1 U KINGDOM		7205		82214	6037
44 BELG LUX				3369	
55 GERMANY W				63437	
67 ITALY		102357		553199	
73 NETHRLNOS		1208		77326	
85 SWEDEN				6730	
86 SWITZRLND				1114	
288 YUGO SLAV		3824		49899	
355 ISRAEL		4608		7948	
559 JAPAN		17060		207383	
990 U STATES		291558		3860874	
		427820		4913493	
COPPER IN BLOCKS PIGS INGOTS	CWT				
990 U STATES	27	1639	57	3844	6042
	27	1639	57	3844	
COPPER SCRAP	CWT				
990 U STATES	1677	48429	79162	2220336	6043
	1677	48429	79162	2220336	
COPPER BARS FOR ELECTRIC WIRES	CWT				
990 U STATES	153	5836	23633	883528	6044
	153	5836	23633	883528	
COPPER IN BARS OR ROOS N O P	CWT				
1 U KINGDOM			81	3209	6046
990 U STATES	51	3849	1207	51454	
	51	3849	1288	54663	
COPPER IN STRIPS SHEETS PLATES	CWT				
1 U KINGDOM	20	868	779	31212	6047
55 GERMANY W			4	1042	
990 U STATES	136	11264	1822	136162	
	156	12132	2605	168416	
COPPER TUBING	CWT				
1 U KINGDOM	693	29480	12350	518256	6048
55 GERMANY W			116	6978	
755 CHILE			2290	82414	
990 U STATES	164	16755	3407	278312	
	857	46235	18163	885960	
COPPER ROLLERS FOR WALL PAPER					
1 U KINGDOM				85498	6049
990 U STATES		496		18847	
		496		104345	
COPPER WIRE N O P	LB				
1 U KINGDOM	1900	2223	4045	4907	6050
73 NETHRLNDS			456	972	
990 U STATES	2698	2668	34688	36677	
	4598	4891	39189	42556	
COPPER WIRE CLOTH WOVEN WIRE					
1 U KINGDOM				3260	6051
990 U STATES		1667		16717	
		1667		19977	
COPPER MANUFACTURES OF N O P					
1 U KINGDOM		3821		41290	6052
44 BELG LUX				1311	
49 DENMARK				1028	
53 FINLAND				560	
54 FRANCE		179		1328	
55 GERMANY W		403		18591	
67 ITALY		1162		9353	
73 NETHRLNOS				4341	
85 SWEDEN		70		1344	
86 SWITZRLND		3437		6331	
355 ISRAEL				370	
385 UAR EGYPT				1785	
516 HONG KONG		79		887	
519 INDIA				212	
559 JAPAN		3704		5777	
990 U STATES		111958		1619850	
		124813		1714358	
LEAD IN PIGS AND BLOCKS	LB				
874 MEXICO	2205103	229331	2205103	229331	6061
990 U STATES			36200	8733	
	2205103	229331	2241303	238064	
LEAD OLO AND SCRAP	LB				
990 U STATES	55360	3646	186111	16189	6062
	55360	3646	186111	16189	
LEAD IN BARS AND SHEETS	LB				
1 U KINGDOM	7136	783	120846	15722	6063
990 U STATES	216	54	5252	2126	
	7352	837	126098	17848	

IMPORTS BY COMMODITIES AND COUNTRIES

Commodity and Country	DECEMBER 1961		JANUARY TO DECEMBER 1961		Class Number
	Quantity	Value (\$)	Quantity	Value (\$)	
LEAD CAPSULES FOR BOTTLES					
1 U KINGDOM		4932		17433	6065
54 FRANCE				250	
73 NETHRLMOS				25050	
614 AUSTRALIA				208	
990 U STATES				2734	
		4932		45675	
LEAD MANUFACTURES N O P					6068
1 U KINGDOM		6553		86147	
54 FRANCE				1009	
55 GERMANY W		1309		5577	
67 ITALY				400	
73 NETHRLMOS				17748	
76 NORWAY				124	
85 SWEDEN				516	
246 CZECHO S				449	
516 HONG KONG				162	
553 CHINA COM				3289	
559 JAPAN				4583	
990 U STATES		13787		215822	
		21649		335826	
RODS 90 PC NICKEL FOR WIRE	LB				6070
990 U STATES	4110	5577	84348	114458	
	4110	5577	84348	114458	
NICKEL IN INGOTS BLOCKS SHOT	LB				6071
990 U STATES	3792	5932	24402	27807	
	3792	5932	24402	27807	
NICKEL BARS RODS STRIPS SHEETS	LB				6072
1 U KINGDOM	191	445	7759	16295	
76 NORWAY			4989197	4230702	
85 SWEDEN	762	678	4702	7870	
990 U STATES	352181	438880	3425632	3990224	
	353134	440003	8427290	8245161	
NICKEL SILVER IN INGOTS BLOCKS	LB				6073
1 U KINGDOM			175	94	
990 U STATES	121	298	3145	5246	
	121	298	3320	5340	
NICKEL CHROMIUM IN BARS RODS	LB				6074
1 U KINGDOM			20826	32811	
990 U STATES	1069	2668	47929	79254	
	1069	2668	68755	112065	
NICKEL MANUFACTURES NOT PLATED					6075
1 U KINGDOM		706		16739	
55 GERMANY W				430	
67 ITALY				2367	
73 NETHRLMOS				2418	
516 HONG KONG				178	
990 U STATES		8813		104230	
		9519		127062	
NICKEL NICKEL PLATED WARE NOP					6077
1 U KINGDOM		19191		223476	
43 AUSTRIA		1788		8688	
44 BELG LUX		1581		2500	
49 DENMARK		2522		8774	
54 FRANCE				27143	
55 GERMANY W		10057		243070	
67 ITALY		275		24857	
73 NETHRLMOS				36775	
82 SPAIN		212		1299	
85 SWEDEN		1267		5384	
86 SWITZRLNO		913		3045	
246 CZECHO S		126		5251	
516 HONG KONG		1055		3646	
519 INDIA				353	
559 JAPAN		1538		48887	
614 AUSTRALIA				894	
990 U STATES		130492		1531324	
		171017		2175366	
ELECTRO PLATED WARE GILT WARE					6082
1 U KINGDOM		102852		1120136	
43 AUSTRIA		846		13791	
44 BELG LUX		3578		19998	
49 DENMARK		199		17558	
54 FRANCE		12231		54741	
55 GERMANY W		73769		634012	
67 ITALY		21215		196686	
73 NETHRLMOS		5875		68925	
76 NORWAY				777	
82 SPAIN		1072		13600	
85 SWEDEN		878		16775	
86 SWITZRLND		1124		8638	
246 CZECHO S				1555	
355 ISRAEL				571	
427 UN SO AFR				995	
516 HONG KONG		1499		63458	
559 JAPAN		66385		657211	
614 AUSTRALIA				16047	
990 U STATES		903182		11415157	
		1194705		14320631	
GOLD SILVER SWEEPS GOLD FRINGE					6084
1 U KINGDOM		59		1924	
54 FRANCE		624		7501	
55 GERMANY W				332	
990 U STATES		2106		10393	
		2789		20150	

IMPORTS BY COMMODITIES AND COUNTRIES

Commodity and Country	DECEMBER 1961		JANUARY TO DECEMBER 1961		Class Number
	Quantity	Value (\$)	Quantity	Value (\$)	
GOLD SILVER DUTCH METAL LEAF					6085
1 U KINGDOM		5694		69919	
55 GERMANY W				3919	
67 ITALY				1516	
990 U STATES		250		76741	
		5944		152095	
GOLD MANUFACTURES N O P					6086
1 U KINGDOM		996		12292	
54 FRANCE				233	
55 GERMANY W		73		22029	
67 ITALY				976	
86 SWITZRLND				557	
516 HONG KONG				202	
990 U STATES		11606		165647	
		12675		201936	
PLATINUM PALLADIUM IRIDIUM					6087
1 U KINGDOM		17206		10973779	
990 U STATES		3702		268549	
		20908		11242328	
PLATINUM CRUCIBLES					6088
1 U KINGDOM		8440		53398	
990 U STATES		96940		1304278	
		105380		1357676	
SILVER UNMANUFACTURED	TR OZ				6091
1 U KINGDOM			3020	2946	
747 BOLIVIA			456	475	
813 BAHAMAS	810	783	18142	16869	
874 MEXICO			1471221	1339659	
990 U STATES	1066955	1076390	10785630	10225999	
	1067765	1077173	12278469	11585948	
TOILET ARTICLES OF STERLING					6093
1 U KINGDOM		1111		13059	
54 FRANCE				260	
55 GERMANY W				533	
990 U STATES		1867		11089	
		2978		24941	
SILVER MANUFACTURES N O P					6094
1 U KINGDOM		18991		356159	
43 AUSTRIA				293	
44 BELG LUX				55	
49 DENMARK		4805		30945	
54 FRANCE		210		2777	
55 GERMANY W		13778		89840	
64 IRELAND				50	
67 ITALY				12592	
73 NETHRLNDS		636		3611	
76 NORWAY				2557	
85 SWEDEN		293		5381	
86 SWITZRLND				348	
516 HONG KONG		50		317	
559 JAPAN				3667	
744 ARGENTINA				1340	
815 BERMUDA				100	
864 GUATEMALA				231	
874 MEXICO				3276	
990 U STATES		26916		272580	
		65679		786119	
TIN BLOCKS PIGS OR BARS	CWT				6101
1 U KINGDOM	2800	339893	14262	1670950	
44 BELG LUX	4816	602477	13888	1625349	
55 GERMANY W			2863	325100	
524 MALAYA	784	97572	35864	4009328	
747 BOLIVIA			2816	293904	
990 U STATES	114	14577	9272	968777	
	8514	1054519	78965	8893408	
TIN FOIL	LB				6102
1 U KINGDOM			175	145	
990 U STATES	2860	4509	26445	36971	
	2860	4509	26620	37116	
COLLAPSIBLE TUBES OF METAL					6103
1 U KINGDOM				5571	
990 U STATES		7365		342130	
		7365		347701	
ZINC DROSS AND ZINC SCRAP	CWT				6110
990 U STATES			2543	15479	
			2543	15479	
ZINC PIGS SLABS BLOCKS ANODES	CWT				6112
55 GERMANY W	26	429	137	2726	
990 U STATES	3009	37617	15283	196925	
	3035	38046	15420	199651	
ZINC BARS RODS PLATES SHEETS	CWT				6113
1 U KINGDOM			1370	23046	
44 BELG LUX	40	597	1893	32628	
54 FRANCE			29	873	
55 GERMANY W	40	1457	2549	52241	
990 U STATES	977	27947	11542	361550	
	1057	30001	17383	470338	
ZINC DUST AND GRANULES	CWT				6115
1 U KINGDOM			1862	32876	
44 BELG LUX	551	6534	8486	114003	
990 U STATES	603	9878	6940	109365	
	1154	16412	17288	256244	
ZINC MANUFACTURES N O P					6116
1 U KINGDOM		486		40787	
43 AUSTRIA				177	
44 BELG LUX				5070	

IMPORTS BY COMMODITIES AND COUNTRIES

Commodity and Country	DECEMBER 1961		JANUARY TO DECEMBER 1961		Class Number
	Quantity	Value (\$)	Quantity	Value (\$)	
49 DENMARK				96	
54 FRANCE				1232	
55 GERMANY W		4266		21632	
67 ITALY		407		13250	
516 HONG KONG		10676		48954	
559 JAPAN		1858		3015	
990 U STATES		244610		2551562	
ZINC SLUGS DISCS AND SHELLS		262303		2685775	
1 U KINGDOM				15102	6117
990 U STATES		9966		186499	
ALLOYS OF COPPER		9966		201601	
1 U KINGDOM		3126		34352	6119
55 GERMANY W		4452		21299	
990 U STATES		57061		396521	
ALLOYS OF MAGNESIUM		64639		452172	
1 U KINGDOM				10028	6120
990 U STATES		12371		416538	
BABBITT METAL IN BLOCKS BARS		12371		426566	
1 U KINGDOM	CWT				6121
990 U STATES			244	4263	
BRITANNIA METAL AND MFRS			527	24831	
1 U KINGDOM	20	2463	771	29094	
49 DENMARK	20	2463			6123
73 NETHRLNDS		173		5650	
990 U STATES				2105	
CHROMIUM TUNGSTEN FOR ALLOYS		513		570	
1 U KINGDOM		686		4967	
54 FRANCE	LB			13292	6124
55 GERMANY W	50	245	61764	66167	
85 SWEDEN			5000	4806	
990 U STATES	2240	3906	8960	16664	
ALLOY SLUGS CAST WITH DIAMONDS			740	2342	
990 U STATES	1746	10525	39264	146067	
PHOSPHOR TIN PHOSPHOR BRONZE	4036	14676	115728	236046	
1 U KINGDOM					6125
55 GERMANY W					
990 U STATES					
WATCHES OVER ONE JEWEL					6126
1 U KINGDOM	LB				
43 AUSTRIA	21224	14155	953339	577821	
55 GERMANY W	33598	23266	184722	119647	
990 U STATES	9335	8790	76567	62912	
WATCHES ONE OR NO JEWEL	64157	46211	1214628	767380	
1 U KINGDOM					6127
54 FRANCE		427		2353	
55 GERMANY W		44832		281111	
67 ITALY		7203		76985	
86 SWITZRLND		128311		5451	
287 U S S R				1027396	
516 HONG KONG				196	
559 JAPAN		4422		480	
990 U STATES		2110		32984	
WATCHES ONE OR NO JEWEL		187305		1432825	
1 U KINGDOM					6128
43 AUSTRIA		538		2961	
55 GERMANY W		1969		2334	
86 SWITZRLND		46182		24371	
990 U STATES		1747		455655	
WATCH ACTIONS OVER ONE JEWEL		50436		34815	
54 FRANCE				520136	6129
55 GERMANY W		10523		117264	
86 SWITZRLND		6676		87496	
516 HONG KONG		341490		3411707	
559 JAPAN		161		161	
785 VENEZUELA				52065	
990 U STATES		6080		150	
WATCH ACTIONS ONE OR NO JEWEL		364930		115338	
1 U KINGDOM				3784181	6130
54 FRANCE		2148		215226	
55 GERMANY W		15355		1780	
86 SWITZRLND		5013		32956	
990 U STATES		3637		87432	
CLOCKS M O P		26153		5376	
1 U KINGDOM	NO				6131
49 DENMARK	280	4421	2791	32312	
54 FRANCE		3677	45	1048	
55 GERMANY W	3935	19485	1084	8611	
67 ITALY	24	467	98441	446038	
73 NETHRLNDS			205	2368	
82 SPAIN			246	7055	
85 SWEDEN			8	348	
86 SWITZRLND	563	9658	190	4182	
559 JAPAN	30	81	3378	38659	
990 U STATES	12317	68909	22434	24641	
CLDCK MOVEMENTS AND CASES	17585	106698	159249	795448	
1 U KINGDOM		347	288071	1360710	6132
54 FRANCE				12946	
				57659	

IMPORTS BY COMMODITIES AND COUNTRIES

Commodity and Country	DECEMBER 1961		JANUARY TO DECEMBER 1961		Class Number
	Quantity	Value (\$)	Quantity	Value (\$)	
55 GERMANY W		1659		57623	
86 SWITZRLND		2060		7682	
559 JAPAN				903	
990 U STATES		3101		87089	
		7167		223902	
PARTS OF CLOCK MOVEMENTS					6133
1 U KINGDOM		251		39810	
44 BELG LUX				226	
54 FRANCE		508		10780	
55 GERMANY W		577		58713	
73 NETHRLNOS				11122	
76 NORWAY		1739		6781	
86 SWITZRLND		123		5246	
559 JAPAN				258	
990 U STATES		15670		289892	
		18868		422628	
TIME RECORDERS					6134
1 U KINGDOM				14575	
44 BELG LUX				118	
54 FRANCE		441		1692	
55 GERMANY W				22519	
85 SWEDEN				311	
86 SWITZRLND		3657		23064	
813 BAHAMAS				899	
990 U STATES		11543		222443	
		15641		285621	
ALARM CLOCKS					6135
1 U KINGDOM			5277	7610	
54 FRANCE			4607	6083	
55 GERMANY W	13315	20573	509404	813696	
67 ITALY			113	303	
73 NETHRLNDS			200	209	
86 SWITZRLND	689	3141	6699	28558	
246 CZECHO S			19250	12061	
516 HONG KONG			1000	1485	
559 JAPAN	1500	1646	73675	84458	
990 U STATES	900	3868	41107	160128	
	16404	29228	661332	1114591	
WATCH CASES AND PARTS					6136
1 U KINGDOM		20873		187864	
54 FRANCE		911		26622	
55 GERMANY W		5900		103688	
86 SWITZRLND		38653		332725	
516 HONG KONG		2122		30164	
559 JAPAN				4515	
990 U STATES		47178		628481	
		115637		1314059	
PARTS OF WATCH MOVEMENTS					6138
1 U KINGDOM		76746		515876	
54 FRANCE		5515		37960	
55 GERMANY W		1627		19822	
86 SWITZRLND		36332		251569	
559 JAPAN				311	
990 U STATES		6964		90104	
		127184		915642	
BATTERIES FLASHLIGHT AND PARTS					6139
1 U KINGDOM				930	
55 GERMANY W		869		869	
516 HONG KONG		5751		75638	
559 JAPAN		7824		56372	
990 U STATES		9159		165135	
		23603		298944	
BATTERIES HEARING AID AND PTS					6140
1 U KINGDOM				481	
55 GERMANY W				126	
82 SPAIN		1520		1520	
990 U STATES		1941		405302	
		3461		407429	
BATTERIES ELECTRIC PRIMARY NOP					6141
1 U KINGDOM		1184		18299	
54 FRANCE		3196		8645	
55 GERMANY W		1593		14534	
516 HONG KONG		2252		40043	
559 JAPAN		35905		256395	
990 U STATES		67556		998243	
		111686		1336159	
BATTERIES STORAGE N O P PARTS					6142
1 U KINGDOM		35082		549670	
43 AUSTRIA				205	
54 FRANCE		24798		54455	
55 GERMANY W		1211		15284	
614 AUSTRALIA				802	
990 U STATES		90732		1303695	
		151823		1924111	
APPARATUS ELECTRIC HEATING NOP					6143
1 U KINGDOM		6415		87777	
44 BELG LUX		74		730	
53 FINLAND				1830	
54 FRANCE				201	
55 GERMANY W		145		47397	
67 ITALY				2222	
73 NETHRLNOS				6872	
85 SWEDEN		2485		5228	
86 SWITZRLND				790	
559 JAPAN		521		7794	
886 P RICO				1915	

IMPORTS BY COMMODITIES AND COUNTRIES

Commodity and Country	DECEMBER 1961		JANUARY TO DECEMBER 1961		Class Number
	Quantity	Value (\$)	Quantity	Value (\$)	
990 U STATES		212220		2315240	
990 U STATES		221860		2477996	
6144 DYNAMOS GENERATORS AND PTS NOP					
1 U KINGDOM		47453		890583	
44 BELG LUX				8029	
49 DENMARK		336		599	
54 FRANCE		139		9221	
55 GERMANY W		4534		30579	
73 NETHRLNDS		1066		90285	
76 NORWAY				1360	
85 SWEDEN		1058		28507	
86 SWITZRLNO		329		4439	
559 JAPAN		2140		28397	
990 U STATES		340421		5346752	
990 U STATES		397476		6438751	
6145 FUSES FUSE PLUGS CUTOUTS PARTS					
1 U KINGDOM		27271		300394	
54 FRANCE				8130	
55 GERMANY W		73		3173	
73 NETHRLNDS				996	
86 SWITZRLNO				457	
990 U STATES		73510		1039298	
990 U STATES		100854		1352448	
6147 MOTORS ELECTRIC PARTS OF N O P					
1 U KINGDOM		14884		149069	
54 FRANCE		1224		4683	
55 GERMANY W		4410		36006	
67 ITALY				3049	
73 NETHRLNDS				38685	
85 SWEDEN				796	
86 SWITZRLNO		154		1030	
559 JAPAN				5031	
990 U STATES		359039		3741287	
990 U STATES		379711		3979636	
6148 TELEVISION PICTURE TUBES					
73 NETHRLNDS	NO		4	280	
990 U STATES	76	1575	2077	51270	
990 U STATES	76	1575	2081	51550	
6149 SEMI CONDUCTORS NOP AND PARTS					
1 U KINGDOM		646		64832	
44 BELG LUX		1316		1316	
54 FRANCE				150	
55 GERMANY W		3451		32316	
73 NETHRLNDS		14070		97073	
559 JAPAN		416		2275	
990 U STATES		148250		2032220	
990 U STATES		168149		2230182	
6150 TRANSISTORS					
1 U KINGDOM	NO	8050	8265	29295	36165
55 GERMANY W				594	476
73 NETHRLNDS	45369	11307	228593	79486	
559 JAPAN			3918	2541	
990 U STATES	43093	102796	1006654	2332567	
990 U STATES	96512	122368	1269054	2451235	
6151 LIGHTNING ARRESTERS REACTORS					
1 U KINGDOM				59107	
54 FRANCE				1266	
55 GERMANY W				2558	
85 SWEDEN				29667	
86 SWITZRLNO				6809	
990 U STATES		32708		163554	
990 U STATES		32708		262961	
6152 MAGNETOS FOR GAS ENGINES					
990 U STATES		339		32590	
990 U STATES		339		32590	
6154 MOTORS ELECTRIC UNDER 30 HPL					
1 U KINGDOM	NO	341	5613	33135	224727
43 AUSTRIA				38	110
44 BELG LUX				35	994
49 DENMARK				2	54
54 FRANCE				144	1751
55 GERMANY W	10	83	3710	23868	
67 ITALY			40	256	
73 NETHRLNDS			848	2473	
76 NORWAY			5	104	
85 SWEDEN			76	1917	
86 SWITZRLNO	70	421	157	1840	
559 JAPAN	85	216	52679	17104	
990 U STATES	51837	194929	647289	2434933	
990 U STATES	52343	201262	738158	2710131	
6155 MOTORS ELEC 30 HPL OR MORE NOP					
1 U KINGDOM	NO	2059	186204	19624	2277214
44 BELG LUX				67	4237
49 DENMARK				77	3436
54 FRANCE				7	2353
55 GERMANY W	44	4135	394	71284	
67 ITALY	7	355	22	4621	
73 NETHRLNDS			21	92736	
76 NORWAY	5	518	13	2217	
85 SWEDEN	8	303	581	141699	
86 SWITZRLNO	2	142	26	54416	
559 JAPAN			1	80	
990 U STATES	3097	306952	32513	3839007	
990 U STATES	5222	498609	53346	6493300	

IMPORTS BY COMMODITIES AND COUNTRIES

Commodity and Country	DECEMBER 1961		JANUARY TO DECEMBER 1961		Class Number
	Quantity	Value (\$)	Quantity	Value (\$)	
RHEOSTATS CONTROLLERS STARTERS					6156
1 U KINGDOM		22342		424847	
43 AUSTRIA				1382	
49 DENMARK		1390		13917	
54 FRANCE		2876		14489	
55 GERMANY W		6595		180091	
67 ITALY				4305	
73 NETHRLNDS				42827	
76 NORWAY				21393	
85 SWEDEN		650		5892	
86 SWITZRLND				56934	
559 JAPAN				55	
990 U STATES		998432		11696699	
		1032285		12462831	
SAD IRONS ELECTRIC AND PARTS					6157
1 U KINGDOM		10478		93903	
559 JAPAN		1302		15069	
886 P RICO		40039		551150	
990 U STATES		40351		650367	
		92170		1310489	
SELFCONTAINED LIGHTING OUTFITS					6158
990 U STATES		2362		31249	
		2362		31249	
SOCKETS OUTLETS RECEPTACLES					6159
1 U KINGDOM		1518		9056	
55 GERMANY W		110		2420	
67 ITALY				875	
85 SWEDEN				229	
559 JAPAN				3797	
990 U STATES		259461		2602521	
		261089		2618898	
SPARK PLUGS MAGNETOS IGNITION					6160
1 U KINGDOM		1943		40815	
54 FRANCE		2403		7054	
55 GERMANY W		3242		27923	
246 CZECHO S				552	
559 JAPAN				8584	
614 AUSTRALIA		10127		84058	
990 U STATES		252023		1267072	
		269738		1436058	
SWITCHES SWITCHBOARDS AND PTS					6161
1 U KINGDOM		111233		1021980	
43 AUSTRIA		1742		10727	
54 FRANCE		1828		220952	
55 GERMANY W		3774		123272	
67 ITALY		13842		23805	
73 NETHRLNDS		1422		3948	
85 SWEDEN				1466	
86 SWITZRLND		40485		616086	
385 UAR EGYPT				279	
559 JAPAN		428		5328	
886 P RICO				3330	
990 U STATES		1098754		11929649	
		1273508		13960822	
SWITCHGEAR FOR MINES					6162
1 U KINGDOM		10235		47132	
990 U STATES				7080	
		10235		54212	
TELEGRAPH APPARATUS AND PARTS					6163
1 U KINGDOM		52630		457352	
49 DENMARK				1660	
55 GERMANY W		45901		736295	
85 SWEDEN		94		16102	
86 SWITZRLND				16704	
559 JAPAN		278		4396	
990 U STATES		652715		3862726	
		751618		5095235	
TELEPHONE APPARATUS AND PARTS					6164
1 U KINGDOM		112222		3468009	
43 AUSTRIA				2343	
44 BELG LUX		68		2574	
49 DENMARK		1407		14626	
54 FRANCE				4475	
55 GERMANY W		10699		88414	
67 ITALY				1594	
73 NETHRLNDS				3332	
85 SWEDEN		7499		154372	
86 SWITZRLND				13225	
246 CZECHO S				1464	
559 JAPAN		2688		37546	
990 U STATES		677616		7409464	
		812199		11201438	
TRANSFORMERS AND PARTS N O P					6165
1 U KINGDOM		18561		797850	
43 AUSTRIA				355	
44 BELG LUX		1645		8273	
49 DENMARK				103	
54 FRANCE				11427	
55 GERMANY W		11985		192694	
67 ITALY				118	
73 NETHRLNDS		504		7015	
76 NORWAY				223	
85 SWEDEN		5837		102794	
86 SWITZRLND		839		183882	
559 JAPAN		877		19153	
874 MEXICO				3206	

IMPORTS BY COMMODITIES AND COUNTRIES

141

Commodity and Country	DECEMBER 1961		JANUARY TO DECEMBER 1961		Class Number
	Quantity	Value (\$)	Quantity	Value (\$)	
886 P RICO				709	
990 U STATES		451297		5980790	
RADIO AND TV RECEIVING TUBES		491545		7308592	
NO					6166
1 U KINGDOM	26619	18637	494378	374257	
54 FRANCE	100	54	5525	2802	
55 GERMANY W	3462	6361	57843	64818	
67 ITALY	515	294	39175	21506	
73 NETHRLNDS	49621	28857	917229	515454	
85 SWEDEN	3500	12820	25472	97568	
246 CZECHO S			2500	1060	
559 JAPAN	163620	53405	2044157	700745	
813 BAHAMAS			1515	1573	
990 U STATES	354020	414014	5658270	6701117	
	601457	534442	9246064	6480900	
RADIO APPARATUS N O P					6167
1 U KINGDOM		415866		10527636	
43 AUSTRIA		1388		3018	
44 BELG LUX				3038	
49 DENMARK		10636		127057	
54 FRANCE				13782	
55 GERMANY W		51203		738647	
64 IRELAND		855		2845	
67 ITALY		139		20210	
73 NETHRLNDS		44613		619164	
76 NORWAY		1520		1914	
85 SWEDEN		1887		81859	
86 SWITZRLND				4991	
246 CZECHO S		146		2498	
355 ISRAEL				883	
559 JAPAN		34789		437269	
785 VENEZUELA		1225		36225	
824 JAMAICA				4126	
874 MEXICO				585	
990 U STATES		2454794		2869293	
		3019061		41322040	
ELECTRIC RAZORS AND PARTS					6168
NO					
43 AUSTRIA	300	2841	1300	11048	
55 GERMANY W	2182	8548	30501	176397	
73 NETHRLNDS		1020	233235	1031532	
86 SWITZRLND	48	269	4554	15174	
559 JAPAN	1205	2594	27005	48061	
886 P RICO		411		10364	
990 U STATES	999	184204	95665	2211871	
	4734	199887	392260	3504447	
ELECT STEAM GENERATORS AND PTS					6169
NO					
1 U KINGDOM		2673355	1	10256468	
86 SWITZRLND		3483	1	56176	
990 U STATES			1	35220	
		2676838	3	10347864	
ELECTRIC APPARATUS N O P					6170
1 U KINGDOM		42896		884504	
43 AUSTRIA		4514		20288	
44 BELG LUX				3506	
49 DENMARK				10881	
53 FINLAND		4383		19239	
54 FRANCE		6079		42062	
55 GERMANY W		7379		174609	
67 ITALY				3624	
73 NETHRLNDS		3952		95144	
76 NORWAY		1272		46222	
85 SWEDEN		2582		186134	
86 SWITZRLND		30035		236779	
246 CZECHO S		187		2783	
277 POLAND				3196	
427 UN SO AFR		87		438	
516 HONG KONG		204		1899	
559 JAPAN		9063		116085	
614 AUSTRALIA				3464	
815 BERMUDA				4381	
824 JAMAICA				80	
886 P RICO		3285		67897	
990 U STATES		2361537		30906865	
		2477455		32830080	
ELECTRIC PRECISION INSTRUMENTS					6171
1 U KINGDOM		82354		1231209	
43 AUSTRIA				606	
49 DENMARK		7038		70199	
54 FRANCE		1004		9268	
55 GERMANY W		13557		274262	
67 ITALY				759	
73 NETHRLNDS		8130		92677	
76 NORWAY				5916	
85 SWEDEN		310		9751	
86 SWITZRLND		2897		85644	
246 CZECHO S		492		12167	
427 UN SO AFR		19533		141835	
559 JAPAN		1549		25775	
813 BAHAMAS				5739	
886 P RICO				680	
990 U STATES		1725059		18807515	
		1861923		20774002	
ELECTRIC OR GAS WELDING APP					6172
1 U KINGDOM		18820		213430	
43 AUSTRIA				74298	
44 BELG LUX				7249	

IMPORTS BY COMMODITIES AND COUNTRIES

Commodity and Country			DECEMBER 1961		JANUARY TO DECEMBER 1961		Class Number
			Quantity	Value (\$)	Quantity	Value (\$)	
49	DENMARK					4051	
54	FRANCE		224			18554	
55	GERMANY W		3632			29626	
67	ITALY					326	
73	NETHERLANDS					6833	
85	SWEDEN		1249			16174	
86	SWITZERLAND		1010			20197	
886	P R I C O					729	
990	U STATES		441660			6319882	
			466595			6711349	
RADIO RECEIVING SETS			NO				6173
1	U KINGDOM	960	17872	28450	545852		
43	AUSTRIA	52	1949	208	6739		
54	FRANCE			15	477		
55	GERMANY W	6055	353261	53914	2888480		
64	IRELAND			10644	162368		
67	ITALY	744	9143	2895	41812		
73	NETHERLANDS	1063	21967	25458	443281		
76	NORWAY	48	1844	579	22705		
85	SWEDEN			5	168		
86	SWITZERLAND			2045	36652		
246	CZECHOSLOVAKIA			2250	23268		
277	POLAND			16	540		
516	HONG KONG	2917	18164	7522	58542		
559	JAPAN	74953	805626	839696	7072133		
668	U S OCEANIA			608	4416		
990	U STATES	12695	213708	106300	2480490		
		99487	1443534	1080605	13787923		
TELEVISION RECEIVING SETS			NO				6174
1	U KINGDOM			1	52		
55	GERMANY W	1	288	3	1010		
73	NETHERLANDS			32	2663		
559	JAPAN	1	127	9	1046		
990	U STATES	1867	309241	21317	3071568		
		1869	309656	21362	3076339		
RADIO SET PARTS							6175
1	U KINGDOM		13257		1025276		
49	DENMARK		3267		27315		
54	FRANCE				232		
55	GERMANY W		17707		195303		
67	ITALY				3416		
73	NETHERLANDS		5780		76904		
76	NORWAY				120		
559	JAPAN		813		6883		
874	MEXICO				2428		
990	U STATES		318539		3649072		
			359363		4986949		
RADIO TUBE PARTS							6176
1	U KINGDOM		8005		54139		
43	AUSTRIA				703		
54	FRANCE				253		
55	GERMANY W				12176		
67	ITALY		5316		35298		
73	NETHERLANDS		6723		114103		
85	SWEDEN				1262		
990	U STATES		277692		2441702		
			297736		2659636		
SOUND EQUIPMENT N O P							6177
1	U KINGDOM		19063		227128		
43	AUSTRIA		159		1743		
44	BELGIUM				368		
49	DENMARK		1781		9226		
54	FRANCE				13248		
55	GERMANY W		34708		154584		
67	ITALY		315		948		
73	NETHERLANDS		7854		109590		
76	NORWAY				2870		
85	SWEDEN		544		15554		
86	SWITZERLAND		119		319		
355	ISRAEL				1750		
559	JAPAN		15941		171649		
614	AUSTRALIA				2433		
990	U STATES		356599		4049367		
			437083		4760777		
TAPE RECORDERS AND PARTS			NO				6178
1	U KINGDOM	346	32651	1200	147260		
43	AUSTRIA	130	4469	242	10165		
49	DENMARK			5	426		
55	GERMANY W	884	74713	5825	535761		
67	ITALY	106	3571	376	15610		
73	NETHERLANDS	1288	44870	14645	983679		
76	NORWAY	1	125	25	2581		
85	SWEDEN	49	4408	72	6702		
86	SWITZERLAND	12	6209	26	14316		
559	JAPAN	1941	36303	23922	563067		
614	AUSTRALIA				147		
990	U STATES	654	171190	6064	2745999		
		5411	378509	52402	5025713		
METERS ELECTRIC N O P			NO				6179
1	U KINGDOM	301	7934	3372	142605		
43	AUSTRIA			8	328		
49	DENMARK	20	3072	57	7853		
54	FRANCE			35	1683		
55	GERMANY W	104	10316	916	28286		
73	NETHERLANDS			18	2872		
76	NORWAY			6	183		

IMPORTS BY COMMODITIES AND COUNTRIES

Commodity and Country	DECEMBER 1961		JANUARY TO DECEMBER 1961		Class Number
	Quantity	Value (\$)	Quantity	Value (\$)	
86 SWITZRLND	1	107	241	12046	
246 CZECHOS			70	2116	
559 JAPAN	2925	5607	22224	67926	
813 BAHAMAS			5	301	
990 U STATES	7064	134715	72719	1513084	
METERS ELECTRIC N O P PARTS OF	10415	161751	99671	1779283	6180
1 U KINGDOM		3282		24961	
55 GERMANY W				597	
73 NETHRLNDS				372	
86 SWITZRLNO		1257		3828	
559 JAPAN		1985		4411	6191
813 BAHAMAS				623	
990 U STATES		108550		1099372	
PLATES CYLINDERS ENGRAVERS		115074		1134164	
1 U KINGDOM		2146		23759	
54 FRANCE				545	6192
55 GERMANY W				2327	
67 ITALY		2263		3868	
73 NETHRLNDS				5421	
76 NORWAY				152	
614 AUSTRALIA				239	6193
990 U STATES		161244		1605038	
PLATES PRINTING 2 COLOURS		165653		1641349	
1 U KINGDOM		1359		5511	
43 AUSTRIA				455	
55 GERMANY W				2639	6194
73 NETHRLNDS				2187	
86 SWITZRLNO				3326	
427 UN SO AFR		440		1020	
990 U STATES		16579		214786	
PLATES FOR PRINTING MUSIC		18378		229924	6195
1 U KINGDOM				4024	
73 NETHRLNDS				2742	
990 U STATES		8236		27282	
STEREDTYPES ELECTROTYPES NOP		8236		34046	
990 U STATES	SQ IN	3183	1121280	32403	6196
MATRICES FOR STEREDTYPES 475A		3183	1121280	32403	
990 U STATES	SQ IN	38370	257605	14464	
STEREDTYPES FOR BOOKS		38370	257605	14464	
990 U STATES	SQ IN	24433	67941	5012	
1 U KINGDOM		1280	5645	1701	6197
73 NETHRLNDS		14780	5920148	281390	
990 U STATES		17057	5993734	288103	
STEREDTYPES FOR ADVERTISEMENTS			25168	1239	
1 U KINGDOM		15926	22975	471	
55 GERMANY W		193	219	166	6199
73 NETHRLNDS			196	160	
85 SWEDEM			226	86	
86 SWITZRLNO		74504	1631934	97016	
990 U STATES		4544	1680718	99138	
TYPE PRINTING CHASES QUINS		2050		27143	6200
1 U KINGDOM		130		11964	
55 GERMANY W				974	
59 GREECE				861	
73 NETHRLNDS				885	
516 HONG KONG		10341		209294	6201
990 U STATES		12521		251121	
PRINTG PLATES FOR PUBLICATIONS				2489	
1 U KINGDOM		1421		2905	
55 GERMANY W				125	
73 NETHRLNDS				78	6208
86 SWITZRLNO		56946		570171	
990 U STATES		58367		575768	
MOULDING MATERIAL ELECTROTYPE		4333		24210	
990 U STATES		4333		24210	
TUNGSTEN BEARING ORES	CWT		500	42088	6210
564 KOREA			551	29095	
744 ARGENTINA			916	48338	
747 BOLIVIA			551	36031	
752 BRAZIL			2500	247775	
990 U STATES			5018	403327	
CHROME ORE	CWT		78400	163556	6211
316 CYPRUS			109109	173004	
422 RHOD NYAS			93806	79633	
427 UN SO AFR			697220	790568	
567 PHIL		6689	446819	702159	
990 U STATES		13667	1425354	1908920	
ANTIMONY OR REGULUS OF	LB		69058	14327	6211
1 U KINGDOM			33600	8918	
44 BELG LUX			61151	12992	
73 NETHRLNDS	61151	12992	24698	2651	
287 US S R	24698	2651	88506	23235	
288 YUGO SLAV					

IMPORTS BY COMMODITIES AND COUNTRIES

Commodity and Country	DECEMBER 1961		JANUARY TO DECEMBER 1961		Class Number
	Quantity	Value (\$)	Quantity	Value (\$)	
553 CHINA COM			550534	106938	
990 U STATES			5000	1129	
BISMUTH METALLIC NATURAL	85849	15643	832547	170190	6212
73 NETHRLNDS			1425	2712	
288 YUGO SLAV			4409	8992	
747 BOLIVIA			10149	8193	
990 U STATES			2000	4670	
COBALT ORE			17983	24567	6215
MANGANESE ORE					6216
1 U KINGDOM			870	22579	
54 FRANCE			255	1410	
414 GHANA			509687	1080474	
457 FR W AFR			278562	584569	
519 INDIA			265811	350582	
559 JAPAN			1652	32712	
752 BRAZIL			335709	701392	
990 U STATES	6782	43739	127769	691595	
ORES OF METALS N O P	6782	43739	1520315	3465313	6217
1 U KINGDOM			710	2601	
76 NORWAY			481448	237753	
614 AUSTRALIA	2238	6025	13035	34371	
747 BOLIVIA	31713	125929	114818	477231	
774 PERU			799831	2293425	
864 GUATEMALA			18373	955	
869 HONDURAS			20000	61586	
990 U STATES	2672	147761	104095	1706414	
MERCURY OR QUICKSILVER	43623	279715	1552310	4814336	6218
1 U KINGDOM			24	76	
73 NETHRLNDS			57	207	
82 SPAIN			123863	280687	
288 YUGO SLAV			65620	171656	
758 COLOMBIA			6840	15291	
874 MEXICO	3800	9692	29260	71752	
990 U STATES	2821	7753	87249	233495	
ANODES NICKEL COPPER PRECIOUS	6621	17445	312913	773164	6219
73 NETHRLNDS				716	
990 U STATES		1578		79578	
ARTICLES FOR AGRIC IMPLEMENTS				80294	6220
1 U KINGDOM				19611	
990 U STATES		11011		155776	
ARTICLES FOR STORAGE BATTERIES				175387	6221
990 U STATES				124416	
BELLS FOR CHURCHES				124416	6222
1 U KINGDOM				18985	
54 FRANCE		8739		125134	
55 GERMANY W				823	
67 ITALY				160	
73 NETHRLNDS				4084	
86 SWITZRLND		1804		5458	
990 U STATES		20730		205331	
BELLS AND GONGS N O P		31273		359975	6223
1 U KINGDOM				7360	
54 FRANCE				210	
55 GERMANY W		3173		23100	
85 SWEDEN		503		8345	
86 SWITZRLND				50	
519 INDIA		88		6335	
559 JAPAN		867		7604	
614 AUSTRALIA				901	
990 U STATES		17964		260994	
SLIDE OR ZIPPER FASTENERS		22595		314899	6225
1 U KINGDOM		436		10175	
54 FRANCE				270	
55 GERMANY W				20833	
73 NETHRLNDS				268	
86 SWITZRLND		514		514	
246 CZECHO S				4029	
559 JAPAN				17276	
990 U STATES		5952		52138	
BUCKLES CLASPS EYELETS HOOKS		6902		112503	6226
1 U KINGDOM		11551		129901	
43 AUSTRIA		405		632	
54 FRANCE		111		309	
55 GERMANY W		14428		84569	
67 ITALY		463		10608	
73 NETHRLNDS		548		898	
86 SWITZRLND		164		884	
246 CZECHO S		383		1420	
516 HONG KONG				667	
519 INDIA				191	
559 JAPAN		3015		16296	
990 U STATES		114498		1577257	
		145566		1824332	

IMPORTS BY COMMODITIES AND COUNTRIES

145

Commodity and Country	DECEMBER 1961		JANUARY TO DECEMBER 1961		Class Number
	Quantity	Value (\$)	Quantity	Value (\$)	
CAGES ANIMAL OF WIRE AND PARTS					6227
1 U KINGDOM		12505		81792	
44 BELG LUX				4316	
55 GERMANY W				2379	
67 ITALY		1063		2424	
559 JAPAN		546		17717	
990 U STATES		2378		73659	
		16492		182287	
CHRONOMETERS COMPASSES SHIPS					6228
1 U KINGDOM		9783		143058	
55 GERMANY W		3310		10425	
73 NETHRLNDS				874	
85 SWEDEN				495	
559 JAPAN				9591	
954 ST PIERRE				111	
990 U STATES		7848		133696	
		20941		298250	
METAL ARTICLES FOR JEWELLERY					6229
1 U KINGDOM		497		8552	
55 GERMANY W		1212		21264	
67 ITALY				597	
86 SWITZRLND				554	
559 JAPAN		881		7407	
990 U STATES		37525		413551	
		40115		451925	
ARTICLES FOR USE IN FISHERIES					6230
1 U KINGDOM		3498		49221	
49 DENMARK				278	
55 GERMANY W				6210	
73 NETHRLNDS				2399	
76 NORWAY		9153		56683	
78 PORTUGAL				7116	
82 SPAIN				905	
559 JAPAN		6763		164380	
990 U STATES		2286		144122	
		21700		431308	
ARTICLES N D P FOR MFR SHIPS					6232
1 U KINGDOM		106531		2047873	
49 DENMARK		2834		6847	
55 GERMANY W		897		63623	
73 NETHRLNDS				6522	
76 NORWAY		275		87283	
85 SWEDEN		1062		124156	
559 JAPAN		173		26091	
990 U STATES		121024		1598208	
		232796		3960603	
ELEMENTS FOR LAMP FILAMENTS					6233
1 U KINGDOM				541	
43 AUSTRIA		1820		52219	
55 GERMANY W		631		631	
73 NETHRLNDS		3907		99535	
990 U STATES		102757		1131360	
		109115		1284286	
METAL PTS FOR COVERED BUTTONS					6234
990 U STATES		7206		103196	
		7206		103196	
NAILS TACKS BRASS OR COPPER					6235
1 U KINGDOM				2161	
990 U STATES		788		12393	
		788		14554	
PATTERNS OF METAL NOT MODELS					6236
990 U STATES		453		204483	
		453		204483	
RIVETS BURRS BRASS DR COPPER					6238
1 U KINGDOM		167		8562	
55 GERMANY W				77	
559 JAPAN				1554	
990 U STATES		9276		86316	
		9443		96509	
SCREWS OF METAL N O P					6240
1 U KINGDOM		241		18333	
44 BELG LUX				9477	
55 GERMANY W		1312		15940	
85 SWEDEN		675		12276	
86 SWITZRLND				167	
516 HONG KONG				126	
559 JAPAN		849		7808	
990 U STATES		7067		91585	
		10144		155712	
SHDE AND CORSET EYELETS HOOKS					6241
55 GERMANY W		81		8591	
67 ITALY		3260		43282	
559 JAPAN				133	
990 U STATES		29208		289428	
		32549		341434	
WIRE NON FERROUS COVERED					6247
1 U KINGDOM		29325		2353952	
54 FRANCE		118		291	
55 GERMANY W		4188		47231	
67 ITALY				261	
73 NETHRLNDS				1039	
85 SWEDEN				1890	
86 SWITZRLND				369	
559 JAPAN		1178		62995	
815 BERMUDA				4385	
990 U STATES		306207		4002906	
		341016		6475319	

IMPORTS BY COMMODITIES AND COUNTRIES

Commodity and Country	DECEMBER 1961		JANUARY TO DECEMBER 1961		Class Number	
	Quantity	Value (\$)	Quantity	Value (\$)		
WIRE TINSEL FOR BRAIDS CORDS					6248	
54 FRANCE				1326		
55 GERMANY W				51479		
990 U STATES				24617		
				77422		
WIRE STRANDED NON FERROUS					6249	
1 U KINGDOM		79		5527		
55 GERMANY W		196		3303		
73 NETHRLNDS		348		1036		
990 U STATES		41109		372056		
		41732		381922		
WIRE NON FERROUS N O P					6250	
1 U KINGDOM		18573		178170		
44 BELG LUX		628		1531		
54 FRANCE		57		1142		
55 GERMANY W		61		15539		
67 ITALY				1022		
73 NETHRLNDS				1230		
85 SWEDEN		6564		87668		
86 SWITZRLNO				1272		
990 U STATES		51191		490036		
		77074		777610		
NON FERROUS METALS AND PRODUCT					6251	
1 U KINGDOM		65237		1128968		
43 AUSTRIA				1127		
44 BELG LUX				4535		
49 DENMARK				779		
54 FRANCE		206		3161		
55 GERMANY W		798		41334		
67 ITALY				1365		
73 NETHRLNDS		2882		12792		
76 NORWAY				76622		
85 SWEDEN				2751		
86 SWITZRLNO				337		
559 JAPAN		47992		84878		
758 COLOMBIA				2029		
990 U STATES		510583		8810037		
		627698		10169715		
PARTS FOR MFR OF SHUTTLES					6252	
990 U STATES		20010		154894		
		20010		154894		
HINGES FOR JEWELLERY BOXES					6253	
990 U STATES		8363		73422		
		8363		73422		
MATERIALS FOR MFR MINING MACH					6254	
990 U STATES				9262		
				9262		
RESIDUES NON FERROUS					6257	
1 U KINGDOM	CWT 5137	51173	59626	619101		
990 U STATES			70954	743268		
	5137	51173	130580	1362369		
TUNGSTEN CARBIDE INSERTS					6258	
64 IRELAND		10460		262192		
85 SWEDEN		20953		304352		
427 UN SO AFR				100553		
990 U STATES		8861		145579		
		40274		812676		
TUNGSTEN CARBIDE TIPS BLANKS					6259	
1 U KINGDOM				268		
55 GERMANY W				336		
64 IRELAND				118592		
85 SWEDEN		2706		43589		
990 U STATES		9550		121706		
		12256		284491		
CIGARETTE LIGHTERS					6260	
1 U KINGDOM	DOZ 50	1657	122	3661		
43 AUSTRIA	1027	2216	18205	36073		
54 FRANCE	25	144	82	1910		
55 GERMANY W	1000	10650	11333	117279		
64 IRELAND	116	1558	116	1558		
76 NORWAY			37	532		
86 SWITZRLNO	36	2579	156	14525		
516 HONG KONG			113	523		
559 JAPAN	15944	41344	366486	779064		
990 U STATES	705	7051	7490	64918		
	18903	67199	404140	1020043		
INCANDESCENT LAMPS LARGE						6302
1 U KINGDOM	NO 926	1854	333400	57066		
43 AUSTRIA			30331	3262		
44 BELG LUX	24700	3562	110903	15790		
54 FRANCE	200	88	378	419		
55 GERMANY W	1515	446	44729	6942		
73 NETHRLNDS	25300	3940	247372	29791		
76 NORWAY			3600	610		
85 SWEDEN			224	541		
86 SWITZRLNO	227	159	677	298		
262 HUNGARY			666	94		
559 JAPAN	74700	6295	365285	26141		
990 U STATES	315890	133440	4553157	1753679		
	443458	149784	5690722	1894633		
FLUORESCENT BULBS AND TUBES					6303	
1 U KINGDOM	NO		7640	5268		
67 ITALY			655	441		
73 NETHRLNDS	6024	2026	130323	43358		
559 JAPAN			10080	3301		
990 U STATES	126305	160195	1230149	1394043		
	132329	162221	1378847	1446411		

IMPORTS BY COMMODITIES AND COUNTRIES

Commodity and Country	DECEMBER 1961		JANUARY TO DECEMBER 1961		Class Number
	Quantity	Value (\$)	Quantity	Value (\$)	
MERCURY VAPOUR LAMPS	NO				6304
1 U KINGDOM			150	938	
55 GERMANY W			42	201	
73 NETHRLNDS			22881	38274	
86 SWITZRLNO			3025	15717	
990 U STATES	1848	20740	48682	428994	
	1848	20740	74780	484124	
VAPOUR LAMPS N O P	NO				6306
1 U KINGDOM	572	3210	1624	6730	
73 NETHRLNDS			10112	1708	
990 U STATES	65839	15145	806669	148129	
	66411	18355	818405	156567	
SEALED BEAM LAMPS	NO				6307
990 U STATES	78707	54397	628817	487792	
	78707	54397	628817	487792	
CHRISTMAS TREE LAMPS	NO				6309
516 HONG KONG	4400	66	637520	9274	
559 JAPAN	1920615	46652	27989915	6858660	
990 U STATES	5000	261	625170	22048	
	1930015	46979	29252605	717182	
MINIATURE LAMPS N O P	NO				6310
1 U KINGDOM	3525	457	101033	12711	
54 FRANCE			10500	1598	
55 GERMANY W			23850	2071	
73 NETHRLNDS	141698	7256	2065481	85941	
516 HONG KONG			964000	9944	
559 JAPAN	195000	8222	806850	29963	
990 U STATES	755808	78121	1929006	292936	
	1096031	94056	5900720	435164	
PHOTOFLASH LAMPS	NO				6311
73 NETHRLNDS			75000	2126	
559 JAPAN	153096	6833	2939819	85364	
990 U STATES	394212	27836	6335684	369999	
	547308	34669	9350503	457489	
PHOTOGRAPHIC LAMPS N O P	NO				6312
1 U KINGDOM			1100	1692	
73 NETHRLNDS			7021	4842	
559 JAPAN	300	295	18125	12953	
990 U STATES	19290	34663	385447	296137	
	19590	34958	411693	315624	
LIGHTS HEAD SIDE TAIL N O P					6315
1 U KINGDOM		2382		21873	
54 FRANCE				1926	
55 GERMANY W		313		24948	
73 NETHRLNDS		1040		1040	
516 HONG KONG		459		14610	
559 JAPAN		492		53503	
990 U STATES		30149		559496	
		34835		677396	
FLASHLIGHTS AND PARTS	NO				6320
1 U KINGDOM	33	118	3319	3637	
43 AUSTRIA			300	334	
55 GERMANY W	4179	6867	34707	58632	
82 SPAIN			39	212	
516 HONG KONG	45714	26168	1317453	390264	
553 CHINA COM			12000	2247	
559 JAPAN	2300	2340	49959	31400	
990 U STATES	25834	49268	306521	429516	
	78060	84761	1724298	916242	
ELECTRIC LIGHT FIXTURES N O P					6325
1 U KINGDOM		25178		99155	
43 AUSTRIA		354		12681	
44 BELG LUX		76		6554	
49 DENMARK		7602		43614	
53 FINLAND				4585	
54 FRANCE		4894		38198	
55 GERMANY W		23145		244083	
67 ITALY		17127		139269	
73 NETHRLNDS		2894		32852	
76 NORWAY		14617		56574	
78 PORTUGAL				1643	
82 SPAIN		3373		21446	
85 SWEDEN		774		7886	
86 SWITZRLND				7641	
246 CZECHOS		3268		55227	
258 GERMANY E				258	
262 HUNGARY				369	
355 ISRAEL				4754	
516 HONG KONG		1198		19477	
519 INDIA		150		1743	
559 JAPAN		9911		161224	
614 AUSTRALIA				2174	
815 BERMUOA				461	
874 MEXICO				307	
990 U STATES		698479		7200873	
		813040		8163048	
LIGHTING FIXTURES GAS COAL OIL					6331
1 U KINGDOM		5710		68181	
43 AUSTRIA				643	
44 BELG LUX				235	
49 DENMARK				2139	
54 FRANCE				230	
55 GERMANY W		307		8237	
67 ITALY		125		4505	
73 NETHRLNDS		312		2637	
78 PORTUGAL				401	

IMPORTS BY COMMODITIES AND COUNTRIES

Commodity and Country	DECEMBER 1961		JANUARY TO DECEMBER 1961		Class Number
	Quantity	Value (\$)	Quantity	Value (\$)	
82 SPAIN				621	
85 SWEDEN				17000	
86 SWITZRLND				75	
246 CZECHO S		1897		3694	
385 UAR EGYPT				516	
516 HONG KONG		4453		71742	
519 INDIA				511	
559 JAPAN		1810		34940	
874 MEXICO				157	
990 U STATES		39664		305582	
		54278		522046	
GAS MANTLES GAS BURNERS					
1 U KINGDOM		234		12379	6332
73 NETHRLNDS				186	
990 U STATES		5343		95334	
		5577		107899	
GAS METERS AND PARTS					
1 U KINGDOM		2679		171912	6333
990 U STATES		87780		1180743	
		90459		1352655	

IMPORTS BY COMMODITIES AND COUNTRIES

Commodity and Country	DECEMBER 1961		JANUARY TO DECEMBER 1961		Class Number
	Quantity	Value (\$)	Quantity	Value (\$)	
GROUP 7					
NON METALLIC MINERALS					
ASBESTOS PACKING	L8				7001
1 U KINGDOM	27346	14728	266282	154875	
54 FRANCE	440	2000	638	3000	
990 U STATES	17442	21054	228342	271725	
	45228	37782	495262	429600	
VEHICLE BRAKE LININGS ASBESTOS					7002
1 U KINGDOM		19033		200585	
54 FRANCE				891	
55 GERMANY W		3484		62963	
824 JAMAICA		3162		3162	
990 U STATES		51863		536767	
		77542		804368	
ASBESTOS MANUFACTURES N O P					7003
1 U KINGDOM		52540		912980	
44 BELG LUX		16629		297520	
54 FRANCE		5186		6884	
55 GERMANY W				3694	
86 SWITZRLND				1269	
427 UN SO AFR				34470	
990 U STATES		159791		2226349	
		234146		3553166	
VEHICLE CLUTCH FACING ASBESTOS					7004
1 U KINGDOM		184		3217	
55 GERMANY W				1845	
559 JAPAN		722		722	
990 U STATES		26546		290929	
		27452		296713	
BRAKE LININGS AND FACINGS N O P					7005
1 U KINGDOM		368		7089	
990 U STATES		20515		180799	
		20883		187888	
CHINA CLAY GROUND	CWT				7011
1 U KINGDOM	23092	29063	942451	772594	
990 U STATES	133758	131246	1966838	1894062	
	156850	160309	2909289	2666656	
FIRE CLAY GROUND	CWT				7012
1 U KINGDOM	40	57	6857	4511	
990 U STATES	46130	22723	1069688	369102	
	46170	22780	1076545	373613	
PIPE CLAY GROUND	CWT				7013
990 U STATES	22620	2167	302996	32640	
	22620	2167	302996	32640	
CLAYS N O P GROUND					7014
1 U KINGDOM		242		2387	
246 CZECHO S				220	
990 U STATES		43514		599922	
		43756		602529	
ZIRCONIUM SILICATE					7015
614 AUSTRALIA		70		19865	
990 U STATES		22239		192435	
		22309		212300	
ZIRCONIUM OXIDE					7016
990 U STATES		2382		32540	
		2382		32540	
SAGGARS FOR CERAMIC PRODUCTS					7017
1 U KINGDOM		56		20556	
990 U STATES		4522		88621	
		4578		109177	
ACTIVATED CLAY TO REFINE OILS					7018
990 U STATES		63153		1006916	
		63153		1006916	
GROG FOR REFRACTORY MATERIALS	TON				7019
1 U KINGDOM			328	4593	
990 U STATES	790	33362	11191	409324	
	790	33362	11519	413917	
BRICK BUILDING GLAZED	M				7020
990 U STATES	551	50476	4615	400026	
	551	50476	4615	400026	
BRICK BUILDING N O P	M				7021
44 BELG LUX			76	6722	
67 ITALY			21	708	
990 U STATES	1632	96313	37719	2066873	
	1632	96313	37816	2074303	
BRICK FIRE CHROME					7022
990 U STATES		6243		600641	
		6243		600641	
BRICK FIRE MAGNESITE					7023
1 U KINGDOM				60011	
55 GERMANY W				75266	
990 U STATES		17606		356201	
		17606		491478	
BRICK FIRE 90 PER CENT SILICA					7024
1 U KINGDOM		8183		8183	
55 GERMANY W		25245		26426	
990 U STATES		58800		1179779	
		92228		1214388	
BRICK FIRE 100 OOL THOUSANO					7025
1 U KINGDOM				62179	
55 GERMANY W		5239		52472	

IMPORTS BY COMMODITIES AND COUNTRIES

Commodity and Country	DECEMBER 1961		JANUARY TO DECEMBER 1961		Class Number
	Quantity	Value (\$)	Quantity	Value (\$)	
990 U STATES		72028		1091458	
BRICK FIRE FURNACE DR KILM		77267		1206109	7026
1 U KINGDOM		6177		81137	
54 FRANCE				5369	
55 GERMANY W		10634		25837	
85 SWEDEN				15868	
990 U STATES		420873		5346001	
BRICK FIRE N O P		437684		5474212	7027
1 U KINGDOM		15789		302486	
49 DENMARK		2293		21760	
55 GERMANY W		2171		13038	
990 U STATES		212777		2441693	
BRICK PAVING	M	233030		2778977	7028
990 U STATES			191	11536	
BUILDING BLOCKS BUILDING TILE			191	11536	7029
1 U KINGDOM				29762	
44 BELG LUX		934		8809	
67 ITALY		2075		6482	
990 U STATES		51314		1089056	
DRAIN PIPES SEWER PIPES N O P		54323		1134109	7030
1 U KINGDOM		1886		12583	
990 U STATES		10267		82397	
TILES STONE MOSAIC FLOORING		12153		94980	7032
55 GERMANY W				159	
67 ITALY				140	
559 JAPAN				337	
990 U STATES				321	
EARTHENWARE TILES FOR ROOFING				957	7033
44 BELG LUX				488	
990 U STATES				3114	
TILES EARTHENWARE N O P				3602	7034
1 U KINGDOM				2079	
67 ITALY				5020	
559 JAPAN				76	
990 U STATES				3082	
TILES FLOOR AND WALL EARTHNR	SQ FT			10257	7035
1 U KINGDOM	159032	56576	3796645	803119	
44 BELG LUX	39530	6425	86687	19772	
54 FRANCE	28719	5035	155070	29053	
55 GERMANY W	26234	6381	427057	105358	
67 ITALY	15153	4817	185524	70587	
82 SPAIN	13644	3689	117723	23909	
246 CZECHO S	57500	6050	223815	27799	
559 JAPAN	798259	138777	6644641	1184763	
990 U STATES	26657	15206	384357	192117	
CHINA AND PORCELAIN WARE N O P	1164728	242956	12021519	2456477	7043
1 U KINGDOM		1639		44956	
49 DENMARK		58		2326	
54 FRANCE		424		4447	
55 GERMANY W				2707	
67 ITALY				543	
258 GERMANY E				703	
516 HONG KONG				434	
553 CHINA COM				296	
559 JAPAN		2579		35612	
990 U STATES		2925		30145	
DEMIJOHNS CHURNS CROCKS N O P		7625		122169	7045
1 U KINGDOM				912	
55 GERMANY W				452	
67 ITALY		242		304	
559 JAPAN				411	
990 U STATES		1857		38880	
TABLEWARE OF CHINA PORCELAIN		2099		40959	7046
1 U KINGDOM		795853		11711350	
43 AUSTRIA		821		1828	
44 BELG LUX		58		2139	
49 DENMARK		759		19305	
53 FINLAND		2251		3492	
54 FRANCE		4912		51287	
55 GERMANY W		9743		151103	
64 IRELAND				2579	
67 ITALY		3107		53055	
73 NETHRLNDS		1440		6366	
76 NORWAY		92		441	
78 PORTUGAL				808	
82 SPAIN				392	
85 SWEDEN		148		2599	
86 SWITZRLND		390		1660	
246 CZECHO S				15751	
258 GERMANY E		1612		11316	
262 HUNGARY				452	
277 POLAND		1124		2220	
355 ISRAEL				811	
516 HONG KONG		743		24818	

IMPORTS BY COMMODITIES AND COUNTRIES

Commodity and Country	DECEMBER 1961		JANUARY TO DECEMBER 1961		Class Number
	Quantity	Value (\$)	Quantity	Value (\$)	
553 CHINA COM		123		274	
559 JAPAN		99871		1014224	
864 GUATEMALA				344	
990 U STATES		83446		1009458	
		1006493		14088072	
STONEWARE EARTHENWARE N O P					7047
1 U KINGDOM		22190		401417	
43 AUSTRIA		434		10801	
44 BELG LUX		74		17381	
49 DENMARK		1172		16299	
53 FINLAND		99		3573	
54 FRANCE		1254		32129	
55 GERMANY W		18076		300613	
59 GREECE				4208	
64 IRELAND				389	
67 ITALY		15745		167745	
73 NETHRLNDS		4307		23058	
76 NORWAY		594		4836	
78 PORTUGAL		621		15038	
82 SPAIN		71		11075	
85 SWEDEN		849		25895	
86 SWITZRLND		452		2847	
246 CZECHO S		10252		26056	
258 GERMANY E		313		10862	
262 HUNGARY				1148	
287 U S S R				584	
355 ISRAEL		1342		2746	
516 HONG KONG		1883		11935	
553 CHINA COM				1386	
559 JAPAN		66470		996275	
874 MEXICO				1604	
990 U STATES		61138		840706	
		207336		2930606	
CHEMICAL STONEWARE ACID RESIST					7048
1 U KINGDOM		1155		9061	
55 GERMANY W				4492	
990 U STATES		11104		189359	
		12259		202912	
ARTIFICIAL TEETH NOT MOUNTED					7051
1 U KINGDOM		4319		19754	
55 GERMANY W		4765		128293	
67 ITALY		202		2270	
73 NETHRLNDS		402		1354	
86 SWITZRLND		948		43020	
355 ISRAEL				752	
519 INDIA				3459	
559 JAPAN		125		3753	
828 TRINIDAD		2367		32067	
990 U STATES		125660		1405664	
		138788		1640386	
BATHS BATHTUBS BASINS ETC N O P					7052
1 U KINGDOM		88831		968799	
53 FINLAND				13314	
55 GERMANY W				9942	
67 ITALY				4880	
76 NORWAY				208	
85 SWEDEN				1292	
288 YUGO SLAV				1419	
559 JAPAN		17977		177425	
815 BERMUDA				342	
824 JAMAICA				234	
990 U STATES		119644		2061095	
		226452		3238950	
CRUCIBLES N O P AND COVERS					7053
1 U KINGDOM				2960	
54 FRANCE				86	
55 GERMANY W				1050	
427 UN SO AFR		2261		8699	
990 U STATES		7501		110663	
		9762		123458	
INSULATORS ELECTRIC PORCELAIN					7055
1 U KINGDOM		18137		92043	
55 GERMANY W				362	
86 SWITZRLND				1716	
246 CZECHO S		959		959	
559 JAPAN				57864	
990 U STATES		32201		371239	
		51297		524183	
MANUFACTURES OF CLAY N O P					7056
1 U KINGDOM				34311	
55 GERMANY W				8681	
73 NETHRLNDS				239	
519 INDIA				14454	
559 JAPAN		60		761	
990 U STATES		76346		985043	
		76406		1043489	
BRIQUETTES OF COAL OR COKE	TON				7060
990 U STATES	915	13464	9664	157279	
	915	13464	9664	157279	
ANTHRACITE SCREENINGS	TON				7061
990 U STATES	2529	13468	96829	501745	
	2529	13468	96829	501745	
ANTHRACITE DOMESTIC SIZES	TON				7062
1 U KINGDOM			27580	447869	
990 U STATES	63940	849992	647341	7927233	
	63940	849992	674921	8375102	

IMPORTS BY COMMODITIES AND COUNTRIES

Commodity and Country	DECEMBER 1961		JANUARY TO DECEMBER 1961		Class Number
	Quantity	Value (\$)	Quantity	Value (\$)	
ANTHRACITE SMALLER SIZES N O P	TON				7063
1 U KINGDOM			25646	364843	
990 U STATES	13265	120669	260761	2200925	
	13265	120669	286407	2565768	
COAL BITUMINOUS SUB BITUMINOUS	TON				7064
990 U STATES	867599	4793068	10988374	58777463	
	867599	4793068	10988374	58777463	
COAL EXWAREHOUSED SHIPS STORES	TON				7066
990 U STATES	16334	78641	249255	1197444	
	16334	78641	249255	1197444	
COAL OUST AND COAL N O P	TON				7067
990 U STATES	495	9289	10712	142229	
	495	9289	10712	142229	
BENZOL	GAL				7070
55 GERMANY W			414300	214102	
277 POLAND			209834	124384	
287 U S S R			982672	393030	
990 U STATES	8637	3506	2991647	1334757	
	8637	3506	4598453	2066273	
COAL TAR CRUDE	GAL				7071
1 U KINGDOM	7800	1663	168129	36947	
44 BELG LUX			2200	621	
990 U STATES	12323	2630	172051	41743	
	20123	4293	342380	79311	
COAL PITCH	CWT				7072
1 U KINGDOM	73968	143774	626931	1163656	
990 U STATES	75759	165307	1502390	3201397	
	149727	309081	2129321	4365053	
CARBOLIC OR HEAVY OIL	GAL				7073
1 U KINGDOM			1726824	502503	
614 AUSTRALIA			11160	3067	
990 U STATES	6381	2642	424156	102500	
	6381	2642	2162140	608070	
COKE PETROLEUM	TON				7074
990 U STATES	27948	550634	365744	5371617	
	27948	550634	365744	5371617	
COKE N O P	TON				7077
1 U KINGDOM	44	1469	136	4464	
990 U STATES	24588	493773	288679	5747343	
	24632	495242	288815	5751807	
GLASS BULB FOR ELECTRONIC TUBE					7078
73 NETHRLNDS		435		65048	
990 U STATES		427368		3926240	
		427803		3991288	
DECANTERS AND TUMBLERS					7079
1 U KINGDOM				2764	
44 BELG LUX				1502	
49 DENMARK		141		1727	
54 FRANCE		1028		25629	
55 GERMANY W		356		2064	
67 ITALY				314	
73 NETHRLNDS		1708		1843	
85 SWEDEN				1938	
246 CZECHO S				2594	
277 POLAND				569	
559 JAPAN		861		17632	
990 U STATES		61415		555118	
		65509		613694	
LAMP CHIMNEYS					7080
55 GERMANY W		541		4839	
990 U STATES		2690		40185	
		3231		45024	
GLASS PLATES FOR OPTICAL MFR					7081
1 U KINGDOM		198		1100	
55 GERMANY W				49379	
990 U STATES		78544		657974	
		78742		708453	
GLASS CARBOYS BOTTLES JARS					7082
1 U KINGDOM		27890		574813	
43 AUSTRIA		113		1870	
44 BELG LUX		94		11622	
49 DENMARK				2361	
53 FINLAND				476	
54 FRANCE		1398		52516	
55 GERMANY W		5166		36877	
67 ITALY		1312		61016	
73 NETHRLNDS		625		4413	
85 SWEDEN		95		3538	
246 CZECHO S		4261		15924	
262 HUNGARY				946	
277 POLAND		59		249	
355 ISRAEL				242	
516 HONG KONG		293		2946	
559 JAPAN		1538		39293	
824 JAMAICA				2194	
874 MEXICO		3611		5231	
990 U STATES		477408		6320181	
		523863		7136708	
GLASS TABLEWARE CUT GLASS N O P					7083
1 U KINGDOM		32879		417211	
43 AUSTRIA		1260		12685	
44 BELG LUX		30087		180297	
49 DENMARK		2796		17961	
53 FINLAND		260		7193	
54 FRANCE		18178		142294	
55 GERMANY W		43423		897794	

IMPORTS BY COMMODITIES AND COUNTRIES

Commodity and Country	DECEMBER 1961		JANUARY TO DECEMBER 1961		Class Number
	Quantity	Value (\$)	Quantity	Value (\$)	
64 IRELAND		793		7464	
67 ITALY		5720		76799	
73 NETHRLNDS		1419		28702	
76 NORWAY				759	
78 PORTUGAL		768		31648	
82 SPAIN				4199	
85 SWEDEN		2673		124307	
246 CZECHO S		73650		801293	
258 GERMANY E		5618		73594	
262 HUNGARY		10612		116983	
277 POLAND		22042		112700	
288 YUGO SLAV		1114		7595	
355 ISRAEL				2348	
516 HONG KONG				801	
559 JAPAN		7843		201269	
864 GUATEMALA				220	
874 MEXICO		2148		3024	
990 U STATES		186560		2340970	
LAMP BULBS AND TUBING FOR		449843		5610110	
1 U KINGDOM				2501	7084
54 FRANCE				1431	
55 GERMANY W				1371	
86 SWITZRLND				22088	
990 U STATES		269348		2852238	
GLASS SHADES OR GLOBES		269348		2879629	
1 U KINGDOM		1274		1980	7085
54 FRANCE				980	
55 GERMANY W				2709	
67 ITALY		95		1560	
246 CZECHO S				2753	
559 JAPAN				117	
990 U STATES		13468		211241	
LENSES GLASS N O P		14837		221340	
1 U KINGDOM				21145	7086
43 AUSTRIA		3478		24588	
44 BELG LUX		2416		13060	
54 FRANCE				602	
55 GERMANY W				14968	
73 NETHRLNDS				1181	
559 JAPAN				256	
990 U STATES		50966		464452	
FRESNEL TYPE LENSES GLOBES		56860		540252	
1 U KINGDOM		1232		1940	7087
990 U STATES		8754		145365	
MOULDED SHAPES FOR ELECT FIXT		9986		147305	
1 U KINGDOM		1986		21027	7088
43 AUSTRIA		2978		23254	
44 BELG LUX				517	
49 DENMARK		1415		10512	
54 FRANCE				11741	
55 GERMANY W		22486		175079	
67 ITALY				6971	
73 NETHRLNDS		4673		52652	
85 SWEDEN				1905	
246 CZECHO S		7467		97702	
516 HONG KONG				382	
559 JAPAN		218		5940	
990 U STATES		166779		2130785	
HEAT RESISTING GLASSWARE		208002		2538467	
1 U KINGDOM		8096		121103	7089
43 AUSTRIA		581		1075	
49 DENMARK		153		153	
54 FRANCE				9194	
55 GERMANY W		320		11699	
67 ITALY				694	
73 NETHRLNDS				1164	
246 CZECHO S				4114	
559 JAPAN		314		403	
990 U STATES		481492		6752832	
SHEET GLASS OVER 34 OZ SQ FT		490956		6902431	
1 U KINGDOM	SQ FT	111871	29784	1235168	7090
44 BELG LUX		1397641	374826	7836176	329228
54 FRANCE		273590	49072	2182637	2169994
55 GERMANY W		380561	80668	3271029	413115
67 ITALY		78831	13709	983507	734440
73 NETHRLNDS				444	154608
82 SPAIN				27913	121
246 CZECHO S		56296	4979	311989	3446
258 GERMANY E		40300	4188	308534	29816
277 POLAND		56169	4040	98373	34960
355 ISRAEL				12687	6803
559 JAPAN		13500	2281	318257	4223
990 U STATES		188209	55797	1381749	51372
SHEET GLASS TRANSPRT TO 34 OZ		2596968	619344	17968463	424473
1 U KINGDOM	SQ FT	375413	37165	6422902	7091
44 BELG LUX		1907934	279112	16415101	577760
53 FINLAND		27000	1550	27000	2041417
54 FRANCE		218328	28306	2938611	1550
					308403

IMPORTS BY COMMODITIES AND COUNTRIES

Commodity and Country	DECEMBER 1961		JANUARY TO DECEMBER 1961		Class Number
	Quantity	Value (\$)	Quantity	Value (\$)	
55 GERMANY W	561717	47920	9691428	820582	
67 ITALY	50080	4440	649310	60798	
73 NETHRLNDS			21044	2186	
82 SPAIN	42811	2296	48589	2475	
85 SWEDEN			13400	774	
246 CZECHO S	443000	16744	7231029	286508	
258 GERMANY E	942300	38491	4895836	217018	
277 POLAND	654299	19620	2086823	61526	
287 U S S R			1763200	78108	
355 ISRAEL			70375	6157	
553 CHINA COM			10000	261	
559 JAPAN	225800	11283	2713864	160023	
990 U STATES	280	237	241142	26950	
	5448962	487164	55239654	4652496	
PLATE GLASS NOT OVER 7 SQ FT	SQ FT				7093
1 U KINGDOM	2336	1231	138386	58010	
44 BELG LUX	60623	18744	229714	86452	
54 FRANCE	23513	7452	98328	36999	
55 GERMANY W			16206	4964	
73 NETHRLNDS			2052	603	
990 U STATES	30885	16094	209223	100640	
	117357	43521	693909	287668	
PLATE GLASS 7 TO 25 SQ FT	SQ FT				7094
1 U KINGDOM	105940	56287	4094916	1633615	
44 BELG LUX	70682	34288	477344	234211	
54 FRANCE	11117	5484	281558	138874	
55 GERMANY W			71824	42240	
73 NETHRLNDS			45521	19304	
82 SPAIN	3567	1254	50598	20694	
990 U STATES	248510	125383	1963654	976602	
	439816	222696	6985415	3065540	
PLATE GLASS N O P	SQ FT				7095
1 U KINGDOM	214425	117500	1970387	1081347	
44 BELG LUX	95612	49526	1576342	806528	
54 FRANCE	96355	44208	805871	385919	
55 GERMANY W	10854	7120	331901	202043	
73 NETHRLNDS			9221	5824	
82 SPAIN	4200	1593	73235	30954	
559 JAPAN			2512	1068	
990 U STATES	1191753	603930	14151824	6911131	
	1613199	823877	18921293	9424814	
LAMINATED GLASS SHEETS	SQ FT				7097
1 U KINGDOM	20316	11058	292794	160257	
44 BELG LUX	3836	2029	26896	19067	
54 FRANCE	1398	719	15696	7875	
55 GERMANY W	7528	3683	168750	85873	
246 CZECHO S			2799	783	
990 U STATES	77	221	8903	37262	
	33155	17710	515838	311117	
GLASS SHEETS WIRED	SQ FT				7099
1 U KINGDOM	39203	8851	461769	170557	
44 BELG LUX	15324	2174	177689	35853	
54 FRANCE	14513	1929	137405	19293	
55 GERMANY W			26886	11491	
73 NETHRLNDS	40233	27684	535243	379313	
990 U STATES	6187	4446	33400	23427	
	115460	45084	1372392	639934	
GLASS CAST AND SHEET GLASS NOP	SQ FT				7100
1 U KINGDOM	10301	5183	174307	45168	
44 BELG LUX	34698	5050	205201	40071	
54 FRANCE			14450	1564	
55 GERMANY W	1933	587	33047	9379	
246 CZECHO S			24779	2120	
990 U STATES	4671	1818	79967	35470	
	51603	12638	531751	133772	
ORNAMENTAL COLOURED GLASS	SQ FT				7111
1 U KINGDOM	31596	12388	186579	82102	
44 BELG LUX	8216	3208	153934	57273	
54 FRANCE	220	204	2031	1355	
55 GERMANY W	610	456	35605	18480	
67 ITALY	515	478	515	478	
73 NETHRLNDS			546	2929	
559 JAPAN			27960	3129	
990 U STATES	3920	3469	79852	60674	
	45077	20203	487022	226420	
PAINTED OBSCURED WHITE GLASS	SQ FT				7112
1 U KINGDOM	55249	11864	1538274	281976	
44 BELG LUX	130149	22908	1178323	183997	
54 FRANCE	63927	5331	392122	40920	
55 GERMANY W	11716	2381	207877	58817	
73 NETHRLNDS			38740	3437	
246 CZECHO S	14030	1054	63030	3641	
559 JAPAN	14200	1098	133295	12820	
990 U STATES	62013	29863	714854	346751	
	358284	74499	4266515	932359	
STAINED OR ORNAMENTAL WINDOWS					7113
1 U KINGDOM		10057		67028	
43 AUSTRIA				3108	
44 BELG LUX				7014	
54 FRANCE		4351		103741	
55 GERMANY W				26400	
64 IRELAND				2193	
67 ITALY		3070		10633	
73 NETHRLNDS				3598	
385 UAR EGYPT				390	
990 U STATES		2095		24973	
		19573		249078	

IMPORTS BY COMMODITIES AND COUNTRIES

Commodity and Country	DECEMBER 1961		JANUARY TO DECEMBER 1961		Class Number
	Quantity	Value (\$)	Quantity	Value (\$)	
MIRRORS OF GLASS FRAMED OR NOT					7114
1 U KINGDOM		11337		170663	
43 AUSTRIA				1151	
44 BELG LUX		50397		500809	
49 DENMARK		79		2897	
54 FRANCE				1234	
55 GERMANY W		13535		147480	
67 ITALY		613		8898	
73 NETHRLNDS		2447		9051	
82 SPAIN				812	
85 SWEDEN				1481	
246 CZECHO S				487	
516 HONG KONG				544	
553 CHINA COM				468	
559 JAPAN		5900		79526	
990 U STATES		54722		902267	
		139030		1827768	
VACUUM BOTTLES JUGS AND PARTS	No				7118
1 U KINGDOM	17525	7647	92395	49104	
55 GERMANY W			301	4175	
246 CZECHO S	8000	2622	9000	3007	
516 HONG KONG	360	534	2828	4902	
559 JAPAN		2992		2992	
990 U STATES		8027	93283	209308	
	25885	21822	197807	273488	
INSULATING WINDOW UNITS	No				7119
1 U KINGDOM	923	2735	4885	49060	
44 BELG LUX	847	27294	18811	482785	
55 GERMANY W			438	7004	
990 U STATES	22	3083	6483	134731	
	1792	33112	30617	673580	
GLASS BALLS FOR FIBRES OR YARN					7120
990 U STATES		33105		484914	
		33105		484914	
GLASS TO BE CUT OR MOUNTED					7121
1 U KINGDOM				997	
44 BELG LUX		5607		86635	
54 FRANCE		272		54783	
55 GERMANY W		53		97854	
85 SWEDEN				483	
246 CZECHO S				12233	
277 POLAND		348		522	
288 YUGO SLAV		8901		79774	
990 U STATES		13531		229148	
		28712		562429	
GLASS BLANKS FOR REFLECTORS					7122
990 U STATES		35315		387948	
		35315		387948	
BEADS FOR MFR IMITATION PEARLS					7123
43 AUSTRIA				3552	
55 GERMANY W				22954	
559 JAPAN				523	
990 U STATES		182		6085	
		182		33114	
ARTIFICIAL EYES CONTACT LENSES					7124
1 U KINGDOM		92		92	
55 GERMANY W		65		65	
990 U STATES		1054		22687	
		1211		22844	
PHOTOGRAPHIC DRY PLATES					7125
1 U KINGDOM		2031		35255	
44 BELG LUX				145	
990 U STATES		7137		113642	
		9168		149042	
SPECTACLES EYE GLASS LENSES					7126
1 U KINGDOM		2447		17125	
43 AUSTRIA		5525		58561	
44 BELG LUX				1857	
54 FRANCE		19816		123322	
55 GERMANY W				34766	
67 ITALY		20374		313021	
82 SPAIN				387	
246 CZECHO S				3744	
516 HONG KONG				9722	
559 JAPAN		16504		165289	
990 U STATES		53142		482082	
		117808		1209876	
MANUFACTURES OF GLASS N O P					7127
1 U KINGDOM		3934		72784	
43 AUSTRIA				8327	
44 BELG LUX		2335		21534	
49 DENMARK		1047		5570	
53 FINLAND		102		1711	
54 FRANCE		5122		85410	
55 GERMANY W		9234		107669	
67 ITALY		17703		198437	
73 NETHRLNDS		967		8300	
78 PORTUGAL				602	
82 SPAIN				2199	
85 SWEDEN		1019		55993	
86 SWITZRLND		205		2383	
246 CZECHO S		15908		132900	
258 GERMANY E				9546	
262 HUNGARY		1920		10580	
277 POLAND		379		1669	
516 HONG KONG		627		17204	

IMPORTS BY COMMODITIES AND COUNTRIES

Commodity and Country	DECEMBER 1961		JANUARY TO DECEMBER 1961		Class Number
	Quantity	Value (\$)	Quantity	Value (\$)	
559 JAPAN		8385		118777	
874 MEXICO		2266		7839	
990 U STATES		235016		2958885	
GLASS WOOL OR FIBRE GLASS		306169		3828319	
L8					7128
1 U KINGDOM			6804	3013	
55 GERMANY W			1457	728	
85 SWEDEM			710	541	
990 U STATES	340500	84288	5454008	1524848	
GLASS BLOCKS	340500	84288	5462979	1529130	
1 U KINGDOM				7649	7129
54 FRANCE				253	
246 CZECHO S				14337	
874 MEXICO				13146	
990 U STATES		20475		441668	
PLUMBAGO NOT GROUND OR MFRO		20475		477053	
1 U KINGDOM				398	7131
54 FRANCE				355	
76 NORWAY				4510	
513 CEYLON				4415	
874 MEXICO		1136		19290	
990 U STATES		2398		18482	
CRUCIBLES PLUMBAGO AND COVERS		3534		47450	
1 U KINGDOM		6879		76557	7132
990 U STATES		16233		139231	
PLUMBAGO GROUND AND MFRS MOP		23112		215788	
1 U KINGDOM		5078		75332	7133
54 FRANCE		108		395	
55 GERMANY W		2671		27692	
513 CEYLON		754		1117	
559 JAPAN				6409	
874 MEXICO		124		420	
990 U STATES		91689		833893	
MICA UNMANUFACTURED		100424		945258	
CWT					7138
1 U KINGDOM			200	853	
519 INDIA			677	36842	
752 BRAZIL			59	11122	
990 U STATES	1114	12348	13822	126638	
MICA MANUFACTURES OF	1114	12348	14758	175455	
1 U KINGDOM				9947	7139
874 MEXICO				642	
990 U STATES		34159		347860	
ASPHALTUM OR ASPHALT		34159		358449	
CWT					7141
1 U KINGDOM	2551	5257	2677	6061	
55 GERMANY W			11	182	
785 VENEZUELA			241361	144469	
828 TRINIDAD			12958	15450	
876 NETH ANT			106172	73389	
990 U STATES	12949	41879	270502	648116	
ASPHALTUM OIL FOR PAVING	15500	47136	633681	887667	
GAL					7143
785 VENEZUELA			451037	35012	
876 NETH ANT			322025	30083	
990 U STATES	3691	576	451199	63266	
OIL FOR CONCENTRATION OF ORES	3691	576	1224261	128361	
GAL					7151
1 U KINGDOM			75	105	
427 UN SO AFR			3825	13446	
990 U STATES	4989	5800	242493	382477	
CRUDE PETROLEUM	4989	5800	246393	396028	
BBL					7153
319 KUWAIT	833205	1373728	12605649	19973160	
323 QATAR			4541472	8723711	
347 IRAN	820660	1472263	11748425	21114682	
369 SAUD ARAB	1646918	3560985	19065027	41393000	
785 VENEZUELA	6583782	15688924	81556260	192201917	
828 TRINIDAD	248469	494564	2982084	5894732	
990 U STATES	23473	61509	750196	1868552	
PETROLEUM TOPS FOR REFINERS	10156507	22651973	133249113	291169754	
GAL					7154
FUEL OIL EXWARE SHIPS STORES					7156
GAL					
876 NETH ANT	107101	8216	591732	47642	
990 U STATES			12500	1942	
AVIATION GASOLINE	107101	8216	604232	49584	
GAL					7161
876 NETH ANT	5195183	897792	32601058	5454248	
990 U STATES	77627	22421	3910302	879816	
KEROSENE M O P	5272810	920213	36511360	6334064	
GAL					7162
1 U KINGDOM			3062949	231007	
876 NETH ANT	2541919	229979	5148195	488788	
990 U STATES	57760	10883	996535	150224	
ENGINE DISTILLATE 8017 OR OVER	2599679	240862	9207679	870019	
GAL					7163
990 U STATES			678	158	
GASOLINE UNDER 8236 SP G M O P			678	158	
GAL					7164
785 VENEZUELA	2425330	339715	10322173	1474083	

IMPORTS BY COMMODITIES AND COUNTRIES

Commodity and Country	DECEMBER 1961		JANUARY TO DECEMBER 1961		Class Number
	Quantity	Value (\$)	Quantity	Value (\$)	
876 NETH ANT	340519	57072	3183583	417311	
990 U STATES	743434	125335	12267958	2037609	
	3509283	522122	25773714	3929003	
CASINGHEAD GASOLINE BLENDING	GAL				7165
LUB OILS UNDER 25C PER GAL	GAL				7166
990 U STATES	660910	146653	11636791	2564885	
	660910	146653	11636791	2564885	
PETRO LUB OILS 25C GAL OR OVER	GAL				7167
1 U KINGDOM	2724	4756	24607	54202	
44 BELG LUX	90	449	1215	1622	
54 FRANCE	350	2595	1629	8642	
55 GERMANY W			1130	1239	
73 NETHRLNDS			69224	49778	
85 SWEDEN			542	1049	
86 SWITZRLND	35	69	641	1265	
990 U STATES	1931466	762821	26705459	10741255	
	1934665	770690	26804447	10859052	
OILS MINERAL N O P	GAL				7168
1 U KINGDOM	944	1118	9493	3939	
990 U STATES	47705	69627	1546106	1407406	
	48649	70745	1555599	1411345	
STOVE OIL NO 1 FUEL OIL	GAL				7171
785 VENEZUELA	3453244	381981	20172666	2148176	
876 NETH ANT	10579257	1012179	60525601	6445412	
990 U STATES	982073	178597	6831300	1180994	
	15014574	1572757	87529567	9774582	
LIGHT FUEL OILS NOS 2 AND 3	GAL				7172
785 VENEZUELA	13318603	1297863	123443294	11212404	
828 TRINIDAD			15378926	1218260	
876 NETH ANT	15210111	1301133	98971410	8600315	
990 U STATES	1612563	187584	19895602	2380366	
	30141277	2786580	257689232	23411345	
HEAVY FUEL OILS NOS 4 5 AND 6	GAL				7173
1 U KINGDOM			46511	1995	
44 BELG LUX			77735	7774	
55 GERMANY W			4290587	211244	
76 NORWAY			68405	4413	
319 KUWAIT			4837690	250886	
355 ISRAEL			47504	4750	
785 VENEZUELA	10831489	518522	76230955	3762458	
828 TRINIDAD			34476895	1897809	
874 MEXICO			3562719	158909	
876 NETH ANT	17753409	845389	138425180	6789029	
990 U STATES	6058237	350748	104483706	5808952	
	34643135	1714659	366547887	18898219	
DIESEL FUEL	GAL				7174
73 NETHRLNDS			16650	2164	
785 VENEZUELA	15176426	1328837	54249758	4722511	
876 NETH ANT	5436228	546090	24438830	2338668	
990 U STATES	519661	62690	4742406	592139	
	21132315	1937617	83447644	7655482	
PETROL GREASE LUBRICATING NOP	LB				7181
1 U KINGDOM	2140	815	49076	16689	
55 GERMANY W	205	380	2537	4708	
990 U STATES	1050519	159582	15428773	2233287	
	1052864	160777	15480386	2254684	
PETROL JELLIES TOILET MEDICINE					7182
1 U KINGDOM				2059	
55 GERMANY W				217	
990 U STATES		71696		877033	
		71696		879309	
PARAFFINE WAX	LB				7183
1 U KINGDOM	3080	300	15436	1603	
86 SWITZRLND			1839	1483	
519 INDIA			670000	28387	
559 JAPAN			2404	184	
990 U STATES	3200759	212342	40488885	2649197	
	3203839	212642	41178564	2680854	
CANDLES PARAFFINE WAX	LB				7184
1 U KINGDOM			353	255	
43 AUSTRIA			110	98	
49 DENMARK	1282	465	15092	6485	
54 FRANCE	200	85	335	275	
55 GERMANY W	310	93	8611	4021	
64 IRELAND			2860	1107	
76 NORWAY			5204	1162	
82 SPAIN			309	311	
85 SWEDEN			2266	1135	
86 SWITZRLND			3445	1732	
258 GERMANY E			77	217	
355 ISRAEL			22794	4315	
516 HONG KONG			1024	415	
559 JAPAN	3305	1104	261337	65986	
990 U STATES	15951	7712	183977	77251	
	21048	9459	507794	164765	
PRODUCTS OF PETROLEUM N O P	GAL				7185
1 U KINGDOM			8283	4384	
876 NETH ANT	276406	34550	276406	34550	
990 U STATES	3241138	617292	35428216	6463935	
	3517544	651842	35712905	6502869	
LIQUEFIED PETROLEUM GASES	GAL				7186
54 FRANCE	462	2515	14953	3995	
55 GERMANY W			781	1268	
990 U STATES	189134	54072	3415802	808119	
	189596	56587	3431536	813382	

IMPORTS BY COMMODITIES AND COUNTRIES

Commodity and Country	DECEMBER 1961		JANUARY TO DECEMBER 1961		Class Number
	Quantity	Value (\$)	Quantity	Value (\$)	
NAPHTHA INCL SOLVENT NAPHTHA	GAL				7187
1 U KINGDOM	471	452	947	2614	
55 GERMANY W			1050	1126	
990 U STATES	1284374	335972	8472605	1964915	
	1284845	336424	8474602	1968655	
ARTIFICIAL ABRASIVE GRAINS					7191
1 U KINGDOM				8450	
54 FRANCE				282	
55 GERMANY W				2088	
67 ITALY		395		395	
73 NETHRLNDS				1071	
86 SWITZRLND				27499	
990 U STATES		202598		2327146	
		202993		2366931	
DIAMONDS BLACK BORT FOR BORERS	CARAT				7192
1 U KINGDOM	719	7750	123948	663374	
44 BELG LUX	1101	6640	2802	19880	
64 IRELAND	49	140	2175	8621	
86 SWITZRLND			10	73	
427 UN SO AFR	1500	6831	75184	354986	
774 PERU			700	1850	
777 SURINAM			135	989	
990 U STATES	50715	304615	878672	4684144	
	54084	325976	1083626	5733917	
DIATOMACEOUS EARTH	CWT				7193
990 U STATES	49341	113420	577500	1345805	
	49341	113420	577500	1345805	
EMERY IN BULK					7194
73 NETHRLNDS		3470		10895	
990 U STATES		7550		178511	
		11020		189406	
GRINDING WHEELS BONDED					7195
1 U KINGDOM		11897		119977	
43 AUSTRIA				695	
44 BELG LUX				990	
49 DENMARK		918		1256	
54 FRANCE				258	
55 GERMANY W		3824		78018	
67 ITALY		6687		26212	
73 NETHRLNDS				81	
76 NORWAY				10758	
78 PORTUGAL				1068	
85 SWEDEN		532		8768	
86 SWITZRLND				953	
427 UN SO AFR				100	
990 U STATES		143506		1761816	
		167364		2010950	
GRINDING STONES BLOCKS BONDED					7196
1 U KINGDOM		973		6068	
44 BELG LUX				738	
55 GERMANY W		106		2555	
67 ITALY				1115	
85 SWEDEN		67		2855	
559 JAPAN				1055	
614 AUSTRALIA				1094	
990 U STATES		36358		346227	
		37504		361707	
GRINDSTONES N O P	NO				7199
1 U KINGDOM			435	2167	
990 U STATES	1	83	190	9838	
	1	83	625	12005	
PUMICE PUMICE STONE LAVA TUSA					7200
67 ITALY				10738	
990 U STATES		8492		156969	
		8492		167707	
COATED ABRASIVE PAPER CLOTH					7202
1 U KINGDOM		266		26064	
49 DENMARK		55		1703	
54 FRANCE		1073		1073	
55 GERMANY W		9864		57566	
76 NORWAY		2259		17001	
85 SWEDEN		401		2110	
86 SWITZRLND				338	
559 JAPAN				205	
990 U STATES		109324		1200532	
		123242		1306592	
MFRS OF ABRASIVES N O P					7203
1 U KINGDOM		5456		34816	
44 BELG LUX		1284		3108	
55 GERMANY W		1157		23990	
67 ITALY		972		3312	
73 NETHRLNDS				231	
76 NORWAY		176		3712	
559 JAPAN				170	
990 U STATES		41674		490355	
		50719		559694	
BUILDING STONE N O P	CWT				7210
1 U KINGDOM			26334	185547	
67 ITALY			4	58	
990 U STATES	30765	39286	574445	741489	
	30765	39286	600783	927094	
GRANITE ROUGH					7215
49 DENMARK				191	
53 FINLAND		10033		30915	
76 NORWAY				15953	
85 SWEDEN		14998		206218	

IMPORTS BY COMMODITIES AND COUNTRIES

Commodity and Country	DECEMBER 1961		JANUARY TO DECEMBER 1961		Class Number
	Quantity	Value (\$)	Quantity	Value (\$)	
427 UN SO AFR		1373		1694	7216
752 BRAZIL		1009		7952	
990 U STATES		4231		135655	
GRANITE SAWN		31644		398578	
53 FINLAND		2360		5139	7216
67 ITALY		3335		4479	
76 NORWAY				1562	
85 SWEDEN		1556		10877	
427 UN SO AFR				543	
752 BRAZIL				469	
990 U STATES		9286		108068	
GRANITE MANUFACTURES		16537		131137	
44 BELG LUX				7157	7218
53 FINLAND		7209		72828	
54 FRANCE				2206	
55 GERMANY W				12195	
67 ITALY				3249	
73 NETHRLNDS		2358		7708	
76 NORWAY				298	
78 PORTUGAL		74		5786	
85 SWEDEN		773		62111	
427 UN SO AFR				1131	
559 JAPAN				291	
990 U STATES		2355		267449	
GYPSUM		12769		442409	
TON					7221
1 U KINGDOM			27	888	
874 MEXICO	2000	6107	63600	181260	
990 U STATES	113	2309	2448	35740	
LIME		2113		66075	7223
CWT					
1 U KINGDOM			8145	4253	
990 U STATES	57990	42406	760913	531701	
PLASTER OF PARIS WALL PLASTER		57990		769058	7224
CWT					
1 U KINGDOM	900	973	6028	5350	
54 FRANCE	22	217	173	1781	
55 GERMANY W	33	88	88	205	
990 U STATES	9277	17574	185109	344908	
CEMENT MANUFACTURES N O P		10232		191398	7226
CWT					
1 U KINGDOM				5793	
54 FRANCE		9809		37644	
55 GERMANY W		251		562	
67 ITALY		1020		4935	
990 U STATES		20665		812088	
WHITE PORTLAND CEMENT CLINKER		31745		861022	
CWT					7227
49 DENMARK			291200	268521	
990 U STATES			104851	120249	
CEMENT PORTLAND STANDARD				396051	7228
CWT					
1 U KINGDOM			2647	3100	
55 GERMANY W			1462	1037	
73 NETHRLNDS			2200	2258	
559 JAPAN			573	324	
990 U STATES	241	359	20735	30246	
CEMENT WHITE		241		27617	7229
CWT					
1 U KINGDOM	20476	30560	113522	165928	
44 BELG LUX	1102	1823	55155	82960	
49 DENMARK	3968	6173	31349	46135	
54 FRANCE	7000	9846	34126	48560	
55 GERMANY W	4377	7162	63755	105879	
559 JAPAN	96	99	744	895	
990 U STATES	532	1443	23224	49990	
CEMENT N O P		37551		57106	7230
CWT					
1 U KINGDOM	11517	18632	199642	288011	
49 DENMARK			132	220	
55 GERMANY W	1984	5439	7716	20477	
990 U STATES	3525	10312	27341	74994	
MARBLE ROUGH		17026		34383	7231
44 BELG LUX				872	
54 FRANCE				2637	
67 ITALY		6418		70022	
78 PORTUGAL				469	
990 U STATES		5931		45090	
MARBLE SAWN		12349		119090	
44 BELG LUX		6368		37281	7232
67 ITALY		82969		457582	
78 PORTUGAL		563		3556	
355 ISRAEL				1606	
990 U STATES		24671		359402	
MARBLE FOR TOMBSTONES		114571		859427	
990 U STATES		1555		40816	7233
		1555		40816	
MARBLE MANUFACTURES N O P					7234
1 U KINGDOM		166		166	
44 BELG LUX		649		3197	
54 FRANCE				417	

IMPORTS BY COMMODITIES AND COUNTRIES

Commodity and Country	DECEMBER 1961		JANUARY TO DECEMBER 1961		Class Number
	Quantity	Value (\$)	Quantity	Value (\$)	
55 GERMANY W		258		18003	
64 IRELAND		285		797	
67 ITALY		16025		105649	
78 PORTUGAL		1500		6318	
519 INDIA				253	
874 MEXICO		1087		2229	
990 U STATES		2793		34784	
MARBLE ORNAMENTAL FOR CHURCHES		22763		171813	
67 ITALY		26665		177057	7235
990 U STATES				125	
ROOFING SLATE	50	26665		177182	7241
78 PORTUGAL			56	520	
990 U STATES	30	507	441	10316	
SLATE MANUFACTURES N O P	30	507	497	10836	7243
1 U KINGDOM				983	
55 GERMANY W				774	
67 ITALY				8199	
78 PORTUGAL		1266		20196	
559 JAPAN				2153	
990 U STATES		410		28345	
CURLING STONES AND HANLES	PAIR	1676		60650	7254
1 U KINGDOM	118	5139	3062	133654	
FELOSPAR	118	5139	3062	133654	7256
990 U STATES	CWT	2980	3349	34428	36235
FLINT AND GROUND FLINT STONE	CWT	2980	3349	34428	36235
49 DENMARK			2893	6492	7257
54 FRANCE			1890	7632	
990 U STATES	1340	954	21990	16829	
FLUORSPAR	1340	954	26773	30953	7258
1 U KINGDOM	CWT		2833	6712	
874 MEXICO	4748	6721	638547	871468	
990 U STATES	1300	3215	13995	36041	
MAG OX AND CARB FOR INSULATION	6048	9936	655375	914221	7261
990 U STATES	CWT	270	1229	16225	79364
PHOSPHATE ROCK	270	1229	16225	79364	7263
1 U KINGDOM	CWT		665	300	
44 BELG LUX	1300	3198	51267	123456	
559 JAPAN			30908	108376	
876 NETH ANT	63840	89200	256647	402842	
990 U STATES	945304	548522	20798205	9043670	
SILICA SAND	1010444	640920	21137692	9678644	7264
44 BELG LUX	CWT		5578	4345	
76 NORWAY			10877	5412	
614 AUSTRALIA			9175	10178	
990 U STATES	1019349	203392	13838568	2470753	
SAND AND GRAVEL N O P	1019349	203392	13864198	2490688	7265
990 U STATES	TON	26627	18085	537972	495609
SILEX OR CRYSTALLIZED QUARTZ	26627	18085	537972	495609	7266
1 U KINGDOM	CWT	1083	8599	1783	9228
44 BELG LUX				604	4019
67 ITALY				445	6865
752 BRAZIL				15	8514
990 U STATES	14193	9283	203684	162710	
TALC OR SOAPSTONE	15276	17882	206531	191336	7268
1 U KINGDOM	CWT		55	1341	
54 FRANCE			163	507	
67 ITALY			26963	67234	
990 U STATES	26091	63228	376919	829752	
WHITING GILDERS PARIS WHITE	26091	63228	404100	898834	7269
1 U KINGDOM	CWT	8086	6069	52258	39281
54 FRANCE		4800	1403	36920	10865
990 U STATES	6899	17546	78985	183217	
STONE AND MANUFACTURES N O P	19785	25018	168163	233363	7270
1 U KINGDOM				197	1466
54 FRANCE				8627	19555
55 GERMANY W				1424	3651
67 ITALY				3547	18614
76 NORWAY					5524
516 HONG KONG					3635
553 CHINA COM					2736
559 JAPAN					670
990 U STATES		9391		114846	
ROOFING GRANULES		23186		170697	7271
990 U STATES	CWT	45260	41465	1604294	1481610
STONE CRUSHED	45260	41465	1604294	1481610	7272
990 U STATES	TON	65834	83918	790482	1185454
QUARTZ PIEZO ELECTRIC	65834	83918	790482	1185454	7273
1 U KINGDOM	LB		466	3455	

IMPORTS BY COMMODITIES AND COUNTRIES

Commodity and Country	DECEMBER 1961		JANUARY TO DECEMBER 1961		Class Number
	Quantity	Value (\$)	Quantity	Value (\$)	
752 BRAZIL	50	364	4423	26484	
990 U STATES	233	18332	4710	155838	
MAGNESIA OOAD BURNED SINTERED	CWT				7274
1 U KINGDOM	224	1367	436	2691	
67 ITALY			1252	4665	
288 YUGO SLAV			88092	245048	
990 U STATES	23294	96980	349091	1455663	
MAGNESIA CAUSTIC CALCINED	CWT				7275
43 AUSTRIA			1400	3672	
73 NETHRLNOS	202	594	312	899	
519 INDIA			542	4535	
990 U STATES	2907	13520	54474	185890	
ELECTRIC OR BLAST FURNACE SLAG	CWT				7280
990 U STATES	3109	14114	56728	194996	
BARYTES	CWT				7281
1 U KINGDOM			505	962	
55 GERMANY W			5637	9632	
990 U STATES	1970	5846	31648	83654	
CARBONS 3 TO 35 INCHES CIRCUM					7282
1 U KINGDOM		265		17834	
54 FRANCE		2323		26732	
55 GERMANY W				1556	
559 JAPAN		1991		21647	
990 U STATES		57645		557499	
CARBONS OVER 35 INCHES CIRCUM					7283
1 U KINGDOM				654444	
54 FRANCE		23610		83514	
55 GERMANY W				368	
559 JAPAN				409684	
990 U STATES		8696		109765	
ELECTRIC LIGHT CARBONS N O P	LB				7284
1 U KINGDOM			12115	20263	
54 FRANCE			29027	46956	
55 GERMANY W			11182	15142	
559 JAPAN			7859	6475	
990 U STATES	85839	21598	2434888	458533	
CRAYONS					7285
1 U KINGDOM		1075		9552	
43 AUSTRIA				61	
54 FRANCE		3233		6791	
55 GERMANY W		2398		14006	
67 ITALY				134	
73 NETHRLNDS				1078	
246 CZECHO S		285		2528	
355 ISRAEL				2333	
559 JAPAN		2587		27759	
990 U STATES		26240		482972	
DIAMONOS UNSET	CARAT				7286
1 U KINGDOM	338	67967	3756	789527	
44 BELG LUX	2987	444010	33320	4736468	
55 GERMANY W	7	776	92	11324	
73 NETHRLNDS	27	4858	830	179665	
86 SWITZRLND			4	785	
355 ISRAEL	402	53728	10275	1185156	
427 UN SO AFR			799	205850	
716 B GUIANA	12	2864	12	2864	
815 BERMUDA			9	5988	
874 MEXICO			113	7066	
876 NETH ANT			48	6501	
990 U STATES	542	222709	7130	1467621	
FOUNORY FACINGS OF ALL KINDS					7288
1 U KINGDOM				1977	
55 GERMANY W				701	
86 SWITZRLND				62	
990 U STATES		22011		199505	
FULLERS EARTH IN BULK ONLY					7289
1 U KINGDOM				1807	
55 GERMANY W				4619	
990 U STATES		14131		150576	
GAS IMPORTED BY PIPE LINE	M C F				7290
990 U STATES	9788	2545	5574355	1708048	
INSULATORS ELECTRIC N O P					7291
1 U KINGDOM		6132		98710	
54 FRANCE		163		1768	
55 GERMANY W				801	
86 SWITZRLND		1287		5588	
246 CZECHO S				1891	
886 P RICO				844	
990 U STATES		59229		544670	
MAGNESIA PIPE COVERING					7292
990 U STATES		66811		654272	
		238		22330	
		238		22330	

IMPORTS BY COMMODITIES AND COUNTRIES

Commodity and Country	DECEMBER 1961		JANUARY TO DECEMBER 1961		Class Number
	Quantity	Value (\$)	Quantity	Value (\$)	
MINERAL WOOL					
990 U STATES	LB				7295
	79899	10632	5999605	452852	
	79899	10632	5999605	452852	
SALT TABLE					
1 U KINGDOM	CWT				7296
990 U STATES			400	352	
	2326	3555	27057	121753	
	2326	3555	27457	122105	
SALT FOR FISHERIES					
1 U KINGDOM	CWT				7297
49 DENMARK			448	729	
73 NETHRLNDS			1000	616	
82 SPAIN	560	523	1360	1267	
813 BAHAMAS			1107218	227725	
824 JAMAICA			76160	18945	
954 ST PIERRE	560	507	11000	2145	
990 U STATES			2116	2063	
			11000	2054	
	1120	1030	1210302	255544	
SALT IN BULK N O P					
874 MEXICO	CWT				7298
990 U STATES			1283878	79444	
	248006	71060	1245826	357220	
	248006	71060	2529704	436664	
SALT IN BAGS BARRELS					
1 U KINGDOM	CWT				7299
990 U STATES			7010	6721	
	448	385	212821	222187	
	10970	10546	219831	228908	
	11418	10931			
SULPHUR AND BRIMSTONE					
54 FRANCE	CWT				7300
990 U STATES			1518	6456	
	398677	455506	6589594	7087760	
	398677	455506	6591112	7094216	
MINERAL SUBSTANCES N O P					
1 U KINGDOM					7301
43 AUSTRIA		23114		243217	
44 BELG LUX		172		1092	
49 DENMARK				5863	
54 FRANCE				662	
55 GERMANY W				5949	
67 ITALY		574		15892	
73 NETHRLNDS		20486		112211	
76 NORWAY				840	
85 SWEDEN		104		36533	
86 SWITZRLND		160		10346	
258 GERMANY E				2634	
422 RHOD NYAS				680	
427 UN SO AFR				569250	
516 HONG KONG		880		553784	
519 INDIA				1342	
559 JAPAN		427		813	
874 MEXICO		885		10126	
990 U STATES		490600		2965	
		537402		6025910	
				7600109	
VERMICULITE CRUDE					
427 UN SO AFR				52129	7302
990 U STATES				408119	
		30261		460248	
		30261			
ANDALUSITE KYANITE MULLITE ETC					
519 INDIA	CWT				7304
990 U STATES			6061	15219	
	1275	5747	24768	86090	
	1275	5747	30829	101309	
DRILLING MUD					
990 U STATES	CWT				7305
			284488	364252	
	35098	57406	284488	364252	
	35098	57406			
TILES FLOOR AND WALL LINOLEUM					
1 U KINGDOM	SQ FT				7308
990 U STATES					
	3059290	273626	28707510	2644045	
	55006	5698	262517	28317	
	3114296	279324	28970027	2672362	
TILES FLOOR AND WALL VINYL					
1 U KINGDOM	SQ FT				7310
44 BELG LUX					
54 FRANCE					
55 GERMANY W					
559 JAPAN					
990 U STATES					
	68742	13505	646397	111754	
	184219	16115	1600204	137753	
	13500	2454	85986	16143	
			14136	1702	
			987980	118487	
	123783	30816	1218994	498358	
	390244	62890	5253697	884197	
TILES FLOOR AND WALL ASPHALT					
990 U STATES	SQ FT				7311
	108835	12513	971288	96844	
	108835	12513	971288	96844	
TILES FLOOR AND WALL N O P					
1 U KINGDOM	SQ FT				7312
55 GERMANY W					
67 ITALY					
990 U STATES					
	14900	3819	115434	12752	
	112835	28032	33141	3035	
	127735	31851	46288	14386	
			1548175	364328	
			1743038	394501	
ACOUSTIC AND CEILING TILES					
53 FINLAND	SQ FT				7315
85 SWEDEN					
990 U STATES					
	60032	3964	1750520	89695	
	224000	11547	1995433	96259	
	1037385	186679	15959831	2885480	
	1321417	202190	19705784	3071434	

IMPORTS BY COMMODITIES AND COUNTRIES

Commodity and Country	DECEMBER 1961		JANUARY TO DECEMBER 1961		Class Number
	Quantity	Value (\$)	Quantity	Value (\$)	
GROUP 8					
CHEMICALS AND ALLIED PRODUCTS					
ACID BORACIC 25 LBS OR OVER 990 U STATES	LB 233000	13587	4519905	279962	8001
ACID HYDROFLUOSILICIC 990 U STATES	LB 11458	775	232162	26618	8002
ACID MURIATIC 990 U STATES	LB 142744	2146	1893889	29088	8003
ACETYSALICYLIC ACID 1 U KINGDOM 54 FRANCE 990 U STATES	LB 44800	23121	986637	570037	8004
ACID NITRIC 990 U STATES	LB 23700	2380	196759	20897	8005
ACID PHOSPHORIC 990 U STATES	LB 240	72	2356879	112458	8006
ACIO SULPHURIC 990 U STATES	LB 893967	9145	14549055	128230	8008
ACID LACTIC 1 U KINGDOM 54 FRANCE 73 NETHRLNOS 990 U STATES	LB 5500	2073	403210	115747	8009
ACIO NICOTINIC 1 U KINGDOM 49 DENMARK 54 FRANCE 67 ITALY 85 SWEDEN 86 SWITZRLND 990 U STATES	LB 6822	6849	12114	16616	8010
SALICYLIC ACIO 1 U KINGDOM 54 FRANCE 990 U STATES	LB 1000	465	4688	1940	8011
ACIO ACETIC AND PYROLIGNEOUS 1 U KINGDOM 55 GERMANY W 990 U STATES	GAL 89	586	13083	7441	8012
ACID CRESYLIC 1 U KINGDOM 990 U STATES	LB 39260	4948	79490	7742	8015
XANTHATES FOR ORES 44 BELG LUX 55 GERMANY W 990 U STATES	LB 95023	20050	688681	81471	8016
ACID OXALIC 54 FRANCE 55 GERMANY W 67 ITALY 73 NETHRLNDS 990 U STATES	LB 55049	6969	768171	89213	8017
ACID TANNIC 1 U KINGDOM 44 BELG LUX 54 FRANCE 86 SWITZRLND 990 U STATES	LB 325	603	11000	1284	8020
TARTARIC ACIO CRYSTAL OR POWD 1 U KINGDOM 54 FRANCE 55 GERMANY W 67 ITALY 82 SPAIN 990 U STATES	LB 93000	34605	588973	126761	8021
ACIDS N O P 1 U KINGDOM 49 DENMARK 54 FRANCE 55 GERMANY W 67 ITALY 73 NETHRLNOS 85 SWEDEN 86 SWITZRLND 559 JAPAN	LB 89565	32143	4881433	1413583	8022

IMPORTS BY COMMODITIES AND COUNTRIES

Commodity and Country	DECEMBER 1961		JANUARY TO DECEMBER 1961		Class Number
	Quantity	Value (\$)	Quantity	Value (\$)	
744 ARGENTINA			551	1022	
758 COLOMBIA			758950	75743	
874 MEXICO			7	218	
990 U STATES	562075	136094	7578039	1699125	
ACID ARSENIC	1619871	316179	13022635	2741575	8023
990 U STATES	LB		406892	16378	
ASCORBIC ACID			406892	16378	8024
49 DENMARK		789		4325	
55 GERMANY W		11462		131201	
559 JAPAN				1272	
990 U STATES		21309		376722	
ACID FORMIC		33560		513520	8025
55 GERMANY W	123625	11447	1257850	113891	
73 NETHRLNOS	47906	3934	218304	19876	
990 U STATES			44909	7083	
ACID CHROMIC	171531	15381	1521063	140850	8026
1 U KINGDOM	LB		282600	78386	
55 GERMANY W		3527	34381	10120	
990 U STATES		56000	986969	275752	
ACIO CARBOLIC OR PHENOL		16830	1303950	364258	8027
990 U STATES	LB				
AMYL ALCOHOL					8032
990 U STATES	GAL		53028	76919	
BUTYL ALCOHOL			53028	76919	8034
990 U STATES	LB				
METHYL ETHYL KETONE ETC		31863	1478283	214043	8035
990 U STATES		240207	1478283	214043	
ETHYL AND METHYL ALCOHOL	LB				8036
990 U STATES		196109	1892052	238428	
ISOPROPYL ALCOHOL		25405	1892052	238428	8038
990 U STATES	GAL				
CELLULOSE ACETATE PHOTO FILM		2095	1094204	323310	8046
990 U STATES		806	1094204	323310	
CAFFEINE AND SALTS		2095			8052
1 U KINGDOM	LB				
55 GERMANY W		4480	14309	29222	
73 NETHRLNDS		10302	91152	141943	
86 SWITZRLND			44440	95264	
990 U STATES		8800	70400	130973	
COCAINE				202	8053
1 U KINGDOM	OZ		220503	397686	
CODEINE AND SALTS		41611			8054
1 U KINGDOM					
55 GERMANY W					
73 NETHRLNOS					
86 SWITZRLND					
519 INDIA					
990 U STATES					
OPIUM AND DERIVATIVES N O P					8056
1 U KINGDOM					
54 FRANCE					
55 GERMANY W					
73 NETHRLNOS					
990 U STATES					
QUININE SALTS					8059
1 U KINGDOM					
73 NETHRLNOS					
990 U STATES					
PREPARATIONS WEED KILLING					8069
1 U KINGDOM					
49 DENMARK					
55 GERMANY W					
73 NETHRLNOS					
86 SWITZRLNO					
990 U STATES					
NICOTINE AND SALT FOR SPRAYING					8070
1 U KINGDOM					
990 U STATES					
CHLOROPICRIN INSECTICIDES					8071
559 JAPAN					
990 U STATES					
SPRAYS IN PKGS NOT OVER 3 LBS					8072
1 U KINGDOM					
55 GERMANY W					
73 NETHRLNOS					
559 JAPAN					

IMPORTS BY COMMODITIES AND COUNTRIES

Commodity and Country	DECEMBER 1961		JANUARY TO DECEMBER 1961		Class Number
	Quantity	Value (\$)	Quantity	Value (\$)	
990 U STATES		23247		459920	
DISINFECTANTS DIPS SPRAYS NOP		27885		625498	
1 U KINGDOM		111922		515634	8073
43 AUSTRIA				2855	
44 BELG LUX				13752	
49 DENMARK				6345	
54 FRANCE		3844		62019	
55 GERMANY W		8066		410019	
73 NETHRLNDS				16917	
76 NORWAY				415	
85 SWEDEN				24501	
86 SWITZRLND		1471		58804	
774 PERU		5328		36744	
990 U STATES		487285		11925883	
MEDICINAL PREPARATIONS DRY		617916		13073888	
1 U KINGDOM		61469		1267755	8074
43 AUSTRIA		105		247	
44 BELG LUX				4823	
49 DENMARK		327		20363	
54 FRANCE		10045		216063	
55 GERMANY W		23237		257531	
64 IRELAND				1894	
67 ITALY		4430		16817	
73 NETHRLNDS		525		24975	
85 SWEDEN				14114	
86 SWITZRLND		146168		937157	
246 CZECHO S				242	
355 ISRAEL				390	
516 HONG KONG		7497		54396	
559 JAPAN		1873		5920	
614 AUSTRALIA				680	
990 U STATES		413532		5349930	
MEDICINAL PREPARATIONS LIQUID		669208		8173297	
1 U KINGDOM		4707		68322	8075
44 BELG LUX				251	
49 DENMARK		688		997	
54 FRANCE		13045		89112	
55 GERMANY W		492		9235	
64 IRELAND				1638	
67 ITALY				606	
73 NETHRLNDS				2751	
76 NORWAY				1810	
82 SPAIN				583	
85 SWEDEN				218	
86 SWITZRLND				22592	
246 CZECHO S				199	
516 HONG KONG		1469		7584	
614 AUSTRALIA				442	
744 ARGENTINA				1584	
883 PANAMA		1856		1856	
990 U STATES		106955		1868161	
MEDICINAL PREPARATIONS OTHER		129212		2077941	
1 U KINGDOM				5108	8076
54 FRANCE		60		17124	
55 GERMANY W		321		2869	
67 ITALY		1187		1187	
516 HONG KONG		1101		6254	
559 JAPAN		197		849	
990 U STATES		4039		167710	
MENTHOL NATURAL OR SYNTHETIC		6905		201101	
1 U KINGDOM		950		20883	8078
55 GERMANY W				49059	
82 SPAIN				2057	
516 HONG KONG				21784	
553 CHINA COM				13454	
559 JAPAN				2148	
578 TAIWAN		3986		69397	
614 AUSTRALIA		333		10247	
752 BRAZIL		16172		135126	
990 U STATES		1065		39743	
PAPAINE		22506		363898	
990 U STATES		125		104310	8079
SPIRITS AND STRONG WATERS NOP		125		104310	
1 U KINGDOM	GAL		1759	4760	8081
44 BELG LUX	1	213	1	213	
55 GERMANY W	4	98	11	247	
516 HONG KONG	478	2291	6917	32878	
559 JAPAN	32	125	32	125	
990 U STATES	131	4694	16695	218050	
EXTRACT OF CASCARA SAGRADA		646	7421	25415	
990 U STATES		7957		35312	8082
PENICILLIN AND PRODUCTS		7957		35312	
1 U KINGDOM		627		104214	8083
43 AUSTRIA				405	
49 DENMARK		12956		153866	
54 FRANCE				1030	
990 U STATES		82066		1146685	
		95649		1406200	

IMPORTS BY COMMODITIES AND COUNTRIES

Commodity and Country	DECEMBER 1961		JANUARY TO DECEMBER 1961		Class Number
	Quantity	Value (\$)	Quantity	Value (\$)	
STREPTOMYCIN AND PRODUCTS					8084
1 U KINGDOM		6809		78337	
49 DENMARK				32494	
73 NETHRLNDS				373	
990 U STATES		17721		275862	
		24530		387066	
SULPHA DRUGS					8085
1 U KINGDOM		11593		151676	
49 DENMARK		2288		60461	
54 FRANCE				1537	
55 GERMANY W				276	
67 ITALY				2805	
73 NETHRLNDS				16378	
86 SWITZRLND		5860		195656	
277 POLAND				2529	
990 U STATES		5782		301908	
		25523		733226	
ANTIBIOTICS N O P					8086
1 U KINGDOM		17318		269903	
44 BELG LUX				13224	
49 DENMARK		8669		46723	
54 FRANCE				20754	
55 GERMANY W				97357	
67 ITALY		6776		151096	
73 NETHRLNDS				1264	
86 SWITZRLND		1066		21933	
246 CZECHO S				129858	
990 U STATES		406524		5230916	
		440353		5983028	
ANILINE DYES 1 LB OR OVER	LB				8091
1 U KINGDOM	62612	80195	1134067	1447795	
44 BELG LUX			11978	12285	
54 FRANCE	11663	22558	213121	242436	
55 GERMANY W	90940	137677	909648	1345569	
67 ITALY	24822	15926	153898	92919	
73 NETHRLNDS	21285	20584	117976	115228	
82 SPAIN			551	600	
86 SWITZRLND	78928	156953	1000945	1867439	
277 POLAND			6614	1200	
559 JAPAN			3595	2512	
990 U STATES	269686	366713	4563242	5782421	
	559936	800606	8115635	10910404	
ANILINE AND COAL TAR DYES N O P	LB				8092
990 U STATES			47	15498	
			47	15498	
ANILINE OIL SALTS ALIZARIN	LB				8094
1 U KINGDOM	500	936	30299	12823	
55 GERMANY W	22440	3241	44440	6417	
86 SWITZRLND			250	101	
990 U STATES	13700	2107	49684	8685	
	36640	6284	124673	28026	
COAL TAR BASE OR SALT FOR DYES	LB				8095
1 U KINGDOM	6860	4432	81303	63529	
54 FRANCE			914	1452	
55 GERMANY W	128431	73498	517697	306425	
67 ITALY			12305	6960	
73 NETHRLNDS			2644	1576	
86 SWITZRLND	4500	2994	15024	12656	
559 JAPAN	6614	3433	6614	3433	
990 U STATES	17807	25104	516122	421998	
	164212	109461	1152623	818029	
CHEM COMP FOR DYEING TANNING N O P	CWT				8104
1 U KINGDOM	1641	38794	18767	419432	
44 BELG LUX	990	14821	990	14821	
49 DENMARK			7	2684	
54 FRANCE	440	8186	1544	26113	
55 GERMANY W	436	9354	18198	374666	
86 SWITZRLND	118	5303	1493	39371	
990 U STATES	11956	191624	92804	1417051	
	15581	268082	133803	2294138	
BASIC CHROMIC SULPHATE	CWT				8105
1 U KINGDOM			1251	14073	
55 GERMANY W	66	613	1144	11231	
990 U STATES	3139	33014	42975	457551	
	3205	33627	45370	482855	
INDIGO INDIGO PASTE OR EXTRACT	CWT				8106
990 U STATES			25	3315	
			25	3315	
LOGWOOD AND FUSTIC EXTRACT	CWT				8109
990 U STATES	33	1508	327	13605	
	33	1508	327	13605	
QUEBRACHO EXTRACT	CWT				8111
73 NETHRLNDS			40	288	
744 ARGENTINA	10117	67512	39895	230900	
769 PARAGUAY	564	3796	29044	266704	
990 U STATES	620	4452	10730	80726	
	11301	75760	79709	578618	
TERRA JAPONICA GAMBIER CUTCH	CWT				8113
1 U KINGDOM			1274	11147	
524 MALAYA			112	923	
529 B E I NES	168	1225	392	2937	
990 U STATES	5	53	5	53	
	173	1278	1783	15060	
TURMERIC	CWT				8114
519 INDIA	44	669	1419	21605	
824 JAMAICA			562	7167	

IMPORTS BY COMMODITIES AND COUNTRIES

Commodity and Country	DECEMBER 1961		JANUARY TO DECEMBER 1961		Class Number
	Quantity	Value (\$)	Quantity	Value (\$)	
990 U STATES	45	1188	90	2235	
NON EDIBLE SEEDS BEANS NUTS	89	1857	2071	31007	8115
1 U KINGDOM			440	4185	
758 COLOMBIA			1	324	
990 U STATES	14	1209	1204	9388	
CHESTNUT EXTRACT	14	1209	1645	13897	8116
54 FRANCE	303	2938	6649	58286	
67 ITALY			8510	62582	
990 U STATES			1441	12196	
SPRUCE EXTRACT	303	2938	16600	133064	8117
990 U STATES	600	2184	645	2435	
MYROBALAN EXTRACT	600	2184	645	2435	8118
WATTLE EXTRACT					8119
1 U KINGDOM			301	2084	
415 KENYA			1638	11342	
425 TANGANYKA			2900	18831	
427 UN SO AFR	210	1221	11103	63409	
990 U STATES			1368	9310	
EXTRACTS N O P DYEING TANNING	210	1221	17310	104976	8121
1 U KINGDOM		320	817	9625	
54 FRANCE			111	1404	
55 GERMANY W			10	7518	
990 U STATES	648	13358	9023	241008	
BINITROTOLUOL FOR EXPLOSIVES	648	13678	9961	259555	8131
1 U KINGDOM			40033	4123	
990 U STATES	321180	25307	3854953	374124	
NITRATE COMPOUNOS NOP FOR EXPL	321180	25307	3894986	378247	8132
1 U KINGDOM		726	40132	4899	
990 U STATES	51600	6136	526390	65528	
BLASTING AND MINING POWOER	59440	6862	566522	70427	8133
990 U STATES			51000	8280	
OYNAMITE AND NITRO GLYCERINE			51000	8280	8134
990 U STATES			11700	7568	
FIREWORKS FIRECRACKERS			11700	7568	8135
1 U KINGDOM		2677		58742	
55 GERMANY W		1860		13248	
86 SWITZRLND				60841	
516 HONG KONG		6197		156354	
559 JAPAN				3648	
990 U STATES		2367		26981	
FUSE NON METALLIC		13101		319814	8136
990 U STATES		2343		11791	
GUN RIFLE SPORTING POWOER		2343		11791	8137
1 U KINGDOM	14400	5653	40825	20413	
54 FRANCE	3968	5934	19840	29324	
55 GERMANY W			1323	1611	
67 ITALY			110	186	
990 U STATES	35131	39315	370053	410276	
EXPLOSIVES N O P	53499	50902	432151	461810	8138
1 U KINGDOM			89	55	
990 U STATES	38850	9013	461744	181649	
NITROGEN SOLUTION	38850	9013	461833	181704	8149
990 U STATES	38583	117740	581630	1837574	
NITROGEN FERTILIZER N O P	38583	117740	581630	1837574	8150
76 NORWAY			400	1027	
990 U STATES	1200	11634	12860	133174	
AMMONIUM SULPHATE	1200	11634	13260	134201	8151
1 U KINGDOM	1328	3938	5380	16013	
55 GERMANY W	561	1598	8897	23765	
67 ITALY			94074	112264	
73 NETHRLNOS			32000	41768	
990 U STATES	155	1050	58458	112198	
BASIC SLAG	2044	6586	198809	306008	8152
44 BELG LUX			11000	9144	
POTASH MURIATE OF			11000	9144	8155
54 FRANCE			486199	729801	
55 GERMANY W			655014	943991	
287 U S S R			109000	187555	
990 U STATES	91293	129361	2145335	2540186	
POTASH SULPHATE OF	91293	129361	3395548	4401533	8156
54 FRANCE			181086	352949	
55 GERMANY W			2000	4073	
990 U STATES	22359	57334	346480	665888	
SOOA NITRATE OR CUBIC NITRE	22359	57334	529566	1022910	8157
1 U KINGDOM			662	2226	

IMPORTS BY COMMODITIES AND COUNTRIES

Commodity and Country	DECEMBER 1961		JANUARY TO DECEMBER 1961		Class Number
	Quantity	Value (\$)	Quantity	Value (\$)	
55 GERMANY W			595	1 647	
755 CHILE	4 200	9 871	113 229	277 889	
990 U STATES	9 218	25 564	212 640	543 819	
	13 418	35 435	327 126	825 581	
TRIPLE SUPERPHOSPHATE	CWT				8161
990 U STATES	6 472	15 470	134 8699	339 2272	
	6 472	15 470	134 8699	339 2272	
SUPERPHOSPHATE N O P	CWT				8162
785 VENEZUELA			9 6320	60 263	
990 U STATES	1 69 621	15 9136	239 4965	217 1850	
	1 69 621	15 9136	249 1285	223 2113	
PHOSPHATE FERTILIZER N O P	CWT				8163
473 MOROCCO			1 000	21 32	
990 U STATES	4 0727	16 5543	133 572	567 193	
	4 0727	16 5543	134 572	569 325	
SULPHATE OF POTASH MAGNESIA	CWT				8164
55 GERMANY W			6 000	7 877	
990 U STATES	6 674	7 328	97 595	76 133	
	6 674	7 328	103 595	84 010	
FERTILIZER MIXED	CWT				8166
1 U KINGDOM	1	195	136	10 593	
44 BELG LUX			300	1 573	
55 GERMANY W			15	16 42	
990 U STATES	9 632	39 983	150 768	809 358	
	9 633	40 178	151 219	822 966	
FERTILIZER MATERIALS N O P	CWT				8167
1 U KINGDOM			10	31 35	
85 SWEDEN	170	198	535	19 885	
559 JAPAN			3 040	10 935	
774 PERU			1 102	2 690	
990 U STATES	10 200	32 144	169 430	539 369	
	10 370	32 342	174 117	576 014	
LITHARGE	CWT				8171
1 U KINGDOM			4 157	57 883	
874 MEXICO			24	256	
990 U STATES	614	90 66	60 46	970 45	
	614	90 66	10 227	155 184	
LEAD RED DRY ORANGE MINERAL	LB				8172
1 U KINGDOM			452 570	562 56	
990 U STATES			1 5805	4 120	
			468 375	60 376	
LEAD WHITE	LB				8173
1 U KINGDOM			7 336	10 74	
990 U STATES			76 0000	99 147	
			76 7336	100 221	
ANTIMONY OXIDE	LB				8179
1 U KINGDOM	10 000	27 57	17 0560	45 869	
44 BELG LUX	21 004	53 81	4 4007	11 077	
54 FRANCE			4 4000	10 160	
990 U STATES	23 000	50 47	100 150	23 189	
	54 004	131 85	358 717	90 295	
LAMP BLACK	LB				8180
990 U STATES	8 989	20 46	178 058	38 222	
	8 989	20 46	178 058	38 222	
TITANIUM OXIDE	LB				8181
1 U KINGDOM	145 6534	308 795	207 63628	446 0194	
55 GERMANY W			1 102	226	
73 NETHRLNDS	3748	871	3748	871	
246 CZECHO S	26 000	47 13	205 895	36 324	
559 JAPAN			418 783	652 53	
990 U STATES	146 8863	15 6922	318 49083	350 3991	
	295 5145	47 1301	532 42239	806 6859	
CARBON BLACK	LB				8182
990 U STATES	1 655 405	14 3452	205 46727	168 1571	
	1 655 405	14 3452	205 46727	168 1571	
BONE BLACK AND IVORY BLACK	LB				8183
990 U STATES	17 50	340	22 1451	35 122	
	17 50	340	22 1451	35 122	
BLANC FIXE AND SATIN WHITE	LB				8184
1 U KINGDOM	5 500	20 36	30 562	7 994	
44 BELG LUX			31 023	14 14	
55 GERMANY W	43 982	17 53	64 5440	25 907	
73 NETHRLNDS			6 614	235	
990 U STATES	127 174	43 87	157 4250	65 599	
	176 656	81 76	228 7889	101 149	
BRONZE POWDER	LB				8185
1 U KINGDOM	112	87	7 989	8 576	
55 GERMANY W	11 909	96 75	35 821	26 959	
990 U STATES	500	623	4 6544	34 284	
	12 521	103 85	90 354	69 819	
LITHOPONE	LB				8186
1 U KINGDOM			425 384	31 945	
44 BELG LUX			33 069	1 602	
55 GERMANY W			17 9293	10 929	
73 NETHRLNDS	26 023	15 31	32 8651	21 102	
990 U STATES	61 550	53 46	292 766	256 72	
	87 573	68 77	125 9163	91 250	
OXIDE OF COBALT	LB				8187
1 U KINGDOM	15 68	19 54	26 064	30 738	
990 U STATES			2 300	4 086	
	15 68	19 54	28 364	34 824	
OXIDE OF COPPER	LB				8188
1 U KINGDOM	6 720	22 24	19 0292	74 861	
990 U STATES	1 200	9 98	7 686	39 22	
	7 920	32 22	19 7978	78 783	

IMPORTS BY COMMODITIES AND COUNTRIES

Commodity and Country	DECEMBER 1961		JANUARY TO DECEMBER 1961		Class Number
	Quantity	Value (\$)	Quantity	Value (\$)	
OXIDES FILLERS COLOURS DRY NOP	LB				8189
1 U KINGDOM	83845	36011	1234508	487328	
43 AUSTRIA			274	379	
49 DENMARK	2262	2716	66936	64702	
54 FRANCE	284	1019	8390	5506	
55 GERMANY W	41709	9997	1188079	205985	
73 NETHRLNDS	1568	557	52208	24796	
76 NORWAY	19841	4051	25132	5105	
82 SPAIN			438464	11865	
86 SWITZRLND	495	320	10191	16318	
990 U STATES	431991	253844	6782791	3476785	
	581995	308515	9806973	4298769	
PARIS GREEN DRY	LB				8190
990 U STATES			32000	9223	
			32000	9223	
ULTRAMARINE BLUE DRY OR PULP	LB				8192
1 U KINGDOM	9800	2429	299988	67197	
990 U STATES	5290	1596	146822	41104	
	15090	4025	446810	108301	
ZINC WHITE OXIDE	LB				8193
1 U KINGDOM	320000	29600	2890069	264092	
73 NETHRLNDS			172672	15432	
85 SWEDEN			198078	23790	
990 U STATES	22000	2801	1216494	151763	
	342000	32401	4477313	455097	
OXIDE OF TIN	LB				8194
1 U KINGDOM	1120	1400	39751	41610	
990 U STATES	300	412	10012	16043	
	1420	1812	49763	57653	
OCHRES SIENNAS AND UMBERS	LB				8201
1 U KINGDOM			95190	4024	
82 SPAIN			55123	1116	
990 U STATES	193260	7487	1148338	59797	
	193260	7487	1298651	64937	
PUTTY	LB				8202
1 U KINGDOM			6582	1801	
55 GERMANY W			3613	475	
67 ITALY	653	391	3775	1758	
990 U STATES	23863	7185	591005	161419	
	24516	7576	604975	165453	
ARTISTS AND CHILDRENS COLOURS					8211
1 U KINGDOM		25074		552792	
44 BELG LUX				580	
54 FRANCE		454		1660	
55 GERMANY W		674		33346	
73 NETHRLNDS		1750		23019	
85 SWEDEN				193	
559 JAPAN		435		9115	
990 U STATES		43109		621672	
		71496		1242377	
LIQUID FILLERS AND PAINTS NOP	GAL				8213
1 U KINGDOM	352	3728	12620	53238	
49 DENMARK			771	1131	
54 FRANCE	60	374	144	1038	
55 GERMANY W	36	257	1985	9800	
73 NETHRLNDS	40	195	133	9355	
85 SWEDEN	15	146	244	1151	
86 SWITZRLND	10	156	301	1843	
559 JAPAN			50	309	
622 NEW ZEAL			48	319	
990 U STATES	46331	230102	681939	3255366	
	46844	234958	698235	3333550	
SPIRIT VARNISHES AND LACQUERS	GAL				8214
1 U KINGDOM	107	2940	1255	15487	
54 FRANCE	341	1106	751	2663	
55 GERMANY W	16	123	3046	20845	
73 NETHRLNDS			88	386	
85 SWEDEN	8	80	430	3453	
86 SWITZRLND			223	1771	
990 U STATES	5972	36008	116105	751419	
	6444	40257	121898	796024	
STAINS AND OXIDES	LB				8215
1 U KINGDOM	58338	17062	525363	139605	
54 FRANCE			1511	1106	
55 GERMANY W			489	6106	
990 U STATES	35655	48912	365768	443190	
	93993	65974	893131	590007	
VARNISHES LACQUERS JAPANS NOP	GAL				8216
1 U KINGDOM	50	340	8161	36459	
49 DENMARK			159	537	
54 FRANCE			65	450	
55 GERMANY W	209	671	745	3313	
73 NETHRLNDS			223	868	
85 SWEDEN			499	1845	
86 SWITZRLND			153	629	
990 U STATES	24377	107872	366971	1430238	
	24636	108883	376976	1474339	
ALCOHOLIC PERFUMES UNDER 4 OZ					8221
1 U KINGDOM		2192		33313	
54 FRANCE		2118		340118	
55 GERMANY W		3714		64406	
67 ITALY		3127		13694	
73 NETHRLNDS				9413	
82 SPAIN		57		3444	
85 SWEDEN				337	
86 SWITZRLND				4098	

IMPORTS BY COMMODITIES AND COUNTRIES

Commodity and Country	DECEMBER 1961		JANUARY TO DECEMBER 1961		Class Number
	Quantity	Value (\$)	Quantity	Value (\$)	
287 U S S R				1737	
516 HONG KONG				101	
990 U STATES		17004		207445	
ALCOHOLIC PERFUMES OVER 4 OZ		47212		678106	
1 U KINGDOM	GAL	9	192	16598	8222
54 FRANCE		42	1142	59679	
55 GERMANY W		6	508	9165	
67 ITALY		7	25	897	
82 SPAIN			96	1991	
86 SWITZRLND			5	493	
516 HONG KONG		5	20	189	
990 U STATES		435	7065	74579	
PERFUMERY TOILET PREPARATIONS		504	9053	163591	
1 U KINGDOM				199956	8224
43 AUSTRIA				151	
44 BELG LUX				128	
49 DENMARK				3039	
54 FRANCE				156925	
55 GERMANY W				168834	
67 ITALY				22833	
73 NETHRLNOS				16202	
82 SPAIN				550	
85 SWEDEN				413	
86 SWITZRLND				12562	
262 HUNGARY				114	
277 POLAND				601	
559 JAPAN				1054	
990 U STATES		99641		1623158	
COMMON OR LAUNDRY SOAP		139070		2206520	
54 FRANCE	LB		15432	1848	8232
73 NETHRLNOS			2400	256	
990 U STATES		17110	525280	89280	
LIQUID SOAP		17110	543112	91384	
1 U KINGDOM	LB	2000	12138	1800	8234
73 NETHRLNOS			516	645	
76 NORWAY		600	7320	831	
990 U STATES		77428	1181823	289382	
SOAP POWDERS AND FLAKES		80028	1201797	292658	
1 U KINGDOM	LB		60092	6249	8235
55 GERMANY W			8808	2901	
73 NETHRLNOS			3487	1083	
990 U STATES		568847	5511992	839208	
TOILET SOAP		568847	5584379	850141	
1 U KINGDOM				152868	8236
43 AUSTRIA				1453	
44 BELG LUX				1605	
49 DENMARK				751	
54 FRANCE				1376	
55 GERMANY W				2379	
67 ITALY				453	
73 NETHRLNOS				15701	
82 SPAIN				4965	
85 SWEDEN				290	
86 SWITZRLND				915	
262 HUNGARY				1039	
355 ISRAEL				721	
519 INDIA				528	
990 U STATES		14609		169917	
SOAP N O P		22248		384249	
1 U KINGDOM				5660	8238
54 FRANCE				2538	
55 GERMANY W				77	
990 U STATES		15904		182692	
ALUM IN BULK NOT CALCINED		17589		192959	
1 U KINGDOM	CWT	1013	13056	42033	8251
44 BELG LUX			224	959	
55 GERMANY W		265	2383	7851	
258 GERMANY E		330	660	1380	
990 U STATES		80	2743	11410	
CHLORIDE OF ALUMINUM		1688	19066	63633	
990 U STATES	CWT	869	3301	24611	8252
SULPHATE OF IRON COPPERAS		869	3301	24611	
1 U KINGDOM	CWT		1130	2802	8253
85 SWEDEN			111	287	
559 JAPAN			10228	5939	
990 U STATES		900	18419	28925	
SULPHATE OF ALUMINA ALUM CAKE		900	29888	37953	
1 U KINGDOM	CWT		21695	37136	8254
55 GERMANY W		870	2170	4069	
990 U STATES		4031	53792	112191	
AMMONIA NITRATE		4901	77657	153396	
1 U KINGDOM	LB		1113	100	8261
990 U STATES			1294130	40315	
			1295243	40415	

IMPORTS BY COMMODITIES AND COUNTRIES

Commodity and Country	DECEMBER 1961		JANUARY TO DECEMBER 1961		Class Number
	Quantity	Value (\$)	Quantity	Value (\$)	
SAL AMMONIAC	LB				8262
1 U KINGDOM			55730	5558	
55 GERMANY W	11000	509	83700	3957	
990 U STATES			10620	1438	
	11000	509	150050	10953	
SAL AMMONIAC SKIMMINGS	LB				8263
1 U KINGDOM			224000	16987	
44 BELG LUX			166014	12393	
55 GERMANY W			11080	880	
990 U STATES	1470	288	67102	9625	
	1470	288	468196	39885	
AMMONIA COMPOUNDS N O P	LB				8264
1 U KINGDOM			511114	69397	
55 GERMANY W	39162	6869	265945	27955	
73 NETHRLNDS	14000	1836	36000	4670	
76 NORWAY			83285	2221	
990 U STATES	545911	36984	6197366	612579	
	599073	45689	7093710	716822	
AMMONIA ANHYDROUS	LB				8265
990 U STATES			13500332	516231	
			13500332	516231	
ANTIMONY SALTS TARTAR EMETIC	LB				8271
990 U STATES	1200	746	45028	23341	
	1200	746	45028	23341	
COPPER SULPHATE	LB				8275
1 U KINGDOM			161740	23687	
54 FRANCE			6635	1924	
55 GERMANY W			13200	1414	
990 U STATES	47068	5992	591734	86158	
	47068	5992	773309	113183	
TIN BICHLORIOE TIN CRYSTALS	LB				8277
1 U KINGDOM	2000	1623	7880	6491	
990 U STATES	171	250	5329	6170	
	2171	1873	13209	12661	
ZINC CHLORIOE	LB				8278
1 U KINGDOM			226840	21725	
55 GERMANY W			34189	3917	
990 U STATES			122157	12962	
			383186	38604	
ZINC SULPHATE	LB				8279
1 U KINGDOM	12000	631	1231757	44041	
44 BELG LUX	42000	2169	369019	17681	
55 GERMANY W			52500	2801	
990 U STATES			154600	13374	
	54000	2800	1807876	77897	
BISMUTH SALTS	LB				8291
1 U KINGDOM	1102	3155	12856	32644	
990 U STATES			1551	7217	
	1102	3155	14407	39861	
LEAO ACETATE NOT GROUND	LB				8292
1 U KINGDOM	9300	1502	117870	17970	
990 U STATES			3183	753	
	9300	1502	121053	18723	
LEAO ARSENATE	LB				8293
54 FRANCE			4400	824	
990 U STATES			53850	10822	
			58250	11646	
LEAO NITRATE NOT GROUND	LB				8294
1 U KINGDOM	60124	7005	177028	20026	
990 U STATES			30688	6715	
	60124	7005	207716	26741	
BROMINE	LB				8301
990 U STATES	2492	1078	62007	25942	
	2492	1078	62007	25942	
CHLORINE LIQUID CHLORINE GAS	LB				8303
990 U STATES	5710000	169245	59372760	1714327	
	5710000	169245	59372760	1714327	
IODINE CRUDE	LB				8304
1 U KINGDOM			44046	51670	
559 JAPAN			66328	70438	
755 CHILE	1919	2134	116196	129281	
990 U STATES	1930	2295	17365	18588	
	3849	4429	243935	269977	
IODIZED SALTS FOR ANIMALS					8305
1 U KINGDOM				1828	
990 U STATES		3729		17268	
		3729		19096	
CALCIUM ARSENATE	LB				8311
44 BELG LUX			121163	6263	
990 U STATES			57698	8826	
			178861	15089	
CALCIUM CHLORIDE	CWT				8315
1 U KINGDOM			396	338	
990 U STATES	17388	33033	358677	592018	
	17388	33033	359073	592356	
CHLORIOE OF LIME	CWT				8316
1 U KINGDOM	616	2689	7174	30235	
559 JAPAN	386	6981	3921	66122	
990 U STATES	158	3984	10693	237991	
	1160	13654	21788	334348	
CALCIUM MOLYBDATE	LB				8318
55 GERMANY W	1986	3605	1986	3605	
990 U STATES	500	652	44662	84135	
	2486	4257	46648	87740	
CALCIUM COMPDS MOP EXC CITRATE	LB				8319
1 U KINGDOM	78756	8409	902105	87033	

IMPORTS BY COMMODITIES AND COUNTRIES

Commodity and Country	DECEMBER 1961		JANUARY TO DECEMBER 1961		Class Number
	Quantity	Value (\$)	Quantity	Value (\$)	
44 BELG LUX			11025	1654	
49 DENMARK			600	312	
54 FRANCE			123849	25680	
55 GERMANY W			216787	42883	
67 ITALY			55288	15529	
73 NETHRLNDS	2240	588	23430	6842	
76 NORWAY			15200	795	
86 SWITZRLND	44	254	17403	37545	
559 JAPAN			55	301	
990 U STATES	637974	67794	38605031	968532	
	719014	77045	39970773	1187106	
CREAM OF TARTAR IN CRYSTALS	LB				8322
1 U KINGDOM	10000	3128	261900	78864	
67 ITALY			79702	19834	
82 SPAIN			12121	3203	
990 U STATES	1000	269	1719	1523	
	11000	3397	355442	103424	
POTASH AND PEARL ASH	LB				8323
55 GERMANY W	90024	7689	111748	9619	
990 U STATES	176828	15266	1422849	122433	
	266852	22955	1534597	132052	
POTASH BICHROMATE	LB				8326
1 U KINGDOM			129600	22231	
55 GERMANY W			4400	1224	
990 U STATES	13000	2349	194975	34131	
	13000	2349	328975	57586	
POTASH CAUSTIC	LB				8327
44 BELG LUX			319814	20105	
54 FRANCE	196650	15456	594353	42162	
55 GERMANY W	54806	4735	552330	52661	
85 SWEDEN			28800	6094	
990 U STATES	311906	16588	1918961	133601	
	563362	36779	3414258	254623	
POTASH CHLORATE GROUND	LB				8329
86 SWITZRLND			44092	5072	
990 U STATES			56500	10651	
			100592	15723	
POTASH RED OR YELLOW PRUSSIAE	LB				8330
1 U KINGDOM			1660	875	
55 GERMANY W			5500	1201	
990 U STATES	262	279	5453	3452	
	262	279	12613	5528	
POTASH NITRATE OR SALT PETRE	LB				8331
1 U KINGDOM			3610	1411	
55 GERMANY W	376330	29940	1596627	127867	
258 GERMANY E			88621	6196	
990 U STATES			144016	10930	
	376330	29940	1832874	146404	
POTASH COMPOUNDS N O P	LB				8332
1 U KINGDOM	103205	14262	777484	137757	
54 FRANCE	110	105	6727	6522	
55 GERMANY W	12126	1069	179041	48342	
73 NETHRLNDS	1120	160	224894	34147	
990 U STATES	668188	78014	10725958	974049	
	784749	93610	11914104	1200817	
CLEANING COMPOUNDS SODIUM BASE	LB				8337
1 U KINGDOM	2240	184	18872	2052	
990 U STATES	1396259	230728	24487210	3580997	
	1398499	230912	24506082	3583049	
SODA BENZOATE	LB				8338
43 AUSTRIA			3300	722	
73 NETHRLNDS	2204	529	2204	529	
990 U STATES	1000	83	27160	2577	
	3204	612	32664	3828	
SODA BROMIDE	LB				8339
1 U KINGDOM	9908	3243	86403	27670	
990 U STATES			19700	6908	
	9908	3243	106103	34578	
SODA CITRATE	LB				8340
1 U KINGDOM	1101	547	2271	1066	
990 U STATES	99	322	698	918	
	1200	869	2969	1984	
BORAX	LB				8342
990 U STATES	1524080	55929	23442150	788386	
	1524080	55929	23442150	788386	
GLAUBER SALTS	LB				8343
1 U KINGDOM			7705	673	
55 GERMANY W	562100	7540	1542723	20520	
990 U STATES	40000	814	247455	7830	
	602100	8354	1797883	29023	
SODA ARSENIATE BINARSENIAE	LB				8344
1 U KINGDOM			82432	6482	
990 U STATES	5200	3742	51363	31900	
	5200	3742	133795	38382	
SODA ASH OR BARILLA	LB				8345
1 U KINGDOM	40000	680	12891552	177801	
990 U STATES	2423565	42222	40089700	669437	
	2463565	42902	52981252	847238	
SODA BICARBONATE	LB				8346
1 U KINGDOM	384000	8207	4393625	89402	
990 U STATES	944500	25614	14087932	374809	
	1328500	33821	18481557	464211	
SODA BICHROMATE	LB				8347
1 U KINGDOM	437500	49521	2488211	297986	
55 GERMANY W	11023	1315	71023	8377	
990 U STATES	536585	63155	6292205	695225	
	985108	11391	8851439	1001588	

IMPORTS BY COMMODITIES AND COUNTRIES

Commodity and Country	DECEMBER 1961		JANUARY TO DECEMBER 1961		Class Number
	Quantity	Value (\$)	Quantity	Value (\$)	
SODA BISULPHATE OR NITRE CAKE 990 U STATES	LB 202070	4141	4698495	100279	8348
SODA BISULPHITE	LB 202070	4141	4698495	100279	8349
1 U KINGDOM 55 GERMANY W 990 U STATES	LB 177093 5000	7635 246	846989 757957 771722	44419 31427 38815	
SODA CAUSTIC N O P	LB 182093	7881	2376668	114661	8350
1 U KINGDOM 85 SWEDEN 990 U STATES	LB 33600 217701	1654 13362	111900 56040 4360473	5115 8257 261252	
SODA CAUSTIC IN SOLUTION 990 U STATES	LB 251301 10512240	15016 145225	4528413 139372368	274624 1855410	8352
SODA CHLORATE	LB 10512240	145225	139372368	1855410	8353
SODIUM CYANIDE	LB				8354
1 U KINGDOM 54 FRANCE 55 GERMANY W 73 NETHRLNDS 990 U STATES	LB 231840 132000	31651 17383	6942177 206322 989050 440000	918438 37110 139397 57549	
SODIUM GLUTAMATE	LB 378673	51936	8838466	1200352	8355
44 BELG LUX 54 FRANCE 55 GERMANY W 67 ITALY 73 NETHRLNDS 559 JAPAN 578 TAIWAN 990 U STATES	LB 64594 20000 1080	50457 16782 936	53299 270823 11023 208061 240000 10771 5000	37067 207840 8307 180142 194620 9059 3663	
SODA HYPOSULPHITE	LB 178627	149578	1154776	1004652	8356
1 U KINGDOM 54 FRANCE 990 U STATES	LB 10030 2900	616 214	136620 10030 254864	4721 616 15531	
SODA NITRITE	LB 12930	830	401514	20868	8357
1 U KINGDOM 55 GERMANY W 990 U STATES	LB 15680 300862	682 11297	601174 1443519 129896	25039 51852 11974	
SODA PEROXIDE	LB 318542	12204	2174589	88865	8358
1 U KINGDOM 990 U STATES	LB 95450 22400	14121 5009	456470 74564	65484 17313	
SODA PHOSPHATE N O P	LB 117850	19130	531034	82797	8359
1 U KINGDOM 55 GERMANY W 990 U STATES	LB 1120 40000	1061 6997	10928 53100	8638 9156	
SODA PRUSSIAE	LB 1045659	122340	7765956	1046916	8360
44 BELG LUX 55 GERMANY W 990 U STATES	LB 1086779 2000	130398 284	7829984 267452 92900	1064710 35530 12901	
SODA SAL	LB 2000	284	690352	82989	8361
1 U KINGDOM 990 U STATES	LB 10000 3000		10000 3000	141 254	
SODA SILICATE	LB 13000			395	8362
1 U KINGDOM 54 FRANCE 55 GERMANY W 85 SWEDEN 990 U STATES	LB 66884 55115	2191 2918	664048 121108 99161 20900	22597 6866 5344 841	
SODA SULPHATE CRUDE SALT CAKE 990 U STATES	LB 540889	25878	10644242	522274	8363
1 U KINGDOM 55 GERMANY W 990 U STATES	LB 9312540 9312540	74873 74873	19301381 33069 45285278	201149 502 373364	
SODA SULPHIDE	LB 64619728			575015	8364
1 U KINGDOM 55 GERMANY W 990 U STATES	LB 101369 101369	3712 3712	325584 21945 3493810	17221 1212 199367	
SODA SULPHITE	LB 101369	3712	3841339	217800	8365
1 U KINGDOM 44 BELG LUX 55 GERMANY W 990 U STATES	LB 440920 147000	12026 7800	155344 881840 98083	3318 24052 3607	
SODIUM COMPOUNDS N O P	LB 587920	19826	9293986	249694	8366
1 U KINGDOM 49 DENMARK 54 FRANCE 55 GERMANY W 67 ITALY 73 NETHRLNDS 82 SPAIN 85 SWEDEN 86 SWITZRLND	LB 275436 20000 1939 343347 24480	59013 812 468 44550 989	3850565 420102 29591 1736049 10958 381607 165270 451481 19580	624923 18848 17229 285115 6106 53005 4786 88720 12950	

IMPORTS BY COMMODITIES AND COUNTRIES

Commodity and Country	DECEMBER 1961		JANUARY TO DECEMBER 1961		Class Number
	Quantity	Value (\$)	Quantity	Value (\$)	
355 ISRAEL			110	725	
559 JAPAN			57571	6518	
990 U STATES	1368697	161050	21365328	2094091	
SODA PHOSPHATE TRIBODIUM	2035899	266882	28488212	3213016	
54 FRANCE	LB		330358	12155	8368
990 U STATES	124800	10714	1611831	118839	
SODA FLUORIDE	124800	10714	1942189	130994	
1 U KINGDOM	LB				8369
55 GERMANY W	4480	523	637912	70428	
559 JAPAN			6600	700	
990 U STATES	400	67	32793	3237	
SODA ANTIMONATE	4880	590	778657	90217	
990 U STATES	LB		160000	43505	8370
ACID PHOSPHATE NOT MEDICINAL			160000	43505	
990 U STATES	LB				8371
	80518	8225	1853773	183121	
	80518	8225	1853773	183121	
HYDROGEN PEROXIDES IN SOLUTION	LB				8373
1 U KINGDOM			10550	1328	
43 AUSTRIA	51877	6195	257434	30361	
44 BELG LUX			39683	4654	
55 GERMANY W			3360	2000	
990 U STATES	5082	2301	34570	17623	
MAGNESIUM CARBONATE	56959	8496	345597	55966	
1 U KINGDOM	LB				8374
990 U STATES	47320	3669	432810	35468	
	45266	3411	339600	31092	
	92586	7080	772410	66560	
MAGNESIUM SALTS COMPOUNDS NOP	LB				8375
1 U KINGDOM	16100	5114	132496	39494	
55 GERMANY W	44092	1839	249360	5636	
67 ITALY			950	491	
990 U STATES	401719	49454	3365863	379082	
	461911	56407	3748669	424703	
MAGNESIUM SULPHATE EPSOM SALTS	LB				8376
1 U KINGDOM	11600	832	149995	4775	
55 GERMANY W	401000	4024	3698189	37104	
990 U STATES	80000	1789	1334627	27645	
	492600	6645	5182811	69524	
MERCURY SALTS					8377
1 U KINGDOM				1845	
55 GERMANY W				581	
990 U STATES				1338	
				3764	
PHOSPHORUS AND COMPOUNDS N O P	LB				8378
1 U KINGDOM			4000	2070	
990 U STATES	38957	5265	777255	101869	
	38957	5265	781255	103939	
RADIUM AND COMPOUNDS					8379
1 U KINGDOM				102546	
246 CZECHO S				222	
848 CUBA				10000	
990 U STATES		341		165902	
		341		278670	
MOLYBDENUM OXIDE	LB				8380
990 U STATES	9700	7999	266399	212172	
	9700	7999	266399	212172	
ETHYL CHLORIDE	LB				8388
990 U STATES	135	150	321703	36480	
	135	150	321703	36480	
ACETONE					8389
990 U STATES		685		20147	
		685		20147	
AMYL ACETATE					8391
1 U KINGDOM				68	
990 U STATES		759		13572	
		759		13640	
BLACKING SHOE LEATHER DRESSING					8392
1 U KINGDOM		14590		128764	
44 BELG LUX		368		368	
54 FRANCE				292	
55 GERMANY W		1352		4721	
67 ITALY				3885	
73 NETHRLNDS		3017		78441	
86 SWITZRLND				4483	
990 U STATES		113032		1096424	
		113032		1317378	
BLUEING LAUNDRY					8393
1 U KINGDOM		4758		46948	
990 U STATES				19608	
		4758		66556	
CAMPHOR NATURAL OR SYNTHETIC	LB				8394
1 U KINGDOM			7000	3070	
55 GERMANY W			14000	5874	
516 HONG KONG			200	100	
559 JAPAN			3500	1529	
990 U STATES	5928	3910	33182	19824	
	5928	3910	57882	30397	
CARBON BISULPHIDE N O P	LB				8395
990 U STATES	550	53	643350	33568	
	550	53	643350	33568	
CARBON TETRACHLORIDE	LB				8396
44 BELG LUX			110417	7897	

IMPORTS BY COMMODITIES AND COUNTRIES

175

Commodity and Country	DECEMBER 1961		JANUARY TO DECEMBER 1961		Class Number
	Quantity	Value (\$)	Quantity	Value (\$)	
55 GERMANY W	44 092	37 60	256 044	213 95	
67 ITALY	33 069	22 54	40 343	28 07	
990 U STATES	195	50	31 336	7 480	
CHLOROFORM	77 356	60 64	438 140	395 79	
	LB				8 397
1 U KINGDOM	324	393	2 786	1 267	
990 U STATES	70 225 4	69 538	9 32 90 5	10 79 7 4	
CYANIDE OF POTASSIUM	70 257 8	69 9 31	9 35 69 1	10 92 4 1	
	LB				8 398
1 U KINGDOM			5 52 6 4	1 68 7 8	
55 GERMANY W			3 6 1 5 7	1 1 6 2 9	
990 U STATES	10 980	4 5 9 5	9 2 0 8 9	3 6 9 2 5	
ETHYLENE GLYCOL FOR ANTIFREEZE	10 980	4 5 9 5	1 8 3 5 1 0	6 5 4 3 2	
	LB				8 399
990 U STATES			10 4 5 7 0 7	1 1 1 4 7 8	
ETHYLENE GLYCOL N O P			10 4 5 7 0 7	1 1 1 4 7 8	
	LB				8 400
990 U STATES	7 6 0 5 2	9 8 8 5	2 1 5 4 4 1	3 0 8 1 7	
FORMALDEHYDE	7 6 0 5 2	9 8 8 5	2 1 5 4 4 1	3 0 8 1 7	
	LB				8 401
990 U STATES	1 3 4 3 4 0	5 9 8 1	6 5 2 9 6 4 5	2 7 5 8 5 1	
GLYCERINE CRUDE	1 3 4 3 4 0	5 9 8 1	6 5 2 9 6 4 5	2 7 5 8 5 1	
	LB				8 402
824 JAMAICA			2 7 1 9 2 9	3 4 3 4 7	
990 U STATES	3 2 2 7 3 7	4 6 4 8 0	6 1 7 4 9 6 7	9 0 8 1 2 4	
GLYCERINE FOR EXPLOSIVES	3 2 2 7 3 7	4 6 4 8 0	6 4 4 6 8 9 6	9 4 2 4 7 1	
	LB				8 403
990 U STATES			5 9 5 7 6 5	1 4 6 6 7 5	
GLYCERINE N O P			5 9 5 7 6 5	1 4 6 6 7 5	
	LB				8 404
990 U STATES	5 0 9 2 0	1 2 8 1 7	4 5 5 7 9 1	1 1 3 1 3 4	
INK PRINTING	5 0 9 2 0	1 2 8 1 7	4 5 5 7 9 1	1 1 3 1 3 4	
	LB				8 405
1 U KINGDOM	9 3 7 6 8	4 5 6 4 5	7 1 1 5 7 9	3 2 9 1 7 6	
43 AUSTRIA	5 1 3 2	2 1 3 3	1 9 9 3 6	7 3 4 4	
44 BELG LUX			100	1 1 2	
49 DENMARK			10 4 4 8	8 1 7 7	
55 GERMANY W	1 5 6 0 9	8 5 2 3	1 3 3 5 1 7	1 0 1 7 2 5	
73 NETHRLNDS			3 8 9	4 2 2	
559 JAPAN	2 5 6 9	1 2 5 3	4 5 7 1 9	1 7 4 3 1	
990 U STATES	1 6 3 1 4 3	10 0 0 3 2	1 8 6 8 2 2 4	1 1 7 2 1 3 3	
INK ROTOGRAVURE	2 8 0 2 2 1	1 5 7 5 8 6	2 7 8 9 9 1 2	1 6 3 6 5 2 0	
	LB				8 406
990 U STATES	2 1 4 1 3 3	4 4 8 1 6	1 9 8 3 0 7 4	5 3 5 6 6 4	
INK WRITING	2 1 4 1 3 3	4 4 8 1 6	1 9 8 3 0 7 4	5 3 5 6 6 4	
					8 407
1 U KINGDOM		8 5		4 4 0 1	
55 GERMANY W		7 3 6		1 4 8 6 8	
67 ITALY				2 2 5 1 5	
516 HONG KONG				5 9	
559 JAPAN		1 9 0 9		7 1 2 4	
990 U STATES		1 2 9 2 3		1 4 9 7 6 3	
NAPHTHALENE SOLID		1 5 6 5 3		1 9 8 7 3 0	
	LB				8 408
1 U KINGDOM			2 2 0 0	3 8 3	
44 BELG LUX			6 6 4 5 2	1 2 6 2 4	
55 GERMANY W	3 3 0 6 9	3 0 3 7	1 7 7 2 0 2 0	2 7 3 0 8 9	
73 NETHRLNDS			1 3 3 4 9 6 0	2 1 5 1 0 3	
990 U STATES			2 3 1 7 2 5	3 0 2 1 9	
CHEMICALS FOR SYNTHETIC RESINS	3 3 0 6 9	3 0 3 7	3 4 0 7 3 5 7	5 3 1 4 1 8	
	LB				8 410
54 FRANCE			1 3 4 4 0	3 5 3 6	
55 GERMANY W	3 0 0 9 3	8 6 2 4	6 0 1 7 8	1 6 9 9 1	
559 JAPAN			6 5 0 1 5	1 1 8 9 6	
990 U STATES	1 5 0 0	9 8 8	6 1 7 8 5 6 8	3 0 8 9 8 4 7	
SULPHURIC ETHER	3 1 5 9 3	9 6 1 2	6 3 1 7 2 0 1	3 1 2 2 2 7 0	
	LB				8 411
990 U STATES	2 5 6 7 3	4 6 0 8	7 1 9 1 9 8	1 1 8 9 0 9	
THEOBROMINE DIMETHYL SULPHATE	2 5 6 7 3	4 6 0 8	7 1 9 1 9 8	1 1 8 9 0 9	
	LB				8 412
POLISH KNIFE OR OTHER N O P					8 413
1 U KINGDOM		1 5 9 5		1 9 4 7 4	
55 GERMANY W		5 9 3		1 5 9 0 2	
73 NETHRLNDS				1 3 1 0	
76 NORWAY		6 2		2 6 8 4	
86 SWITZRLND		9 6 9		1 6 4 7	
614 AUSTRALIA				1 0 8	
990 U STATES		3 2 3 9 7		6 6 5 3 2 4	
VANILLIN		3 5 6 1 6		7 0 6 4 4 9	
	LB				8 414
1 U KINGDOM			6 1 4 4	2 1 0 4 3	
990 U STATES			2 1 0	4 2 4	
ALL OTHER DRUGS CHEMICALS NOP			6 3 5 4	2 1 4 6 7	
					8 415
1 U KINGDOM		6 4 1 0 0 6		7 5 8 0 7 3 4	
43 AUSTRIA		1 9 0		1 4 8 9 3	
44 BELG LUX		4 2 5 2 9		1 4 4 7 4 4	
49 DENMARK		2 1 2 7 2		1 5 9 8 4 5	
54 FRANCE		6 5 3 8 1		7 3 7 7 4 4	
55 GERMANY W		2 0 0 6 1 9		1 9 1 2 1 6 2	
67 ITALY		3 4 4 4 8		2 8 7 7 1 9	
73 NETHRLNDS		7 1 1 5 0		4 1 4 8 6 7	
76 NORWAY				2 0 3 7 6	
82 SPAIN		8 6		1 1 7 4 2	
85 SWEODEN		9 2 1 2		1 8 0 6 1 1	

IMPORTS BY COMMODITIES AND COUNTRIES

Commodity and Country	DECEMBER 1961		JANUARY TO DECEMBER 1961		Class Number
	Quantity	Value (\$)	Quantity	Value (\$)	
86 SWITZRLND		168266		2196151	
246 CZECHOS		118		3758	
277 POLAND				14680	
355 ISRAEL				13604	
473 MOROCCO				9962	
516 HONG KONG		4697		30624	
519 INDIA				5759	
553 CHINA COM				3989	
559 JAPAN		6692		89997	
614 AUSTRALIA		383		7258	
622 NEW ZEAL				5956	
815 BERMUDA		3249		27177	
824 JAMAICA				1186	
874 MEXICO		1919		46551	
883 PANAMA				62823	
990 U STATES		5469153		72195368	
		6740370		86180280	
PHTHALIC ANHYDRIDE	LB				8416
1 U KINGDOM			224000	32818	
44 BELG LUX			1323691	259123	
49 DENMARK			87200	24262	
54 FRANCE	1088440	157586	3023255	518377	
55 GERMANY W	246000	34152	2227799	372538	
67 ITALY			1845882	378263	
277 POLAND			110215	17468	
559 JAPAN	332288	42872	2661546	434103	
990 U STATES	117000	17090	1105328	202633	
	1783728	251700	12608916	2239585	
LIGNOSULPHONATES	LB				8417
76 NORWAY			190245	8830	
990 U STATES	948270	28227	14436572	359210	
	948270	28227	14626817	368040	
MATERIALS NOP FOR PLASTICS					8422
1 U KINGDOM		2211		69855	
54 FRANCE				18393	
55 GERMANY W		56920		328323	
67 ITALY				45905	
73 NETHRLNDS				4960	
86 SWITZRLND				5132	
559 JAPAN				4421	
990 U STATES		1409603		18202825	
		1468734		18679814	
CASINGS SYNTHETIC FOR MEATS	LB				8423
55 GERMANY W	224	312	5577	11825	
990 U STATES	22516	31994	425417	576211	
	22740	32306	430994	588036	
TUNGSTEN CARBIDE IN TUBES					8425
1 U KINGDOM				20716	
990 U STATES		8100		98698	
		8100		119414	
BUTADIENE					8428
990 U STATES		45747		3007897	
		45747		3007897	
ETHYL BENZENE	GAL				8429
GASOLINE ANTI OXIDANTS	LB				8430
1 U KINGDOM			31465	44724	
990 U STATES	25663	23207	366838	345126	
	25663	23207	398303	389850	
SYNTHETIC RESIN GLUE	LB				8431
1 U KINGDOM	1000	549	18171	12159	
49 DENMARK			8252	1483	
53 FINLAND			406	400	
55 GERMANY W	885	444	25978	11018	
86 SWITZRLND			460	2529	
559 JAPAN			4194	1773	
990 U STATES	196606	77992	2841234	1031869	
	198491	78985	2898695	1061231	
RIBOFLAVIN					8432
49 DENMARK				712	
55 GERMANY W				16285	
86 SWITZRLND				84675	
990 U STATES		11504		275010	
		11504		376682	
YEAST DEAD OR INACTIVE	LB				8433
990 U STATES	5060	2092	396703	138845	
	5060	2092	396703	138845	
CATALYSTS PETROLEUM REFINING					8434
1 U KINGDOM				9040	
990 U STATES		297208		2288329	
		297208		2297369	
FATTY ALCOHOLS					8435
1 U KINGDOM		1756		3449	
49 DENMARK				683	
55 GERMANY W		2559		187982	
73 NETHRLNDS		978		3313	
559 JAPAN				1190	
990 U STATES		147972		1717175	
		153265		1913792	
FLUORESCENT COATING OR POWDER	LB				8437
990 U STATES	33064	106285	270659	891632	
	33064	106285	270659	891632	
CELLULOSE ESTERS NO ADMIXTURE					8500
990 U STATES		217585		2514089	
		217585		2514089	

IMPORTS BY COMMODITIES AND COUNTRIES

Commodity and Country	DECEMBER 1961		JANUARY TO DECEMBER 1961		Class Number
	Quantity	Value (\$)	Quantity	Value (\$)	
CELLULOSE COMPOS MOULDING ETC					8530
1 U KINGDOM		20999		33887	
990 U STATES		102994		1326384	
		123993		1360271	
CELLULOSE PLASTICS FOAMD EXPND					8550
990 U STATES		39199		312345	
		39199		312345	
CELLULOSE COMPOUNDS N O P					8570
990 U STATES		4923		72312	
		4923		72312	
CELLULOSE PLASTIC PRIM SHAPES					8600
1 U KINGDOM		10823		125196	
44 BELG LUX				1098	
49 DENMARK		483		1682	
55 GERMANY W		402		32905	
67 ITALY				1900	
73 NETHRLNDS				249	
86 SWITZRLND				1501	
990 U STATES		280561		2610100	
		292269		2774631	
CELLUL PLAST SHAPES REINFORCED					8630
1 U KINGDOM				492	
44 BELG LUX				16158	
55 GERMANY W		290		4401	
67 ITALY				803	
85 SWEDEN				19132	
559 JAPAN				3353	
990 U STATES		18740		353319	
		19030		397658	
LAMINATD MOULDEO CELL PLASTICS					8650
1 U KINGDOM		2152		25616	
85 SWEDEN		347		1947	
990 U STATES		34751		276339	
		37250		303902	
CELL NITRATE ENGRAVING SHEETS					8670
1 U KINGDOM				3123	
55 GERMANY W		218		4261	
73 NETHRLNDS		6867		104680	
990 U STATES		5205		54018	
		12290		166082	
MFRS OF CELLULOSE PLASTICS MOP					8700
1 U KINGDOM		2344		60688	
43 AUSTRIA				477	
44 BELG LUX		1304		1700	
49 DENMARK		5134		13799	
54 FRANCE		294		10113	
55 GERMANY W		1553		42392	
67 ITALY		56		9724	
73 NETHRLNDS				473	
85 SWEDEN		101		1918	
86 SWITZRLND				899	
516 HONG KONG		129		13500	
559 JAPAN		408		9615	
614 AUSTRALIA				250	
822 BARBADOS				306	
824 JAMAICA				464	
874 MEXICO				352	
990 U STATES		106638		1635745	
		117961		1802415	
MFRS OF REGEN CELLULOSE NOP					8720
1 U KINGDOM		12572		186395	
43 AUSTRIA		848		1183	
44 BELG LUX				598	
49 DENMARK				1019	
53 FINLAND		213		674	
54 FRANCE				1412	
55 GERMANY W				10357	
67 ITALY				851	
73 NETHRLNDS		78501		548075	
76 NORWAY				2571	
85 SWEDEN				7283	
86 SWITZRLND		351		137094	
516 HONG KONG				424	
559 JAPAN		564		1789	
990 U STATES		138851		1603388	
		231900		2503113	
SYNTHETIC RESINS NO ADMIXTURE					8750
1 U KINGDOM		85434		432176	
54 FRANCE		5775		46850	
55 GERMANY W		45009		698933	
67 ITALY		171595		603309	
73 NETHRLNDS		8546		31231	
76 NORWAY		5106		27195	
85 SWEDEN				9262	
86 SWITZRLND		595		34801	
559 JAPAN		73621		534243	
990 U STATES		1673594		21123908	
		2069275		23541908	
SYNTHETIC RESINS IN SOLUTIONS					8770
1 U KINGDOM		7626		16493	
54 FRANCE				1787	
55 GERMANY W		59915		306681	
86 SWITZRLND				681	
559 JAPAN				4500	
990 U STATES		565495		6658950	
		633036		6989092	

IMPORTS BY COMMODITIES AND COUNTRIES

Commodity and Country	DECEMBER 1961		JANUARY TO DECEMBER 1961		Class Number
	Quantity	Value (\$)	Quantity	Value (\$)	
SYNTH RESIN COMPODS MOULDNG ETC					8800
1 U KINGDOM		14887		298015	
49 DENMARK				1946	
54 FRANCE				368	
55 GERMANY W		15641		102272	
67 ITALY				4883	
73 NETHRLNDS				5183	
85 SWEDEN				3176	
86 SWITZRLND				2799	
990 U STATES		497191		6782989	
		527719		7201631	
SYNTH RESINS FOAMED EXPANDED					8830
1 U KINGDOM				2631	
55 GERMANY W		1886		114972	
990 U STATES		107439		1412341	
		109325		1529944	
SYNTH RESIN COMPOSITIONS NOP					8850
1 U KINGDOM		5913		9046	
55 GERMANY W				13145	
86 SWITZRLND				1313	
990 U STATES		262236		2943443	
		268149		2966947	
SYNT OR PROT PLAST PRIM SHAPES					8870
1 U KINGDOM		69230		1135397	
49 DENMARK				9074	
54 FRANCE				10051	
55 GERMANY W		43760		932416	
67 ITALY		502		6373	
73 NETHRLNDS		4222		30072	
82 SPAIN		559		1538	
85 SWEDEN				6334	
86 SWITZRLND		115		9552	
559 JAPAN		23974		191743	
990 U STATES		1097264		13212259	
		1239626		15544809	
SYNTH RESIN SHAPES REINFORCED					8900
1 U KINGDOM		7377		130578	
44 BELG LUX		1136		10477	
54 FRANCE				132	
55 GERMANY W		606		606	
73 NETHRLNDS		421		5077	
86 SWITZRLND		437		437	
559 JAPAN				9169	
990 U STATES		152638		3330503	
		162615		3486979	
LAMIN PLASTICS SYN RES BONDED					8930
1 U KINGDOM		17214		131961	
49 DENMARK				558	
55 GERMANY W		284		401	
85 SWEDEN		93		8046	
559 JAPAN				758	
990 U STATES		96556		1104842	
		114147		1246566	
MFRS OF SYNT RES OR PROT PLAST					8950
1 U KINGDOM		45339		746942	
43 AUSTRIA		942		18526	
44 BELG LUX		544		13874	
49 DENMARK		4075		52283	
53 FINLAND				189	
54 FRANCE		6984		90773	
55 GERMANY W		25884		453386	
64 IRELAND		168		535	
67 ITALY		13870		160590	
73 NETHRLNDS		864		60387	
76 NORWAY		423		3057	
82 SPAIN		130		1114	
85 SWEDEN		1186		13673	
86 SWITZRLND		1331		14076	
246 CZECHO S		68		4121	
258 GERMANY E				387	
288 YUGO SLAV				980	
355 ISRAEL		2869		58051	
516 HONG KONG		56353		523427	
519 INDIA		62		2754	
559 JAPAN		27022		380938	
578 TAIWAN				281	
614 AUSTRALIA				397	
824 JAMAICA				543	
886 P RICO		925		4938	
990 U STATES		1825160		25473338	
		2014199		28079560	

IMPORTS BY COMMODITIES AND COUNTRIES

Commodity and Country	DECEMBER 1961		JANUARY TO DECEMBER 1961		Class Number
	Quantity	Value (\$)	Quantity	Value (\$)	
<u>GROUP 9</u>					
<u>MISCELLANEOUS COMMODITIES</u>					
GLOVES PROT HEADGR ATHLETIC NOP					
1 U KINGDOM		2783		47621	9000
43 AUSTRIA				1230	
54 FRANCE				3923	
55 GERMANY W		312		2995	
67 ITALY				968	
85 SWEDEN				2484	
86 SWITZRLND				1006	
527 PAKISTAN		3324		15282	
559 JAPAN		35811		413131	
824 JAMAICA		9389		47152	
990 U STATES		16824		145563	
		68443		681355	
BAGATELLE OR OTHER GAME BOARDS					
1 U KINGDOM		5109		89954	9001
43 AUSTRIA		79		79	
54 FRANCE				13171	
55 GERMANY W		265		5174	
67 ITALY		900		11763	
85 SWEDEN				1452	
516 HONG KONG		703		7063	
559 JAPAN				20773	
990 U STATES		83765		942489	
		90821		1091918	
BALLS CUES CUE RACKS CUE TIPS					
1 U KINGDOM		7853		46726	9002
44 BELG LUX				3490	
54 FRANCE				6481	
67 ITALY		130		9483	
990 U STATES		2205		19794	
		10188		85974	
BALLS TENNIS	DOZ				
1 U KINGDOM	519	1002	43808	102556	9004
85 SWEDEN			450	1402	
246 CZECHO S			3308	5132	
990 U STATES			331	865	
	519	1002	47897	109955	
BALLS ALL KINDS NOP FOR SPORTS					
1 U KINGDOM		2132		71245	9005
44 BELG LUX		2541		9104	
49 DENMARK				204	
54 FRANCE		1501		8229	
55 GERMANY W		688		11732	
67 ITALY				4807	
73 NETHRLNDS				5682	
85 SWEDEN		1880		8538	
516 HONG KONG				2149	
519 INDIA		179		2383	
527 PAKISTAN		932		15413	
559 JAPAN		5438		66523	
614 AUSTRALIA				10917	
990 U STATES		24011		525184	
		39302		742110	
FILMS X RAY					
1 U KINGDOM		132167		1870901	9006
44 BELG LUX		102914		711971	
55 GERMANY W				944	
990 U STATES		137275		2345808	
		372356		4929624	
GUN COVERS GAME BAGS					
1 U KINGDOM		484		3265	9007
54 FRANCE				912	
67 ITALY				1125	
82 SPAIN				806	
559 JAPAN		390		2711	
990 U STATES		18522		170085	
		19396		178904	
CRICKET BATS BALLS GLOVES					
1 U KINGDOM				13410	9008
614 AUSTRALIA				1565	
				14975	
DOLLS					
1 U KINGDOM		1194		35273	9009
54 FRANCE				2581	
55 GERMANY W		858		13793	
67 ITALY		7959		63974	
73 NETHRLNDS				589	
82 SPAIN		69		2817	
85 SWEDEN				431	
86 SWITZRLNO				182	
258 GERMANY E				5020	
277 POLAND		194		3376	
287 U S S R				888	
288 YUGO SLAV		1246		1246	
516 HONG KONG		4123		82968	
553 CHINA COM				895	
559 JAPAN		6767		218010	
874 MEXICO		1147		2065	
990 U STATES		13837		129328	
		37394		563436	

IMPORTS BY COMMODITIES AND COUNTRIES

Commodity and Country	DECEMBER 1961		JANUARY TO DECEMBER 1961		Class Number
	Quantity	Value (\$)	Quantity	Value (\$)	
FILMS PHOTOGRAPHERS					9010
1 U KINGDOM		47753		681715	
44 BELG LUX		122583		326915	
54 FRANCE		2609		28494	
55 GERMANY W		4233		79240	
67 ITALY		26778		214812	
559 JAPAN				2358	
614 AUSTRALIA				1255	
990 U STATES		487455		5619154	
		691411		6953943	
FILMS CINEMATOGRAPH POSITIVES	FEET				9011
1 U KINGDOM	329132	27633	5286638	445310	
43 AUSTRIA			32720	2662	
44 BELG LUX	6778	542	71340	6142	
49 DENMARK	657	53	5029	572	
53 FINLAND			6955	556	
54 FRANCE	334364	25522	7410826	603490	
55 GERMANY W	28649	2611	348252	38039	
59 GREECE	56250	4500	203380	17287	
67 ITALY	90542	7858	1018844	84591	
73 NETHRLNDS	466	101	15576	3322	
78 PORTUGAL			29225	1560	
82 SPAIN			27322	2185	
85 SWEDEN	650	101	19377	4730	
86 SWITZRLND	837	186	36053	5170	
246 CZECHO S	4222	592	13532	1425	
277 POLAND			64686	5244	
279 ROUMANIA			4307	445	
287 U S S R	14278	1142	103107	8254	
355 ISRAEL	8050	644	8050	644	
363 LEBANON			9000	325	
427 UN 80 AFR			3635	5904	
516 HONG KONG			4676	148	
519 INDIA			16350	1308	
559 JAPAN	6000	480	42607	2821	
614 AUSTRALIA	15821	1126	150819	13390	
874 MEXICO			4400	352	
990 U STATES	4115703	405682	50806572	4702264	
	5012399	478773	65743278	5958140	
FILMS FOR AERIAL PHOTOGRAPHY					9012
990 U STATES		259		72069	
		259		72069	
FISHING RODS AND PARTS	NO				9013
1 U KINGDOM	86	2470	799	14856	
49 DENMARK			88	137	
54 FRANCE			378	1029	
55 GERMANY W				2965	
76 NORWAY			66	911	
559 JAPAN	5391	8039	78911	103196	
990 U STATES	4795	20374	89959	271475	
	10272	30883	170201	394569	
GOLF CLUBS AND FINISHED PARTS					9014
1 U KINGDOM		408		30490	
559 JAPAN		154		42420	
614 AUSTRALIA				569	
990 U STATES		43076		914282	
		43638		987761	
VIDEO TAPE N O P					9015
1 U KINGDOM		526		2126	
990 U STATES		4967		168957	
		5493		171083	
MECHANICAL TOYS OF METAL					9016
1 U KINGDOM		22065		282893	
43 AUSTRIA				1499	
54 FRANCE		1103		1283	
55 GERMANY W		9012		123941	
67 ITALY				4398	
516 HONG KONG		281		22007	
559 JAPAN		40166		991866	
990 U STATES		84564		1076515	
		157191		2504402	
METAL JUVENILE CONSTR SETS					9017
1 U KINGDOM		5535		154591	
559 JAPAN				401	
990 U STATES		493		16971	
		6028		171963	
TOYS OF ALL KINDS N O P					9018
1 U KINGDOM		100852		1677119	
43 AUSTRIA				5247	
44 BELG LUX		179		14444	
49 DENMARK		101		83034	
54 FRANCE		6177		17317	
55 GERMANY W		21812		369086	
67 ITALY		744		24264	
73 NETHRLNDS		93		12302	
76 NORWAY				670	
82 SPAIN				847	
85 SWEDEN		645		31597	
86 SWITZRLND				1266	
246 CZECHO S		17540		45608	
258 GERMANY E		252		31816	
262 HUNGARY				7909	
277 POLAND				940	

*From July 1, 1961

IMPORTS BY COMMODITIES AND COUNTRIES

181

Commodity and Country	DECEMBER 1961		JANUARY TO DECEMBER 1961		Class Number
	Quantity	Value (\$)	Quantity	Value (\$)	
355 ISRAEL				1035	
516 HONG KONG		36852		501270	
553 CHINA COM				279	
559 JAPAN		132155		2530146	
614 AUSTRALIA				12911	
874 MEXICO				4239	
886 P RICO				3094	
990 U STATES		307662		3878716	
		625064		9255156	
SPORTSMENS FISHING TACKLE NOP					9019
1 U KINGDOM		13583		189480	
49 DENMARK				10474	
54 FRANCE		9697		309104	
55 GERMANY W		2945		78794	
64 IRELAND				476	
67 ITALY				16301	
76 NORWAY		4619		56446	
78 PORTUGAL				304	
82 SPAIN		1897		8376	
85 SWEDEN				40700	
86 SWITZRLND				9523	
246 CZECHO S				3189	
516 HONG KONG		918		11353	
559 JAPAN		74154		684521	
614 AUSTRALIA				8223	
990 U STATES		126235		2460255	
		234048		3887519	
FILMS CINEMATOGRAPH NEGATIVE					9020
1 U KINGDOM				301	
43 AUSTRIA				4215	
44 BELG LUX		35727		582425	
990 U STATES		29582		769789	
		65309		1356730	
BRUSHES ARTISTS					9021
1 U KINGDOM		411		63327	
54 FRANCE		525		1966	
55 GERMANY W		2726		57183	
73 NETHRLNDS				1544	
559 JAPAN		210		18675	
990 U STATES		1665		38274	
		5537		180969	
BRUSHES PAINT AND VARNISH					9022
1 U KINGDOM		7448		97168	
55 GERMANY W				1625	
73 NETHRLNDS				191	
76 NORWAY				576	
246 CZECHO S				505	
262 HUNGARY		718		1405	
516 HONG KONG				5285	
553 CHINA COM				10039	
559 JAPAN				3593	
813 BAHAMAS				15557	
848 CUBA				1538	
990 U STATES				17766	
		8166		155248	
BRUSHES TOOTH					9023
1 U KINGDOM	D0Z	2406	4934	19870	30011
54 FRANCE				1944	4494
55 GERMANY W		26	78	938	1654
67 ITALY		25	76	1135	2244
73 NETHRLNDS				295	592
516 HONG KONG				36900	5911
990 U STATES		4039	4767	50125	68022
		6496	9855	111207	112928
BRUSHES TOILET N O P					9024
1 U KINGDOM		12325		126285	
43 AUSTRIA				1778	
44 BELG LUX				1201	
49 DENMARK				1563	
54 FRANCE		2192		63988	
55 GERMANY W		3754		73841	
67 ITALY		116		9746	
73 NETHRLNDS				2294	
85 SWEDEN				11911	
86 SWITZRLND		87		5564	
246 CZECHO S		809		809	
355 ISRAEL				1149	
516 HONG KONG				4271	
559 JAPAN		1646		8991	
990 U STATES		10885		215491	
		31905		528882	
BRUSHES ALL OTHER N O P					9025
1 U KINGDOM		11500		140259	
43 AUSTRIA				1677	
44 BELG LUX			54	3028	
49 DENMARK		153		1557	
54 FRANCE		795		17803	
55 GERMANY W		6599		77308	
67 ITALY				2297	
73 NETHRLNDS		2764		35401	
85 SWEDEN				4064	
86 SWITZRLND				3325	
246 CZECHO S		822		5581	
262 HUNGARY		894		4330	
277 PDLAND		687		687	
516 HONG KONG				2104	

IMPORTS BY COMMODITIES AND COUNTRIES

Commodity and Country	DECEMBER 1961		JANUARY TO DECEMBER 1961		Class Number
	Quantity	Value (\$)	Quantity	Value (\$)	
559 JAPAN		8010		29439	
990 U STATES		58931		824290	
PACKAGES CONTAINING GOODS		91209		1153150	9030
1 U KINGDOM		284147		3926018	
43 AUSTRIA		2311		33346	
44 BELG LUX		19371		205052	
49 DENMARK		10497		134546	
53 FINLAND		7601		40903	
54 FRANCE		54490		505972	
55 GERMANY W		81217		1092130	
59 GREECE		286		4045	
63 ICELAND				10	
64 IRELAND		738		20396	
67 ITALY		53075		487545	
73 NETHRLNDS		41172		522007	
76 NORWAY		2129		27094	
78 PORTUGAL		3319		36959	
82 SPAIN		6737		74791	
85 SWEDEN		19997		208326	
86 SWITZRLND		12512		148839	
245 BULGARIA				388	
246 CZECHO S		38668		298047	
258 GERMANY E		2513		23182	
262 HUNGARY		2178		21574	
277 POLAND		20054		151346	
279 ROUMANIA				323	
287 U S S R				8143	
288 YUGO SLAV		11101		78148	
316 CYPRUS		100		2110	
347 IRAN				86	
355 ISRAEL		756		16930	
358 JORDAN		12		80	
377 SUDAN		84		476	
385 UAR EGYPT				309	
415 KENYA		37		180	
425 TANGANYKA				710	
426 UGANDA		216		491	
427 UN SO AFR		4217		49234	
443 ALGERIA		584		5902	
446 ANGOLA				78	
449 CONGO		8376		24687	
454 FR EQ AFR		1827		56593	
462 FR AF NES				239	
465 GUINEA				54	
473 MOROCCO		28		99	
513 CEYLON		1013		17920	
516 HONG KONG		36732		407089	
519 INDIA		4811		84324	
524 MALAYA		245		21659	
527 PAKISTAN		36		2631	
529 S E I NES				55	
553 CHINA COM		52358		130741	
556 INDONESIA				75	
559 JAPAN		427647		2808782	
567 PHIL		62		2241	
578 TAIWAN		8049		50461	
583 THAILAND		2		101	
614 AUSTRALIA		28251		215395	
617 FIJI				728	
622 NEW ZEAL		310		26193	
668 U S OCEA				1861	
716 B GUIAMA		1366		18289	
744 ARGENTINA		1500		54850	
752 BRAZIL		507		12790	
755 CHILE		20		6908	
758 COLOMBIA		252		7054	
763 ECUADOR				49	
774 PERU		2		5	
777 SURINAM				35	
782 URUGUAY				11475	
813 BAHAMAS		2643		3410	
815 BERMUDA				66	
817 S HOND				177	
822 BARBADOS		1138		15990	
824 JAMAICA		1270		26902	
826 LEEW WIND				2152	
828 TRINIDAD		3085		28700	
845 C RICA				126	
848 CUBA		1442		7816	
864 GUATEMALA				383	
867 HAITI		41		1654	
869 HONDURAS		112		4933	
874 MEXICO		1855		13273	
879 NICARAGUA				284	
883 PANAMA		416		1296	
886 P RICO		677		25756	
990 U STATES		276281		3599993	
WATERPROOF PLASTIC FOOTWEAR		1542473		15822010	9048
54 FRANCE	PAIR		1795	3157	
559 JAPAN	7500	6647	127180	97227	
990 U STATES			8314	3313	
ELASTIC HOSIERY		7500	6647	137289	103697
1 U KINGDOM	DZ PR 11	325	404	14366	9049

IMPORTS BY COMMODITIES AND COUNTRIES

Commodity and Country	DECEMBER 1961		JANUARY TO DECEMBER 1961		Class Number
	Quantity	Value (\$)	Quantity	Value (\$)	
990 U STATES	182	13305	3406	174636	
ORTHOPEDIC APPLIANCES ETC	193	13630	3810	189002	
1 U KINGDOM		2685		29863	9050
49 DENMARK		422		2739	
55 GERMANY W				2038	
990 U STATES		16761		269284	
ARTIFICIAL LIMBS AND PARTS		19868		303924	
1 U KINGDOM		2213		41406	9053
55 GERMANY W				2035	
990 U STATES		14045		165709	
BEAD ORNAMENTS		16258		209150	
1 U KINGDOM				3495	9055
54 FRANCE				342	
55 GERMANY W				2181	
516 HONG KONG				850	
990 U STATES		609		18193	
WINDOOW SHADES AND BLINDS		609		25061	
49 DENMARK				736	9057
559 JAPAN		6990		158654	
990 U STATES		2100		39107	
BOOTS SHOES AND SLIPPERS FELT		9090		198497	
PAIR					9059
1 U KINGDOM	3494	2780	57732	46803	
44 BELG LUX	5040	4102	27126	21179	
53 FINLAND			34	207	
54 FRANCE	2280	1300	4620	2528	
73 NETHRLNDS	756	531	5851	5387	
990 U STATES	54	65	2206	2676	
BOOTS SHOES AND SLIPPERS N D P		8778		78780	
PAIR					9060
1 U KINGDDM	2313	6186	309769	283987	
43 AUSTRIA			540	1573	
44 BELG LUX			9107	7874	
49 DENMARK			556	1352	
53 FINLAND			163	280	
54 FRANCE	288	602	13796	14677	
55 GERMANY W	943	1505	13609	19547	
67 ITALY	1236	2540	49535	72842	
73 NETHRLNDS	3578	3705	105182	107662	
76 NORWAY	37	245	37	245	
82 SPAIN			3553	3068	
85 SWEDEN			738	1227	
86 SWITZRLND			2016	1504	
246 CZECHO S			1430	1345	
277 POLAND			500	521	
516 HONG KONG	5775	2422	240856	105858	
519 INDIA			1228	709	
553 CHINA COM			1400	483	
559 JAPAN	419003	171638	7343029	3096787	
774 PERU	107	243	1961	3590	
867 HAITI			8336	10565	
874 MEXICO	7	66	279	949	
990 U STATES	41705	35756	466421	384376	
BROOMS AND WHISKS		224908		4121021	
1 U KINGDOM				651	9061
55 GERMANY W				2785	
67 ITALY		6981		31117	
73 NETHRLNDS		56		609	
262 HUNGARY				26240	
277 POLAND		3603		39356	
559 JAPAN				111	
874 MEXICO				2598	
990 U STATES		4012		46605	
BUTTONS SHOE N O P		14652		150072	
990 U STATES		2809		27585	9063
BUTTONS COLLAR AND CUFF		2809		27585	
GROSS					9065
1 U KINGDOM	1017	415	1249	6956	
43 AUSTRIA			49	5176	
49 DENMARK			21	900	
54 FRANCE	1	70	18	2038	
55 GERMANY W	102	3705	1501	76291	
67 ITALY			2	514	
246 CZECHO S			196	379	
516 HONG KONG	2	182	2	182	
559 JAPAN			7	681	
583 THAILAND			6	398	
874 MEXICO			3	138	
990 U STATES	688	22422	10835	271723	
BUTTONS N O P		26794		365376	
GROSS					9066
1 U KINGDOM	907	3492	13957	46397	
43 AUSTRIA	10	138	21	526	
49 DENMARK	22	618	2875	11706	
54 FRANCE	13	115	9976	9284	
55 GERMANY W	415	1182	13597	31961	
67 ITALY	13669	9928	84284	54285	
73 NETHRLNDS	67	454	8757	43598	
82 SPAIN	679	360	7051	7770	
246 CZECHO S	1300	290	8172	6076	

IMPORTS BY COMMODITIES AND COUNTRIES

Commodity and Country	DECEMBER 1961		JANUARY TO DECEMBER 1961		Class Number
	Quantity	Value (\$)	Quantity	Value (\$)	
473 MOROCCO			329	1 496	
516 HONG KONG			708	486	
559 JAPAN	8 1931	2 4219	1 555 362	50 388 82	
824 JAMAICA	320	830	5 892	16 433	
990 U STATES	7 4361	7 5458	1 187 645	9 485 98	
	1 73 694	11 7084	2 098 622	1 682 498	
CASES BOXES DESKS FANCY					9067
1 U KINGDOM		1 4371		1 792 47	
43 AUSTRIA		513		4 579	
44 BELG LUX				20 51	
49 DENMARK				8 51	
53 FINLAND				5 81	
54 FRANCE		990		16 846	
55 GERMANY W		10 561		15 787 2	
67 ITALY		3 547		4 256 2	
73 NETHRLNDS		508		30 438	
76 NORWAY		72		7 2	
82 SPAIN		156		5 584	
85 SWEDEN		291		8 567	
86 SWITZRLND		597		9 417	
246 CZECHO S				6 45	
258 GERMANY E		2 388		30 88	
277 POLAND				4 70	
287 U S S R				5 37	
355 ISRAEL				4 45	
516 HONG KONG		111		3 333	
519 INDIA		63		12 68	
553 CHINA COM				11 54	
559 JAPAN		2 3040		33 267 6	
614 AUSTRALIA				8 62	
874 MEXICO				7 871	
990 U STATES		13 3096		11 679 86	
		1 90304		1 979002	
COMBS TOILET DRESSING FANCY					9069
1 U KINGDOM		12 49		23 829	
43 AUSTRIA		3 202		22 939	
44 BELG LUX				1 67	
54 FRANCE		62		3 540	
55 GERMANY W		2 200		35 249	
67 ITALY				1 89	
85 SWEDEN		1 688		14 378	
86 SWITZRLND				3 540	
516 HONG KONG				1 502	
559 JAPAN				1 521	
990 U STATES		8 738		80 883	
		1 7139		1 87737	
APPLIANCES FOR THE DEAF PARTS					9070
1 U KINGDOM		5 923		10 355 6	
43 AUSTRIA				317	
49 DENMARK		2 811		54 624	
54 FRANCE				203	
55 GERMANY W		6 671		35 467	
73 NETHRLNDS				14 58	
82 SPAIN		2 013		4 658	
86 SWITZRLND		1 45		1 431	
559 JAPAN				7 387	
990 U STATES		2 588 44		2 607 270	
		2 76407		2 816371	
INSOLES OF ALL KINDS					9072
1 U KINGDOM		4 92		10 613	
55 GERMANY W		5 62		7 704	
73 NETHRLNDS				28 37	
76 NORWAY				2 28	
990 U STATES		1 503		5 269 9	
		2 557		7 4081	
JEWELLERY N O P					9073
1 U KINGDOM		10 599		20 902 8	
43 AUSTRIA		4 783		220 317	
44 BELG LUX		2 89		10 423	
49 DENMARK		4 066		21 584	
54 FRANCE		3 356		65 063	
55 GERMANY W		6 415 7		10 283 37	
59 GREECE				97	
67 ITALY		13 320		20 530 2	
73 NETHRLNDS		403		3 260	
76 NORWAY		1 42		29 28	
82 SPAIN		1 184		16 655	
85 SWEDEN				1 86	
86 SWITZRLND		4 759		21 217	
246 CZECHO S		11 834		22 627 2	
262 HUNGARY		1 20		1 20	
288 YUGO SLAV		1 584		1 584	
355 ISRAEL				60	
358 JORDAN		75		6 52	
385 UAR EGYPT				2 30	
516 HONG KONG		5 190		89 613	
519 INDIA		8 47		10 408	
553 CHINA COM		2 398		13 206	
559 JAPAN		6 977 3		95 643 2	
583 THAILAND		4 174		32 355	
614 AUSTRALIA		3 13		9 45	
752 BRAZIL				7 219	
785 VENEZUELA				3 18	
824 JAMAICA		1 94		4 77	
874 MEXICO		5 21		16 625	
990 U STATES		21 959 4		23 904 14	
		42 367 5		55 513 27	

IMPORTS BY COMMODITIES AND COUNTRIES

Commodity and Country	DECEMBER 1961		JANUARY TO DECEMBER 1961		Class Number
	Quantity	Value (\$)	Quantity	Value (\$)	
MATTRESSES					9075
1 U KINGDOM		372		349891	
43 AUSTRIA				29470	
49 DENMARK				1610	
54 FRANCE		54		668	
55 GERMANY W				4911	
73 NETHRLNDS				703	
85 SWEDEN		5935		5935	
246 CZECHO S				22160	
277 POLAND				14534	
559 JAPAN		1402		148520	
990 U STATES		393		78849	
		8156		657251	
PICTURE AND PHOTOGRAPH FRAMES					9076
1 U KINGDOM				9537	
43 AUSTRIA		57		859	
44 BELG LUX		2223		9888	
49 DENMARK		174		17707	
55 GERMANY W		564		13268	
67 ITALY		3320		30012	
73 NETHRLNDS				3831	
82 SPAIN				2178	
85 SWEDEN		2960		2960	
516 HONG KONG		149		1324	
553 CHINA COM		65		1139	
559 JAPAN		1508		31447	
874 MEXICO				90	
990 U STATES		57605		596437	
		68625		720677	
PORTFOLIOS MUSICAL INSTR CASES					9077
1 U KINGDOM		16697		202682	
43 AUSTRIA				5458	
44 BELG LUX				4509	
49 DENMARK		181		1424	
54 FRANCE		2434		14011	
55 GERMANY W		13452		243356	
67 ITALY		6314		67353	
73 NETHRLNDS		2159		175934	
82 SPAIN		1256		8376	
85 SWEDEN		171		7849	
86 SWITZRLND		297		9862	
246 CZECHO S		2712		23549	
258 GERMANY E				8923	
288 YUGO SLAV		588		588	
427 UN SO AFR				843	
516 HONG KONG		781		11678	
527 PAKISTAN		392		392	
559 JAPAN		51004		622119	
614 AUSTRALIA		407		2071	
990 U STATES		112301		1142237	
		211146		2553214	
REFRIGERATORS ELECTRIC N O P	NO				9078
1 U KINGDOM	49	4411	3865	280374	
44 BELG LUX			56	3344	
49 DENMARK	95	4042	470	20292	
55 GERMANY W			50	2959	
67 ITALY			2	127	
86 SWITZRLND			117	6100	
990 U STATES	1774	416132	52035	10192866	
	1918	424585	56595	10506062	
REFRIGERATORS N O P	NO				9079
1 U KINGDOM	1	59	122	9801	
44 BELG LUX			124	33348	
55 GERMANY W			18	2488	
73 NETHRLNDS			12	485	
85 SWEDEN	50	5745	443	47743	
990 U STATES	60	14990	4315	248330	
	111	20794	5034	342195	
REGALIA AND BADGES					9080
1 U KINGDOM		2622		60121	
43 AUSTRIA		122		1004	
54 FRANCE		2459		27445	
55 GERMANY W		76		5385	
67 ITALY		1776		22086	
86 SWITZRLND		142		684	
516 HONG KONG				4243	
519 INDIA		844		14975	
527 PAKISTAN		336		9089	
559 JAPAN		648		7733	
990 U STATES		4079		62617	
		13104		215382	
SHADES LAMP NOP SHADE HOLDERS					9081
1 U KINGDOM				2241	
49 DENMARK		83		2834	
54 FRANCE				902	
55 GERMANY W		123		1479	
67 ITALY		531		3858	
85 SWEDEN				608	
516 HONG KONG				5142	
559 JAPAN		64		1401	
990 U STATES		12865		201901	
		13666		220366	
SPECTACLE FRAMES AND PARTS NOP					9082
1 U KINGDOM		2129		17960	
43 AUSTRIA		3214		42889	
54 FRANCE		12760		152781	

IMPORTS BY COMMODITIES AND COUNTRIES

Commodity and Country	DECEMBER 1961		JANUARY TO DECEMBER 1961		Class Number
	Quantity	Value (\$)	Quantity	Value (\$)	
55 GERMANY W		26039		241902	
67 ITALY		7316		49871	
73 NETHRLNDS				574	
82 SPAIN				799	
85 SWEDEN		3129		4326	
86 SWITZRLND				2804	
559 JAPAN		12898		115930	
990 U STATES		181111		2714514	
		248596		3344350	
PARTS FOR SPECTACLE FRAMES					
990 U STATES		58797		395297	9083
		58797		395297	
TOBACCO PIPES SMOKERS SETS					
1 U KINGDOM		11900		154759	9084
19 MALTA		491		3182	
43 AUSTRIA		445		4702	
44 BELG LUX		4411		14565	
49 DENMARK				118	
54 FRANCE		4630		106075	
55 GERMANY W		852		8100	
59 GREECE		4694		4988	
64 IRELAND		3790		11133	
67 ITALY		6637		172442	
73 NETHRLNDS		384		1759	
82 SPAIN		1504		3789	
85 SWEDEN				853	
86 SWITZRLND				2243	
246 CZECHO S				943	
443 ALGERIA				1454	
516 HONG KONG		72		475	
559 JAPAN		108		1715	
990 U STATES		4660		95998	
		44578		589293	
TOBACCO POUCHES CIGARETTE CASE					
1 U KINGDOM		4185		48969	9085
43 AUSTRIA				104	
44 BELG LUX		482		482	
54 FRANCE		191		1305	
55 GERMANY W		104		5189	
67 ITALY		315		1298	
82 SPAIN				578	
246 CZECHO S		139		2739	
516 HONG KONG		75		1175	
559 JAPAN		845		6080	
614 AUSTRALIA				410	
990 U STATES		471		8974	
		6807		77303	
TOILET AND MANICURE SETS					
1 U KINGDOM		3285		45117	9086
43 AUSTRIA		1190		54603	
54 FRANCE				377	
55 GERMANY W		11746		157651	
67 ITALY				1714	
516 HONG KONG		1518		1518	
559 JAPAN		92		6958	
990 U STATES		11790		161709	
		29621		429647	
TRUNKS AND VALISES					
1 U KINGDOM		9380		298432	9087
43 AUSTRIA				1121	
44 BELG LUX				312	
54 FRANCE		321		6385	
55 GERMANY W		2889		44923	
67 ITALY		342		2015	
73 NETHRLNDS		2346		9070	
76 NORWAY				162	
82 SPAIN		520		520	
85 SWEDEN		78		3456	
246 CZECHO S		177		30907	
516 HONG KONG		402		9417	
559 JAPAN		4164		140287	
874 MEXICO				1888	
990 U STATES		79916		1075944	
		100535		1624839	
WINDOW SHADE OR BLIND ROLLERS					
85 SWEDEN		925		17566	9090
990 U STATES		2934		39944	
		3859		57510	
REFRIGERATOR PARTS					
1 U KINGDOM		194915		2773055	9091
44 BELG LUX				211	
49 DENMARK		4015		110596	
55 GERMANY W				1043	
67 ITALY				1708	
990 U STATES		763834		9749226	
		962764		12635839	
HOME OR FARM FREEZERS ELECTRIC	NO				
990 U STATES		95600	16701	2898252	9092
	501	95600	16701	2898252	
MINERAL MEDICINAL AERATO WATER					
1 U KINGDOM		1489		4895	9103
44 BELG LUX				518	
54 FRANCE		30681		363297	
55 GERMANY W				6075	
67 ITALY		1207		4468	
85 SWEDEN				141	

IMPORTS BY COMMODITIES AND COUNTRIES

Commodity and Country	DECEMBER 1961		JANUARY TO DECEMBER 1961		Class Number
	Quantity	Value (\$)	Quantity	Value (\$)	
288 YUGO SLAV				8 425	
990 U STATES		7782		42043	
ACCORDIONS CONCRTNAS		41159		429862	
MELODEONS	ND				9110
1 U KINGDOM			13	955	
49 DENMARK			1	253	
54 FRANCE			2	51	
55 GERMANY W	1108	24719	7056	189158	
67 ITALY	1565	68635	11265	577648	
73 NETHRLNDS			2	447	
85 SWEDEN			49	2565	
86 SWITZRLND	72	702	337	3496	
246 CZECHO S			30	644	
258 GERMANY E	252	2314	1348	106666	
277 POLAND			7	449	
559 JAPAN			44	1254	
990 U STATES	87	6811	330	28559	
BRASS BAND INSTRUMENTS	3084	103181	20484	816145	
1 U KINGDOM		19719		229710	9111
54 FRANCE				4926	
55 GERMANY W		5599		76152	
67 ITALY		1852		6923	
73 NETHRLNDS				7625	
246 CZECHO S		1048		4667	
258 GERMANY E				1517	
382 TURKEY				634	
427 UN SO AFR				481	
527 PAKISTAN		62		1861	
559 JAPAN				17014	
874 MEXICO				1431	
990 U STATES		16921		208355	
CABINET ORGANS		45201		561296	9114
PIPE ORGANS	NO				9115
55 GERMANY W			1	25015	
73 NETHRLNDS			9	64447	
990 U STATES			2	18444	
ORGAN PARTS N O P			12	107906	9116
1 U KINGDOM		2707		66193	
55 GERMANY W		871		39867	
67 ITALY				2181	
73 NETHRLNDS		680		10674	
258 GERMANY E				2438	
990 U STATES		16875		237452	
PIANOS		21133		358805	9117
1 U KINGDOM	NO				
49 DENMARK	30	8285	306	91697	
55 GERMANY W	1	600	9	3761	
73 NETHRLNDS			21	10848	
76 NORWAY			23	7170	
246 CZECHO S	6	1690	1	362	
277 POLAND			13	4173	
287 U S S R	2	2310	2	471	
559 JAPAN	31	8313	2	2310	
990 U STATES	125	57294	425	95702	
PIANO PARTS N O P	195	78492	2214	577613	9118
1 U KINGDOM		11193		158049	
55 GERMANY W		551		2117	
990 U STATES		21003		227709	
PHONOGRAPHS GRAMOPHONES NOP		32747		387875	9120
1 U KINGDOM		252614		1733469	
49 DENMARK		852		2550	
54 FRANCE				11143	
55 GERMANY W		37019		182624	
67 ITALY				1482	
73 NETHRLNDS		1122		138144	
86 SWITZRLND		4318		30443	
516 HONG KONG		227		342	
559 JAPAN		5292		72724	
990 U STATES		129357		1210824	
PHONOGRAPH RECORDS		430801		3383745	9121
1 U KINGDOM	NO				
43 AUSTRIA	16800	25825	89219	136379	
44 BELG LUX	251	493	3059	2901	
49 DENMARK	235	236	386	717	
53 FINLAND	359	252	2571	4254	
54 FRANCE	53873	32016	4270	4311	
55 GERMANY W	6835	11441	196657	197772	
59 GREECE	1763	535	81485	130840	
67 ITALY	2968	1606	13623	4007	
73 NETHRLNDS	1020	1584	70288	34374	
82 SPAIN			6925	9694	
85 SWEDEN	140	196	178	351	
86 SWITZRLND			897	1329	
246 CZECHO S	145	184	2694	1556	
262 HUNGARY	1104	952	145	184	
277 POLAND			2327	2026	
287 U S S R	400	309	654	468	
288 YUGO SLAV	717	1148	4206	2730	
			9055	7484	

IMPORTS BY COMMODITIES AND COUNTRIES

Commodity and Country	DECEMBER 1961		JANUARY TO DECEMBER 1961		Class Number
	Quantity	Value (\$)	Quantity	Value (\$)	
355 ISRAEL			83	140	
516 HONG KONG	111	98	1886	1623	
553 CHINA COM			814	900	
559 JAPAN	499	732	4669	4627	
614 AUSTRALIA			236	967	
990 U STATES	287648	172745	2879041	1721081	
	374868	250352	3375368	2270715	
OTHER MUSICAL INSTRUMENTS					9122
1 U KINGDOM		11635		81095	
43 AUSTRIA		66		5335	
44 BELG LUX				260	
54 FRANCE		8003		127661	
55 GERMANY W		47156		328753	
67 ITALY		39888		625127	
73 NETHRLNDS		304		4823	
82 SPAIN				1559	
85 SWEDEN		6715		38619	
86 SWITZRLND		2394		37605	
246 CZECHO S		1091		29190	
258 GERMANY E		719		10884	
277 POLAND				1519	
287 U S S R				654	
516 HONG KONG				1549	
519 INDIA				452	
553 CHINA COM				2589	
559 JAPAN		12889		182997	
874 MEXICO		845		12248	
990 U STATES		567977		3667432	
		699682		5160351	
MUSICAL INSTRUMENT STRINGS					9123
1 U KINGDOM		220		4143	
43 AUSTRIA				3600	
49 DENMARK				120	
54 FRANCE				719	
55 GERMANY W		3106		23530	
246 CZECHO S				152	
990 U STATES		4567		101321	
		7893		133585	
PHONOGRAPHS COIN OPERATED					9124
990 U STATES	NO	25289	1030	566482	
	53	25289	1030	566482	
LENSES AND PTS FOR PROJECTORS					9127*
55 GERMANY W				4432	
559 JAPAN		759		6560	
990 U STATES		967		34758	
		1726		45750	
PHOTOGRAPHIC ACCESSORIES PARTS					9128
1 U KINGDOM		15709		109547	
43 AUSTRIA				3131	
44 BELG LUX		235		700	
49 DENMARK				229	
54 FRANCE		3610		46403	
55 GERMANY W		44985		512949	
67 ITALY				66012	
73 NETHRLNDS		4033		70655	
85 SWEDEN		221		3345	
86 SWITZRLND		4867		113239	
246 CZECHO S				7220	
258 GERMANY E				3307	
559 JAPAN		68982		521445	
813 BAHAMAS				828	
886 P RICO				1074	
990 U STATES		648570		7447842	
		791212		8907926	
THERMOMETERS					9129
1 U KINGDOM		3488		68510	
43 AUSTRIA				79	
44 BELG LUX				872	
49 DENMARK		50		820	
54 FRANCE				3738	
55 GERMANY W		4550		53690	
67 ITALY		229		1287	
85 SWEDEN				608	
86 SWITZRLND		156		2083	
258 GERMANY E				25520	
559 JAPAN		315		104678	
874 MEXICO		922		5310	
883 PANAMA				1380	
990 U STATES		105482		1096251	
		115192		1364826	
APPARATUS X RAY					9130
1 U KINGDOM		5293		68649	
44 BELG LUX		2114		2114	
49 DENMARK		6481		46320	
55 GERMANY W		12491		179774	
67 ITALY				2174	
73 NETHRLNDS		13674		342138	
85 SWEDEN		342		49594	
246 CZECHO S				794	
559 JAPAN		229		6009	
990 U STATES		238035		3922298	
		278659		4619864	
BOTANICAL SPECIMENS					9132
1 U KINGDOM				5268	

*From July 1, 1961

IMPORTS BY COMMODITIES AND COUNTRIES

189

Commodity and Country	DECEMBER 1961		JANUARY TO DECEMBER 1961		Class Number
	Quantity	Value (\$)	Quantity	Value (\$)	
54 FRANCE				1560	
55 GERMANY W		370		4596	
519 INDIA		1030		3285	
559 JAPAN				4566	
990 U STATES		6094		119416	
COLLECTION COINS MEDALS STAMPS		7494		138691	
1 U KINGDOM		857		51828	9133
43 AUSTRIA				2653	
44 BELG LUX				890	
49 DENMARK				1671	
54 FRANCE		95		4060	
55 GERMANY W		159		1592	
64 IRELAND				744	
67 ITALY				2311	
73 NETHRLNDS				2125	
76 NORWAY				1180	
85 SWEDEN				3128	
86 SWITZRLND				3020	
262 HUNGARY				225	
277 POLAND				814	
288 YUGO SLAV				1322	
355 ISRAEL		248		248	
377 SUDAN				402	
385 UAR EGYPT				1091	
454 FR EQ AFR				428	
476 MOZAMBQUE		475		475	
614 AUSTRALIA		1045		2221	
774 PERU		1124		1124	
990 U STATES		16907		373930	
CAMERAS AND CAMERA PARTS N O P		20910		457482	
1 U KINGDOM		475		245581	9134
43 AUSTRIA		15982		135015	
49 DENMARK				90	
54 FRANCE		1040		18192	
55 GERMANY W		43763		1045229	
67 ITALY				11396	
73 NETHRLNDS				2444	
85 SWEDEN		3550		41389	
86 SWITZRLND		19880		191632	
246 CZECHO S		3110		6568	
258 GERMANY E		214		52136	
277 POLAND				250	
287 U S S R				2155	
516 HONG KONG		1365		24348	
559 JAPAN		313682		2783366	
824 JAMAICA				395	
990 U STATES		403173		3460088	
CAMERA PARTS UNFINISHED		806234		8020274	
55 GERMANY W		6070		70274	9135
990 U STATES		493		70114	
CAMERA LENSES AND SHUTTERS		6563		140388	
1 U KINGDOM				739	9136
55 GERMANY W		1800		23581	
559 JAPAN				21051	
990 U STATES		60502		372486	
COLLECTIONS OF ANTIQUITIES		62302		417857	
1 U KINGDOM		77172		741236	9137
43 AUSTRIA				2663	
44 BELG LUX				86	
49 DENMARK				1951	
54 FRANCE		5429		139361	
55 GERMANY W				11596	
59 GREECE				2001	
64 IRELAND				13500	
67 ITALY		3242		17088	
73 NETHRLNDS		8241		49214	
82 SPAIN				4367	
86 SWITZRLND				4288	
277 POLAND				3890	
355 ISRAEL		287		2131	
513 CEYLON				400	
516 HONG KONG		6871		59120	
519 INDIA		762		1695	
524 MALAYA				734	
553 CHINA COM		1003		10436	
559 JAPAN		614		10111	
578 TAIWAN				120	
583 THAILAND				1198	
614 AUSTRALIA				632	
758 COLOMBIA				2772	
774 PERU				6194	
864 GUATEMALA				8084	
874 MEXICO				644	
990 U STATES		135404		792807	
CYCLOMETERS AND SPEEDOMETERS		239025		1888319	
1 U KINGDOM		1545		15139	9138
54 FRANCE				1932	
55 GERMANY W		4686		49660	
67 ITALY				738	
73 NETHRLNDS		7372		12968	

IMPORTS BY COMMODITIES AND COUNTRIES

Commodity and Country	DECEMBER 1961		JANUARY TO DECEMBER 1961		Class Number
	Quantity	Value (\$)	Quantity	Value (\$)	
85 SWEDEN		159		326	
990 U STATES		4733		184921	
GLOBES GEOGRAPHICAL		18495		265684	9139
1 U KINGDOM		1042		18632	
55 GERMANY W		88		8014	
559 JAPAN				10224	
990 U STATES		13897		324869	
MODELS OF INVENTIONS		15027		361739	9140
1 U KINGDOM		73		12132	
54 FRANCE				950	
55 GERMANY W		125		521	
67 ITALY		251		1012	
73 NETHRLNDS				946	
990 U STATES		21369		461663	
APPARATUS FOR INSTITUTIONS		21618		477224	9141
1 U KINGDOM		25126		468404	
43 AUSTRIA		106		13703	
44 BELG LUX				3281	
49 DENMARK		2605		14523	
54 FRANCE		1483		16907	
55 GERMANY W		52637		234584	
67 ITALY		130		3527	
73 NETHRLNDS		5412		22907	
76 NORWAY		329		10352	
85 SWEDEN		427		26652	
86 SWITZRLND		807		17624	
246 CZECHO S		650		3811	
258 GERMANY E				2121	
355 ISRAEL				1397	
427 UN SO AFR				1634	
516 HONG KONG				92	
559 JAPAN		1174		20920	
614 AUSTRALIA				376	
822 BARBADOS				495	
886 P RICO		330		3986	
990 U STATES		826984		10095484	
OPERATING ROOM EQUIPMENT		918200		10962780	9142
1 U KINGDOM		565		35359	
49 DENMARK				1279	
54 FRANCE				1116	
55 GERMANY W		2285		28460	
85 SWEDEN				2480	
86 SWITZRLND				50	
246 CZECHO S		709		8137	
559 JAPAN				12466	
990 U STATES		481116		6034278	
DENTAL INSTRUMENTS		484675		6123625	9143
1 U KINGDOM		14812		112840	
43 AUSTRIA				948	
49 DENMARK				2321	
54 FRANCE		172		1289	
55 GERMANY W		9748		264473	
67 ITALY				73	
85 SWEDEN		100		5294	
86 SWITZRLND		207		5231	
246 CZECHO S				4734	
559 JAPAN		1088		14161	
614 AUSTRALIA				453	
990 U STATES		130542		2193703	
SURGICAL TRUSSES AND SUPPORTS		156669		2605520	9144
1 U KINGDOM				1160	
990 U STATES		377		9334	
ARTICLES FOR THE BLIND		377		10494	9145
1 U KINGDOM				14578	
54 FRANCE				166	
86 SWITZRLND		485		4442	
559 JAPAN				269	
990 U STATES		3044		42646	
OPTICAL AND PHILOSOPHICAL INST		3529		62101	9146
1 U KINGDOM		36277		681844	
43 AUSTRIA				2457	
49 DENMARK				11275	
53 FINLAND				2235	
54 FRANCE		897		23141	
55 GERMANY W		26838		448771	
67 ITALY		1018		5907	
73 NETHRLNDS				2876	
76 NORWAY		1810		1810	
82 SPAIN				955	
85 SWEDEN		799		19375	
86 SWITZRLNO		1610		28741	
246 CZECHO S				3247	
258 GERMANY E				723	
516 HONG KONG		162		13471	
559 JAPAN		113301		1139051	
990 U STATES		249271		3515157	
		431983		5901036	

IMPORTS BY COMMODITIES AND COUNTRIES

Commodity and Country	DECEMBER 1961		JANUARY TO DECEMBER 1961		Class Number
	Quantity	Value (\$)	Quantity	Value (\$)	
MICROSCOPES AND PARTS	NO				9147
1 U KINGDOM	6	7994	631	152073	
43 AUSTRIA			44	19354	
54 FRANCE		170	6	2780	
55 GERMANY W	75	46649	1565	497744	
67 ITALY			20	2775	
73 NETHRLNDS		176	15	30857	
86 SWITZRLND	27	6965	400	80195	
246 CZECHO S	20	1034	391	17889	
258 GERMANY E			290	59784	
559 JAPAN	2393	24405	59559	383868	
990 U STATES	721	18751	9198	292953	
	3242	106144	72119	1540272	
EDUCATIONAL FILMS					9148
1 U KINGDOM		13106		136371	
44 BELG LUX				292	
49 DENMARK				350	
54 FRANCE		2430		14099	
55 GERMANY W				1942	
67 ITALY		186		2196	
73 NETHRLNDS				386	
85 SWEDEN				1089	
86 SWITZRLND		696		1680	
277 POLANO				50	
288 YUGO SLAV				750	
427 UN SO AFR				139	
519 INDIA				1555	
559 JAPAN				1322	
614 AUSTRALIA				332	
828 TRINIDAO				96	
874 MEXICO				300	
990 U STATES		108363		1425061	
		124781		1588010	
CINEMATOGRAPH CAMERAS					9149
1 U KINGDOM				50624	
54 FRANCE				75	
55 GERMANY W				583	
990 U STATES		7605		263598	
		7605		314880	
SURGICAL INSTRUMENTS					9150
1 U KINGDOM		24822		483306	
43 AUSTRIA				71	
44 BELG LUX				441	
49 DENMARK		232		12741	
54 FRANCE		1643		18413	
55 GERMANY W		42487		546935	
67 ITALY		3460		20376	
73 NETHRLNDS		592		26807	
85 SWEDEN		4159		69279	
86 SWITZRLND		3803		41249	
258 GERMANY E				458	
516 HONG KONG				376	
519 INDIA				1603	
527 PAKISTAN		3422		41597	
559 JAPAN		24523		381975	
874 MEXICO		2917		43918	
883 PANAMA				743	
990 U STATES		727073		8859971	
		839133		10550259	
BOATS OPEN PLEASURE	NO				9152
1 U KINGDOM	8	3479	440	110341	
49 DENMARK			24	12309	
53 FINLAND			3	495	
54 FRANCE			105	16519	
55 GERMANY W	2	187	280	56045	
67 ITALY			18	13551	
73 NETHRLNDS			14	11417	
76 NORWAY			22	3409	
85 SWEDEN			26	8067	
277 POLANO			55	2446	
559 JAPAN	1	146	2457	55247	
990 U STATES	291	56481	5952	1335431	
	302	60293	9396	1625277	
LAUNCHES PLEASURE MDTIYE POWER	NO				9153
1 U KINGDOM	1	3099	9	21626	
55 GERMANY W			2	2561	
559 JAPAN	1	1672	6	7292	
990 U STATES	13	72621	361	1910466	
	15	73392	378	1941945	
SHIPS AND VESSELS REPAIRS ON					9155
73 NETHRLNDS				16798	
822 BARBADOS				6263	
954 ST PIERRE		91		18607	
990 U STATES		847		131800	
		938		173468	
SHIPS FOREIGN BUILT COASTAL	NO				9156
990 U STATES			2	225968	
			2	225968	
VESSELS FOREIGN BUILT N O P					9157
1 U KINGDOM		19237		385273	
49 DENMARK				178003	
55 GERMANY W				2512661	
73 NETHRLNDS		244218		1046473	
76 NORWAY				67388	
258 GERMANY E				2499	
559 JAPAN				5390	

IMPORTS BY COMMODITIES AND COUNTRIES

Commodity and Country	DECEMBER 1961		JANUARY TO DECEMBER 1961		Class Number
	Quantity	Value (\$)	Quantity	Value (\$)	
990 U STATES		19232		1101626	
TRUCK TRAILERS		282687		5299313	
1 U KINGDOM	NO		4	2458	9160
990 U STATES	34	156498	447	1998927	
MOBILE HOMES	34	156498	451	2001385	
1 U KINGDOM	NO		2	1807	9161
49 DENMARK			1	576	
990 U STATES	49	133856	1970	3750360	
BUGGIES CUTTERS VEHICLES N O P	49	133856	1973	3752743	
1 U KINGDOM	NO		160	13543	9162
54 FRANCE				470	
55 GERMANY W			1	1973	
67 ITALY			5	1597	
76 NORWAY			9	4517	
990 U STATES	362	28406	5269	410273	
CHILDRENS CARRIAGES AND PARTS	362	28406	5444	432373	
1 U KINGDOM	NO		2249	70878	9163
55 GERMANY W	41	1059	30	881	
67 ITALY			13	128	
73 NETHRLNDS			47	317	
990 U STATES	504	5926	5211	55416	
CHILDRENS SLEDS VEHICLES N O P	545	6985	7550	127620	
1 U KINGDOM		1875		9995	9164
43 AUSTRIA				1186	
54 FRANCE				99	
55 GERMANY W				1133	
67 ITALY				697	
73 NETHRLNDS		51		966	
76 NORWAY				859	
82 SPAIN				1912	
559 JAPAN		84		1753	
990 U STATES		38087		508069	
WAGONS AND SLEDS FARM AND PTS		40097		526669	
1 U KINGDOM	NO		2	9765	9166
55 GERMANY W			1	1945	
73 NETHRLNDS				1947	
85 SWEDEN				912	
990 U STATES	62	14837	1432	450637	
WHEELBARROWS HAND TRUCKS CARTS	62	14837	1435	465206	
1 U KINGDOM	NO		2613	39028	9168
49 DENMARK	648	7965	81	11317	
54 FRANCE	18	3275	29	5255	
55 GERMANY W	53	6265	297	10039	
73 NETHRLNDS			431	8788	
85 SWEDEN			462	46871	
990 U STATES	3012	63891	91144	1275340	
TRUCKS AND CARS N O P	3731	81396	95057	1396638	
1 U KINGDOM		4594		37841	9169
44 BELG LUX		1003		13773	
49 DENMARK				155	
54 FRANCE				476	
55 GERMANY W		156		9437	
67 ITALY				1690	
76 NORWAY				904	
85 SWEDEN				718	
990 U STATES		23581		721993	
AIRCRAFT NOT OVER 1500 LB WT		29334		786987	
990 U STATES	NO		428	2481485	9171
AIRCRAFT 1501 TO 3000 LB WT	22	172077	428	2481485	
54 FRANCE	NO		1	3095	9172
990 U STATES	1	3095	162	2959513	
AIRCRAFT 3001 TO 7500 LB WT	5	73032	163	2962608	
1 U KINGDOM	6	76127			9173
990 U STATES	NO		2	7890	
AIRCRAFT OVER 7500 LB WEIGHT	3	110948	37	1644719	
1 U KINGDOM	3	110948	39	1652609	9174
990 U STATES	NO		17	32400272	
AIRCRAFT PTS EXCLUDING ENG PTS	6	9709854	45	58629686	
1 U KINGDOM	6	9709854	62	91029958	9175
44 BELG LUX		921700		15162956	
49 DENMARK				3115	
54 FRANCE		2187		2187	
55 GERMANY W		90421		202490	
64 IRELAND		275		46421	
67 ITALY		725		725	
73 NETHRLNDS		7586		600	
76 NORWAY		747		34272	
246 CZECHO S				747	
516 HONG KONG				1249	
559 JAPAN				22956	
614 AUSTRALIA		5725		59279	
744 ARGENTINA		138		28817	
752 BRAZIL				4832	
				5910	

IMPORTS BY COMMODITIES AND COUNTRIES

Commodity and Country	DECEMBER 1961		JANUARY TO DECEMBER 1961		Class Number
	Quantity	Value (\$)	Quantity	Value (\$)	
815 BERMUDA				80	
826 LEEW WIND				1643	
848 CUBA				44062	
874 MEXICO				261874	
886 P RICO		3582		30708	
990 U STATES		10342573		102922100	
		11375659		118837023	
PAINTINGS UNDER 20 DOLLARS	NO				9181
1 U KINGDOM	42	488	1155	8279	
43 AUSTRIA	26	190	2284	12222	
44 BELG LUX	410	1060	1551	4501	
49 DENMARK	258	1568	1629	11000	
54 FRANCE	132	1440	603	5020	
55 GERMANY W	7	52	1001	3600	
67 ITALY	231	2435	1872	16101	
73 NETHRLNDS	153	916	2592	12409	
82 SPAIN	4	60	13	111	
262 HUNGARY	57	110	339	1298	
355 ISRAEL			6	56	
516 HONG KONG			336	421	
559 JAPAN			150	404	
990 U STATES	48	371	1148	5596	
	1368	8690	14679	81018	
PAINTINGS 20 DOLLARS OR OVER					9182
1 U KINGDOM		53590		751880	
43 AUSTRIA		1801		71896	
44 BELG LUX		514		5348	
49 DENMARK		265		9495	
53 FINLAND		1000		1000	
54 FRANCE		21847		318798	
55 GERMANY W		5356		35833	
59 GREECE				783	
64 IRELAND				635	
67 ITALY		9880		145551	
73 NETHRLNDS		2207		76016	
76 NORWAY				7010	
82 SPAIN		2026		55714	
86 SWITZRLND		861		20201	
262 HUNGARY		265		4332	
277 POLAND				350	
279 ROUMANIA				2249	
355 ISRAEL		1760		14838	
427 UN SO AFR		150		1201	
516 HONG KONG				755	
519 INDIA				2417	
527 PAKISTAN				2802	
559 JAPAN		397		3204	
583 THAILAND				500	
614 AUSTRALIA				2710	
744 ARGENTINA				150	
785 VENEZUELA				46000	
813 BAHAMAS				1374	
815 BERMUDA				800	
822 BARBADOS		288		578	
824 JAMAICA				352	
867 HAITI				1947	
874 MEXICO				17342	
990 U STATES		152020		1642505	
		254227		3253566	
STATUES AND STATUETTES N O P					9183
1 U KINGDOM		1327		48809	
43 AUSTRIA				6796	
49 DENMARK		53		7211	
54 FRANCE		836		5007	
55 GERMANY W		358		20780	
59 GREECE				644	
67 ITALY		2885		38935	
73 NETHRLNDS				1147	
76 NORWAY		287		1815	
82 SPAIN		52		987	
85 SWEDEN		79		2317	
86 SWITZRLND				586	
246 CZECHO S		172		902	
258 GERMANY E				2180	
415 KENYA		90		2907	
422 RHOO NYAS				210	
425 TANGANYKA				3807	
427 UN SO AFR		64		64	
513 CEYLON				1240	
516 HONG KONG		1341		18072	
519 INDIA		83		1721	
524 MALAYA				84	
553 CHINA COM				852	
559 JAPAN		1517		59990	
874 MEXICO		53		909	
990 U STATES		4978		92927	
		14175		320899	
PORCELAIN STATUES STATUETTES					9184
1 U KINGDOM		16158		374883	
43 AUSTRIA				1667	
44 BELG LUX		647		3805	
49 DENMARK		719		9849	
54 FRANCE				3177	
55 GERMANY W		4857		102851	
67 ITALY		2248		24340	
73 NETHRLNDS		151		372	

IMPORTS BY COMMODITIES AND COUNTRIES

Commodity and Country	DECEMBER 1961		JANUARY TO DECEMBER 1961		Class Number
	Quantity	Value (\$)	Quantity	Value (\$)	
82 SPAIN				376	
85 SWEDEN				1150	
246 CZECHOSLOVAKIA				797	
258 GERMANY EAST				18194	
287 U S S R				1430	
516 HONG KONG				3332	
559 JAPAN		4894		243488	
990 U STATES		1840		28278	
		31514		817989	
MATERIAL FOR HARD METAL COMPOUNDS					9187
1 U KINGDOM				18913	
85 SWEDEN		1106		64284	
990 U STATES		58448		476703	
		59554		559900	
ARTICLES FOR FERTILIZER MFR					9191
1 U KINGDOM				807	
990 U STATES		3950		77915	
		3950		78722	
CANADIAN GOODS RETURNED					9195
1 U KINGDOM		72220		1607830	
43 AUSTRIA				7937	
44 BELGIUM		3340		88535	
49 DENMARK		2828		14438	
53 FINLAND		515		1515	
54 FRANCE		8480		334937	
55 GERMANY WEST		13176		552090	
59 GREECE				3300	
64 IRELAND		2570		16548	
67 ITALY		3053		98875	
73 NETHERLANDS		5393		91762	
76 NORWAY		400		65389	
78 PORTUGAL		50		16231	
82 SPAIN				8982	
85 SWEDEN		10060		112437	
86 SWITZERLAND		74		270071	
277 POLAND				3600	
287 U S S R				3770	
288 YUGOSLAVIA				3846	
313 SAUDI ARABIA				1164	
319 KUWAIT				865	
344 ETHIOPIA				500	
355 ISRAEL				21417	
363 LEBANON				11798	
366 LIBYA				412	
382 TURKEY				10388	
385 UAR EGYPT		4100		21400	
414 GHANA				7395	
415 KENYA				1464	
418 NIGERIA		76		8425	
422 RHODESIA				5328	
427 UN SOUTH AFRICA		730		49254	
429 S AFRICA				47250	
446 ANGOLA				8786	
449 CONGO		4634		33521	
473 MOROCCO				178	
513 CEYLON				10000	
516 HONG KONG		2399		52045	
519 INDIA		800		55707	
524 MALAYA		115		12515	
527 PAKISTAN		1900		79138	
548 CAMBODIA				1913	
556 INDONESIA				11000	
559 JAPAN		4319		55282	
564 KOREA				1600	
583 THAILAND				1609	
586 VIETNAM		1000		3366	
614 AUSTRALIA		803		113403	
622 NEW ZEALAND		4618		24971	
716 BAHAMA		100		25660	
719 FALKLAND ISLANDS				8000	
744 ARGENTINA				12515	
747 BOLIVIA				494	
752 BRAZIL		76491		81560	
755 CHILE				30519	
763 ECUADOR				1103	
774 PERU				175032	
777 SURINAM				76500	
782 URUGUAY				3000	
785 VENEZUELA				192522	
813 BAHAMAS		440		89937	
815 BERMUDA		807		101079	
822 BARBADOS		1456		21293	
824 JAMAICA		17028		61279	
826 LEWIS AND CLARK ISLANDS				12357	
828 TRINIDAD				9047	
845 CUBA				2451	
848 CUBA		100		9233	
855 ODM REPUBLIC				4400	
867 HAITI				31453	
869 HONDURAS				2217	
874 MEXICO		1135		101332	
876 NETHERLANDS ANTILLES		3000		8126	
879 NICARAGUA				12226	
883 PANAMA		2925		3851	
886 PARAGUAY				34042	
887 VIRGIN ISLANDS				1066	

IMPORTS BY COMMODITIES AND COUNTRIES

Commodity and Country	DECEMBER 1961		JANUARY TO DECEMBER 1961		Class Number
	Quantity	Value (\$)	Quantity	Value (\$)	
954 ST PIERRE		350		11552	
990 U STATES		2023042		25037925	
EXWAREHOUSEO SHIPS STORES NOP		2274527		30115958	
1 U KINGDOM		7572		128384	9197
54 FRANCE		868		15283	
55 GERMANY W		70		817	
67 ITALY				135	
73 NETHRLNDS		298		6026	
76 NORWAY				647	
78 PORTUGAL				96	
559 JAPAN				441	
716 B GUIANA				641	
822 BARBADOS				944	
828 TRINIDAD				346	
886 P RICO		110		3162	
990 U STATES		38811		215608	
BATTERY JARS GLASS OR RUBBER		47729		372530	
1 U KINGDOM		6812		96548	9199
55 GERMANY W		378		4828	
990 U STATES		131483		1533357	
CORSET CLASPS STEELS WIRES		138673		1634733	
1 U KINGDOM		865		12158	9202
990 U STATES				12203	
FEATHERS FLOWERS ART FOR HATS		865		24361	
1 U KINGDOM				2763	9204
43 AUSTRIA				259	
54 FRANCE		100		73709	
55 GERMANY W		592		59499	
67 ITALY				2207	
86 SWITZRLND				207	
246 CZECHO S		360		35228	
258 GERMANY E		8355		59614	
516 HONG KONG		125		16208	
559 JAPAN		31673		253948	
990 U STATES		28837		327770	
RESCUE APPARATUS		70042		831412	
1 U KINGDOM		1440		35432	9207
49 DENMARK		956		5446	
54 FRANCE				2008	
55 GERMANY W		6859		43024	
67 ITALY				1058	
73 NETHRLNOS		158		3640	
85 SWEDEN				76	
559 JAPAN				1115	
990 U STATES		179933		2380682	
MATERIALS FOR TEXTILE PRINTING		189346		2472481	
1 U KINGDOM		2393		14563	9208
67 ITALY		3394		3394	
990 U STATES		11463		131018	
SALTS OF THORIUM OR CERIUM		17250		148975	
990 U STATES				30921	9209
VACCINE AND PLASMA CONTAINERS				30921	
1 U KINGDOM		1304		15690	9212
55 GERMANY W				1274	
990 U STATES		51137		532879	
GOODS FREE BY ORDER IN COUNCIL		52441		549843	
1 U KINGDOM				632	9213
990 U STATES		2963		30823	
SAFETY GLASS SHEET ADHESIVES		2963		31453	
990 U STATES		74798		1002555	9215
CARTRIDGES SHOT GUN SHELLS		74798		1002555	
43 AUSTRIA				25063	9237
54 FRANCE				61951	
55 GERMANY W				11107	
67 ITALY		197		10359	
262 HUNGARY				2023	
990 U STATES				47114	
DEXTROSE SOLUTIONS THERAPEUTIC		197		157617	
990 U STATES		73353		793286	9238
METALLIC CARTRIDGES AMMUNITION		73353		793286	
1 U KINGDOM		443		20982	9239
43 AUSTRIA				1346	
49 DENMARK		238		10992	
53 FINLAND				36757	
54 FRANCE		9770		10482	
55 GERMANY W		676		12665	
67 ITALY				2133	
85 SWEDEN				33105	
990 U STATES		4477		112512	
BLACKBOARDS OF SLATE OR PAPER		15604		240974	
1 U KINGDOM				107	9240
49 DENMARK				7054	

IMPORTS BY COMMODITIES AND COUNTRIES

Commodity and Country	DECEMBER 1961		JANUARY TO DECEMBER 1961		Class Number
	Quantity	Value (\$)	Quantity	Value (\$)	
67 ITALY		12401		59451	
990 U STATES		10947		312531	
BIOLOGICAL PRODUCTS N O P		23348		379143	
1 U KINGDOM		19684		106390	9242
43 AUSTRIA		17740		60146	
49 DENMARK		1464		1587	
54 FRANCE				3057	
55 GERMANY W				2269	
85 SWEDEN				1005	
614 AUSTRALIA				1319	
990 U STATES		286455		2220086	
BASKETS OF ALL KINDS N O P		325343		2395859	
1 U KINGDOM				7981	9243
43 AUSTRIA				688	
44 BELG LUX		344		5328	
49 DENMARK				262	
54 FRANCE				2774	
55 GERMANY W				8831	
67 ITALY		398		15128	
73 NETHRLNDS				414	
78 PORTUGAL		1536		25451	
82 SPAIN		411		5516	
85 SWEDEN				122	
246 CZECHO S				21010	
262 HUNGARY				7393	
277 POLAND		6940		77973	
288 YUGO SLAV				6990	
516 HONG KONG		2245		45595	
519 INDIA				269	
559 JAPAN		2970		146487	
822 BARBADDS				118	
874 MEXICO		92		19065	
990 U STATES		20480		216391	
COMMUNION SETS CHURCH ARTICLES		35416		613786	9244
1 U KINGDOM		4678		54922	
43 AUSTRIA				3576	
44 BELG LUX		1374		6032	
54 FRANCE		13430		235778	
55 GERMANY W		12133		135426	
59 GRECE				866	
64 IRELAND				10043	
67 ITALY		53269		542346	
73 NETHRLNDS				9187	
78 PORTUGAL				901	
82 SPAIN		1220		16354	
86 SWITZRLND		309		5475	
246 CZECHO S		5804		81075	
258 GERMANY E				641	
287 U S S R				460	
355 ISRAEL		376		6913	
358 JORDAN				1809	
516 HONG KONG		1915		40135	
519 INDIA				251	
553 CHINA COM				5453	
559 JAPAN		3898		171063	
578 TAIWAN				228	
874 MEXICO				967	
990 U STATES		62858		594764	
CARTRIDGE CASES GUN WADS CAPS		161264		1924665	9246
1 U KINGDOM				8949	
43 AUSTRIA				1178	
54 FRANCE		62672		101668	
55 GERMANY W				3378	
67 ITALY		1661		6780	
85 SWEDEN				1445	
559 JAPAN				577	
990 U STATES		2706		66290	
AMMUNITION N O P		67039		190265	9247
1 U KINGDOM		40406		302954	
43 AUSTRIA				460	
54 FRANCE				24346	
55 GERMANY W		1299		9763	
85 SWEDEN				2842	
86 SWITZRLND				317910	
990 U STATES		1243749		1908362	
ELECTRICAL ENERGY		1285454		2566637	9249
990 U STATES	MKWH				
	139	2305	311643	1369726	
	139	2305	311643	1369726	
INCUBATORS BROODERS AND PARTS					9252
1 U KINGDOM				13	
55 GERMANY W		836		3314	
990 U STATES		492	88581	9985	
		492	89417	9998	
IRON SAND PRESSURE BLASTING					9253
1 U KINGDOM		6456		60167	
55 GERMANY W		1204		1204	
67 ITALY				4383	
85 SWEDEN				6920	
990 U STATES		47073		642966	
		54733		715640	

IMPORTS BY COMMODITIES AND COUNTRIES

Commodity and Country	DECEMBER 1961		JANUARY TO DECEMBER 1961		Class Number
	Quantity	Value (\$)	Quantity	Value (\$)	
BALL POINT PENS AND PARTS					9254
1 U KINGDOM		55		1860	
49 DENMARK		452		3319	
54 FRANCE		910		10187	
55 GERMANY W		4621		26057	
67 ITALY		131		23755	
86 SWITZRLND		735		9969	
355 ISRAEL		281		3866	
559 JAPAN		884		18092	
990 U STATES		242221		2696135	
		250290		2793240	
ALABASTER SPAR AMBER ORNAMENTS					9255
1 U KINGDOM		10196		239431	
43 AUSTRIA		488		9802	
44 BELG LUX				740	
49 DENMARK		145		15407	
54 FRANCE		941		14649	
55 GERMANY W		1947		145465	
67 ITALY		9264		131379	
73 NETHRLNDS		111		857	
76 NORWAY		78		1183	
82 SPAIN				2171	
85 SWEDEN		57		3515	
86 SWITZRLND		495		2978	
246 CZECHO S				14470	
258 GERMANY E		314		89819	
277 POLANO		2065		95254	
415 KENYA				879	
425 TANGANYKA				2899	
516 HONG KONG		40955		575164	
519 INDIA		637		5533	
553 CHINA COM				221	
559 JAPAN		18401		613565	
874 MEXICO		950		2081	
990 U STATES		19149		456850	
		106193		2424312	
MACHINE CARO CLOTHING					9256
1 U KINGDOM		13005		155946	
44 BELG LUX				1736	
55 GERMANY W		1176		5106	
67 ITALY				750	
86 SWITZRLND		382		382	
990 U STATES		25780		225208	
		40343		389128	
PENCILS BLACK OR COL LEAO NOP	GROSS				9257
1 U KINGDOM	1063	2394	7993	26223	
55 GERMANY W	640	5079	14135	58219	
246 CZECHO S			5341	9182	
553 CHINA COM			2000	1041	
559 JAPAN	328	1612	43007	44089	
990 U STATES	238	1094	11853	45071	
	2269	10179	84329	183825	
PENCILS MECHANICAL					9258
1 U KINGDOM				7625	
49 DENMARK				2976	
54 FRANCE				349	
55 GERMANY W		290		5955	
559 JAPAN		604		3894	
990 U STATES		10023		70382	
		10917		91181	
PENS FOUNTAIN EXCPT BALL POINT					9259
1 U KINGDOM				6034	
55 GERMANY W		131		12448	
67 ITALY		2522		79827	
516 HONG KONG				487	
559 JAPAN				620	
990 U STATES		1848		31678	
		4501		131094	
PENS N O P PENHOLDERS RULERS					9260
1 U KINGDOM		2198		25854	
54 FRANCE				3549	
55 GERMANY W		3571		22956	
67 ITALY				6573	
73 NETHRLNDS		143		1940	
516 HONG KONG		174		2278	
559 JAPAN		3821		32905	
990 U STATES		31611		285034	
		41518		381089	
PRECIOUS STONES NOT MOUNTED					9262
1 U KINGDOM		20953		374784	
43 AUSTRIA		32483		553458	
44 BELG LUX		224		734	
54 FRANCE		1114		45328	
55 GERMANY W		49679		548185	
67 ITALY				2692	
73 NETHRLNDS		4355		10512	
82 SPAIN		289		6314	
86 SWITZRLND		3837		25832	
246 CZECHO S		9513		105605	
427 UN SO AFR				597	
513 CEYLON				26357	
516 HONG KONG		65		17798	
519 INDIA		1925		17443	
545 BURMA		420		420	
553 CHINA COM		1033		6748	
559 JAPAN		57684		758860	

IMPORTS BY COMMODITIES AND COUNTRIES

Commodity and Country	DECEMBER 1961		JANUARY TO DECEMBER 1961		Class Number
	Quantity	Value (\$)	Quantity	Value (\$)	
583 THAILAND				8424	
614 AUSTRALIA		125		9467	
752 BRAZIL		153		4040	
758 COLOMBIA				1447	
874 MEXICO				7298	
886 P RICO				6068	
990 U STATES		61012		741112	
PULLEYS BELT POWER TRANS NOP		244864		3279523	
1 U KINGDOM		1720		29830	9263
44 BELG LUX				622	
54 FRANCE		894		894	
55 GERMANY W				259	
85 SWE OEN		58		12548	
990 U STATES		55570		692898	
SHOW CASES AND METAL PARTS		58242		737051	
1 U KINGDOM				360	9265
55 GERMANY W				130	
990 U STATES		21006		341489	
SIGNS LETTERS OTHER THAN PAPER		21006		341979	
1 U KINGDOM		3069		40039	9266
44 BELG LUX		2312		6262	
54 FRANCE				3198	
55 GERMANY W		285		8645	
67 ITALY				1191	
73 NETHRLNDS		261		888	
85 SWE OEN		333		3078	
86 SWITZRLNO		223		982	
516 HONG KONG				466	
559 JAPAN				3114	
990 U STATES		73341		970879	
MEASURING RULES AND TAPES		79824		1038742	
1 U KINGDOM		4736		106370	9267
49 DENMARK				96	
55 GERMANY W		3957		43240	
73 NETHRLNDS				5563	
86 SWITZRLND				470	
516 HONG KONG				1191	
559 JAPAN		4344		31310	
990 U STATES		41742		496580	
WASTE AND JUNK N O P		54779		684820	
1 U KINGDOM	CWT		953	5075	9269
990 U STATES					
		20899	13598	1554910	190769
		20899	13598	1555863	195844
WAX VEGETABLE AND MINERAL NOP	LB				9270
1 U KINGDOM			269	465	
55 GERMANY W	3520	1855	61419	34440	
258 GERMANY E	22046	5582	141101	22842	
752 BRAZIL	22798	14122	401676	281560	
874 MEXICO	1880	1107	41595	23560	
990 U STATES	96102	61467	1264044	772782	
	146346	84133	1910104	1135649	
WAX AND MANUFACTURES N O P					9271
1 U KINGDOM		705		9570	
55 GERMANY W		58897		238672	
67 ITALY		443		2762	
86 SWITZRLNO		650		2972	
427 UN SO AFR				28966	
990 U STATES		37704		578938	
		98399		861880	
PREFAB BLDGS PANELS STRUCTURES					9273
1 U KINGDOM		52990		1055019	
54 FRANCE				63622	
55 GERMANY W				12848	
67 ITALY		381418		2248206	
73 NETHRLNDS				7169	
519 INOIA		6500		6500	
990 U STATES		310402		3719766	
		751310		7113130	
UNENUMERATED ARTICLES					9274
990 U STATES				608188	
				608188	
SHIPMENTS UNOER 50 DOLLARS					9275
1 U KINGDOM		151568		1929034	
15 GIBRALTAR				4	
19 MALTA		25		231	
43 AUSTRIA		2114		33020	
44 BELG LUX		2523		38234	
49 DENMARK		4468		44270	
53 FINLAND		536		7595	
54 FRANCE		20340		204287	
55 GERMANY W		19622		369485	
59 GREECE		592		3936	
63 ICELAND				342	
64 IRELAND		440		5805	
67 ITALY		8692		124837	
73 NETHRLNDS		7533		102397	
76 NORWAY		1249		18857	
78 PORTUGAL		1024		9645	
82 SPAIN		1293		17796	
85 SWE OEN		3853		53649	
86 SWITZRLND		5340		66107	

IMPORTS BY COMMODITIES AND COUNTRIES

Commodity and Country	DECEMBER 1961		JANUARY TO DECEMBER 1961		Class Number
	Quantity	Value (\$)	Quantity	Value (\$)	
245 BULGARIA				165	
246 CZECHOSLOVAKIA		1433		14226	
258 GERMANY		40		5404	
262 HUNGARY		134		3866	
277 POLAND		678		7519	
279 ROMANIA				866	
287 U.S.S.R.		309		2327	
288 YUGOSLAVIA		1057		5082	
347 IRAN				113	
355 ISRAEL		1281		7363	
358 JORDAN		10		326	
363 LEBANON		27		229	
374 SOMALIA		80		80	
377 SUDAN		153		153	
382 TURKEY		903		1021	
385 U.A.R. EGYPT		12		615	
386 U.A.R. SYRIA				3	
414 GHANA				294	
415 KENYA				829	
418 NIGERIA				374	
422 RHODOS		12		208	
425 TANGANYIKA		85		638	
426 UGANDA				46	
427 UN. S. AFR.		339		7519	
429 B. AFR. NES.				132	
443 ALGERIA		16		386	
449 CONGO		5		109	
457 FR. W. AFR.				50	
462 FR. AF. NES.				122	
465 GUINEA				2	
468 LIBERIA		156		156	
473 MOROCCO				691	
476 MOZAMBIQUE				474	
487 TUNISIA				148	
513 CEYLON				720	
516 HONG KONG		13975		123696	
519 INDIA		1284		13450	
524 MALAYA		45		1043	
527 PAKISTAN		367		4045	
542 AFGHAN				8	
545 BURMA				103	
548 CAMB. LAOS		75		122	
553 CHINA COM.		6		2484	
556 INDONESIA				88	
559 JAPAN		17706		311637	
564 KOREA				654	
567 PHIL.		173		746	
578 TAIWAN		93		2581	
583 THAILAND		25		508	
586 VIETNAM				238	
614 AUSTRALIA		1330		16109	
617 FIJI				191	
622 NEW ZEAL.		198		2105	
629 B. OCEANES.				25	
668 U.S. DECA.		5		5	
716 B. GUIANA		262		2673	
744 ARGENTINA		223		1893	
747 BOLIVIA				30	
752 BRAZIL		113		659	
755 CHILE		66		9619	
758 COLOMBIA		61		285	
763 ECUADOR		196		2164	
774 PERU		320		1774	
782 URUGUAY				194	
785 VENEZUELA				568	
813 BAHAMAS		359		2802	
815 BERMUDA				1435	
817 B. HOND.		332		4137	
822 BARBADOS		255		3116	
824 JAMAICA		1109		6751	
826 LEeward I.				117	
828 TRINIDAD		179		2195	
845 C. RICA				411	
848 CUBA		13		1362	
855 DOM. REP.		26		379	
857 EL SALV.				172	
862 FR. W. IND.				27	
864 GUATEMALA		129		3494	
867 HAITI		206		1274	
869 HONOURAS		550		4007	
874 MEXICO		1765		24826	
876 NETH. ANT.		189		301	
883 PANAMA				586	
886 P. RICO		495		10333	
949 GREENLAND				80	
954 ST. PIERRE				1548	
990 U.S. STATES		3997867		51405469	
		4277939		55066306	

IMPORTS BY COMMODITIES AND COUNTRIES

Commodity and Country	DECEMBER 1961		JANUARY TO DECEMBER 1961		Class Number
	Quantity	Value (\$)	Quantity	Value (\$)	
GROUP 10					
SPECIAL TRANSACTIONS NON TRADE					
GOLD UNREFINED	TR OZ				9905
GOLD REFINED	TR OZ				9925
1 U KINGDOM			4054	144038	
55 GERMANY W			35	1503	
86 SWITZRLND			1486	59392	
782 URUGUAY			4578	200000	
785 VENEZUELA			322	11390	
813 BAHAMAS	5645	179645	64161	2234574	
876 NETH ANT			3040	109124	
990 U STATES	225	8460	44546	1565876	
	5870	188105	122222	4325897	
GOLD COIN					9945
1 U KINGDOM		23303		407917	
43 AUSTRIA				1273	
55 GERMANY W				613	
86 SWITZRLND		4659		618056	
785 VENEZUELA				64998	
855 DOM REP				804654	
876 NETH ANT				449342	
990 U STATES		37719		330117	
		65681		2676970	
CURRENT COIN N O P					9965
1 U KINGDOM		98		11636	
73 NETHRLNDS				600	
874 MEXICO				7523	
990 U STATES		46676		666703	
		46774		686462	
IMPORTS FOR DIPLOMATS ETC					9980
1 U KINGDOM		299877		8246897	
43 AUSTRIA				55300	
44 BELG LUX		1004		633234	
49 DENMARK		1685		62430	
53 FINLAND				9712	
54 FRANCE		2325762		12763969	
55 GERMANY W		170317		3587773	
59 GREECE				184819	
64 IRELAND		4147		20603	
67 ITALY		25043		328085	
73 NETHRLNDS		3070		153943	
76 NORWAY		643		44163	
78 PORTUGAL		565		40827	
82 SPAIN		223		15215	
85 SWEDEN		230		57640	
86 SWITZRLND		444		96862	
246 CZECHO S		855		41635	
277 POLAND		100		27821	
287 U S S R		286		9017	
288 YUGO SLAV				11031	
347 IRAN		390		3799	
352 IRAQ				1000	
355 ISRAEL		385		14941	
363 LEBANON				1238	
369 SAUD ARAB				100	
382 TURKEY				305257	
385 UAR EGYPT		8000		203857	
386 UAR SYRIA		469		2954	
414 GHANA				6570	
418 NIGERIA				25000	
427 UN SO AFR		126		24020	
429 B AFR NES				19558	
449 CONGO		43368		117401	
513 CEYLON		200		10558	
516 HONG KONG		500		12930	
519 INDIA		1700		32429	
524 MALAYA				15245	
527 PAKISTAN		2115		26221	
553 CHINA COM				284	
556 INDONESIA		88		7313	
559 JAPAN		2138		67191	
567 PHIL		200		7540	
578 TAIWAN				1431	
583 THAILAND				4110	
586 VIET NAM		1200		15747	
614 AUSTRALIA		347		20063	
622 NEW ZEAL				5704	
716 B GUIANA				2849	
744 ARGENTINA		165		6074	
752 BRAZIL				6843	
755 CHILE				3404	
758 COLOMBIA				107	
763 ECUADOR				1650	
774 PERU				2257	
785 VENEZUELA		421		4798	
815 BERMUDA				200	
822 BARBADOS				451	
824 JAMAICA		8		6692	
828 TRINIDAO		3333		7149	
848 CUBA		142		10023	

IMPORTS BY COMMODITIES AND COUNTRIES

Commodity and Country	DECEMBER 1961		JANUARY TO DECEMBER 1961		Class Number
	Quantity	Value (\$)	Quantity	Value (\$)	
855 DOM REP		759		6165	
864 GUATEMALA		3725		12850	
867 HAITI				9493	
874 MEXICO		1500		20742	
876 NETH ANT		50		46150	
883 PANAMA				1100	
886 P RICO		57		1672	
949 GREENLAND				250	
954 ST PIERRE				3720	
990 U STATES		8450481		69810074	
		11356118		97308150	
SETTLERS EFFECTS					9982
1 U KINGDOM		213795		2631564	
15 GIBRALTAR				208	
19 MALTA				5020	
43 AUSTRIA		3470		45534	
44 BELG LUX		19901		280498	
49 DENMARK		4575		77586	
53 FINLAND		150		42334	
54 FRANCE		36290		445791	
55 GERMANY W		90162		1491387	
59 GREECE		4175		49885	
63 ICELAND				750	
64 IRELAND		1350		17128	
67 ITALY		24798		398818	
73 NETHRLNDS		47741		735571	
76 NORWAY		6350		57914	
78 PORTUGAL		3455		32218	
82 SPAIN		4150		52723	
85 SWEDEN		4375		66875	
86 SWITZRLND		2664		161723	
246 CZECHO S		750		6561	
262 HUNGARY		500		18866	
277 POLAND		6105		68254	
279 ROUMANIA		400		4350	
287 U S S R				3100	
288 YUGO SLAV		1550		10385	
316 CYPRUS				1550	
344 ETHIOPIA				1550	
347 IRAN				19607	
352 IRAQ				600	
355 ISRAEL		790		50547	
363 LEBANON				31693	
366 LIBYA				16942	
369 SAUD ARAB		100		10117	
377 SUDAN				2204	
382 TURKEY		175		30342	
385 UAR EGYPT		100		13559	
414 GHANA				4700	
415 KENYA		1990		33050	
418 NIGERIA				9068	
422 RHOD NYAS		1200		51656	
425 TANGANYKA				3245	
427 UN SO AFR		9131		197385	
429 S AFR NES				1350	
443 ALGERIA				12455	
446 ANGOLA				3900	
449 CONGO				3455	
468 LIBERIA				827	
473 MOROCCO				25235	
479 PT AF NES				1000	
487 TUNISIA				1770	
513 CEYLON				4351	
516 HONG KONG		3603		77946	
519 INDIA		1822		77920	
524 MALAYA		50		24599	
527 PAKISTAN		1273		95740	
529 S E I NES				60	
545 BURMA				500	
548 CAMB LAOS				575	
553 CHINA COM				8100	
556 INDONESIA				2602	
559 JAPAN		4497		54234	
564 KOREA				1650	
567 PHIL		200		13079	
578 TAIWAN		65		2360	
583 THAILAND		150		5475	
586 VIET NAM		430		5710	
614 AUSTRALIA		9589		192283	
617 FIJI				4000	
622 NEW ZEAL		1100		35560	
654 FR NE OCE		95		95	
716 S GUIANA				28824	
744 ARGENTINA		300		27913	
747 BOLIVIA		900		5000	
752 BRAZIL		5340		78375	
755 CHILE				2500	
758 COLOMBIA		1000		40501	
763 ECUADOR				7190	
774 PERU		2000		19675	
782 URUGUAY		150		575	
785 VENEZUELA		200		211203	
813 BAHAMAS				11991	
815 BERMUDA		64000		86607	
822 BARBADOS		280		4515	
824 JAMAICA		12032		83006	

IMPORTS BY COMMODITIES AND COUNTRIES

Commodity and Country	DECEMBER 1961		JANUARY TO DECEMBER 1961		Class Number
	Quantity	Value (\$)	Quantity	Value (\$)	
826 LEEW WIND				2100	
828 TRINIDAD		5010		28789	
845 C RICA				1500	
848 CUBA				24963	
855 DOM REP				2676	
862 FR W IND				1000	
867 HAITI				7795	
874 MEXICO		150		53762	
876 NETH ANT		2688		11423	
879 NICARAGUA				1700	
883 PANAMA				711	
886 P RICO		2000		2300	
954 ST PIERRE				650	
990 U STATES		1086767		22867622	
		1695883		3145455	
PRIVATE DONATIONS AND GIFTS					9984
1 U KINGDOM		17254		177420	
43 AUSTRIA		220		690	
44 BELG LUX		602		2269	
49 DENMARK		250		7656	
53 FINLAND		50		1250	
54 FRANCE		101		12255	
55 GERMANY W		6653		24200	
59 GREECE				50	
64 IRELAND		150		1000	
67 ITALY				2696	
73 NETHRLNDS		7675		21171	
76 NORWAY		3959		13907	
82 SPAIN				166	
85 SWEDEN		247		4941	
86 SWITZRLND		180		5744	
262 HUNGARY				2300	
277 POLAND				100	
382 TURKEY				50	
415 KENYA				3300	
427 UN SO AFR				3212	
516 HONG KONG		112		400	
519 INDIA				50	
524 MALAYA				1700	
559 JAPAN				398	
586 VIET NAM		85		85	
614 AUSTRALIA				2206	
622 NEW ZEAL				200	
716 B GUIANA				290	
758 COLOMBIA				2000	
785 VENEZUELA				80	
813 BAHAMAS		200		250	
815 BERMUDA				1918	
822 BARBADOS				1162	
828 TRINIDAD				63	
869 HONDURAS				500	
874 MEXICO				155	
886 P RICO				75	
954 ST PIERRE				60	
990 U STATES		101687		604721	
		139425		900690	
TOURIST PURCHASES DUTY FREE					9986
1 U KINGDOM		311675		4682016	
15 GIBRALTAR		248		4046	
19 MALTA		32		2233	
43 AUSTRIA		8349		141655	
44 BELG LUX		3335		50092	
49 DENMARK		17407		165588	
53 FINLAND		1637		20486	
54 FRANCE		65185		1036527	
55 GERMANY W		87640		1065458	
59 GREECE		3798		44190	
63 ICELAND		77		1936	
64 IRELAND		11670		175959	
67 ITALY		49532		804916	
73 NETHRLNDS		24607		400243	
76 NORWAY		5670		65225	
78 PORTUGAL		7130		70286	
82 SPAIN		9371		153242	
85 SWEDEN		4493		55030	
86 SWITZRLND		19671		349483	
245 BULGARIA				672	
246 CZECHO S		1189		19766	
258 GERMANY E				187	
262 HUNGARY		929		6315	
277 POLAND		894		18622	
279 ROUMANIA				821	
287 U S S R		305		25662	
288 YUGO SLAV		173		5369	
316 CYPRUS		14		53	
329 B M E NES		71		1042	
344 ETHIOPIA		85		851	
347 IRAN		45		2839	
352 IRAQ		300		2022	
355 ISRAEL		6089		134649	
358 JORDAN		148		1748	
363 LEBANON		1025		8887	
366 LIBYA				1164	
369 SAUD ARAB				36	
374 SOMALIA				80	
382 TURKEY		633		3764	

IMPORTS BY COMMODITIES AND COUNTRIES

Commodity and Country	DECEMBER 1961		JANUARY TO DECEMBER 1961		Class Number
	Quantity	Value (\$)	Quantity	Value (\$)	
385 UAR EGYPT		10276		136216	
386 UAR SYRIA		223		2487	
414 GHANA				617	
415 KENYA		172		4129	
418 NIGERIA		435		2263	
422 RHOD NYAS		197		770	
425 TANGANYKA				30	
427 UN SO AFR		1764		7902	
429 B AFR NES		52		15351	
443 ALGERIA				293	
449 CONGO		3235		21677	
454 FR EQ AFR				568	
468 LIBERIA				100	
473 MOROCCO		720		7313	
484 SPAN AFR				623	
487 TUNISIA				143	
513 CEYLON		502		1554	
516 HONG KONG		22425		284363	
519 INDIA		4870		46324	
524 MALAYA		597		7063	
527 PAKISTAN		47		5429	
556 INDONESIA				218	
559 JAPAN		18790		323107	
564 KOREA				263	
567 PHIL		64		221	
578 TAIWAN				4262	
583 THAILAND				1652	
586 VIET NAM				3283	
614 AUSTRALIA		230		56566	
617 FIJI		2735		4640	
622 NEW ZEAL		205		14824	
654 FR NE OCE		1113		2741	
716 B GUIANA		415		3092	
744 ARGENTINA		163		14608	
747 BOLIVIA		1120		1120	
752 BRAZIL		103		27662	
755 CHILE		2100		2899	
758 COLOMBIA		214		3505	
763 ECUADOR		602		910	
769 PARAGUAY				49	
774 PERU		1350		13591	
777 SURINAM				152	
782 URUGUAY		27		377	
785 VENEZUELA		976		10087	
813 BAHAMAS		17229		229385	
815 BERMUDA		18235		348777	
822 BARBADOS		9678		120131	
824 JAMAICA		22242		311598	
826 LEEW WIND		1528		6739	
828 TRINIDAD		1008		22494	
845 C RICA		19		376	
848 CUBA		356		4547	
855 DOM REP				513	
857 EL SALVD		40		40	
862 FR W IND		229		1392	
864 GUATEMALA		615		3812	
867 HAITI		1575		31941	
869 HONDURAS				217	
874 MEXICO		29840		505180	
876 NETH ANT		1256		20333	
879 NICARAGUA				153	
883 PANAMA		297		5957	
886 P RICO		1042		41220	
887 VIRGIN IS		641		15234	
949 GREENLAND		484		8192	
954 ST PIERRE		125		59343	
990 U STATES		3243123		59629583	
IMPORTS FOR EXHIB		4068711		71925261	
COMPETITION					9988
1 U KINGDOM		17955		623364	
54 FRANCE				29757	
55 GERMANY W		6500		29307	
67 ITALY				72164	
73 NETHRLNDS				69674	
85 SWEDEN				1500	
86 SWITZRLND				2225	
277 POLAND				23825	
288 YUGO SLAV				47000	
427 UN SO AFR				2550	
516 HONG KONG				2450	
614 AUSTRALIA				1520	
752 BRAZIL				7245	
774 PERU		2120		3120	
815 BERMUDA				5000	
828 TRINIDAD				5730	
848 CUBA				500	
874 MEXICO		500		328565	
883 PANAMA				811	
990 U STATES		493174		10613439	
MOTION PICT FILM		520249		11869746	
NOT SOLD EXP	FT				9990
1 U KINGDOM		57113	3156	621981	
54 FRANCE		24060	1493	1414940	
55 GERMANY W				7200	
67 ITALY				5000	
246 CZECHO S				16844	
				53380	
				83716	
				576	
				638	
				1348	

IMPORTS BY COMMODITIES AND COUNTRIES

Commodity and Country	DECEMBER 1961		JANUARY TO DECEMBER 1961		Class Number
	Quantity	Value (\$)	Quantity	Value (\$)	
279 ROUMANIA			10 450	8 36	
355 ISRAEL			29 400	3 418	
385 UAR EGYPT			29 3219	25 570	
449 CONGO			4 443 46	25 500	
519 INOIA			3 000	5 00	
559 JAPAN			4 645	25 86	
614 AUSTRALIA			6 4622	5 326	
622 NEW ZEAL			2 200	1 76	
752 BRAZIL			2 900	6 54	
782 URUGUAY			3 064	12 00	
785 VENEZUELA			28 000	10 25	
815 BERMUOA			16 979	8 00	
822 BARBAOOS			25 500	21 40	
848 CUBA			10 000	8 00	
862 FR W IND			6 000	4 80	
867 HAITI			25 100	20 08	
874 MEXICO			5 00	6 40	
886 P RICO			9 6072	3 966	
954 ST PIERRE	7 500	6 00	13 6988	10 658	
990 U STATES	589 630	51 291	16 993 610	14 535 25	
	678 303	56 540	20 262 560	16 814 66	
PHOTO FILM PLATES NOT SOLO EXP					9 992
1 U KINGOOM		1 000		6 758	
54 FRANCE				3 671	
55 GERMANY W		4 99		4 99	
385 UAR EGYPT				7 050	
527 PAKISTAN				16 40	
614 AUSTRALIA		3 50		5 606	
815 BERMUDA				50	
824 JAMAICA				8 10	
867 HAITI				5 22	
990 U STATES		9 585		10 6455	
		11 434		133 061	

Value, Price and Volume Indexes of Imports

The following table gives index numbers of the declared (statistical) value of imports by months, and of the unit value (price) and volume of these imports. The value index expresses the value of imports in a given month as a percentage of the monthly average in the base year. The price index is of the fixed-weight aggregative (Laspeyres) type, and combines unit values calculated from the monthly import statistics with specified wholesale or other price quotations. These latter quotations are used where inadequate quantity reporting or insufficiently homogeneous items in the trade statistics prevent the obtaining of sufficiently representative unit value series. The volume index is derived by dividing the value index by the corresponding price index, and is, therefore, of the currently-weighted (Paasche) type. These indexes are computed with 1948 as an interim reference base pending conversion to the Bureau's official post-war reference base (1949).

In computing the price index certain adjustments were made to the regular grouping of commodities used in the trade statistics, and all three indexes are presented on the basis of these adjusted groups. The chief adjustments are as follows: the two groups "agricultural and vegetable products" and "animals and animal products" have been combined into one group now titled "agricultural and animal products"; the sub-group "rubber and its products" (1678-1732) and the item "advertising matter" (4291) have been transferred to the "miscellaneous products" group; three "ships" items (9155-57) have been transferred to the "iron and steel and their products" group; and a few other adjustments designed to improve group classification by component material have been made. Beginning with statistics for January, 1960, the trade totals used for the purpose of all three indexes are also adjusted for "Special Transactions - Non-Trade" as described in the blue pages of the January, 1960, issue of this report. It should be noted that the item "arms, etc., British or N.A.T.O. countries" (9196) was already being deducted for index purposes from the "miscellaneous products" group and from the grand total prior to January, 1960.

These indexes are currently computed from the original data for months, quarters and calendar years. Approximate indexes for other periods may be obtained by averaging the monthly values. Although such indexes will be less accurate than would result from a separate computation based on the original data, the margin of error is insufficient to necessitate a lengthy separate computation.

A complete record of these series by months for the post-war period is published in issues of Volume I of the annual report "Trade of Canada". Some additional commodity information appears in issues of the "Review of Foreign Trade". Details of the computation of the price indexes are given in D.B.S. Reference Paper, No. 8, 1950, titled "Export and Import Price Indexes by Months, July, 1945-June, 1950 (1948 = 100)".

MONTHLY INDEX NUMBERS OF DECLARED VALUES, PRICES AND PHYSICAL VOLUME OF IMPORTS, BY GROUPS

Interim base, 1948 = 100


Month	Total			Agricultural and Animal Products			Fibres and Textiles			Wood Products and Paper			
	1959	1960	1961	1959	1960	1961	1959	1960	1961	1959	1960	1961	
INDEX OF DECLARED VALUES													
1	January	184.8	183.1	197.6	152.9	130.7	151.7	111.3	122.2	129.3	316.5	321.1	363.0
2	February	174.9	207.5	181.1	132.4	149.5	149.9	109.8	135.8	117.6	355.3	396.2	359.0
3	March	198.3	217.2	211.1	151.0	159.5	177.5	112.6	136.0	148.0	344.2	385.9	371.4
4	April	237.2	218.6	201.1	186.8	187.0	169.2	136.0	126.6	118.4	374.9	347.8	336.2
5	May	231.9	236.5	251.8	216.4	215.7	240.5	131.5	121.7	138.3	356.4	384.4	395.0
6	June	234.9	223.0	227.4	191.5	193.8	215.8	126.0	127.1	120.5	384.0	382.9	410.4
7	July	219.3	194.2	210.9	175.3	161.9	183.0	119.7	123.0	111.8	350.2	332.4	393.7
8	August	195.9	203.7	225.4	168.5	178.4	189.6	115.4	129.2	144.5	406.0	368.9	433.5
9	September	205.6	195.9	213.1	189.1	167.0	194.9	119.3	107.0	138.0	421.7	370.8	407.2
10	October	220.2	205.0	254.4	200.5	200.1	239.4	120.0	112.1	149.2	423.5	380.1	444.3
11	November	220.1	235.3	260.4 ^r	224.1	248.8	253.7	129.6	130.5	146.7 ^r	391.4	374.0	437.9
12	December	201.9	197.1	217.0	198.3	208.5	217.6	119.6	110.5	122.9	353.7	322.6	363.0
AI	Annual Index	210.4	209.8	220.4	182.2	183.4	198.6	120.9	124.6	129.8	373.1	363.9	392.9
INDEX OF PRICES													
1	January	114.9	114.8	118.1	91.4	88.8	94.0	83.7	87.6	93.8	140.0	139.9	144.6
2	February	115.8	114.7	118.3	91.2	88.9	95.0	83.8	87.2	94.0	140.5	140.0	144.9
3	March	115.7	114.1	117.8	93.7	89.8	95.0	83.4	87.3	94.3	140.2	140.4	144.4
4	April	115.0	116.1	118.1	92.4	91.6	96.2	79.9	86.3	93.0	140.0	141.3	145.3
5	May	114.7	116.8	118.1	93.4	90.4	96.2	80.6	87.2	91.8	139.7	142.4	144.2
6	June	114.7	118.1	118.8	93.4	93.0	97.1	81.0	87.6	91.1	139.6	142.6	144.6
7	July	114.2	117.6	120.9	91.7	91.3	96.3	80.5	88.6	89.8	139.7	142.9	144.7
8	August	114.1	116.6	121.2	91.1	92.0	95.8	82.3	88.5	91.9	139.5	143.1	144.6
9	September	113.8	117.0	121.5	92.5	92.7	94.6	82.6	88.9	93.2	139.3	143.1	144.4
10	October	113.5	116.8	121.5	93.2	94.1	95.5	81.7	89.7	96.1	138.8	143.5	144.3
11	November	113.5	116.0	121.2 ^r	90.4	92.9	94.8 ^r	83.4	89.8	91.7 ^r	139.2	143.4	146.2
12	December	114.2	116.5	122.6	89.1	92.3	94.6	85.5	91.4	93.6	139.4	143.9	146.5
AI	Annual Index	114.4	116.1	119.8	91.3	91.1	95.4	82.3	88.0	92.9	139.7	142.2	144.9
INDEX OF PHYSICAL VOLUME													
1	January	160.8	159.5	167.3	167.3	147.2	161.4	133.0	139.5	137.8	226.1	229.5	251.0
2	February	151.0	180.9	153.1	145.2	168.2	157.8	131.0	155.7	125.1	252.9	283.0	247.8
3	March	171.4	190.4	179.2	161.2	177.6	186.8	135.0	155.8	156.9	245.5	274.9	257.2
4	April	206.3	188.3	170.3	202.2	204.1	175.9	170.2	146.7	127.3	267.8	246.1	231.4
5	May	202.2	202.5	213.2	231.7	238.6	250.0	163.2	139.6	150.7	255.1	269.9	273.9
6	June	204.8	188.8	191.4	205.0	208.4	222.2	155.6	145.1	132.3	275.1	268.5	283.8
7	July	192.0	165.1	174.4	191.2	177.3	190.0	148.7	138.8	124.5	250.7	232.6	272.1
8	August	171.7	174.7	186.0	185.0	193.9	197.9	140.2	146.0	157.2	291.0	257.8	299.8
9	September	180.7	167.4	175.4	204.4	180.2	206.0	144.4	120.4	148.1	302.7	259.1	282.0
10	October	194.0	175.5	209.4	215.1	212.6	250.7	146.9	125.0	155.3	305.1	264.9	307.9
11	November	193.9	202.8	214.9 ^r	247.9	267.8	267.6 ^r	155.4	145.3	160.0 ^r	271.1	260.8	299.5
12	December	176.8	169.2	177.0	222.6	225.9	230.0	139.9	120.9	131.3	253.7	224.2	247.8
AI	Annual Index	183.9	180.7	184.0	199.6	201.3	208.2	146.9	141.6	139.7	267.1	255.9	271.2

^r Revised figures.

MONTHLY INDEX NUMBERS OF DECLARED VALUES, PRICES AND PHYSICAL VOLUME OF IMPORTS, BY GROUPS

Interim base, 1948 = 100

Iron and Steel and their Products			Non-Ferrous Metals and their Products			Non-Metallic Minerals and their Products			Chemicals and Fertilizers			Miscellaneous Products			
1959	1960	1961	1959	1960	1961	1959	1960	1961	1959	1960	1961	1959	1960	1961	
INDEX OF DECLARED VALUES															
238.0	249.6	231.7	249.7	265.1	319.4	104.8	93.6	100.1	225.1	230.1	255.2	254.3	307.7	482.8	1
220.7	281.5	215.1	245.9	300.4	257.7	94.9	91.8	89.9	240.6	253.7	257.0	333.5	416.5	409.1	2
264.7	300.3	264.9	288.1	323.9	291.3	100.3	97.3	86.2	280.8	284.5	348.5	367.4	389.2	430.1	3
331.1	296.2	248.0	327.5	295.6	282.7	102.0	89.9	96.3	297.6	299.1	294.9	489.9	457.4	469.0	4
313.7	312.5	315.5	286.0	331.0	362.1	115.3	111.8	124.0	304.4	322.2	351.9	398.6	421.7	501.5	5
325.2	289.9	277.7	341.2	303.5	325.1	112.5	115.1	110.1	308.2	322.3	334.9	410.8	395.1	478.3	6
298.4	239.8	253.9	301.2	271.0	331.4	122.4	113.2	108.8	260.6	256.7	300.9	390.6	363.8	453.7	7
217.3	221.7	254.6	375.1	339.6	322.5	121.3	131.3	130.3	255.6	287.1	312.8	330.8	382.0	509.7	8
233.7	219.0	234.8	316.3	317.8	331.8	131.9	126.8	125.6	264.2	288.2	299.1	357.9	381.0	421.1	9
260.6	237.1	278.1	340.1	311.1	400.0	132.8	114.6	135.5	310.0	294.1	357.1	377.1	393.3	620.9	10
249.1	267.1	281.8	326.8	341.2	423.6	131.3	129.2	134.4	313.4	328.3	376.4	382.1	489.8	646.1	11
242.8	219.8	245.9	288.7	266.5	319.4	119.0	105.9	113.2	248.5	266.5	276.9	343.4	468.2	520.6	12
266.3	261.2	258.5	307.2	305.6	330.6	115.7	110.0	111.9	275.7	286.1	313.8	377.4	405.5	495.4	AI
INDEX OF PRICES															
144.9	144.7	150.1	134.2	136.7	141.3	103.4	99.1	98.9	112.6	110.0	113.9	111.0	125.1	116.0	1
147.1	144.2	149.9	135.2	137.3	139.8	104.4	98.9	100.1	111.1	110.0	113.9	111.7	125.9	115.2	2
146.1	144.1	149.7	135.2	136.9	136.5	103.4	96.3	99.6	111.2	109.6	113.8	112.4	125.0	111.9	3
145.2	145.9	150.0	135.1	138.3	138.6	104.8	100.8	100.2	111.8	111.0	113.8	111.6	126.2	110.1	4
144.7	147.8	149.5	135.1	139.6	138.7	102.3	100.5	101.4	112.4	111.7	113.9	113.8	128.6	110.2	5
143.8	148.7	152.3	134.7	139.8	139.7	103.2	102.1	99.6	110.9	112.2	114.6	114.7	131.8	113.5	6
143.5	148.1	156.7	135.4	137.8	144.4	101.9	101.5	101.9	111.2	113.5	119.2	118.0	132.0	114.5	7
143.2	146.4	156.3	135.1	138.0	146.7	101.6	99.2	102.2	110.9	113.3	120.5	118.1	130.7	114.4	8
142.8	146.8	156.2	134.5	137.6	145.4	99.6	100.8	103.9	111.4	112.8	118.8	118.8	127.0	115.9	9
142.4	147.5	156.0	134.9	139.5	143.1	98.6	98.3	102.2	109.6	113.4	118.6	119.6	121.3	116.8	10
143.4	146.2	156.8	135.3	138.2	144.0	98.2	98.0	102.1	110.0	112.3	118.3	120.2	120.1	118.8	11
143.6	148.3	157.9	135.6	138.6	148.6	99.7	97.4	104.4	109.9	113.5	119.7	122.5	117.1	118.3	12
144.2	146.5	153.5	135.1	138.3	142.2	101.8	99.1	101.4	110.9	111.9	116.6	116.3	125.7	114.6	AI
INDEX OF PHYSICAL VOLUME															
164.3	172.5	154.4	186.1	193.9	226.0	101.4	94.5	101.2	199.9	209.2	224.1	229.1	246.0	416.2	1
150.0	195.2	143.5	181.9	218.8	184.3	90.9	92.8	89.8	216.6	230.6	225.6	298.6	330.8	355.1	2
181.2	208.4	177.0	213.1	236.6	213.4	97.0	101.0	86.5	252.5	259.6	306.2	326.9	311.4	384.4	3
228.0	203.0	165.3	242.4	213.7	204.0	97.3	89.2	96.1	266.2	269.5	259.1	439.0	362.4	426.0	4
216.8	211.4	211.0	211.7	237.1	261.1	112.7	111.2	122.3	270.8	288.5	309.0	350.3	327.9	455.1	5
226.1	195.0	182.3	253.3	217.1	232.3	109.0	112.7	110.5	277.9	287.3	292.2	358.2	299.8	421.4	6
207.9	161.9	162.0	222.5	196.7	229.5	120.1	111.5	106.8	234.4	226.2	252.4	331.0	275.6	396.2	7
151.7	151.4	162.9	277.6	246.1	219.8	119.4	132.4	127.5	230.5	253.4	259.6	280.1	292.3	445.5	8
163.7	149.2	150.3	235.2	231.0	228.2	132.4	125.8	120.9	237.2	255.5	251.8	301.3	300.0	363.3	9
183.0	160.7	178.3	252.1	223.0	279.5	134.7	116.6	132.6	282.8	259.3	301.1	315.3	324.2	531.6	10
173.7	182.7	179.7	241.5	246.9	294.2	133.7	131.8	131.6	284.9	292.3	318.2	317.9	407.8	543.9	11
169.1	148.2	155.7	212.9	192.3	214.9	119.4	108.7	108.4	226.1	234.8	231.3	280.3	399.8	440.1	12
184.7	178.3	168.4	227.4	221.0	232.5	113.7	111.0	110.4	248.6	255.7	269.1	324.5	322.6	432.3	AI



STATISTICS CANADA LIBRARY
BIBLIOTHÈQUE STATISTIQUE CANADA



1010492920



