

DEPARTMENT OF TRADE AND COMMERCE  
DOMINION BUREAU OF STATISTICS  
EXTERNAL TRADE BRANCH

---

## TRADE OF CANADA


IMPORTS ENTERED FOR CONSUMPTION

NOVEMBER 1945

AND


ELEVEN MONTHS ENDED NOVEMBER 1945

Published by Authority of the Hon. James A. MacKinnon, M. P.,  
Minister of Trade and Commerce.



CANADA  
1946

Price 25 cents



IMPORTS INTO CANADA FOR CONSUMPTION

Changes affecting Previous Reports 1945  
Cumulative Totals adjusted in November Report Import  
List No. 8


---

MONTH OF SEPTEMBER 1945

Class Number

4197 - Deduct from United States....	15,142 lb.	\$ 1,008
4195 - Add to United States....	15,142 lb.	\$ 1,008

---





## TABLE OF CONTENTS

	Page
EXPLANATORY NOTES.....	2
KEY TO ABBREVIATIONS OF COUNTRIES.....	3
<b>SUMMARY TABLES:-</b>	
Imports into Canada for Consumption, by Countries.....	4
Imports into Canada for Consumption, by Main Groups.....	6
<b>DETAILED TABLES:-</b>	
<b>Imports for Consumption, by Articles and Countries:-</b>	
<b>Agricultural and Vegetable Products (except Chemicals, Fibres and Wood):-</b>	<b>Class Number</b>
A - Mainly Food.....	1 to 369
B - Other Than Food.....	1501 to 1846
Animals and Animal Products (except Chemicals and Fibres)....	2001 to 2348
Fibres, Textiles and Textile Products.....	3001 to 3574
Wood, Wood Products and Paper.....	4002 to 4311
Iron and Its Products.....	5001 to 5727
Non-Ferrous Metals and Their Products (except Gold).....	6001 to 6256
Non-Metallic Minerals and Their Products (except Chemicals)..	7001 to 7302
Chemicals and Allied Products.....	8001 to 8433
Miscellaneous Commodities.....	9000 to 9274

1. In all the tables of imports in this Report, the quantities and values are based upon the declarations of importers (import entries), as subsequently checked by Customs officials.

2. Weight, where shown is the net weight of the goods, that is, it excludes the weight of the covers or receptacles, except in cases of certain goods, as provided in the Customs Tariff.

3. The expression "ton" means 2,000 pounds, and "cwt." 100 pounds, avoirdupois. Where other units of quantity are used, Imperial standards apply.

4. In this Report are trade items such as "Washing machines and parts" and "Internal combustion engines and parts", etc., etc., which show both quantities and values. In the item "Washing machines and parts" the quantity represents the number of "Complete washing machines" only, while the value represents not only the value of the specified number of complete washing machines but also the value of all kinds of "Parts" of washing machines; therefore, in this item, and in similar items, the average value per unit cannot be ascertained.

5. "Imports" means "Imports entered for Consumption". "Entered for Consumption" does not imply that the goods have been actually consumed in Canada, but that they have passed into the custody of the importer and that duty has been paid on the dutiable portion.

6. Under the main provisions of the law, the value of merchandise imported into Canada is the fair market value or price thereof when sold for home consumption in the principal markets of the country from which, and at the same time when, said merchandise was exported directly to Canada; but the value shall not be less than the actual cost of production at the time of shipment plus a reasonable advance for cost of selling, and profit. (See Sections 35 to 45 of the Customs Act.)

7. For Customs entry purposes, the value of the imports, which is in the currency of the country from which goods are imported, is converted to Canadian dollars at authorized exchange ratios. (See Section 55 of the Customs Act and Orders in Council respecting currency valuations.)

8. Imports into Canada are classified as received from the countries whence they were consigned to Canada. The countries of consignment are the countries from which the goods have come, without interruption of transit, except in the course of transshipment or transfer from one conveyance to another. The countries whence goods are consigned are not necessarily the countries of actual origin, since goods produced in one country may be purchased by a firm in another country and thence despatched, after a longer or shorter interval, to Canada. In such cases the second country would be the country of consignment to which the goods would be credited. An example is the case of tea grown in the Orient but purchased in the bonded market in London, England; Canadian statistics record such imports as coming from the United Kingdom.

9. The initials "N.O.P." mean "not otherwise provided for".

10. Throughout this Report figures are subject to revision.

U Kingdom.....	United Kingdom	Fr Oceania.....	French Oceania
Eire.....	Eire	Fr W Ind.....	French West Indies
Aden.....	Aden	Madagascar.....	Madagascar
B E Afr.....	British East Africa	St Pierre.....	Miquelon and St. Pierre
B S Afr.....	British South Africa	Germany.....	Germany
S Rhod.....	Southern Rhodesia	Greece.....	Greece
Gambia.....	Gambia	Guatemala.....	Guatemala
G Coast.....	Gold Coast	Hayti.....	Hayti
Nigeria.....	Nigeria	Honduras.....	Honduras
S Leone.....	Sierra Leone	Hungary.....	Hungary
B W A Other...	British West Africa, other	Iceland.....	Iceland
Bermuda.....	Bermuda	Iraq.....	Iraq
B India.....	British India	Italy.....	Italy
Ceylon.....	Ceylon	Tripoli.....	Tripoli
Straits.....	British Straits Settlements	Ital Afr.....	Italian Africa, other
B E I Other...	British East Indies, other	Japan.....	Japan
B Guiana.....	British Guiana	Korea.....	Korea
B Hond.....	British Honduras	Latvia.....	Latvia
B Sudan.....	British Sudan	Liberia.....	Liberia
Barbados.....	Barbados	Lithuania.....	Lithuania
Jamaica.....	Jamaica	Mexico.....	Mexico
Trinidad.....	Trinidad and Tobago	Morocco.....	Morocco
B W I Other...	British West Indies, other	Nethrlnds.....	Netherlands
Falkland.....	Falkland Islands	Neth E I.....	Netherlands East Indies
Gibraltar.....	Gibraltar	Neth Gui.....	Netherlands Guiana
Hong Kong.....	Hong Kong	Neth W I.....	Netherlands West Indies
Malta.....	Malta	Nicaragua.....	Nicaragua
Nfld.....	Newfoundland	Norway.....	Norway
Australia.....	Australia	Panama.....	Panama
Fiji.....	Fiji	Paraguay.....	Paraguay
New Zeal.....	New Zealand	Persia.....	Persia
B Oceania.....	British Oceania, other	Peru.....	Peru
Palestine.....	Palestine	Poland.....	Poland
Burma.....	Burma	Portugal.....	Portugal
Abyssinia.....	Abyssinia	Azores.....	Azores and Madeira
Afghan.....	Afghanistan	Port Afr.....	Portuguese Africa
Albania.....	Albania	Port Asia.....	Portuguese Asia
Argentina.....	Argentina	Rumania.....	Rumania
Austria.....	Austria	Russia.....	Russia (U.S.S.R.)
Belgium.....	Belgium	Salvador.....	Salvador
Bel Congo.....	Belgian Congo	San Dom.....	San Domingo (Dominican Republic)
Bolivia.....	Bolivia	Siam.....	Siam
Brazil.....	Brazil	Spain.....	Spain
Bulgaria.....	Bulgaria	Canary Is.....	Canary Islands
Chile.....	Chile	Span Afr.....	Spanish Africa
China.....	China	Sweden.....	Sweden
Colombia.....	Colombia	Switzrlnd.....	Switzerland
C Rica.....	Costa Rica	Syria.....	Syria
Cuba.....	Cuba	Turkey.....	Turkey
Czecho S.....	Czecho-Slovakia	Alaska.....	Alaska
Denmark.....	Denmark	Virgin Is.....	American Virgin Islands
Greenland.....	Greenland	Guam.....	Guam
Ecuador.....	Ecuador	Hawaii.....	Hawaii
Egypt.....	Egypt	Phil.....	Philippine Islands
Estonia.....	Estonia	P Rico.....	Puerto Rico
Finland.....	Finland	Uruguay.....	Uruguay
France.....	France	Venezuela.....	Venezuela
Fr Africa.....	French Africa	Yugo Slav.....	Yugoslavia
Fr E Ind.....	French East Indies	U States.....	United States
Fr Guiana.....	French Guiana		



Countries	Month of November		Eleven Months ended November	
	1944	1945	1944	1945
	\$	\$	\$	\$
<b>British Empire</b>				
United Kingdom.....	11,136,744	14,826,406	101,203,508	125,662,679
Ireland (Eire).....	120	-	3,061	7,030
Aden.....	-	-	3,340	1,790
<b>Africa -</b>				
British East.....	196,730	129,973	1,026,694	1,510,546
British South.....	454,088	1,142,641	4,685,543	7,380,827
Southern Rhodesia.....	35,777	9,617	303,175	530,101
<b>British West -</b>				
Gold Coast.....	459,336	518,679	1,747,368	6,291,158
Nigeria.....	102,975	80,718	2,321,468	3,291,804
Sierra Leone.....	-	-	-	7,968
Bermuda.....	9,533	3,346	487,955	93,959
<b>British East Indies -</b>				
British India.....	2,517,349	2,576,776	26,802,262	29,700,082
Ceylon.....	613,824	697	4,262,041	5,682,322
British Guiana.....	345,996	338,724	6,994,339	9,236,457
British Honduras.....	-	149,673	270,926	449,949
British Sudan.....	-	8,574	33,704	64,859
<b>British West Indies -</b>				
Barbados.....	605,074	192,675	7,729,453	5,388,018
Jamaica.....	493,273	1,428,217	12,094,164	8,108,593
Trinidad and Tobago.....	27,315	309,790	963,408	3,025,550
Other British West Indies.....	104,473	75,103	1,057,949	703,603
Falkland Islands.....	-	-	243,257	424,458
Malta.....	478	134	568	18,187
Newfoundland.....	1,003,610	2,555,997	8,801,068	15,447,839
<b>Oceania -</b>				
Australia.....	355,563	2,809,525	10,813,968	16,688,692
Fiji.....	416,862	283,067	2,992,204	1,607,300
New Zealand.....	206,361	762,692	7,919,644	8,389,382
Other British Oceania.....	-	-	228,957	409,374
Palestine.....	41,386	29,354	559,240	369,903
<b>Total British Empire.....</b>	<b>19,126,867</b>	<b>28,232,378</b>	<b>203,549,264</b>	<b>250,492,430</b>
<b>Foreign Countries</b>				
Abyssinia.....	-	-	-	1,789
Afghanistan.....	-	637,570	40,654	1,118,920
Argentina.....	547,782	493,850	8,871,382	6,977,864
Belgium.....	-	66,064	-	270,058
Belgian Congo.....	13,719	5,992	791,700	164,197
Bolivia.....	4,928	-	13,884	25,428
Brazil.....	566,655	1,823,254	6,890,514	6,905,495
Chile.....	100,170	10,499	695,892	534,017
China.....	-	-	1,892	239
Colombia.....	1,093,547	555,117	12,790,167	10,681,786
Costa Rica.....	27,047	7,080	1,327,812	590,195
Cuba.....	259,759	218,434	4,061,068	6,589,141
Denmark.....	-	-	-	400
Greenland.....	-	47,068	127,996	270,915
Ecuador.....	186,468	10,763	560,044	1,959,251
Egypt.....	26,373	44,867	169,640	195,177
France.....	402	106,384	8,051	165,291
French Africa.....	-	81,202	14,351	211,935
French East Indies.....	-	-	3,780	-
French Oceania.....	714	12,000	8,157	42,895
French West Indies.....	37,008	55	87,452	94,067
Madagascar.....	-	4,608	79,510	110,810
St. Pierre and Miquelon.....	700	98	11,386	9,946

Countries	Month of November		Eleven Months ended November	
	1944	1945	1944	1945
	\$	\$	\$	\$
<b>Foreign Countries (concluded)</b>				
Germany.....	-	430	-	1,880
Greece.....	-	1,032	-	1,706
Guatemala.....	11,066	106,099	2,657,626	1,646,487
Hayti (Republic of).....	14,395	15,544	2,075,151	503,923
Honduras.....	193,268	517,951	1,117,979	7,481,521
Iceland.....	-	343	23,675	30,372
Iraq.....	-	-	-	970,270
Italy.....	-	20	207	508
Italian Africa, Other.....	-	663	-	663
Liberia.....	-	5,806	5,235	12,366
Mexico.....	987,729	992,500	11,901,859	12,362,866
Morocco.....	-	2,042	-	109,047
Netherlands.....	4,460	40,888	47,075	361,822
Netherlands East Indies.....	1,062	7,343	21,828	17,818
Netherlands Gulana.....	58,953	-	1,097,988	-
Netherlands West Indies.....	-	22,092	508,016	830,350
Nicaragua.....	-	327	1,303	610
Norway.....	-	16,777	-	635,878
Panama.....	1,655	-	5,671	33,698
Paraguay.....	4,926	51,538	208,133	213,653
Persia.....	-	133,143	26,876	343,371
Peru.....	3,674	5,469	92,725	148,059
Portugal.....	117,460	134,884	1,181,851	1,475,930
Azores and Madeira.....	4,476	14,553	46,499	53,015
Portuguese Africa.....	3,446	-	128,280	243,319
Russia (U.S.S.R.).....	117	186,667	16,032	1,625,563
Salvador.....	83,527	-	2,500,021	1,501,935
San Domingo.....	331,897	45,290	4,210,543	5,755,169
Spain.....	249,752	909,067	2,453,204	3,691,470
Sweden.....	-	374,857	24,414	934,901
Switzerland.....	77,302	1,439,884	3,872,417	7,161,833
Syria.....	2,097	1,781	25,834	17,705
Turkey.....	-	80,088	2,330	226,343
United States.....	116,087,395	103,283,097	1,344,281,292	1,112,511,624
Alaska.....	2,877	4,698	130,941	101,130
Hawaii.....	-	1,547	1,345	4,047
Philippine Islands.....	-	-	-	25
Puerto Rico.....	8,858	113	66,985	50,141
Uruguay.....	168	335	242,847	91,225
Venezuela.....	1,374,155	1,655,326	12,600,856	16,018,980
<b>Total Foreign Countries.....</b>	<b>122,489,987</b>	<b>114,177,099</b>	<b>1,428,132,370</b>	<b>1,214,091,039</b>
<b>Total Imports for Consumption...</b>	<b>141,616,854</b>	<b>142,409,477</b>	<b>1,631,681,634</b>	<b>1,464,583,469</b>

IMPORTS INTO CANADA FOR CONSUMPTION FROM ALL COUNTRIES, FROM THE UNITED KINGDOM  
AND FROM THE UNITED STATES, BY MAIN GROUPS (EXCLUDING GOLD)

Main Groups	Month of November		Eleven Months ended November	
	1944	1945	1944	1945
	\$	\$	\$	\$
<u>ALL COUNTRIES</u>				
Agricultural and Vegetable Products (except Chemicals, Fibres and Wood)...	15,219,654	22,088,111	196,628,594	212,451,434
Animals and Animal Products (except Chemicals and Fibres).....	3,411,403	6,158,650	32,535,539	41,474,367
Fibres, Textiles and Textile Products....	17,628,166	15,863,335	174,467,955	179,499,228
Wood, Wood Products and Paper.....	3,932,138	4,888,890	40,134,860	45,493,973
Iron and Its Products.....	30,926,084	29,077,949	398,600,793	357,683,276
Non-Ferrous Metals and Their Products....	7,602,234	7,130,835	99,382,843	93,305,908
Non-Metallic Minerals and Their Products (except Chemicals).....	24,682,406	22,840,298	252,855,229	244,774,756
Chemicals and Allied Products.....	6,654,252	6,757,266	74,961,737	73,123,268
Miscellaneous Commodities.....	31,560,517	27,604,143	362,114,084	216,777,259
Total.....	141,616,854	142,409,477	1,631,681,634	1,464,583,469
<u>UNITED KINGDOM</u>				
Agricultural and Vegetable Products (except Chemicals, Fibres and Wood)...	581,492	419,990	4,274,183	3,740,116
Animals and Animal Products (except Chemicals and Fibres).....	159,961	144,842	1,662,020	2,042,751
Fibres, Textiles and Textile Products....	3,774,671	1,820,736	41,862,727	42,449,920
Wood, Wood Products and Paper.....	122,250	79,088	1,241,709	1,257,498
Iron and Its Products.....	604,847	293,823	6,581,906	5,905,455
Non-Ferrous Metals and Their Products....	1,321,128	336,358	6,929,729	16,043,048
Non-Metallic Minerals and Their Products (except Chemicals).....	1,180,819	359,728	9,691,396	9,100,604
Chemicals and Allied Products.....	684,059	155,875	8,067,518	4,127,063
Miscellaneous Commodities.....	2,707,517	11,215,966	20,892,320	40,996,224
Total.....	11,136,744	14,826,406	101,203,508	125,662,679
<u>UNITED STATES</u>				
Agricultural and Vegetable Products (except Chemicals, Fibres and Wood)...	8,621,996	13,064,365	103,367,040	106,755,396
Animals and Animal Products (except Chemicals and Fibres).....	1,961,070	1,979,666	16,208,052	18,695,033
Fibres, Textiles and Textile Products....	11,236,498	9,880,111	98,297,448	99,635,788
Wood, Wood Products and Paper.....	3,729,882	4,571,873	38,043,490	42,578,506
Iron and Its Products.....	30,216,618	28,241,681	390,834,831	349,490,801
Non-Ferrous Metals and Their Products....	5,238,529	5,003,500	78,971,371	60,925,137
Non-Metallic Minerals and Their Products (except Chemicals).....	21,170,392	20,099,884	218,829,715	206,988,230
Chemicals and Allied Products.....	5,727,885	6,226,429	64,700,496	65,560,015
Miscellaneous Commodities.....	28,184,525	14,215,588	335,028,849	161,882,718
Total.....	116,087,395	103,283,097	1,344,281,292	1,112,511,624



Articles and Countries from which Imported	MONTH OF NOVEMBER 1945		ELEVEN MONTHS ENDED NOVEMBER 1945		Class Number		
	Quantities	Values (\$)	Quantities	Values (\$)			
<u>GROUP 1</u>							
<u>AGRICULTURAL PRODUCTS</u>							
<u>A MAINLY FOOD</u>							
APPLES FRESH	U STATES	BRL	49	387	8956	53752	1
			49	387	8956	53752	
APRICOTS QUINCES FRESH	U STATES	LB	2835	381	2803946	277945	2
			2835	381	2803946	277945	
BANANAS FRESH		STEM					3
	JAMAICA		185712	423405	1263423	2681034	
	COLOMBIA		1822	4133	107264	194346	
	C RICA				14354	50731	
	CUBA				68801	105944	
	FR W IND				49320	93971	
	GUATEMALA		38890	105156	129764	411038	
	HAYTI				24687	39053	
	HONDURAS		123698	517951	1688351	7482061	
	MEXICO		5347	12871	411225	801674	
	PANAMA				11113	32814	
	SAN DOM		700	1440	142527	305672	
	P RICO		15	86	340	2033	
	U STATES		5	29	25	126	
			356189	1065071	3911194	12200497	
CHERRIES FRESH	U STATES	LB			1309109	317347	4
					1309109	317347	
CRANBERRIES FRESH	U STATES	LB	840789	166868	1454931	284459	5
			840789	166868	1454931	284459	
GRAPE FRUIT FRESH		LB			144975	5281	6
	JAMAICA		45571	2514	83828	3995	
	BWI OTHER				37301	3162	
	CUBA						
	U STATES		10760563	392663	96374856	4259490	
			10806134	395177	96640960	4271928	
GRAPES FRESH		LB			10075	3355	7
	ARGENTINA				500	169	
	CHILE						
	U STATES		11897904	914804	48723959	3623491	
			11897904	914804	48734534	3627015	
GUAVAS MANGOES PLANTAINS FRESH	U STATES			12600		33046	8
				12600		33046	
LEMONS FRESH		BOX			475	1062	9
	JAMAICA		31585	188364	508448	2924184	
	U STATES		31585	188364	508923	2925246	
LIMES FRESH		BOX			7116	27069	10
	U STATES		265	774	7116	27069	
			265	774	7116	27069	
MUSKMELONS CANTALOUPE FRESH	U STATES	LB	52595	3246	13269105	683619	11
			52595	3246	13269105	683619	
MELONS FRESH N O P	U STATES	NO	212	25	1436671	735498	12
			212	25	1436671	735498	
ORANGES MANDARINES FRESH		CU FT			144	268	13
	BWI OTHER		144	268	144	268	
	U STATES		700133	1449072	10424646	23833310	
			700277	1449340	10424790	23833578	
PEACHES FRESH	U STATES	LB			23331056	1464096	14
					23331056	1464096	
PEARS FRESH		LB			114072	13877	15
	ARGENTINA						
	U STATES		4407380	291218	31315086	1968438	
			4407380	291218	31429158	1982315	
PINEAPPLES FRESH		CRATE			1414	6332	16
	BWI OTHER		6355	41462	83012	609383	
	CUBA				847	6327	
	MEXICO				1125	9343	
	P RICO		3	27	1836	13625	
	U STATES		127	732			
			6485	42221	88234	645010	
PLUMS OR PRUNES FRESH	U STATES	LB			17163442	1419984	17
					17163442	1419984	
RASPBERRIES BERRIES NOP FRESH	NFLD	LB	16000	2756	26800	4285	18
	U STATES				2559	450	
			16000	2756	29359	4735	
STRAWBERRIES FRESH	U STATES	LB			872864	221320	19
					872864	221320	
FRESH FRUITS N O P	U STATES			4730		23903	20
				4730		23903	
APPLES ORIED EVAPORATED	U STATES	LB			70	43	31
					70	43	
APRICOTS NECTARINES DRIED	U STATES	LB			196029	67514	32
					196029	67514	

## IMPORTS INTO CANADA FOR CONSUMPTION

Articles and Countries from which Imported	MONTH OF NOVEMBER 1945		ELEVEN MONTHS ENDED NOVEMBER 1945		Class Number
	Quantities	Values (\$)	Quantities	Values (\$)	
BANANAS DRIED OR EVAPORATED	LB				33
BRAZIL			6326	3184	
HONDURAS			1200	360	
U STATES			13	10	
			7539	3554	
CURRENTS DRIED	LB				34
AUSTRALIA			5601400	405112	
			5601400	405112	
DATES DRIED UNPITTED	LB				35
IN BULK			61	46	
U STATES	30	25			
	30	25	61	46	
DATES DRIED N O P	LB				36
IRAQ			12546170	970270	
MEXICO			50	83	
U STATES			120	73	
			12546340	970426	
FIGS DRIED	LB				37
TURKEY	48334	5341	151596	21388	
U STATES	289985	47767	1708651	240424	
	338319	53108	1860247	261812	
PEACHES DRIED	LB				38
U STATES			171750	36806	
			171750	36806	
PRUNES OR PLUMS DRIED UNPITTED	LB				39
U STATES			22806157	1152243	
			22806157	1152243	
PEARS DRIED	LB				40
U STATES			14025	3387	
			14025	3387	
RAISINS	LB				41
AUSTRALIA	1416472	163045	27866569	2321647	
U STATES	3378	209	31375321	1742863	
	1419850	163254	59241890	4064510	
FRUITS DRIED DESICCATED N O P	LB				42
JAMAICA	3847	231	42359	2690	
BWI OTHER			31980	1815	
U STATES	900	2740	2504	7252	
	4747	2971	76843	11757	
CERRIES SULPHURED OR IN BRINE	LB				51
U STATES	34000	9464	159000	39811	
	34000	9464	159000	39811	
OLIVES SULPHURED OR IN BRINE	GAL				52
CHILE			9909	29984	
PORTUGAL			975	853	
SPAIN	25573	49121	350115	689477	
U STATES	1020	3326	12765	32211	
	26593	52447	373764	752525	
LEMON ORANGE GRAPE FRUIT RINDS					53
CUBA				1815	
HAYTI		1198		96492	
P RICO				36480	
U STATES		.71		6198	
		1269		140985	
PEACHES AND APRICOTS	LB				54
IN CANS			408	72	
ALASKA			24468	1204	
U STATES			24876	1276	
PEARS IN CANS	LB				55
U STATES			3730	218	
			3730	218	
PINEAPPLE IN CANS	LB				56
BWI OTHER			21700	2119	
CUBA			313386	36991	
U STATES			4373	663	
			339459	39773	
FRUITS IN CANS N O P	LB				57
U STATES	230	46	24428	1214	
	230	46	24428	1214	
FRUITS NUTS PICKLED PRESERVED	GAL				60
JAMAICA			1032	1833	
CUBA			4000	2499	
HAYTI			125	100	
U STATES	751	2135	16671	37191	
	751	2135	21828	41623	
FRUIT PULP N O P	LB				61
CUBA	58344	7037	3372963	423112	
MEXICO	139260	20694	442477	60937	
U STATES	286415	32003	888235	95606	
	484019	59734	4703675	579655	
JELLIES JAMS MARMALADES	LB				62
U KINGDOM			2646	370	
JAMAICA			120	24	
U STATES	25	21	1986	523	
	25	21	4752	917	
GRAPE FRUIT OR ORANGE PULP	LB				63
JAMAICA			1072484	45255	
U STATES			53609	3484	
			1126093	48739	
MIXED FRUITS IN CANS	LB				64
U STATES			4184	792	
			4184	792	
PECTIN	LB				70
U STATES	16150	29935	35405	67372	
	16150	29935	35405	67372	
GRAPE JUICE OVER 1 GALLON	GAL				73
U STATES	5	56	494	1757	
	5	56	494	1757	



IMPORTS INTO CANADA FOR CONSUMPTION

Articles and Countries from which Imported	MONTH OF NOVEMBER 1945		ELEVEN MONTHS ENDED NOVEMBER 1945		Class Number
	Quantities	Values (\$)	Quantities	Values (\$)	
LIME JUICE NOT REFINED	GAL				74
BWI OTHER	33137	19465	134909	77601	
					75
FRUIT JUICES SPIRIT FORTIFIED	GAL				
U STATES			13	191	
			13	191	77
FRUIT JUICES N O P	GAL				
JAMAICA	3510	2457	34105	23764	
TRINIDAD			30	31	
U STATES	6090	6258	24976	25883	
	9600	8715	59111	49678	78
GRAPE FRUIT JUICE	GAL				
JAMAICA			140973	108778	
TRINIDAD			376195	292014	
U STATES			647840	329981	
			1165008	730773	79
PINEAPPLE JUICE	GAL				
U STATES	95	183	742	1149	
	95	183	742	1149	80
FRUIT SYRUPS CONCENTRATED JUICES	GAL				
JAMAICA			1247	3539	
U STATES	3009	16286	33899	224229	
	3009	16286	35146	227768	81
COCDANUTS	NO				
BWI OTHER			2500	75	
FIJI			480	27	
			2980	102	83
COCONUT DESICCATED	LB				
CEYLON	4420	630	670013	62917	
	4420	630	670013	62917	84
COPRA NOT PREPARED	LB				
CEYLON			16237648	629060	
FIJI	7772541	283067	26702098	969327	
S OCEANIA			8910312	409374	
	7772541	283067	51850058	2007761	91
ALMONDS NOT SHELLLED	LB				
MALTA			11000	1463	
PORTUGAL	6616	1507	77666	11821	
SPAIN	771684	164090	1753365	376775	
U STATES	7905	3160	9249	3870	
	786205	168757	1851280	393929	92
BRAZIL NUTS NOT SHELLLED	LB				
					93
FILBERTS HAZEL NOT SHELLLED	LB				
SPAIN	877422	217932	1612602	399949	
U STATES	6700	2676	8774	3428	
	884122	220608	1621376	403377	94
PEANUTS GREEN SHELLLED DR NOT	LB				
NIGERIA			15666629	585336	
INDIA			4760000	311084	
ARGENTINA			16146033	806155	
BRAZIL			165345	25695	
MEXICO	1089956	161069	10075895	1394037	
U STATES	4918336	783945	11753735	2055319	
	6008292	945014	58567637	5177626	95
PECANS NOT SHELLLED	LB				
U STATES	446829	156666	978064	334715	
	446829	156666	978064	334715	96
WALNUTS NOT SHELLLED	LB				
INDIA			168000	23114	
U STATES	712554	245260	1445763	469464	
	712554	245260	1613763	492578	97
OTHER NUTS NOT SHELLLED	LB				
AFGHAN			2688	753	
PERSIA			780	500	
TURKEY	760	504	760	504	
U STATES	5625	2697	18758	9781	
	6385	3201	22986	11538	101
ALMONDS SHELLLED	LB				
MOROCCO			7590	4718	
PORTUGAL	105029	55912	809841	442078	
SPAIN	413431	243876	830186	499345	
U STATES	10435	9350	13924	12737	
	528895	309138	1661541	958878	102
PEANUTS N O P	LB				
U STATES	445572	95039	1588128	340429	
	445572	95039	1588128	340429	103
WALNUTS SHELLLED	LB				
INDIA			313216	92339	
U STATES	3555	3320	5670	5344	
	3555	3320	318886	97683	104
OTHER NUTS SHELLLED	LB				
AFGHAN	100	105	1412	990	
PERSIA			50	53	
PORTUGAL	1100	705	5430	3545	
SPAIN	121775	65872	653313	350994	
TURKEY	119371	64161	310078	153165	
U STATES	788	858	47257	29525	
	243134	131701	1017540	538272	105
BRAZIL NUTS SHELLLED	LB				
SPAIN	660	525	660	525	
	660	525	660	525	106
CASHEW NUTS SHELLLED	LB				
INDIA			33100	21844	
U STATES	65310	54536	103935	90785	
	65310	54536	137035	112629	

Articles and Countries from which Imported		MONTH OF NOVEMBER 1945		ELEVEN MONTHS ENDED NOVEMBER 1945		Class Number
		Quantities	Values (\$)	Quantities	Values (\$)	
PECANS SHELLED	MEXICO U STATES	LB				107
		61740	50359	197887	136771	
		36520	34070	534900	477140	
		98260	84429	732787	613911	
ASPARAGUS FRESH	U STATES	LB		807049	101997	111
				807049	101997	
BEANS GREEN	U STATES	LB		4673679	487049	112
		534451	55636	4673679	487049	
BEETS FRESH N O P	U STATES	LB		7914106	159666	114
		3945228	28085	7914106	159666	
CABBAGE FRESH	U STATES	LB		40990086	928610	115
		500	17	40990086	928610	
CARROTS FRESH	BERMUDA U STATES	LB		90350	2711	116
		61585	1441	41958614	1255496	
		61585	1441	42048964	1258207	
CAULIFLOWER FRESH	U STATES	LB		3472713	154274	117
		132724	6371	3472713	154274	
CELERY FRESH	U STATES	LB		30074406	2105764	118
		303769	23474	30074406	2105764	
CUCUMBERS FRESH	CUBA U STATES	LB		1000	161	119
		329353	29568	2698660	209464	
		329353	29568	2699660	209625	
LETTUCE FRESH	CUBA U STATES	LB		850	56	120
		5318095	268777	52317810	2346238	
		5318095	268777	52318660	2346294	
MUSHROOMS TRUFFLES FRESH	CHILE U STATES	LB		3000	4981	121
		2000	3316	819	1679	
		2000	3316	3819	6660	
ONIONS FRESH	U STATES	LB		2328540	129152	122
		135588	13443	2328540	129152	
PEAS GREEN	MEXICO U STATES	LB		322657	23944	123
		6270	796	988359	89249	
		6270	796	1311016	113123	
POTATOES SWEET FRESH	U STATES	CWT		84868	449475	124
		18696	82676	84868	449475	
POTATOES FRESH N O P	U STATES	CWT		916602	2334906	125
		440212	998418	916602	2334906	
SPINACH FRESH	U STATES	LB		4701921	258755	126
		237545	14043	4701921	258755	
TOMATOES FRESH	JAMAICA BNI OTHER CUBA MEXICO U STATES	LB		183402	13500	127
		280387	32980	3498183	311293	
				50400	4859	
		2792046	295903	30164357	1888746	
		3072433	328883	41558209	3446111	
VEGETABLES FRESH N O P	ARGENTINA CHILE CUBA MEXICO U STATES	LB		65177	9300	128
				5241	1818	
				1206	612	
		478830	47728	75294	9077	
		478830	47728	5228576	491228	
MUSTARD LIQUID	U STATES		20		1028	131
			20		1028	
PASTES HASH N O P	SPAIN U STATES	LB		570	149	132
		240	200	1445	806	
		240	200	2015	955	
POTATOES DRIED DESICCATED		LB				133
VEGETABLES DRIED N O P	CUBA EGYPT U STATES	LB		542	603	134
		19054	5818	42549	13085	
		26734	7199	498516	63291	
		45788	13017	541607	76979	
ASPARAGUS IN CANS		LB				141
BEANS IN CANS	U STATES	LB		3324	143	142
				3324	143	
CORN IN CANS	U STATES	LB		2036	201	143
				2036	201	
MUSHROOMS AND TRUFFLES IN CANS		LB				144
PEAS IN CANS	U STATES	LB		1974	124	145
				1974	124	

Articles and Countries from which Imported	MONTH OF NOVEMBER 1945		ELEVEN MONTHS ENDED NOVEMBER 1945		Class Number
	Quantities	Values (\$)	Quantities	Values (\$)	
TOMATOES IN CANS	LB				146
ARGENTINA			3000	578	
BRAZIL			5904	1138	
U STATES	811125	92158	2560723	330526	
	811125	92158	2569627	332242	
VEGETABLES N O P IN CANS	LB				147
U STATES	496	63	3108	508	
	496	63	3108	508	
PIMENTOS IN CANS	LB				148
U STATES			625	208	
			625	208	
PICKLES	GAL				152
U KINGDOM			43	198	
BWI OTHER	4969	4970	18823	17535	
SPAIN	110	262	275	692	
U STATES	96748	26059	200347	185444	
	101827	31291	219488	203869	
SAUCES N O P AND CATSUPS	GAL				153
U KINGDOM			49	182	
AUSTRALIA	12657	21180	1316	3621	
U STATES	12657	21180	50768	68921	
			52133	72724	
SAUCES SOY	GAL				155
U STATES	1739	3695	16678	15224	
	1739	3695	16678	15224	
BARLEY BUCKWHEAT AND RYE	BUSH				161
U STATES	225	250	3453	4993	
	225	250	3453	4993	
BEANS SOYA	LB				162
U STATES	42294258	1758687	60325800	2538593	
	42294258	1758687	60325800	2538593	
BEANS N O P	LB				163
ARGENTINA			54360	3159	
MEXICO			13688	619	
U STATES	30345	4458	1120997	163392	
	30345	4458	1189045	167170	
INDIAN CORN	BUSH				167
U STATES	40952	73285	1549336	2428092	
	40952	73285	1549336	2428092	
OATS	BUSH				168
U STATES			1775	3326	
			1775	3326	
PEAS SPLIT	LB				169
U STATES	700	63	2960	291	
	700	63	2960	291	
PEAS N O P	LB				170
MEXICO			60110	16993	
PERU			1000	333	
U STATES	185309	31667	5448600	641715	
	185309	31667	5509710	659041	
RICE UNCLEANEU UNHULLEU PADUOY	CWT				171
U STATES	147569	578902	417145	1734055	
	147569	578902	417145	1734055	
RICE CLEANED	CWT				172
U STATES	12205	98579	49432	393924	
	12205	98579	49432	393924	
WHEAT	BUSH				174
U STATES	60	159	1981	4875	
	60	159	1981	4875	
BARLEY POT PEARL ROAST GROUND	LB				181
BRAN AND MILL FEEO	CWT				182
U STATES	1535	8951	20804	94747	
	1535	8951	20804	94747	
BUCKWHEAT MEAL OR FLOUR	CWT				183
U STATES			2	15	
			2	15	
CORN MEAL	BRL				184
U STATES	1042	9233	14634	135674	
	1042	9233	14634	135674	
HOMINY CRACKED OR DRIED CORN					185
U STATES		7075		152722	
		7075		152722	
MALT FLOUR	LB				187
U STATES	8000	555	43600	3046	
	8000	555	43600	3046	
OATMEAL AND ROLLEO OATS	LB				188
U STATES			200	30	
			200	30	
RICE STARCH FLOUR MEAL FEEO	LB				189
U STATES	684	82	3609	381	
	684	82	3609	381	
RYE FLOUR	BRL				191
U STATES			132	1127	
			132	1127	
BAGO AND CABSAVA FLOUR EDIBLE	LB				192
JAMAICA			163632	6330	
BRAZIL	88228	6464	177837	13819	
U STATES			1475	89	
	88228	6464	342944	20238	
SEMOLINA	BRL				193
WHEAT FLOUR	BRL				194
U STATES	16480	112891	31334	194271	
	16480	112891	31334	194271	



Articles and Countries from which Imported	MONTH OF NOVEMBER 1945		ELEVEN MONTHS ENDED NOVEMBER 1945		Class Number
	Quantities	Values (\$)	Quantities	Values (\$)	
BISCUITS AND BREAD DIABETIC U STATES		769		2412	201
		769		2412	
BISCUITS FROM UK 20CTS OR OVER LB					202
BISCUITS NOT SWEETENED N O P U KINGDOM	LB		700	63	203
NFLD U STATES	480	64	11921	1464	
	132027	15344	663212	85781	
	132507	15408	675833	87308	
BISCUITS SWEETENED N O P U STATES	LB				204
	32931	6709	210103	35582	
	32931	6709	210103	35582	
BREAD PASSOVER MATZO PRODUCTS U STATES				152343	205
				152343	
CEREAL FOODS 25 POUNDS OR LESS U STATES	LB				206
	35112	4685	87939	11754	
	35112	4685	87939	11754	
CEREAL FOODS PREPARED N O P U STATES		2464		17103	207
		2464		17103	
MACARONI AND VERMICELLI U STATES	LB		620	135	208
			620	135	
MILK FOODS N O P U STATES		2840		43379	209
		2840		43379	
ARROWROOT	LB				221
JAMAICA			94248	6195	
BWI OTHER	7000	774	142500	14721	
U STATES			13094	1370	
	7000	774	249842	22286	
MALT WHOLE CRUSHED OR GROUND CHILE U STATES	LB		729572	51885	224
	4307990	240855	21598718	1214829	
	4307990	240855	22328290	1266714	
SAGO AND TAPIOCA	LB		199005	15448	225
BRAZIL			199005	15448	
ALL OTHER BREADSTUFFS N O P U KINGDOM U STATES				168	226
		34131		400663	
		34131		400831	
COCOANUT OIL N O P EDIBLE	CWT				231
COTTON SEED OIL N O P EDIBLE BRAZIL U STATES	CWT		580	6916	233
		10	160	2599	
		10	740	9515	
OLIVE OIL N O P EDIBLE SPAIN U STATES	CWT	121	8694	752	234
		3	236	67	
		124	8930	819	
PEANUT OIL N O P EDIBLE U STATES	CWT		756	13793	235
			756	13793	
SOYA BEAN OIL N O P EDIBLE U STATES	CWT	4262	72249	32585	236
		4262	72249	32585	
CONFECTIONERY CHOCOLATE U STATES	LB	222	295	46601	241
		222	295	46601	
OTHER CONFECTIONS SWEETENED U STATES	LB	3124	911	11971	242
		3124	911	11971	
FRUITS PEELS CANNIED	LB				243
B S AFR	48384	9816	129024	19632	
BWI OTHER			2326	93	
CUBA			58800	8299	
U STATES	122	64	3204	1467	
	48506	9880	129354	29491	
GINGER PRESERVED U STATES	LB	24	21	24	244
		24	21	24	
CHEWING GUM SWEETENED U STATES	LB	456	184	13663	245
		456	184	13663	
SUGAR CANDY CONFECTIONERY N O P JAMAICA	LB	94010	8931	224060	246
NFLD			410	74	
ARGENTINA	11428	3034	694608	166470	
CUBA			60000	6042	
MEXICO			369931	75386	
U STATES	8693	5913	26902	10904	
	114131	17878	1375911	280162	
GLUCOSE OR GRAPE SUGAR	CWT				251
ARGENTINA	435	6447	5591	61047	
MEXICO	4626	45301	21740	211944	
U STATES	3170	27284	31046	255254	
	8231	79032	58377	528245	
MOLASSES 20 TO 35 DEGREES U STATES	GAL	31120	7469	121093	252
		31120	7469	121093	
MOLASSES 35 TO 56 DEGREES U STATES	GAL	19387	8484	170337	253
		19387	8484	170337	

Articles and Countries from which Imported	MONTH OF NOVEMBER 1945		ELEVEN MONTHS ENDED NOVEMBER 1945		Class Number
	Quantities	Values (\$)	Quantities	Values (\$)	
MOLASSES OVER 56 DEGREES	CWT				254
MOLASSES EMPIRE PRODUCTION BARBADOS	GAL				255
	385705	149825	4532609	1755694	
	385705	149825	4532609	1755694	
SYRUPS AND MOLASSES N O P U STATES	CWT				256
	550	2717	8312	53392	
	550	2717	8312	53392	
SUGAR RAW IMPORTED BY REFINERS GUYANA BARBADOS JAMAICA TRINIDAD AUSTRALIA FIJI CUBA SAN DOM	CWT				262
	238653	834419	1325268	4481965	
	68924	231487	1009662	3448129	
			1110492	3891168	
			674547	2258972	
			774227	2777849	
			190485	637761	
			1260666	4205882	
			1606756	5314858	
	12801	43850	7952103	27016584	
	320378	1109756			
SUGAR REFINED AND SUGARS N O P U KINGDOM GUYANA JAMAICA U STATES	CWT				263
	2337	8517	36	169	
			23872	90342	
			84748	354007	
	7	48	838	4251	
	2344	8565	109494	448769	
SUGAR AND SYRUP MAPLE U STATES	LB				265
			2125	1589	
			2125	1589	
INVERT SUGAR TARIFF 135A U STATES	CWT				266
	878	7495	2254	20547	
	878	7495	2254	20547	
COCOA BEANS NOT ROASTED G COAST NIGERIA JAMAICA BWI OTHER	CWT				271
	2074	21152	314301	2341076	
			175994	1236761	
			15607	159185	
			4811	61441	
	2074	21152	510713	3798463	
COCOA BUTTER U KINGDOM U STATES	LB				273
			224000	68838	
			490	189	
			224490	69027	
COCOA PASTE NOT SWEETENED U STATES	LB				274
			12000	2387	
			12000	2387	
COCOA PASTE SWEETENED U STATES	LB				275
			12100	2180	
			12100	2180	
COCOA OR CHOCOLATE POWDER U STATES	LB				276
			190	49	
			190	49	
COCOA AND CHOCOLATE PREPS N O P U STATES	LB				277
			207	84	
			207	84	
CHICORY U STATES	LB				282
	11362	2201	78806	16150	
	11362	2201	78806	16150	
COFFEE GREEN IMPORTED DIRECT TRINIDAD BRAZIL COLOMBIA C RICA GUATEMALA HAYTI SALVADOR SAN DOM	LB				283
	8397972	1262854	40000	3831	
	1443404	244728	9804012	1462284	
			18602151	3149323	
			2521660	422228	
			5715094	1044849	
			1975145	239783	
			9744475	1500804	
			495000	74472	
	9841376	1507582	48897537	7897574	
COFFEE GREEN N O P U STATES	LB				284
			448650	82448	
			448650	82448	
COFFEE ROASTED NOT DIRECT U STATES	LB				285
	16	41	4535	1407	
	16	41	4535	1407	
COFFEE AND SUBSTITUTES N O P U STATES	LB				286
			541924	156621	
			541924	156621	
COFFEE EXTRACT OF N O P U STATES	LB				287
	2966	4606	14402	20704	
	2966	4606	14402	20704	
CLOVES UNGROUND S E AFR	LB				291
			223983	37583	
			223983	37583	
GINGER UNGROUND JAMAICA CUBA FR OCEANA MEXICO U STATES	LB				292
			322679	73420	
			5180	1172	
			4892	1735	
	200	61	7254	2005	
	1824	424	19308	7085	
	2024	485	359313	85417	
MUSTARD GROUND U STATES	LB				293
	58456	14761	495640	145301	
	58456	14761	495640	145301	
NUTMEGS AND MACE UNGROUND BWI OTHER	LB				294
	19180	5396	179050	47129	
	19180	5396	179050	47129	
NUTMEGS AND MACE GROUND	LB				295

Articles and Countries from which Imported	MONTH OF NOVEMBER 1945		ELEVEN MONTHS ENDED NOVEMBER 1945		Class Number
	Quantities	Values (\$)	Quantities	Values (\$)	
PEPPER UNGROUND	LB				296
B E AFR			28502	5022	
NIGERIA			95644	17942	
S LEONE			29464	6436	
B INDIA			573080	125440	
U STATES			72995	11386	
			799685	166226	
SPICES N O P UNGROUND	LB				297
NIGERIA			4667	1088	
CEYLON			50000	12749	
JAMAICA			120010	25026	
CHILE			2205	371	
MEXICO			2319	582	
U STATES			3307	1377	
			182508	41193	
GINGER AND SPICES NOP GROUND	LB				298
CHILE			86690	23094	
PORTUGAL			25850	8744	
SPAIN			2771	1323	
U STATES	1970	688	38328	14364	
	1970	688	153639	47525	
TONQUIN BEANS CRUDE	LB				299
BRAZIL			9695	5753	
U STATES			50	154	
			9745	5907	
VANILLA BEANS CRUDE	LB				300
B E AFR			996	9342	
BWI OTHER			5528	42260	
FR OCEANA	2723	8059	12975	36292	
MADAGASCR	563	4608	13027	110810	
MEXICO			6	63	
U STATES			1192	9963	
	3286	12667	33724	208730	
SEEDS AROMATIC CRUDE UNGROUND	LB				301
U KINGDOM	4480	1112	15456	2499	
B INDIA	18591	4730	143165	22437	
CEYLON			1200	1199	
ARGENTINA	3160	394	34467	4474	
MEXICO			6731	1325	
MOROCCO	21344	2042	131903	13417	
TURKEY			300	416	
U STATES	1236	696	53175	10800	
	48811	8974	386397	56567	
TEA CEYLON BLACK DIRECT CEYLON	LB				321
			13311984	4966052	
			13311984	4966052	
TEA CEYLON BLACK N O P	LB				322
TEA CEYLON GREEN DIRECT	LB				323
TEA CEYLON GREEN N O P	LB				324
TEA CHINA BLACK DIRECT	LB				325
TEA CHINA BLACK N O P	LB				326
TEA CHINA GREEN DIRECT	LB				327
TEA CHINA GREEN N O P	LB				328
TEA INDIA BLACK DIRECT	LB				329
B INDIA	4212510	1263754	38556278	12226153	
	4212510	1263754	38556278	12226153	
TEA INDIA BLACK N O P	LB				330
TEA INDIA GREEN DIRECT	LB				331
TEA INDIA GREEN N O P	LB				332
TEA JAPAN GREEN DIRECT	LB				333
TEA JAPAN GREEN N O P	LB				334
TEA OTHER BLACK DIRECT	LB				335
TEA OTHER BLACK N O P	LB				336
TEA OTHER GREEN DIRECT	LB				337
TEA OTHER GREEN N O P	LB				338
EMPIRE TEA DUST FOR CAFFEINE	LB				339
VINEGAR	GAL				341
U STATES	3464	597	138071	28202	
	3464	597	138071	28202	
YEAST IN CAKES AND PACKAGES	LB				352
U STATES	74	48	2425	2018	
	74	48	2425	2018	
YEAST IN BULK	LB				353
U STATES	185574	26817	1703869	248001	
	185574	26817	1703869	248001	
HOPS	LB				362
U STATES	1100696	869189	1972122	1609645	
	1100696	869189	1972122	1609645	

Articles and Countries from which Imported	MONTH OF NOVEMBER 1945		ELEVEN MONTHS ENDED NOVEMBER 1945		Class Number	
	Quantities	Values (\$)	Quantities	Values (\$)		
LIQUORICE UNSWEETENED	LB	GREECE	5642	1032	6772	364
		SPAIN	8320	3126	16835	
		U STATES	11742	11488	1328996	
			95704	15646	1352603	
MALT SYRUP AND EXTRACTS	LB	U STATES	284541	29790	1376575	365
			284541	29790	1376575	
ESSENCES EXTRACTS M O P	GAL	U KINGDOM			122	367
		U STATES	88	3099	868	
			88	3099	990	
FOODSTUFFS TAR 18A 19 140A 206		U STATES		1476		369
				1476		







Articles and Countries from which Imported	MONTH OF NOVEMBER 1945		ELEVEN MONTHS ENDED NOVEMBER 1945		Class Number
	Quantities	Values (\$)	Quantities	Values (\$)	
<b>GROUP 1</b>					
<b>AGRICULTURAL PRODUCTS</b>					
<b>B OTHER THAN FOOD</b>					
ALE BEER PORTER AND STOUT	GAL				1501
U KINGDOM			17048	26851	
U STATES	1997	1407	13991	9905	
			31039	36756	
BRANDY	P GAL				1511
B S AFR	12491	32862	83103	219361	
AUSTRALIA	7152	18707	79261	198364	
FRANCE			900	4180	
PORTUGAL	913	5422	8871	47414	
SPAIN	578	5193	1313	14223	
	21134	62184	173448	483542	
CORDIALS AND LIQUEURS	P GAL				1512
M O P					
U KINGDOM	154	1981	1051	14094	
TRINIDAD	1	20	693	4789	
	155	2001	1744	18883	
GIN OF ALL KINDS	P GAL				1513
M O P					
U KINGDOM	2158	11813	8129	43187	
	2158	11813	8129	43187	
RUM	P GAL				1514
U KINGDOM	2453	14446	29694	173449	
B GUIANA	16990	22154	122228	151302	
BARBADOS	8416	40138	47264	170337	
JAMAICA	36853	125487	146475	510189	
TRINIDAD	14948	70004	70928	402071	
AUSTRALIA	2186	4075	23470	43468	
C RICA	1013	6960	11570	79900	
CUBA	28	397	173	2421	
	82887	283661	451802	1533137	
WHISKEY	P GAL				1515
U KINGDOM	46311	380722	405433	3075085	
U STATES	90322	159192	300305	709647	
	136633	539914	705738	3784732	
ABSINTHE ALCOHOLIC LIQUORS	P GAL				1516
N O P					
U STATES	9254	6723	9254	6723	
	9254	6723	9254	6723	
WINES NON SPARKLING	GAL				1530
U KINGDOM	354	1144	3449	12694	
EIRE			937	6933	
B S AFR	10628	15945	91184	123213	
AUSTRALIA	39006	60361	167749	287536	
CHILE	138	576	1868	8428	
PORTUGAL	15907	57589	91453	244533	
AZORES	457	1191	1323	3477	
SPAIN	9673	58128	53399	298398	
U STATES	1878	3351	14191	26744	
	78041	198285	425553	1011956	
WINES SPARKLING	GAL				1560
AUSTRALIA	50	273	549	3431	
CHILE	250	3056	1042	10588	
FRANCE	1	14	1	14	
PORTUGAL	250	3981	1189	12860	
U STATES			18	279	
	551	7324	2799	27172	
GUMS AMBER AND ARABIC	LB				1571
U KINGDOM			500	281	
B SUDAN	87745	8574	642193	62105	
EGYPT	2700	537	3300	657	
U STATES	8840	1626	136352	26210	
	99285	10737	782345	89253	
GUMS AUSTL COPAL DAMAR ETC	CWT				1572
AUSTRALIA	3	526	26	2343	
NEW ZEAL	451	5361	3393	42177	
BEL CONGO			5439	63769	
U STATES	274	5018	831	14834	
	728	10905	9689	123123	
GUMS BARBERRY ELEMI GEDDA ETC	CWT				1573
U KINGDOM			284	12393	
MALTA			105	5067	
PERSIA	31	1224	175	14788	
SPAIN			24	1242	
U STATES	141	8161	2679	178320	
	172	9385	3267	211810	
BURGUNOY PITCH	LB				1575
U STATES	3356	315	70144	6026	
	3356	315	70144	6026	
CHICLE OR SAPPATO GUM	LB				1576
CRUUE					
B HOND	68323	76356	300079	275239	
GUATEMALA			165867	141182	
MEXICO			1521	2707	
U STATES	5192	2762	781664	488542	
	73515	79118	1249131	907670	
DRAGONS BLOOD	LB				1578
U STATES	20	44	1083	1869	
	20	44	1083	1869	
LAC CRUDE SEED STICK AND SHELL	CWT				1579
U KINGDOM			4	286	
H INDIA	594	24305	7385	295523	
U STATES	1039	52534	10584	519740	
	1633	76839	17973	815549	

Articles and Countries from which Imported		MONTH OF NOVEMBER 1945		ELEVEN MONTHS ENDED NOVEMBER 1945		Class Number
		Quantities	Values (\$)	Quantities	Values (\$)	
RESIN OR ROSIN	MEXICO U STATES	CWT		663	5037	1580
		18041	101929	254537	1384235	
		18041	101929	255200	1389272	
ROSIN SIZING	U STATES	CWT		18941	101898	1581
		2618	18287	18941	101898	
		2618	18287	18941	101898	
WAX SEALING	U KINGDOM U STATES		145		1941	1582
			428		9629	
			573		11570	
GUMS AND BLENDS M O P	U STATES	LB		147434	36713	1583
		28566	6272	147434	36713	
		28566	6272	147434	36713	
COTTON SEED CAKE AND MEAL		CWT				1591
LINSEED OIL CAKE AND MEAL	U STATES	CWT		83	243	1592
		3	11	83	243	
		3	11	83	243	
PALM NUT CAKE AND MEAL		CWT				1593
SOYA BEAN OIL CAKE AND MEAL	U STATES	CWT		18099	51371	1594
		2200	6098	18099	51371	
		2200	6098	18099	51371	
SOYA BEAN FLOUR	U STATES	CWT		26839	136110	1595
		3657	19477	26839	136110	
		3657	19477	26839	136110	
CASTOR OIL	B INOIA BRAZIL	CWT		1109	23547	1601
		16198	234360	85168	1187265	
	PARAGUAY	742	11984	1812	29800	
	U STATES	200	3658	4700	78161	
		17140	250002	92789	1318773	
CHINAWOOD OIL	BRAZIL U STATES	CWT		12	559	1602
		4	186	3320	144300	
		296	13236	3332	144859	
		300	13422	3332	144859	
COCOANUT OIL NOT EDIBLE	U STATES	CWT		980	26967	1603
		277	7454	980	26967	
		277	7454	980	26967	
COTTON SEED AND OIL FOR MFR	ARGENTINA BRAZIL	CWT		161257	1896561	1605
		2419	25306	78501	915049	
	U STATES			5056	70898	
		2419	25306	244814	2882508	
ESSENTIAL OIL N O P	U KINGDOM B INOIA	LB		3763	10488	1606
		1050	921	3360	5580	
	CEYLON			5418	4517	
	JAMAICA			974	4262	
	TRINIDAD			2337	16326	
	BWI OTHER			410	1872	
	AUSTRALIA	112	561	329	1919	
	BRAZIL	420	621	8546	12024	
	FRANCE	1693	18299	1693	18299	
	MEXICO			3106	20742	
	PARAGUAY			50	111	
	SPAIN			1665	2503	
	SWITZRLND			373	19527	
	P RICO			50	97	
	U STATES	54101	188563	652401	2082798	
		57376	208965	684475	2201065	
EUCALYPTUS OIL	AUSTRALIA U STATES	LB		21075	18256	1607
		4184	3538	2088	2548	
		502	573	23163	20804	
		4686	4111	23163	20804	
FLAXBEED OR LINSEED OIL	U STATES	CWT		1685	38468	1608
		100	2296	1685	38468	
		100	2296	1685	38468	
FOOTS OF COTTON SEED OR OLIVES	U STATES	CWT		3037	38564	1609
		644	8199	3037	38564	
		644	8199	3037	38564	
OLIVE OIL FOR MANUFACTURING	PORTUGAL U STATES	CWT		608	11688	1610
				20	1426	
				628	13114	
PALM OIL NOT EDIBLE	NIGERIA BEL CONGO	CWT		258103	1028313	1611
		14603	56617	14746	65050	
	U STATES			32	668	
		14603	56617	272881	1094031	
PEANUT OIL	U STATES	CWT		162	2958	1613
				162	2958	
				162	2958	
PEPPERMINT OIL	BRAZIL U STATES	LB		6902	16617	1614
		2669	18260	31549	260263	
		2669	18260	38451	276880	
PERILLA OIL		CWT				1615
RESIN OIL	U STATES	CWT		5600	35866	1617
		77	808	5600	35866	
		77	808	5600	35866	
SESAME SEED OIL	U STATES	CWT		4	114	1618
				4	114	
				4	114	

IMPORTS INTO CANADA FOR CONSUMPTION

Articles and Countries from which Imported	MONTH OF NOVEMBER 1945		ELEVEN MONTHS ENDED NOVEMBER 1945		Class Number
	Quantities	Values (\$)	Quantities	Values (\$)	
SOYA BEAN OIL FOR MANUFACTURE U STATES	CWT				1619
	17	273	595	7890	
VEGETABLE OIL N O P NOT EDIBLE U STATES	CWT				1620
	688	6473	4380	70376	
RAPE SEED OIL	CWT				1621
ARGENTINA			2455	33648	
U STATES			4497	71288	
			6952	104936	
CASHEW NUT SHELL OIL	CWT				1622
U STATES			1017	20225	
OITICICA OIL	CWT				1623
BRAZIL	674	18345	3622	92781	
U STATES			13	310	
	674	18345	3635	93091	
SUNFLOWER SEED OIL	CWT				1624
ARGENTINA	26318	278129	156177	1439319	
	26318	278129	156177	1439319	
VEGETABLE OILS FOR TEXTILES	CWT				1625
U STATES	985	17788	9365	182544	
	985	17788	9365	182544	
LEMON OIL AND ORANGE OIL	LB				1626
JAMAICA			1200	2414	
BWI OTHER			210	884	
BRAZIL			10661	14635	
U STATES	4886	16020	50486	171690	
	4886	16020	62557	189623	
SPEARMINT OIL	LB				1627
U STATES	1077	4956	10677	47129	
	1077	4956	10677	47129	
ROSE BUSHES NOP	NO				1646
U KINGDOM			521	489	
U STATES	12	26	31652	11420	
	12	26	32173	11909	
BUSHES ROOTS AND VINES	NO				1647
N O P					
U STATES	79	74	409256	19123	
	79	74	409256	19123	
APPLE TREES N O P	NO				1651
U STATES	431	746	23768	14374	
	431	746	23768	14374	
PEACH TREES AND JUNE BUOS NOP	NO				1653
U STATES	51	57	29389	15800	
	51	57	29389	15800	
FRUIT TREES N O P	NO				1657
U STATES	3207	4631	37734	28041	
	3207	4631	37734	28041	
AZALEAS RHODOENDRONS ETC					1662
U KINGDOM		27		40355	
BERMUDA				45248	
BELGIUM		7095		40188	
BRAZIL				278	
MEXICO				771	
NETHRLNOS		9587		145107	
VENEZUELA				427	
U STATES		8295		45342	
		25004		317716	
PALMS FERNS FICUS CANNAS ETC					1663
U KINGDOM		57		118	
BELGIUM				292	
U STATES		960		11002	
		1017		11412	
TULIP BULBS					1664
U KINGDOM				11574	
NETHRLNOS		18451		137824	
U STATES		442		1418	
		18893		150816	
GLADIOLI BULBS					1665
U STATES		28		3003	
		28		3003	
FLOWERS AND FOLIAGE CUT					1666
U STATES		15086		207965	
		15086		207965	
TREES SEEDLING STOCK					1668
U KINGDOM				525	
U STATES		1824		51216	
		1824		51741	
FLORIST OR NURSERY STOCK N O P					1669
U KINGDOM				3993	
BELGIUM				102	
U STATES		7723		70205	
		7723		74300	
LATEX DRY WEIGHT	LB				1680
U STATES	3982	1895	187732	61987	
	3982	1895	187732	61987	
BALATA CRUDE	LB				1681
BRAZIL			7244	3619	
U STATES			3760	9391	
			11004	13010	
GUTTA PERCHA UNMANUFACTURED	LB				1682
U STATES			100	99	
			100	99	
RUBBER CRUDE CAOUTCHOUC	LB				1683
BOLIVIA			158505	25378	
BRAZIL			745674	242671	



Articles and Countries from which Imported	MONTH OF NOVEMBER 1945		ELEVEN MONTHS ENDED NOVEMBER 1945		Class Number
	Quantities	Values (\$)	Quantities	Values (\$)	
ECUADOR			587551	79891	
FR AFRICA	562790	81202	935781	195429	
MEXICO			860939	299235	
PANAMA			6496	884	
U STATES	3560	1084	14596213	5939457	
COMB BLANKS OF HARD RUBBER	566350	82286	17891159	6782945	1684
RUBBER POWDERED WASTE OR JUNK					
NFLD			1361	1852	1687
U STATES	6051	17505	56177	183485	
	6051	17505	57538	185337	
RUBBER RECOVERED					
U STATES					1688
	17296	127759	226057	1634324	
	17296	127759	226057	1634324	
RUBBER SUBSTITUTE OR SYNTHETIC					
U KINGDOM			151	2762	1689
U STATES	3278	90660	56319	1719175	
	3278	90660	56470	1721937	
RUBBER THREAD NOT COVERED					
U STATES					1690
	2469	2740	43307	69502	
	2469	2740	43307	69502	
HARD RUBBER STRIP SHEET ROO					
U STATES					1691
	96	170	14396	11095	
	96	170	14396	11095	
BATHING SHOES RUBBER					
					1700
BELTING RUBBER					
U KINGDOM		132		1616	1701
U STATES		39615		380180	
		39747		381796	
CANVAS SHOES RUBBER SOLES					
U STATES			171	557	1702
			171	557	
BOOTS AND SHOES RUBBER N O P					
U STATES					1703
	12554	9111	127761	115498	
	12554	9111	127761	115498	
CEMENT RUBBER					
U STATES		19593		195774	1704
		19593		195774	
CLOTHING RUBBER N O P					
U KINGDOM				349	1705
U STATES		680		9751	
		680		10100	
GLOVES RUBBER					
U STATES					1706
	2179	5943	8653	31522	
	2179	5943	8653	31522	
GOLF BALLS					
U KINGDOM					1707
U STATES					
	2	24	62	80	
	2	24	90	762	
HEELS RUBBER					
U STATES					1708
	200	20	5600	497	
	200	20	5600	497	
HOSE RUBBER OR RUBBER LINEO					
U KINGDOM				632	1709
U STATES		29842		339860	
		29842		340492	
WATER BOTTLES RUBBER					
U STATES		205		9183	1710
		205		9183	
MATERIALS FOR SEALING COMPOUNO					
U STATES		10395		90995	1711
		10395		90995	
MATS AND MATTING RUBBER					
U KINGDOM				11195	1712
U STATES		8993		51457	
		8993		62652	
PACKING RUBBER					
U KINGDOM		469		9484	1713
U STATES		8338		122390	
		8807		131874	
RAINCOATS RUBBER					
U KINGDOM				2	1714
U STATES				5	
				7	
				32	
				29	
				61	
TIRE CASINGS FOR BICYCLES					
U KINGDOM					1715
U STATES	500	466	4554	4479	
	220	320	4360	5650	
	720	786	8914	10129	
TIRE CASINGS N O P					
U KINGDOM					1716
ALASKA			18	213	
U STATES	113	7853	2	78	
	113	7853	1478	78752	
			1498	79043	
TIRES INNER TUBES N O P					
U KINGDOM					1717
U STATES					
	103	218	24	77	
	103	218	1615	5386	
			1639	5463	
TIRES SOLIO AUTOMOBILE					
U STATES					1718
	22	859	253	9650	
	22	859	253	9650	
TIRES SOLIO RUBBER N O P					
U STATES					1719
		1656		13626	
		1656		13626	

Articles and Countries from which Imported	MONTH OF NOVEMBER 1945		ELEVEN MONTHS ENDED NOVEMBER 1945		Class Number
	Quantities	Values (\$)	Quantities	Values (\$)	
MANUFACTURES OF RUBBER N O P U KINGDOM B INDIA JAMAICA TRINIDAD U STATES		65		20664	1720
				13820	
				1440	
		300		300	
		169259		1765622	
		169624		1801846	
TIRES INNER TUBES BICYCLE NO					1721
U KINGDOM	500	232	3400	1764	
U STATES	204	132	3300	2107	
	704	364	6700	3871	
GASKETS AND WASHERS RUBBER U KINGDOM U STATES				272	1722
		12223		133866	
		12223		134138	
DRUGGISTS SUNDRIES RUBBER U KINGDOM U STATES				708	1723
		22495		367193	
		22495		367901	
TIRE REPAIR MATERIAL RUBBER U KINGDOM U STATES				576	1724
		7360		101313	
		7360		101889	
NURSING NIPPLES RUBBER U STATES	GROSS				1725
	283	860	5754	21976	
	283	860	5754	21976	
ANNATO SEED JAMAICA U STATES	LB		51757	4858	1741
			5099	566	
			56856	5424	
SUGAR BEET SEED U STATES	LB		53244	12207	1744
			53244	12207	
SEEDS FOR BLENDING B INDIA ARGENTINA CHILE U STATES	LB		26764	4946	1746
			758516	36234	
			53836	5139	
			300203	26412	
			1139319	72731	
CLOVER SEED NEW ZEAL U STATES	LB	1592	18947	16374	1750
		43423	91529	38524	
		45015	110476	54898	
FLAX SEED U STATES	BUSH		1446	7728	1751
			1446	7798	
BENT GRASS SEED NEW ZEAL U STATES	LB	1120	10073	7267	1753
		837	603	414	
		1120	10676	7681	
GRASS SEED TIMOTHY U STATES	LB		1934433	155996	1754
			1934433	155996	
GRASS SEED N O P NEW ZEAL U STATES	LB	39338	345291	100810	1755
		49346	115375	247413	
		88684	1499066	348223	
MILLET AND RAPE SEED U STATES	LB	61200	436602	18575	1756
		1983	436602	18575	
MUSHROOM SPAWN U STATES		2566		28859	1757
		2566		28859	
PEAS AND BEANS SEED U KINGDOM SEED POTATOES U STATES	LB				1758
	CWT	450	6980	27753	1759
		450	6980	27753	
SEEDS 5 DOLLARS OR OVER PER LB U KINGDOM BERMUDA U STATES		61		112	1762
				343	
		5141		50050	
		5202		50505	
GARDEN FIELD ROOT SEEDS N O P U KINGDOM NEW ZEAL ARGENTINA CHILE TURKEY U STATES		175		42046	1766
				2640	
				2420	
				2021	
		9925		9925	
		48199		597947	
		58299		656999	
TOBACCO TURKISH UNSTEMMED U KINGDOM S AFR S RHOD SYRIA TURKEY U STATES	LB	1610	114559	102967	1776
		72	72	38	
		17268	124846	71425	
		6721	58767	17705	
		210	1713	2728	
		14460	57200	72884	
		40341	357157	267747	
TOBACCO TURKISH STEMMED LB					1777
TOBACCO FLUE CURED UNSTEMMED U STATES	LB	2849	32836	20072	1778
		2849	32836	20072	

## IMPORTS INTO CANADA FOR CONSUMPTION

Articles and Countries from which Imported	MONTH OF NOVEMBER 1945		ELEVEN MONTHS ENDED NOVEMBER 1945		Class Number
	Quantities	Values (\$)	Quantities	Values (\$)	
CIGAR LEAF UNSTEMMED	LB				1779
CUBA	46002	70157	253698	368869	
NETHERLANDS	156	166	22990	37959	
NETHERLANDS	4241	7343	10156	17818	
P R I C O			1286	1639	
U STATES	37511	83114	379658	779788	
	87910	160780	667788	1206073	
TOBACCO N O P UNSTEMMED	LB				1780
TOBACCO FLUE CURED STEMMED	LB				1781
CIGAR LEAF STEMMED	LB				1782
CUBA	41695	82902	357766	613667	
U STATES	158	291	2885	5335	
	41853	83193	360651	619002	
TOBACCO N O P STEMMED	LB				1783
U STATES	405	398	3666	3556	
	405	398	3666	3556	
CIGARS	LB				1784
JAMAICA	489	2305	1831	9408	
BRAZIL	23	42	23	42	
COLOMBIA			8	22	
CUBA	1293	10939	8897	75105	
MEXICO	9	60	9	60	
U STATES	25	197	114	738	
	1839	13543	10882	85375	
CIGARETTES	LB				1785
ALASKA			59	168	
U STATES	111	207	1155	1586	
	111	207	1214	1754	
SNUFF	LB				1786
U KINGDOM	15	50	15	50	
	15	50	15	50	
TOBACCO CUT	LB				1787
U KINGDOM	255	2247	269	2287	
CUBA	175	309	643	1028	
ALASKA			90	89	
U STATES	21882	22833	103833	113001	
	22312	25389	104835	116405	
TOBACCO MANUFACTURED N O P	LB				1788
U STATES			54	45	
			54	45	
LOCUST BEANS LOCUST BEAN MEAL	LB				1811
MALTA			38058	4602	
U STATES	1200	188	36250	6768	
	1200	188	74308	11370	
BRISTLES N O P	LB				1812
BROOM CORN					1813
ARGENTINA				24959	
U STATES		202293		866814	
		202293		891773	
CATTLE FOOD WITH MOLASSES					1815
U STATES				4328	
				4328	
DRUGS CRUDE BARKS FLOWERS					1816
U KINGDOM		247		1704	
B E AFR				12888	
B S AFR				1360	
B INDIA		21647		34161	
CEYLON				3153	
B SUOAN				2754	
FIJI				185	
ARGENTINA				348	
MEXICO				387	
NETH W I		2092		2092	
NICARAGUA		327		327	
PERSIA		680		933	
PERU				105	
SALVAOOR				1131	
SAN OOM				192	
SPAIN				27541	
U STATES		22561		265424	
		47554		354685	
GLUE VEGETABLE	LB				1817
U KINGDOM			4989	338	
U STATES	2495	210	21965	2246	
	2495	210	26954	2584	
HAY AND STRAW	TON				1818
U STATES	13	619	171	4919	
	13	619	171	4919	
IVORY NUTS AND PALM KERNELS					1819
NIGERIA				315435	
ECUAOOR				30057	
				345492	
MUCILAGE AND ADHESIVE PASTE	LB				1824
U KINGDOM	4392	978	4392	978	
U STATES	9052	1350	216005	29082	
	13444	2328	220397	30060	
PALM LEAF UNMANUFACTURED					1825
U STATES				16031	
				16031	
ROOTS MEDICINAL ALKANET JALAP					1827
U KINGDOM				1762	
B INDIA				461	
ARGENTINA				193	
BRAZIL				507	



Articles and Countries from which Imported	MONTH OF NOVEMBER 1945		ELEVEN MONTHS ENDED NOVEMBER 1945		Class Number
	Quantities	Values (\$)	Quantities	Values (\$)	
MEXICO				839	
NICARAGUA				283	
PORTUGAL				1332	
SPAIN				1188	
U STATES		829		19134	
		829		25699	
STARCH AND PREPARATIONS N O P	LB				1828
MEXICO	135030	11694	494111	44091	
U STATES	175306	10063	2250604	125692	
	310336	21757	2744715	169783	
STARCH POTATO POTATO FLOUR	LB				1829
U STATES	22326	1787	213433	14977	
	22326	1787	213433	14977	
STARCH FOR PASTE	LB				1830
U STATES			525	89	
			525	89	
TAR PINE CRUDE IN BULK	GAL				1832
U STATES	3629	1764	157498	53348	
	3629	1764	157498	53348	
TEASELS					1833
U KINGDOM				2869	
U STATES		1489		6314	
		1489		9183	
TURPENTINE RAW OR CRUDE	LB				1834
U STATES	61557	7752	483592	40246	
	61557	7752	483592	40246	
TURPENTINE SPIRITS OF	GAL				1835
MEXICO			29986	25872	
U STATES	142797	134144	1304655	1207891	
	142797	134144	1334641	1233763	
VEGETABLE PRODUCTS N O P					1836
U KINGDOM		348		3046	
JAMAICA		155		570	
NEW ZEAL				339	
BRAZIL				331	
CUBA				2585	
HAYTI				2028	
SPAIN				26	
U STATES		19614		245666	
		20117		254591	
VEGETABLE COLOURING					1839
U STATES		19758		136445	
		19758		136445	
DEXTRINE STARCH MIXTURES N O P	LB				1840
U KINGDOM			44800	3487	
U STATES	270215	23333	2344847	189223	
	270215	23333	2389647	192710	
DEXTRINE STARCH NOT A PASTE	LB				1841
U STATES	500	41	9050	1003	
	500	41	9050	1003	
DISTILLERS TRIED SOLUBLES					1842
U STATES		167		38929	
		167		38929	
VEGETABLE FLOUR NOP NOT EDIBLE					1843
BRAZIL		19939		43696	
SAN DOM				4895	
U STATES		5921		48530	
		25860		97121	
NON FOODS TAR 68A 206 662 809					1844
MEXICO				144	
U STATES		86		982	
		86		1126	
VEGETABLE FLAVOURINGS					1845
U KINGDOM		496		1819	
MALTA				3115	
CHILE				3103	
SPAIN				8316	
U STATES		7292		140823	
		7788		157176	
SIZING PREPARATIONS N O P	LB				1846
U KINGDOM			28220	19129	
U STATES	66076	7484	831229	113442	
	66076	7484	859449	132571	





Articles and Countries from which Imported	MONTH OF NOVEMBER 1945		ELEVEN MONTHS ENDED NOVEMBER 1945		Class Number
	Quantities	Values (\$)	Quantities	Values (\$)	
<b>GROUP 2</b>					
<b>ANIMALS AND ANIMAL PRODUCTS</b>					
CATTLE PURE BRED	NO				2012
U KINGDOM			34	58925	
U STATES	16	4671	161	114962	
BABY CHICKS N O P	NO		195	173887	2013
U STATES			14061	4166	
DOGS PURE BRED	NO		14061	4166	2014
U KINGDOM			26	3058	
NFLD			2	108	
U STATES	26	2497	239	25398	
FOWLS DOMESTIC PURE BRED	NO		267	28564	2015
U STATES	123	1512	436	4248	
HORSES PURE BRED	NO		436	4248	2018
U KINGDOM			2	2000	
U STATES	28	52041	160	185481	
RABBITS PURE BRED	NO		162	187481	2019
U KINGDOM			1	112	
U STATES	8	127	102	1864	
SHEEP PURE BRED	NO		103	1976	2020
U KINGDOM	14	7199	45	15465	
U STATES	6	265	28	3747	
ANIMALS FOR IMP OF STOCK N O P	NO		73	19212	2021
U STATES	1	72	13	811	
HORSES N O P	NO		13	811	2035
MEXICO			3	700	
U STATES	29	6618	321	62669	
LIVESTOCK N O P	NO		324	63369	2037
U STATES			9	202	
BEES			9	202	2041
U STATES				756526	
FOXES	NO			756526	2042
U STATES	11	2361	57	8888	
LEECHES			57	8888	2043
U STATES		347		3286	
PIGEONS HOMING AND PHEASANTS		347		3286	2044
U STATES		231		7326	
TURTLES		231		7326	2045
U STATES		1688		12430	
ALL OTHER ANIMALS LIVING N O P		1688		12430	2046
U KINGDOM				201	
NFLO				50	
ALASKA				428	
U STATES		50764		244093	
BONES CRUDE	CWT	50764		244772	2051
FRANCE	2	160	2	160	
PORTUGAL	3	233	24	1789	
SPAIN	1	64	3	140	
U STATES	20	1600	441	7403	
BONE DUST CHARRED BONE	CWT	2057	470	9492	2052
U STATES	112	2029	11408	61599	
BONE PITCH CRUDE ONLY	CWT	112	11408	61599	2053
U STATES	51	341	3691	27402	
CHARCOAL ANIMAL FOR SUGAR	CWT	51	3691	27402	2054
U KINGDOM	1686	14904	7262	63113	
EGYPT	671	4196	2844	15974	
U STATES			1	19	
IVORY AND MANUFACTURES		2357	10107	79106	2063
U KINGDOM				434	
U STATES		114		11919	
BUTTON BLANKS OF SHELL ROUGH		114		12353	2071
ARGENTINA				265	
U STATES		5045		92392	
SHELLS FOSSILS MOTHER OF PEARL		5045		92657	2073
BWI OTHER				515	
FR OCEANA		3941		3941	
U STATES		216		7693	
SHELLS N O P CRUSHED OR GROUND	CWT	4157		12149	2074
U STATES			7282	3554	
			7282	3554	

Articles and Countries from which Imported	MONTH OF NOVEMBER 1945		ELEVEN MONTHS ENDED NOVEMBER 1945		Class Number
	Quantities	Values (\$)	Quantities	Values (\$)	
OYSTER SHELLS CRUSHED OR NOT U STATES	CWT 55390	28636	588974	287822	2075
FEATHERS NATURAL			588974	287822	
U KINGDOM		51		29050	2081
B S AFR				1075	
U STATES		13678		119441	
BADMINTON SHUTTLECOCKS		13729		149566	
BIROS	GROSS				2083
B INDIA	6	184	278	6731	
U STATES	201	6426	533	16249	
MANUFACTURES OF FEATHERS	207	6610	811	22980	
N O P					2084
U KINGDOM				1595	
B S AFR				223	
FRANCE		1406		1406	
MEXICO				1969	
U STATES		6072		54572	
FEATHERBONE COILS		7478		59765	
U STATES				128	2085
QUILLS NATURAL OR UNPLUMED				128	
B S AFR				941	2086
FRANCE		470		470	
U STATES				9282	
COD HADDOCK POLLDCK FRESH		470		10693	
NFLO	LB				2091
U STATES	1769623	120061	21135016	1094048	
HALIBUT FRESH	52677	1898	91916	3491	
NFLO	1822300	121959	21226932	1097539	2092
U STATES	LB				
FISH LIVERS	200	30	97982	16958	
NFLD			4310	575	2093
PERU			102292	17533	
ALASKA	LB				
U STATES	877	1097	708	234	
HERRINGS FRESH			1521	943	
NFLO			11007	17203	2094
U STATES	877	1097	2512	3066	
LIVE FISH AND EGGS PROPAGATING			15748	21446	
U STATES	LB				
LOBSTERS FRESH			623650	27168	2095
NFLO	10838	559	13958	644	
U STATES	10838	559	637608	27812	
MACKEREL FRESH					2096
NFLO			1080122	220034	
U STATES	122233	69843	122233	69843	
OYSTERS SEED AND BREEDING	122233	69843	1202355	289877	
OYSTERS IN THE SHELL	LB				2097
OYSTERS SHELLED IN BULK	1500	75	4951	407	
SALMON FRESH	766	145	1737	324	
NFLO	2266	220	6688	731	2098
U STATES					
SQUID FRESH					2099
NFLO					
MEXICO					
U STATES		100		268	
FISH ALL OTHER FRESH		2457		311	
NFLO		2557		10870	
U STATES				11449	
COD HADDOCK POLLDCK DRIED	LB				2103
NFLO	24187	1499	412856	96049	
ICELAND	20019	3566	381363	53994	
COD HADDOCK POLLOCK SALTED	44206	5065	794219	150043	
NFLO	LB				2111
ICELAND	175	18	731	94	
U STATES			6600	3219	
HALIBUT SALTED	175	18	7331	3313	
HERRINGS SALTED					2113
NFLO			622794	42063	
U STATES			180778	16053	
MACKEREL PICKLED			803572	58116	
NFLO	LB				2114
ICELAND	32250	2554	887361	66634	
U STATES	17482	2749	625	119	
MACKEREL PICKLED	49732	5303	177368	24329	
NFLO	LB				2117
U STATES			1065354	91082	
			9800	780	
			9800	780	

IMPORTS INTO CANADA FOR CONSUMPTION

Articles and Countries from which Imported	MONTH OF NOVEMBER 1945		ELEVEN MONTHS ENDED NOVEMBER 1945		Class Number	
	Quantities	Values (\$)	Quantities	Values (\$)		
SALMON SALTED	NFLD	LB				
		21900	5190	26200	5731	2118
		21900	5190	26200	5731	
SALMON SMOKED		LB				2119
FISH DRIED N O P	NFLO	LB				2120
	MEXICO	550	65	15329	2126	
	U STATES	964	561	9834	8689	
		2965	1807	20288	11709	
		4479	2433	45451	22524	
FISH ALL OTHER SALTED	NFLO	LB				2121
	MEXICO	94000	9510	340700	28726	
	PORTUGAL	1178	969	9452	7767	
	SPAIN	2646	635	35680	4295	
	U STATES	5025	4493	21525	8223	
		15966	2719	21601	6109	
		118815	18326	428958	55120	
FISH OTHER SMOKED OR BONELESS	NFLD	LB				2122
	U STATES	176	91	13315	1323	
		176	91	1950	699	
CRABS CLAMS SHRIMPS CANNED	U STATES	LB				2131
		261	316	2029	1275	
		261	316	2029	1275	
KIPPERED HERRINGS CANNED		LB				2132
LOBSTERS CANNED PREPARED N O P	NFLO	LB				2133
		1407	1938	3008	3804	
		1407	1938	3008	3804	
OYSTERS IN CANS	U STATES	QUART				2136
		705	980	1695	2359	
		705	980	1695	2359	
OYSTERS PREPARED PRESERVED NOP	U STATES	LB				2137
				235	372	
				235	372	
SALMON CANNED PREPARED N O P	NFLO	LB				2138
	U STATES	2500	1002	39515	13522	
		72	31	1027	210	
		2572	1033	40542	13732	
PILCHARD CANNED		LB				2139
ANCHOVIES SAROINES CANNED	PORTUGAL	LB				2140
	U STATES			17076	20759	
		38	86	168	127	
		38	86	17244	20886	
TUNA FISH CANNED	U STATES	LB				2143
				357	243	
				357	243	
FISH PRESERVED IN OIL N O P	SPAIN					2144
	U STATES				3996	
			111		383	
			111		4379	
FISH PREPARED OR PRESERVED NOP	NFLO					2145
	MEXICO		15		382	
	U STATES		680		12753	
			695		10453	
					23588	
HERRINGS CANNED	NFLO	LB				2146
	U STATES			300	60	
				403	85	
				703	145	
FISH OFFAL OR REFUSE	ALASKA	CWT				2151
	U STATES	12	298	17	441	
		776	1692	4976	13164	
		788	1990	4993	13605	
SPONGES OF MARINE PRODUCTION	U KINGDOM		651		2142	2152
	BWI OTHER				2144	
	CUBA		1370		32147	
	U STATES		3185		35606	
			5206		72039	
FISHERY PRODUCTS N O P	NFLD					2153
	CUBA		111		13354	
	FR OCEANA				300	
	MEXICO		4489		927	
	U STATES		20077		15690	
			24677		154797	
					185068	
FISH MEAL		CWT				2154
FUR SKINS OPOSSUM UNDRRESSED	AUSTRALIA	NO				2156
	NEW ZEAL			261299	115160	
	ARGENTINA			18013	49905	
	U STATES			13708	2827	
				180990	114120	
				474010	282012	
FUR SKINS RACCOON UNDRRESSED	U STATES	NO				2157
		21840	59806	366828	905949	
		21840	59806	366828	905949	
FUR BKINS SHEEP LAMB UNDRRESSED	B S AFR	NO				2158
	B INDIA			71804	86739	
	ARGENTINA			21594	52814	
	PERU			42708	42193	
	SPAIN			1000	78	
	URUGUAY			1200	1943	
		344	335	4394	4215	



Articles and Countries from which Imported	MONTH OF NOVEMBER 1945		ELEVEN MONTHS ENDED NOVEMBER 1945		Class Number
	Quantities	Values (\$)	Quantities	Values (\$)	
U STATES	2400	718	3195	1707	
FUR SKINS VISCACHA UNDRRESSED ARGENTINA	9234	5816	145895	189689	2159
FUR SKINS WALLABY UNDRRESSED AUSTRALIA	2400	358	157240	25626	2160
FUR SKINS MARINE UNDRRESSED NFLD U STATES	2400	358	157240	25626	2161
FUR SKINS FOX UNDRRESSED NFLD AUSTRALIA ARGENTINA RUSSIA SWEDEN ALASKA U STATES	71	250	9539	28896	2162
FUR SKINS KOLINSKY UNDRRESSED	71	250	90	1149	2163
FUR SKINS MINK UNDRRESSED NFLD U STATES	NO		9629	30045	2164
FUR SKINS MUSKRAT UNDRRESSED NFLD MEXICO U STATES	NO		1867	31135	2165
FUR SKINS PERSIAN LAMB UNDRRESSED B S AFR B INDIA AFGHAN PERSIA RUSSIA U STATES	620	2910	244	271	2166
FUR SKINS RABBIT UNDRRESSED U KINGDOM AUSTRALIA NEW ZEAL FRANCE NETHRLNDS RUSSIA SPAIN SWITZRLND U STATES	779	3076	779	3076	2167
FUR SKINS SQUIRREL UNDRRESSED NFLD RUSSIA SWEDEN U STATES	50	1823	6	766	2168
FUR SKINS UNDRRESSED M O P U KINGDOM B E AFR B S AFR B INDIA JAMAICA NFLD AUSTRALIA AFGHAN ARGENTINA BRAZIL COLOMBIA ECUADOR ST PIERRE ITAL AFR MEXICO RUSSIA ALASKA U STATES	2158	18269	50	1823	2169
ASTRACHAN RUSSIAN HARE DRESSED RUSSIA U STATES	2208	20092	12545	93369	2171
RABBIT SKINS DRESSED N O P U KINGDOM RUSSIA U STATES	NO		16111	133350	2172
FUR SKINS DRESSED N O P U KINGDOM B INDIA AFGHAN ARGENTINA BRAZIL ICELANO MEXICO PERU RUSSIA	9	298	4328	48910	2173
	9	298	5417	69842	
	832	1269	30002	58934	
	11456	12028	480595	1067863	
	12288	13297	511097	1128047	
	106247	798316	479016	3459970	
	1342	9130	1455	9506	
	58787	637465	116918	1047595	
	22488	131239	74154	308184	
			30852	269570	
			118088	861390	
	188864	1576150	820483	5956215	
	840	511	30506	9521	
			211	97	
	2001132	922440	5158375	2217128	
	284171	150330	1116286	543474	
	15000	7878	49077	21484	
	1900	1127	1900	1127	
	3000	2677	3500	2982	
	1900	535	1900	535	
	15000	9116	52763	45951	
	153240	80305	861266	450890	
	2476183	1174919	7275784	3293189	
	126775	161645	306285	384979	
	28750	18313	116070	73143	
			42899	50879	
	155525	179958	472047	511268	
	NO		6030	1183	
			26410	2346	
			504	310	
			2075	5316	
	50	892	350	255	
	5177	7231	14484	57040	
			16671	17996	
			1800	16284	
			15399	9233	
	128	1867	5852	50331	
			197	1749	
			482	5316	
			23	174	
	1000	663	1000	663	
			2989	4204	
			25200	248127	
			7	84	
	1108	1731	162803	280973	
	7463	12384	282276	701584	
				4930	
				2226	
				7156	
	DOZ				
			1471	7195	
	596	3945	679	4417	
	1571	11567	12756	77544	
	2167	15512	14906	89156	
		19992		73333	
				6200	
				14913	
		386		3892	
				5098	
		245		245	
		134		1007	
				369	
		1193		143854	

Articles and Countries from which Imported	MONTH OF NOVEMBER 1945		ELEVEN MONTHS ENDED NOVEMBER 1945		Class Number
	Quantities	Values (\$)	Quantities	Values (\$)	
TURKEY				2506	
U STATES		50684		721208	
HATTERS FURS NOT ON THE SKIN		72634		972625	
U KINGDOM	LB		6400	64604	2174
BELGIUM	375	1243	10577	41806	
U STATES	65090	312362	515569	2381737	
FUR SKINS SHEEP PELTS	65465	313605	532546	2488147	
U KINGDOM				1852	2175
U STATES		80890		405522	
MANUFACTURES OF FUR N O P		80890		407374	
U KINGDOM		8299		89048	2181
COLOMBIA				2030	
RUSSIA		14523		373228	
U STATES		44729		440615	
BRISTLES ANIMAL		67551		904921	
B INDIA	LB				2191
ARGENTINA	449	5857	2636	13811	
CHILE			90681	382380	
MEXICO			176	107	
URUGUAY			2872	10374	
U STATES	5577	69062	126600	884128	
HAIR UNMANUFACTURED	6026	74919	223169	1291275	
CHILE	LB		82	364	2192
HAYTI			1200	333	
RUSSIA			440	18113	
U STATES	69441	48695	1140055	212644	
HORSE HAIR	69441	48695	1141777	231454	
ARGENTINA	LB				2193
U STATES	100	138	320	565	
HAIR CURLED DYED N O P	1668	3401	16519	48703	
U KINGDOM	1768	3539	16839	49268	
U STATES				4496	2194
MANUFACTURES OF HAIR N O P		5551		25776	
U KINGDOM		5551		30272	
U STATES		237		2282	2195
CALF SKINS AND KIPS RAW		932		11207	
NFLD		1169		13489	
NEW ZEAL	CWT				2201
ST PIERRE	5	90	24	309	
URUGUAY	3224	112025	10476	362325	
CATTLE HIDES RAW			50	344	
NFLD			119	3673	
AUSTRALIA	3229	112115	10669	366651	
NEW ZEAL	CWT				2202
ARGENTINA	217	2662	540	6690	
ST PIERRE			441	5629	
PARAGUAY			388	5567	
U STATES			16473	248098	
SHEEP SKINS RAW			152	1877	
B E AFR			634	9522	
B S AFR	614	4241	4051	50813	
BWI OTHER	831	6903	22679	328196	
NFLD	CWT				2203
AUSTRALIA	2571	78460	37	983	
NEW ZEAL			23045	585730	
ARGENTINA			20	1109	
URUGUAY	1	12	7	73	
U STATES	140	1743	3697	50408	
OTHER HIDES AND SKINS RAW N O P	219	3355	27214	587754	
BRAZIL			954	26291	
ST PIERRE			954	22373	
U STATES	705	20180	6182	142399	
GOAT SKINB AND KID SKINS RAW	3636	103750	62110	1417120	
B S AFR	CWT				2204
NIGERIA			68	8133	
B INDIA			3	11	
LEATHER DRESSED KID	782	6728	782	6728	
U KINGDOM	782	6728	853	14872	
ARGENTINA	CWT				2205
U STATES			1896	60305	
BELTING LEATHER IN BUTTS	415	24101	1779	106408	
U KINGDOM	1612	74167	11077	492839	
U STATES	2027	98268	14752	659552	
LEATHER TANNED N O P					2210
U KINGDOM		1050		171413	
B INDIA				33	
BRAZIL		51253		617286	
HAYTI		52303		788732	
U STATES					2211
LEATHER TANNED N O P					2213
U KINGDOM				51945	
B INDIA				91008	
BRAZIL				142953	
HAYTI					2213
U STATES		24		40539	
		72898		419347	
				56	
				1249	
		2096		23982	
		75018		485173	

Articles and Countries from which Imported	MONTH OF NOVEMBER 1945		ELEVEN MONTHS ENDED NOVEMBER 1945		Class Number
	Quantities	Values (\$)	Quantities	Values (\$)	
LEATHER DRESSED N O P					2215
U KINGDOM		7015		166339	
NIGERIA				33	
AUSTRALIA				4833	
ARGENTINA		125		469	
BRAZIL		83		8780	
U STATES		74045		717499	
		81268		897953	
CHAMOIS SKIN					2216
U KINGDOM		9342		156642	
AUSTRALIA		768		15728	
U STATES		4890		7156	
		15000		179526	
PATENT AND UPHOLSTERY LEATHER					2217
U STATES		1192		10265	
		1192		10265	
SOLE LEATHER					2218
AUSTRALIA	LB		117601	19573	
U STATES		5030	19119	9973	
		5030	136720	29546	
SCRAP LEATHER					2219
U STATES		6575		52664	
		6575		52664	
PIG MOROCCO ROLLER LEATHERS					2220
U KINGDOM		2819		29521	
BRAZIL				118	
U STATES		46203		81468	
		49022		111107	
EAST INDIA KIP LEATHER					2221
U KINGDOM				42833	
				42833	
LEATHER FOR GLOVES OR CLOTHING					2224
U KINGDOM		4275		86527	
AUSTRALIA				53	
ARGENTINA				78	
HAYTI				214	
U STATES		52103		322251	
		56378		409123	
LEATHER FOR UPHOLSTERY LEATHER					2225
U KINGDOM		2825		44891	
U STATES		4599		29757	
		7424		74648	
CRUST OIL LEATHER FOR CHAMOIS					2226
U KINGDOM				4773	
				4773	
BOOTS AND SHOES PEGGED LEATHER					2231
U STATES	PAIR		477	1704	
			477	1704	
BOOTS AND SHOES MENS LEATHER					2232
U KINGDOM	PAIR 35	407	717	3795	
ARGENTINA			2	23	
CUBA			49	95	
MEXICO			8082	17058	
U STATES	7121	23733	28432	102947	
	7156	24140	37282	123918	
BOOTS AND SHOES WOMENS LEATHER					2233
U KINGDOM	PAIR 8	108	384	529	
ARGENTINA			1070	3054	
MEXICO	7572	10086	115638	173195	
SWITZRLNO			240	2683	
U STATES	31238	106814	341970	1226156	
	38818	117008	459302	1405617	
BOOTS SHOES CHILDRENS LEATHER					2234
ARGENTINA	PAIR		39	75	
MEXICO			118	131	
U STATES	4533	9038	84697	71531	
	4533	9038	84854	71737	
GARMENTS LEATHER					2235
U KINGDOM				1123	
URUGUAY				90	
U STATES				638	
				88	
				1851	
GLOVES MITTS LEATHER					2236
U KINGDOM		43556		342606	
NFLD				36	
ARGENTINA		7741		14299	
BRAZIL				3395	
MEXICO				601	
U STATES		2239		6865	
		53536		367802	
GLOVES OF KID WOMENS					2237
U KINGDOM				6257	
ARGENTINA		2035		2035	
BELGIUM		41		41	
FRANCE		108		108	
		2184		8441	
HARNESS AND SAODLERY					2238
U KINGDOM		120		17290	
NFLO				100	
ARGENTINA		153		153	
U STATES		7905		54350	
		8178		71893	
LEATHER BELTING					2239
U KINGDOM				11808	
U STATES		3094		44865	
		3094		56673	



Articles and Countries from which Imported	MONTH OF NOVEMBER 1945		ELEVEN MONTHS ENDED NOVEMBER 1945		Class Number
	Quantities	Values (\$)	Quantities	Values (\$)	
MFRS OF LEATHER OR RAWHIDE NOP					2241
U KINGDOM		669		44019	
B INDIA				1799	
ARGENTINA		14		428	
SWITZRLND		148		148	
U STATES		21672		239703	
		22503		286097	
SOLES AND HEELS LEATHER					2243
U KINGDOM				1744	
U STATES		20452		37174	
		20452		38918	
SHOE LIFTS AND WELTING LEATHER					2244
U STATES		4898		96604	
		4898		96604	
STRAPS LEATHER					2245
U KINGDOM		4593		51957	
ARGENTINA		82		82	
SWITZRLNO		1502		1807	
U STATES		16019		129574	
		22196		183420	
BICYCLE SADDLES					2246
NO					
U KINGDOM	1100	1218	12186	13408	
U STATES	14347	12733	58160	49545	
	15447	13951	70346	62953	
BEEF AND VEAL FRESH					2251
U KINGDOM	LB			1667 228	
U STATES		40 12		260 96	
		40 12		1927 324	
MUTTON AND LAMB FRESH					2252
LB					
PORK FRESH					2253
U STATES	LB			580 128	
				580 128	
POULTRY GAME PARTRIDGE SQUARES					2254
U STATES		301		22923	
		301		22923	
RABBITS FROZEN FOR FOX FEED					2256
U STATES	LB			116 231	
				116 231	
EDIBLE OFFAL FRESH					2258
LB					
BACON HAMS OTHER PORK PREPARED					2261
U STATES	LB			80 24 492 190	
		80 24		492 190	
BEEF CANNEU					2262
ARGENTINA	LB			652542 103425	
U STATES				272 58	
				652814 103483	
CANNED MEATS POULTRY GAME NOP					2264
U KINGDOM	LB			1121 396	
U STATES		252 266		1592 961	
		252 266		2713 1357	
EXTRACTS OF MEAT FLUID BEEF					2265
U KINGDOM		74		74	
ARGENTINA		7366		262377	
BRAZIL				37700	
U STATES				1571	
		7440		301722	
MEATS PREPARED NOT CANNED					2266
U STATES	LB			24 13 24 13	
		24 13		24 13	
PORK BARRELLED IN BRINE					2267
U STATES	LB			200 35	
				200 35	
PORK DRY SALTED					2268
LB					
SAUSAGE					2269
U STATES	LB			2413 891 21778 8187	
		2413 891		21778 8187	
SOUPS SOUP PREPARATIONS N O P					2270
U STATES		4137		54776	
		4137		54776	
MILK AND CREAM FRESH					2281
U STATES	GAL			1693 1286 4262 3908	
		1693 1286		4262 3908	
BUTTER					2282
U KINGDOM	LB			1964 589	
ARGENTINA				560 104	
ALASKA				358 297	
U STATES		24 13		613 433	
		24 13		3495 1423	
CASEIN					2283
U KINGDOM	LB			57 36	
NEW ZEAL				179200 18341	
U STATES		3658 1340		28031 8223	
		3658 1340		207288 26600	
CHEESE					2284
U KINGDOM	LB			487 117	
ARGENTINA		59657 22840		318886 99814	
MEXICO				1005 390	
U STATES		26314 11324		274329 125304	
		85971 34164		594707 225625	

Articles and Countries from which Imported	MONTH OF NOVEMBER 1945		ELEVEN MONTHS ENDED NOVEMBER 1945		Class Number
	Quantities	Values (\$)	Quantities	Values (\$)	
MILK CONDENSED	LB				2285
U KINGDOM			12232	1835	
ALASKA			288	54	
U STATES			13279	1735	
			25799	3624	
MILK WHOLE POWDERED	LB				2286
U STATES	2610	654	22972	7478	
	2610	654	22972	7478	
DRIED WHEY SKIMMILK BUTTERMILK	LB				2287
U STATES	12485	1216	741887	57628	
	12485	1216	741887	57628	
OLEIC ACID OR RED OIL	GAL				2288
U KINGDOM			5974	10135	
U STATES	7878	10641	73030	98359	
	7878	10641	79004	108494	
STEARIC ACID	GAL				2289
U KINGDOM			4138	5141	
AUSTRALIA	6678	7647	11158	12887	
URUGUAY			2204	4894	
U STATES	12604	18690	90225	132941	
	19282	26337	107725	155863	
LARD OIL	GAL				2291
U STATES	42	67	291	392	
	42	67	291	392	
NEATS FOOT OIL	GAL				2292
U STATES			292	625	
			292	625	
ANIMAL OIL N O P	GAL				2293
U KINGDOM			3000	1935	
NFLD			4969	1984	
MEXICO			7	59	
U STATES	4975	7175	17651	27169	
	4975	7175	25627	31147	
COD LIVER OIL	GAL				2294
NFLD	34480	80480	117772	286752	
U STATES			9069	32507	
	34480	80480	126841	319259	
FISH OIL N O P	GAL				2295
NFLD	8811	8103	54487	51428	
U STATES	1440	2424	7487	14869	
	10251	10527	61974	66297	
SEAL OIL	GAL				2296
NFLD	2063	1499	56370	47016	
	2063	1499	56370	47016	
WHALE AND SPERMACE TI OIL	GAL				2297
FALKLAND			606658	424458	
NFLD	179401	164943	476980	421261	
CHILE			11550	8974	
NORWAY		37	668372	601338	
U STATES	258	508	78094	60527	
	179659	165488	1841654	1516558	
HALIBUT LIVER OIL					2298
U STATES				1465	
				1465	
FISH OIL CONCENTRATED					2299
NEW ZEAL		6090		13457	
U STATES		1946		22307	
		8036		35764	
FISH OIL FOR FORTIFYING					2300
U KINGDOM		14364		113293	
U STATES		1105		23741	
		15469		137034	
BEE SWAX	LB				2302
U KINGDOM			206072	100797	
B E AFR			18186	7204	
ABYSSINIA			4719	1789	
BRAZIL	11023	5725	22273	11719	
U STATES	6296	7075	64735	42467	
	17319	12800	315985	163976	
CANDLES N D P	LB				2303
U STATES	2115	562	13250	3135	
	2115	562	13250	3135	
GREASE ROUGH	CWT				2304
U KINGDOM	26	313	1936	12802	
AUSTRALIA			2066	11217	
U STATES	2024	20767	17580	172205	
	2050	21080	21582	196224	
LARD AND COMPOUNDS STEARINE	LB				2307
ALASKA			632	165	
U STATES	814	135	129760	7852	
	814	135	130392	8017	
TALLOW	LB				2308
U KINGDOM			490	44	
AUSTRALIA			2788796	217129	
NEW ZEAL	877412	43143	5336094	294110	
ARGENTINA			11118	1111	
U STATES	200	22	632	113	
	877612	43165	8137130	512507	
GELATINE INEDIBLE PHOTOGRAPHIC	LB				2320
U STATES	12564	13078	196583	190314	
	12564	13078	196583	190314	
ANIMAL GLANDS FOR MEDICINE					2321
ARGENTINA		207		207	
U STATES		4792		51503	
		4999		51710	



Articles and Countries from which Imported	MONTH OF NOVEMBER 1945		ELEVEN MONTHS ENDED NOVEMBER 1945		Class Number
	Quantities	Values (\$)	Quantities	Values (\$)	
BLOOD ALBUMEN AND BLOOD DRIED U STATES		862		14296	2324
EGGS IN THE SHELL	00Z	862		14296	2325
ALASKA			510	438	
U STATES	28671	10846	37266	30729	
EGGS YOLK OR ALBUMEN FROZEN U STATES	28671	10846	37776	31167	2326
LB	416	404	1166	1149	
EGGS YOLK OR ALBUMEN DRIED U STATES	416	404	1166	1149	2327
LB	20	33	743	787	
	20	33	743	787	
GELATINE CAPSULES EMPTY U STATES		7270		97730	2328
		7270		97730	
GELATINE EDIBLE	LB				2329
AUSTRALIA	109520	36406	622440	203162	
U STATES	89068	50361	702550	412073	
	198588	86767	1324990	615235	
GELATINE N O P	LB				2331
U KINGDOM			2000	969	
U STATES	125	108	11418	6286	
	125	108	13418	7255	
GLUE ANIMAL POWDERED OR SHEET U KINGDOM	LB		428064	62310	2332
AUSTRALIA	56000	5916	353920	37191	
BRAZIL	31061	9610	214781	38637	
URUGUAY			32720	6174	
U STATES	192686	38934	2765102	485272	
	279747	54460	3794587	629584	
GLUE N O P	LB				2333
U KINGDOM			3749	2425	
U STATES	11923	3516	251368	53170	
	11923	3516	255117	55595	
CATGUT WORMGUT UNMANUFACTURED U KINGDOM				142	2335
SPAIN				185	
U STATES				526	
				853	
GUT AND MANUFACTURES N O P U KINGDOM		226		868	2336
B INDIA				9428	
AUSTRALIA		354		6039	
SPAIN				3086	
U STATES		4816		38021	
		5396		57442	
HONEY AND IMITATIONS THEREOF AUSTRALIA	LB	246400	246400	35774	2337
ARGENTINA	166285	29561	253708	43673	
CHILE			294333	45678	
CUBA			201817	30401	
C RICA			314797	42038	
GUATEMALA			70258	10452	
MEXICO	215924	29514	647795	89557	
SAN DOM			326449	52675	
U STATES	96	40	98223	14795	
	628705	94889	2453780	365043	
MANURES ANIMAL	CWT				2338
U STATES			59778	32772	
			59778	32772	
MUSK IN PODS OR GRAINS U STATES	OZ	26	99	4167	2339
	26	1215	99	4167	
RENNET RAW AND PREPARED U KINGDOM	LB		2152	7498	2340
NEW ZEAL	8191	17950	16444	34713	
U STATES	3513	3177	8350	14299	
	11704	21127	26946	56510	
SAUSAGE CASINGS UNCLEANED AUSTRALIA				2748	2341
				2748	
SAUSAGE CASINGS CLEANED AUSTRALIA		16618		235584	2342
NEW ZEAL		47824		1046445	
U STATES		254		3795	
		64696		1285824	
TANKAGE U STATES	CWT	808	13298	10948	2343
	808	402	13298	10948	
ANIMAL PRODUCTS N O P U KINGDOM				1549	2344
BWI OTHER				33	
NEW ZEAL				799	
MEXICO		76		87	
U STATES		16271		49692	
		16347		52160	
HORSE MEAT AND OFFAL FOR FOXES NEW ZEAL	CWT		1594	13560	2345
U STATES	3	28	631	2217	
	3	28	2225	15777	

## IMPORTS INTO CANADA FOR CONSUMPTION

Articles and Countries from which Imported	MONTH OF NOVEMBER 1945		ELEVEN MONTHS ENDED NOVEMBER 1945		Class Number
	Quantities	Values (\$)	Quantities	Values (\$)	
DDG FOOD AND PET STOCK FOOD				145	2347
MEXICO		7713		63180	
U STATES		7713		63325	
TARIFF 206 254 635 679 686 699				25	2348
PERU				1246	
U STATES				1271	

Articles and Countries from which Imported	MONTH OF NOVEMBER 1945		ELEVEN MONTHS ENDED NOVEMBER 1945		Class Number
	Quantities	Values (\$)	Quantities	Values (\$)	
<u>GROUP 3</u>					
<u>FIBRES TEXTILES AND PRODUCTS</u>					
RAW COTTON	LB				3001
B INDIA	123576	19208	2108151	293905	
BRAZIL	140589	29827	4573774	946177	
EGYPT	73883	34316	338401	165461	
MEXICO	476936	84950	12736382	2355396	
PERU			229132	71968	
U STATES	16404744	3492225	147173763	30493754	
	17219728	3660526	167159603	34326661	
COTTON LINTERS N O P	LB				3002
BRAZIL	1214598	110036	1214598	110036	
MEXICO			617210	48942	
PERU			41315	4148	
U STATES	885881	65119	9278052	744008	
	2100479	175155	11151175	907134	
COTTON LINTERS PULP FOR PAPER	LB				3003
BATTS BATTING WADDING COTTON	LB				3004
U KINGDOM			988	470	
U STATES	53795	15780	693870	211237	
	53795	15780	694858	211707	
CARDED SLIVER COTTON FIBRES	LB				3005
U STATES			234021	65489	
			234021	65489	
COTTON PULP FOR ART SILK YARN	LB				3006
COTTON THREAD N O P	LB				3010
U KINGDOM	1734	2748	24440	32770	
U STATES	23696	39128	116141	186838	
	25430	41876	140581	219608	
COTTON YARNS SINGLES N O P	LB				3011
U KINGDOM	1862	2759	60239	61667	
U STATES	4829	9057	72003	68405	
	6691	11816	132242	130072	
YARNS SINGLES FOR KNIT GOODS	LB				3012
U KINGDOM	4194	4073	149805	112326	
U STATES	70671	41345	1691972	1018940	
	74865	45418	1841777	1131266	
COTTON YARNS N O P	LB				3013
U KINGDOM	8813	9927	221788	227284	
U STATES	91792	65332	527020	392149	
	100605	75259	748808	619433	
CROCHET KNITTING COTTON N O P	LB				3014
U KINGDOM			28853	28744	
U STATES	5060	7731	45363	68363	
	5060	7731	74216	97107	
CORDS AND TWINE COTTON N O P	LB				3015
U KINGDOM	196	126	10966	9143	
U STATES	25334	20520	247583	147662	
	25530	20646	258549	156805	
SEWING COTTON THREAD ON SPOOLS	LB				3016
U STATES	1093	2385	6329	12935	
	1093	2385	6329	12935	
COTTON YARNS TINSEL THREAD	LB				3017
U STATES	853	1380	13862	19008	
	853	1380	13862	19008	
MERCERIZED YARNS 40 AND FINER	LB				3018
U KINGDOM	21070	36460	466097	692206	
U STATES	273	958	1492	2923	
	21343	37418	467589	695129	
COTTON YARNS HANKS FOR THREAD	LB				3019
U KINGDOM	17527	16511	669854	633965	
U STATES	4487	3440	86338	64089	
	22014	19951	756192	698054	
COTTON YARN 2 PLY 80 AND FINER	LB				3020
U KINGDOM	717	2145	25331	62042	
	717	2145	25331	62042	
COTTON YARN BINGLES FOR THREAD	LB				3021
U KINGDOM	40129	30444	1128859	819801	
	40129	30444	1128859	819801	
COTTON YARN TO BE MERCERIZED	LB				3022
U KINGDOM	31730	44690	1247943	1590122	
U STATES			17280	14359	
	31730	44690	1265223	1604481	
COTTON YARNS SINGLES 20 TO 40	LB				3023
U KINGDOM	4279	2679	141630	92425	
	4279	2679	141630	92425	
COTTON FABRICS OVER 80 CTS LB	LB				3026
U KINGDOM	5332	7783	528249	866193	
GUATEMALA	50	157	4052	14414	
MEXICO	1437	1774	4185	6781	
SWITZRLND			304	1737	
U STATES	716339	968735	8627548	12617256	
	723158	978449	9164338	13506381	
COTTON FABRICS 50 TO 80 CTS LB	LB				3027
U KINGDOM	661	397	54726	37067	
U STATES	197147	136398	2644350	1763107	
	197808	136795	2699076	1800174	
COTTON FABRICS UNDER 50 CTS LB	LB				3028
U STATES	7542	2562	35104	12970	
	7542	2562	35104	12970	
COTTON DENIMS	LB				3029
U STATES			22137	13606	
			22137	13606	

Articles and Countries from which Imported	MONTH OF NOVEMBER 1945		ELEVEN MONTHS ENDED NOVEMBER 1945		Class Number
	Quantities	Values (\$)	Quantities	Values (\$)	
COTTON FABRICS FOR HOKCHFS U KINGDOM U STATES		4664		1774 31058 32832	3030
COTTON FABRIC NOT BLEACHED NOP U KINGDOM U STATES	LB 9198 2783858 2793056	5444 1538769 1544213	699819 19575478 20275297	817858 10762704 11580562	3031
CANTON FLANNELS NOT COLOURED U KINGDOM U STATES	LB 142550 142550	145461 145461	89428 1624752 1714180	132329 1625169 1757498	3032
TOWELLING IN THE WEB U KINGDOM U STATES	LB 2208 2208	1809 1809	2385 45804 48189	1808 37064 38872	3033
VOILES SCRIMS NOT COLOURED U KINGDOM U STATES	LB 71 22158 22229	272 37118 37390	8115 200672 208787	12789 344660 357449	3034
COTTON FABRICS BLEACHED N O P U KINGDOM GUATEMALA ALASKA U STATES	LB 213 145031 145244	393 136834 137227	53246 15 119 1370521 1423901	64942 77 111 1275608 1340738	3035
COTTON FABRICS COUNT 100 U STATES	LB		1009 1009	2090 2090	3039
COTTON FABRICS CUT PILE N O P U KINGDOM U STATES	LB 5 42413 42418	11 59998 60009	9479 717754 727233	20672 982162 1002834	3040
COTTON FABRIC FOR TYPE RIBBON U KINGDOM U STATES		904 1232 2136		115964 17425 133389	3041
COTTON FABRIC BILLIARD CLOTH	LB				3042
SAILCLOTH EGYPTIAN COTTON U KINGDOM	LB		138 138	307 307	3043
FILTER CLOTH FOR MINING U KINGDOM U STATES	LB		1002 690 1692	1344 693 2037	3044
COTTON FABRIC KNITTED U KINGDOM U STATES	LB 707 11657 12364	1642 29858 31500	27939 48346 76285	81211 93181 174392	3045
COTTON SHADOW CRETONNES U KINGDOM	LB		1304 1304	2679 2679	3046
COTTON GABARDINES U KINGDOM U STATES	LB		37596 11070 48666	86713 18835 105548	3047
COTTON FABRICS 80 TO 99 COUNT	LB				3048
COTTON FABRICS CUT WEFT PILE U KINGDOM	LB 8012 8012	21070 21070	166988 166988	440646 440646	3049
COTTON FABRICS FOR BOOK COVERS U KINGDOM U STATES	LB 578 7021 7599	430 4566 4996	2267 85098 87365	1973 54737 56710	3050
LACE NOT COLOURED FOR CLOTHING U KINGDOM MEXICO SWITZRLND U STATES		1907 3858 51058 56823		32529 396 12829 333778 379532	3051
LACE COLOURED FOR CLOTHING U KINGDOM SWITZRLND U STATES	LB 14 2405 2419	154 9221 9375	3016 61 15690 18767	20402 852 85179 106433	3052
EMBROIDERIES COTTON N O P U KINGDOM B INOIA AZORES SWITZRLND U STATES	LB 622 241 863	5979 2400 8379	1724 9285 11126	16362 56496 74073	3053
LACE BOBBINET NETS COTTON NOP U KINGDOM B INOIA SWITZRLND U STATES	LB 2964 35 51 4294 7344	16120 573 695 12431 29819	108499 861 94 15455 124909	563470 10420 1381 61651 636922	3054
WHITE COTTON BOBBINET PLAIN U KINGDOM	YO		19228 19228	7324 7324	3055
GLOVES COTTON U KINGDOM B INOIA	OZ PR 1166	9884	19692 1	160584 19	3064



Articles and Countries from which Imported	MONTH OF NOVEMBER 1945		ELEVEN MONTHS ENDED NOVEMBER 1945		Class Number
	Quantities	Values (\$)	Quantities	Values (\$)	
U STATES	60	54	480	684	
SOCKS AND STOCKINGS COTTON	1226	9938	20173	161287	3065
DZ PR					
U KINGDOM	1250	2533	1251	2567	
BRAZIL			42	493	
U STATES			1149	4346	
SHIRTS COTTON NOT KNITTED	1250	2533	2442	7406	3066
LB					
U KINGDOM	7	94	5766	28871	
TRINIDAD			2	101	
U STATES	37	134	670	3122	
UNDERWEAR COTTON KNITTED	44	228	6438	32094	3067
LB					
U STATES			270	717	
COTTON CLDTHING N O P			270	717	3068
LB					
U KINGDOM	181	1509	9991	55410	
GUATEMALA	98	277	560	2284	
MEXICO			87	253	
AZORES	101	241	112	287	
U STATES	1415	4603	12408	35960	
DRESSES COTTON WOMEN CHILDREN	1795	6630	23158	94194	3069
LB					
MEXICO			5	24	
AZORES	10	116	41	201	
U STATES	239	1010	1877	7859	
SMOCKS AND OVERALLS COTTON MEN	249	1126	1923	8084	3070
LB					
U KINGDOM			60	68	
U STATES			584	761	
RAINCOATS WATERPROOFED COTTON			644	829	3071
ND					
U KINGDOM	891	10472	25489	227046	
U STATES	6	74	56	456	
BAGS COTTON	897	10546	25545	227502	3082
LB					
U STATES	9615	7664	79051	58813	
BELTING OF COTTON	9615	7664	79051	58813	3083
U KINGDOM				19618	
U STATES		12474		125172	
BLANKETS OF COTTON		12474		144790	3084
LB					
U KINGDOM	3705	2782	54959	40638	
U STATES	138588	95813	1059578	711628	
BRAIDED WICK FOR CANDLES	142293	98595	1114537	752266	3086
U KINGDOM				1908	
U STATES		2388		20546	
CURTAINS COTTON N O P		2388		22454	3087
LB					
U KINGDOM			2482	6468	
U STATES	43	111	1582	3629	
TABLE AND TRAY CLDTHS COTTON	43	111	4064	10097	3088
LB					
U KINGDOM	199	1577	13333	65535	
INDIA			937	12581	
MALTA			109	223	
GUATEMALA	20	84	2687	9929	
MEXICO			457	808	
SWITZRLND	30	955	114	3985	
U STATES	20	57	895	1387	
DUCK SEAMLESS COTTON FOR HOSE	269	2673	18532	94448	3089
U STATES		18964		136304	
FRINGES AND TABELS COTTON		18964		136304	3090
LB					
U STATES	1559	1813	5167	8177	
HANDKERCHIEFS COTTON	1559	1813	5167	8177	3091
LB					
U KINGDOM	2671	15321	47668	215643	
AZORES			49	796	
SWITZRLND	2617	54382	9597	154077	
U STATES	992	3816	24386	73832	
LADDER TAPES FOR BLINDS	6280	73519	81700	444348	3092
U KINGDOM		3777		81895	
U STATES				636	
MANTLE STOCKING FOR GAS LIGHT		3777		82531	3093
QUILTS COUNTERPANES COTTON					3094
LB					
U KINGDOM			1171	506	
GUATEMALA			66	213	
U STATES	53	128	3479	3550	
SHEETS COTTON	53	128	4716	4269	3095
LB					
U KINGDOM			112	154	
AZORES			5	20	
U STATES	142138	125600	1344581	1197986	
TOWELS COTTON	142138	125600	1344698	1198160	3096
LB					
U KINGDOM	2495	1848	71880	54706	
AZORES	419	2698	419	2698	
U STATES	147002	132347	359670	337249	
	149916	136893	431969	394653	

Articles and Countries from which Imported	MONTH OF NOVEMBER 1945		ELEVEN MONTHS ENDED NOVEMBER 1945		Class Number
	Quantities	Values (\$)	Quantities	Values (\$)	
COTTON MANUFACTURES N O P	LB				3097
U KINGDOM	1551	1877	39170	40185	
GUATEMALA			4	21	
MEXICO	300	196	315	276	
SWITZRLND	94	469	120	966	
U STATES	37718	44304	401708	476441	
	39663	46846	441317	517889	
WASH CLOTHS BATH MATS COTTON	LB				3098
U STATES	4583	5656	29256	35854	
	4583	5656	29256	35854	
PILLOW CASES COTTON	LB				3100
U KINGDOM			299	454	
AZORES	526	2542	539	2618	
U STATES	28543	29267	315324	328885	
	29069	31809	316162	331957	
FIBRILLA FLAX FIBRE AND TOW	CWT				3111
U STATES			6369	55822	
			6369	55822	
HEMP DRESSED OR UNDRESSED	CWT				3112
JUTE AND JUTE BUTTS	CWT				3113
B INDIA			41492	404400	
BEL CONGO			38	539	
			41530	404939	
OAKUM OF FLAX HEMP OR JUTE	CWT				3114
U STATES	2367	24160	15102	163891	
	2367	24160	15102	163891	
BATTS WADDING VEGETABLE FIBRES	LB				3115
U STATES	809	138	563784	49411	
	809	138	563784	49411	
YARNS JUTE SINGLES N O P	LB				3121
B INDIA			725008	122367	
U STATES	300434	57311	2860124	561485	
	300434	57311	3585132	683852	
YARNS VEGETABLE FIBRE SINGLES	LB				3122
U STATES	20	47	620	371	
	20	47	620	371	
YARNS CORDS TWINE OF JUTE N O P	LB				3123
U KINGDOM	2202	311	115032	17416	
B INDIA			637686	99053	
U STATES	5090	1677	12346	4090	
	7292	1988	765064	120559	
YARNS CORDS TWINE VEG FIB N O P	LB				3124
U KINGDOM	4537	4842	37786	25045	
MEXICO	1010	291	21332	5865	
U STATES	14550	5007	76758	46677	
	20097	10140	135876	77587	
LINEN THREAD FOR SEWING	LB				3125
U KINGDOM	12862	22248	202193	341029	
U STATES	439	1111	2983	7682	
	13301	23359	205176	348711	
YARNS VEG FIBRE FOR WEAVING	LB				3126
U KINGDOM	7004	7406	189222	183676	
B INDIA	38979	6872	289682	49886	
U STATES	12696	4687	264270	66814	
	58679	18965	743174	300376	
CANVAS TWINE OF FLAX FOR SAILS					3131
NFLD				100	
				100	
FABRICS CHIEFLY FLAX OR HEMP	LB				3132
U KINGDOM	17923	39475	198457	384560	
U STATES	130	1141	19562	22606	
	18053	40616	218019	407166	
FABRICS JUTE UNBLEACHED N O P	YD				3134
U KINGDOM			5574	1991	
B INDIA	5446000	462262	119937741	11031548	
U STATES			1750	337	
	5446000	462262	119945065	11033876	
FABRICS OF JUTE N O P	YD				3135
U KINGDOM			1100	430	
			1100	430	
FABRIC JUTE 12INS WIDE OR LESS					3136
B INDIA		3322		3322	
U STATES				717	
		3322		4039	
FAB VEG FIB 12INS WIDE OR LESS					3137
U KINGDOM		6277		183307	
U STATES		29388		217625	
		35665		400932	
FABRICS VEG FIBRE N O P CUT PILE	YD				3138
U KINGDOM			1339	1097	
U STATES	1091	1721	17048	7117	
	1091	1721	18387	8214	
TOWELLING TABLE CLOTHS IN WEB	LB				3139
U KINGDOM	9114	19354	68098	123114	
U STATES	1287	1967	25397	18930	
	10401	21321	93495	142044	
WOVEN DRESS LINENS	LB				3140
CLOTHING VEGETABLE FIBRES N O P	LB				3162
U KINGDOM	3	76	856	8104	
AZORES			6	56	
U STATES	6	15	533	1357	
	9	91	1395	9517	

Articles and Countries from which Imported	MONTH OF NOVEMBER 1945		ELEVEN MONTHS ENDED NOVEMBER 1945		Class Number
	Quantities	Values (\$)	Quantities	Values (\$)	
BAGS SACKS OF HEMP LINEN JUTE B INDIA U STATES		280360 309		648275 12782	3171
		280669		661057	
CARPETING MATS RUGS HEMP JUTE HAYTI U STATES		5075		299	3172
		5075		52763	
DIAPERS QUILTS VEG FIBRE N O P LB				53062	3173
FIRE HOSE LINEN U KINGDOM U STATES		614		40354	3174
		614		144	
HANDKERCHIEFS FLAX OR HEMP LB U KINGDOM AZORES SWITZRLND U STATES	16575 14 384 9	130733 211 5582 194	65189 335 1115 50	585457 7412 24112 1825	3175
	16982	136720	66689	618806	
SAILS FOR BOATS AND SHIPS U KINGDOM U STATES				524 333	3176
				857	
TOWELS GLASS CLOTHS CRASH HUCK LB U KINGDOM AZORES U STATES	8871 15	18447 41	118228 93	230313 382	3177
			9235	10751	
	8886	18488	127556	241446	
SHEETS TABLECLOTHS TOWELS FLAX LB U KINGDOM MALTA HAYTI AZORES U STATES	17709 5 279	68271 21 3555	162103 332 1386 274	509469 2731 15680 549	3178
	17993	71847	164362	528703	
JUTE MANUFACTURES N O P U KINGDOM U STATES		789 475		2568 1514	3179
		1264		4082	
VEGETABLE FIBRE MFRS N O P LB U KINGDOM B INDIA MALTA NFLD ARGENTINA HAYTI U STATES	3004	5305	65001 504 2 20 16 665	72394 201 76 26 42 983	3180
	137345	72011	929591	818293	
	140349	77316	995799	892015	
RAW SILK AND COCOONS LB					3201
GARNETTED SILK WASTES LB					3202
YARNS THROWN SILK IN THE GUM LB					3211
YARNS SINGLES SPUN SILK N O P LB					3212
THREADS CORDS TWIST SILK N O P U STATES		244		4569	3213
		244		4569	
YARN SILK FOR KNITTING WEAVING LB					3214
YARNS SILK METALLIC COVERED U STATES				296	3215
				296	
YARNS SILK N O P U STATES				239	3216
				239	
BOLTING CLOTH NOT MADE UP U KINGDOM SWITZRLND U STATES		9459		775 1483	3221
		9459		66502	
				68760	
KNITTED FABRICS SILK LB U KINGDOM U STATES			2	72	3222
	94	235	94	235	
	94	235	96	307	
FABRICS SILK 20 IN UNFINISHED YO					3223
FABRICS SILK N O P YO U KINGDOM SWITZRLND U STATES	699	1477	3577 61	5491 501	3224
	1826	10607	4867	25183	
	2525	12084	8505	31175	
FABRICS SILK 26 INCHES OR LESS U STATES				50	3225
				50	
RIBBONS SILK UNDER 12 INCHES U KINGDOM U STATES		201		1705	3228
		118		634	
		319		2339	
FABRICS SILK FOR NECKWEAR U KINGDOM SWITZRLND U STATES		3000		118781	3229
		22204		90206	
		159097		1410466	
		184301		1619453	



Articles and Countries from which Imported	MONTH OF NOVEMBER 1945		ELEVEN MONTHS ENDED NOVEMBER 1945		Class Number
	Quantities	Values (\$)	Quantities	Values (\$)	
UMBRELLA COVERING FABRICS					3230
U KINGDOM				6041	
SWITZRLND		493		493	
U STATES		12832		85097	
		13325		91631	
FABRICS PILE SILK OR ART SILK	YD				3232
U KINGDOM			9247	11059	
U STATES	5118	8035	32068	64991	
		8035	41315	76050	
SOCKS AND STOCKINGS SILK	OZ PR				3244
U KINGDOM			1	52	
BRAZIL			17	327	
U STATES	55	1222	185	5810	
		1222	203	6189	
UNDERWEAR SILK KNITTED	LB				3245
U KINGDOM	6	172	6	172	
		172	6	172	
CLOTHING SILK N O P	OZ				3246
U KINGDOM	756	1090	15183	18016	
U STATES	16	12	811	448	
		1102	15994	18464	
DRESSES SILK WOMENS CHILDRENS	OZ				3247
U KINGDOM	131	263	839	4246	
U STATES	8	17	363	928	
		280	1202	5174	
CLOTHING SILK WOMENS CHILDRENS	OZ				3248
U KINGDOM	180	630	260	789	
U STATES			128	276	
		630	388	1065	
HANDKERCHIEFS SILK	OZ				3251
U KINGDOM			255	439	
			255	439	
SILK MANUFACTURES N O P	OZ				3252
U KINGDOM	384	295	1486	538	
MALTA			129	276	
U STATES	58	71	3549	2453	
		366	5164	3267	
WOOL IN THE GREASE	LB				3261
U KINGDOM			297282	99169	
AUSTRALIA	299301	97688	4824503	1786499	
NEW ZEAL	72765	23092	3238748	990765	
ARGENTINA			60000	13986	
GREENLAND			13118	3492	
URUGUAY			81746	36551	
		120780	8515397	2930462	
WOOL WASHED OR SCOURED	LB				3262
U KINGDOM	75955	34662	720000	313802	
B S AFR	78039	38540	1255124	670778	
B INDIA	54158	24096	1640860	654759	
AUSTRALIA	1899178	969247	6756195	3442910	
NEW ZEAL	610654	286354	5905401	2177689	
ARGENTINA			10544	5321	
U STATES			700	1175	
		1352899	16288824	7266434	
WOOL PULLED OR SLIPED	LB				3263
U KINGDOM			108566	38798	
NEW ZEAL	67299	24894	3615217	1275516	
		24894	3723783	1314314	
HAIR OF CAMEL ALPACA GOAT	LB				3264
B S AFR			89778	60851	
ARGENTINA			175	1067	
PERU			46994	27623	
RUSSIA			1333	828	
U STATES	104	63	35569	30486	
		63	173849	120855	
WEDS WOOD	LB				3265
U KINGDOM			107674	66176	
AUSTRALIA	79775	49784	250488	156355	
U STATES			549	542	
		49784	358711	223073	
WORSTED TOPS	LB				3266
U KINGDOM	107566	84637	4749872	4457196	
AUSTRALIA	359673	345704	1535009	1466060	
U STATES	2703	4223	8011	11787	
		434564	6292892	5935043	
GARNETTED WOOL WASTE	LB				3267
U KINGDOM			56283	41240	
B S AFR			28629	24449	
AUSTRALIA	28509	18319	98147	56942	
U STATES	2029	1435	17785	16543	
		19754	200844	139174	
YARNS WOOL N O P	LB				3271
U KINGDOM	8017	16770	103005	226214	
U STATES	305	3008	1478	7319	
		19778	104483	233533	
YARNS OR WARPS WOOL FOR MFRERS	LB				3272
U KINGDOM	114826	166506	2342784	3327467	
U STATES	154240	176056	1813518	2059502	
		342562	4156302	5386969	
YARNS OR WARPS HAIR FOR MFRERS	LB				3273
U KINGDOM	298	766	66944	75102	
U STATES			3615	3813	
		766	70559	78915	
YARN MOHAIR FOR PILE FABRICS	LB				3274
U KINGDOM			85526	118388	
			85526	118388	



Articles and Countries from which Imported	MONTH OF NOVEMBER 1945		ELEVEN MONTHS ENDED NOVEMBER 1945		Class Number
	Quantities	Values (\$)	Quantities	Values (\$)	
YARNS WOOL FOR 6 OZ FABRICS U KINGDOM	LB		92677	118745	3275
WOOL FAB IN GRAY OVR 4 TO 6 OZ U KINGDOM	LB		92677	118745	3281
WOOL FAB IN GRAY 4 OZ OR LESS U KINGDOM	LB	9210 21052	240783	531058	3282
KNITTED FABRICS WOOL N O P U KINGDOM	LB	12344 33382	572617	1347940	3283
U STATES			6097	22436	
FLANNELS	LB	2625 6942	47483	127254	3284
U STATES			53580	149690	
FELT CLOTH N O P	LB	6642 14853	75413	150356	3285
U STATES			3	11	
OVERCOATINGS	LB	6642 14853	75416	150367	3286
U STATES			844	2119	
TWEEDS	LB	73 135	319814	901564	3287
U STATES			73 135	320658	
WDRSTEDS AND SERGES	LB	10272 14233	218173	341499	3288
U STATES			10272 14233	218173	
WOVEN FABRICS N O P WOOL	LB	33711 52823	745738	1194889	3289
U STATES			33711 52823	745738	
U STATES	LB	116599 294453	2979855	7206878	3290
U STATES			1577 3475	3475	
U STATES			566 2291	19130	51322
U STATES			118742 300219	3000562	7261675
WOVEN FABRICS N O P WOOL	LB	6914 21978	121170	328017	3291
U STATES			951	4655	
U STATES			1236 4463	36714	61779
U STATES			8150 26441	158835	394451
LUSTRES ITALIAN LININGS	LB		10916	23760	3292
U STATES			10916	23760	
WOOL FAB 12 INS WIDE OR LESS		201		2783	3293
U STATES				191	
WOOL FABRICS CUT PILE PLUSH	LB	201		2974	3294
U STATES					
U STATES	LB	2852 7571	45844	83568	3295
U STATES			1084 4230	13342	44422
U STATES			3936 11801	59186	127990
BILLIARD CLOTH OF WOOL FABRIC	LB	682 1661	30679	82240	3296
U STATES			2	12	
U STATES			682 1661	30681	82252
MELTON CLOTH FOR TENNIS BALLS	LB	776 1650	8182	17100	3297
U STATES			5874	7806	
U STATES			776 1650	14056	24906
SLIPPER CLOTH FOR FOOTWEAR	LB				3298
FILTER PRESS CLOTH OF WOOL	LB		51229	49641	3299
U STATES			8153	6245	
U STATES			59382	55886	
CARPETS AXMINSTER IN ROLLS	SQ FT	10553 19524	98250	64940	3300
U STATES			4588	1197	
U STATES			10553 19524	102838	66137
CARPETS AXMINSTER SQUARES	SQ FT	972 318	31927	17274	3301
U STATES			144 25	321	
U STATES			1116 343	32951	17595
CARPET BRUSSELS WILTON IN ROLL	SQ FT	3044 1714	34717	18658	3302
U STATES			3044 1714	34717	18658
CARPET BRUSSELS WILTON SQUARES	SQ FT	720 523	15969	5054	3303
U STATES			720 523	2749	1802
U STATES			720 523	18718	6856
CARPETS INGRAIN IN ROLLS	SQ FT		3758	1411	3304
U STATES			3758	1411	
CARPETS INGRAIN SQUARES	SQ FT	19872 8447	2568	824	3305
U STATES			173412	39439	
U STATES			1473	348	
U STATES			54	82	
U STATES			2099 2271	8745	6828
U STATES			21971 10718	186252	47521
CARPETS ORIENTAL SQUARES	SQ FT	171697 97646	2791	1283	3306
U STATES			751853	605170	
U STATES			18162	38385	
U STATES			9	50	
U STATES			7441	18913	
U STATES			9826	21920	
U STATES			690 825	1452	1338
U STATES			172387 98471	791534	687059

Articles and Countries from which Imported	MONTH OF NOVEMBER 1945		ELEVEN MONTHS ENDED NOVEMBER 1945		Class Number
	Quantities	Values (\$)	Quantities	Values (\$)	
CARPETS TAPESTRY IN ROLLS	SQ FT				3308
CARPETS TAPESTRY SQUARES	SQ FT				3309
MATS HEARTH RUGS AND RUNNERS	SQ FT				3310
U KINGDOM	591	231	4243	2055	
B INDIA			28042	5007	
NFLD			60	25	
MEXICO			1468	489	
U STATES	2558	1191	19611	10509	
SHAWLS WOOL	LB				3321
U KINGDOM			373	1400	
CHILE			92	392	
U STATES			14	93	
			479	1885	
SOCKS AND STOCKINGS WOOL	DZ PR				3322
U KINGDOM	3	53	16	321	
ARGENTINA			3	89	
U STATES	13	86	62	575	
	16	139	81	985	
UNDERWEAR WOOL KNITTED	LB				3323
CLOTHING WOOL WOMENS CHILDRENS	LB				3324
U KINGDOM	849	11215	17531	150435	
BERMUDA			5	30	
GUATEMALA			5	28	
U STATES	1177	6031	15220	99050	
	2026	17246	32761	249543	
CLOTHING N O P WOOL	LB				3325
U KINGDOM	990	8870	14804	105797	
GUATEMALA			24	51	
MEXICO			199	765	
U STATES	256	636	237766	1303057	
	1246	9506	252793	1409670	
CLOTHING WOOL MENS OUTERWEAR	LB				3326
U KINGDOM	3407	21459	32511	203953	
U STATES	54	548	5174	17342	
	3461	22007	37685	221295	
BELTING OF CAMELS HAIR					3341
U KINGDOM				34047	
U STATES				105	
				34152	
BLANKETS N O P WOOL	LB				3342
U KINGDOM	13769	13760	155791	154211	
CHILE			20	97	
GUATEMALA	14	63	31	114	
U STATES	3154	3836	179996	134708	
	16937	17659	335838	289130	
FELT PRESSED	LB				3343
U KINGDOM			6134	10259	
U STATES	673	1739	7595	17942	
	673	1739	13729	28201	
RUGS RAILWAY STEAMER AND AUTO	LB				3344
U KINGDOM	326	505	6093	16306	
U STATES			264	561	
	326	505	6357	16867	
WOOL MANUFACTURES N O P	LB				3345
U KINGDOM	581	1390	7037	23183	
B INDIA			23	180	
MEXICO			200	508	
U STATES	1530	3948	16190	51003	
	2111	5338	23450	74874	
YARNS ART SILK ACETATE SINGLES	LB				3360
U KINGDOM	44695	40395	1665370	1520148	
U STATES	45662	33602	3027690	2303201	
	90357	73997	4693060	3823349	
YARNS ART SILK SINGLES N O P	LB				3361
U KINGDOM	87631	108673	1673262	1820026	
U STATES	9556	7054	253738	184972	
	97187	115732	1927050	2004998	
YARNS THREADS ART SILK N O P	LB				3362
U KINGDOM	14915	17788	274456	305405	
U STATES	44039	32122	176403	187231	
	58954	49910	450859	492636	
YARNS ART SILK FOR PILE FABRIC	LB				3363
U KINGDOM	2537	2493	10572	10425	
	2537	2493	10572	10425	
YARNS ART SILK ACETATE TWIST	LB				3364
U STATES	9	13	7322	19715	
	9	13	7322	19715	
STAPLE FIBRE OF ART SILK	LB				3365
U KINGDOM	184983	51577	6284568	1834288	
U STATES	3044	2489	40159	29810	
	188027	54066	6324727	1864098	
TOPS OF ART SILK	LB				3366
U KINGDOM			9757	2690	
U STATES			24459	10879	
			34216	13569	
WASTE AND SHORT FIBRE ART SILK	LB				3367
U STATES	1142	5603	30717	18128	
	1142	5603	30717	18128	
YARNS FROM POLYAMIDES NYLON	LB				3368
U STATES	1	111	2241	10396	
	1	111	2241	10396	

Articles and Countries from which Imported	MONTH OF NOVEMBER 1945		ELEVEN MONTHS ENDED NOVEMBER 1945		Class Number
	Quantities	Values (\$)	Quantities	Values (\$)	
YARNS ART SILK FOR TIRE FABRIC U STATES	LB 166202	78969	6256697	2986041	3369
	166202	78969	6256697	2986041	
KNITTED FABRIC ARTIFICIAL SILK U KINGDOM	LB 7842	14252	59170	114492	3371
SWITZRLND	153	744	153	744	
U STATES	48959	128076	294116	960038	
	56954	143072	353439	1075274	
FABRICS ARTIFICIAL SILK N O P U KINGDOM	LB 11835	26017	1073894	1965801	3372
SWITZRLND	4202	30823	5513	39839	
U STATES	108869	232127	2737912	4003049	
	124906	288967	3817319	6008689	
RIBBONS ARTIFICIAL SILK U KINGDOM		1285		13480	3373
TRINIDAD				3930	
FRANCE		2594		2594	
SWITZRLND		25409		110639	
U STATES		72210		486869	
		101498		617512	
GLOVES ARTIFICIAL SILK U KINGDOM	DZ PR		60	407	3380
U STATES	1	33	1	33	
	1	33	61	440	
SOCKS AND STOCKINGS ART SILK U STATES	DZ PR		147	595	3382
	5	84	147	595	
	5	84	147	595	
CLOTHING OF ART SILK N O P U KINGDOM	OZ 13598	11559	130477	104131	3383
U STATES	1634	836	22778	11403	
	15232	12395	153255	115534	
DRESSES RAYON WOMENS CHILDRENS U KINGDOM	OZ 1383	1608	5235	13411	3384
AZORES	7866	2835	16565	10374	
U STATES	7269	6197	41281	40304	
	16518	10640	63081	64089	
UNDERWEAR KNITTED ART SILK	LB				3385
CURTAINS ARTIFICIAL SILK U STATES	OZ		40	17	3390
			40	17	
HANDKERCHIEFS ARTIFICIAL SILK U KINGDOM	OZ 6683	5350	100357	41429	3391
AZORES	236	200	5362	5038	
SWITZRLND	20915	17120	23513	20007	
U STATES			93	98	
	27834	22670	129325	66572	
ART SILK MANUFACTURES N O P U KINGDOM	OZ 20676	4515	204336	46697	3392
AZORES	1849	862	4989	2779	
U STATES	46371	13938	450185	128443	
	68896	19315	659510	177919	
ART SILK FOR ELEC APPARATUS U STATES		1590		4766	3393
		1590		4766	
HAIR CLOTH U KINGDOM		1014		24700	3401
U STATES				119	
		1014		24819	
FILTER PRESS CLOTH OF HAIR					3402
KAPOK B INDIA	CWT		2619	81334	3411
U STATES			1439	24833	
			4058	106167	
MANILA FIBRE	CWT				3412
SISAL ISTLE TAMPICO FIBRE B E AFR	CWT 16187	129973	184774	1432118	3413
CHILE			1683	44309	
CUBA			595	5614	
HAYTI	762	6835	1094	9871	
MEXICO	51178	499564	431798	3956908	
PORT AFR			31678	243319	
U STATES	116	3320	10694	257777	
	68243	639692	662316	5949916	
VEGETABLE FIBRE N O P U KINGDOM	CWT		22	739	3414
B E AFR			28	757	
G COAST			38	754	
NIGERIA			25	488	
S LEONE			60	1532	
B INDIA	24	504	2336	34513	
ARGENTINA			26	350	
BEL CONGO			4	67	
BRAZIL	196	4111	1529	31631	
LIBERIA	562	5806	1002	12366	
MEXICO	1	62	58	1388	
U STATES	3998	16973	22766	129549	
	4781	27456	27894	214134	
GRASSES SEAWEEED MOSSES BAGASSE U STATES		4983		65272	3421
		4983		65272	
BINDER TWINE U STATES	CWT		41	482	3422
			41	482	



Articles and Countries from which Imported	MONTH OF NOVEMBER 1945		ELEVEN MONTHS ENDED NOVEMBER 1945		Class Number
	Quantities	Values (\$)	Quantities	Values (\$)	
COIR AND COIR YARN B INDIA JAMAICA U STATES	CWT				3423
	1781	19495	12943	112392	
	11	72	27	252	
	1792	19567	12973	112675	
MATS RUGS N O P OF COCOA FIBRE B INDIA U STATES	SQ YD				3424
	60736	24905	112796	52906	
			32	51	
	60736	24905	112828	52957	
STRAW OR PAPER CARPETING RUGS JAMAICA HAYTI MEXICO U STATES				424	3425
		158		1325	
				342	
		4878		26760	
		5036		28851	
VEGETABLE FIBRES FOR BRUSHES U KINGDOM B INDIA BRAZIL MEXICO U STATES	CWT				3428
			10	1255	
			12	250	
			106	2217	
	30	1708	747	23436	
	304	8374	1158	35864	
	334	10082	2033	63022	
MATS CUT PILE OF COCOA FIBRE B INDIA U STATES	SQ FT				3429
	477514	95448	1334743	217342	
	30	25	156	118	
	477544	95473	1334899	217460	
WASTE FOR FURTHER PREPARATION U KINGDOM B INDIA AUSTRALIA BRAZIL U STATES	CWT				3451
			3451	52956	
			3828	26915	
	194	8630	857	35400	
	444	6725	557	8580	
	16393	189259	158467	1833390	
	17031	204614	167160	1957241	
WASTE FOR WIPING RAGS N O P U KINGDOM ARGENTINA BRAZIL URUGUAY U STATES	CWT				3452
			35	806	
			236	3457	
			51	563	
			681	10474	
	22501	111339	203573	1007316	
	22501	111339	204576	1022616	
WASTE GARNETTED READY FOR USE U KINGDOM B INDIA AUSTRALIA U STATES	LB				3453
			3417	4391	
			152561	9258	
			6375	1415	
	215660	21461	2685906	241312	
	215660	21461	2848259	256376	
BATTS BATTING WADDING WOOL U STATES	LB				3454
			200	57	
			200	57	
FISH NETS NETTINGS COMMERCIAL U KINGDOM N FLO U STATES		14603		838546	3460
			100	310	
		3535		59161	
			18238	898017	
FISHING LINES COMMERCIAL U KINGDOM U STATES	LB				3461
	5650	8548	316905	250752	
	5685	7820	181590	128601	
	11335	16368	498495	379353	
CORDAGE OVER 1 IN CIRC N O P	LB				3462
CORDAGE MANILA OVER 1 IN CIRC U STATES	LB				3463
			26537	16864	
			26537	16864	
CORDAGE COMMERCIAL FISH NET U STATES	LB				3464
			1414	339	
			1414	339	
CORDAGE VEG FIB OVER 1 IN CIRC U KINGDOM B S AFR N FLD HAYTI U STATES	LB				3465
	34106	2322	356833	62850	
			3310	132	
			6537	164	
	8298	651	8298	651	
	6460	1231	277239	36066	
	48864	4204	652217	99863	
COTTON FABRIC RUBBERIZED U STATES	LB				3472
	110078	72840	194657	146510	
	110078	72840	194657	146510	
COTTON WINDOW SHADE CLOTH U KINGDOM U STATES	LB				3473
			22326	14796	
	2087	1373	20879	15280	
	2087	1373	43205	30076	
COTTON FABRICS COATED N O P U KINGDOM U STATES	LB				3474
	2976	8306	33410	53838	
	90404	84892	2377171	1374228	
	93380	93198	2410581	1428066	
ARTISTS CANVAS COATED PREPARED U KINGDOM U STATES				799	3475
		309		1482	
		309		2281	
CANVAS FLAX FOR TENTS AWNINGS U KINGDOM U STATES	LB				3476
			7064	5766	
			395	208	
		7459	5974		
FABRICS JUTE COATED					3478



Articles and Countries from which Imported	MONTH OF NOVEMBER 1945		ELEVEN MONTHS ENDED NOVEMBER 1945		Class Number
	Quantities	Values (\$)	Quantities	Values (\$)	
FABRICS VEG FIBRE COATED	LB				
U KINGDOM	51	46	2807	2317	3479
U STATES	3908	3001	282383	154566	
	3959	3047	285190	156883	
FABRICS FOR BRATTICE CLOTH					
U KINGDOM				56040	3480
U STATES				493	
				56533	
FABRICS SILK COATED					
U STATES				400	3481
				400	
FABRICS WOOL COATED	LB				
U KINGDOM			868	2310	3483
U STATES			1659	4530	
			2527	6840	
FABRICS ART SILK COATED					
U STATES		24398		380650	3484
		24398		380650	
OIL CLOTH FLOOR LINOLEUM	LB				
U KINGDOM			200	30	3485
U STATES	593899	62326	8570147	868721	
	593899	62326	8570347	868751	
OIL CLOTH CARRIAGE SHELF TABLE	LB				
U KINGDOM			71335	27874	3486
U STATES	90225	79892	533679	398590	
	90225	79892	605014	426464	
TYPEWRITER RIBBONS	LB				
U KINGDOM			486	1236	3487
U STATES	870	4825	6231	34576	
	870	4825	6717	35812	
FABRICS COTTON TO COVER RUBBER					
U STATES		32231		239378	3488
		32231		239378	
CORD TIRE FABRICS ART SILK	LB				
U STATES	45047	29312	2644755	1787469	3489
	45047	29312	2644755	1787469	
STIFFENING FABRIC SISAL JUTE					
LACE EMBROIDERIES BOBBINET NOP					
U KINGDOM		36545		273581	3501
B INDIA				847	
MALTA		113		464	
FRANCE		1058		1058	
AZORES				754	
SWITZRLND		13856		13856	
U STATES		25428		230419	
		77000		520979	
CORSETS GIRDLES BRASSIERES					
U STATES		27		5620	3510
		27		5620	
BRACES OR SUSPENDERS AND PARTS					
U KINGDOM				1533	3511
U STATES		10561		77715	
		10561		79248	
CHURCH VESTMENTS ANY MATERIAL					
U KINGDOM		46		1610	3512
U STATES		141		2816	
		187		4426	
GARMENTS KNITTED N O P	LB				
U KINGDOM	1752	18527	26863	201199	3514
URUGUAY			25	227	
U STATES	1404	8995	19984	67377	
	3156	27522	46872	268803	
GLOVES MITTS AND MITTENS N O P	OZ PR				
U KINGDOM	295	2335	1081	8366	3515
ARGENTINA			4	129	
U STATES			91	795	
	295	2335	1176	9290	
BERETS OF WOOL KNITTED FULLED	DOZ				
U KINGDOM			13	192	3516
			13	192	
CAPS BONNETS BERETS N O P					
U KINGDOM				4285	3517
B INDIA				23	
U STATES		629		13301	
		629		17609	
HATS OF FUR FELT	DOZ				
U KINGDOM	55	2893	1747	77860	3518
U STATES	88	4938	921	60094	
	143	7831	2668	137954	
HATS OF WOOL FELT	DOZ				
U KINGDOM	50	741	235	3785	3519
MEXICO			1	295	
U STATES	130	3142	1054	23291	
	180	3883	1290	27371	
HATS N O P	DOZ				
U KINGDOM			5	566	3521
JAMAICA			59	1276	
MEXICO			35	315	
U STATES	346	7356	3034	87685	
	346	7356	3133	89848	
FIREMENS SAFETY HELMETS					
U KINGDOM				396	3522
U STATES		5041		60844	
		5041		61240	

Articles and Countries from which Imported	MONTH OF NOVEMBER 1945		ELEVEN MONTHS ENDED NOVEMBER 1945		Class Number
	Quantities	Values (\$)	Quantities	Values (\$)	
KNITTED GOODS N O P	LB				3524
U STATES	4068	6680	19237	49427	
	4068	6680	19237	49427	
UNDERWEAR N O P KNITTED	LB				3525
SOLES COTTON FOR FOOTWEAR					3549
USED BAGS OF VEGETABLE FIBRE					3550
U KINGDOM				283	
COLUMBIA				13166	
ST PIERRE				766	
U STATES		218664		873537	
		218664		887752	
BELTING N O P					3551
U KINGDOM				12857	
U STATES		5396		58301	
		5396		71158	
BLANKETS FOR PRINTING PRESSES					3552
U KINGDOM				8188	
U STATES		9814		115365	
		9814		123553	
BRAIDS CORDS CHENILLE N O P					3553
U KINGDOM		924		4091	
SWITZRLND				363	
U STATES		18104		113645	
		19028		118099	
CARPETS N O P	SQ FT				3554
AUSTRALIA	984	1521	984	1521	
MEXICO	347	281	16892	3052	
U STATES	7534	2213	140240	72329	
	8865	4015	158116	76902	
CRAPES BLACK MOURNING					3556
CURTAINS N O P					3557
FELT ADHESIVE FOR VESSELS					3558
U KINGDOM				5406	
				5406	
HAT BRAIDS NOT OVER 6 INCHES					3559
ECUADOR				988	
MEXICO				2067	
SWITZRLND		126549		310089	
U STATES		64677		299481	
		191226		612625	
HAT SWEATS CAP PEAKS AND BANDS					3560
U KINGDOM		93		5038	
U STATES		41325		286330	
		41418		291368	
HOODS AND SHAPES DF FUR FELT					3561
U STATES		789		19785	
		789		19785	
HOODS AND SHAPES OF WOOL FELT	DOZ				3562
U STATES			21	339	
			21	339	
HOODS AND SHAPES KNITTED					3563
ECUADOR		7880		57958	
MEXICO				67978	
SWITZRLND				843	
U STATES		169		4195	
		8049		130974	
HOODS AND SHAPES N O P	DOZ				3564
U STATES	420	3769	3526	19666	
	420	3769	3526	19666	
MATERIALS FOR HAT BRAIDS					3565
SURGICAL DRESSINGS					3566
U KINGDOM				2646	
U STATES		22120		308466	
		22120		311112	
ELASTIC WEBBING FOR MFRS					3567
U KINGDOM				2302	
U STATES		1608		11917	
		1608		14219	
ELASTIC WEBBING N O P					3568
U KINGDOM				716	
U STATES		6368		54113	
		6368		54829	
WINDOW SHADES ON ROLLERS N O P					3569
U STATES		23		6425	
		23		6425	
NONELASTIC FABRICS FOR GARTERS					3571
U KINGDOM				658	
U STATES		60		2643	
		60		3301	
FABRICS FOR CARD CLOTHING					3572
FIBRE OR TEXTILE PRODUCTS NOP					3573
JAMAICA				1652	
BWI OTHER				12	
HAYTI				5576	
MEXICO				118	
U STATES		37		900	
		37		8258	
BRAIDED CORD 1 IN CIHC OR LESS					3574
U KINGDOM				8515	
U STATES		1707		14482	
		1707		22997	

IMPORTS INTO CANADA FOR CONSUMPTION

Articles and Countries from which Imported	MONTH OF NOVEMBER 1945		ELEVEN MONTHS ENDED NOVEMBER 1945		Class Number
	Quantities	Values (\$)	Quantities	Values (\$)	
<u>GROUP 4</u>					
<u>WOOD WOOD PRODUCTS AND PAPER</u>					
CANE REED OR RATTAN					4002
B INDIA				4628	
MEXICO				18	
U STATES		3879		38698	
		3879		43344	
OSIERS WILLOWS AND BAMBOOS					4003
B INDIA		696		5023	
ARGENTINA		1338		9574	
MEXICO		19		109	
U STATES				6063	
		2053		20769	
CORKWOOD UNMANUFACTURED					4011
PORTUGAL				88905	
U STATES				3157	
				92062	
FENCE POSTS	NO				4021
U STATES	655	333	3559	2192	
	655	333	3559	2192	
HICKORY BILLETS					4022
U STATES		17679		124517	
		17679		124517	
POLES TELEGRAPH AND PILING	NO				4024
U STATES	128	2005	1773	17546	
	128	2005	1773	17546	
RAILWAY TIES	NO				4025
U STATES	18474	37794	172905	337464	
	18474	37794	172905	337464	
LOGS ROUND UNMANUFACTURED NOP	M FT				4026
U STATES	1704	45031	12064	353427	
	1704	45031	12064	353427	
HANDLE SHINGLE BOLTS FELLOES					4032
U STATES				17700	
				17700	
HUB LAST WAGON OAR GUN BLOCKS					4033
U KINGDOM				115	
U STATES		57339		563370	
		57339		563485	
WOOD TEN PIN BLOCKS ROUGH					4034
U STATES				2616	
				2616	
TEAK AMARANTH TROPICAL WOODS					4041
U KINGDOM				302	
G COAST				2241	
B GUIANA				3315	
B HOND		312		701	
JAMAICA				63	
AUSTRALIA		3137		40922	
BRAZIL				3482	
COLOMBIA				6421	
C RICA				5476	
CUBA				622	
ECUADOR		2861		82433	
FR AFRICA				13081	
GUATEMALA				2611	
HAYTI				744	
U STATES		2754		79170	
		9064		241584	
ASH WHITE	M FT				4042
U STATES	38	4165	407	42192	
	38	4165	407	42192	
CEDAR	M FT				4043
U STATES	41	6932	1446	132061	
	41	6932	1446	132061	
CHESTNUT	M FT				4044
U STATES			4	175	
			4	175	
FIR	M FT				4045
U STATES	166	12427	4444	315860	
	166	12427	4444	315860	
GUMWOOD	M FT				4046
U STATES	215	10887	489	31769	
	215	10887	489	31769	
HEMLOCK	M FT				4047
HICKORY	M FT				4048
U STATES	150	12524	916	75536	
	150	12524	916	75536	
MAHOGANY	M FT				4049
G COAST	190	30396	1005	116568	
B HOND	288	73005	662	173896	
AUSTRALIA	1	100	16	1552	
BRAZIL				122	
COLOMBIA			50	7437	
GUATEMALA			36	7420	
U STATES	74	15567	500	127613	
	553	119068	2269	434608	
OAK	M FT				4050
U STATES	1565	134757	12857	1103853	
	1565	134757	12857	1103853	
PINE SOUTHERN YELLOW OR PITCH	M FT				4051
U STATES	186	18249	2508	209783	
	186	18249	2508	209783	



## IMPORTS INTO CANADA FOR CONSUMPTION

Articles and Countries from which Imported	MONTH OF NOVEMBER 1945		ELEVEN MONTHS ENDED NOVEMBER 1945		Class Number
	Quantities	Values (\$)	Quantities	Values (\$)	
PINE WHITE OR OTHER M O P U STATES	M FT 857	43065	6863	372855	4052
POPLAR U STATES	M FT 857	43065	6863	372855	4053
REDWOOD U STATES	M FT 23	2239	159	14780	4054
WALNUT U STATES	M FT 23	2239	159	14780	4055
LUMBER AND TIMBER HARDWOOD M O P U KINGDOM U STATES	M FT 31 31	1060 1060	519 519	36517 36517	4056
LUMBER AND TIMBER M O P MFLD U STATES	M FT 2 9	92 368	94 140	3996 4571	4057
HARDWOOD FLOORING U STATES	M FT 11	460	234	3567	4058
PINE PONDEROSA AND SUGAR U STATES	M FT 95 95	7138 7138	694 694	62882 62882	4059
LATHS U STATES	M FT 1010	53285	11803	636787	4071
PICKETS PLAIN U STATES	M 1010	53285	11803	636787	4072
PLYWOOD GLUED OR CEMENTED U STATES		2466		37064	4073
SHINGLES OF WOOD U STATES	SQ 11	151	79	429	4074
VENEERS OF ROSEWOOD ETC U STATES		16950		86723	4075
VENEERS OF WOOD M O P U STATES		16950		86723	4076
VENEERS OF WOOD TAPED JOINTED U STATES		42924		329664	4077
VENEERS AUSTRALIAN BLACKWOOD U STATES		42924		329664	4078
PLYWOOD FACED WITH METAL U STATES		1393		1516	4079
BARK CRUDE FOR TANNERS USE U STATES	CWT 162	295			4081
FIREWOOD U STATES	CORO 162	295	1827	7120	4082
PULPWOOD U STATES	CORO 384	4269	3674	57074	4083
SAWDUST OF WOOD OF ALL KINDS U STATES		4269	3674	57074	4084
BARRELS EMPTY SLACK U STATES		869		7981	4090
BARRELS EMPTY TIGHT CUBA ALASKA U STATES		869		7981	4091
STAVES HEADINGS POPLAR ROUGH U STATES			265	514	4093
STAVES OAK SAWN SPLIT OR CUT U STATES			86	1001	4094
STAVES ROUGH SAWN M O P U STATES		3557	101583	255130	4095
STAVES 5 EIGHTHS INCH OR OVER U STATES		3557	101934	256645	4096
STAVES M O P U STATES	M 214	15482	2384	200047	4097
WOODEN PAILS AND TUBS U STATES	M 214	15482	2384	200047	4098
HOOPS HEADS AND LINERS OF WOOD U STATES			354	25344	4099
CORK SLABS BOARDS U KINGDOM SPAIN U STATES			354	25344	4101
CORKS THREE FOURTHS IN OR LESS PORTUGAL SPAIN	LB				4102
		16897		287431	
		16897		287431	
				725	
				1226	
				115	
				2066	
			4790	5272	
			9017	8467	



Articles and Countries from which Imported	MONTH OF NOVEMBER 1945		ELEVEN MONTHS ENDED NOVEMBER 1945		Class Number
	Quantities	Values (\$)	Quantities	Values (\$)	
U STATES			10 52	6 725	
CORKS OVER THREE FOURTHS INCH	LB		14859	20464	4103
PORTUGAL			53033	26681	
SPAIN			59174	45691	
U STATES	191	303	25618	31320	
CORK BLOCKS FROM CORK WASTE	191	303	137825	103692	4104
U KINGDOM				342	
PORTUGAL		6831		421789	
SPAIN		65356		311942	
U STATES		59058		757613	
MANUFACTURES OF CORKWOOD		131245		1491686	4105
U KINGDOM				14461	
PORTUGAL				57137	
SPAIN				5001	
U STATES		13934		145640	
BICYCLE RIM STRIPS OF MAPLE		13934		222239	4111
BILLETS OF WOOD FOR BATS					4112
U STATES		4423		9964	
GUN STOCKS OF WALNUT ROUGH		4423		9964	4113
WOOD HANDLES FOR AGRIC IMPL					4114
U STATES		16141		184684	
HANDLES OF WOOD N O P		16141		184684	4118
U STATES		14257		131203	
SHAFTS OR HEADS FOR GOLF CLUBS		14257		131203	4119
U STATES		552		7734	
LASTS OF WOOD		552		7734	4120
U STATES		2060		21171	
MEXICAN SADDLE TREES		2060		21171	4121
STIRRUPS					
U STATES		738		8829	
SPOKES HICKORY OAK ROUGH		738		8829	4122
U STATES		5341		23977	
WALKING STICKS AND CANES		5341		23977	4125
U KINGDOM		360		5917	
B INOFA		150		150	
U STATES		510		4684	
SOOA PULP	CWT			10751	4131
SULPHITE PULP UNBLEACHED	CWT				4132
U STATES	18592	65166	196771	676790	
SULPHITE PULP BLEACHED	CWT	65166	196771	676790	4133
U STATES	4042	24545	55166	342216	
SULPHATE OR KRAFT PULP	CWT	24545	55166	342216	4134
WOOD PULP MECHANICAL	CWT				4135
U STATES	479	1852	14624	53088	
PULP OF STRAW OR VEG FIBRE NOP	CWT	1852	14624	53088	4136
U KINGDOM			482	12421	
U STATES	4858	47525	51634	488945	
BOBBINS SHUTTLES AND SPOOLS		47525	52116	501366	4141
U KINGDOM				3477	
U STATES		12175		84009	
CASKETS COFFINS AND METAL PTS		12175		87486	4142
U STATES		7995		51535	
CHARCOAL MADE FROM WOOD	TON	7995		51535	4143
U STATES	38	1655	303	14819	
CHURNB N O P WASHBOARDS		38	303	14819	4144
U STATES		206		2924	
CLOTHES PINS AND PARTS	GROSS	206		2924	4145
U STATES	245	344	393	613	
CRUTCHES OR STAFFS		245	393	613	4146
U STATES		894		8336	
CURTAIN STRETCHERS		894		8336	4147
U STATES		499		4532	
DOORS WOOD 6 FT X 2 FT OR OVER	NO	499		4532	4148
U STATES	1068	5050	29488	110922	
EXCELSIOR OR WOOD WOOL		1068	29488	110922	4149
U STATES				3642	
				3642	

Articles and Countries from which Imported	MONTH OF NOVEMBER 1945		ELEVEN MONTHS ENDED NOVEMBER 1945		Class Number
	Quantities	Values (\$)	Quantities	Values (\$)	
FIBRE AND MANUFACTURES					
U KINGDOM		1689		3769	4150
U STATES		42864		638223	
		44553		642092	
FURNITURE MAINLY OF					
U KINGDOM		204		3359	4151
JAMAICA				31	
HAYTI				5839	
MEXICO		20		9599	
SWITZRLND				50	
U STATES		84676		642214	
		84900		661092	
MATCHES OF WOOD					
U STATES		1275		5435	4152
		1275		5435	
MOULDINGS OF WOOD					
U STATES		11653		47247	4153
		11653		47247	
SKIS RACQUETS AND FRAMES					
U KINGDOM		20		4805	4154
INDIA		37		1865	
SWEDEN		12312		12312	
SWITZRLND		927		927	
U STATES		2293		13464	
		15589		33373	
WINDOW SASH OF WOOD					
U STATES		959		7503	4155
		959		7503	
WOOD BOXES CRATES AND					
SHOOKS					
U KINGDOM		30		28900	4156
U STATES		1684		82507	
		1714		111407	
MANUFACTURES OF WOOD					
U KINGDOM		273		12502	4157
BERMUDA				150	
INDIA				467	
JAMAICA				1189	
NFLD				180	
ARGENTINA				394	
BRAZIL				456	
HAYTI		75		95	
MEXICO		10		11900	
SWITZRLND				59	
U STATES		106869		943169	
		107227		970561	
BOWLS TRAYS AND DISHES					
OF WOOD					
U KINGDOM				116	4158
JAMAICA				36	
ARGENTINA				140	
BRAZIL				46	
CUBA				55	
HAYTI		6133		55597	
MEXICO		602		3591	
U STATES		14320		119825	
		21055		179406	
CARD STOCK BRISTOL BOARD					
U STATES	LB	81946	9685	1003773	4161
		81946	9685	1003773	
CHIPBOARD NEWS BOARD					
U STATES	LB	18193	1245	336126	4162
		18193	1245	336126	
LEATHER BOARD LEATHER					
OIO MFRS					
U STATES		486		11845	4163
		486		11845	
MILLBOARD AND BINDERS					
BOARD					
U STATES	LB	171592	7727	1530755	4164
		171592	7727	1530755	
PULPBOARD FOR MFR OF					
WALLBOARD					
U STATES	LB	808530	24104	11010017	4165
		808530	24104	11010017	
PULPBOARD TO WRAP ROLLS					
PAPER					
U STATES	LB	225037	7459	1725651	4166
		225037	7459	1725651	
STRAWBOARD					
U STATES	LB	8200	273	56466	4167
		8200	273	56466	
TEST BOARD FOR CONTAINERS					
U STATES	LB			73675	4168
				73675	
WALLBOARD BUILDING BOARD					
U KINGDOM					
U STATES	LB	1075729	80581	8373445	4169
		1075729	80581	8377056	
PULPBOARD OTHER FIBRE					
BOARD					
NDP					
U KINGDOM					
U STATES	LB	405711	56506	4703577	4170
		405711	56506	4704567	
ELECTRIC INSULATING					
PRESSBOARD					
U KINGDOM					
U STATES	LB	66678	10776	10276	4171
		66678	10776	345213	
				56529	
				58325	
FELTBOARD					
U STATES	LB	385885	13769	5015386	4172
		385885	13769	5015386	
				187986	
				187986	

Articles and Countries from which Imported	MONTH OF NOVEMBER 1945		ELEVEN MONTHS ENDED NOVEMBER 1945		Class Number
	Quantities	Values (\$)	Quantities	Values (\$)	
PRESSBOARD N O P	LB				4173
U KINGDOM			9744	1828	
U STATES	34094	5780	305918	58406	
	34094	5780	315662	60234	
SHOEBOARDS	LB				4174
U STATES	61547	23533	574723	192179	
	61547	23533	574723	192179	
ENAMELLED PAPER	LB				4178
U STATES	3014	654	19073	2528	
	3014	654	19073	2528	
CARBON PAPER	LB				4179
U KINGDOM	509	305	4555	4290	
U STATES	8507	5594	87806	71904	
	9016	5899	92361	76194	
ROTOGRAVURE PRINTING PAPER	LB				4180
BOOK PAPER FOR PERIODICALS	LB				4181
BOOK PRINTING LITHO PAPER N O P	LB				4182
U KINGDOM			22932	4692	
NFLD	595747	18170	595747	18170	
U STATES	80470	9943	1016055	194761	
	676217	28113	1634734	217623	
BOOK PRINTING PAPER COATED N O P	LB				4183
U STATES	16039	2563	161398	22604	
	16039	2563	161398	22604	
COATED PAPERS FOR PERIODICALS	LB				4184
U STATES	230	41	870	140	
	230	41	870	140	
COVER PAPERS NOT PASTED COATED	LB				4185
U STATES	17067	1789	268830	31499	
	17067	1789	268830	31499	
COVER PAPERS PASTED COATED	LB				4186
U STATES	21969	5122	247442	59810	
	21969	5122	247442	59810	
SURFACE COATED PAPER N O P	LB				4187
U KINGDOM	2392	1262	55073	25309	
U STATES	99447	34177	1173014	389015	
	101839	35439	1228087	414324	
NEWSPRINT PAPER	LB				4188
WAXED PAPER IN PACKAGE FORM	LB				4189
U STATES	66926	8571	528382	68181	
	66926	8571	528382	68181	
WAXED PAPER FOR WRAPPING N O P	LB				4190
U STATES	116595	14764	1082718	142725	
	116595	14764	1082718	142725	
GREASEPROOF AND GLASSINE PAPER	LB				4191
U STATES	69591	12439	957988	187854	
	69591	12439	957988	187854	
TISSUE WRAPPING PAPER	LB				4192
U STATES	3534	1138	129721	13631	
	3534	1138	129721	13631	
VEGETABLE PARCHMENT PAPER	LB				4193
U STATES	61425	10771	350726	59835	
	61425	10771	350726	59835	
WAXED PAPER N O P	LB				4194
U STATES			278	238	
			278	238	
WRAPPING PAPER KRAFT	LB				4195
U STATES	73655	3527	221357	17527	
	73655	3527	221357	17527	
WRAPPING PAPER OILED COATED	LB				4196
U KINGDOM			4360	2445	
U STATES	37472	11139	837458	162897	
	37472	11139	841818	165342	
WRAPPING PAPER ALL KINDS N O P	LB				4197
U STATES	175529	16190	591695	50084	
	175529	16190	591695	50084	
DUPLEX BACKING PAPER	LB				4198
U STATES	102349	29568	571626	161607	
	102349	29568	571626	161607	
IMITATION PARCHMENT WRAPPING	LB				4199
WRAPPER SHEETS AND HEADS	LB				4200
U STATES	29415	1161	426901	17388	
	29415	1161	426901	17388	
BOND AND LEDGER PAPERS UNCUT	LB				4201
U KINGDOM			793	532	
U STATES	121886	11006	1343492	113628	
	121886	11006	1344285	114160	
ENVELOPES	M				4202
U KINGDOM			42	535	
U STATES	2780	7661	16007	50383	
	2780	7661	16049	50918	
ONION SKIN AND MANIFOLD PAPER	LB				4203
U STATES	10242	6728	127387	75518	
	10242	6728	127387	75518	
BOXED PAPER AND PAPERERIES					4204
U KINGDOM				1938	
U STATES		3530		2306	
		3530		25244	
HAND MADE PAPER 40 C OR OVER	LB				4205
U KINGDOM			1201	722	
			1201	722	



Articles and Countries from which Imported	MONTH OF NOVEMBER 1945		ELEVEN MONTHS ENDED NOVEMBER 1945		Class Number
	Quantities	Values (\$)	Quantities	Values (\$)	
WASTE PAPER	CWT				4209
U STATES	15634	26079	139866	181275	
	15634	26079	139866	181275	
ELECTRIC CABLE INSULATING PAPER	LB				4210
U STATES	103903	35446	845274	289192	
	103903	35446	845274	289192	
PHOTOGRAPHERS PAPERS					4211
U KINGDOM		1275		27599	
U STATES		26433		434727	
		27708		462326	
BLOTTING PAPER NOT PRINTED	LB				4212
U STATES	15418	2039	247537	30660	
	15418	2039	247537	30660	
CIGARETTE PAPER UNGUMMED	LB				4213
U STATES	117432	63021	846176	427323	
	117432	63021	846176	427323	
CIGARETTE PAPER GUMMED ROLLS	LB				4214
U STATES			4084	1859	
			4084	1859	
CIGARETTE PAPERS IN PACKETS	LB				4215
U STATES	12553	11313	116189	102549	
	12553	11313	116189	102549	
CREPE PAPER DECORATIVE ROLLS					4216
U STATES		1600		4479	
		1600		4479	
GUMMED PAPER	LB				4217
U KINGDOM	3557	1247	32122	7450	
U STATES	53221	11436	561765	141323	
	56778	12683	593887	148773	
HANGINGS OR WALL PAPER	LB				4218
U KINGDOM			1093	614	
U STATES	87270	24959	891087	244860	
	87270	24959	892180	245474	
HEMP PAPER FOR SHOT SHELLS					4219
U KINGDOM		181		181	
U STATES		7597		82206	
		7778		82387	
PAPIERMACHE WARE N O P					4220
U STATES		460		10691	
		460		10691	
PAPER FOR PLAYER PIANO ROLLS					4221
PAPER OECALCOMANIA					4222
U KINGDOM		1585		11410	
U STATES		3724		31842	
		5309		43252	
PAPER MATRIX FOR PRINTING	LB				4223
U KINGDOM			3032	576	
U STATES	39514	7595	525443	105827	
	39514	7595	528475	106403	
PAPER MATTING FOR MFRS					4224
U STATES		1443		16510	
		1443		16510	
PAPER PHOTO BARYTA COATED					4225
U STATES		23866		278505	
		23866		278505	
ROOFING AND SHINGLES OF FELT					4226
U KINGDOM				1032	
U STATES		235		964	
		235		1996	
TARRED PAPER ROOFING SHEATHING	LB				4227
U KINGDOM	58418	5527	58418	5527	
U STATES	2174739	66637	14342696	538967	
	2233157	72164	14401114	544494	
TISSUE PAPER N O P	LB				4228
U KINGDOM			3653	2224	
U STATES	26388	2872	386506	52439	
	26388	2872	390159	54663	
TOILET PAPER	LB				4229
U STATES			244881	25902	
			244881	25902	
TOWELS AND NAPKINS PLAIN	LB				4230
U STATES	213600	16649	1827628	134398	
	213600	16649	1827628	134398	
WAXED STENCIL PAPER					4231
U KINGDOM		473		187234	
U STATES		3175		42648	
		3648		229882	
ALL KINDS OF PAPER N O P					4232
U KINGDOM		12		1219	
U STATES		23443		225881	
		23455		227100	
TISSUE PAPER OF MULBERRY PULP	LB				4233
U STATES			393	851	
			393	851	
FACIAL TISSUES HANDKERCHIEFS	LB				4234
U STATES	391702	44720	9727584	982001	
	391702	44720	9727584	982001	
PAPER NAPKINS N O P	LB				4235
U STATES			286	77	
			286	77	
CARBONIZING TISSUE PAPER	LB				4236
U KINGDOM			160593	101163	
U STATES	22795	3852	152489	31294	
	22795	3852	313082	132457	

Articles and Countries from which Imported	MONTH OF NOVEMBER 1945		ELEVEN MONTHS ENDED NOVEMBER 1945		Class Number
	Quantities	Values (\$)	Quantities	Values (\$)	
CABLE INSULATING PAPER N O P U STATES	LB 16997	3728	134525	28094	4237
CASH REGISTER PAPER U STATES	LB 5331	387	7188	773	4238
FILTER PAPER U KINGDOM U STATES	LB 29097	25524	210 161131	64 125549	4239
TABULATING PAPER AND STOCK U STATES	LB 29097	25524	161341	125613	4240
BAGS AND SACKS OF PAPER U KINGDOM U STATES	LB 405886	14348	2164686	180755	4241
PAPER PROTECTORS FOR PLANTS U STATES	LB 405886	38378	310 3705713	109 357646	4242
CONTAINERS PAPERBOARD N O P U KINGDOM U STATES	LB 139399	278 278	278	17855	4243
MILK BOTTLE CAPS OF PAPER U STATES	LB 139399	43437	228 1186658	59 441391	4244
PAPER TUBES AND CONES FOR YARN U KINGDOM U STATES		209 209		2936 2936	4245
PAPER PATTERNS BOOT AND SHOE U STATES		2892		697 31520	4246
POCKET SPUTUM CUPS AND REFILLS U STATES		2892		32217	4247
TWINE YARN PAPER FOR FURNITURE U STATES		1630		4589	4248
WINDOW BLINDS OF PAPER U STATES		1630		4589	4249
MANUFACTURES OF PAPER N O P U KINGDOM U STATES		2995		599	4250
PAPER CORES U STATES	LB 98525	4524	2995 2995	59396 59396	4251
PAPER CUPS DISHES TABLEWARE U STATES	LB 98525	4524		810 810	4252
PAPER DOILIES AND LACE PAPER U STATES	LB 221	104		42299 1368345	4253
PAPER NOVELTIES FLOWERS GAMES U KINGDOM MEXICO U STATES		3253 140854 144107		42299 1368345 1410644	4254
PAPER PATTERNS N D P U STATES	LB 221	104	1138809	64617	4255
SHIPPING CONTAINERS U STATES	LB 348533	19368	1138809	64617	4256
TRAYS FOR PACKAGING APPLES U STATES		4988		88931	4257
ARTISTS PROOF ETCHINGS U KINGDOM U STATES	LB 221	104		88931	4258
ADMIRALTY CHARTS MANUSCRIPTS U KINGDOM U STATES		1135		11491	4259
BLUE PRINTS AND BUILDING PLANS U KINGDOM S AFR S GUIANA AUSTRALIA U STATES		29 6748 7912		4048 55845 71384	4260
MUSIC FOR MECHANICAL PIANOS U STATES		18237		162110	4261
MUSIC PRINTED U KINGDOM BELGIUM FRANCE U STATES	LB 348533	19368		162110	4262
NEWSPAPERS OR COMIC SECTIONS U STATES		348533	3195601	185477	4263
		19368	3195601	185477	4264
		959		17977	4265
		959		17977	4266
		300		4369	4267
		78		3117	4268
		378		7486	4269
		199		6078	4270
		764		16595	4271
		963		22673	4272
		103		12097	4273
		23386		43 40 466	4274
		23489		334899 347545	4275
		959		9288	4276
		959		9288	4277
		1359		18908	4278
		428		22	4279
		42000		1096	4280
		43787		349798	4281
		3789		369824	4282
		3789		67263	4283
		3789		67263	4284

## IMPORTS INTO CANADA FOR CONSUMPTION

Articles and Countries from which Imported	MONTH OF NOVEMBER 1945		ELEVEN MONTHS ENDED NOVEMBER 1945		Class Number
	Quantities	Values (\$)	Quantities	Values (\$)	
MAGAZINES NEWSPAPERS UNBOUND					4267
U KINGDOM		3712		34160	
AUSTRALIA				3836	
FRANCE				312	
RUSSIA				61	
SWITZRLND		1180		1644	
U STATES		791977		6761926	
		796869		6801939	
PHOTOGRAPHS NEWS ILLUSTRATION					4268
U STATES		8250		104404	
		8250		104404	
PHOTOGRAPHS CHROMOS M O P					4269
U KINGDOM		9354		32741	
MEXICO		117		690	
SWITZRLND		1722		3899	
U STATES		114568		1211038	
		125761		1248368	
TRANSFERS FOR CHINAWARE					4270
U KINGDOM		128		11195	
U STATES		420		20588	
		548		31783	
PHOTOGRAPHS FOR REPRODUCTION					4271
U STATES		4703		48286	
		4703		48286	
PAPER FOR DUPLICATING MACHINES	LB				4290
U STATES			17854	21291	
			17854	21291	
ADVERTISING AND PRINTED MATTER	LB				4291
U KINGDOM	1396	2523	29199	66955	
FRANCE	898	3871	1710	5920	
NETHRLNOS			75	40	
SWEDEN			280	170	
SWITZRLND	846	590	5183	5330	
U STATES	166591	126439	1679603	1229430	
	169731	133423	1716050	1307845	
BANK NOTES PRINTEU MATTER NOP					4292
U KINGDOM		1234		10887	
AUSTRALIA				55	
RUSSIA				272	
SWITZRLND		344		1071	
U STATES		111777		839629	
		113355		851914	
CARDS FOR PLAYING	PACK				4293
U KINGDOM	720	378	1312	667	
U STATES	22182	7705	209013	38132	
	22902	8083	210325	38799	
HAND MADE DRAWINGS DR DESIGNS					4294
U STATES		2698		22450	
		2698		22450	
LABELS TAGS TICKETS					4295
U KINGDOM		180		9457	
B S AFR				54	
B GUIANA				114	
AUSTRALIA		66		66	
CUBA		55		1700	
PORTUGAL		34		34	
U STATES		14374		186625	
		14709		198050	
PICTORIAL POST CARDS FOLDERS	LB				4296
U KINGDOM	45	50	3397	4581	
SWITZRLND	15	10	267	495	
U STATES	28608	29161	176413	281632	
	28668	29221	180077	286708	
BIBLES PRAYER BOOKS HYMN BOOKS					4301
U KINGDOM		6093		99931	
B S AFR				79	
B INDIA				31	
AUSTRALIA				222	
CUBA				458	
FRANCE		207		348	
MEXICO				40	
PORTUGAL				158	
SWITZRLND				3203	
U STATES		111841		941348	
		118141		1045818	
BLANK BOOKS RULED DR PLAIN					4302
U KINGDOM		695		3512	
SWITZRLND				353	
U STATES		15929		102171	
		16624		106036	
BOOKS OVER 12 YEARS OLD					4303
U KINGDOM				151	
NFLD		400		400	
U STATES		175		2111	
		575		2662	
TEXT BOOKS FOR BCHOOLS COLLEGE					4305
U KINGDOM		14107		142678	
AUSTRALIA				21	
ARGENTINA				78	
BELGIUM		1599		1599	
CHILE				566	
FRANCE		117		522	
MEXICO				283	
PERU				132	
U STATES		207904		1825360	
		223727		1971239	



Articles and Countries from which Imported	MONTH OF NOVEMBER 1945		ELEVEN MONTHS ENDED NOVEMBER 1945		Class Number
	Quantities	Values (\$)	Quantities	Values (\$)	
BOOKS NOVELS FICTION					4306
U KINGDOM				190	
U STATES		13017		68244	
		13017		68434	
BOOKS SCIENCE FOR LIBRARIES					4307
U KINGDOM		1606		35286	
B INDIA				58	
NFLD				270	
AUSTRALIA		2305		3491	
NEW ZEAL				1284	
SWITZRLND		78		2837	
U STATES		108759		909523	
		112748		952742	
BOOKS GOVERNMENT ASSOCIATION					4308
U KINGDOM				661	
ARGENTINA				25	
SWITZRLND				76	
U STATES		702		10414	
		702		11176	
FREIGHT RATES FOR RAILWAYS					4309
U STATES		792		11164	
		792		11164	
BOOKS PRINTED PERIODICALS NOP					4310
U KINGDOM		18202		222499	
RUSSIA				246	
U STATES		440914		3192244	
		459116		3414989	
BOOKS FOREIGN LANGUAGE					4311
U KINGDOM		34		1981	
B S AFR		60		60	
ARGENTINA				3373	
BELGIUM		80		80	
BRAZIL		210		3440	
CHILE				43	
FRANCE		1836		11568	
ICELAND				158	
MEXICO		12		783	
RUSSIA				827	
U STATES		2891		41208	
		5123		63521	



Articles and Countries from which Imported	MONTH OF NOVEMBER 1945		ELEVEN MONTHS ENDED NOVEMBER 1945		Class Number
	Quantities	Values (\$)	Quantities	Values (\$)	
<b>GROUP 5</b>					
<b>IRON AND ITS PRODUCTS</b>					
IRON ORE	TON				5001
U KINGDOM			17	1400	
NFLD	91763	163862	687882	1228222	
SWEDEN			14701	94704	
U STATES	686546	1548562	2987243	7177512	
	778309	1712424	3689843	8501838	
FERRO TUNGSTEN	CWT				5010
U STATES			5	928	
			5	928	
PIG IRON FOR AGRIC IMPLEMENTS	TON				5011
PIG IRON N O P	TON				5012
U STATES	58	2279	7422	225661	
	58	2279	7422	225661	
FERRO MANG UNDER 1 PC SILICON	CWT				5013
U STATES	1135	16577	4118	47928	
	1135	16577	4118	47928	
SILICO MANG OVER 1 PC SILICON	CWT				5014
FERRO SILICON	CWT				5015
U STATES	501	6444	1908	24487	
	501	6444	1908	24487	
ALLOYS N O P FOR MFR OF STEEL	CWT				5018
U STATES	2746	52755	32238	808787	
	2746	52755	32238	808787	
BILLETS BESSEMER FOR TUBES	TON				5019
INGOTS COGGEED BLOOMS	TON				5020
SLABS NOP			20	3926	
U KINGDOM	128	7730	25399	1272589	
U STATES	128	7730	25419	1276515	
INGOTS NOT LESS THAN 3 CTS LB	TON				5021
U STATES			58	4451	
			58	4451	
INGOTS FOR FORGINGS	TON				5022
INCOTS NOP					
U STATES	28	1471	15029	531445	
	28	1471	15029	531445	
SPONGE IRON	TON				5024
U STATES			5	166	
			5	166	
CAST SCRAP	TON				5031
U STATES	577	7903	21630	209357	
	577	7903	21630	209357	
WROUGHT SCRAP	TON				5032
U KINGDOM	22	103	386	2098	
NFLD			9	80	
RUSSIA			61	310	
U STATES	1732	28690	32250	545242	
	1754	28793	32706	547730	
TIN PLATE SCRAP	TON				5033
U STATES	169	3066	909	16453	
	169	3066	909	16453	
AXLES FOR RAILWAY VEHICLES					5041
U STATES		7681		74564	
		7681		74564	
AXLES FOR VEHICLES N O P					5042
U KINGDOM				225	
U STATES		16945		187102	
		16945		187327	
AXLES N O P					5043
U KINGDOM				56	
U STATES		711		11334	
		711		11390	
CASTINGS FOR AGRIC IMPLEMENTS					5044
U STATES		57431		968219	
		57431		968219	
INGOT MOULDS FOR STEEL					5045
U STATES		43951		1116105	
		43951		1116105	
MOULDS N O P					5046
U KINGDOM				11175	
U STATES		6382		55265	
		6382		66440	
CASTINGS MALLEABLE N O P	CWT				5047
U KINGDOM	10	240	44	825	
U STATES	2312	24056	19603	255309	
	2322	24296	19647	256134	
CASTINGS NON MALLEABLE N O P	CWT				5048
U KINGDOM			7	129	
U STATES	3114	26421	20577	204735	
	3114	26421	20584	204864	
CASTINGS OF STEEL N O P	CWT				5049
U STATES	1600	20832	79719	1240394	
	1600	20832	79719	1240394	
FORGINGS N O P					5050
U KINGDOM				1612	
U STATES		36644		539599	
		36644		541211	
FORGINGS HOLLOW AND 20 TONS					5051
U KINGDOM				43362	
U STATES		4083		34133	
		4083		77495	



Articles and Countries from which Imported	MONTH OF NOVEMBER 1945		ELEVEN MONTHS ENDED NOVEMBER 1945		Class Number
	Quantities	Values (\$)	Quantities	Values (\$)	
PISTON RING CASTINGS ROUGH U STATES		3967		33984	5052
		3967		33984	
PRESSED STEEL RAILWAY WHEELS U KINGDOM				42678	5053
U STATES		2949		81451	
		2949		124129	
CASTINGS FOR RAILWAY VEHICLES U STATES		49568		609166	5054
		49568		609166	
TIRES STEEL ROUGH RAILWAY CWT			11095	76745	5055
U KINGDOM					
U STATES	25245	115338	245992	1131149	
	25245	115338	257087	1207894	
FORGINGS FOR SURGICAL INSTR U STATES				5866	5056
				5866	
STEEL WHEELS NOP FOR RAILWAYS U KINGDOM		2670		67122	5057
U STATES		20667		666863	
		23337		733985	
FORGED GOLF CLUB HEADS U STATES		3755		4700	5058
		3755		4700	
SEMI FINISHED PISTON CASTINGS U STATES		6630		195600	5059
		6630		195600	
BARS BILLETS HOT ROLLED N D P CWT			440375	1308723	5071
U STATES	36916	107420	440375	1308723	
	36916	107420	440375	1308723	
BARS BILLETS COLD ROLLED N D P CWT			209	3738	5072
U KINGDOM					
U STATES	8528	55506	111003	686273	
	8528	55506	111212	690011	
BARS BILLETS H R 4CTS AND OVER CWT			3755	70600	5073
U KINGDOM					
U STATES	4107	62842	76019	932566	
	4107	62842	79774	1003166	
BARS BILLETS HAMMERED N D P CWT			10	389	5074
U KINGDOM					
U STATES	100	2060	703	12971	
	100	2060	713	13360	
BARS HOT ROLLED FOR SHAFTING CWT					5075
BARS SHEETS STRIP FOR SHOVELS CWT					5076
U STATES			544	2366	
			544	2366	
BARS FOR AGRIC IMPLEMENTS CWT					5077
U STATES	11291	46303	99671	348682	
	11291	46303	99671	348682	
RAILWAY RAILS N D P TON					5078
U STATES	484	22113	2119	96560	
	484	22113	2119	96560	
STEEL GROOVED TRAMWAY RAILS TON					5079
U STATES			1167	65369	
			1167	65369	
SHAPES FOR HINGES CWT					5080
BARS HOT R ROUNDS AND SQUARES CWT					5081
U KINGDOM			1878	7616	
U STATES	1587	7371	24863	125810	
	1587	7371	26741	133426	
RODS FOR HORSESHOE NAILS CWT					5101
RODS FOR MANUFACTURE OF CHAIN CWT					5102
U STATES			4599	15150	
			4599	15150	
RODS NOT OVER 375 IN FOR WIRE CWT					5103
U STATES	435	1157	6728	33842	
	435	1157	6728	33842	
WELDING RODS ACID HEAT RESIST CWT					5104
U STATES	2653	49255	9971	356355	
	2653	49255	9971	356355	
BLANKS FOR MILLING CUTTERS CWT					5111
STRIP HOT R 080 INCH OR LESS CWT					5112
U STATES	9095	34620	89366	340548	
	9095	34620	89366	340548	
STRIP HOT R OVER 080 INCH CWT					5113
U STATES	20192	65238	143590	448061	
	20192	65238	143590	448061	
STRIP COLD R 080 INCH OR LESS CWT					5114
U KINGDOM			6	712	
SWEDEN	64	2332	987	36558	
U STATES	9419	79882	133333	1018425	
	9483	82214	134326	1055695	
STRIP COLD R OVER 080 INCH CWT					5115
U STATES	1640	7799	34997	173577	
	1640	7799	34997	173577	
STRIP HOT R FOR COLD ROLLING CWT					5116
U STATES	25079	69973	214892	594291	
	25079	69973	214892	594291	
STRIP FOR MANUFACTURE OF MATS CWT					5117
STRIP COLD ROLLED FOR DOORS CWT					5118
U STATES			972	6290	
			972	6290	

Articles and Countries from which Imported	MONTH OF NOVEMBER 1945		ELEVEN MONTHS ENDED NOVEMBER 1945		Class Number
	Quantities	Values (\$)	Quantities	Values (\$)	
HOOP TAG METAL FOR LACES U STATES				3534	5119
				3534	
HOOP STEEL FOR COOPERAGE U STATES	CWT 1668	5661	47705	162085	5120
	1668	5661	47705	162085	
PLATES 66 INCHES WIDE OR LESS U STATES	CWT 1346	4653	165743	477083	5121
	1346	4653	165743	477083	
PLATES OVER 66 INS LESS 78 INS U STATES	CWT 2173	6208	23294	71683	5122
	2173	6208	23294	71683	
PLATES FLANGED CURVED N O P U STATES	CWT 1421	9364	6753	52859	5123
	1421	9364	6753	52859	
PLATES FOR BOILERS DIGESTERS U STATES	CWT 4278	14800	54366	181123	5124
	4278	14800	54366	181123	
PLATES STEEL CHEQUER SURFACE U STATES	CWT 3360	13705	91409	381331	5125
	3360	13705	91409	381331	
SHEETS OVER 080 INCH THICK N O P U STATES	CWT 94091	255476	1567382	4194305	5126
	94091	255476	1567382	4194305	
SHEETS 080 INCH OR LESS N O P U STATES	CWT 188848	638880	2296947	7718343	5127
	188848	638880	2296947	7718343	
SHEETS COLD R FOR TIN PLATE U STATES	CWT 256383	957159	1423173	5352704	5128
	256383	957159	1423173	5352704	
SHEETS FOR MFR OF HOLLOW WARE U STATES	CWT 7665	29348	145323	554541	5129
	7665	29348	145323	554541	
SHEETS BLUE FOR HEATING APP U STATES	CWT 943	4455	10163	46169	5130
	943	4455	10163	46169	
SHEETS 075 SILICON FOR ELEC APP U STATES	CWT 14427	102657	142175	997975	5131
	14427	102657	142175	997975	
SHEETS SC PER POUND OR OVER U KINGDOM U STATES	CWT 4383	43117	327	10540	5132
	4383	43117	44906	387507	
			45233	398047	
SHEETS RUST PROOF OVER 5 CTS U KINGDOM U STATES	CWT 3680	156036	364	18790	5133
	3680	156036	26265	1093250	
			26629	1112040	
SHEETS CORRUGATED U STATES	CWT 2217	8841	4105	18293	5134
	2217	8841	4105	18293	
SHEETS COATED WITH PAINT TAR U KINGDOM U STATES	CWT 10662	70412	30	801	5135
	10662	70412	86334	518767	
			86364	519568	
SHEETS COATED WITH ENAMEL U STATES	CWT 18	102	1826	6844	5136
	18	102	1826	6844	
SHEETS COATED WITH TIN U KINGDOM U STATES	CWT 186	2259	6227	76619	5137
	25925	149909	990308	5502738	
	26111	152168	996535	5579357	
SHEETS COATED WITH METAL N O P U STATES	CWT 1662	20493	7526	110155	5139
	1662	20493	7526	110155	
SHEETS COATED WITH ZINC N O P U STATES	CWT 24085	128080	224824	1153094	5140
	24085	128080	224824	1153094	
SHEETS FOR COATING WITH METALS U STATES	CWT 5638	39345	25818	171602	5142
	5638	39345	25818	171602	
SHEETS FOR MFR BUCKLE CLASPS U STATES	CWT 887	5786	15736	104555	5143
	887	5786	15736	104555	
SHEETS COLD ROLLED FOR HINGES U STATES	CWT 1318	4964	13629	57372	5144
	1318	4964	13629	57372	
SHEETS FOR MFR OF SADDLERY U STATES	CWT 701	2252	965	4947	5145
	701	2252	965	4947	
SHEETS TEMPERED FOR SAWS SWEDEN U STATES	CWT 448	16593	910	37310	5146
	168	5819	6208	252248	
	616	22412	7118	289558	
SHEETS NOT TEMPERED FOR SAWS U STATES	CWT 1169	17301	25191	401537	5147
	1169	17301	25191	401537	
SHEETS COLD ROLLED FOR PIPE U STATES	CWT 21448	79550	181074	645553	5148
	21448	79550	181074	645553	
SKELP 14 INS DR LESS FOR PIPE U STATES	CWT 139067	308111	1951427	4363846	5149
	139067	308111	1951427	4363846	
SKELP OVER 14 INS FOR PIPE U STATES	CWT 36656	78245	380716	807946	5150
	36656	78245	380716	807946	



Articles and Countries from which Imported	MONTH OF NOVEMBER 1945		ELEVEN MONTHS ENDED NOVEMBER 1945		Class Number
	Quantities	Values (\$)	Quantities	Values (\$)	
HOT R STRIP FOR MOTOR VEHICLES U STATES	CWT 8682	25021	130693	382700	5151
	8682	25021	130693	382700	
WROUGHT DR PUDDLED IRON BILLET	CWT				5152
HOOB STRIP BESSEMER FOR HINGES U STATES	CWT 2030	3370	7626	13701	5153
	2030	3370	7626	13701	
PLATES 78 INCHES AND OVER U STATES	CWT 7042	19613	29926	88924	5154
	7042	19613	29926	88924	
PLATES HOT R FOR DISC WHEELS U STATES	CWT		300014	950129	5155
			300014	950129	
SHEETS COLD R FOR STAMPINGS U STATES	CWT		62118	219552	5156
			62118	219552	
SHEETS COATED LEAD AND TIN U STATES	CWT 41984	190159	427444	1922123	5157
	41984	190159	427444	1922123	
ANGLES BEAMS 35 LBS OR OVER U STATES	CWT 107229	266800	938747	2315877	5161
	107229	266800	938747	2315877	
ANGLES BEAMS N O P U KINGDOM U STATES	CWT 34349	108452	227	1103	5162
	34349	108452	286182	892377	
			286409	893480	
ANGLES DRILLED U STATES	CWT 26	381	594	6693	5163
	26	381	594	6693	
BEAMS UNDER 5 1 HALF LB PER YD U STATES	CWT 388	967	5406	13552	5164
	388	967	5406	13552	
WASTS ANGLES PLATES FOR SHIPS U STATES	CWT 4271	13403	453251	1385693	5165
	4271	13403	453251	1385693	
SASH DR CASEMENT SECTIONS U KINGDOM U STATES	CWT 4705	16643	224	1185	5166
	4705	16643	18165	59010	
			18389	60195	
SHAPES 35 LBS PER YARD OR OVER U STATES	CWT 2045	5221	23845	62875	5167
	2045	5221	23845	62875	
SILL SECTIONS FOR RAILWAY CARS	CWT				5168
PIPE CAST 5 CTS PER LB OR LESS U STATES	CWT 1149	4290	2117	6150	5181
	1149	4290	2117	6150	
PIPE CAST N O P U STATES	CWT 145	1808	1550	17750	5182
	145	1808	1550	17750	
PIPE TUBES FOR BOILERS U KINGDOM U STATES		3072		12332	5183
		162845		1247312	
		165917		1259644	
PIPE BEDSTEAD BRASS TRIMMINGS					5184
PIPE WROUGHT 2 ONE HALF INCHES U STATES		959		56566	5185
		959		56566	
PIPE SEAMLESS 5 CTS PER LB N O P U KINGDOM U STATES		8967		34024	5186
		84474		743445	
		93441		777469	
PIPE WROUGHT OVER 10 1 HALF IN U STATES		10770		226848	5187
		10770		226848	
PIPE WROUGHT LESS 10 1 HALF IN U KINGDOM U STATES		724		2365	5188
		37596		638547	
		38320		640912	
TUBES WROUGHT COATED HALF INCH U STATES		765		6651	5190
		765		6651	
PIPE WROUGHT N O P U KINGDOM U STATES		1285		2122	5191
		21454		158795	
		22739		160917	
FITTINGS COUPLINGS FOR PIPE U KINGDOM U STATES		86169		316	5192
		86169		876776	
				877092	
PIPE SEAMLESS COLD DR POLISHED U KINGDOM U STATES		210		1499	5193
		210		24309	
				25808	
TUBING STEEL FOR FISHING RODS					5194
CASING GAS WATER DR OIL WELL U STATES		120864		1123506	5195
		120864		1123506	
WIRE BARBED FENCING U STATES	CWT 15	64	52	213	5201
	15	64	52	213	
WIRE FLAT QUARTER INCH OR LESS U STATES	CWT 285	2250	564	7701	5203
	285	2250	564	7701	



Articles and Countries from which Imported	MONTH OF NOVEMBER 1945		ELEVEN MONTHS ENDED NOVEMBER 1945		Class Number
	Quantities	Values (\$)	Quantities	Values (\$)	
WIRE ZINC COATED U STATES	CWT 762	4802	1766	18825	5204
	762	4802	1766	18825	
WIRE N O P COVERED AND CABLE U KINGDOM U STATES	CWT		346	8185	5205
	378	16579	3832	103948	
	378	16579	4178	112133	
WIRE ROPE FOR RIGGING SHIPS U STATES	CWT				5206
WIRE ROPE N O P U KINGDOM U STATES	CWT 43	845	206	4314	5207
	1254	7566	15015	193622	
	1297	8411	15221	197936	
WIRE FOR UPHOLSTERY SPRINGS U STATES	CWT 1336	4946	7485	28155	5208
	1336	4946	7485	28155	
WIRE FOR CORSET STEELS U STATES	CWT 338	11020	2458	65419	5209
	338	11020	2458	65419	
WIRE FOR MFR OF WIRE ROPE U KINGDOM U STATES	CWT 9857	91551	48098	439369	5210
	12303	104178	246442	2111380	
	22160	195729	294540	2550749	
WIRE COMMERCIAL FISHING N O P U STATES				2641	5211
				2641	
WIRE FOR MFR CARD CLOTHING U KINGDOM	CWT		70	2282	5212
			70	2282	
WIRE FOR MFR OF FENCING U STATES	CWT		1875	7344	5213
			1875	7344	
WIRE OF IRON OR STEEL N O P U KINGDOM SWEDEN SWITZRLND U STATES	CWT		47	1549	5214
			22	1182	
			1	28	
	4821	59928	78210	718612	
	4821	59928	78280	721371	
WIRE FENCING NOT LESS 080 INCH U STATES				4121	5215
				4121	
WIRE FENCING WOVEN N O P U STATES		4530		34570	5216
		4530		34570	
NETTING FOR FUR FARMS U KINGDOM U STATES		6112		12719	5217
				8598	
		6112		21317	
WIRE SCREENS DOORS WINDOWS U STATES		14		4524	5218
		14		4524	
WIRE MESH IN ACETATE FILM U KINGDOM U STATES		2203		29294	5219
		5928		35882	
		8131		65176	
WIRE CLOTH U STATES		1098		31987	5220
		1098		31987	
WIRE NETTING U KINGDOM U STATES		408		2877	5221
		13051		84040	
		13459		86917	
WIRE RUSTPROOF FOR FISHING U STATES		48		2051	5222
		48		2051	
CABLE CHAIN FOR SHIPS U STATES	CWT		1774	24311	5231
			1774	24311	
COIL CHAIN 9 EIGHTHS AND OVER U KINGDOM U STATES	CWT 44	921	143	1324	5232
	23	814	1407	31481	
	67	1735	1550	32805	
COIL CHAIN UNDER 9 EIGHTHS IN U KINGDOM U STATES	CWT		42	1514	5233
	607	9854	45036	463600	
	607	9854	45078	465114	
SPROCKET CHAIN FOR AGRIC IMPL U KINGDOM U STATES				26537	5234
	5	80818	5	522345	
	5	80818	5	548882	
SILENT CHAIN ROLLER CHAIN U KINGDOM U STATES		1642		192315	5235
		23692		217058	
		25334		409373	
CHAINS N O P U KINGDOM U STATES		688		17101	5236
		24451		250086	
		25139		267187	
DIESEL ENGINE PARTS N O P U KINGDOM BELGIUM SWITZRLND U STATES		6335		89115	5240
				178	
		1881		10242	
		217226		2236588	
		225442		2336123	

## IMPORTS INTO CANADA FOR CONSUMPTION

Articles and Countries from which Imported	MONTH OF NOVEMBER 1945		ELEVEN MONTHS ENDED NOVEMBER 1945		Class Number
	Quantities	Values (\$)	Quantities	Values (\$)	
BOILERS AND PARTS M O P U KINGDOM U STATES					5241
				6915	
		7405		163454	
		7405		170369	
AUTOMOBILE ENGINES AND PARTS U KINGDOM U STATES	NO				5242
		164		6770	
	112	347023	647	4452081	
	112	347187	647	4458851	
ENGINES DIESEL SEMI DIESEL U KINGDOM NFLO U STATES	NO				5243
			59	62275	
			1	2253	
	101	363596	1386	2639032	
	101	363596	1446	2703560	
ENGINES GAS MARINE AND PARTS U KINGDOM U STATES	NO				5244
			16	70512	
	85	57380	704	688583	
	85	57380	720	759095	
ENGINES MOTOR TRUCK AND PARTS U STATES	NO				5245
	350	86858	4661	1934700	
	350	86858	4661	1934700	
ENGINES FISHING BOAT AND PARTS U STATES	NO				5246
	44	22099	544	283283	
	44	22099	544	283283	
ENGINES FOR AIRCRAFT U KINGDOM U STATES	NO				5247
			12	308019	
	10	35303	74	365465	
	10	35303	86	673484	
PARTS OF AIRCRAFT ENGINES U KINGDOM U STATES					5248
				7495	
		98943		1440237	
		98943		1447732	
OUTBOARD MOTORS AND PARTS U STATES	NO				5250
	20	19418	599	189806	
	20	19418	599	189806	
ENGINES AIR COOLED AND PARTS U KINGDOM U STATES	NO				5251
			28	3004	
	691	19719	4041	198181	
	691	19719	4069	201185	
ENGINES GAS M O P AND PARTS U KINGDOM U STATES	NO				5252
		235	8	5874	
	1843	278639	18117	9032148	
	1843	278874	18125	9038022	
ENGINES STEAM M O P AND PARTS U KINGDOM U STATES	NO				5253
		280		80794	
	10	20633	127	400473	
	10	20913	127	461267	
FIRE ENGINES MACHINES AND PTS U KINGDOM U STATES	NO				5254
			42	4029	
	9	8281	155	87318	
	9	8281	197	91347	
LOCOMOTIVES RAILWAY M O P U STATES	NO				5255
	1	13702	8	101736	
	1	13702	8	101736	
LOCOMOTIVE CHASSIS TOPS WHEELS U STATES					5256
		528		28788	
		528		28788	
LOCOMOTIVES SAWMILL MINING U KINGDOM U STATES	NO				5257
		94		238	
	6	33944	42	1315822	
	6	34038	42	1316060	
CREAM SEPARATOR PARTS U KINGDOM SWEDEN U STATES					5290
				131	
				16036	
		42464		488472	
		42464		504639	
CREAM SEPARATORS SWEDEN U STATES	NO				5292
		15891	3585	126104	
	655	34233	3296	139971	
	1008	50124	6881	268075	
	1663	50124	6881	268075	
MILK CLARIFIERS AND PARTS U STATES					5293
		3951		4198	
		3951		4198	
MILKING MACHINES AND PARTS U KINGDOM U STATES					5294
		57		57	
		142635		1383854	
		142692		1383911	
PASTEURIZERS DAIRY AND PARTS U KINGDOM NEW ZEAL U STATES	NO				5295
		6268		84874	
		142		224	
	4	11322	50	129436	
	4	17732	50	214534	
POWER CHURNS DAIRY MACHINERY U KINGDOM SWITZRLND U STATES					5296
				67	
				10879	
		59888		393510	
		59888		404456	
FORKS PRONGED U STATES	002				5301
		13	757	6268	
	1	13	757	6268	
HARVESTERS AND PARTS U STATES	NO				5302
	16	51190	1238	1648391	
	16	51190	1238	1648391	
HAY LOADERS AND PARTS U STATES	NO				5303
	2	693	298	50117	
	2	693	298	50117	

Articles and Countries from which Imported	MONTH OF NOVEMBER 1945		ELEVEN MONTHS ENDED NOVEMBER 1945		Class Number
	Quantities	Values (\$)	Quantities	Values (\$)	
HAY TEDDERS AND PARTS U STATES	NO		2	1048	5304
			2	1048	
MOWING MACHINES AND PARTS U KINGDOM	NO		1	238	5305
			1067	213677	
	21	5119			
POTATO DIGGERS PLANTERS PARTS U STATES	NO		1068	213915	5306
	14	1883	1111	193108	
	14	1883	1111	193108	
RAKES HORSE OR POWER AND PARTS U STATES	NO		605	160302	5307
		10137	605	160302	
RAKES N O P U STATES	DOZ				5308
			83	762	
REAPERS AND PARTS U STATES	NO		83	762	5309
				9851	
SCYTHES U STATES	DOZ			9851	5310
			245	2595	
SICKLES OR REAPING HOOKS U STATES	DOZ		245	2595	5311
			1816	6912	
CULTIVATORS HORSE HOES AND PTS U KINGDOM			1816	6912	5321
				385	
		154432		750258	
		154432		750643	
DRILLS SEED SEEDERS AND PARTS U STATES		37063		325636	5322
		37063		325636	
HARROWS DISC AND PARTS U STATES		87194		487444	5323
		87194		487444	
HARROWS AND PARTS N O P U STATES		18128		129824	5324
		18128		129824	
HOES U STATES	DOZ				5325
			454	2993	
			454	2993	
PLOUGHS DISC AND PARTS U STATES		33183		243372	5326
		33183		243372	
PLOUGHS AND PARTS N O P U STATES		67717		1240652	5327
		67717		1240652	
ROLLERS FARM OR LAWN AND PARTS U STATES	NO		33	982	5328
		39	33	982	
FANNING MILL PEAVINERS AND PTS U STATES	NO		338	243155	5331
	31	19293	338	243155	
	31	19293	338	243155	
HARVESTER COMBINES AND PARTS U STATES	NO		3648	5129167	5332
	14	129575	3648	5129167	
	14	129575	3648	5129167	
THRESHING MACHINE SEPARATORS U STATES	NO		74	45728	5333
	4	1550	74	45728	
	4	1550	74	45728	
THRESHING MACHINE PARTS U STATES		5486		377411	5334
		5486		377411	
ELECT GENERATORS FARM AND PTS U STATES		62033		481627	5342
		62033		481627	
FOODER FEED CUTTERS AND PARTS U KINGDOM	NO			252	5343
				160922	
	7	4303	430	161174	
	7	4303	430	161174	
FRUIT VEGETABLE GRADING MACH U STATES		7531		132614	5344
		7531		132614	
GRAIN HAY GRINDERS AND PARTS U STATES	NO		829	108966	5345
	60	12309	829	108966	
	60	12309	829	108966	
HAY PRESSES AND PARTS U STATES	NO		102	78475	5346
	4	1581	102	78475	
	4	1581	102	78475	
MANURE SPREADERS AND PARTS U STATES	NO		453	101128	5350
	45	13085	453	101128	
	45	13085	453	101128	
POST HOLE DIGGERS AND PARTS U STATES	NO			9534	5352
	24	36	5355	9534	
	24	36	5355	9534	
SPADE AND SHOVELS N O P U KINGDOM	DOZ			94	5353
			60	11485	
	297	802	3699	11579	
	297	802	3759	11579	
SPRAYING AND DUSTING MACHINES U KINGDOM				79	5354
		29166		579088	
		29166		579167	
STUMPING MACHINES AND PARTS U STATES	NO		3	213	5355
			3	213	



Articles and Countries from which Imported	MONTH OF NOVEMBER 1945		ELEVEN MONTHS ENDED NOVEMBER 1945		Class Number
	Quantities	Values (\$)	Quantities	Values (\$)	
TRACTION DITCHING MACH AND PTS U STATES	NO	2337	17	116404	5356
		2337	17	116404	
TRACTION ENGINES GASOLINE ALASKA U STATES	NO		1	2109	5357
	1523	1699063	19344	17953843	
	1523	1699063	19345	17955952	
TRACTION ENGINE PARTS U KINGDOM ALASKA U STATES		1883		22813	5358
		103284		591	
		1032167		12223505	
				12246909	
WINDMILLS AND PARTS U STATES		21402		209423	5361
		21402		209423	
PRUNING HOOKS SHEARS DEHORNERS U KINGDOM U STATES				383	5362
		10801		79814	
		10801		80197	
AGRIC IMPLEMENTS NOP AND PARTS U KINGDOM U STATES		115		115	5363
		8408		161388	
		8523		161503	
KNIVES AND FORKS TASTE U KINGDOM U STATES		815		69353	5371
		2734		26936	
		3549		96289	
POCKET KNIVES U KINGDOM U STATES		7599		35261	5372
		2971		24147	
		10570		59408	
RAZORS N O P AND PARTS U KINGDOM U STATES		113		5601	5373
		2358		18574	
		2471		24175	
SAFETY RAZOR BLADES U KINGDOM U STATES	DOZ		7500	3762	5374
	83285	7467	760214	69062	
	83285	7467	767714	72824	
SCISSORS AND SHEARS N O P U KINGDOM U STATES		815		6113	5375
		26724		224356	
		27539		230469	
OTHER KNIVES N O P U KINGDOM NFLD U STATES		1308		8756	5376
				38	
		21025		145796	
		22333		154590	
SPOONS U KINGDOM U STATES		388		2953	5377
		4635		19513	
		5023		22466	
KNIVES BUTCHER AND KITCHEN U KINGDOM U STATES		1217		37876	5378
		12417		195986	
		13634		233862	
HINGES AND BUTTS U KINGDOM U STATES	LS	2218	333	44088	5381
		80026	20901	1158429	6592
		82244	21234	1202517	243640
CUT NAILS U STATES	CWT	6	28	224	250232
		6	28	224	
RAILWAY SPIKES U STATES	CWT	82	477	2435	5391
		82	477	2435	1782
TACKS ALL KINDS N O P U STATES	LS	1902	619	8870	9753
		1902	619	8870	9753
WIRE ROOFING NAILS U STATES	CWT	216	1326	1310	5393
		216	1326	1310	9923
NAILS AND BRADS N O P U KINGDOM U STATES	LB			4128	5394
		14757	2367	221512	507
		14757	2367	225640	29005
SPRING BEARD AND LATCH NEEDLES U KINGDOM SWITZERLAND U STATES	M	6	298	31	1002
		44	1109	6	298
		50	1407	484	13463
NEEDLES N O P U KINGDOM U STATES			8090		14763
			15425		5401
			23515		147020
					169620
					316640
PINS N O P U KINGDOM U STATES	LS	7132	4758	46754	5402
		5369	7033	43909	30653
		12501	11791	90663	54356
					85009
PINS FOR MARKING SYSTEMS U STATES	LB	1367	2330	7308	5403
		1367	2330	7308	13011
NUTS AND BOLTS WASHERS RIVETS U KINGDOM U STATES	LB	116	69	800	222
		316471	56775	4703975	913257
		316587	56844	4704775	913479

Articles and Countries from which Imported	MONTH OF NOVEMBER 1945		ELEVEN MONTHS ENDED NOVEMBER 1945		Class Number
	Quantities	Values (\$)	Quantities	Values (\$)	
MACHINE AND OTHER SCREWS N O P U KINGDOM U STATES		88 68162 68250		501 822213 822714	5412
WOOD SCREWS OF IRON OR STEEL U STATES		409 409		9853 9853	5413
FISH HOOKS COMMERCIAL U KINGDOM NFLD NORWAY U STATES		118 16444 2869 19431		11149 1498 28714 47856 89217	5421
HARDWARE N O P U KINGDOM U STATES				1331 452252 453583	5422
LOCKS N O P U KINGDOM U STATES		31772 31772		22 280726 280748	5423
SKATES ALL KINDS AND PARTS U STATES	PAIR 19435	12218	25699	26677	5424
CARPET SWEEPERS U STATES	NO 145	423	900	2357	5441
CLEANERS ELECTRIC VACUUM U KINGDOM U STATES	NO 250 189 439	3911 12065 15976	1450 408 1858	21897 31234 53131	5442
CLEANERS HAND VACUUM AND PARTS U KINGDOM SWEDEN U STATES		15915 28708 44623		11588 15915 210707 183204	5443
CLOTHES WRINGERS DOMESTIC U STATES		10777 10777		53300 53300	5444
SEWING MACHINES U KINGDOM SWITZRLND U STATES	NO 11 1 451 463	1034 116 57599 58749	1727 1 4475 6203	82823 116 589017 671956	5445
SEWING MACHINE ATTACHMENTS U KINGDOM U STATES		7011 7011		10038 38274 48312	5446
SEWING MACHINE PARTS U KINGDOM U STATES		10138 74588 84726		77287 539189 616476	5447
WASHING MACH N O P AND PARTS U STATES	NO 1 1	44 44	5 5	1108 1108	5448
WATER PUMPS DOMESTIC U KINGDOM U STATES	NO 475 475	16473 16473	310 3432 3742	1931 95201 97132	5449
WASHING MACH ELECT AND PARTS U STATES	NO 132 132	16366 16366	167 167	108790 108790	5450
ARTICLES FOR SMELTING IRON U STATES		12181 12181		82457 82457	5461
BLOWERS SMELTING APPARATUS U STATES		17620 17620		43531 43531	5462
BUDDLES VANNERS SLIME TABLES U STATES				1328 1328	5463
CAR LOADING MACHINES COAL U STATES		415 415		5233 5233	5464
CHOCK RELEASE APPARATUS U STATES					5465
COAL HEADING MACHINES U KINGDOM U STATES		27 27		219 6025 6244	5466
MINERS LAMPS AND ACCESSORIES U STATES		25827 25827		178073 178073	5467
AMALGAM SAFES DRE SAMPLERS U STATES		18636 18636		185759 185759	5468
SUNDRY METALLURGICAL APPARATUS U STATES		16838 16838		157012 157012	5469
DIAMOND DRILLS CORE DRILLS U KINGDOM U STATES		12358 32514 44872		36180 203279 239459	5470
FACE LOADING MACH CONVEYORS U KINGDOM U STATES		20 38809 38829		52647 268131 320778	5471

Articles and Countries from which Imported	MONTH OF NOVEMBER 1945		ELEVEN MONTHS ENDED NOVEMBER 1945		Class Number
	Quantities	Values (\$)	Quantities	Values (\$)	
MINE HOISTS NOT MADE IN CANADA					5472
MACHINERY ALLUVIAL MINING ALASKA U STATES				427 21643 22070	5473
MACHINERY ORE HANDLING					5474
MACHINERY ORE CONCENTRATION U KINGDOM U STATES				256 81595 81851	5475
MACHINERY METAL REFINING U STATES		10511 604		41773 41773	5476
ORE CRUSHERS GRINDING MILLS U KINGDOM U STATES				8966 524754 533720	5477
COAL CUTTERS AUGERS DRILLS U KINGDOM U STATES				862 4028 4890	5478
POWER DRIVEN PUMPS FOR MINES		155			5479
PUMPS PREC METAL EXTRACTION U KINGDOM U STATES				91 4187 4278	5480
ROCK DRILLS AND PARTS U KINGDOM U STATES					5481
	NO		14	35311	
	21	27888	98	231829	
	21	27888	112	267140	
WELL DRILLING MACHINERY U STATES		315332		3804911	5482
ROPE FOR WELL DRILLING MACH U STATES		315332		3804911	5483
ADDING MACHINES AND PARTS SWEDEN U STATES				6982 6982	5500
	NO		18	1835	
	17	1758	3246	497019	
	332	48975	3264	498854	
	349	50733			
BOOKKEEPING MACHINES AND PARTS U KINGDOM SWEDEN SWITZRLND U STATES					5501
	NO		1	1777	
			30	2470	
	12	5313	68	28449	
	131	119842	2079	1482272	
	143	125155	2178	1514968	
CASH REGISTERS U STATES		1051		16158	5502
CASH REGISTER PARTS U STATES		1051		16158	5503
		38269		148311	
		38269		148311	
DICTATING MACHINES AND PARTS U STATES		14354		224728	5504
TYPEWRITERS U KINGDOM SWITZRLND U STATES					5505
	NO		19	962	
	200	5102	590	14944	
	77	11028	622	47411	
	277	16130	1231	63317	
TYPEWRITER PARTS U KINGDOM U STATES				9430 616372 625802	5506
MACHINERY 412A PAPER WORKING U KINGDOM SWITZRLND U STATES				3266 90 1195546 1198902	5511
		151800			
		151800			
MACHINERY 412A CELLULOSE U STATES		1204		11311	5512
		1204		11311	
NEWSPAPER PRESSES AND PARTS U STATES					5513
	NO		5	116517	
	2	47717	5	116517	
	2	47717	5	116517	
FLAT BED CYL PRESSES AND PARTS U STATES					5514
	NO		30	38360	
	5	4152	30	38360	
	5	4152	30	38360	
PRINTING PRESSES N O P AND PTS U KINGDOM U STATES					5515
	NO		373	56856	
	273	108888	1467	865702	
	273	110017	1840	922558	
TYPECASTING MACHINES AND PARTS U STATES		51327		348801	5516
		51327		348801	
TYPEMAKING ACCESSORIES AND PTS U STATES		593		4205	5517
		593		4205	
AIR COMPRESSING MACH AND PARTS U KINGDOM SWITZRLND U STATES					5521
		1797		21727	
		124		124	
		152880		1183197	
		154801		1205048	



Articles and Countries from which Imported	MONTH OF NOVEMBER 1945		ELEVEN MONTHS ENDED NOVEMBER 1945		Class Number
	Quantities	Values (\$)	Quantities	Values (\$)	
BAKERY MACHINERY AND PARTS U KINGDOM U STATES				224 538558	5522
		79102		538782	
BOX END MACHINERY AND PARTS					5523
COAL CARBONIZING MACH AND PTS U STATES		250		26907	5524
		250		26907	
CLAY PRODUCTS MACH AND PARTS U STATES		868		16917	5526
		868		16917	
COAL COKE AND GAS MACH AND PTS U KINGDOM U STATES				2669	5527
		2142		53091	
		2142		55760	
WASTE RECOVERY MACH AND PARTS U KINGDOM U STATES				3498	5528
		402		18221	
		402		21719	
COAL HANDLING MACHINES AND PTS U KINGDOM U STATES				532	5529
		68784		106085	
		68784		106617	
CONCRETE MIXING MACH AND PARTS U STATES	NO				5530
	37	32151	269	234009	
	37	32151	269	234009	
CRANES HOISTS NOP AND PARTS U KINGDOM U STATES	NO				5531
		1444	1	56936	
	199	203058	3028	2265525	
	199	204502	3029	2322461	
DENTAL ENGINES ELECTRIC U STATES	NO				5532
	70	8012	383	45614	
	70	8012	383	45614	
DIES FOR STAMPING METAL PLATES					5533
HAND FIRE EXTINGUISHERS U KINGDOM U STATES				38	5534
		35221		494543	
		35221		494581	
FERTILIZER MACHINERY AND PARTS U STATES		18130		159870	5535
		18130		159870	
FISH PREPARING MACH AND PARTS U KINGDOM U STATES				360	5536
		1721		20258	
		1721		20618	
REFRIGERATING MACH AND PARTS U KINGDOM U STATES				333	5537
		135007		1889084	
		135007		1889417	
KEYMAKING MCH FOR CANS AND PTS					5538
LAWN MOWERS U KINGDOM U STATES	NO		22	2012	5539
	10	635	159	10406	
	10	635	181	12418	
LEATHER MACHINERY AND PARTS U KINGDOM U STATES				1721	5540
		19404		196173	
		19404		197894	
LOGGING MACHINERY AND PARTS U KINGDOM U STATES		1586		3448	5541
		214696		1467151	
		216282		1470599	
METAL DRILLING MACH AND PARTS U KINGDOM SWEDEN U STATES		1864		40551	5542
				379	
		202508		2247188	
		204372		2288118	
METAL GRINDING MACH AND PARTS U KINGDOM U STATES				18135	5543
		168089		1924331	
		168089		1942466	
METALWORKING LATHES AND PARTS U KINGDOM U STATES		1212		17887	5544
		171194		2837166	
		172406		2855053	
METAL MILLING MACHINES AND PTS U KINGDOM U STATES		1996		5403	5545
		31952		543722	
		33948		549125	
METALWORKING PLANERS AND PARTS U STATES		1234		14089	5546
		1234		14089	
METALWORKING PRESSES AND PARTS U KINGDOM U STATES		85		5727	5547
		200303		2339399	
		200388		2345126	
METAL ROLLING MILL MCH AND PTS U KINGDOM U STATES				29415	5548
		325635		2599335	
		325635		2628750	
METAL SHAPERS SLOTTERS AND PTS U KINGDOM U STATES				2590	5549
		33752		355636	
		33752		358226	

Articles and Countries from which Imported	MONTH OF NOVEMBER 1945		ELEVEN MONTHS ENDED NOVEMBER 1945		Class Number
	Quantities	Values (\$)	Quantities	Values (\$)	
METALWORKING MCH N O P AND PTS U KINGDOM U STATES		164 441450 441614		46819 3615599 3662418	5550
MOTION PICTURE PROJECTORS NFLD SWITZRLND U STATES		1109 62520 63629		250 1338 412047 413635	5551
NET MAKING MACHINES AND PARTS					5552
DIL PRDDUCING MACH AND PARTS U STATES		416 416		998 998	5554
OZONE GENERATORS AND PARTS U STATES		51 51		36898 36898	5555
PAPER MILL MACHINES AND PARTS U KINGDOM MEXICO U STATES		70137 70137		9199 2708 663155 675062	5556
PULP MILL MACHINES AND PARTS U STATES		4588 4588		84287 84287	5557
POWER PUMPS N O P AND PARTS U KINGDOM SWITZRLND U STATES	NO 2 1657 1659	1780 1200 197468 200448	205 2 12381 12588	117574 3537 1682559 1803670	5558
RIFLE MAKING MACHINERY U STATES		72 72		21061 21061	5559
ROAD MAKING MACHINERY AND PTS U STATES		114119 114119		920851 920851	5560
TRENCH AND DITCH MACH AND PTS U STATES		642 642		40575 40575	5561
ROLLERS STREET ROAD AND PARTS U KINGDOM U STATES	NO 3 3	5822 5822	49 49	68 122300 122368	5562
ROLLS SAND CAST CHILLED CAST U STATES		75688 75688		776285 776285	5563
SAWMILL MACHINERY AND PARTS U STATES		9244 9244		112787 112787	5564
SCRAPERS RAILWAY OR ROAD U STATES		4902 4902		6007 6007	5565
SHOE MACHINERY AND PARTS U KINGDOM U STATES		31102 31102		34958 361143 396101	5566
SHOVELS POWER AND PARTS U STATES	NO 11 11	105480 105480	89 89	928325 928325	5567
STAVE MAKING MACH AND PARTS U STATES		460 460		5658 5658	5568
STREET CLEANING MACH AND PARTS U STATES	1 1	13304 13304	1 1	142261 142261	5569
BEEET SUGAR MACHINERY AND PARTS U KINGDOM U STATES		3813 3813		2294 141202 143496	5570
VENEER DRYING MACHINES AND PTS U STATES		36515 36515		150655 150655	5571
WATER METERS N O P AND PARTS U KINGDOM U STATES	NO 10 10	15302 15302	6 135 141	1322 111392 112714	5572
WATER TURBINES AND PARTS U STATES		10197 10197		20267 20267	5573
WIRE STITCHER STAPLERS AND PTS U KINGDOM U STATES		24161 24161		39 195959 195998	5574
YARN CORD FABRIC MACH AND PTS U KINGDOM B E AFR SWITZRLND U STATES		16953 488872 505979		375639 1453 13949 4708477 5099516	5575
ALL MACHINERY N O P AND PARTS U KINGDOM NFLD AUSTRALIA BELGIUM SWEDEN SWITZRLND		20931 153		370645 25268 2775 1260 153 12896	5576

IMPORTS INTO CANADA FOR CONSUMPTION

Articles and Countries from which Imported	MONTH OF NOVEMBER 1945		ELEVEN MONTHS ENDED NOVEMBER 1945		Class Number
	Quantities	Values (\$)	Quantities	Values (\$)	
ALASKA U STATES		2285399		222	
CIGARETTE CIGAR MACH AND PARTS		2306483		33107192	
U KINGDOM				33520411	5577
SWEDEN		1598		32134	
U STATES		2966		18451	
VENEER OR PLYWOOD MACH AND PTS		4564		85918	
U KINGDOM				136503	5578
U STATES		73		73	
PURIFIERS FOR FISH OILS		10860		183756	
U STATES		10933		183829	5579
FORGED STEEL ROLLS				1557	
U STATES		15818		1557	5580
FIXED METERS GAUGES FOR LIQUID		15818		236171	
U STATES				236171	5581
AIR CONDITIONING APP AND PARTS		3423		62622	
U STATES		3423		62622	5582
WIRE DRAWING DIES ROUGH		4512		146882	
U STATES		4512		146882	5583
SPRINGS FOR TRUSSES		1885		34540	
U STATES		1885		34540	5591
SPRINGS FOR RAILWAY VEHICLES	LB	277	819	1952	
U STATES		277	819	1952	5592
SPRINGS FOR OTHER VEHICLES		36604		411412	
U STATES		36604		411412	5593
SPRINGS FOR FURNITURE		3460		48757	
U STATES		3460		48757	5594
SPRINGS FOR CLOCKS		1434		6127	
U STATES		1434		6127	5595
BATHS BATHTUBS OF STEEL		4482		21831	
U STATES		4482		21831	5600
BASINS CLOSETS SINKS		1940		5012	
U STATES		1940		5012	5601
CONTAINERS TINPLATE FOR FOOD		822		6825	
U STATES		822		6825	5602
CONTAINERS TINPLATE N O P		15545		241865	
U KINGDOM		15545		241865	5603
AUSTRALIA		973		76	
U STATES		23939		973	
HOLLOW WARE ENAMELLED IRON		24912		239381	
U STATES				240430	5604
HOLLOW WARE IRON N O P		44336		617521	
U KINGDOM		44336		617521	5605
U STATES		10365		528	
KITCHEN DAIRY HOLLOW WARE TIN		10365		90018	
U STATES				90546	5606
MFRS OF TIN AND TINPLATE N O P		11270		94646	
U KINGDOM		11270		94646	5607
MEXICO		1049		13788	
U STATES		48830		549	
ANVILS AND VISES		49879		595750	
U KINGDOM				610087	5621
U STATES		3957		4410	
AUGERS BITS AND DRILLS		15402		153891	
U KINGDOM		19359		158301	5622
SWITZRLND				250	
U STATES				29957	
AXES		56045		320	
U STATES		56295		708684	5623
FILES N O P AND RASPS	DOZ	6	612	6232	
SWEDEN		6	612	6232	
SWITZRLND		1916	3966	9630	5624
U STATES		6812	525	900	
HACK SAW BLADES		8728	54237	169651	
U KINGDOM			58728	180181	5625
SWITZRLND				7082	
U STATES		26		1670	
SAWS N O P		13368		172097	
U KINGDOM		13394		180849	5626
SWEDEN				2626	
		16423		56293	



Articles and Countries from which Imported	MONTH OF NOVEMBER 1945		ELEVEN MONTHS ENDED NOVEMBER 1945		Class Number	
	Quantities	Values (\$)	Quantities	Values (\$)		
WRENCHES	SWITZRLND	600		5857	5627	
	U STATES	20364		199665		
		37387		264441		
ADZES CLEAVERS HATCHETS PLANES	U KINGDOM	45		3218	5628	
	SWEDEN			142		
	U STATES	73500		953263		
ENGINEERS PRECISION TOOLS	U KINGDOM	73545		956623	5629	
	SWITZRLND	452		4588		
	U STATES	227		555		
TOOLS N O P	U STATES	70566		646576	5630	
	U KINGDOM	71245		651719		
	SWITZRLND	3555		23555		
FILES MANICURE	U STATES	450		5163	5631	
	U KINGDOM	85410		1115994		
	SWITZRLND	89415		1144712		
AUTOMOBILES FREIGHT	U STATES	4757		57869	5641	
	U KINGDOM	303		3571		
	SWITZRLND	2466		7388		
AUTOS PASS UNDER 1200 DOLLARS	U STATES	264765		2926629	5642	
	U KINGDOM	272291		2995457		
	SWITZRLND	939		3769		
AUTOS PASS 1200 TO 2100 DOL	U STATES	1071		8957	5643	
	U KINGDOM	2010		12726		
	SWITZRLND	NO				
AUTOMOBILES PASSENGER N O P	U STATES	28	65750	522	1870744	5644
	U KINGDOM	28	65750	522	1870744	
	SWITZRLND	NO				
MOTOR OMNIBUSES AND PARTS	U STATES	14	6259	131	86240	5645
	U KINGDOM	14	6259	131	86240	
	SWITZRLND	NO				
PARTS OF MOTOR BUS BODIES 4381	U STATES	NO		32	39324	5646
	U KINGDOM	NO		32	39324	
	SWITZRLND	NO				
AXLES BRAKES CLUTCHES TRUCK	U STATES	19	134784	288	2585559	5647
	U KINGDOM	19	134784	288	2586860	
	SWITZRLND	NO				
AUTO PARTS OF STEEL 438E3	U STATES				1301	5648
	U KINGDOM					
	SWITZRLND					
BICYCLES N O P	U STATES				906	5649
	U KINGDOM				164899	
	SWITZRLND				165805	
BICYCLE PARTS	U STATES				7063168	5651
	U KINGDOM				7063168	
	SWITZRLND					
CARS RAILWAY BOX AND FLAT	U STATES				31066	5652
	U KINGDOM				18844841	
	SWITZRLND				18875907	
CARS RAILWAY PASSENGER	U STATES	52	1306	2029	44339	5653
	U KINGDOM	584	14453	734	17316	
	SWITZRLND	636	15759	2763	61655	
CARS RAILWAY TANK	U STATES				48215	5654
	U KINGDOM				102889	
	SWITZRLND				151104	
CARS RAILWAY N O P	U STATES	1	477	2	613	5655
	U KINGDOM	1	477	2	613	
	SWITZRLND	NO				
MOTOR RAIL CARS AND PARTS	U STATES				373315	5656
	U KINGDOM				373315	
	SWITZRLND					
MOTOR CYCLES SIDE CARS AND PTS	U STATES	1	1050	93	18149	5657
	U KINGDOM	1	1050	93	18149	
	SWITZRLND					
MOTOR VEHICLES N O P	U STATES				62	5658
	U KINGDOM				62	
	SWITZRLND				311989	
TRACTION ENGINES NOP AND PARTS	U STATES	6	11117	66	454416	5659
	U KINGDOM	6	11117	66	454416	
	SWITZRLND	NO				
TRICYCLES N O P	U STATES					5660
	U KINGDOM					
	SWITZRLND					
TRICYCLES N O P	U STATES					5661
	U KINGDOM					
	SWITZRLND					
TRICYCLES N O P	U STATES					5662
	U KINGDOM					
	SWITZRLND					
TRICYCLES N O P	U STATES					5663
	U KINGDOM					
	SWITZRLND					
TRICYCLES N O P	U STATES					5664
	U KINGDOM					
	SWITZRLND					

Articles and Countries from which Imported	MONTH OF NOVEMBER 1945		ELEVEN MONTHS ENDED NOVEMBER 1945		Class Number
	Quantities	Values (\$)	Quantities	Values (\$)	
AUTOMOBILE PARTS TARIFF 43BB U KINGDOM U STATES		334631		7829713	5665
		334631		7829749	
AUTOMOBILE PARTS TARIFF 43BC U KINGDOM U STATES		128		477	5666
		267862		3208619	
		267990		3209096	
AUTOMOBILE PARTS 43BC1 43BC2 U KINGDOM U STATES		643293		14781036	5667
		643293		14781063	
AUTO PARTS NOT STEEL 43BE3 U KINGDOM U STATES		581372		12689427	5669
		581372		12693023	
FRAMES FOR BICYCLES	NO				5670
ROLLER BEARINGS AND PARTS U KINGDOM SWEDEN U STATES		170		10463	5680
		95084		128145	
		76890		1401720	
		172144		1540328	
ANCHORS FOR VESSELS U KINGDOM U STATES	CWT		276	2714	5681
		76	2256	33020	
		76	2256	35734	
ANNULAR BALL BEARINGS FOR AUTO U STATES		91999		3797788	5682
		91999		3797788	
BALLS ROLLERS FOR BEARINGS U KINGDOM SWEDEN U STATES		5608		1529	5683
		5303		12749	
		10911		41652	
				55930	
BURNISHING BALLS U STATES		2350		8400	5684
		2350		8400	
BALL BEARINGS AND PARTS N O P U KINGDOM SWEDEN U STATES		608		31772	5685
		152286		256125	
		155124		2543397	
		308018		2831294	
BOTTLES STEEL FOR GAS U KINGDOM BERMUDA JAMAICA TRINIDAD NFLD U STATES		260		1988	5686
		1408		260	
				12423	
				1230	
				3000	
		32116		288081	
		33784		306982	
BAYONETS SWORDS FOILS MASKS U KINGDOM U STATES		11		22	5687
		11		91	
				113	
MATERIALS FOR CREAM SEPARATORS U STATES				1438	5688
				1438	
DRUMS CYLINDERS BARRELS TANKS U KINGDOM NFLD BRAZIL C RICA FRANCE GUATEMALA MEXICO PERU ALASKA U STATES		1800		18153	5690
		225		722	
		628		1525	
				45	
		34		34	
				12	
				343	
		328		328	
				112	
		146882		730058	
		149897		751332	
FRAMES FOR PURSES RETICULES U STATES		44431		253994	5691
		44431		253994	
FURNITURE OF METAL U KINGDOM U STATES		19470		9801	5692
		19470		208945	
				218746	
MATERIALS FOR BUDYS U KINGDOM U STATES		7232		460	5693
		7232		20014	
				20474	
GOLF SHAFTS OF SEAMLESS STEEL U KINGDOM SWEDEN U STATES				41153	5694
				2224	
				4587	
				47964	
MATERIALS FOR RIFLES U STATES				13801	5695
				13801	
METAL PARTS FOR SHOTGUNS					5696
GUN BARRELS ROUGH BORED U STATES		83		156316	5697
		83		156316	
GUNS RIFLES AIR GUNS FIREARMS U KINGDOM ALASKA		268		157523	5698
				11	

## IMPORTS INTO CANADA FOR CONSUMPTION

Articles and Countries from which Imported	MONTH OF NOVEMBER 1945		ELEVEN MONTHS ENDED NOVEMBER 1945		Class Number
	Quantities	Values (\$)	Quantities	Values (\$)	
U STATES		32471		149809	
GUNS NOT MADE IN CANADA		32739		307343	5699
U KINGDOM		12		14020	
U STATES		3509		340007	
KNIFE FORK SCISSORS BLANKS		3521		354027	
U STATES		29533		161884	5700
METAL PARTS LOOSELEAF BINDERS		29533		161884	
U STATES		6560		48528	5701
MAGIC LANTERNS AND SLIDES		6560		48528	
U KINGDOM				2383	5702
U STATES		19265		181100	
PRESSED STEEL BELT PULLEYS		19265		183483	
U KINGDOM				12997	5703
U STATES		3895		41206	
RAILWAY TIES FISH PLATES IRON		3895		54203	
U STATES	CWT				5704
	3167	15432	37034	133736	
RAILWAY INTERSECTION LAYOUTS		3167	37034	133736	
U STATES					5705
SAFES AND DOORS FOR VAULTS		2632		30120	
U STATES		2632		30120	5706
SCALES BALANCES WEIGHING BEAMS		7502		46276	
U KINGDOM		7502		46276	5707
U STATES		384		3360	
STEEL WOOL		37556		337847	
U STATES		37940		341207	5708
VALVES IRON OR STEEL		21155		71542	
N D P		21155		71542	5713
U KINGDOM		540		17036	
SWITZRLND		530		530	
U STATES		149213		1189785	
MANUFACTURES OF IRON		150283		1207351	
STEEL NOP		24892		1263444	5714
U KINGDOM		56		98	
B INDIA		40		40	
FRANCE				50	
ST PIERRE				1732	
MEXICO		9607		17956	
SWEDEN		1270		5171	
SWITZRLNO		1468001		13747291	
U STATES		1503866		15035782	
COOKING STOVES COAL OR WOOD	NO				5715
U KINGDOM			10	4120	
U STATES		9	86	5178	
	9	2027	96	9298	
COOKING STOVES ELEC OVER 2500L	NO				5716
U STATES		3	104	16997	
	3	472	104	16997	
COOKING STOVES GAS OVER 10 DOL	NO				5717
U STATES		155	792	52370	
	155	7224	792	52370	
COOKING STOVES OIL OVER 10 DOL	NO				5718
U STATES		268	2761	75395	
	268	6921	2761	75395	
FURNACES DOMESTIC HOT WATER					5719
U STATES		1785		27836	
		1785		27836	
FURNACES DOMESTIC WARM AIR	NO				5720
U STATES		114	319	28905	
	114	12737	319	28905	
OIL BURNERS	NO				5721
U STATES		1452	5937	465786	
	1452	131179	5937	465786	
RADIATORS CAST IRON	SQ FT				5722
ELECTRIC COOKING APPARATUS NOP					5723
U STATES		12824		104422	
		12824		104422	
HEATING COOKING APPARATUS NOP					5724
U KINGDOM		706		2033	
U STATES		68572		471013	
		69278		473046	
PARTS HEATING AND COOKING APP					5725
U KINGDOM				1681	
SWEDEN		577		577	
U STATES		205280		1024146	
OVENS COMMERCIAL BAKERY		205857		1026404	
U STATES		10920		161895	5726
		10920		161895	
GAS STOVE THERMOSTATS LIGHTERS					5727
U STATES		6215		59009	
		6215		59009	



Articles and Countries from which Imported		MONTH OF NOVEMBER 1945		ELEVEN MONTHS ENDED NOVEMBER 1945		Class Number
		Quantities	Values (\$)	Quantities	Values (\$)	
<b>GROUP 6</b>						
<b>NONFERROUS METALS AND PRODUCTS</b>						
ALUMINA		CWT				6001
	U KINGDOM			144	2241	
	U STATES	145	2293	5909	92264	
		145	2293	6053	94505	
BAUXITE DRE		CWT				6002
	B GUIANA	1030624	299097	15812202	4403652	
	U STATES	138289	99888	2629883	2695653	
		1168913	398985	18442085	7099305	
CRYOLITE DR KRYOLITE		CWT				6003
	GREENLAND	10743	47068	63508	267373	
	U STATES	40	448	15038	145505	
		10783	47516	78546	412878	
ALUMINUM PIGS INGOTS	BLOCKS	CWT				6004
	U STATES	1	71	1013	19383	
		1	71	1013	19383	
ALUMINUM SCRAP		CWT				6005
	U STATES	726	6000	5453	40034	
		726	6000	5453	40034	
ALUMINUM ANGLES CHANNELS BEAMS		CWT				6006
	U STATES	13	794	272	12209	
		13	794	272	12209	
ALUMINUM BARS RODS AND WIRE		CWT				6007
	U STATES	2540	60071	2765	69126	
		2540	60071	2765	69126	
ALUMINUM LEAF OR FOIL						6009
	U STATES		5900		61301	
			5900		61301	
ALUMINUM PIPES AND TUBES		CWT				6010
	U STATES	6	674	115	9098	
		6	674	115	9098	
ALUMINUM PLATES SHEETS STRIPS		CWT				6011
	U KINGDOM			2847	84761	
	U STATES	163	6964	12614	361114	
		163	6964	15461	445875	
ALUMINUM POWDER		LB				6012
	U STATES	305	287	2398	2534	
		305	287	2398	2534	
ALUMINUM WIRE AND CABLE		CWT				6013
	U STATES			15	936	
				15	936	
ALUMINUM HOUSEHLD HOLLOW WARE						6014
	U STATES		16966		81228	
			16966		81228	
ALUMINUM MANUFACTURES N O P						6015
	U KINGDOM		45		79574	
	SWITZRLNO		80		80	
	U STATES		89777		698198	
			89902		777852	
BRASS IN BLDCKS INGOTS OR PIGS		CWT				6021
	U STATES			3	49	
				3	49	
BRASS SCRAP		CWT				6022
	NFLD			429	1865	
	U STATES	107	858	728	5858	
		107	858	1157	7723	
BRASS IN BARS AND RODS		CWT				6023
	U STATES	130	2978	3680	105831	
		130	2978	3680	105831	
BRASS IN STRIPS SHEETS PLATES		CWT				6024
	U KINGDOM	6	224	6	224	
	U STATES	57	2387	2703	97818	
		63	2611	2709	98042	
BRASS TUBING		LB				6025
	U KINGDOM			9149	4190	
	U STATES	62117	25871	667267	301365	
		62117	25871	676416	305555	
METAL CAPS FOR ELEC BATTERIES						6026
	U STATES		2632		26165	
			2632		26165	
BRASS CUPS FOR PAPER CARTRIDGE						6027
COIN LCKS DF BRASS OR BRONZE						6029
	U STATES		31		321	
			31		321	
PUMPS HAND BRASS N O P						6030
	U STATES		12		4704	
			12		4704	
VALVES BRASS						6031
	U KINGDOM				13292	
	U STATES		75935		926555	
			75935		939847	
WATER METERS NDP BRASS S AND PTS		NO				6032
	U KINGDOM			75	964	
	U STATES	5	1227	72	23807	
		5	1227	147	24771	
WIRE BRASS N O P		LB				6033
	U KINGDOM			59	45	
	U STATES	9361	3925	54039	22578	
		9361	3925	54098	22623	
WIRE CLOTH WOVEN WIRE OF BRASS						6034
	U STATES		1145		13366	
			1145		13366	

Articles and Countries from which Imported	MONTH OF NOVEMBER 1945		ELEVEN MONTHS ENDED NOVEMBER 1945		Class Number
	Quantities	Values (\$)	Quantities	Values (\$)	
BRASS MANUFACTURES N O P U KINGDOM SWITZRLND U STATES		4733		61394	6035
		277962		2467081	
		282695		2528602	
BRASS WIRE FOR FOURORINIER U STATES		1545		24690	6036
		1545		24690	
COPPER IN BLOCKS PIGS INGOTS U STATES	CWT		1	23	6042
			1	23	
COPPER SCRAP U KINGDOM NFLD U STATES	CWT		58	134	6043
			609	4385	
	42	584	46	631	
	42	584	713	5150	
COPPER BARS FOR ELECTRIC WIRES U STATES	CWT	2665	22406	340650	6044
		2665	22406	340650	
COPPER IN BARS OR RODS N O P U STATES	CWT	96	2900	41220	6046
		96	2900	41220	
COPPER IN STRIPS SHEETS PLATES U STATES	CWT	60	1770	40255	6047
		60	1770	40255	
COPPER TUBING U STATES	LB	60988	562656	186447	6048
		60988	562656	186447	
COPPER ROLLERS FOR WALL PAPER U KINGDOM U STATES				13143	6049
		2383		18514	
		2383		31657	
COPPER WIRE N O P U STATES	LB	73060	237622	95954	6050
		73060	237622	95954	
COPPER WIRE CLOTH WOVEN WIRE U STATES				670	6051
				670	
COPPER MANUFACTURES OF N O P U KINGDOM CHILE U STATES		10		2695	6052
				160	
		30883		308724	
		30893		311579	
LEAD IN PIGS AND BLOCKS U KINGDOM U STATES	LB		2000	280	6061
			13117	2741	
			15117	3021	
LEAD OLD AND SCRAP U KINGDOM	LB		36871	1045	6062
			36871	1045	
LEAD IN BARS AND SHEETS U STATES	LB	3749	29586	3927	6063
		3749	29586	3927	
LEAD PIPE	LB				6064
LEAD CAPSULES FOR BOTTLES U STATES				126	6065
				126	
LEAD SHOT AND BULLETS U STATES	LB		1393	298	6066
			1393	298	
TEA LEAD	LB				6067
LEAD MANUFACTURES N O P U KINGDOM U STATES		104		615	6068
		25867		317633	
		25971		318248	
RODS 90 PC NICKEL FOR WIRE U STATES	LB		12558	8978	6070
			12558	8978	
NICKEL NICKEL SILVER IN INGOTS U STATES	LB	4095	19095	5573	6071
		4095	19095	5573	
NICKEL BARS RODS STRIPS SHEETS U STATES	LB	151798	1253701	643049	6072
		151798	1253701	643049	
NICKEL SILVER BARS RODS STRIPS U KINGDOM U STATES	LB	55	18806	4948	6073
		55	7010	3292	
		55	25816	8240	
NICKEL CHROMIUM IN BARS U STATES	LB	440	74959	68253	6074
		440	74959	68253	
NICKEL MANUFACTURES NOT PLATED U KINGDOM U STATES		11		1061	6075
		871		20583	
		882		21644	
NICKEL AND PLATED HOLLOW WARE U STATES				56	6076
				56	
NICKEL PLATED WARE N O P U KINGDOM SWITZRLND U STATES		4038		49955	6077
		17768		83419	
		55463		444617	
		77269		577991	



Articles and Countries from which imported	MONTH OF NOVEMBER 1945		ELEVEN MONTHS ENDED NOVEMBER 1945		Class Number
	Quantities	Values (\$)	Quantities	Values (\$)	
ELECTRO PLATED WARE GILT WARE U KINGDOM MEXICO SWITZRLND U STATES		697		13758 380 301	6082
		76603		787687	
		77300		802126	
GOLD FOR COMMERCIAL PURPOSES U STATES	OZ 15	563	172	5593	6083
	15	563	172	5593	
GOLD SILVER SWEEPS GOLD FRINGE U STATES		845		1386	6084
		845		1386	
GOLD SILVER DUTCH METAL LEAF U KINGDOM U STATES		3067 1982		28420 24915	6085
		5049		53335	
GOLD MANUFACTURES N O P U KINGDOM SWITZRLND U STATES		412 453		412 453	6086
		5801		164480	
		6666		165345	
PLATINUM PALLADIUM IRIIDIUM U KINGDOM U STATES		106800 5237		3774138 108100	6087
		112037		3882238	
PLATINUM CRUCIBLES U STATES		185		5674	6088
		185		5674	
PLAT RETORT FOR SULPHURIC ACID U STATES		5221		15659	6089
		5221		15659	
BLACK OXIDE COPPER FOR COLOURS U KINGDOM	LB		200	202	6090
			200	202	
SILVER UNMANUFACTURED COIN FOREIGN EXCEPT GOLD	OZ				6091
					6092
TOILET ARTICLES OF STERLING U KINGDOM U STATES		25 28		178 385	6093
		53		563	
SILVER MANUFACTURES N O P U KINGDOM MEXICO PERU SPAIN U STATES		1080 552		12280 3688 1533 98	6094
		5150		20275	
		6782		37874	
TIN BLOCKS PIGS OR BARS U KINGDOM U STATES	CWT		67294	4714710	6101
			3656	211028	
			70950	4925738	
TINFOIL U STATES	LB 304	76	135876	17179	6102
	304	76	135876	17179	
COLLAPSIBLE TUBES LEAD OR TIN U STATES		16766		88050	6103
		16766		88050	
ZINC SPELTER	CWT				6111
ZINC BLOCKS PIGS BARS PLATES U STATES	CWT 155	2915	1554	23843	6112
	155	2915	1554	23843	
ZINC STRIP AND SHEETS U STATES	CWT 3564	45111	35192	454979	6113
	3564	45111	35192	454979	
ZINC DUST U STATES	CWT 1	19	302	2744	6115
	1	19	302	2744	
ZINC MANUFACTURES N O P U KINGDOM U STATES				191	6116
		56919		414701	
		56919		414892	
ZINC SLUGS FOR DRY BATTERIES					6117
BABBITT METAL IN BLOCKS BARS U STATES	CWT 23	750	264	5512	6121
	23	750	264	5512	
BRITANNIA METAL PIGS BLOCKS	CWT				6122
BRITANNIA METAL MANUFACTURES U KINGDOM U STATES				220	6123
		18		6431	
		18		6651	
CHROMIUM TUNGSTEN FOR ALLOYS U KINGDOM U STATES	LB 3700	11733	120960	135284	6124
	3700	11733	65562	106642	
			186522	241926	
ALLOY SLUGS CAST WITH DIAMONDS U STATES		7693		80755	6125
		7693		80755	
PHOSPHOR TIN PHOSPHOR BRONZE U KINGDOM U STATES	LB 70680	33305	4480	1435	6126
	70680	33305	594198	275276	
			598678	276711	



Articles and Countries from which Imported	MONTH OF NOVEMBER 1945		ELEVEN MONTHS ENDED NOVEMBER 1945		Class Number
	Quantities	Values (\$)	Quantities	Values (\$)	
ALLOYS OF COPPER					6129
U STATES		11485		116199	
		11485		116199	
ALLOYS OF MAGNESIUM					6130
U STATES		107		2440	
		107		2440	
CLOCKS					6131
U KINGDOM	NO	1196	165	3375	
SWITZRLND	61	29820	39843	96680	
U STATES	11481	21767	13120	91913	
	8425	52783	53128	191968	
	19967				
CLOCK MOVEMENTS AND CASES					6132
U KINGDOM		23		392	
SWITZRLND				119	
U STATES		2869		19855	
		2892		20366	
PARTS OF CLOCK MOVEMENTS					6133
U KINGDOM		43		121	
SWITZRLND		161		1106	
U STATES		22566		146343	
		22770		147570	
TIME RECORDERS					6134
U STATES		12995		113616	
		12995		113616	
WATCHES					6135
U KINGDOM				54	
SWITZRLND		395798		2648838	
U STATES		4227		10056	
		400025		2658948	
WATCH CASES AND PARTS					6136
SWITZRLND		7782		33182	
U STATES		67432		576375	
		75214		609557	
WATCH ACTIONS AND MOVEMENTS					6137
SWITZRLND		412180		2508087	
U STATES		22520		126757	
		434700		2634844	
PARTS OF WATCH MOVEMENTS					6138
SWITZRLND		29661		252139	
U STATES		9230		86947	
		38891		339086	
BATTERIES FLASHLIGHT AND PARTS					6139
U KINGDOM				866	
U STATES		266		10840	
		266		11706	
BATTERIES ELECTRIC PRIMARY NOP					6141
U KINGDOM				2535	
U STATES		10138		164497	
		10138		167032	
BATTERIES STORAGE AND PARTS					6142
U KINGDOM				73264	
U STATES		45276		400102	
		45276		473366	
APPARATUS ELECTRIC HEATING NOP					6143
U KINGDOM		3058		10606	
U STATES		34899		345121	
		37957		355727	
DYNAMOS GENERATORS AND PTS NOP					6144
U KINGDOM		86		61579	
NFLO				771	
SWITZRLND		2318		6316	
U STATES		145333		2928978	
		147737		2997644	
FUSES FUSE PLUGS CUTOUTS PARTS					6145
U KINGDOM				2962	
U STATES		16972		226790	
		16972		229752	
LAMPS ELECTRIC ARC					6146
U KINGDOM		45		1310	
U STATES		3146		105169	
		3191		106479	
LAMPS ELECTRIC CARBON FILAMENT					6147
U STATES	NO	255	6660	3165	
	439	255	6660	3165	
LAMPS ELECTRIC METAL FILAMENT					6148
U KINGDOM	NO	3099	2969	4212	
U STATES	1600	62017	5331952	525848	
	639919	65116	5334921	530060	
	641519				
LIGHTS HEAD SIDE TAIL TORCHES					6149
U KINGDOM				8789	
SWITZRLND		1082		2567	
U STATES		50457		528215	
		51539		539571	
ELECTRIC LIGHT FIXTURES N O P					6150
U KINGDOM		36		16754	
MEXICO				456	
U STATES		200153		1543605	
		200189		1560815	
LIGHTNING ARRESTERS REACTORS					6151
U STATES		4967		49081	
		4967		49081	
MAGNETOS FOR GAS ENGINES					6152
U STATES		1917		36182	
		1917		36182	

Articles and Countries from which Imported	MONTH OF NOVEMBER 1945		ELEVEN MONTHS ENDED NOVEMBER 1945		Class Number
	Quantities	Values (\$)	Quantities	Values (\$)	
METERS ELECTRIC AND PARTS N O P U KINGDOM U STATES		67 47130 47197		54783 453519 508302	6153
MOTORS ELECTRIC UNDER 10 DOL U KINGDOM U STATES	N O 1634	4959 4959	2 15525 15527	13 58192 58205	6154
MOTORS ELEC OVER 100 DOL AND PTS U KINGDOM NFLD SWEDEN SWITZRLND U STATES		6323 244 3453 187 397620 407827		97832 244 3453 1047 3329893 3432469	6155
RHEOSTATS CONTROLLERS STARTERS U KINGDOM SWITZRLND U STATES		143 8778 205145 214066		21315 11858 1747153 1780326	6156
SAD IRONS ELECTRIC AND PARTS U STATES		7945 7945		52205 52205	6157
SELFCONTAINED LIGHTING DUTFITS U STATES		36950 36950		474922 474922	6158
SOCKETS OUTLETS RECEPTACLES U KINGDOM U STATES		18 24961 24979		123 284799 284922	6159
SPARK PLUGS MAGNETOS IGNITION U KINGDOM U STATES		1566 1566		2950 36660 39610	6160
SWITCHES SWITCHBOARDS U KINGDOM SWITZRLND U STATES		12849 24263 152301 189413		89737 29797 1862573 1982107	6161
SWITCH GEAR FOR COAL MINES U KINGDOM				2891 2891	6162
TELEGRAPH APPARATUS AND PARTS U KINGDOM U STATES		41850 41850		35401 279581 314982	6163
TELEPHONE APPARATUS AND PARTS U KINGDOM U STATES		1930 241608 243538		26839 1907984 1934823	6164
TRANSFORMERS AND PARTS N O P U KINGDOM SWITZRLND U STATES		621 1482 20149 22252		21773 2439 330964 355176	6165
RADIO TUBES U KINGDOM U STATES	N O 60501	42322 42322	41959 1607331 1649290	127330 2273270 2400600	6166
RADIO APPARATUS N O P U KINGDOM NFLD U STATES		123005 331453 454458		1447367 10 8161164 9608541	6167
ELECTRIC DRY SHAVING MACHINES U STATES		16405 16405		98196 98196	6168
ELECT STEAM GENERATORS AND PTS U KINGDOM SWITZRLND U STATES	N O	654 550 4334 5538	2 2	17018 871 335385 353274	6169
ELECTRIC APPARATUS N O P U KINGDOM NFLD SWITZRLND U STATES		6227 892 391656 398775		158688 3050 10489 4144273 4316500	6170
ELECTRIC PRECISION INSTRUMENTS U KINGDOM U STATES		5201 57384 62585		47957 502733 550690	6171
ELECTRIC OR GAS WELDING APP U KINGDOM U STATES		136624 136624		200 1667319 1667519	6172
RADIO RECEIVING SETS U KINGDOM U STATES	N O 27 77 104	4397 7569 11966	75 887 962	36667 468769 505436	6173
RADIO SET PARTS TARIFF 4450 U STATES		84705 84705		1059238 1059238	6175
RADIO TUBE PARTS TARIFF 445P U KINGDOM U STATES		75619 75619		4431 1346589 1351020	6176

Articles and Countries from which Imported	MONTH OF NOVEMBER 1945		ELEVEN MONTHS ENDED NOVEMBER 1945		Class Number
	Quantities	Values (\$)	Quantities	Values (\$)	
LIGHTING FIXTURES GAS COAL OIL U KINGDOM NFLD MEXICO U STATES				3 496 126 44 254 084 1 337 8	6181
GAS MANTLES GAS BURNERS U KINGDOM U STATES		4 586 4 586		9 59 31 536 32 495	6182
GAS METERS AND PARTS U KINGDOM U STATES		4 595 4 595		588 60 580 61 168	6183
PLATES CYLINDERS ENGRAVERS U KINGDOM U STATES		1 245 2 380 7 2 505 2		3 097 22 313 4 22 623 1	6191
PLATES PRINTING 2 COLOURS U KINGDOM U STATES				4 56 160 097 160 553	6192
PLATES FOR PRINTING MUSIC U STATES		1 578 1 578		1 282 3 1 282 3	6193
STEREOTYPES ELECTROTYPES NOP U STATES	SQ IN 3 350 8 3 350 8	2 326 2 326	1 593 85 1 593 85	2 423 9 2 423 9	6194
MATRICES FOR STEREOTYPES 475A U STATES	SQ IN 6 334 15 6 334 15	1 382 1 382	60 868 90 60 868 90	12 432 12 432	6195
STEREOTYPES FOR BOOKS U KINGDOM U STATES	SQ IN 8 002 1 505 93 1 585 95	3 32 9 546 9 878	8 573 7 14 497 71 15 355 08	2 495 17 693 0 17 942 5	6196
STEREOTYPES FOR ADVERTISEMENTS U KINGDOM U STATES	SQ IN 2 428 63 2 428 63	1 437 5 1 437 5	2 137 20 692 43 20 713 80	204 99 780 99 984	6197
TYPE METAL IN BLOCKS PLATES U STATES	LB		180 180	66 66	6198
TYPE PRINTING CHASES QUOINS SWITZRLNO U STATES		186 8 630 8 816		186 83 663 83 849	6199
PRINTG PLATES FOR PUBLICATIONS U KINGDOM U STATES				618 261 088 261 706	6200
TUNGSTEN BEARING ORES U STATES	CWT		39 39	3 362 3 362	6208
KYANITE CRUDE OR CALCINEO B INDIA U STATES	CWT		444 6 990 7 434	906 16 195 17 101	6209
CHROME ORE B S AFR S RHOD B INDIA CUBA TURKEY U STATES	CWT 7 896	11 476	48 397 6 318 06 29 320 0 1 410 16 566 22 085 8	7 619 7 4 581 76 22 391 8 1 956 3 571 1 35 611 2	6210
ANTIMONY OR REGULUS OF U STATES	LB 109 484	1 760 41	12 122 37	11 520 70	6211
BISMUTH METALLIC NATURAL U STATES	LB		10 330 89 10 330 89	17 168 8 17 168 8	6212
CINNABAR U STATES	LB 5 5	11 11	5 5	11 11	6214
COBALT ORE B S AFR	CWT		2 390 0 2 390 0	8 694 15 8 694 15	6215
MANGANESE OXIDE U KINGDOM G COAST B INDIA U STATES	CWT 3 819 20 6 859 3 887 79	4 882 83 2 351 2 5 117 95	44 3 498 782 2 385 43 6 496 9 3 802 338	250 3 830 519 4 199 72 22 336 3 4 474 104	6216
ORES OF METALS M O P U KINGDOM VENEZUELA U STATES	CWT 8 885 7 44 9 629	7 363 6 521 1 388 4	27 660 8 885 6 986 4 353 1	5 791 2 7 363 6 273 7 1 280 12	6217
MERCURY OR QUICKSILVER MEXICO U STATES	LB 7 613 7 613	8 366 8 366	15 200 9 309 2 450 9	16 650 1 273 8 2 238 8	6218
ANODES NICKEL ZINC COPPER ETC U STATES				2 621 2 621	6219



Articles and Countries from which Imported	MONTH OF NOVEMBER 1945		ELEVEN MONTHS ENDED NOVEMBER 1945		Class Number
	Quantities	Values (\$)	Quantities	Values (\$)	
ARTICLES FOR AGRIC IMPLEMENTS U STATES		19366		236176	6220
ARTICLES FOR STORAGE BATTERIES U STATES		19366		236176	6221
BELLS FOR CHURCHES U KINGDOM U STATES		96		67949	6222
BELLS AND GONGS N O P U KINGDOM U STATES		96		67949	6223
SLIDE OR ZIPPER FASTENERS U KINGDOM U STATES				624	6225
BUCKLES CLASPS EYELETS HOOKS U KINGDOM U STATES		18243		1670	6226
CAGES BIRD SQUIRREL RAT WIRE MEXICO U STATES		18243		2294	6227
CHRONOMETERS COMPASSES SHIPS U KINGDOM U STATES				75	6228
METAL ARTICLES FOR JEWELLERY U KINGDOM U STATES		1759		95215	6229
ARTICLES FOR USE IN FISHERIES U KINGDOM PORTUGAL SPAIN U STATES		1759		95290	6230
ARTICLES N O P FOR MFR SHIPS U KINGDOM U STATES				2977	6232
ELEMENTS FOR LAMP FILAMENTS U STATES		2286		4923	6233
METAL PTS FOR COVERED BUTTNS U STATES		29105		423	6234
NAILS TACKS BRASS OR COPPER U STATES		31391		7900	6235
PATTERNS OF METAL NOT MOEELS U KINGDOM U STATES				16691	6236
UMBRELLA PARTS EXCEPT FABRIC U STATES		29105		362670	6237
RIVETS BURNS BRASS OR COPPER U KINGDOM U STATES				379	6238
SCREWS OF METAL N O P U KINGDOM U STATES		1168		5961	6240
SHOE AND CORSET EYELETS HOOKS U STATES		1168		6055	6241
TIPS STUDS FOR CORSET CLASPS U STATES				35721	6242
TRACTION ENGINE MATERIALS				433307	6243
WIRE FOR SHOE NAILING MACHINES U STATES	L8			469028	6245
WIRE COVERED CABLE COVERED NOP U KINGDOM NFLD U STATES		22157		208405	6247
WIRE TINSEL FOR BRAIDS CORDS		22157		208583	6248
WIRE ROPE N O P U KINGDOM U STATES		1484		3879	6249
WIRE OF ALL KINDS N O P U KINGDOM U STATES		1690		11528	6250
		3174		3643	
		39071		31737	
		69215		50787	
		108286		774288	
		17088		2588645	
		17088		3362933	
		2870		18898	
		2870		18898	
		1192		2599	
		1192		2599	
		1395		358	
		1395		45520	
		11442		45878	
		11442		114964	
		7120		114964	
		7120		92	
		2871		75158	
		2871		75250	
		22422		51	
		22422		27695	
		595		27746	
		595		197847	
		595		197847	
		5766	868	6053	
		5766	868	6053	
		531		6243	
		42989		6245	
		43520		6247	
		1800		6248	
		1800		6249	
		11506		6250	
		11506		14	
				158428	
				158442	

## IMPORTS INTO CANADA FOR CONSUMPTION

Articles and Countries from which Imported	MONTH OF NOVEMBER 1945		ELEVEN MONTHS ENDED NOVEMBER 1945		Class Number
	Quantities	Values (\$)	Quantities	Values (\$)	
NON FERROUS METALS AND PRODUCT					6251
U KINGDOM		763		3723295	
U STATES		28473		404106	
		29236		4127401	
PARTS FOR MFR OF SHUTTLES					6252
U KINGDOM				624	
U STATES		7144		81151	
		7144		81775	
HINGES FOR JEWELLERY BOXES					6253
U STATES		1500		8632	
		1500		8632	
MATERIALS FOR MFR MINING MACH					6254
U STATES		968		3204	
		968		3204	
MAGNESIUM SCRAP	LB				6255
METAL POWDER FRICTION MATERIAL					6256
U STATES		2216		28840	
		2216		28840	

Articles and Countries from which Imported	MONTH OF NOVEMBER 1945		ELEVEN MONTHS ENDED NOVEMBER 1945		Class Number
	Quantities	Values (\$)	Quantities	Values (\$)	
<u>GROUP 7</u>					
<u>NON METALLIC MINERALS</u>					
ASBESTOS PACKING	LB				7001
U KINGDOM			35187	25117	
U STATES	8184	3730	166761	68503	
	8184	3730	201948	93620	
ASBESTOS BRAKE LINING FOR AUTO					7002
U KINGDOM		816		54473	
U STATES		18598		300932	
		19414		355405	
ASBESTOS MANUFACTURES N O P					7003
U KINGDOM		13739		469456	
U STATES		94409		9760	
		108147		763681	
CLUTCH FACINGS FOR AUTOS				1242897	7004
U KINGDOM				61	
U STATES		8587		304652	
		8587		304713	
BRAKE LININGS AND FACINGS N O P					7005
U KINGDOM				7977	
U STATES		1052		20541	
		1052		28518	
CHINA CLAY	CWT				7011
U KINGDOM	40683	26102	469164	280496	
U STATES	79531	40717	691166	372142	
	120214	66819	1160330	652638	
FIRE CLAY	CWT				7012
U KINGDOM			12993	5771	
U STATES	97766	20674	1353701	261493	
	97766	20674	1366694	267264	
PIPE CLAY	CWT				7013
U STATES	24440	3024	139928	17949	
	24440	3024	139928	17949	
CLAYS N O P					7014
U KINGDOM		980		1094	
U STATES		15424		153001	
		16404		154095	
ZIRCONIUM SILICATE					7015
U STATES		2874		17482	
		2874		17482	
ZIRCONIUM OXIDE					7016
U STATES		1959		36617	
		1959		36617	
SAGGARS FOR CERAMIC PRODUCTS					7017
U STATES		1170		26104	
		1170		26104	
ACTIVATED CLAY TO REFINE OILS					7018
U STATES		29195		315446	
		29195		315446	
GROG FOR REFRACTORY MATERIALS	TON				7019
U STATES	272	3894	4238	43755	
	272	3894	4238	43755	
BRICK BUILDING	TON				7021
U STATES	382	6075	3342	44059	
	382	6075	3342	44059	
BRICK FIRE CHROME					7022
U STATES		47020		383206	
		47020		383206	
BRICK FIRE MAGNESITE					7023
U STATES		23104		294199	
		23104		294199	
BRICK FIRE SILICA					7024
U STATES		78370		696204	
		78370		696204	
BRICK FIRE 100 DOLLARS OR OVER					7025
U STATES				12627	
				12627	
BRICK FIRE FURNACE OR KILN					7026
U KINGDOM		2058		37844	
U STATES		91602		1427529	
		93660		1465373	
BRICK FIRE N O P					7027
U KINGDOM		1271		28685	
U STATES		118369		1102728	
		119640		1131413	
BRICK PAVING	TON				7028
U STATES	92	736	2463	24142	
	92	736	2463	24142	
BUILDING BLOCKS BUILDING TILE					7029
U STATES		5264		41242	
		5264		41242	
DRAIN PIPES SEWER PIPES N O P					7030
U KINGDOM				3738	
U STATES		6388		33758	
		6388		37496	
DRAIN TILES NOT GLAZED					7031
U STATES		208		1513	
		208		1513	
MOSAIC FLOORING					7032
U KINGDOM		532		17305	
U STATES		3880		38223	
		4412		55528	
EARTHENWARE TILES FOR ROOFING					7033
U STATES				1209	
				1209	



Articles and Countries from which Imported	MONTH OF NOVEMBER 1945		ELEVEN MONTHS ENDED NOVEMBER 1945		Class Number
	Quantities	Values (\$)	Quantities	Values (\$)	
TILES EARTHENWARE N O P					
U KINGDOM		10081		168286	7034
MEXICO				143	
U STATES		4094		50329	
		14175		218758	
CHINA AND PORCELAIN WARE N O P					
U KINGDOM				23949	7043
U STATES		4945		34827	
		4945		58776	
DEMIJOHNS CHURNS CROCKS N O P					
U STATES		2229		13229	7045
		2229		13229	
TABLEWARE OF CHINA PORCELAIN					
U KINGDOM		100649		3874400	7046
MEXICO		26		1649	
U STATES		9659		146158	
		110334		4022207	
EARTHENWARE N O P					
U KINGDOM		8490		250493	7047
ARGENTINA				763	
BRAZIL				729	
MEXICO		2412		8772	
U STATES		59572		446503	
		70474		707260	
CHEMICAL STONEWARE					
U KINGDOM				1498	7048
U STATES		894		49084	
		894		50582	
PORCELAIN RUBBER GLOVE FORMS					
U STATES		203		2297	7049
		203		2297	
ARTIFICIAL TEETH NOT MOUNTEO					
U STATES		75721		757727	7051
		75721		757727	
BATHS BATHTUBS BASINS ETC NOP					
U KINGDOM		6871		115590	7052
U STATES		28460		103818	
		35331		219408	
CRUCIBLES N O P AND COVERS					
U KINGDOM		138		4855	7053
U STATES		2671		33734	
		2809		38589	
INSULATORS ELECTRIC PORCELAIN					
U KINGDOM		11		2930	7055
SWITZRLND				541	
U STATES		24923		258382	
		24934		261853	
MANUFACTURES OF CLAY N O P					
U KINGDOM		10		2671	7056
MEXICO		60		133	
U STATES		11744		171109	
		11814		173913	
BRIQUETTES OF COAL OR COKE	TON				
U STATES	15741	134003	123335	950741	7060
	15741	134003	123335	950741	
ANTHRACITE SCREENINGS OR DUST	TON				
U STATES	3466	10286	19925	59493	7061
	3466	10286	19925	59493	
ANTHRACITE DOMESTIC SIZES	TON				
U KINGDOM			224	1815	7062
U STATES	197702	1922995	2230197	20455739	
	197702	1922995	2230421	20457554	
ANTHRACITE SMALLER SIZES N O P	TON				
U KINGDOM			22550	141453	7063
U STATES	98763	534326	819497	4260707	
	98763	534326	842047	4402160	
COAL BITUMINOUS AND COAL N O P	TON				
U KINGDOM	6	45	6	45	7064
U STATES	1971262	6932797	19582844	67407037	
	1971268	6932842	19582850	67407082	
COAL LIGNITE	TON				
U STATES	35	81	450	2149	7065
	35	81	450	2149	
COAL EXWAREHOUSED SHIPS STORES	TON				
U STATES	56582	201926	480950	1760366	7066
	56582	201926	480950	1760366	
COAL TAR BENZOL	GAL				
U STATES	8522	1782	24723	7937	7070
	8522	1782	24723	7937	
COAL TAR CRUDE IN BULK	GAL				
U STATES	325347	23798	1848893	132744	7071
	325347	23798	1848893	132744	
COAL PITCH	CWT				
U KINGDOM			5115	7019	7072
U STATES	2254	3454	37401	42317	
	2254	3454	42516	49336	
CARBOLIC OR HEAVY OIL	GAL				
U KINGDOM			12946	5913	7073
AUSTRALIA		660	1760	1016	
U STATES	18910	4170	172185	35989	
	19570	4510	186891	42918	
COKE PETROLEUM	TON				
U STATES	17721	164190	175106	2084721	7074
	17721	164190	175106	2084721	

Articles and Countries from which Imported	MONTH OF NOVEMBER 1945		ELEVEN MONTHS ENDED NOVEMBER 1945		Class Number
	Quantities	Values (\$)	Quantities	Values (\$)	
COKE GRDND FOR BATTERIES	TON				7075
U STATES	42	2419	252	13154	
	42	2419	252	13154	
COKE METALLURGICAL OPERATIONS	TON				7076
U STATES	14387	166148	191348	2026468	
	14387	166148	191348	2026468	
CDKE N O P	TON				7077
U STATES	75570	507472	957911	6308419	
	75570	507472	957911	6308419	
DECANTERS AND TUMBLERS					7079
U KINGDOM		54		1312	
MEXICO				131	
U STATES		37148		394261	
		37202		395704	
LAMP CHIMNEYS					7080
U STATES		6813		31599	
		6813		31599	
GLASS PLATES FOR OPTICAL MFR					7081
U KINGDDM				328	
U STATES		46561		460375	
		46561		460703	
GLASS CARBOYS BOTTLES JARS					7082
U KINGDOM		7336		51182	
B INDIA				427	
MEXICO		43		246	
U STATES		207384		2485397	
		214763		2537252	
GLASS TABLEWARE N D P					7083
U KINGDOM		951		95584	
MEXICO		12		1873	
U STATES		108681		991334	
		109644		1088791	
LAMP BULBS AND TUBING FOR					7084
U STATES		103005		954627	
		103005		954627	
GLASS SHADES OR GLOBES					7085
U KINGDOM				380	
U STATES		463		13071	
		463		13451	
LENSES GLASS N O P					7086
U KINGDOM				4055	
U STATES		27995		318940	
		27995		322995	
FRESNEL TYPE LENSES					7087
U KINGDOM				772	
U STATES		2273		20365	
		2273		21137	
MOULDED SHAPES FOR ELECT FIXT					7088
U KINGDOM				13450	
U STATES		62083		603142	
		62083		616592	
HEAT RESISTING GLASSWARE					7089
U KINGDOM		180		5298	
U STATES		243351		1772598	
		243531		1777896	
COMMON COLOURLESS WINDOW GLASS	SQ FT				7091
U KINGDOM	112700	5613	14464381	803141	
U STATES	879775	69244	22744455	1259406	
	992475	66557	37208836	2062547	
GLASS FOR PHOTO DRY PLATES					7092
PLATE GLASS NOT OVER 7 SQ FT	SQ FT				7093
U KINGDOM	65	123	37401	19528	
U STATES	28570	10074	1848826	621628	
	28635	10197	1886227	641156	
PLATE GLASS 7 TO 25 SQ FT	SQ FT				7094
U KINGDOM			98416	43552	
U STATES	54954	22464	903848	327661	
	54954	22464	1002264	371213	
PLATE GLASS N O P	SQ FT				7095
U KINGDOM	9781	4290	457424	177822	
U STATES	34523	13236	493606	207108	
	44304	17526	951030	384930	
GERMAN MIRRDR PLATE UNSILVERED					7096
LAMINATED GLASS SHEETS OR MFRS					7097
U STATES		541		44843	
		541		44843	
GLASS SHEETS BENT PLATES N O P					7098
U KINGDOM				33544	
U STATES		16092		364667	
		16092		398211	
GLASS SHEETS WIRED					7099
U KINGDOM				85153	
U STATES		2355		23543	
		2355		108696	
DRNAMENTAL WINDOW GLASS					7111
U KINGDDM				15939	
U STATES		8250		76518	
		8250		92457	
PAINTED OR OBSCURED GLASS					7112
U KINGDOM		3515		69108	
U STATES		10900		78774	
		14415		147882	
STAINED OR ORNAMENTAL WINDOWS					7113

## IMPORTS INTO CANADA FOR CONSUMPTION

Articles and Countries from which Imported	MONTH OF NOVEMBER 1945		ELEVEN MONTHS ENDED NOVEMBER 1945		Class Number
	Quantities	Values (\$)	Quantities	Values (\$)	
SILVERED GLASS N O P					7114
U KINGDOM		239		2563	
U STATES		40133		329433	
		40372		331996	
GLASS TO BE CUT OR MOUNTED					7121
U STATES		40039		286309	
		40039		286309	
GLASS BLANKS FOR REFLECTORS					7122
U STATES		7008		42770	
		7008		42770	
BEADS FOR MFR IMITATION PEARLS					7123
U STATES		1089		6062	
		1089		6062	
ARTIFICIAL EYES CONTACT LENSES					7124
U KINGDOM				354	
U STATES		805		9813	
		805		10167	
PHOTOGRAPHIC DRY PLATES					7125
U KINGDOM				11207	
U STATES		1856		31106	
		1856		42313	
SPECTACLES EYE GLASS LENSES					7126
U KINGDOM				75	
U STATES		8530		92764	
		8530		92839	
MANUFACTURES OF GLASS N O P					7127
U KINGDOM		879		48199	
MEXICO		407		1274	
SWITZRLND		155		2402	
U STATES		145072		1301738	
		146513		1353613	
GLASS WOOL					7128
U STATES		22853		140064	
		22853		140064	
PLUMBAGO NOT GROUND					7131
MEXICO		248		48482	
U STATES				11290	
		248		59772	
CRUCIBLES PLUMBAGO AND COVERS					7132
U KINGDOM		1054		47187	
U STATES		5715		63129	
		6769		110316	
PLUMBAGO MANUFACTURES N O P					7133
U KINGDOM				12587	
U STATES		27367		238540	
		27367		251127	
ASPHALTUM OR ASPHALT					7141
TRINIDAD	CWT	2129	2129	2841	
U STATES		9942	115976	297729	
		12071	118105	300570	
ASPHALTUM OIL FOR PAVING					7143
U STATES	GAL		5089	580	
			5089	580	
OIL FOR CONCENTRATION OF ORES					7151
AUSTRALIA	GAL		13200	4574	
U STATES		9221	113642	74798	
		9221	126842	79372	
CRUDE PETROLEUM FOR REFINING					7153
COLOMBIA	M GAL	10550	268090	7128231	
ECUADOR			39983	1698000	
VENEZUELA		49914	501057	15697191	
U STATES		102867	1038625	42739188	
		163331	1847755	67262610	
PETROLEUM TOPS FOR REFINERS					7154
	GAL				
FUEL OIL EXWARE FOR SHIPS					7156
COLOMBIA	GAL		189452	6929	
NETH W I			14930141	489548	
VENEZUELA			6861205	281668	
U STATES		1692451	12011136	459822	
		1692451	33991934	1237967	
CRUDE PETROLEUM LESS THAN 8155					7157
	GAL				
CRUDE PETROLEUM N O P					7158
U STATES	GAL	23542	275138	10460	
		23542	275138	10460	
COAL OIL LIGHTER THAN 8236					7162
NETH W I	GAL		5044446	278975	
U STATES		84562	7855808	509922	
		84562	12900254	788897	
ENGINE DISTILLATE 8017 OR OVER					7163
MEXICO	GAL		8135	284	
U STATES		9027	344555	22849	
		9027	352690	23133	
GASOLINE UNDER 8236 SP G					7164
ALASKA	GAL	7292	323797	58179	
U STATES		2121302	46873684	7508167	
		2128594	47197481	7566346	
CASINGHEAD GASOLINE BLENDING					7165
COLOMBIA	GAL	225024	6644161	165417	
ECUADOR			74207	3200	
U STATES		6816745	21472764	1594369	
		7041769	28191132	1762986	
LUB OILS UNDER 250 PER GAL					7166
U STATES	GAL	310051	4240533	709666	
		310051	4240533	709666	



Articles and Countries from which Imported		MONTH OF NOVEMBER 1945		ELEVEN MONTHS ENDED NOVEMBER 1945		Class Number
		Quantities	Values (\$)	Quantities	Values (\$)	
LUB OILS 25C OR OVER	PER GAL ALASKA U STATES	GAL 17	22	149	141	7167
		598246	287250	5448393	2606572	
		598263	287272	5448542	2606713	
OILS MINERAL N O P	U KINGDOM U STATES	GAL		153	495	7168
		46286	51061	3731423	1548202	
		46286	51061	3731576	1548697	
PETROL PRODUCTS 8236 OR OVER	ALASKA VENEZUELA U STATES	GAL		131150	13300	7169
		6105060	255790	752569	32331	
		6105060	255790	43661473	1788921	
				44545192	1834552	
PETROLEUM LUB OIL FOR MEDICINE		GAL				7170
PETROL GREASE LUBRICATING NOP	U KINGDOM U STATES	LB		360	127	7181
		699119	48499	9828464	597816	
		699119	48499	9828824	597943	
PETROLEUM JELLIES FOR TOILET	U STATES		52932		448827	7182
			52932		448827	
PARAFFINE WAX	U STATES	LB		17418674	1046805	7183
		2269447	134090	17418674	1046805	
		2269447	134090	17418674	1046805	
CANDLES PARAFFINE WAX	U STATES	LB		155642	40340	7184
		27899	7091	155642	40340	
		27899	7091	155642	40340	
PETROL PRODUCTS 8236 OR LESS	U STATES	GAL		1373600	178362	7185
		71098	8602	1373600	178362	
		71098	8602	1373600	178362	
LIQUEFIED PETROLEUM GASES	U STATES		73157		597328	7186
			73157		597328	
ARTIFICIAL ABRASIVE GRAINS	U STATES		93651		1529829	7191
			93651		1529829	
DIAMONDS BLACK BORT FOR BORERS	U KINGDOM B S AFR BEL CONGO BRAZIL U STATES		26511		226122	7192
			75261		428406	
			5992		34697	
			4960		6910	
			112724		1219284	
			112724		1915419	
DIATOMACEOUS EARTH	U STATES	CWT		221723	310512	7193
		20562	30912	221723	310512	
		20562	30912	221723	310512	
EMERY IN BULK	U KINGDOM U STATES		8121		70	7194
			8121		72870	
			8121		72940	
GRINDING WHEELS BONDED	U KINGDOM U STATES		23153		3483	7195
			23153		322664	
			23153		326147	
GRINDING STONES BONDED	U KINGDOM MEXICO U STATES		1287		1045	7196
			2876		1287	
			4163		72093	
			4163		74425	
MANUFACTURES OF EMERY N O P	U KINGDOM U STATES		9335		1480	7197
			9335		80048	
			9335		81528	
GRINDSTONES 36 INCHES OR OVER	U KINGDOM U STATES	NO		18	820	7198
		78	8470	420	41765	
		78	8470	438	42585	
GRINDSTONES N O P	U KINGDOM U STATES	NO		210	263	7199
		20	97	303	1744	
		20	97	513	2007	
PUMICE PUMICE STONE LAVA TUFFA	U STATES		4492		37958	7200
			4492		37958	
SANDPAPER EMERY CLOTH	U KINGDOM SWITZRLND U STATES		4493		403	7201
			4493		68	
			4493		63100	
			4493		63571	
BUILDING STONE N O P	U STATES	CWT		87563	41311	7210
		9033	4635	87563	41311	
		9033	4635	87563	41311	
GRANITE ROUGH	U STATES		1243		41748	7215
			1243		41748	
GRANITE SAWN	U STATES		2147		21744	7216
			2147		21744	
GRANITE MANUFACTURES	U STATES		76		9650	7218
			76		9650	
GYPSUM	U KINGDOM U STATES	TON		194	4370	7221
		1	28	580	16062	
		1	28	774	20432	

Articles and Countries from which Imported		MONTH OF NOVEMBER 1945		ELEVEN MONTHS ENDED NOVEMBER 1945		Class Number
		Quantities	Values (\$)	Quantities	Values (\$)	
LIME	U STATES	CWT				7223
		16030	5702	119524	33380	
PLASTER OF PARIS WALL PLASTER	U STATES	CWT				7224
		16030	5702	119524	33380	
CEMENT PORTLAND WATER LIME	U STATES	CWT				7225
		7461	11964	53568	82371	
	U KINGDOM	CWT				7225
		1324	1594	16446	19032	
CEMENT MANUFACTURES N O P	U STATES	CWT				7226
		42407	40881	95709	118220	
	U STATES	CWT				7226
		43731	42475	112155	137252	
WHITE PORTLAND CEMENT CLINKER	U STATES	CWT				7227
		6187	3958	51511	33078	
MARBLE ROUGH	U STATES	CWT				7231
		6187	3958	51511	33078	
MARBLE SAWN	U STATES	CWT				7232
			1002		34412	
MARBLE FOR TOMBSTONES	U STATES	CWT				7233
			1002		34412	
MARBLE MANUFACTURES N O P	U STATES	CWT				7234
			4816		54405	
MARBLE ORNAMENTAL FOR CHURCHES	U STATES	CWT				7235
			4816		54405	
ROOFING SLATE	U STATES	SQ				7241
		61	802	425	5120	
SLATE MANUFACTURES N O P	U STATES	SQ				7243
		61	802	425	5120	
BURRSTONES IN BLOCKS	U STATES	NO				7251
		12	172	27	779	
CHALK CLIFF STONE MICA SCHIST	U STATES	NO				7252
		12	172	27	779	
CHALK PREPARED	U STATES	NO				7253
			805		7815	
CURLING STONES AND HANDLES	U STATES	NO				7254
			805		7929	
FELDSPAR CRUDE ONLY	U STATES	NO				7255
			805		15744	
FELOSPAR GROUND	U STATES	NO				7256
			675		6410	
FLINT GROUND FLINT STONE	U STATES	NO				7257
			675		6410	
FLUORSPAR	U STATES	NO				7258
			675		6410	
GANISTER	U STATES	NO				7259
			675		6410	
MAGNESITE CALCINED DEAD BURNED	U STATES	NO				7262
			675		6410	
PHOSPHATE ROCK	U STATES	NO				7263
			675		6410	
SILICA SAND	U STATES	NO				7264
			675		6410	
SAND AND GRAVEL N O P	U STATES	NO				7265
			675		6410	
SILEX OR CRYSTALLIZED QUARTZ	U STATES	NO				7266
			675		6410	
STONE REFUSE	U STATES	NO				7267
			675		6410	

Articles and Countries from which Imported	MONTH OF NOVEMBER 1945		ELEVEN MONTHS ENDED NOVEMBER 1945		Class Number
	Quantities	Values (\$)	Quantities	Values (\$)	
TALC OR SOAPSTONE	CWT				7268
U STATES	8771	11317	115645	118477	
	8771	11317	115645	118477	
WHITING GILDERS PARIS	CWT				7269
WHITE					
U KINGDOM	1120	1140	60362	60066	
U STATES	16631	22079	194827	218363	
	17751	23219	255189	278429	
STONE AND MANUFACTURES					7270
N O P					
U KINGDOM				1187	
MEXICO				763	
U STATES		2058		21132	
		2058		23082	
BARYTES	CWT				7281
U STATES	1888	2811	22336	31467	
	1888	2811	22336	31467	
CARBONS 3 TO 35 INCHES					7282
CIRCUM					
U KINGDOM				16437	
U STATES		19428		357944	
		19428		374381	
CARBONS OVER 35 INCHES					7283
CIRCUM					
U STATES		510		368756	
		510		368756	
ELECTRIC LIGHT CARBONS					7284
N O P					
U KINGDOM	LB		245	117	
U STATES	3244	3210	186685	64175	
	3244	3210	186930	64292	
CRAYONS					7285
U KINGDOM		290		1702	
U STATES		17757		172048	
		18047		173750	
DIAMONDS UNSET					7286
U KINGDOM		107315		1396803	
S AFR		64688		435234	
PALESTINE		29210		369614	
BELGIUM		54717		110259	
BRAZIL				192094	
CUBA		2867		6253	
U STATES		41675		235384	
		300472		2745641	
EARTHS CRUDE ONLY					7287
FOUNDRY FACINGS OF ALL KINDS					7288
U STATES		2428		40639	
		2428		40639	
FULLERS EARTH IN BULK ONLY					7289
U KINGDOM		890		2439	
U STATES		4665		68401	
		5555		70840	
GAS BY PIPE LINE	M FT				7290
U STATES	462	462	321497	216904	
	462	462	321497	216904	
INSULATORS ELECTRIC					7291
N O P					
U KINGDOM				245	
U STATES		13791		158298	
		13791		158543	
MAGNESIA PIPE COVERING					7292
U KINGDOM		15877		123581	
U STATES		5351		27469	
		21228		151050	
MICA AND MANUFACTURES					7294
N O P					
U KINGDOM		1155		16053	
B INDIA		12010		85076	
U STATES		10722		117309	
		23887		218438	
MINERAL WOOL N O P	LB				7295
U STATES	934660	38578	7606671	416808	
	934660	38578	7606671	416808	
SALT TABLE	CWT				7296
SALT FOR FISHERIES	CWT				7297
U KINGDOM			35461	24559	
BWI OTHER	17113	3438	321077	62671	
U STATES	35905	10442	180754	71580	
	53018	13880	537292	158810	
SALT IN BULK N O P	CWT				7298
BWI OTHER	33600	5251	33600	5251	
U STATES	185708	48628	1569995	398577	
	219308	53879	1603595	403828	
SALT IN BAGS BARRELS	CWT				7299
U KINGDOM	4480	2816	112850	81429	
U STATES	28764	10222	239707	89707	
	33244	13038	352557	171136	
SULPHUR AND BRIMSTONE	CWT				7300
U KINGDOM			6	109	
U STATES	530196	439145	4741398	3871758	
	530196	439145	4741404	3871867	
MINERAL SUBSTANCES					7301
N O P					
U KINGDOM		3968		15859	
JAMAICA				60	
U STATES		194421		2001074	
		198389		2016993	
VERMICULITE CRUDE					7302
U STATES		3634		29622	
		3634		29622	





Articles and Countries from which Imported	MONTH OF NOVEMBER 1945		ELEVEN MONTHS ENDED NOVEMBER 1945		Class Number
	Quantities	Values (\$)	Quantities	Values (\$)	
<u>GROUP 8</u>					
<u>CHEMICALS AND ALLIED PRODUCTS</u>					
ACID BDRACIC 25 LBS OR OVER	LB				8001
U STATES	296049	15554	2888072	156610	
	296049	15554	2888072	156610	
ACID HYDROFLUOSILICIC	LB				8002
U STATES	5893	1321	60365	9530	
	5893	1321	60365	9530	
ACID MURIATIC	LB				8003
U STATES	12256	909	453405	17839	
	12256	909	453405	17839	
ACID NITRIC	LB				8005
U STATES	58099	2987	836924	45271	
	58099	2987	836924	45271	
ACID PHOSPHORIC	LB				8006
U STATES	52770	3560	896020	61753	
	52770	3560	896020	61753	
ACID SALICYLIC ACETYL SALICYLIC	LB				8007
U STATES	16540	5902	304385	112306	
	16540	5902	304385	112306	
ACID SULPHURIC	LB				8008
U STATES	38200	2157	291345	17161	
	38200	2157	291345	17161	
ACID LACTIC	LB				8009
U KINGDOM			2744	1618	
U STATES	21801	3566	871224	103514	
	21801	3566	873968	105132	
ACID NICOTINIC	LB				8010
U STATES	330	928	1415	4846	
	330	928	1415	4846	
ACID ACETIC AND PYROLIGNEDUS	GAL				8012
U STATES	5	13	319	848	
	5	13	319	848	
ACID CITRIC	LB				8013
U KINGDOM	22344	6761	22344	6761	
U STATES	167362	48017	779208	189514	
	189706	54778	801552	196275	
ACID CRESYLIC	LB				8015
U KINGDOM			331726	34332	
AUSTRALIA			38800	3307	
U STATES			60200	5882	
			430726	43521	
XANTHATES FOR ORES	LB				8016
U STATES	177450	29815	3143333	685026	
	177450	29815	3143333	685026	
ACID OXALIC	LB				8017
U KINGDOM			35840	5855	
U STATES	85249	10718	586550	72958	
	85249	10718	622390	78813	
ACID TANNIC	LB				8020
U KINGDOM			336	169	
AUSTRALIA			2240	1402	
U STATES	3700	3654	28809	27870	
	3700	3654	31385	29441	
TARTARIC ACID CRYSTAL OR POWD	LB				8021
ARGENTINA			114035	87194	
SPAIN	27720	19671	579591	430703	
U STATES	26962	14949	332894	254793	
	54682	34620	1026520	772690	
ACIDS N O P	LB				8022
U KINGDOM			5600	3648	
PERU	34215	2196	43479	2623	
U STATES	15341	9164	325033	89880	
	49556	11360	374112	96151	
ACID ARSENIC	LB				8023
U KINGDOM			2800	475	
U STATES	464060	16760	4622633	170401	
	464060	16760	4625433	170876	
ACID ASCORBIC	LB				8024
U STATES	10	131	1596	13185	
	10	131	1596	13185	
ACID FORMIC	LB				8025
U STATES	47755	4757	420346	42924	
	47755	4757	420346	42924	
ACID CHROMIC	LB				8026
U STATES	39200	7502	241475	44518	
	39200	7502	241475	44518	
ACID CARBOLIC OR PHENOL	LB				8027
U KINGDOM			4275	1153	
U STATES	231255	23795	3384693	338512	
	231255	23795	3383968	339665	
AMYL ALCOHOL OR FUSEL OIL	GAL				8032
U STATES			60814	66611	
			60814	66611	
BUTYL ALCOHOL	LB				8033
U KINGDOM			70049	11023	
U STATES	31913	3266	1151456	141844	
	31913	3266	1221505	152867	
ETHYL AND METHYL ALCOHOL	P GAL				8036
U STATES	1444	295	9773	3723	
	1444	295	9773	3723	
RUM TO BE DENATURED	P GAL				8037
B GUIANA	973	1457	973	1457	
JAMAICA	336	1107	7928	20540	
	1309	2564	8901	21997	

## IMPORTS INTO CANADA FOR CONSUMPTION

Articles and Countries from which Imported	MONTH OF NOVEMBER 1945		ELEVEN MONTHS ENDED NOVEMBER 1945		Class Number
	Quantities	Values (\$)	Quantities	Values (\$)	
ISOPROPYL ALCOHOL	GAL				
U STATES	1930	940	83422	41019	8038
	1930	940	83422	41019	
CELLULOSE NITRATE FOR MFRS					
U KINGDOM		1893		23883	8040
U STATES		94698		1234372	
		96591		1258255	
CELLULOSE MANUFACTURES M O P					
U KINGDOM		2905		38169	8041
MEXICO				193	
U STATES		120220		1595251	
		123125		1633613	
PYROXYLIN MANUFACTURES M O P					
U KINGDOM		1219		11470	8043
U STATES		63048		575671	
		64267		587141	
CELLULOSE REGENERATED SHEETS					
U STATES		186		13787	8044
		186		13787	
CELLULOSE ACETATE FOR MFRS					
U KINGDOM				14398	8045
U STATES		22284		364934	
		22284		379332	
CELLULOSE ACETATE PHD TO FILM					
U STATES		39000		131507	8046
		39000		131507	
COLLODION FOR FILMS ENGRAVERS	GAL				
U STATES	11	216	530	2539	8047
	11	216	530	2539	
PYROXYLIN FOR IM LEATHER					8048
MOULDING COMPOSITION CELLULOSE					
U STATES		152522		855042	8049
		152522		855042	
INTERLINED SHEET STOCK					
U STATES		11223		23957	8050
		11223		23957	
CAFFEINE AND SALTS	LB				8052
COCAINE	OZ				8053
U KINGDOM			387	2306	
			387	2306	
CODEINE AND SALTS	OZ				8054
U KINGDOM	985	7172	32405	238043	
	985	7172	32405	238043	
MORPHINE	OZ				8055
U KINGDOM			8062	70257	
			8062	70257	
OPIUM	LB				8057
U KINGDOM	150	1986	450	5528	
	150	1986	450	5528	
QUININE SALTS	OZ				8059
STRYCHNINE AND SALTS	OZ				8060
U KINGDOM			502	869	
U STATES			50	51	
			552	920	
NICOTINE AND SALT FOR SPRAYING	LB				8070
U STATES	2224	2284	140590	101917	
	2224	2284	140590	101917	
CHLORDPICRIN INSECTICIDES					
U STATES		2576		86313	8071
		2576		86313	
SPRAYS IN PKGS NOT OVER 3 LBS					
U KINGDOM		2360		32791	8072
U STATES		5177		73252	
		7537		106043	
DISINFECTANTS DIPS SPRAYS NOP					
U KINGDOM		4437		167595	8073
U STATES		108536		1206349	
		112973		1373944	
MEDICINAL PREPARATIONS DRY					
U KINGDOM		17761		296961	8074
NEW ZEAL				969	
ARGENTINA		198		969	
BRAZIL				4146	
FRANCE				464	
MEXICO				28	
SWITZRLND		8177		42198	
U STATES		376278		4072327	
		402414		4418062	
MEDICINAL PREPARATIONS LIQUID					
U KINGDOM		1973		33200	8075
AUSTRALIA		7387		244768	
ARGENTINA		416		1053	
BRAZIL				36	
FRANCE				632	
ITALY				42	
MEXICO				2019	
SWITZRLND		2317		8181	
U STATES		171553		1545546	
		183646		1835477	
MEDICINAL PREPARATIONS OTHER					
U KINGDOM		556		5278	8076
U STATES		7529		117048	
		8085		122326	



Articles and Countries from which Imported	MONTH OF NOVEMBER 1945		ELEVEN MONTHS ENDED NOVEMBER 1945		Class Number
	Quantities	Values (\$)	Quantities	Values (\$)	
MEDICATED WINES UNDER 40 PROOF	GAL				8077
MENTHOL NATURAL OR SYNTHETIC					8078
BRAZIL		9147		228588	
U STATES		2715		61084	
		11862		289672	
PAPAIN					8079
CEYLON				2300	
MEXICO				360	
U STATES		7081		14259	
		7081		16919	
SPIRITS AND STRONG WATERS	GAL				8081
U KINGDOM		67	117	4961	
FRANCE			14	4109	
U STATES	987	4279	7363	56708	
	987	4346	7494	65778	
EXTRACT OF CASCARA SAGRADA					8082
U KINGDOM				246	
U STATES		932		23239	
		932		24185	
ANILINE DYES 1 LB OR OVER	LB				8091
U KINGDOM	9260	8483	301258	304886	
SWITZRLND	49901	114297	125035	319594	
U STATES	360373	330194	3579907	3174137	
	419534	452974	4006200	3798617	
ANILINE AND COAL TAR DYES NOP	LB				8092
U KINGDOM	350	1405	3766	5304	
U STATES	22891	16115	241895	168296	
	23241	17520	245661	173600	
ANILINE OIL CRUDE	LB				8093
ANILINE SALTS ALIZARIN	LB				8094
U KINGDOM			266	518	
SWITZRLND			22	80	
U STATES	8642	3386	33163	14069	
	8642	3386	33451	14667	
COAL TAR BASE OR SALT FOR DYES	LB				8095
U KINGDOM			13804	4414	
SWITZRLND			110	826	
U STATES	41428	57048	685960	561242	
	41428	57048	699874	566482	
CAMWOOD AND SUMAC AND EXTRACT	CWT				8103
U STATES			332	2531	
			332	2531	
CHEM COMP FOR DYEING TANNING	CWT				8104
U KINGDOM			8343	117599	
SWITZRLND	12	1331	24	2581	
U STATES	10026	39816	84669	397476	
	10108	41147	93036	517656	
INDIGO INDIGO PASTE OR EXTRACT	CWT				8106
U KINGDOM			151	11421	
U STATES	3	187	71	1207	
	3	187	222	12628	
IRON LIQUOR FOR DYEING	CWT				8107
U STATES	72	557	720	4296	
	72	557	720	4296	
LOGWOOD AND FUSTIC EXTRACT	CWT				8109
U KINGDOM			293	5824	
U STATES	228	3778	3983	71738	
	228	3778	4276	77562	
QUEBRACHO EXTRACT	CWT				8111
ARGENTINA	17470	105165	161509	958185	
PARAGUAY	6360	39554	30863	174220	
U STATES	1571	12876	9833	73688	
	25401	157595	202205	1206093	
TERRA JAPONICA GAMBIE CUTCH	CWT				8113
U STATES	53	669	684	6565	
	53	669	684	6565	
TURMERIC	CWT				8114
B INDIA			623	7180	
U STATES	6	112	46	1006	
	6	112	669	8186	
NON EDIBLE SEEDS BEANS NUTS	CWT				8115
B INDIA	3919	20423	4479	23242	
JAMAICA			829	3237	
U STATES	45	358	617	11144	
	3964	20781	5925	37623	
CHESTNUT EXTRACT	CWT				8116
U STATES	8810	51133	105082	546761	
	8810	51133	105082	546761	
SPRUCE EXTRACT	CWT				8117
U STATES	4254	6982	36782	66484	
	4254	6982	36782	66484	
MYROBALAN EXTRACT	CWT				8118
B INDIA	4619	20151	26353	97026	
U STATES	100	2299	901	4667	
	4719	22450	27254	101693	
WATTLE EXTRACT	CWT				8119
B S AFR	1435	7800	35676	183965	
	1435	7800	35676	183965	
HEMLOCK EXTRACT	CWT				8120
U STATES	407	2378	3931	22182	
	407	2378	3931	22182	
EXTRACTS N O P OYEING TANNING	CWT				8121
U KINGDOM			8	1465	
JAMAICA			97	1135	

Articles and Countries from which Imported	MONTH OF NOVEMBER 1945		ELEVEN MONTHS ENDED NOVEMBER 1945		Class Number
	Quantities	Values (\$)	Quantities	Values (\$)	
PERU	22	120	2302	14403	
U STATES	972	7214	14084	100196	
BINITROTOLUOL FOR EXPLOSIVES	994	7334	16491	117199	
	LB				8131
NITRATE COMPOUNDS NOP FOR EXPL					
U STATES	43344	4284	548431	50594	8132
	LB				
BLASTING AND MINING POWDER	43344	4284	548431	50594	
U STATES			7750	3866	8133
	LB		7750	3866	
DYNAMITE AND NITRO GLYCERINE					
U KINGDOM			21	11	8134
U STATES	1059	369	2480	1208	
	1059	369	2501	1219	
FIREWORKS FIRECRACKERS					
U KINGDOM				24894	8135
U STATES		939		46485	
		939		71379	
FUSE NON METALLIC					
U KINGDOM		103		103	8136
U STATES		3115		43237	
		3218		43340	
GUN RIFLE SPORTING POWDER					
U STATES	60426	41497	366577	214859	8137
	60426	41497	366577	214859	
EXPLOSIVES N O P					
U KINGDOM	120	268	48739	39209	8138
U STATES	222586	42637	2232389	454998	
	222706	42905	2281128	494207	
AMMONIA SULPHATE					
U STATES	6	77	1175	10437	8151
	6	77	1175	10437	
BLAST FURNACE SLAG BASIC SLAG					
U STATES	33185	2476	443255	32068	8152
	33185	2476	443255	32068	
KAINITE GERMAN POTASH SALTS					
U STATES	3120	3944	216242	89854	8154
	3120	3944	216242	89854	
POTASH MURIATE OF CRUDE					
RUSSIA			74464	138813	8155
U STATES	118410	139871	1205491	1465028	
	118410	139871	1279955	1603841	
POTASH SULPHATE OF CRUDE					
U STATES	7400	13414	71158	145591	8156
	7400	13414	71158	145591	
SODA NITRATE OR CUBIC NITRE					
CHILE	1040	2155	93719	184100	8157
U STATES	50195	75282	163253	301925	
	51235	77437	256972	486025	
SUPERPHOSPHATE ACID PHOSPHATE					
U STATES	251095	188505	1196524	890463	8158
	251095	188505	1196524	890463	
FERTILIZERS COMPOUNDED N O P					
U STATES	1829	3208	32914	70431	8159
	1829	3208	32914	70431	
FERTILIZERS UNMANUFACTURED NOP					
U STATES	5362	12368	13735	33975	8160
	5362	12368	13735	33975	
LITHARGE					
U KINGDOM	300	2700	2621	23820	8171
U STATES	3672	32114	27411	244412	
	3972	34814	30032	268232	
LEAD RED DRY ORANGE MINERAL					
U KINGDOM			4480	459	8172
U STATES	2872	327	45476	5380	
	2872	327	49956	5839	
LEAD WHITE DRY					
U STATES			128080	11757	8173
			128080	11757	
LEAD WHITE GROUND IN OIL					
U STATES			2112	150	8174
			2112	150	
LAMP BLACK					
U STATES	52430	6460	352632	36265	8180
	52430	6460	352632	36265	
ANTIMONY OXIDE TITANIUM OXIDE					
U KINGDOM			69440	14390	8181
U STATES	1817290	177818	20080431	1918913	
	1817290	177818	20149871	1933303	
CARBON BLACK					
U KINGDOM			5600	553	8182
U STATES	3712785	181938	41248671	1950277	
	3712785	181938	41254271	1950830	
BONE BLACK AND IVORY					
BLACK			10368	575	8183
U KINGDOM			341595	40692	
U STATES	22992	2794	351963	41267	
	22992	2794			
BLANC FIXE					
U KINGDOM			40000	1437	8184
U STATES	5525	474	547530	22204	
	5525	474	587530	23641	
BROCADE AND BRONZE POWDERS					
U STATES	1026	1034	3923	3846	8185
	1026	1034	3923	3846	



Articles and Countries from which imported		MONTH OF NOVEMBER 1945		ELEVEN MONTHS ENDED NOVEMBER 1945		Class Number
		Quantities	Values (\$)	Quantities	Values (\$)	
LITHOPONE	U KINGDOM	LB				8186
	U STATES	583500	30825	9046250	463902	
		583500	30825	8777782	431879	
OXIDE OF COBALT	U STATES	LB		16072	22390	8187
				16072	22390	
OXIDE OF TIN OR COPPER	U KINGDOM	LB	4480	1073	98660	21093
	U STATES		345	171	95440	28043
			4825	1244	194100	49136
OXIDES COLOURS DRY N O P	U KINGDOM	LB	3312	6207	267115	99130
	U STATES		610093	130998	5532250	1012409
			613405	137205	5799365	1111539
PARIS GREEN DRY		LB				8190
SATIN WHITE	U STATES	LB				8191
			36378	462	36378	462
			36378	462	36378	462
ULTRAMARINE BLUE DRY OR PULP	U KINGDOM	LB	30183	5307	390172	69939
	U STATES		7485	1772	64968	15262
			37668	7079	455140	85201
ZINC WHITE OXIDE	U KINGDOM	LB	55632	4119	566600	39689
	U STATES		94220	7663	1609947	128396
			149852	11782	2176547	168085
OCHRES OCHREY EARTHS	SIENNAS	LB				8201
	U KINGDOM				118420	4094
	U STATES		321370	9199	3395900	84538
			321370	9199	3514320	88632
PUTTY OF ALL KINDS	U STATES	LB				8202
			23263	2108	174733	23191
			23263	2108	174733	23191
ARTISTS AND CHILDRENS COLOURS	U KINGDOM			3555		44629
	U STATES			11576		72055
				15131		116684
GOLO LIQUIO PAINT	U STATES			30		279
				30		279
LIQUID FILLERS AND PAINTS NOP	U KINGDOM	GAL	20	45	4841	18698
	U STATES		21380	52131	231863	556168
			21400	52176	236704	574866
SPIRIT VARNISHES AND LACQUERS	U KINGDOM	GAL			191	1580
	U STATES		5503	21660	44937	187490
			5503	21660	45128	189070
STAINS AND OXIDES	U KINGDOM	LB	370	1275	6760	6299
	U STATES		5333	6202	26357	30426
			5703	7477	33117	36725
VARNISHES LACQUERS JAPANS NOP	U KINGDOM	GAL			1	18
	AUSTRALIA				44	142
	U STATES		8734	22576	114764	299638
			8734	22576	114809	299798
ALCOHOLIC PERFUMES UNDER 4 OZ	U KINGDOM			1727		5126
	BELGIUM			60		60
	PORTUGAL					99
	U STATES			534		2098
				2321		7383
ALCOHOLIC PERFUMES OVER 4 OZ	U KINGDOM	GAL	9	378	9	378
	JAMAICA				5	371
	AUSTRALIA				44	808
	U STATES		3	320	73	28615
			12	698	131	30172
POMADES FRENCH		LB				8223
PERFUMERY TOILET PREPARATIONS	U KINGDOM			1610		18928
	SWITZRLND			31		31
	U STATES			23804		324317
				25445		343276
CASTILE SOAP	U STATES	LB	400	129	3341	1149
			400	129	3341	1149
COMMON OR LAUNORY SOAP	U STATES	LB			1793302	144103
					1793302	144103
LIQUIO SOAP	U STATES	LB	7724	1100	132811	18786
			7724	1100	132811	18786
SOAP POWDERS AND FLAKES	U KINGDOM	LB			720	83
	U STATES		11691	1428	168942	20580
			11691	1428	169662	20663
TOILET SOAP N O P	U KINGDOM					12
	AUSTRALIA			4446		13084
	U STATES			8624		75722
				13070		88818



Articles and Countries from which Imported	MONTH OF NOVEMBER 1945		ELEVEN MONTHS ENDED NOVEMBER 1945		Class Number
	Quantities	Values (\$)	Quantities	Values (\$)	
WHALE OIL SOAP	LB				8237
U KINGDOM			1120	36	
U STATES			17593	1191	
			18713	1227	
SOAP N O P					8238
U KINGDOM		885		1872	
AUSTRALIA		155		529	
U STATES		1062		22517	
		2102		24918	
ALUM IN BULK NOT CALCINED	CWT				8251
U KINGDOM	680	3565	7086	21497	
U STATES	371	1920	3211	14506	
	1051	5485	10297	36003	
CHLORALUM CHLORIDE OF ALUMINUM	CWT				8252
U STATES	477	4339	9886	83495	
		4339	9886	83495	
SULPHATE OF IRON COPPERAS	CWT				8253
U KINGDOM			228	416	
U STATES	1938	1706	17274	15514	
	1938	1706	17502	15930	
SULPHATE OF ALUMINA ALUM CAKE	CWT				8254
U KINGDOM	453	1442	87878	83682	
U STATES	42842	54514	562813	733136	
	43295	55956	650691	816818	
AMMONIA NITRATE	LB				8261
U STATES	40900	1942	166492	8437	
	40900	1942	166492	8437	
SAL AMMONIAC	LB				8262
U KINGDOM			526788	17151	
U STATES	384	153	5983	1271	
	384	153	532771	18422	
SAL AMMONIAC SKIMMINGS	LB				8263
U STATES	2190	148	545562	34534	
	2190	148	545562	34534	
AMMONIA COMPOUNDS N D P	LB				8264
U KINGDOM	5600	462	357055	39937	
MEXICO			250	250	
U STATES	228129	7056	2931462	69194	
	233729	7518	3288767	109381	
AMMONIA ANHYDROUS	LB				8265
U STATES	3700	225	28800	1759	
	3700	225	28800	1759	
ANTIMONY SALTS TARTAR EMETIC	LB				8271
U KINGDOM			200	249	
U STATES	4449	2429	99693	35133	
	4449	2429	99893	35382	
ARSENOUS OXIDE ARSEN SULPHIDE	LB				8273
COPPER SUBACETATE OR VERDIGRIS	LB				8274
U STATES			400	124	
			400	124	
COPPER SULPHATE	LB				8275
U KINGDOM			3560988	213850	
U STATES	30197	2973	2892202	200698	
	30197	2973	6460190	414548	
TIN BICHLORIDE TIN CRYSTALS	LB				8277
U STATES	100	38	3715	1845	
	100	38	3715	1845	
ZINC CHLORIDE	LB				8278
U STATES			229781	14139	
			229781	14139	
ZINC SULPHATE	LB				8279
U KINGDOM			317140	12258	
U STATES			466097	36167	
			783237	48425	
BISMUTH SALTS					8291
U KINGDOM				10729	
U STATES		387		535	
		387		11264	
LEAD ACETATE NOT GROUND	LB				8292
U KINGDOM			78281	7844	
U STATES	1500	208	17950	2307	
	1500	208	96231	10151	
LEAD ARSENATE	LB				8293
LEAD NITRATE NOT GROUND	LB				8294
U KINGDOM	12166	1147	79461	7410	
U STATES			4150	787	
	12166	1147	83611	8197	
COMPOUNDS OF TETRAETHYL LEAD	LB				8295
U STATES	1547461	520220	10724538	3617408	
	1547461	520220	10724538	3617408	
BROMINE	LB				8301
U STATES	138	194	3129	1715	
	138	194	3129	1715	
CHLORINE LIQUID CHLORINE GAS	LB				8303
U STATES	609450	14593	6100361	154387	
	609450	14593	6100361	154387	
IODINE CRUDE	LB				8304
CHILE			65742	95570	
U STATES	3924	5561	26346	37706	
	3924	5561	92029	133276	
IODIZED SALTS FOR ANIMALS					8305
U KINGDOM				1875	
				1875	

Articles and Countries from which Imported		MONTH OF NOVEMBER 1945		ELEVEN MONTHS ENDED NOVEMBER 1945		Class Number
		Quantities	Values (\$)	Quantities	Values (\$)	
CALCIUM ARSENATE	U STATES	LB		31398	2453	8311
CALCIUM CHLORIDE	U KINGDOM	CWT			327	8315
	U STATES	674	996	53298	58143	
CHLORIDE OF LIME	U KINGDOM	CWT			407	8316
	U STATES	50	1133	2428	21837	
CALCIUM MOLYBDATE	U STATES	LB		8295	7850	8318
		2000	1680	8295	7850	
CALCIUM COMPOUNDS N O P	U KINGDOM	LB		561482	23760	8319
	U STATES	12311	2829	809323	93812	
ARGOLS	U STATES	LB		1704	403	8321
CREAM OF TARTAR IN CRYSTALS	U KINGDOM	LB		83160	49316	8322
	PORTUGAL			73648	33049	
	SPAIN			114719	60140	
	U STATES			40933	26117	
POTASH AND PEARL ASH	U STATES	LB		142764	10784	8323
		6600	499	142764	10784	
POTASH BICARBONATE	U KINGDOM	LB		7840	1591	8325
	U STATES	4750	989	19854	3805	
POTASH BICHRIMATE CRUDE	U STATES	LB		27694	5396	8326
		15625	1624	177103	18831	
POTASH CAUSTIC	U KINGDOM	LB		239	197	8327
	U STATES	91664	3870	2592172	137933	
POTASH CHLORATE	U STATES	LB		2592411	138130	8329
		100	54	1658	473	
POTASH RED OR YELLOW PRUSSIATE	U STATES	LB		16214	5489	8330
		2137	989	16214	5489	
POTASH NITRATE OR SALT PETRE	U KINGDOM	LB		200	38	8331
	U STATES	40000	2674	1467860	100479	
POTASH COMPOUNDS N O P	U KINGDOM	LB		52770	23411	8332
	U STATES	19513	5701	897056	164042	
SODA BENZOATE	U KINGDOM	LB		26320	10790	8338
	U STATES	100	51	109325	43466	
SODA BROMIDE	U STATES	LB		135645	54256	8339
		5500	1318	22000	5800	
SODA CITRATE	U STATES	LB		7275	1853	8340
		3775	925	7275	1853	
BAKING POWDER	U STATES	LB		24	10	8341
BORAX IN PKGS 25 LBS OR OVER	U KINGDOM	LB		1830	443	8342
	U STATES	1403066	39364	10958211	316470	
GLAUBER SALTS	U KINGDOM	LB		4240	134	8343
	U STATES	43800	1123	1782500	25990	
SODA ARSENIATE BINA RSENIATE	U STATES	LB		47250	16980	8344
		5000	1786	47250	16980	
SODA ASH OR SARILLA	U STATES	LB		4119267	83237	8345
		423796	9243	4119267	83237	
SODA BICARBONATE	U KINGDOM	LB		2352	193	8346
	U STATES	1719610	26769	14191451	221950	
SODA BICHRIMATE	U STATES	LB		3797405	301869	8347
		450000	36331	3797405	301869	
SODA BISULPHATE OR NITRE CAKE	U STATES	LB		1677039	27314	8348
		183715	1964	1677039	27314	
SODA BISULPHITE	U STATES	LB		52144	2028	8349
				52144	2028	

Articles and Countries from which Imported	MONTH OF NOVEMBER 1945		ELEVEN MONTHS ENDED NOVEMBER 1945		Class Number
	Quantities	Values (\$)	Quantities	Values (\$)	
SODA CAUSTIC IN PACKAGES	LB				8350
U KINGDOM			524	357	
U STATES	10295	1319	762869	37112	
	10295	1319	763393	37469	
SODA CAUSTIC IN SOLUTION	LB				8352
U STATES	2004399	19185	19606921	195726	
	2004399	19185	19606921	195726	
SODA CHLORATE	LB				8353
SODIUM CYANIDE	LB				8354
U KINGDOM	136024	15999	2467329	295550	
U STATES	40	20	14123	1945	
	136064	16019	2481452	297495	
SODA HYPOSULPHITE	LB				8356
U STATES	90325	2558	460985	16953	
	90325	2558	460985	16953	
SODA NITRITE	LB				8357
U KINGDOM	138880	5689	530080	23318	
U STATES	10	11	4587	478	
	138890	5700	534667	23796	
SODA PEROXIDE	LB				8358
U KINGDOM			148960	25821	
U STATES	88	66	6711	1399	
	88	66	155671	27220	
SODA PHOSPHATE N O P	LB				8359
U KINGDOM			10306	3833	
U STATES	197918	18647	2096873	170741	
	197918	18647	2107179	174574	
SODA PRUSSATE	LB				8360
U STATES	63700	7040	273340	30462	
	63700	7040	273340	30462	
SODA SAL	LB				8361
U STATES	600	15	113120	1616	
	600	15	113120	1616	
SODA SILICATE	LB				8362
U KINGDOM			1250	151	
U STATES	366708	7837	3009386	69302	
	366708	7837	3010636	69453	
SODA SULPHATE CRUDE SALT CAKE	LB				8363
U KINGDOM			15934240	60463	
U STATES	1080120	6164	9849220	53856	
	1080120	6164	25783460	114319	
SODA SULPHIDE	LB				8364
U KINGDOM	44072	1935	2422039	77263	
U STATES	170342	5534	1585473	49945	
	214414	7469	4007512	127208	
SODA SULPHITE	LB				8365
U KINGDOM			2016	357	
U STATES	23550	1311	512591	25204	
	23550	1311	514607	25561	
SODIUM COMPOUNDS N O P	LB				8366
U KINGDOM	40320	1426	168892	10823	
U STATES	1129039	75964	12113993	956124	
	1169359	77390	12282885	966947	
SODA PHOSPHATE DISODIUM	LB				8367
U STATES	8512	590	132844	7859	
	8512	590	132844	7859	
SODA PHOSPHATE TRISODIUM	LB				8368
U STATES	258447	8280	2591962	84719	
	258447	8280	2591962	84719	
SODA FLUORIDE	LB				8369
U STATES	7560	727	786914	64484	
	7560	727	786914	64484	
SODA ANTIMONATE	LB				8370
U STATES	36000	5967	254000	43907	
	36000	5967	254000	43907	
ACID PHOSPHATE NOT MEDICINAL	LB				8371
U STATES	83400	6739	1120674	82176	
	83400	6739	1120674	82176	
BARIUM PEROXIDE	LB				8372
U KINGDOM			1680	155	
U STATES			1500	219	
			3180	374	
HYDROGEN PEROXIDES IN SOLUTION	LB				8373
U STATES	1574	370	12954	2763	
	1574	370	12954	2763	
MAGNESIUM CARBONATE	LB				8374
U KINGDOM	57456	4354	518268	34691	
U STATES			13049	1127	
	57456	4354	531317	35818	
MAGNESIUM SALTS COMPOUNDS N O P	LB				8375
U KINGDOM	4480	313	120572	26438	
U STATES	17915	821	580298	27501	
	22395	1134	700870	53939	
MAGNESIUM SULPHATE EPSOM SALTS	LB				8376
U KINGDOM			27988	1390	
U STATES	510800	9645	4840982	95607	
	510800	9645	4868970	96997	
MERCURY SALTS					8377
U KINGDOM				8276	
U STATES		163		1443	
		163		9719	
PHOSPHORUS AND COMPOUNDS N O P	LB				8378
U STATES	6150	4672	62539	55721	
	6150	4672	62539	55721	



Articles and Countries from which Imported		MONTH OF NOVEMBER 1945		ELEVEN MONTHS ENDED NOVEMBER 1945		Class Number
		Quantities	Values (\$)	Quantities	Values (\$)	
RADIUM	U STATES		66		313	8379
			66		313	
MOLYBDENUM OXIDE	U STATES	200	143	180200	151991	8380
		200	143	180200	151991	
ETHYLENE DICHLORIDE FOR RUBBER	U STATES					8390
				90349	5318	
				90349	5318	
ACETONE AND AMYL ACETATE	U STATES		5836		267383	8391
			5836		267383	
BLACKING SHOE LEATHER DRESSING	U KINGDOM		424		32842	8392
	U STATES		25530		194491	
			25954		227333	
BLUEING LAUNDRY	U KINGDOM				2119	8393
	U STATES		18419		101627	
			18419		103746	
CAMPHOR NATURAL OR SYNTHETIC	U STATES	8300	5444	99668	67816	8394
		8300	5444	99668	67816	
CARBON BISULPHIDE	U STATES			4898	768	8395
				4898	768	
CARBON TETRACHLORIDE	U STATES	101980	7807	1749264	98543	8396
		101980	7807	1749264	98543	
CHLOROFORM AND ETHYL CHLORIDE	U KINGDOM				16649	8397
	U STATES		5725		206312	
		14317	5725		222961	
		14317	5725		82302	
CYANIDE OF POTASSIUM	U KINGDOM		893		6720	8398
	U STATES		4150		5725	
			6390		12445	
			2533		5355	
ETHYLENE GLYCOL FOR ANTIFREEZE	U STATES					8399
		945820	103602	9437820	985071	
		945820	103602	9437820	985071	
ETHYLENE GLYCOL N O P	U STATES					8400
		194650	21259	2585863	299805	
		194650	21259	2585863	299805	
FORMALDEHYDE	U KINGDOM				11200	8401
	U STATES		434398		762	
			14937		7082090	
			434398		242241	
			14937		7093290	
					243003	
GLYCERINE CRUDE						8402
GLYCERINE FOR EXPLOSIVES	U STATES					8403
				83480	16631	
				83480	16631	
GLYCERINE N O P	U STATES					8404
				2800	550	
				2800	550	
INK PRINTING	U KINGDOM					8405
	U STATES		2658		1558	
			32347		18388	
			35005		19946	
				82300	67265	
				392819	180649	
				475119	247914	
INK ROTOGRAVURE	U STATES					8406
			840		506	
			840		506	
INK WRITING	U KINGDOM					8407
	U STATES		403		3541	
			3624		32875	
			4027		36416	
NAPHTHALENE FLAKES AND BALLS	U KINGDOM					8408
	U STATES		248380		18458	
					1519913	
					30138	
					6479	
					117770	
					124249	
NITROUS ETHER	U STATES					8409
					36	
					350	
PHTHALIC ANHYDRIDE FOR RESINS	U KINGDOM					8410
	U STATES				5100	
			38575		5649	
			38575		5649	
					314797	
					47059	
					48693	
SULPHURIC ETHER	U KINGDOM					8411
	U STATES		50504		8659	
			50504		8659	
					5640	
					413533	
					3127	
					87699	
					90826	
THEOBROMINE DIMETHYL SULPHATE	U STATES					8412
			5219		11358	
			5219		11358	
					68961	
					157069	
POLISH KNIFE OR OTHER	U KINGDOM					8413
	SWITZRLND		43		8383	
	U STATES		218		218	
			28492		273784	
			28753		282385	
VANILLIN	U KINGDOM					8414
	U STATES		10		30	
			10		30	
					1350	
					7491	
					1085	
					4996	
					2435	
					12487	

Articles and Countries from which Imported	MONTH OF NOVEMBER 1945		ELEVEN MONTHS ENDED NOVEMBER 1945		Class Number
	Quantities	Values (\$)	Quantities	Values (\$)	
ALL OTHER DRUGS CHEMICALS NOP					8415
U KINGDOM		4000		355589	
B INDIA				4707	
JAMAICA				7253	
AUSTRALIA		2431		5353	
NEW ZEAL				3965	
ARGENTINA				341	
BRAZIL				2120	
MEXICO		1757		3258	
PORTUGAL				1881	
RUSSIA		2684		3306	
SPAIN				1251	
SWITZRLND				1279	
U STATES		704592		8535982	
		715464		8926285	
SYNTHETIC RESIN POWDER PHENOL					8416
U KINGDOM		1000		11452	
U STATES		13928		308499	
		14928		319951	
SYNTHETIC RESIN NOP POWDERED					8417
U KINGDOM				15191	
U STATES		32393		445933	
		32393		461124	
SYNTHETIC RESIN FOR MFRS					8418
U KINGDOM				3823	
SWITZRLND				103	
U STATES		466319		4845312	
		466319		4849238	
LAMINATED PRODUCTS PAPER BASE					8419
U STATES		15235		180359	
		15235		180359	
LAMINATED PRODUCTS FABRIC BASE					8420
U STATES		14038		147092	
		14038		147092	
SYNTHETIC PLASTICS CASEIN BASE					8421
U STATES		795		10943	
		795		10943	
CASINGS SYNTHETIC FOR MEATS					8423
U STATES	LB	42610	586651	696685	
		42610	586651	696685	
SYNTHETIC RESIN MFRS N O P					8424
U KINGDOM		2013		18239	
NFLD				43	
MEXICO		111		111	
U STATES		110824		880297	
		112948		898690	
TUNGSTEN CARBIDE IN TUBES					8425
U STATES		955		9762	
		955		9762	
PLASTICIZERS FOR VINYL RESIMS					8427
U STATES		562		357070	
		562		357070	
BUTADIENE					8428
U STATES		352839		4758248	
		352839		4758248	
ETHYL BENZINE					8429
	GAL				
GASOLINE ANTI OXIDANTS					8430
U STATES	LB	22400	200398	147150	
		22400	200398	147150	
SYNTHETIC RESIN GLUE					8431
U STATES	LB	24299	498518	130047	
		24299	498518	130047	
RIBOFLAVIN					8432
U STATES		2033		179208	
		2033		179208	
YEAST DEAD OR INACTIVE					8433
U STATES	LB	13043	114609	64455	
		13043	114609	64455	

Articles and Countries from which Imported	MONTH OF NOVEMBER 1945		ELEVEN MONTHS ENDED NOVEMBER 1945		Class Number
	Quantities	Values (\$)	Quantities	Values (\$)	
<u>GROUP 9</u>					
<u>MISCELLANEOUS COMMODITIES</u>					
FILM FOR REPRODUCTION	FEET				9000
BAGATELLE OR OTHER GAME BOARDS					9001
U KINGDOM				98	
B INDIA				32	
U STATES		17346		178081	
		17346		178211	
BALLS CUES CUE RACKS CUE TIPS					9002
U KINGDOM				1471	
U STATES				2438	
				3909	
BILLIARD TABLES	NO				9003
U STATES			1	200	
			1	200	
BALLS TENNIS	DOZ				9004
U STATES	176	772	1061	4582	
	176	772	1061	4582	
BALLS ALL KINDS NOP FOR SPORTS					9005
U KINGDOM				4540	
B INDIA				5518	
ARGENTINA				200	
U STATES		2956		10074	
		2956		20332	
FILMS X RAY					9006
U STATES		64020		603928	
		64020		603928	
GUN COVERS GAME BAGS					9007
U STATES				706	
				706	
CRICKET BATS BALLS GLOVES					9008
U KINGDOM				1041	
B INDIA				529	
AUSTRALIA				103	
				1673	
DOLLS					9009
U KINGDOM		18		23246	
BRAZIL		163		163	
GUATEMALA		106		489	
HAYTI				389	
MEXICO				150	
SAN DOM				604	
U STATES		10664		78236	
		10951		103277	
FILMS PHOTOGRAPHERS					9010
U KINGDOM		1639		10044	
BELGIUM				17900	
U STATES		37471		440454	
		39110		468398	
FILMS CINEMATOGRAPH POSITIVES	FEET				9011
U KINGDOM	4500	440	116667	10619	
AUSTRALIA			5400	442	
FRANCE	328758	27200	603970	49218	
U STATES	673995	53956	5771049	463556	
	1007253	81596	6497086	523835	
FILMS FOR AERIAL PHOTOGRAPHY					9012
U STATES				34050	
				34050	
FISHING RODS					9013
U KINGDOM		377		2288	
U STATES		170		2773	
		547		5061	
GOLF CLUBS AND FINISHED PARTS					9014
U KINGDOM		205		6135	
U STATES		76		801	
		281		6936	
MENAGERIES					9015
MECHANICAL TOYS OF METAL					9016
GUATEMALA				33	
U STATES		689		4021	
		689		4054	
METAL JUVENILE CONSTR SETS					9017
U STATES		46		1386	
		46		1386	
TOYS OF ALL KINDS N O P					9018
U KINGDOM		2558		55650	
B INDIA				342	
JAMAICA				70	
NFLD				11	
MEXICO		74		442	
SWITZRLND		7081		7081	
U STATES		60717		374201	
		70430		437797	
SPORTSMENS FISHING TACKLE NOP					9019
U KINGDOM		5771		40892	
NORWAY		296		296	
SPAIN				1330	
U STATES		21020		167910	
		27087		210428	
FILMS CINEMATOGRAPH NEGATIVE					9020
U STATES		772		61941	
		772		61941	



Articles and Countries from which Imported	MONTH OF NOVEMBER 1945		ELEVEN MONTHS ENDED NOVEMBER 1945		Class Number
	Quantities	Values (\$)	Quantities	Values (\$)	
BRUSHES ARTISTS					9021
U KINGDOM				11565	
U STATES		764		3565	
		764		15130	
BRUSHES PAINT AND VARNISH					9022
U KINGDOM		45		24747	
U STATES		222		2713	
		267		27460	
BRUSHES TOOTH					9023
U KINGDOM				1262	
U STATES		327		2360	
		327		3622	
BRUSHES TOILET N O P					9024
U KINGDOM		595		10246	
U STATES		13212		119384	
		13807		129630	
BRUSHES ALL OTHER N O P					9025
U KINGDOM		118		9994	
MEXICO				100	
U STATES		11599		163513	
		11717		173607	
BAGS BARRELS FOR SALT					9031
U STATES		3418		28967	
		3418		28967	
PACKAGES DUTY ONCE PAID					9032
PACKAGES CONTAINING GOODS NOP					9033
U KINGDOM		5958		149678	
B INDIA		1651		3613	
JAMAICA		90		165	
BWI OTHER				60	
AUSTRALIA		64		1373	
ARGENTINA		121		18146	
BELGIUM		1144		3795	
BRAZIL				333	
CHILE				865	
CUBA		108		1714	
ECUADOR		22		134	
FRANCE		164		164	
GUATEMALA				14	
HAYTI		175		1813	
MEXICO		97		5345	
NETHERLANDS		2104		18518	
PERU				12	
PORTUGAL				180	
AZORES				100	
SAN DOM		21		1551	
SPAIN				156	
SWEEDEN		428		735	
SWITZERLAND		2952		7993	
U STATES		66569		723259	
		81668		939716	
PACKAGES BARRELS AND CASKS					9034
U KINGDOM		2835		24372	
EIRE				84	
B S AFR		8993		59937	
B GUIANA		2028		19315	
BARBADOS		148		1891	
JAMAICA		2978		10271	
TRINIDAO		212		857	
AUSTRALIA		3854		15817	
ARGENTINA				3290	
CHILE				1241	
C RICA		120		1260	
CUBA				1090	
MEXICO		1450		4333	
PORTUGAL		600		4386	
AZORES		40		120	
SAN DOM				250	
SPAIN		340		2996	
U STATES		15916		64854	
		39514		216364	
PACKAGES BOTTLES AND CARBOYS					9035
U KINGDOM		12040		89095	
B S AFR		181		630	
B INDIA				40	
B GUIANA		316		4085	
BARBADOS		1851		6335	
JAMAICA		2338		10986	
TRINIDAO		3086		13661	
AUSTRALIA		1498		9558	
CHILE		88		581	
PORTUGAL		1344		5744	
SPAIN		1034		3688	
U STATES		585		7899	
		24361		152302	
PACKAGES CONTAINING MACHINERY					9036
U KINGDOM		943		7030	
BELGIUM				55	
SWEEDEN		889		1530	
U STATES		6774		90834	
		8606		99449	
SPINAL BRACES AND PARTS					9050
U STATES		33		869	
		33		869	

Articles and Countries from which Imported	MONTH OF NOVEMBER 1945		ELEVEN MONTHS ENDED NOVEMBER 1945		Class Number
	Quantities	Values (\$)	Quantities	Values (\$)	
EFFECTS LEFT BY BEQUEST					9051
U KINGDOM		6212		35964	
BERMUDA				500	
B GUIANA				25	
JAMAICA		250		250	
BWI OTHER				1000	
NFLD		100		400	
AUSTRALIA				195	
NEW ZEAL				670	
U STATES		19181		139316	
		25743		178320	
BOOTS FOR CRIPPLES					9052
U STATES		444		5143	
		444		5143	
ARTIFICIAL LIMBS AND PARTS					9053
U KINGDOM		2985		12913	
U STATES		8965		68079	
		11950		80992	
BEAD ORNAMENTS					9055
MEXICO				184	
U STATES		220		3349	
		220		3533	
BELTS N O P					9056
U KINGDOM		1998		10214	
NFLD				20	
ARGENTINA				1599	
GUATEMALA				322	
MEXICO		57		1592	
U STATES		2969		25297	
		5024		39044	
BLINDS NOT TEXTILE OR PAPER					9057
U STATES		1961		6783	
		1961		6783	
BOOT SHOE SHIRT STAY LACES					9058
U STATES		1711		24335	
		1711		24335	
BOOTS SHOES AND SLIPPERS FELT					9059
PAIR U KINGDOM	9498	7105	15327	11710	
U STATES			26662	9788	
	9498	7105	41989	21498	
BOOTS SHOES AND SLIPPERS N O P					9060
PAIR U KINGDOM	644	585	9710	7998	
NFLD			16	35	
GUATEMALA	72	133	87	191	
HAYTI			44	137	
PERU			192	289	
U STATES	38470	77342	159255	331389	
	39186	78060	169304	340039	
BROOMS AND WHISKS					9061
MEXICO				700	
U STATES		1070		6223	
		1070		6923	
BUTTONS SHOE PAPIER MACHE					9062
U STATES				610	
				610	
BUTTONS SHOE N O P					9063
U STATES				139	
				139	
BUTTONS VEGETABLE IVORY					9064
GROSS U STATES			86	725	
			86	725	
BUTTONS COLLAR AND CUFF					9065
GROSS U KINGDOM			4	253	
U STATES	430	1703	1248	8420	
	430	1703	1252	8673	
BUTTONS N O P					9066
GROSS U KINGDOM	53	105	1747	3801	
MEXICO			3	66	
U STATES	39081	54397	393034	459074	
	39134	54502	394784	462941	
CASES FANCY					9067
U KINGDOM		5125		56340	
ARGENTINA		65		1111	
CHILE				37	
MEXICO		138		846	
U STATES		105343		657110	
		110671		715444	
CHARITABLE DONATIONS					9068
U KINGDOM		298		5093	
B INDIA				142	
CEYLON				73	
NFLD		40		5127	
AUSTRALIA				165	
NEW ZEAL				500	
NETHRLNDS		6054		6146	
U STATES		17398		179480	
		23790		196726	
COMBS TOILET					9069
U KINGDOM		1097		6760	
MEXICO				47	
U STATES		6188		76435	
		7285		83242	
APPLIANCES FOR THE DEAF					9070
U KINGDOM				692	
U STATES		71380		655782	
		71380		656474	

Articles and Countries from which Imported		MONTH OF NOVEMBER 1945		ELEVEN MONTHS ENDED NOVEMBER 1945		Class Number
		Quantities	Values (\$)	Quantities	Values (\$)	
FANS	U STATES				266	9071
					266	
INSOLES OF ALL KINDS	U STATES		3493		50911	9072
			3493		50911	
JEWELLERY N O P	U KINGDOM		12949		76896	9073
	B INDIA				569	
	BARBADOS				41	
	JAMAICA				65	
	BMI OTHER				6987	
	NFLD				20	
	NEW ZEAL				25	
	PALESTINE				95	
	ARGENTINA		9738		26553	
	CHINA				239	
	CUBA		425		2653	
	FRANCE				243	
	GUATEMALA		53		425	
	HAYTI				193	
	MEXICO		5816		51559	
	PERU		2825		10005	
	PORTUGAL				412	
	SPAIN				8347	
	SWITZRLNO		37		216	
	U STATES		172231		1270454	
			204074		1455997	
MATS DOOR OR CARRIAGE N O P	U STATES		425		1724	9074
			425		1724	
MATTRESSES	U STATES		914		5554	9075
			914		5554	
PICTURE FRAMES	U KINGDOM				3936	9076
	ARGENTINA				217	
	BRAZIL				141	
	MEXICO				198	
	U STATES		26633		222620	
			26633		227112	
POCKET BOOKS PORTFOLIOS PURSES	U KINGDOM		34533		300004	9077
	JAMAICA				3310	
	BMI OTHER		47		25415	
	ARGENTINA		13052		58172	
	CUBA		39		732	
	ECUADDR				494	
	GUATEMALA		12		88	
	HAYTI		319		40159	
	MEXICO		129		2188	
	URUGUAY				100	
	U STATES		39329		415578	
			87460		846240	
REFRIGERATORS ELECTRIC	NO					9078
	U STATES	10	1031	437	42301	
		10	1031	437	42301	
REFRIGERATORS N O P	NO					9079
	U STATES	298	25622	621	28335	
		298	25622	621	28335	
REGALIA AND BADGES	U KINGDOM		949		7016	9080
	U STATES		59		2935	
			1008		9951	
SHADES LAMP N O P	U KINGDOM				1838	9081
	MEXICO				146	
	U STATES		4579		11976	
			4579		13960	
SPECTACLE FRAMES AND PARTS N O P	U STATES		57638		662607	9082
			57638		662607	
UNFINISHED SPECTACLE FRAMES	U STATES		21929		299354	9083
			21929		299354	
TOBACCO PIPES SMOKERS SETS	U KINGDOM		585		16097	9084
	ARGENTINA		79		206	
	BRAZIL				111	
	MEXICO				86	
	U STATES		76802		279769	
			77466		296269	
TOBACCO POUCHES CIGARETTE CASE	U KINGDOM		3762		37640	9085
	ARGENTINA		28		620	
	MEXICO				169	
	U STATES		8188		58875	
			11978		97304	
TOILET AND MANICURE SETS	U STATES		2117		7982	9086
			2117		7982	
TRUNKS AND VALISES	U KINGDOM		3663		43620	9087
	MEXICO				199	
	U STATES		5905		33380	
			9568		77199	



Articles and Countries from which Imported	MONTH OF NOVEMBER 1945		ELEVEN MONTHS ENDED NOVEMBER 1945		Class Number
	Quantities	Values (\$)	Quantities	Values (\$)	
UMBRELLAS PARASOLS SUNSHADES					
U KINGDOM		319		750	9088
U STATES		2841		22154	
		3160		22904	
WINDOW SHADE OR BLIND ROLLERS					
U STATES		1193		24205	9090
		1193		24205	
REFRIGERATOR PARTS					
U KINGDOM				903	9091
U STATES		126561		364912	
		126561		365815	
MINERAL AND AERATED WATERS					
U STATES		1242		6279	9103
		1242		6279	
BRASS BAND INSTRUMENTS					
U KINGDOM		1417		6949	9111
B INDIA				320	
U STATES		5472		21313	
		6889		28582	
HARPS					
U STATES	NO		2	1317	9113
			2	1317	
CABINET ORGANS					
U STATES	NO				9114
	18	1112	24	1449	
	18	1112	24	1449	
PIPE ORGANS					
U STATES	NO		1	1332	9115
			1	1332	
PARTS OF ORGANS					
U KINGDOM				579	9116
U STATES		2959		18134	
		2959		18713	
PIANOFORTES					
U STATES	NO				9117
	6	1339	292	74202	
	6	1339	292	74202	
PIANOS PARTS OF					
U KINGDOM		31		395	9118
U STATES		5722		36470	
		5753		36865	
PARTS TO MFR PIANOS AND ORGANS					
U KINGDOM				5703	9119
U STATES		4165		18974	
		4165		24677	
PHONOGRAPHS GRAMOPHONES					
U KINGDOM				129	9120
NFLO				40	
SWITZRLNO		2833		2921	
U STATES		18071		184649	
		20904		187739	
PHONOGRAPH RECORDS					
U KINGDOM		594		26068	9121
MEXICO		141		141	
RUSSIA				950	
U STATES		35304		287723	
		36039		314882	
OTHER MUSICAL INSTRUMENTS NOP					
U KINGDOM		205		737	9122
CUBA				36	
SWITZRLNO		6145		23385	
U STATES		14160		80754	
		20510		104912	
STRINGS FOR MUSICAL INST					
U KINGDOM		91		1207	9123
B INDIA				68	
U STATES		5118		39726	
		5209		41001	
APPARATUS X RAY					
U KINGDOM		607		1524	9130
U STATES		77094		954038	
		77701		955562	
ARTIFICIAL LARYNX					
					9131
BOTANICAL SPECIMENS					
U KINGDOM				147	9132
U STATES		1914		12651	
		1914		12798	
OLD COINS STAMPS TROPHIES					
U KINGDOM		4685		14637	9133
CEYLON		67		67	
B GUIANA		261		261	
B HOND				113	
JAMAICA				1641	
BWI OTHER				3872	
MALTA				108	
NFLD		45		727	
AUSTRALIA				67	
NEW ZEAL				10	
ARGENTINA				252	
BELGIUM		85		347	
COLOMBIA				35	
C RICA				154	
CUBA				636	
FRANCE		40000		40060	
FR W IND				41	
ST PIERRE				827	
GERMANY		430		1880	

Articles and Countries from which Imported	MONTH OF NOVEMBER 1945		ELEVEN MONTHS ENDED NOVEMBER 1945		Class Number
	Quantities	Values (\$)	Quantities	Values (\$)	
HAYTI				84	
ITALY		20		466	
MEXICO				92	
MOROCCO				37078	
NETHERLANDS		525		1936	
NORWAY				530	
SWITZERLAND				230	
PHILIPINES				25	
U STATES		5338		117568	
		51456		223744	
CAMERAS AND CAMERA PARTS NOT COMPLETE					9134
U KINGDOM				5121	
SWITZERLAND		1734		2189	
U STATES		32941		139909	
		34675		147219	
CAMERA PARTS UNFINISHED					9135
U STATES		140		564	
		140		564	
CAMERA LENSES AND SHUTTERS					9136
U STATES		4658		14075	
		4658		14075	
COLLECTIONS OF ANTIQUITIES					9137
U KINGDOM		201		21627	
BELGIUM				74	
U STATES		7574		103334	
		7775		125035	
CYCLOMETERS AND SPEEDOMETERS					9138
U KINGDOM				167	
U STATES		7672		43715	
		7672		43882	
GLOBES GEOGRAPHICAL					9139
U KINGDOM				1500	
U STATES		2868		18158	
		2868		19658	
MODELS OF INVENTIONS					9140
U KINGDOM				239	
U STATES		113		4232	
		113		4471	
APPARATUS FOR INSTITUTIONS					9141
U KINGDOM		759		69302	
NFLD				30	
MEXICO				1776	
SWITZERLAND		385		419	
U STATES		178384		1981914	
		179528		2053441	
OPERATING ROOM EQUIPMENT					9142
U KINGDOM				4650	
U STATES		70853		806152	
		70853		810802	
DENTAL INSTRUMENTS					9143
U KINGDOM		356		25784	
U STATES		29323		445285	
		29679		471069	
SURGICAL TRUSSES AND SUPPORTS					9144
U KINGDOM		604		4235	
U STATES		3202		22502	
		3806		26737	
ARTICLES FOR THE BLIND					9145
U KINGDOM				200	
SWITZERLAND		1791		5122	
U STATES		3665		13317	
		5456		18639	
OPTICAL AND PHILOSOPHICAL INSTRUMENTS					9146
U KINGDOM		3853		91976	
NFLD				580	
SWITZERLAND		2604		5239	
U STATES		143529		1336596	
		149986		1434391	
PROFESSIONAL CAMERAS					9147
U KINGDOM		178		613	
U STATES		12450		92024	
		12628		92637	
EDUCATIONAL FILMS					9148
U KINGDOM		5801		23045	
AUSTRALIA				240	
U STATES		36319		333626	
		42120		356911	
CINEMATOGRAPH CAMERAS					9149
U STATES				612	
				612	
SURGICAL INSTRUMENTS					9150
U KINGDOM		4536		57763	
SWEDEN		2283		2283	
SWITZERLAND				33	
U STATES		181954		1638071	
		188773		1698150	
RACING SHELLS OR OARS					9151
NO					
BOATS OPEN PLEASURE					9152
NO					
U STATES	24	1479	220	11583	
	24	1479	220	11583	
LAUNCHES PLEASURE					9153
NO					
NFLD			2	430	
U STATES	8	3753	31	34917	
	8	3753	33	35347	

Articles and Countries from which Imported	MONTH OF NOVEMBER 1945		ELEVEN MONTHS ENDED NOVEMBER 1945		Class Number
	Quantities	Values (\$)	Quantities	Values (\$)	
MATERIALS EXWHOUSE FOR VESSELS					9154
SHIPS AND VESSELS REPAIRS ON U STATES		1024		240155	9155
SHIPS FOREIGN BUILT COASTAL U STATES	NO	1024		240155	9156
VESSELS FOREIGN BUILT N O P			3	448718	9157
U KINGDOM			3	448718	
ALASKA				7376	
U STATES				333	
				2571815	
				2579524	
AIRCRAFT AND PTS LESS ENGINES	NO				9161
U KINGDOM		3814		125347	
SWITZRLND				312	
U STATES	1	403185	20	15642258	
	1	406999	20	15767917	
BUGGIES CUTTERS VEHICLES N O P	NO				9162
U STATES	32	1518	775	35088	
	32	1518	775	35088	
CHILORENS CARRIAGES AND PARTS	NO				9163
U KINGDDM	24	300	32	526	
U STATES	5	386	349	5033	
	29	686	381	5559	
CHILDRENS SLEDS VEHICLES N O P					9164
U STATES		4002		20438	
		4002		20438	
SLEIGHS N O P AND PARTS	NO				9165
U STATES			4	58	
			4	58	
WAGONS AND SLEDS FARM AND PTS	NO				9166
U STATES	12	1104	848	58747	
	12	1104	848	58747	
WAGONS FREIGHT DRAYS AND PARTS	NO				9167
U KINGDOM				1121	
U STATES	6	1824	46	7413	
	6	1824	46	8534	
WHEELBARROWS HAND CARTS	NO				9168
U KINGDOM	4	530	4	530	
U STATES	1079	15030	6543	124701	
	1083	15560	6547	125231	
TRUCKS AND CARS N D P					9169
U STATES		11236		138463	
		11236		138463	
TRAILERS FOR MOTOR VEHICLES	NO				9170
U STATES	6	1567	22	5372	
	6	1567	22	5372	
PAINTINGS UNDER 20 DOLLARS	NO				9181
U KINGDOM	24	337	343	2428	
GUATEMALA	11	58	11	58	
U STATES	180	772	857	3979	
	215	1167	1211	6465	
PAINTINGS 20 DDLLARS	DR OVER				9182
U KINGDOM		1590		97814	
GUATEMALA				22	
MEXICO				1706	
U STATES		29455		295279	
		31045		394821	
STATUES AND STATUETTES N O P					9183
U KINGDOM		61		2041	
B INDIA				2314	
TRINIDAD				198	
NFLD				61	
BRAZIL				943	
CUBA				344	
HAYTI				318	
MEXICO		563		1232	
U STATES		23696		125175	
		24320		132626	
PORCELAIN STATUES STATUETTES					9184
U KINGDOM		4181		244559	
BRAZIL				88	
ICELAND		98		98	
MEXICO		96		4017	
U STATES		19471		149998	
		23646		398760	
SCULPTURES CANADIAN MODELS					9185
U STATES		549		860	
		549		860	
MATERIAL FOR HARD METAL COMPS					9187
U KINGDOM				67	
U STATES		3723		348330	
		3723		348397	
WAR MATERIALS UNDER D C 8097					9188
U KINGDOM		377		94854	
AUSTRALIA				26498	
NEW ZEAL		22500		787751	
ST PIERRE				150	
ALASKA				497	
U STATES		1375338		87843896	
		1398215		88753646	
MATERIALS FOR CYANIDE MFR					9190
U STATES				746	
				746	



Articles and Countries from which Imported	MONTH OF NOVEMBER 1945		ELEVEN MONTHS ENDED NOVEMBER 1945		Class Number
	Quantities	Values (\$)	Quantities	Values (\$)	
ARTICLES FOR FERTILIZER MFR					
U KINGDOM				313	9191
U STATES		2676		25725	
		2676		26038	
ARTICLES FOR GOVERNOR GENERAL					
U KINGDOM				1219	9192
BERMUDA		30		30	
CHILE				262	
CUBA				349	
NETHRLNDS				1136	
SPAIN				86	
U STATES				63	
		30		3145	
ARTICLES FOR CONSULS					
U KINGDOM		950		40329	9193
B E AFR				750	
B S AFR				112	
B GUIANA		10		79	
BARBAOOS		19		29	
JAMAICA		10		118	
TRINIOAO				64	
AUSTRALIA		100		2078	
NEW ZEAL				727	
ARGENTINA				85	
BELGIUM				50000	
BRAZIL				100	
CHILE		1308		5390	
CUBA				696	
FR W IND		55		55	
ST PIERRE				20	
HONOURAS				100	
MEXICO		864		966	
PERU				9060	
PORTUGAL				56	
RUSSIA				4754	
SPAIN		731		2231	
SWITZRLND				190	
U STATES		15869		299443	
		19916		417432	
ARTICLES FOR THE ARMY AND NAVY					
U KINGDOM		2817464		20753511	9194
BERMUOA				19607	
B INDIA				21596	
TRINIOAO				1320	
NFLD		973		64715	
AUSTRALIA				50	
ST PIERRE				334	
NETH W I		20000		25000	
U STATES		8119937		14093283	
		10958374		34979416	
RETURNED CANADIAN GOODS					
U KINGDOM		8188535		14869398	9195
B S AFR				224	
BERMUDA		3056		23927	
B INOIA				275	
B GUIANA				5059	
BARBAOOS				1999	
JAMAICA		150		67936	
TRINIDAD		1028		17601	
SWI OTHER				4978	
MALTA				62	
NFLO		1834717		10432680	
AUSTRALIA				9294	
BRAZIL				6982	
CHILE				200	
COLOMBIA				4275	
CUBA		256		256	
ST PIERRE		98		3791	
GREECE				360	
GUATEMALA				150	
ICELAND				23533	
MEXICO				2484	
NETH W I				7244	
ALASKA				229	
U STATES		318446		5121230	
		10338286		30604167	
ARTICLES FOR EXHIBITION					
EXWAREHOUSED SHIPS STORES					
NOP					
U KINGDOM		3201		85310	9197
B S AFR		32		554	
B GUIANA		4884		61646	
BARBADOS		494		2763	
JAMAICA		64		1024	
TRINIDAD		12		470	
NFLO		1701		1701	
AUSTRALIA		63		2166	
FRANCE				88	
PORTUGAL		30		162	
SPAIN		24		88	
ALASKA				111	
U STATES		21199		134582	
		31704		290665	

Articles and Countries from which Imported	MONTH OF NOVEMBER 1945		ELEVEN MONTHS ENDED NOVEMBER 1945		Class Number
	Quantities	Values (\$)	Quantities	Values (\$)	
ARTICLES EXWHOUSE FOR EXCISE					9198
BATTERY JARS GLASS OR RUBBER					9199
U STATES		28017		270049	
ARTICLES FOR SINDER TWINE MFR		28017		270049	9200
U STATES				1356	
CASUAL DONATIONS				1356	9201
U KINGDOM		100		1578	
NFLD				77	
NEW ZEAL				200	
NETHRLNDS		2344		11499	
U STATES		8635		126448	
CORSET CLASPS STEELS WIRES		11079		139802	9202
U STATES		164		3914	
FEATHERS FLOWERS ARTIFICIAL		164		3914	9204
U KINGDOM				104	
BWI OTHER				89	
AUSTRALIA				75	
SWITZRLNO				247	
U STATES		18344		116321	
LIFEBOATS LIFESAVING APPARATUS		18344		116836	9205
U KINGDOM				401	
U STATES				38780	
INTERNATIONAL BRIDGE MATERIAL				39181	9206
MINERS RESCUE APPLIANCES					9207
U KINGDOM		443		12399	
U STATES		45912		515453	
MATERIALS FOR TEXTILE PRINTING		46355		527852	9208
U KINGDOM				27955	
U STATES		2164		27927	
BALTS OR SASES OF THDRUM		2164		55882	9209
U STATES		2289		11084	
SPURS AND STILTS		2289		11084	9210
U STATES		800		7488	
VACCINE AND PLASMA CDNTAINERS		800		7488	9212
U STATES		110		6512	
GOODS FREE BY ORDER IN COUNCIL		110		6512	9213
U KINGDOM				32310	
ST PIERRE				1602	
U STATES		14309		150589	
ARTICLES FOR MFR TOBACCO PIPES		14309		184501	9214
U STATES		8544		35176	
SAFETY GLASS SHEET ADHESIVES		8544		35176	9215
U STATES		23874		218073	
AUTOMOBILE ACCESSORIES TOURIST		23874		218073	9221
U STATES		1354		5574	
AUTOMOBILE TIRES TUBES TOURIST		1354		5574	9222
U STATES		690		2980	
BOOTS AND SHOES TOURIST		690		2980	9223
U STATES		29884		77963	
CLOTHING TOURIST		29884		77963	9224
ALASKA		69		98	
U STATES		208904		955215	
RADIO SETS TOURIST		208973		955313	9225
U STATES	NO	105	2535	601	12125
FURNITURE HOUSEHOLD TOURIST		105	2535	601	12125
B INDIA				64	9226
MEXICO				115	
U STATES		34042		141735	
MISCELLANEOUS ARTICLES TOURIST		34042		141914	9227
BWI OTHER				12	
MEXICO				279	
U STATES		115134		450659	
CARTRIDGES SHOT GUN SHELLS		115134		450950	9237
U STATES		1491		13840	
DEXTROSE SOLUTIONS THERAPEUTIC		1491		13840	9238
U STATES		2644		64978	
METALLIC CARTRIDGES AMMUNITION		2644		64978	9239
U KINGDOM				42	
ALASKA				143	
U STATES		93		937	
		93		1122	

Articles and Countries from which Imported	MONTH OF NOVEMBER 1945		ELEVEN MONTHS ENDED NOVEMBER 1945		Class Number
	Quantities	Values (\$)	Quantities	Values (\$)	
BLACKBOARDS SLATE OR PAPER U STATES		4251		43572	9240
PRESENTATIONS FOR LIFE SAVING U STATES		4251		43572	9241
BIOLOGICAL PRODUCTS				13	9242
U KINGDOM		1162		17102	
BRAZIL				733	
U STATES		54982		671634	
		56144		689469	
BASKETS OF ALL KINDS				20	9243
U KINGDOM				2558	
JAMAICA		458		22	
BWL OTHER				25	
NFLD				184	
HAYTI				11546	
MEXICO		412		9552	
U STATES		383		23907	
		1253			
COMMUNION SETS CHURCH ARTICLES					9244
U KINGDOM		214		1096	
EIRE				13	
PALESTINE		144		194	
BRAZIL				1846	
CUBA				4033	
MEXICO		8508		34316	
PORTUGAL		61		6746	
U STATES		33624		267610	
		42551		315854	
CARTRIDGE CASES GUN WADS					9246
U KINGDOM				45815	
U STATES		2044		28177	
		2044		73992	
CARTRIDGES AMMUNITION					9247
U KINGDOM		26652		2663461	
U STATES		44897		2196703	
		71549		4860164	
DAMAGED GOODS N O P					9248
ELECTRICAL ENERGY					9249
U STATES	KWH				
	518687	6459	8497559	116729	
	518687	6459	8497559	116729	
EXPRESS PARCELS				104	9250
U KINGDOM				860365	
U STATES		91061		860469	
		91061			
ICE				462	9251
ALASKA				35860	
U STATES		1288		36322	
		1288			
INCUBATORS BRODDERS AND PARTS					9252
U STATES	ND				
	588	38451	3687	192272	
	588	38451	3687	192272	
IRDN SAND PRESSURE BLASTING					9253
U STATES		15844		301729	
		15844		301729	
COMPOSITION ORNAMENTS					9255
U KINGDOM		5112		53301	
JAMAICA				89	
BRAZIL				221	
HAYTI				40	
MEXICO				344	
SWITZRLND				58	
U STATES		70699		393284	
		75811		447337	
MACHINE CARD CLOTHING					9256
U KINGDOM		3012		24336	
U STATES		4611		54980	
		7623		79316	
PENCILS LEAD NON PRDPELLING					9257
U STATES	GRDSS				
	14	65	1548	8384	
	14	65	1548	8384	
PENCILS LEAD N O P					9258
U KINGDOM				2136	
U STATES		4693		33709	
		4693		35845	
PENS FOUNTAIN					9259
U KINGDOM		274		274	
U STATES		5354		10642	
		5628		10916	
PENS N O P PENHOLDERS					9260
RULERS					
U KINGDOM		948		15546	
U STATES		9730		69271	
		10678		84817	
POST OFFICE PARCELS					9261
U KINGDOM		99		4502	
ALASKA		9		134	
U STATES		162368		1607704	
		162476		1612340	
PRECIOUS STONES NOT MOUNTED					9262
U KINGDOM		536		37617	
B INDIA		1792		9975	
CEYLON				235	
TRINIDAD				1943	
NEW ZEAL				6105	



Articles and Countries from which Imported	MONTH OF NOVEMBER 1945		ELEVEN MONTHS ENDED NOVEMBER 1945		Class Number
	Quantities	Values (\$)	Quantities	Values (\$)	
BRAZIL		1201		26145	
COLOMBIA				250	
CUBA				583	
MEXICO				4376	
SPAIN				55566	
SWITZRLND		7254		16627	
URUGUAY				479	
U STATES		63253		506192	
PULLEYS BELT N O P		74036		666093	
U KINGDOM				452	9263
U STATES		18876		191267	
SETTLERS EFFECTS		18876		191719	
U KINGDOM		23107		169178	9264
ADEM				1790	
B E AFR				100	
B S AFR		50		1050	
S RHOD				500	
BERMUDA				1153	
B INDIA				4420	
B GUIANA				13800	
BARBADOS		200		800	
JAMAICA		750		3395	
TRINIDAD		800		3000	
NFLD		6845		71784	
AUSTRALIA		2255		3105	
NEW ZEAL		25		2925	
ARGENTINA				1000	
BELGIUM				2000	
BEL CONGO				75	
BOLIVIA				50	
BRAZIL				3350	
CHILE				3500	
COLOMBIA		890		2155	
CUBA				10000	
DENMARK				400	
GREENLAND				50	
ECUADOR				350	
FRANCE		500		700	
HAYTI				100	
ICELAND				3000	
MEXICO				4795	
NETHRLNDS		530		530	
NORWAY				5000	
PERU				4000	
SPAIN				1000	
SWITZRLND		1500		1500	
ALASKA				1579	
HAWAII		1547		4047	
P RICO				549	
URUGUAY				1500	
U STATES		343182		3074172	
SHOW CASES		382181		3402402	
U STATES		7427		32376	9265
SIGNS OTHER THAN PAPER		7427		32376	
U KINGDOM				38	9266
U STATES		5552		35031	
MEASURING RULES AND TAPES		5552		35069	
U KINGDOM		408		62168	9267
U STATES		19911		174742	
WASTE AND JUNK N O P	CWT	20319		236910	
U STATES		44203	549311	101672	9269
WAX VEGETABLE AND MINERAL N O P	L8	44203	549311	101672	
U KINGDOM		1904	13078	7243	9270
BRAZIL		71239	1209029	958981	
ECUADOR			745	430	
MEXICO		1785	305325	118275	
U STATES		215753	5131094	663881	
WAX MANUFACTURES N O P		290681	6659271	1748810	
U KINGDOM				763	9271
U STATES		26181		195487	
WHIPS AND PARTS		26181		196250	
U KINGDOM		51		792	9272
U STATES		266		2026	
WINDOW CORNICES AND POLES		317		2818	
U STATES		77		3700	9273
UNENUMERATED ARTICLES		77		3700	
U STATES				5869	9274
				5869	

STATISTICS CANADA LIBRARY  
BIBLIOTHÈQUE STATISTIQUE CANADA



1010703292