

65-007

DOMINION BUREAU OF STATISTICS
DEPARTMENT OF TRADE AND COMMERCE

TRADE OF CANADA

IMPORTS

JANUARY, 1950


Published by Authority of the Rt. Hon. C. D. Howe
Minister of Trade and Commerce

PREPARED IN THE EXTERNAL TRADE SECTION
INTERNATIONAL TRADE DIVISION,
DOMINION BUREAU OF STATISTICS, OTTAWA

Price \$5 a year
Single copies 50 cents

1100-4-50

10-4030



IMPORTS INTO CANADA FOR CONSUMPTION

Changes affecting Previous Reports
 Cumulative Totals will be adjusted in Volume III
 of the Annual Report of the Trade of Canada for 1949

1949
 Import
 List No. 12

MONTH OF APRIL 1949

Class Number

2221 - Deduct from United States.....	-	\$	48
2224 - Add to United States.....	-	\$	48
7121 - Deduct from United States.....	-	\$	867
7127 - Add to United States.....	-	\$	867

MONTH OF MAY 1949

1560 - Deduct from United Kingdom.....	138 gal.	\$	915
1515 - Add to United Kingdom.....	138 pf.gal.	\$	915

MONTH OF JULY 1949

2221 - Deduct from United States.....	-	\$	1,623
2224 - Add to United States.....	-	\$	1,623

MONTH OF SEPTEMBER 1949

2166 - Deduct from United States.....	-	\$	365
2213 - Add to United States.....	-	\$	365
8040 - Deduct from United States.....	-	\$	171
8041 - Add to United States.....	-	\$	171

MONTH OF OCTOBER 1949

8395 - Deduct from United States.....	-	\$	22
8392 - Add to United States.....	-	\$	22

MONTH OF NOVEMBER 1949

1511 - Deduct from Denmark.....	20 pf.gal.	\$	418
1512 - Add to Denmark.....	20 pf.gal.	\$	418
1512 - Deduct from Union of South Africa...	70 pf.gal.	\$	485
1511 - Add to Union of South Africa...	70 pf.gal.	\$	485

TABLE OF CONTENTS

	Page
EXPLANATORY NOTES.....	2
KEY TO ABBREVIATIONS OF COUNTRIES.....	3
SUMMARY TABLES:	
Imports into Canada for Consumption, by Countries.....	4
Imports into Canada for Consumption, by Main Groups	6
DETAILED TABLES:	
Imports for Consumption, by Articles and Countries:	
Agricultural and Vegetable Products (except Chemicals, Fibres and Wood):	Class Number
A – Mainly Food.....	1 to 390
B – Other than Food.....	1501 to 1846
Animals and Animal Products (except Chemicals and Fibres).	2012 to 2348
Fibres, Textiles and Textile Products	3001 to 3574
Wood, Wood Products and Paper.....	4002 to 4311
Iron and Its Products.....	5001 to 5732
Non-Ferrous Metals and Their Products (except Gold)	6001 to 6256
Non-Metallic Minerals and Their Products (except Chemicals)	7001 to 7303
Chemicals and Allied Products.....	8001 to 8436
Miscellaneous Commodities	9000 to 9274

EXPLANATORY NOTES

1. In all the tables of imports in this Report, the quantities and values are based upon the declarations of importers (import entries), as subsequently checked by Customs officials.
2. Weight, where shown is the net weight of the goods, that is, it excludes the weight of the covers or receptacles, except in cases of certain goods, as provided in the Customs Tariff.
3. The expression "ton" means 2,000 pounds, and "cwt." 100 pounds, avoirdupois. Where other units of quantity are used, Imperial standards apply.
4. In this Report are trade items such as "Engines, gas, n.o.p., and parts", which show both quantities and values. In the item "Engines, gas, n.o.p., and parts", the quantity represents the number of complete gas engines only, while the value represents not only the value of the specified number of complete gas engines but also the value of all kinds of "Parts" of gas engines; therefore, in this item, and in similar items, the average value per unit cannot be ascertained.
5. "Imports" means "Imports entered for Consumption". "Entered for Consumption" does not imply that the goods have been actually consumed in Canada, but that they have passed into the custody of the importer and that duty has been paid on the dutiable portion.
6. For statistical purposes, the value of merchandise imported, as shown in this Report, is the value as determined for Customs duty purposes. In most cases, this would be the invoice value of the goods converted to Canadian dollars at authorized exchange ratios. The value does not include charges such as freight, insurance, handling, duties or taxes.
7. Imports into Canada are classified as received from the countries whence they were consigned to Canada. The countries of consignment are the countries from which the goods have come, without interruption of transit, except in the course of transshipment or transfer from one conveyance to another. The countries whence goods are consigned are not necessarily the countries of actual origin, since goods produced in one country may be purchased by a firm in another country and thence despatched, after a longer or shorter interval, to Canada. In such cases the second country would be the country of consignment to which the goods would be credited. An example is the case of tea grown in the Orient but purchased in the bonded market in London, England; Canadian statistics record such imports as coming from the United Kingdom.
8. The initials "N.O.P." mean "not otherwise provided for".
9. Some of the descriptions of articles used in this Report are abbreviated and incomplete due to lack of space and mechanical limitations. Full descriptions are shown in the annual printed report of the Trade of Canada.
10. Throughout this Report, figures are subject to revision.
11. The Foreign Trade of Newfoundland is included as from April 1, 1949.

KEY TO ABBREVIATIONS OF COUNTRIES

U Kingdom.....	United Kingdom	Fr Africa.....	French Africa
Ireland.....	Ireland	Fr E Ind.....	French East Indies
Aden.....	Aden	Fr Guiana.....	French Guiana
B E Afr.....	British East Africa	Fr Oceana.....	French Oceania
S Rhod.....	Southern Rhodesia	Fr W Ind.....	French West Indies
N Rhod.....	Northern Rhodesia	Madagascr.....	Madagascar
Un So Afr.....	Union of South Africa	St. Pierre.....	St. Pierre and Miquelon
B S A Other.....	Other British South Africa	Germany.....	Germany
Gambia.....	Gambia	Greece.....	Greece
G Coast.....	Gold Coast	Guatemala.....	Guatemala
Nigeria.....	Nigeria	Haiti.....	Haiti (Republic of)
S Leone.....	Sierra Leone	Honduras.....	Honduras
B W A Other.....	Other British West Africa	Hungary.....	Hungary
A E Sudan.....	Anglo-Egyptian Sudan	Iceland.....	Iceland
India.....	India	Iran.....	Iran
Pakistan.....	Pakistan	Iraq.....	Iraq
Ceylon.....	Ceylon	Italy.....	Italy
Malaya.....	Federation of Malaya	Tripoli.....	Tripoli
B E I Other.....	Other British East Indies	Ital Afr.....	Other Italian Africa
Bermuda.....	Bermuda	Japan.....	Japan
B Guiana.....	British Guiana	Korea.....	Korea
B Hond.....	British Honduras	Latvia.....	Latvia
Barbados.....	Barbados	Liberia.....	Liberia
Jamaica.....	Jamaica	Lithuania.....	Lithuania
Trinidad.....	Trinidad and Tobago	Mexico.....	Mexico
Bahamas.....	Bahamas	Morocco.....	Morocco
Leew Wind.....	Leeward and Windward Islands	Nethrlnds.....	Netherlands
Falkland.....	Falkland Islands	Indonesia.....	Indonesia
Gibraltar.....	Gibraltar	Surinam.....	Surinam
Hong Kong.....	Hong Kong	Neth Ant.....	Netherlands Antilles
Malta.....	Malta	Nicaragua.....	Nicaragua
Australia.....	Australia	Norway.....	Norway
Fiji.....	Fiji	Israel.....	Israel
New Zeal.....	New Zealand	Panama.....	Panama
B Oceania.....	Other British Oceania	Paraguay.....	Paraguay
Afghan.....	Afghanistan	Peru.....	Peru
Albania.....	Albania	Phil.....	Philippine Islands
Arabia.....	Arabia	Poland.....	Poland
Argentina.....	Argentina	Portugal.....	Portugal
Austria.....	Austria	Azores.....	Azores and Madeira
Belgium.....	Belgium and Luxembourg	Port Afr.....	Portuguese Africa
Bel Congo.....	Belgian Congo	Port Asia.....	Portuguese Asia
Bolivia.....	Bolivia	Roumania.....	Roumania
Brazil.....	Brazil	Siam.....	Siam
Bulgaria.....	Bulgaria	Spain.....	Spain
Burma.....	Burma	Canary Is.....	Canary Islands
Chile.....	Chile	Span Afr.....	Spanish Africa
China.....	China	Sweden.....	Sweden
Colombia.....	Colombia	Switzrld.....	Switzerland
C Rica.....	Costa Rica	Syria.....	Syria
Cuba.....	Cuba	Jordan.....	Jordan
Czecho S.....	Czechoslovakia	Turkey.....	Turkey
Denmark.....	Denmark	U S S R.....	U.S.S.R. (Russia)
Greenland.....	Greenland	Alaska.....	Alaska
Dom Rep.....	Dominican Republic	Virgin Is.....	American Virgin Islands
Ecuador.....	Ecuador	Hawaii.....	Hawaii
Egypt.....	Egypt	P Rico.....	Puerto Rico
El Salvd.....	El Salvador	U S Ocea.....	United States Oceania
Estonia.....	Estonia	Uruguay.....	Uruguay
Ethiopia.....	Ethiopia	Venezuela.....	Venezuela
Finland.....	Finland	Yugo Slav.....	Yugoslavia
France.....	France	U States.....	United States

IMPORTS INTO CANADA FOR CONSUMPTION, BY COUNTRIES (EXCLUDING GOLD)

Countries	Month of January			
	1949	1950		
Commonwealth Countries				
United Kingdom.....	25,405,124	26,137,609		
Ireland.....	9,643	3,050		
Aden.....	-	-		
British East Africa.....	381,103	500,341		
Southern Rhodesia.....	4,745	2,464		
Northern Rhodesia.....	4,690	4,951		
Union of South Africa.....	158,961	176,395		
Other British South Africa.....	-	-		
Gambia.....	-	-		
Gold Coast.....	463,377	436,293		
Nigeria.....	579,812	-		
Sierra Leone.....	-	-		
Other British West Africa.....	-	-		
Anglo-Egyptian Sudan.....	-	1,097		
India.....	3,344,381	3,258,387		
Pakistan.....	36,181	42,213		
Ceylon.....	1,053,799	1,307,746		
Federation of Malaya.....	1,657,368	1,408,535		
Other British East Indies.....	13,451	-		
Bermuda.....	2,421	3,979		
British Guiana.....	887,473	938,063		
British Honduras.....	134,450	2,559		
Barbados.....	84,107	80,240		
Jamaica.....	312,680	270,666		
Trinidad and Tobago.....	273,291	101,354		
Bahamas.....	137,111	103,276		
Leeward and Windward Islands.....	5,224	8,881		
Falkland Islands.....	-	-		
Gibraltar.....	-	-		
Hong Kong.....	169,719	122,242		
Malta.....	-	551		
Newfoundland.....	414,446	-		
Australia.....	715,328	1,454,819		
Fiji.....	1,015	401,846		
New Zealand.....	149,982	97,926		
Other British Oceania.....	-	-		
Total Commonwealth Countries...	36,399,882	36,865,483		
Foreign Countries				
Afghanistan.....	-	-		
Albania.....	-	-		
Arabia.....	176,076	1,433,823		
Argentina.....	315,227	382,584		
Austria.....	25,258	35,959		
Belgium and Luxembourg.....	1,216,270	1,105,905		
Belgian Congo.....	46,295	-		
Bolivia.....	3,500	-		
Brazil.....	1,647,436	1,723,890		
Bulgaria.....	-	-		
Burma.....	4,420	-		
Chile.....	34,165	2,870		
China.....	194,142	298,074		
Colombia.....	1,094,489	841,433		
Costa Rica.....	59,359	172,904		
Cuba.....	1,017,909	216,307		
Czechoslovakia.....	497,061	359,368		
Denmark.....	846,908	64,042		
Greenland.....	-	-		
Dominican Republic.....	528,356	28,293		
Ecuador.....	39,196	31,680		
Egypt.....	6,825	3,305		
El Salvador.....	84,121	46,219		
Estonia.....	-	1,000		
Ethiopia.....	-	10,587		
Finland.....	341	2,352		
France.....	914,243	704,672		
French Africa.....	1,131	5,028		
French East Indies.....	-	-		
French Guiana.....	-	-		
French Oceania.....	1,077	5,341		
French West Indies.....	-	90		
Madagascar.....	-	-		
St.Pierre and Miquelon.....	3,586	299		

Countries	Month of January			
	1949	1950		
Foreign Countries - Concluded				
Germany.....	383,794	303,382		
Greece.....	9,729	15,939		
Guatemala.....	301,297	252,855		
Haiti (Republic of).....	39,244	91,253		
Honduras.....	518,752	186,809		
Hungary.....	3,629	1,043		
Iceland.....	-	9,648		
Iran.....	10,391	3,825		
Iraq.....	309,223	6,989		
Italy.....	657,135	562,348		
Tripoli.....	-	-		
Other Italian Africa.....	-	-		
Japan.....	165,388	367,273		
Korea.....	-	-		
Latvia.....	75	-		
Liberia.....	-	-		
Lithuania.....	-	-		
Mexico.....	1,301,691	1,710,692		
Morocco.....	19,025	1,855		
Netherlands.....	481,949	258,167		
Indonesia.....	28,931	75,979		
Surinam.....	37,865	-		
Netherlands Antilles.....	3,819	414,752		
Nicaragua.....	-	646		
Norway.....	106,032	53,224		
Israel.....	36,456	75,687		
Panama.....	176,897	508,898		
Paraguay.....	-	53,420		
Peru.....	17,215	61,132		
Philippine Islands.....	79,037	179,021		
Poland.....	5,349	17,183		
Portugal.....	95,347	120,360		
Azores and Madeira.....	40,547	46,970		
Portuguese Africa.....	-	-		
Portuguese Asia.....	-	-		
Roumania.....	-	-		
Siam.....	1,649	50,370		
Spain.....	256,375	216,722		
Canary Islands.....	-	-		
Spanish Africa.....	-	-		
Sweden.....	238,860	209,256		
Switzerland.....	871,292	966,690		
Syria.....	825	3,719		
Jordan.....	-	-		
Turkey.....	300,880	148,943		
U.S.S.R. (Russia).....	-	1,868		
United States.....	164,801,428	154,473,063		
Alaska.....	154,871	57,770		
American Virgin Islands.....	1,200	2,917		
Hawaii.....	40,710	25,924		
Puerto Rico.....	126,951	14,064		
United States Oceania.....	-	-		
Uruguay.....	188	71,262		
Venezuela.....	7,004,877	5,974,609		
Yugoslavia.....	-	-		
Total Foreign Countries.....	187,386,314	175,072,552		
GRAND TOTAL.....	223,786,196	211,938,035		

IMPORTS INTO CANADA FOR CONSUMPTION FROM ALL COUNTRIES, FROM THE UNITED KINGDOM
AND FROM THE UNITED STATES, BY MAIN GROUPS (EXCLUDING GOLD)

Main Groups	Month of January			
	1949	1950		
	\$	\$	\$	\$
<u>ALL COUNTRIES</u>				
Agricultural and Vegetable Products (except Chemicals, Fibres and Wood)...	25,632,859	27,116,167		
Animals and Animal Products (except Chemicals and Fibres).....	8,891,309	6,631,172		
Fibres, Textiles and Textile Products....	35,145,713	29,378,085		
Wood, Wood Products and Paper.....	6,073,919	7,146,010		
Iron and Its Products.....	73,510,395	67,733,651		
Non-Ferrous Metals and Their Products....	12,876,297	16,531,242		
Non-Metallic Minerals and Their Products (except Chemicals).....	40,207,288	35,600,497		
Chemicals and Allied Products.....	10,869,375	10,970,255		
Miscellaneous Commodities.....	10,579,041	10,830,956		
Total.....	223,786,196	211,938,035		
<u>UNITED KINGDOM</u>				
Agricultural and Vegetable Products (except Chemicals, Fibres and Wood)...	1,351,928	2,830,521		
Animals and Animal Products (except Chemicals and Fibres).....	434,562	644,049		
Fibres, Textiles and Textile Products....	12,098,403	8,592,603		
Wood, Wood Products and Paper.....	231,216	236,622		
Iron and Its Products.....	5,150,664	5,787,663		
Non-Ferrous Metals and Their Products....	1,930,098	4,281,274		
Non-Metallic Minerals and Their Products (except Chemicals).....	1,826,315	1,742,841		
Chemicals and Allied Products.....	515,260	789,107		
Miscellaneous Commodities.....	1,866,678	1,232,929		
Total.....	25,405,124	26,137,609		
<u>UNITED STATES</u>				
Agricultural and Vegetable Products (except Chemicals, Fibres and Wood)...	10,585,868	10,895,671		
Animals and Animal Products (except Chemicals and Fibres).....	6,751,862	5,250,788		
Fibres, Textiles and Textile Products....	16,591,526	15,001,453		
Wood, Wood Products and Paper.....	5,617,768	6,628,158		
Iron and Its Products.....	67,133,854	61,578,160		
Non-Ferrous Metals and Their Products....	10,126,636	11,244,852		
Non-Metallic Minerals and Their Products (except Chemicals).....	30,219,535	25,446,667		
Chemicals and Allied Products.....	9,986,839	9,805,631		
Miscellaneous Commodities.....	7,787,540	8,621,683		
Total.....	164,801,428	154,473,063		

IMPORTS INTO CANADA FOR CONSUMPTION

Articles and Countries from which Imported	MONTH OF JANUARY 1950		Class Number	
	Quantities	Values (\$)		
AGRICULTURAL PRODUCTS				
A MAINLY FOOD				
APPLES FRESH	400 U STATES	LB 27670	1234	1
		27670	1234	
APRICOTS QUINCES FRESH		LB		2
BANANAS FRESH		STEM		3
	314 COLOMBIA	490	1543	
	315 C RICA	19231	149864	
	321 ECUADOR	575	3298	
	337 GUATEMALA	18702	113428	
	338 HAITI	1055	2140	
	339 HONDURAS	29786	186307	
	361 PANAMA	73959	508898	
	384 P RICO	14	176	
	400 U STATES	152	777	
		143964	966431	
CHERRIES FRESH	400 U STATES	LB 886	306	4
		886	306	
CRANBERRIES FRESH	400 U STATES	LB 94713	12432	5
		94713	12432	
GRAPE FRUIT FRESH		LB		6
	231 HONG KONG	2760	806	
	352 MEXICO	11226	848	
	400 U STATES	7982460	352929	
		7996446	354583	
GRAPES FRESH	306 BELGIUM	LB 73	31	7
	400 U STATES	4484153	301311	
		4484226	301342	
GUAVAS MANGOES PLANTAINS FRESH	400 U STATES		37	8
			37	
LEMONS FRESH	344 ITALY	BOX 20690	79691	9
	400 U STATES	2820	34788	
		23510	114479	
LIMES FRESH	400 U STATES	BOX 519	1202	10
		519	1202	
MUSKMELONS CANTAL OUPES FRESH	312 CHILE	LB 2525	378	11
	400 U STATES	800	40	
		3325	418	
MELONS FRESH N O P	400 U STATES	NO 16	41	12
		16	41	
ORANGES MANDARINES FRESH	231 HONG KONG	CU FT 8	34	13
	352 MEXICO	19568	34207	
	400 U STATES	547381	1129251	
		566957	1163492	
PEACHES FRESH	400 U STATES	LB 266	56	14
		266	56	
PEARS FRESH	400 U STATES	LB 86063	6034	15
		86063	6034	
PINEAPPLES FRESH	316 CUBA	CRATE 18718	45553	16
	384 P RICO	331	1566	
	400 U STATES	156	415	
		19205	47534	
PLUMS OR PRUNES FRESH	400 U STATES	LB 2385	531	17
		2385	531	
BERRIES FRESH N O P	400 U STATES	LB 102	46	18
		102	46	
STRAWBERRIES FRESH	400 U STATES	LB 9780	3320	19
		9780	3320	
FRESH FRUITS N O P	400 U STATES		3355	20
			3355	
APPLES DRIED	400 U STATES	LB 677765	24306	31
		677765	24306	
APRICOTS NECTARINES DRIED	400 U STATES	LB 440	80	32
		440	80	
BANANAS DRIED		LB		33
CURRANTS DRIED	400 U STATES	LB 26035	3209	34
		26035	3209	
DATES DRIED UNPITTED IN BULK		LB		35
DATES DRIED N O P	231 HONG KONG	LB 200	40	36
	343 IRAQ	77000	6989	
	400 U STATES	281670	42277	
		358870	49306	

IMPORTS INTO CANADA FOR CONSUMPTION

Articles and Countries from which Imported	MONTH OF JANUARY 1950		Class Number
	Quantities	Values (\$)	
FIGS DRIED	LB		37
336 GREECE	4650	591	
379 TURKEY	243968	46260	
400 U STATES	364500	53534	
	613118	100385	
PEACHES DRIED	LB		38
PRUNES OR PLUMS DRIED UNPITTED	LB		39
231 HONG KONG	291	247	
400 U STATES	645285	94381	
	645576	94628	
PEARS DRIED	LB		40
RAISINS	LB		41
400 U STATES	747174	85743	
	747174	85743	
FRUITS DRIED N O P	LB		42
CHERRIES SULPHURED OR IN BRINE	LB		51
344 ITALY	179761	23672	
	179761	23672	
OLIVES SULPHURED OR IN BRINE	LB		52
231 HONG KONG	100	23	
328 FR AFRICA	2203	696	
336 GREECE	51500	11533	
344 ITALY	8250	1159	
372 SPAIN	301835	95094	
400 U STATES	247683	49144	
	611571	157649	
LEMON ORANGE GRAPE FRUIT KINDS			53
231 HONG KONG		367	
384 P RICO		2486	
400 U STATES		1441	
		4294	
PEACHES AND APRICOTS IN CANS	LB		54
400 U STATES	206845	19115	
	206845	19115	
PEARS IN CANS	LB		55
400 U STATES	11907	1478	
	11907	1478	
PINEAPPLE IN CANS	LB		56
234 AUSTRALIA	579377	98970	
400 U STATES	13495	2070	
	592872	101040	
FRUITS IN CANS N O P	LB		57
231 HONG KONG	142	76	
347 JAPAN	46671	5122	
400 U STATES	26817	3443	
	73630	8641	
FRUITS NUTS PICKLED PRESERVED	GAL		60
231 HONG KONG	438	1662	
347 JAPAN	31	69	
354 NETHRLNDS	2893	4809	
400 U STATES	179	946	
	3541	7486	
FRUIT PULP N O P	LB		61
JELLIES JAMS MARMALADES	LB		62
100 U KINGDOM	97937	20177	
400 U STATES	31071	3848	
	129008	24025	
GRAPE FRUIT OR ORANGE PULP	LB		63
MIXED FRUITS IN CANS	LB		64
234 AUSTRALIA	13125	2363	
400 U STATES	605340	74724	
	618465	77087	
LEMON JUICE	GAL		68
400 U STATES	3180	8169	
	3180	8169	
ORANGE JUICE	GAL		69
224 JAMAICA	41250	33750	
400 U STATES	449764	358240	
	491014	391990	
PECTIN	LB		70
400 U STATES	4950	7610	
	4950	7610	
GRAPE JUICE OVER 1 GALLON	GAL		73
LIME JUICE NOT REFINED	GAL		74
FRUIT JUICES SPIRIT FORTIFIED	GAL		75
BLENDED FRUIT JUICES	GAL		76
224 JAMAICA	27250	21250	
225 TRINIDAO	18000	14951	
400 U STATES	156200	133383	
	201450	169584	
FRUIT JUICES N O P	GAL		77
400 U STATES	3565	4171	
	3565	4171	
GRAPE FRUIT JUICE	GAL		78
100 U KINGDOM	22068	11972	
225 TRINIDAO	30000	24713	
400 U STATES	17265	18203	
	69333	54888	

IMPORTS INTO CANADA FOR CONSUMPTION

Articles and Countries from which Imported	MONTH OF JANUARY 1950		Class Number
	Quantities	Values (\$)	
PINEAPPLE JUICE	GAL		79
234 AUSTRALIA	6113	6527	
383 HAWAII	19346	19068	
400 U STATES	1497	1459	
	26956	27054	
FRUIT SYRUPS CONCENTRD JUICES	GAL		80
100 U KINGDOM	655	1360	
400 U STATES	11156	43692	
	11811	45052	
COCOANUTS	NO		81
235 FIJI	8400	465	
236 NEW ZEAL	10500	615	
384 P RICO	7800	738	
400 U STATES	3775	346	
	30475	2164	
COCOANUT DESICCATED	LB		83
217 CEYLON	244040	39027	
364 PHIL	227620	41743	
400 U STATES	183650	61846	
	655310	142616	
COPRA NOT PREPARED	LB		84
364 PHIL	1120000	94500	
	1120000	94500	
ALMONDS NOT SHELLED	LB		91
400 U STATES	100	20	
	100	20	
BRAZIL NUTS NOT SHELLED	LB		92
309 BRAZIL	660	270	
400 U STATES	200	49	
	860	319	
FILBERTS HAZEL NOT SHELLED	LB		93
PEANUTS GREEN SHELLED OR NOT	LB		94
313 CHINA	735000	104640	
352 MEXICO	1743467	243357	
400 U STATES	1281335	245331	
	3759802	593328	
PECANS NOT SHELLED	LB		95
400 U STATES	50	48	
	50	48	
WALNUTS NOT SHELLED	LB		96
400 U STATES	5195	1553	
	5195	1553	
OTHER NUTS NOT SHELLED	LB		97
231 HONG KONG	50	62	
342 IRAN	92	69	
344 ITALY	866	96	
400 U STATES	9916	2919	
	10924	3146	
ALMONDS SHELLED	LB		101
100 U KINGDOM	25620	10653	
344 ITALY	25574	10497	
366 PORTUGAL	73885	23209	
372 SPAIN	20404	8628	
400 U STATES	807	523	
	146290	53510	
PEANUTS N O P	LB		102
231 HONG KONG	800	290	
400 U STATES	28062	8025	
	28862	8315	
WALNUTS SHELLED	LB		103
313 CHINA	305250	109839	
327 FRANCE	38582	20561	
344 ITALY	19510	9925	
379 TURKEY	41250	18587	
400 U STATES	587	256	
	405179	159168	
OTHER NUTS SHELLED	LB		104
231 HONG KONG	50	51	
344 ITALY	991	811	
372 SPAIN	13503	3366	
379 TURKEY	174163	45865	
400 U STATES	61469	26623	
	250176	76716	
BRAZIL NUTS SHELLED	LB		105
309 BRAZIL	99066	35710	
400 U STATES	660	510	
	99726	36220	
CASHEW NUTS SHELLED	LB		106
215 INDIA	243500	92624	
400 U STATES	17944	7428	
	261444	100052	
PECANS SHELLED	LB		107
400 U STATES	45361	41641	
	45361	41641	
ASPARAGUS FRESH	LB		111
BEANS GREEN FRESH	LB		112
400 U STATES	448401	48843	
	448401	48843	
BEETS FRESH EXCEPT SUGAR BEETS	LB		114
400 U STATES	320576	14207	
	320576	14207	
CABBAGE FRESH	LB		115
400 U STATES	5827737	105841	
	5827737	105841	

IMPORTS INTO CANADA FOR CONSUMPTION

Articles and Countries from which Imported	MONTH OF JANUARY 1950		Class Number	
	Quantities	Values (\$)		
CARROTS FRESH	400 U STATES	LB 3330398	124344	116
CAULIFLOWER FRESH	400 U STATES	LB 1654751	58087	117
CELERY FRESH	400 U STATES	LB 5964140	268661	118
CUCUMBERS FRESH	316 CUBA 400 U STATES	LB 3025 421295	326 27294	119
LETTUCE FRESH	352 MEXICO 400 U STATES	LB 12792 7874199	725 413340	120
MUSHROOMS TRUFFLES FRESH	231 HONG KONG 347 JAPAN 400 U STATES	LB 130 132 95433	490 343 22467	121
ONIONS FRESH	354 NETHRLNDS 400 U STATES	LB 1824 1249810	49 75109	122
PEAS GREEN FRESH	352 MEXICO 400 U STATES	LB 66080 12135	5359 1181	123
POTATOES SWEET FRESH	231 HONG KONG 400 U STATES	CWT 38 11901	677 79046	124
POTATOES FRESH EXCEPT SEED	400 U STATES	CWT 11939 10806	79723 24425	125
SPINACH FRESH	400 U STATES	LB 580702	53289	126
TOMATOES FRESH	224 JAMAICA 227 BAHAMAS 316 CUBA 352 MEXICO 400 U STATES	LB 292248 2127947 525694 2745595 1334861	16236 92201 38716 162752 91815	127
VEGETABLES FRESH N O P	231 HONG KONG 306 BELGIUM 344 ITALY 352 MEXICO 400 U STATES	LB 20663 2154 22846 1829 1731322	2729 1109 1768 188 138859	128
MUSTARD LIQUID		1778814	144653	131
PASTE HASH VEGETABLE MEAT FISH	344 ITALY 400 U STATES	LB 200 360	286 76	132
POTATOES DRIED	400 U STATES	LB 560 198	362 63	133
VEGETABLES DRIED N O P	231 HONG KONG 322 EGYPT 347 JAPAN 400 U STATES	LB 198 3821 13440 350 17560	63 1789 3305 182 4047	134
VEGETABLES FROZEN		35171	9323	135
ASPARAGUS IN CANS		LB		141
BEANS IN CANS		LB		142
CORN IN CANS		LB		143
MUSHROOMS AND TRUFFLES IN CANS	231 HONG KONG 327 FRANCE 347 JAPAN	LB 111 5000 170	288 2210 258	144
PEAS IN CANS		5281	2756	145
TOMATOES IN CANS		LB		146
VEGETABLES N O P IN CANS	400 U STATES	LB 870	327	147
PIMENTOS IN CANS		870	327	148
PICKLES	231 HONG KONG 327 FRANCE 344 ITALY 354 NETHRLNDS	GAL 665 110 912 1699	2070 226 1425 3448	152

IMPORTS INTO CANADA FOR CONSUMPTION

Articles and Countries from which Imported		MONTH OF JANUARY 1950		Class Number
		Quantities	Values (\$)	
	366 PORTUGAL	1100	2437	
	400 U STATES	358	1347	
		4844	10953	
SAUCES N O P AND	CATSUPS			153
	100 U KINGDOM	51	163	
	231 HONG KONG	952	1496	
	400 U STATES	576	4907	
		1579	6566	
SAUCES SOY				155
	231 HONG KONG	1171	1186	
	347 JAPAN	911	1253	
	400 U STATES	271	236	
		2353	2675	
BARLEY BUCKWHEAT AND RYE				161
	400 U STATES	1617	1765	
		1617	1765	
BEANS SOYA				162
	400 U STATES	5495450	235812	
		5495450	235812	
BEANS N O P				163
	203 B E AFR	80614	6582	
	400 U STATES	100590	15194	
		181204	21776	
INDIAN CORN				167
	400 U STATES	261231	389278	
		261231	389278	
OATS				168
PEAS SPLIT				169
	312 CHILE	2756	296	
	377 SYRIA	33069	2024	
	400 U STATES	41740	2145	
		77565	4465	
PEAS WHOLE				170
	400 U STATES	85379	4571	
		85379	4571	
RICE UNCLEARED UNHULLED PADOY				171
	400 U STATES	32848	150465	
		32848	150465	
RICE CLEANED				172
	400 U STATES	1003	11434	
		1003	11434	
WHEAT				174
BARLEY POT PEARL ROAST GROUND				181
BRAN AND MILL FEED				182
	400 U STATES	5968	21165	
		5968	21165	
BUCKWHEAT MEAL OR FLOUR				183
CORN MEAL				184
	400 U STATES	943	6759	
		943	6759	
HOINY CRACKED OR DRIED CORN				185
	400 U STATES	5283	22407	
		5283	22407	
MALT FLOUR				187
	400 U STATES	5000	400	
		5000	400	
OATMEAL AND ROLLED OATS				188
RICE STARCH FLOUR MEAL FEED				189
	231 HONG KONG	200	51	
	400 U STATES	4800	432	
		5000	483	
RYE FLOUR				191
SAGO AND CASSAVA FLDUR EDIBLE				192
	231 HONG KONG	444	30	
	309 BRAZIL	4408	434	
		4852	464	
SEMOLINA				193
WHEAT FLOUR				194
BISCUITS AND BREAD DIETARY				201
	100 U KINGDOM		208	
	400 U STATES		679	
			887	
BISCUITS NOT SWEETENED N O P				203
	100 U KINGDOM	4735	2187	
	318 DENMARK	2740	628	
	400 U STATES	38798	10454	
		46273	13269	
BISCUITS SWEETENED N O P				204
	100 U KINGDOM	195820	65356	
	318 DENMARK	1410	407	
	354 NETHRLNDS	262	51	
	400 U STATES	7850	2472	
		205342	68286	
BREAD PASSOVER MATZO PRODUCTS				205
CEREAL FOODS 25 POUNDS OR LESS				206
	400 U STATES	14634	7238	
		14634	7238	

IMPORTS INTO CANADA FOR CONSUMPTION

Articles and Countries from which Imported	MONTH OF JANUARY 1950		Class Number
	Quantities	Values (\$)	
CEREAL FOODS PREPARED N O P 400 U STATES		13927	207
MACARONI AND VERMICELLI	LB	13927	208
MILK FOODS N O P 100 U KINGDOM 400 U STATES		81 4039 4120	209
ARROWROOT 400 U STATES	LB	17471 2615	221
MALT WHOLE CRUSHED OR GROUND	LB	17471 2615	224
SAGO AND TAPIOCA 218 S MALAYA 309 BRAZIL	LB	68660 3313 4297 448	225
ALL OTHER BREADSTUFFS N O P 400 U STATES		71973 4745	226
COCOANUT OIL N O P EDIBLE 100 U KINGDOM 400 U STATES	CWT	835 835 251 4378 609 10431 860 14809	231
COTTON SEED OIL N O P EDIBLE 400 U STATES	CWT	20267 307738 20267 307738	233
OLIVE OIL N O P EDIBLE 327 FRANCE 328 FR AFRICA 344 ITALY 372 SPAIN 400 U STATES	CWT	28 1209 47 1665 563 18091 16 362 457 10118 1111 31445	234
PEANUT OIL N O P EDIBLE 231 HONG KONG 400 U STATES	CWT	20 602 93 1854 113 2456	235
SOYA BEAN OIL N O P EDIBLE 400 U STATES	CWT	545 7706 545 7706	236
CONFECTIONERY CHOCOLATE 100 U KINGDOM 306 BELGIUM 318 DENMARK 354 NETHRLNDS 360 ISRAEL 400 U STATES	LB	397828 146716 44 51 512 218 2574 1009 3575 2320 1266 845 405799 151159	241
OTHER CONFECTIONS SWEETENED 100 U KINGDOM 354 NETHRLNDS 400 U STATES	LB	1908 338 3240 715 40542 5328 45690 6381	242
FRUITS PEELS CANDIED 400 U STATES	LB	25 17 25 17	243
GINGER PRESERVED 231 HONG KONG 400 U STATES	LB	61244 13162 33 33 61277 13195	244
CHEWING GUM SWEETENED 400 U STATES	LB	1340 444 1340 444	248
SUGAR CANDY CONFECTIONERY N O P 100 U KINGDOM 231 HONG KONG 318 DENMARK 354 NETHRLNDS 360 ISRAEL 365 POLAND 400 U STATES	LB	396804 74689 1290 484 6092 2232 927 300 6624 1888 17708 2982 11324 3823 440639 86398	246
GLUCOSE AND SYRUP CORN SYRUP 400 U STATES	CWT	670 6220 670 6220	251
MOLASSES 20 TO 35 DEGREES 316 CUBA 400 U STATES	GAL	545 95 112904 34778 113449 34873	252
MOLASSES 35 TO 56 DEGREES 400 U STATES	GAL	4897 2524 4897 2524	253
MOLASSES OVER 56 DEGREES	CWT		254
MOLASSES EMPIRE PRODUCTION 223 BARBADOS	GAL	116980 61712 116980 61712	255
SYRUPS AND MOLASSES N O P 100 U KINGDOM 400 U STATES	CWT	175 1220 828 6355 1003 7575	256
SUGAR RAW IMPORTED BY REFINERS 221 S GUIANA 234 AUSTRALIA	CWT	136425 765771 73920 392267	268

IMPORTS INTO CANADA FOR CONSUMPTION

Articles and Countries from which Imported	MONTH OF JANUARY 1950		Class Number
	Quantities	Values (\$)	
235 FIJI	73658	401361	
BUGAR REFINED AND SUGARS N O P	284003	1559399	263
100 U KINGDOM	8	58	
224 JAMAICA	4014	22957	
SUGAR AND SYRUP MAPLE	4022	23015	265
INVERT SUGAR AND SUBSTITUTES			266
400 U STATES	63	902	
	63	902	
COCOA BEANS NOT ROASTED			271
210 G COAST	22400	433077	
224 JAMAICA	4543	90518	
309 BRAZIL	6476	167766	
321 ECUADOR	44	1551	
400 U STATES	3416	97984	
	36879	790896	
COCOA BUTTER			273
100 U KINGDOM	181298	122098	
309 BRAZIL	334686	123562	
	515984	245660	
COCOA PASTE NOT SWEETENED			274
100 U KINGDOM	105952	13559	
309 BRAZIL	43982	11080	
	149934	24639	
COCOA PASTE SWEETENED			275
100 U KINGDOM	17920	4974	
	17920	4974	
COCOA OR CHOCOLATE POWDER			276
100 U KINGDOM	111200	23158	
327 FRANCE	33132	7156	
354 NETHRLNDS	27847	7225	
400 U STATES	7800	2241	
	179979	39780	
COCOA AND CHOCOLATE PREPS N O P			277
100 U KINGDOM	164964	31666	
309 BRAZIL	10979	1233	
354 NETHRLNDS	130	320	
400 U STATES	28810	4183	
	204883	37402	
CHICORY			282
354 NETHRLNDS	11200	1074	
400 U STATES	6632	2015	
	17832	3089	
COFFEE GREEN IMPORTED DIRECT			283
100 U KINGDOM	932127	534252	
203 B E AFR	718827	302106	
225 TRINIDAD	101500	35000	
309 BRAZIL	2617164	978925	
314 COLOMBIA	1723735	833361	
320 OOM REP	49651	26714	
321 ECUADOR	45581	20211	
323 EL SALVD	88344	44944	
325 ETHIOPIA	17557	10587	
337 GUATEMALA	371397	138543	
338 HAITI	191699	77115	
352 MEXICO	189461	75205	
383 HAWAII	20000	6656	
387 VENEZUELA	284796	140668	
	7351839	3224287	
COFFEE GREEN N O P			284
COFFEE ROASTED NOT DIRECT			285
100 U KINGDOM	147	74	
400 U STATES	119	71	
	266	145	
COFFEE AND SUBSTITUTES N O P			286
400 U STATES	60000	21216	
	60000	21216	
COFFEE EXTRACT OF N D P			287
100 U KINGDOM	2527	934	
400 U STATES	12358	32591	
	14885	33525	
CLOVES UNGROUND			291
100 U KINGDOM	4900	934	
203 B E AFR	32900	5763	
	37800	6697	
GINGER UNGROUND			292
231 HONG KONG	1100	169	
400 U STATES	298	84	
	1398	253	
MUSTARD GROUND			293
100 U KINGDOM	12960	7718	
	12960	7718	
NUTMEGS AND MACE UNGROUND			294
228 LEEW WIND	22000	7230	
400 U STATES	997	345	
	22997	7575	
NUTMEGS AND MACE GROUND			295
PEPPER UNGROUND			296
215 INDIA	104822	134315	
217 CEYLON	11200	14503	

IMPORTS INTO CANADA FOR CONSUMPTION

Articles and Countries from which Imported	MONTH OF JANUARY 1950		Class Number
	Quantities	Values (\$)	
218 B MALAYA	5600	12888	
321 ECUADOR	8740	2994	
400 U STATES	13835	20412	
	144197	185112	
SPICES M O P UNGROUND	LB		297
224 JAMAICA	3500	665	
231 HONG KONG	300	30	
313 CHINA	11200	765	
355 INDONESIA	2324	411	
400 U STATES	16870	3219	
	34194	5090	
GINGER AND SPICES M O P GROUND	LB		298
231 HONG KONG	30	22	
372 SPAIN	12870	4836	
400 U STATES	26902	7021	
	39802	11879	
TONQUIN BEANS CRUDE	LB		299
VANILLA BEANS CRUDE	LB		300
331 FR OCEANA	2845	5341	
400 U STATES	3665	9716	
	6510	15057	
BEEDS AROMATIC CRUDE UNGROUND	LB		301
100 U KINGDOM	50	13	
354 NETHRLNDS	3190	410	
400 U STATES	4	38	
	3244	461	
TEA CEYLON BLACK DIRECT	LB		321
100 U KINGDOM	3125	1815	
217 CEYLON	1386240	868353	
	1389365	870168	
TEA CEYLON BLACK M O P	LB		322
400 U STATES	271	432	
	271	432	
TEA CEYLON GREEN DIRECT	LB		323
TEA CEYLON GREEN M O P	LB		324
TEA CHINA BLACK DIRECT	LB		325
100 U KINGDOM	119	75	
231 HONG KONG	5355	2981	
313 CHINA	21515	6111	
	26989	9167	
TEA CHINA BLACK M O P	LB		326
TEA CHINA GREEN DIRECT	LB		327
231 HONG KONG	137	62	
	137	62	
TEA CHINA GREEN M O P	LB		328
TEA INDIA BLACK DIRECT	LB		329
100 U KINGDOM	16224	6366	
215 INDIA	3119556	1526749	
	3135780	1533115	
TEA INDIA BLACK M O P	LB		330
400 U STATES	360	268	
	360	268	
TEA INDIA GREEN DIRECT	LB		331
TEA INDIA GREEN M O P	LB		332
TEA JAPAN GREEN DIRECT	LB		333
347 JAPAN	37260	15398	
	37260	15398	
TEA JAPAN GREEN M O P	LB		334
TEA OTHER BLACK DIRECT	LB		335
100 U KINGDOM	45627	23364	
203 B E AFR	324975	150832	
216 PAKISTAN	92714	40146	
217 CEYLON	2453	1185	
218 B MALAYA	32500	13495	
355 INDONESIA	70875	36032	
	569144	265054	
TEA OTHER BLACK M O P	LB		336
400 U STATES	78	153	
	78	153	
TEA OTHER GREEN DIRECT	LB		337
TEA OTHER GREEN M O P	LB		338
EMPIRE TEA DUST FOR CAFFEINE	LB		339
VINEGAR	GAL		341
YEAST IN CAKES AND PACKAGES	LB		352
400 U STATES	186	178	
	186	178	
YEAST IN BULK	LB		353
400 U STATES	12592	1815	
	12592	1815	
HOPS	LB		362
100 U KINGDOM	4383	3750	
317 CZECHO S	11856	17274	
400 U STATES	183146	161730	
	199385	182754	

IMPORTS INTO CANADA FOR CONSUMPTION

Articles and Countries from which Imported	MONTH OF JANUARY 1950		Class Number
	Quantities	Values (\$)	
LIQUORICE UNSWEETENED 400 U STATES	LB 67028	12792	364
	67028	12792	
MALT SYRUP AND EXTRACTS	LB		365
100 U KINGDOM	19026	3293	
400 U STATES	84665	18896	
	103691	22189	
ESSENCES EXTRACTS N O P	GAL		367
100 U KINGDOM	11	54	
400 U STATES	11	361	
	22	415	
FOODSTUFFS TAR 18A 19 140A 206			369
400 U STATES		1523	
		1523	
VEGETABLE FOOD PRODUCTS N O P			390
100 U KINGDOM		6932	
231 HONG KONG		1559	
400 U STATES		25896	
		34387	

IMPORTS INTO CANADA FOR CONSUMPTION

Articles and Countries from which Imported	MONTH OF JANUARY 1950		Class Number
	Quantities	Values (\$)	
AGRICULTURAL PRODUCTS			
B OTHER THAN FOOD			
ALE BEER PORTER AND STOUT	GAL		1501
100 U KINGDOM	5319	9561	
	5319	9561	
BRANDY	P GAL		1511
207 UN SO AFR	6701	21042	
234 AUSTRALIA	4281	10392	
327 FRANCE	2537	33938	
366 PORTUGAL	681	2476	
372 SPAIN	116	1183	
	14316	69031	
CORDIALS AND LIQUEURS N O P	P GAL		1512
100 U KINGDOM	901	18941	
225 TRINIDAD	369	6585	
231 HONG KONG	48	1010	
234 AUSTRALIA	95	813	
318 DENMARK	292	4202	
327 FRANCE	2133	24767	
344 ITALY	7	68	
354 NETHRLNDS	733	9667	
359 NORWAY	140	889	
384 P RICO	88	100648	
400 U STATES	71	1227	
	4877	468817	
GIN	P GAL		1513
100 U KINGDOM	5202	26003	
354 NETHRLNDS	267	1081	
	5469	27084	
RUM	P GAL		1514
100 U KINGDOM	11865	405961	
221 B GUIANA	39085	59400	
223 BARBADOS	5397	16706	
224 JAMAICA	17465	75792	
225 TRINIDAD	2782	14618	
227 BAHAMAS	235	2315	
234 AUSTRALIA	566	1100	
316 CUBA	607	4445	
318 DENMARK	39	239	
327 FRANCE	81	647	
382 VIRGIN IS	2080	2751	
384 P RICO	1020	8110	
	81222	592084	
WHISKEY	P GAL		1515
100 U KINGDOM	66058	532575	
201 IRELAND	21	176	
400 U STATES	21610	92886	
	87689	625637	
ABSINTHE ALCOHOLIC LIQUORS N O P	P GAL		1516
327 FRANCE	14	117	
	14	117	
WINES NON SPARKLING	GAL		1530
100 U KINGDOM	2701	33998	
207 UN SO AFR	9541	18691	
234 AUSTRALIA	18426	32840	
312 CHILE	533	418	
327 FRANCE	6268	21298	
328 FR AFRICA	1505	2165	
335 GERMANY	80	614	
336 GREECE	380	442	
344 ITALY	4332	16439	
360 ISRAEL	248	1300	
366 PORTUGAL	14495	33261	
372 SPAIN	4957	27843	
376 SWITZRLND	50	220	
400 U STATES	2536	3771	
	66052	193300	
WINES SPARKLING	GAL		1560
306 BELGIUM	42	452	
327 FRANCE	1422	17182	
	1464	17634	
GUMS AMBER AND ARABIC	LB		1571
214 A E SUDAN	11023	1097	
400 U STATES	17804	3419	
	28827	4516	
GUMS AUSTRAL COPAL DAMAR ETC	CWT		1572
100 U KINGDOM	1140	11893	
218 B MALAYA	348	2294	
400 U STATES	1121	19291	
	2609	33478	
GUMS BARBEKRY ELEMI GEDDA ETC	CWT		1573
400 U STATES	253	13060	
	253	13060	
BURGUNDY PITCH	LB		1575
400 U STATES	6572	1040	
	6572	1040	
CHICLE OR SAPPATO GUM CRUDE	LB		1576
400 U STATES	61913	35010	
	61913	35010	
DRAGONS BLOOD	LB		1578
400 U STATES	52	108	
	52	108	
LAC CRUDE SEED STICK AND SHELL	CWT		1579
100 U KINGDOM	22	1251	
215 INDIA	1486	58013	
371 SIAM	906	50370	

IMPORTS INTO CANADA FOR CONSUMPTION

Articles and Countries from which Imported	MONTH OF JANUARY 1950		Class Number	
	Quantities	Values (\$)		
RESIN OR ROSIN	400 U STATES	642	35426	1580
		3056	145060	
ROBIN SIZING	400 U STATES	CWT 19262	129040	1581
		CWT 19262	129040	
WAX SEALING	400 U STATES	7045	55324	1582
		7045	55324	
GUMS AND BLENDS N O P	100 U KINGDOM		96	1583
	400 U STATES		797	
			893	
TALL OIL AND TALL OIL PITCH	400 U STATES	LB 37049	16859	1584
		37049	16859	
COTTON SEED CAKE AND MEAL		CWT		1591
LINSEED OIL CAKE AND MEAL		CWT		1592
PALM NUT CAKE AND MEAL		CWT		1593
SOYA BEAN OIL CAKE AND MEAL	400 U STATES	CWT 47556	176799	1594
		47556	176799	
SOYA BEAN FLOUR	400 U STATES	CWT 883	9619	1595
		883	9619	
CASTOR OIL NOT EDIBLE	100 U KINGDOM	CWT 42	696	1601
	215 INDIA	336	5304	
	309 BRAZIL	4367	66892	
	362 PARAGUAY	357	5525	
	400 U STATES	707	17431	
		5809	95848	
CHINAWOOD OIL NOT EDIBLE	400 U STATES	CWT 4240	122928	1602
		4240	122928	
COCOANUT OIL NOT EDIBLE	100 U KINGDOM	CWT 6044	96734	1603
	217 CEYLON	1689	26710	
	400 U STATES	4266	56633	
COTTON SEED OIL	400 U STATES	CWT 11999	180077	1605
		75400	851984	
		75400	851984	
ESSENTIAL OIL N O P	100 U KINGDOM	LB 19306	10983	1606
	217 CEYLON	2240	1937	
	224 JAMAICA	910	5484	
	228 LEEW WIND	210	1365	
	327 FRANCE	2489	10822	
	337 GUATEMALA	400	884	
	376 SWITZRLND	42	1053	
	400 U STATES	46115	113593	
		71712	146121	
EUCALYPTUS OIL	400 U STATES	LB 65	106	
		65	106	
FLAXSEED OR LINSEED OIL	400 U STATES	CWT 27	708	1608
		27	708	
FOOTS OF COTTON SEED OR OLIVES	400 U STATES	CWT 58	904	1609
		58	904	
OLIVE OIL FOR MANUFACTURING	327 FRANCE	CWT 507	10841	1610
		507	10841	
PALM AND PALM KERNEL OIL	100 U KINGDOM	CWT 1118	17277	1611
	400 U STATES	4800	51071	
		5918	68348	
PEANUT OIL	400 U STATES	CWT 7288	86524	1613
		7288	86524	
PEPPERMINT OIL	400 U STATES	LB 4844	29600	1614
		4844	29600	
PERILLA OIL		CWT		1615
RESIN OIL	400 U STATES	CWT 226	1005	1617
		226	1005	
SESAME SEED OIL	231 HONG KONG	CWT 6	267	1618
		6	267	
SOYA BEAN OIL FOR MANUFACTURE	400 U STATES	CWT 2439	31239	1619
		2439	31239	
VEGETABLE OIL N O P NOT EDIBLE	400 U STATES	CWT 3371	53706	1620
		3371	53706	

IMPORTS INTO CANADA FOR CONSUMPTION

Articles and Countries from which Imported	MONTH OF JANUARY 1950		Class Number
	Quantities	Values (\$)	
RAPE SEED OIL	CWT		1621
CASHEW NUT SHELL OIL	CWT		1622
BITICICA OIL	CWT		1623
SUNFLOWER SEED OIL	CWT		1624
VEGETABLE OILS FOR TEXTILES	CWT		1628
100 U KINGDOM	4	49	
400 U STATES	804	21140	
	808	21189	
LEMON OIL AND ORANGE OIL	LB		1626
100 U KINGDOM	507	868	
344 ITALY	5480	15272	
400 U STATES	4476	10276	
	10463	26416	
SPEARMINT OIL	LB		1627
400 U STATES	4367	19215	
	4367	19215	
ROSE BUSHES NOP	NO		1646
354 NETHRLNDS	36834	9224	
400 U STATES	29303	9887	
	66137	19111	
BUSHES ROOTS AND VINES N O P	NO		1647
354 NETHRLNDS	2652	424	
400 U STATES	53000	2235	
	55652	2659	
APPLE TREES N O P	NO		1651
PEACH TREES AND JUNE BUDS NOP	NO		1653
FRUIT TREES N O P	NO		1657
400 U STATES	960	588	
	960	588	
AZALEAS RHODODENDRONS ETC			1662
100 U KINGDOM		1600	
306 BELGIUM		22372	
347 JAPAN		1809	
354 NETHRLNDS		5458	
400 U STATES		6374	
		37613	
PALMS FERNS FICUS CANNAS ETC			1663
354 NETHRLNDS		1574	
400 U STATES		992	
		2566	
TULIP BULBS			1664
GLADIOLI BULBS			1665
354 NETHRLNDS		1116	
400 U STATES		39	
		1155	
FLOWERS AND FOLIAGE CUT			1666
400 U STATES		138	
		138	
TREES SEEDLING STOCK			1668
100 U KINGDOM		108	
400 U STATES		397	
		505	
FLORIST OR NURSERY STOCK N O P			1669
100 U KINGDOM		781	
354 NETHRLNDS		9968	
400 U STATES		11704	
		22453	
LATEX	LB		1680
100 U KINGDOM	28595	6898	
217 CEYLON	29436	7067	
218 B MALAYA	52312	12462	
355 INDONESIA	22015	5962	
400 U STATES	458745	110085	
	591103	142474	
BALATA CRUDE	LB		1681
400 U STATES	500	1602	
	500	1602	
GUTTA PERCHA UNMANUFACTURED	LB		1682
RUBBER CRUDE CAOUTCHOUC	LB		1683
100 U KINGDOM	2240	951	
217 CEYLON	1932062	348363	
218 B MALAYA	7467848	1144105	
352 MEXICO	800	126	
400 U STATES	232239	53363	
	9635189	1546908	
COMB BLANKS OF HARD RUBBER			1684
400 U STATES		974	
		974	
RUBBER POWDERED WASTE OR JUNK	CWT		1687
400 U STATES	2426	10783	
	2426	10783	
RUBBER RECOVERED	CWT		1688
400 U STATES	18300	156921	
	18300	156921	
RUBBER SUBSTITUTE OR SYNTHETIC	CWT		1689
400 U STATES	2472	84673	
	2472	84673	
RUBBER THREAD NOT COVERED	LB		1690
100 U KINGDOM	12188	9743	

IMPORTS INTO CANADA FOR CONSUMPTION

Articles and Countries from which Imported	MONTH OF JANUARY 1950		Class Number
	Quantities	Values (\$)	
400 U STATES	4388	5355	
HARD RUBBER STRIP SHEET ROD	16576	15098	
100 U KINGDOM	LB		1691
335 GERMANY	117	59	
BATHING SHOES RUBBER	299	119	
400 U STATES	416	178	
400 U STATES	PAIR		1700
BELTING RUBBER	12	10	
100 U KINGDOM	12	10	
400 U STATES		284	1701
CANVAS SHOES RUBBER SOLES		14171	
400 U STATES	PAIR	14455	1702
BOOTS AND SHOES RUBBER N O P	67	236	
100 U KINGDOM	67	236	
317 CZECHO S	PAIR		1703
400 U STATES	25	43	
CEMENT RUBBER	4530	2296	
100 U KINGDOM	659	1940	
400 U STATES	5214	4279	
400 U STATES		19	1704
CLOTHING RUBBER N O P		50217	
100 U KINGDOM		50236	
400 U STATES		2160	1705
GLOVES RUBBER		1074	
100 U KINGDOM	DZ PR	3234	1706
400 U STATES	290	1007	
GOLF BALLS	1624	7370	
100 U KINGDOM	1914	8377	
400 U STATES	DOZ		1707
HEELS RUBBER	28	98	
400 U STATES	3	13	
HOSE RUBBER OR RUBBER LINED	31	111	
100 U KINGDOM	PAIR		1708
400 U STATES	11546	1505	
WATER BOTTLES RUBBER	11546	1505	
MATERIALS FOR SEALING COMPOUND		818	1709
400 U STATES		67977	
MATS AND MATTING RUBBER		68795	
100 U KINGDOM		3499	1710
400 U STATES		3499	
PACKING RUBBER		5541	1711
RAINCATS RUBBER		5541	
100 U KINGDOM		476	1712
400 U STATES		41805	
TIRE CASINGS FOR BICYCLES		42281	1713
100 U KINGDOM		1338	
400 U STATES		20197	
TIRE CASINGS N O P		21535	1714
100 U KINGDOM	NO		
327 FRANCE	18	272	
400 U STATES	241	682	
TIRE CASINGS N O P	259	954	1715
100 U KINGDOM	NO		
400 U STATES	5630	3711	
MANUFACTURES OF RUBBER N O P	2620	2423	
100 U KINGDOM	8250	6134	
305 AUSTRIA			1716
335 GERMANY			
400 U STATES			
TIRE CASINGS N O P			
100 U KINGDOM	NO		
327 FRANCE	96	674	
400 U STATES	36	2487	
TIRE CASINGS N O P	681	29131	
100 U KINGDOM	813	32292	
400 U STATES	NO		1717
TIRE CASINGS N O P	517	2125	
100 U KINGDOM	517	2125	
400 U STATES	NO		1718
TIRE CASINGS N O P			
100 U KINGDOM		1738	1719
305 AUSTRIA		4850	
335 GERMANY		6588	
400 U STATES			
TIRE CASINGS N O P			
100 U KINGDOM		19214	1720
305 AUSTRIA		838	
335 GERMANY		553	
400 U STATES		429813	
TIRE CASINGS N O P		450418	
100 U KINGDOM	NO		1721
400 U STATES	4958	1519	
GASKETS AND WASHERS RUBBER	4958	1519	
100 U KINGDOM		130	1722
400 U STATES		32049	
DRUGGISTS SUNDRIES RUBBER		32179	
100 U KINGDOM			1723
400 U STATES		1350	
		44583	
		45933	

IMPORTS INTO CANADA FOR CONSUMPTION

Articles and Countries from which Imported	MONTH OF JANUARY 1950		Class Number
	Quantities	Values (\$)	
TIRE REPAIR MATERIAL OF RUBBER 400 U STATES		13739	1724
		13739	
NURSING NIPPLES RUBBER 100 U KINGDOM 400 U STATES	CROSS 50	278	1725
	3556	10377	
	3606	10655	
FLOORING AND TILE OF RUBBER 100 U KINGDOM 400 U STATES	SQ YD 4720	9992	1726
	31684	79472	
	36404	89464	
V BELTS CHIEFLY OF RUBBER 100 U KINGDOM 400 U STATES		759	1727
		80277	
		81036	
ANNATTD SEED	LB		1741
SUGAR BEET SEED 400 U STATES	LB 100100	17698	1744
	100100	17698	
SEEDS FOR BLENDING 100 U KINGDOM 215 INDIA 400 U STATES	LB 6720	1038	1746
	14420	2487	
	357485	11008	
	378625	14533	
COTTON SEED	CWT		1747
CLOVER SEED 100 U KINGDOM 317 CZECHOS 400 U STATES	LB 1249688	452781	1750
	2205	1159	
	23000	34759	
	1274893	488699	
FLAX SEED	BUSH		1751
BENT GRASS SEED 400 U STATES	LB 5260	4482	1753
	5260	4482	
GRASS SEED TIMOTHY 400 U STATES	LB 332369	84351	1754
	332369	84351	
GRASS SEED N O P 318 DENMARK 400 U STATES	LB 78589	27140	1755
	291743	134358	
	370332	161498	
MILLET AND RAPE SEED 100 U KINGDOM 400 U STATES	LB 17801	1997	1756
	116085	7312	
	133886	9309	
MUSHROOM SPAWN 400 U STATES		4908	1757
		4908	
PEAS AND BEANS SEED U KINGDOM	LB		1758
SEED POTATOES	CWT		1759
SEEDS 5 DOLLARS OR OVER PER LB 100 U KINGDOM 354 NETHRLNDS 400 U STATES		120	1762
		1656	
		10581	
		12357	
GARDEN FIELD RDOT SEEDS N O P 100 U KINGDOM 231 HONG KONG 312 CHILE 318 DENMARK 354 NETHRLNDS 358 NICARAGUA 400 U STATES		2717	1766
		237	
		512	
		672	
		7635	
		646	
		120850	
		133269	
TOBACCO TURKISH UNSTEMMED 204 S RHOD 206 N RHOD 336 GREECE 379 TURKEY 400 U STATES	LB 3539	1887	1776
	9149	4951	
	2810	3347	
	9419	9135	
	1676	1969	
	26593	21289	
TOBACCO TURKISH STEMMED	LB		1777
TOBACCO FLUE CURED UNSTEMMED 400 U STATES	LB 5313	3610	1778
	5313	3610	
CIGAR LEAF UNSTEMMED 316 CUBA 355 INDONESIA 400 U STATES	LB 7317	13511	1779
	2638	13336	
	31031	91818	
	40986	118665	
TOBACCO N O P UNSTEMMED 377 SYRIA	LB 3549	1595	1780
	3549	1595	
TOBACCO FLUE CURED STEMMED	LB		1781
CIGAR LEAF STEMMED 316 CUBA 400 U STATES	LB 28356	43760	1782
	131	213	
	28487	43973	

IMPORTS INTO CANADA FOR CONSUMPTION

Articles and Countries from which Imported	MONTH OF JANUARY 1950		Class Number
	Quantities	Values (\$)	
TOBACCO N O P STEMMED 400 U STATES	LB 351	390	1783
CIGARS 316 CUBA 400 U STATES	LB 96 57 153	833 385 1218	1784
CIGARETTES 100 U KINGDOM 400 U STATES	LB 195 44027 44222	417 70178 70595	1785
SNUFF 100 U KINGDOM	LB 250	849	1786
TOBACCO CUT 100 U KINGDOM 400 U STATES	LB 4790 16848 21638	10484 22069 32553	1787
TOBACCO MANUFACTURED N O P 100 U KINGDOM 400 U STATES	LB 100 4500 4600	162 2458 2620	1788
LOCUST BEANS LOCUBT BEAN MEAL 400 U STATES	LB 226	75	1811
BRISTLES N O P	LB	75	1812
SBROOM CORN 344 ITALY 400 U STATES		5174 27522 32696	1813
CATTLE FOOD WITH MOLASSES 400 U STATES		796	1815
DRUGS CRUDE BARKS FLOWERS 215 INDIA 231 HONG KONG 306 BELGIUM 314 COLOMBIA 323 EL SALVD 400 U STATES		3249 5543 305 199 1070 17552 27918	1816
GLUE VEGETABLE 400 U STATES	LB 1208	331	1817
HAY AND STRAW 400 U STATES	TON 205	3565	1818
IVORY NUTS		3565	1819
MUCILAGE AND ADHESIVE PASTE 100 U KINGDOM 400 U STATES	LB 561 14181 14742	170 3961 4131	1824
PALM LEAF UNMANUFACTURED			1825
ROOTS MEDICINAL ALKANET JALAP 400 U STATES		106	1827
STARCH AND PREPARATIONS N O P 231 HONG KONG 400 U STATES	LB 17 300825 300842	14 18739 18753	1828
STARCH POTATO POTATO FLOUR 354 NETHRLNDS 400 U STATES	LB 10912 70300 81212	591 4162 4753	1829
STARCH FOR PASTE	LB		1830
TAR PINE CRUDE IN BULK 400 U STATES	GAL 30660	11271	1832
TEASELS		11271	1833
TURPENTINE RAW OR CRUDE 400 U STATES	LB 97160	6366	1834
TURPENTINE SPIRITS OF 352 MEXICO 400 U STATES	GAL 6819 79455 86274	3526 42778 46304	1835
VEGETABLE PRODUCTS N O P 100 U KINGDOM 231 HONG KONG 344 ITALY 347 JAPAN 400 U STATES		681 274 917 110 13430 15412	1836
VEGETABLE COLOURING 100 U KINGDOM 400 U STATES		1614 24429 26043	1839
DEXTRINE STARCH MIXTURES N O P 354 NETHRLNDS 400 U STATES	LB 22046 174607 196653	1425 13095 14520	1840

IMPORTS INTO CANADA FOR CONSUMPTION

Articles and Countries from which Imported	MONTH OF JANUARY 1950		Class Number
	Quantities	Values (\$)	
DEXTRINE STARCH NOT A PASTE 400 U STATES	LB 100	14	1841
	100	14	
DISTILLERS SOLUBLES 400 U STATES		7035	1842
		7035	
VEGETABLE FLOUR MOP NOT EDIBLE 231 HONG KONG		140	1843
400 U STATES		18564	
		18704	
NON FOODS TAR 68A 206 662 809 400 U STATES		295	1844
		295	
VEGETABLE FLAVOURINGS 400 U STATES		11306	1845
		11306	
SIZING PREPARATIONS M O P 400 U STATES	LB 67958	8779	1846
	67958	8779	

IMPORTS INTO CANADA FOR CONSUMPTION

Articles and Countries from which Imported	MONTH OF JANUARY 1950		Class Number
	Quantities	Values (\$)	
ANIMALS AND ANIMAL PRODUCTS			
CATTLE PURE BRED	NO		2012
100 U KINGDOM	4	909	
400 U STATES	24	18306	
	28	19215	
BABY CHICKS	NO		2013
DOGS PURE BRED	NO		2014
100 U KINGDOM	8	359	
400 U STATES	19	2154	
	27	2513	
FOWLS DOMESTIC PURE BRED	NO		2015
400 U STATES	22	129	
	22	129	
HORSES PURE BRED	NO		2018
400 U STATES	1	597	
	1	597	
RABBITS PURE BRED	NO		2019
SHEEP PURE BRED	NO		2020
400 U STATES	6	720	
	6	720	
ANIMALS FOR IMP OF STOCK N O P	NO		2021
400 U STATES	3	884	
	3	884	
HORSES N O P	NO		2035
400 U STATES	38	34950	
	38	34950	
LIVESTOCK N O P	NO		2037
400 U STATES	17	1821	
	17	1821	
BEES	NO		2041
FOXES	NO		2042
LEECHES	NO		2043
PIGEONS HOMING AND PHEASANTS			2044
400 U STATES		138	
		138	
TURTLES			2045
400 U STATES		482	
		482	
ALL OTHER ANIMALS LIVING N O P			2046
100 U KINGDOM		25	
234 AUSTRALIA		49	
306 BELGIUM		196	
318 DENMARK		60	
354 NETHRLNDS		162	
400 U STATES		356	
		3848	
MINK	NO		2047
400 U STATES	451	19943	
	451	19943	
BONES CRUDE	CWT		2051
400 U STATES	15	432	
	15	432	
BONE DUST CHARRED BONE	CWT		2052
100 U KINGDOM	2760	4399	
400 U STATES	2950	23972	
	5710	28371	
BONE PITCH CRUDE ONLY	CWT		2053
400 U STATES	527	2947	
	527	2947	
CHARCOAL ANIMAL FOR SUGAR	CWT		2054
100 U KINGDOM	1132	8681	
	1132	8681	
IVORY AND MANUFACTURES			2063
400 U STATES		353	
		353	
BUTTON BLANKS OF SHELL ROUGH			2071
313 CHINA		3793	
347 JAPAN		1002	
400 U STATES		1127	
		5922	
SHELLS UNMANUFACTURED FOSSILS			2073
400 U STATES		4710	
		4710	
SHELLS N O P CRUSHED OR GROUND	CWT		2074
400 U STATES	60	75	
	60	75	
OYSTER SHELLS CRUSHED OR NOT	CWT		2075
400 U STATES	58109	32610	
	58109	32610	
FEATHERS NATURAL			2081
100 U KINGDOM		52	
207 UN SO AFR		1465	
231 HONG KONG		7642	
304 ARGENTINA		201	
313 CHINA		2377	
317 CZECHO S		17	
327 FRANCE		1163	
400 U STATES		15777	
		28694	
BADMINTON SHUTTLECOCKS BIRDS	GROSS		2083
100 U KINGDOM	15	486	
	15	486	

IMPORTS INTO CANADA FOR CONSUMPTION

Articles and Countries from which Imported	MONTH OF JANUARY 1950		Class Number
	Quantities	Values (\$)	
MANUFACTURES OF FEATHERS N O P			2084
100 U KINGDOM		510	
317 CZECHO S		597	
327 FRANCE		668	
352 MEXICO		88	
400 U STATES		2786	
		4649	
FEATHERBONE COILS			2085
400 U STATES		2874	
		2874	
QUILLS NATURAL OR UNPLUMED			2086
400 U STATES		1677	
		1677	
COD HADDOCK POLLOCK FRESH	LB		2091
341 ICELAND	18162	454	
	18162	454	
HALIBUT FRESH	LB		2092
400 U STATES	11628	2249	
	11628	2249	
FISH LIVERS	LB		2093
400 U STATES	44341	11579	
	44341	11579	
HERRINGS FRESH	LB		2094
LIVE FISH AND EGGS PROPAGATING			2095
400 U STATES		4011	
		4011	
LOBSTERS FRESH	LB		2096
400 U STATES	9386	6310	
	9386	6310	
MACKEREL FRESH	LB		2097
OYSTERS SEED AND BREEDING			2098
OYSTERS IN THE SHELL	BRL		2099
400 U STATES	35	614	
	35	614	
OYSTERS SHELLED IN BULK	GAL		2100
400 U STATES	13740	79782	
	13740	79782	
SALMON FRESH	LB		2101
SQUID FRESH			2102
231 HONG KONG		768	
347 JAPAN		239	
400 U STATES		581	
		1588	
FISH ALL OTHER FRESH	LB		2103
234 AUSTRALIA	30800	4850	
363 PERU	18679	2434	
400 U STATES	57395	8166	
	106874	15450	
COD HADDOCK POLLOCK DRIED	LB		2111
400 U STATES	108	50	
	108	50	
COD HADDOCK POLLOCK SALTED	LB		2113
HALIBUT SALTED	LB		2114
HERRINGS SALTED	LB		2115
100 U KINGDOM	9716	1198	
354 NETHRLNOS	130495	16439	
359 NORWAY	56918	5879	
375 SWEDEEN	12500	850	
	209629	24366	
MACKEREL PICKLED	LB		2117
SALMON SALTEO	LB		2118
SALMON SMOKED	LB		2119
FISH DRIED N O P	LB		2120
231 HONG KONG	955	546	
347 JAPAN	280	326	
400 U STATES	835	417	
	2070	1289	
FISH ALL OTHER SALTED	LB		2121
231 HONG KONG	5783	3092	
400 U STATES	1118	211	
	6901	3303	
FISH OTHER SMOKED OR BONELESS	LB		2122
400 U STATES	163	141	
	163	141	
CRABS CLAMS SHRIMPS CANNED	LB		2131
400 U STATES	20580	22330	
	20580	22330	
KIPPERED HERRINGS CANNED	LB		2132
100 U KINGDOM	525	113	
359 NORWAY	7126	1932	
	7651	2045	
LOBSTERS CANNED PREPARED N O P	LB		2133
207 UN 80 AFR	8250	7514	
	8250	7514	
OYSTERS SHELLED IN CANS	QUART		2136
400 U STATES	2196	3220	
	2196	3220	

IMPORTS INTO CANADA FOR CONSUMPTION

Articles and Countries from which Imported	MONTH OF JANUARY 1950		Class Number
	Quantities	Values (\$)	
OYSTERS PREPARED PRESERVED NOP 231 HONG KONG	LB 780	1042	2137
SALMON CANNED PREPARED N O P	LB 780	1042	2138
PILCHARD CANNED 400 U STATES	LB 181920	15807	2139
ANCHOVIES SARDINES CANNED 353 MOROCCO 359 NORWAY 366 PORTUGAL 375 SWEDEEN	LB 5543 33142 10490 572	1855 21855 7014 229	2140
TUNA FISH CANNED	LB 49747	30953	2143
FISH PRESERVED IN OIL N D P 231 HONG KONG 344 ITALY 400 U STATES		1240 239 195	2144
FISH PREPARED OR PRESERVED NOP 100 U KINGDOM 231 HONG KONG 344 ITALY 347 JAPAN 359 NORWAY 400 U STATES		818 1886 656 634 1094 1336	2145
HERRINGS CANNED 100 U KINGDOM 359 NORWAY	LB 3750 1632	1090 750	2146
FISH OFFAL OR REFUSE 400 U STATES	CWT 256	358	2151
SPONGES OF MARINE PRODUCTION 100 U KINGDOM 316 CUBA 400 U STATES		93 180 1962	2152
FISHERY PRODUCTS N O P 231 HONG KONG 347 JAPAN 400 U STATES		2235 1001 349 48576	2153
FISH MEAL	CWT 256	358	2154
FUR SKINS CHINA AND JAP MINK 400 U STATES	NO 14348	24380	2155
FUR SKINS OPOSSUM UNDRRESSED 400 U STATES	NO 7113	1837	2156
FUR SKINS RACCOON UNDRRESSED 400 U STATES	NO 21288	24921	2157
FUR SKINS SHEEP LAMB UNDRRESSED 207 UN SO AFR 304 ARGENTINA 386 URUGUAY 400 U STATES	NO 5000 8065 1400 25153	6057 11707 2956 74815	2158
FUR SKINS VISCACHA UNDRRESSED	NO 39618	95535	2159
FUR SKINS WALLABY UNDRRESSED	NO		2160
FUR SKINS MARINE UNDRRESSED	NO		2161
FUR SKINS FOX UNDRRESSED 400 U STATES	NO 362	4809	2162
FUR SKINS KOLINSKY UNDRRESSED 400 U STATES	NO 7285	32972	2163
FUR SKINS MINK UNDRRESSED 100 U KINGDOM 400 U STATES	NO 403 22589	5964 423248	2164
FUR SKINS MUSKRAT UNDRRESSED 400 U STATES	NO 22992	429212	2165
FUR SKINS PERSIAN LAMB UNDRRESSED 400 U STATES	NO 420509	710143	2166
FUR SKINS RABBIT UNDRRESSED 400 U STATES	NO 111604	614634	2167
FUR SKINS SQUIRREL UNDRRESSED 400 U STATES	NO 51690	11078	2168
FUR SKINS UNDRRESSED N O P 100 U KINGDOM 313 CHINA 376 SWITZRLND	NO 145 5200 2000	490 2292 862	2169

IMPORTS INTO CANADA FOR CONSUMPTION

Articles and Countries from which Imported	MONTH OF JANUARY 1950		Class Number
	Quantities	Values (\$)	
400 U STATES	111588	124873	
ABTRACHAN RUSSIAN HARE DRESSED	118933	128517	2171
RABBIT SKINS DRESSED N O P	DOZ		2172
400 U STATES	110	974	
FUR SKINS DRESSED N D P	110	974	2173
100 U KINGDOM		1446	
400 U STATES		6761	
HATTERS FURS NOT ON THE SKIN		8207	
100 U KINGDOM	LB		2174
306 BELGIUM	3615	9047	
327 FRANCE	17348	37752	
400 U STATES	4800	10102	
	25101	70298	
	50864	127199	
FUR SKINS SHEEP DRESSED			2175
400 U STATES		3820	
MANUFACTURES OF FUR N O P		3820	
100 U KINGDOM		19168	2181
234 AUSTRALIA		1977	
317 CZECHOSLOVAKIA		4719	
327 FRANCE		1504	
400 U STATES		18645	
BRISTLES ANIMAL		46013	
100 U KINGDOM	LB		2191
400 U STATES	278	981	
	54011	189458	
	54289	190439	
HAIR UNMANUFACTURED	LB		2192
100 U KINGDOM	60	102	
400 U STATES	176666	35293	
	176726	35395	
HORSE HAIR	LB		2193
400 U STATES	5864	8057	
	5864	8057	
HAIR CURLED DYED N O P			2194
100 U KINGDOM		271	
400 U STATES		332	
MANUFACTURES OF HAIR N O P		603	2196
100 U KINGDOM		495	
231 HONG KONG		2624	
313 CHINA		4235	
327 FRANCE		420	
400 U STATES		4204	
		12678	
CALF SKINS AND KIPS RAW	NO		2201
400 U STATES	42802	250002	
	42802	250002	
CATTLE HIDES RAW	NO		2202
236 NEW ZEALAND	381	5314	
304 ARGENTINA	10000	91482	
309 BRAZIL	1011	7433	
344 ITALY	1000	22024	
400 U STATES	38201	524423	
	50593	650676	
SHEEP SKINS RAW	NO		2203
207 UNION OF SOUTH AFRICA	4300	6019	
234 AUSTRALIA	3000	1818	
304 ARGENTINA	2650	4859	
386 URUGUAY	15811	30161	
400 U STATES	124596	191733	
	150357	234590	
OTHER HIDES AND SKINS RAW N O P	NO		2204
304 ARGENTINA	750	6439	
327 FRANCE	531	6630	
339 HONDURAS	400	502	
400 U STATES	10839	33854	
	12520	47425	
GOAT SKINS AND KID SKINS RAW	NO		2205
400 U STATES	8000	8288	
	8000	8288	
HIDE SECTIONS OR BELLIES	NO		2206
304 ARGENTINA	360	495	
400 U STATES	34172	38306	
	34532	38801	
LEATHER DRESSED KID			2210
100 U KINGDOM		64428	
400 U STATES		95593	
		160021	
BELTING LEATHER IN BUTTS			2211
100 U KINGDOM		9218	
400 U STATES		2906	
		12124	
LEATHER TANNED N O P			2213
100 U KINGDOM		23614	
215 INDIA		8679	
400 U STATES		18250	
		50543	
LEATHER DRESSED N O P			2215
100 U KINGDOM		136339	
234 AUSTRALIA		259	

IMPORTS INTO CANADA FOR CONSUMPTION

Articles and Countries from which Imported	MONTH OF JANUARY 1950		Class Number
	Quantities	Values (\$)	
327 FRANCE		224	
354 NETHRLNDS		592	
400 U STATES		89013	
CHAMOIS SKIN		226427	2216
100 U KINGDOM		17633	
234 AUSTRALIA		2875	
400 U STATES		752	
PATENT AND UPHOLSTERY LEATHER		21260	2217
400 U STATES		793	
SOLE LEATHER	LB	793	2218
100 U KINGDOM	44642	14053	
SCRAP LEATHER	44642	14053	2219
400 U STATES		4495	
PIG MOROCCO ROLLER LEATHERS		4495	2220
100 U KINGDOM		32417	
400 U STATES		1453	
LEATHER FROM EAST INDIA KIP		33870	2221
100 U KINGDOM		50581	
LEATHER FOR GLOVES OR CLOTHING		50581	2224
100 U KINGDOM		19744	
327 FRANCE		849	
400 U STATES		48168	
LEATHER FOR UPHOLSTERY LEATHER		68761	2225
100 U KINGDOM		21488	
400 U STATES		13172	
CRUST OIL LEATHER FOR CHAMOIS		34660	2226
BOOTS AND SHOES PEGGED LEATHER	PAIR		2231
100 U KINGDOM	264	530	
BOOTS AND SHOES MENS LEATHER	PAIR	530	2232
100 U KINGDOM	13148	63592	
400 U STATES	3027	15949	
BOOTS AND SHOES WOMENS LEATHER	PAIR	79541	2233
100 U KINGDOM	1484	8744	
207 UN SO AFR	37	255	
317 CZECHO 8	30	54	
352 MEXICO	6084	4912	
376 SWITZRLND	210	1953	
400 U STATES	24341	127694	
BOOTS SHOES CHILDRENS LEATHER	PAIR	143612	2234
100 U KINGDOM	8531	8690	
400 U STATES	512	1796	
GARMENTS LEATHER	9043	10486	2235
100 U KINGDOM		2817	
400 U STATES		359	
GLOVES MITTS LEATHER N D P		3176	2236
100 U KINGDOM		15908	
327 FRANCE		250	
400 U STATES		8867	
GLOVES OF KID WOMENS		25025	2237
327 FRANCE		7203	
335 GERMANY		1233	
344 ITALY		16632	
HARNES AND SADDLERY		25068	2238
100 U KINGDOM		4674	
400 U STATES		6846	
LEATHER BELTING		11520	2239
100 U KINGDOM		6381	
400 U STATES		2390	
MFRS OF LEATHER OR RAWHIDE NOP		8771	2241
100 U KINGDOM		13459	
327 FRANCE		19	
400 U STATES		28526	
SOLES AND HEELS LEATHER		42004	2243
100 U KINGDOM		1931	
SHOE LIFTS AND WELTING LEATHER		1931	2244
400 U STATES		10243	
STRAPS LEATHER		10243	2245
100 U KINGDOM		10431	
400 U STATES		3250	
BICYCLE SADDLES		13681	2246
100 U KINGDOM	NO	3488	
400 U STATES		7748	
		2958	
		8469	
		11236	
		11427	

IMPORTS INTO CANADA FOR CONSUMPTION

Articles and Countries from which Imported	MONTH OF JANUARY 1950		Class Number
	Quantities	Values (\$)	
BEEF AND VEAL FRESH	LB		2251
100 U KINGDOM	657	164	
400 U STATES	5681	4701	
	6338	4865	
MUTTON AND LAMB FRESH	LB		2252
100 U KINGDOM	585	121	
400 U STATES	2212	568	
	2797	689	
PORK FRESH	LB		2253
400 U STATES	100112	12376	
	100112	12376	
POULTRY GAME PARTRIDGE SQUABS			2254
100 U KINGDOM		428	
400 U STATES		9442	
		9870	
RABBITS FROZEN FOR FOX FEED			2256
MEATS FRESH N O P	LB		2257
400 U STATES	400	50	
	400	50	
EDIBLE OFFAL FRESH	LB		2258
400 U STATES	14994	2873	
	14994	2873	
BACON HAMB OTHER PORK PREPARED	LB		2261
400 U STATES	62	49	
	62	49	
BEEF CANNED	LB		2262
304 ARGENTINA	351921	131034	
386 URUGUAY	2535	652	
400 U STATES	40	26	
	354496	131712	
CANNED MEATS POULTRY GAME NOP	LB		2264
100 U KINGDOM	3052	1249	
234 AUSTRALIA	240	50	
400 U STATES	656	295	
	3948	1594	
EXTRACTS OF MEAT FLUID BEEF			2265
304 ARGENTINA		462	
400 U STATES		2421	
		2883	
MEATS PREPARED NOT CANNED	LB		2266
400 U STATES	1307057	315096	
	1307057	315096	
PORK BARRELLED IN BRINE	LB		2267
400 U STATES	259400	35906	
	259400	35906	
PORK DRY SALTED	LB		2268
SAUSAGE	LB		2269
400 U STATES	4362	2925	
	4362	2925	
SOUPS SOUP PREPARATIONS N O P			2270
400 U STATES		264	
		264	
MILK AND CREAM FRESH	GAL		2281
400 U STATES	2306	7596	
	2306	7596	
BUTTER	LB		2282
100 U KINGDOM	540	270	
400 U STATES	28	22	
	568	292	
CASEIN	LB		2283
400 U STATES	50	30	
	50	30	
CHEESE	LB		2284
100 U KINGDOM	150	90	
318 DENMARK	11133	4786	
327 FRANCE	4146	3144	
344 ITALY	49276	31170	
354 NETHRLNOS	8984	4339	
359 NORWAY	4725	1778	
376 SWITZRLNO	108203	87085	
400 U STATES	35841	20233	
	222458	152625	
MILK CONDENSED	LB		2285
100 U KINGDOM	756	75	
	756	75	
MILK WHOLE POWDERED	LB		2286
400 U STATES	15	22	
	15	22	
DRIED WHEY SKIMMILK BUTTERMILK	LB		2287
400 U STATES	63080	4812	
	63080	4812	
OLEIC ACID OR RED OIL	LB		2288
400 U STATES	55202	9614	
	55202	9614	
STEARIC ACID	LB		2289
100 U KINGDOM	170000	27473	
400 U STATES	12620	2303	
	182620	29776	
LARD OIL	GAL		2291
400 U STATES	1340	2554	
	1340	2554	
MEATS FOOT OIL	GAL		2292
400 U STATES	599	1299	
	599	1299	

IMPORTS INTO CANADA FOR CONSUMPTION

Articles and Countries from which Imported	MONTH OF JANUARY 1950		Class Number
	Quantities	Values (\$)	
ANIMAL OIL N O P 306 BELGIUM	GAL 4 323	3249	2293
COO LIVER OIL 100 U KINGDOM 341 ICELANO	GAL 450 4500 4950	699 8859 9558	2294
FISH OIL N O P 359 NORWAY 400 U STATES	GAL 1672 12588 14260	2292 11691 13983	2295
SEAL OIL	GAL		2296
WHALE AND SPERMACE TI OIL 400 U STATES	GAL 29710	26462	2297
HALIBUT LIVER OIL			2298
FISH OIL CONCENTRATED			2299
FISH OIL FOR FORTIFYING			2300
BEESWAX 100 U KINGDOM 309 BRAZIL 316 CUBA 400 U STATES	LB 2240 8733 4340 9087 24400	1436 4970 2144 5184 13734	2302
CANOLAS N O P 400 U STATES	LB 3813	1073	2303
GREASE ROUGH 100 U KINGDOM 400 U STATES	CWT 51 32174 32225	417 209024 209441	2304
LARD AND COMPOUNDS STEARINE 400 U STATES	LB 249594	24353	2307
TALLOW 400 U STATES	LB 196226	10473	2308
GELATINE INEDIBLE PHOTOGRAPHIC 400 U STATES	LB 13466	20172	2320
ANIMAL GLANDS FOR MEDICINE 400 U STATES		7047	2321
BLOOD ALBUMEN AND BLOOD DRIED 400 U STATES		7047	2324
EGGS IN THE SHELL 231 HONG KONG 400 U STATES	DOZ 1516 1306 2822	1351 8017 9368	2325
EGGS YOLK OR ALBUMEN FROZEN 400 U STATES	LB 191	146	2326
EGGS YOLK OR ALBUMEN DRIED 400 U STATES	LB 7800	17650	2327
GELATINE CAPSULES EMPTY 400 U STATES		34904	2328
GELATINE EDIBLE 100 U KINGDOM 234 AUSTRALIA 306 BELGIUM 327 FRANCE 400 U STATES	LB 4694 17920 5518 15607 63828 107567	2859 10956 2804 8755 44835 70209	2329
GELATINE N O P 100 U KINGDOM 400 U STATES	LB 20000	3852	2331
GLUE ANIMAL POWDERED OR SHEET 100 U KINGDOM 400 U STATES	LB 117950 19185 137135	16353 6593 22946	2332
GLUE N O P 100 U KINGDOM 400 U STATES	LB 10228 17457 27685	1255 5400 6655	2333
CATGUT WORMGUT UNMANUFACTURED			2335
GUT AND MANUFACTURES N O P 100 U KINGDOM 215 INDIA 234 AUSTRALIA 400 U STATES		428 396 524 302	2336
HONEY 400 U STATES	LB 1326	317	2337
MANURES ANIMAL 400 U STATES	CWT 1538	3543	2338

IMPORTS INTO CANADA FOR CONSUMPTION

Articles and Countries from which Imported	MONTH OF JANUARY 1950		Class Number
	Quantities	Values (\$)	
MUSK IN PODS OR GRAINS	02		2339
RENNET RAW AND PREPARED	LB		2340
400 U STATES	3304	1928	
	3304	1928	
SAUSAGE CASINGS UNCLEANED			2341
SAUSAGE CASINGS CLEANED			2342
234 AUSTRALIA		4029	
400 U STATES		895	
		4924	
TANKAGE	CWT		2343
ANIMAL PRODUCTS M O P			2344
100 U KINGDOM		553	
231 HONG KONG		307	
400 U STATES		3349	
		4209	
HORSE MEAT AND OFFAL FOR FOXES	CWT		2345
400 U STATES	420	1021	
	420	1021	
DOG FOOD AND PET STOCK FOOD			2347
400 U STATES		229	
		229	
TARIFF 206 254 635 679 686 699			2348

Articles and Countries from which Imported	MONTH OF JANUARY 1950		Class Number
	Quantities	Values (\$)	
FIBRES TEXTILES AND PRODUCTS			
RAW COTTON	LB		3001
215 INDIA	128262	35432	
352 MEXICO	2789010	901678	
363 PERU	1740	878	
400 U STATES	19489408	6408714	
	22408820	7346702	
COTTON LINTERS N O P	LB		3002
304 ARGENTINA	40790	5454	
309 BRAZIL	20395	2592	
352 MEXICO	263370	23275	
400 U STATES	1294579	141088	
	1619134	172409	
COTTON LINTERS PULP FOR PAPER	LB		3003
BATTS BATTING WADDING COTTON	LB		3004
400 U STATES	54642	26672	
	54642	26672	
CARDEU SLIVER COTTON FIBRES	LB		3005
COTTON PULP FOR ART SILK YARN	LB		3006
COTTON THREAD N O P	LB		3010
100 U KINGDOM	3124	6365	
400 U STATES	35514	63980	
	38638	70345	
COTTON YARNS SINGLES N D P	LB		3011
100 U KINGDOM	4543	5138	
400 U STATES	17862	17611	
	22405	22749	
YARNS SINGLES FOR KNIT GOODS	LB		3012
100 U KINGDOM	23328	22767	
400 U STATES	41444	38713	
	64772	61480	
COTTON YARNS N O P	LB		3013
100 U KINGDOM	8558	9346	
400 U STATES	83155	104828	
	91713	114174	
CROCHET KNITTING COTTON N O P	LB		3014
100 U KINGDOM	462	2830	
327 FRANCE	348	1642	
400 U STATES	15191	30969	
	16001	35441	
CORDS AND TWINE COTTON N O P	LB		3015
100 U KINGDOM	21942	9917	
231 HONG KONG	100	40	
400 U STATES	24140	29413	
	46182	39370	
SEWING COTTON THREAD ON SPOOLS	LB		3016
400 U STATES	1862	3610	
	1862	3610	
COTTON YARNS TINSEL THREAD	LB		3017
400 U STATES	8669	13197	
	8669	13197	
MERCERIZED YARNS 40 AND FINER	LB		3018
100 U KINGDOM	2647	4283	
	2647	4283	
COTTON YARNS HANKS FOR THREAD	LB		3019
100 U KINGDOM	36318	55426	
400 U STATES	30441	45328	
	66759	100754	
COTTON YARN 2 PLY 80 AND FINER	LB		3020
100 U KINGDOM	3579	7506	
	3579	7506	
COTTON YARN SINGLES FOR THREAD	LB		3021
100 U KINGDOM	56208	63575	
	56208	63575	
COTTON YARN TO BE MERCERIZED	LB		3022
100 U KINGDOM	67283	103630	
400 U STATES	4995	5299	
	72278	108929	
COTTON YARNS SINGLES 20 TO 40	LB		3023
100 U KINGDOM	18796	17298	
	18796	17298	
COTTON FABRICS OVER 80 CTS LB	LB		3026
100 U KINGDOM	163599	259733	
306 BELGIUM	278482	255080	
317 CZECHO S	42869	66935	
327 FRANCE	2321	5126	
335 GERMANY	8668	11900	
344 ITALY	1253	4151	
352 MEXICO	1988	2101	
354 NETHRLNDS	5724	14082	
376 SWITZRLND	1470	10050	
400 U STATES	1036221	1856031	
	1542665	2485189	
COTTON FABRICS 50 TO 80 CTS LB	LB		3027
100 U KINGDOM	4956	3518	
306 BELGIUM	8883	6618	
347 JAPAN	12587	8780	
400 U STATES	7366	4937	
	33792	23853	
COTTON FABRICS UNDER 50 CTS LB	LB		3028
400 U STATES	1340	599	
	1340	599	
COTTON DENIMS	LB		3029
400 U STATES	23344	19930	
	23344	19930	

IMPORTS INTO CANADA FOR CONSUMPTION

Articles and Countries from which Imported	MONTH OF JANUARY 1950		Class Number
	Quantities	Values (\$)	
HANDKERCHIEF COTTON BLEACHED 100 U KINGDOM		18176	3030
		18176	
COTTON FABRIC NOT BLEACHED MOP 100 U KINGDOM	LB 13945	14937	3031
306 BELGIUM	9531	6559	
347 JAPAN	2535	1816	
352 MEXICO	4874	3939	
400 U STATES	1388250	1187925	
	1419135	1215176	
CANTON FLANNELS NOT COLOURED 100 U KINGDOM	LB 16014	29062	3032
400 U STATES	131007	175172	
	147021	204234	
TOWELLING IN THE WEB 100 U KINGDOM	LB 3199	2288	3033
400 U STATES	2105	2890	
	5304	5178	
VOILES SCRIMS NOT COLOURED 100 U KINGDOM	LB 2114	6005	3034
376 SWITZRLND	366	1771	
400 U STATES	5458	10483	
	7938	18259	
COTTON FABRICS BLEACHED M O P 100 U KINGDOM	LB 4520	6006	3038
400 U STATES	9114	16458	
	13634	22464	
COTTON CHEESECLOTH AND GAUZE 100 U KINGDOM	LB 7782	7768	3036
400 U STATES	6352	8242	
	14134	16010	
PDPLIN BLEACHED NOT COLOURED 100 U KINGDOM	LB 4258	7575	3037
400 U STATES	1000	1244	
	5258	8819	
COTTON FABRICS COUNT 100 100 U KINGDOM	LB 14199	59143	3039
400 U STATES	30	60	
	14229	59203	
COTTON FABRICS CUT PILE M O P 100 U KINGDOM	LB 1925	4439	3040
306 BELGIUM	966	758	
317 CZECHO S	476	986	
344 ITALY	2255	5072	
347 JAPAN	1314	1520	
354 NETHRLNDS	1215	3074	
400 U STATES	19621	45506	
	27772	61355	
COTTON FABRIC FOR TYPE RIBBON 100 U KINGDOM		20701	3041
400 U STATES		4397	
		25098	
COTTON FABRIC BILLIARD CLOTH	LB		3042
SAILCLOTH EGYPTIAN COTTON 100 U KINGDOM	LB 782	1949	3043
	782	1949	
FILTER CLOTH FOR MINING 100 U KINGDOM	LB 566	769	3044
	566	769	
COTTON FABRIC KNITTED 100 U KINGDOM	LB 27026	35298	3045
400 U STATES	517	1487	
	27543	36785	
COTTON SHADOW CRETONNES 100 U KINGDOM	LB 1049	1562	3046
400 U STATES	2870	4439	
	3919	6001	
COTTON GABARDINES 100 U KINGDOM	LB 9470	18795	3047
400 U STATES	10470	16807	
	19940	35602	
COTTON FABRICS 80 TO 99 COUNT 100 U KINGDOM	LB 3574	7462	3048
	3574	7462	
COTTON FABRICS CUT WEFT PILE 100 U KINGDOM	LB 33528	70849	3049
306 BELGIUM	507	943	
317 CZECHO S	11396	24605	
327 FRANCE	24	51	
344 ITALY	2193	6128	
347 JAPAN	32414	46897	
354 NETHRLNDS	8799	22489	
400 U STATES	36482	76797	
	125350	248759	
COTTON FABRICS FOR BOOK COVERS 400 U STATES	LB 1818	1719	3050
	1818	1719	
LACE NOT COLOURED FOR CLOTHING 100 U KINGDOM		53865	3051
305 AUSTRIA		991	
306 BELGIUM		754	
313 CHINA		73	
317 CZECHO S		3167	
327 FRANCE		20424	

IMPORTS INTO CANADA FOR CONSUMPTION

Articles and Countries from which Imported	MONTH OF JANUARY 1950		Class Number
	Quantities	Values (\$)	
335 GERMANY		242	
376 SWITZRLND		33706	
400 U STATES		19334	
		141556	
LACE COLOURED FOR CLOTHING	LB		3052
100 U KINGDOM	3921	24290	
305 AUSTRIA	20	187	
306 BELGIUM	50	413	
317 CZECHO S	340	1889	
327 FRANCE	1603	10948	
335 GERMANY	72	308	
376 SWITZRLND	488	4240	
400 U STATES	1324	6618	
	7818	48893	
EMBROIDERIES COTTON N O P	LB		3053
100 U KINGDOM	407	1911	
215 INDIA	74	606	
305 AUSTRIA	643	4459	
327 FRANCE	63	352	
335 GERMANY	35	125	
367 AZORES	6	212	
376 SWITZRLND	1329	13601	
400 U STATES	200	542	
	2757	21808	
LACE BOBBINET NETS COTTON N O P	LB		3054
100 U KINGDOM	5096	22161	
215 INDIA	316	2576	
231 HONG KONG	214	1728	
313 CHINA	87	507	
327 FRANCE	1755	10862	
376 SWITZRLND	855	6937	
400 U STATES	654	2234	
	8977	47005	
WHITE COTTON BOBBINET PLAIN	YD		3055
100 U KINGDOM	11284	5953	
	11284	5953	
GLOVES COTTON	DZ PR		3064
100 U KINGDOM	4571	31326	
317 CZECHO S	1069	6141	
327 FRANCE	313	915	
344 ITALY	640	3254	
400 U STATES	4	21	
	6597	41657	
SOCKS AND STOCKINGS COTTON	DZ PR		3065
100 U KINGDOM	6327	21481	
400 U STATES	3375	10423	
	9702	31904	
SHIRTS COTTON NOT KNITTED	LB		3066
100 U KINGDOM	242	745	
400 U STATES	3044	9745	
	3286	10490	
UNDERWEAR COTTON KNITTED	LB		3067
100 U KINGDOM	9130	16948	
400 U STATES	3694	8029	
	12824	24977	
COTTON CLOTHING N D P	LB		3068
100 U KINGDOM	2641	8813	
327 FRANCE	19	134	
367 AZORES	3437	12019	
376 SWITZRLND	76	1284	
400 U STATES	4415	10498	
	10588	32748	
DRESSES COTTON WOMEN CHILDREN	LB		3069
100 U KINGDDM	307	2400	
327 FRANCE	25	574	
367 AZORES	217	2108	
400 U STATES	1804	14238	
	2353	19320	
SMOCKS AND OVERALLS COTTON MEN	LB		3070
100 U KINGDOM	78	150	
400 U STATES	407	676	
	485	826	
RAINCOATS WATERPROOFED COTTON	NO		3071
100 U KINGDOM	52	826	
	52	826	
BAGS COTTON	LB		3082
400 U STATES	24785	21706	
	24785	21706	
BELTING OF COTTON			3083
100 U KINGDOM		5373	
400 U STATES		17821	
		23194	
BLANKETS OF COTTON	LB		3084
335 GERMANY	7218	4261	
400 U STATES	550	608	
	7768	4869	
TAPE AND WEBBING HOOK AND EYE	LB		3085
400 U STATES	91	291	
	91	291	
BRAIDED WICK FOR CANDLES			3086
100 U KINGDOM		453	
400 U STATES		1517	
		1970	
CURTAINS COTTON N O P	LB		3087
100 U KINGDOM	3739	5623	
327 FRANCE	103	519	

IMPORTS INTO CANADA FOR CONSUMPTION

Articles and Countries from which Imported	MONTH OF JANUARY 1950		Class Number
	Quantities	Values (\$)	
400 U STATES	925	2444	
TABLE AND TRAY CLOTHS COTTON	4767	8586	
100 U KINGDOM	LB 16594	34219	3088
231 HONG KONG	4331	11013	
306 BELGIUM	365	771	
313 CHINA	9398	21451	
327 FRANCE	9	398	
347 JAPAN	204	480	
352 MEXICO	19	26	
354 NETHRLNDS	211	1079	
367 AZORES	227	1314	
376 SWITZRLND	341	4371	
400 U STATES	9258	15132	
DUCK SEAMLESS COTTON FOR HOSE	40957	90254	
400 U STATES		19946	3089
FRINGES AND TABELLS COTTON	LB	19946	
400 U STATES	87	145	3090
HANDKERCHIEFS COTTON	LB	145	
100 U KINGDOM	10344	32545	3091
327 FRANCE	6	85	
347 JAPAN	7375	8343	
376 SWITZRLND	920	10795	
400 U STATES	93	500	
LADDER TAPES FOR BLINDS	18738	52268	
100 U KINGDOM		19860	3092
400 U STATES		509	
MANTLE STOCKING FOR GAS LIGHT		20369	3093
QUILTS COUNTERPANES COTTON	LB		3094
100 U KINGDOM	3976	8353	
400 U STATES	53182	62520	
SHEETS COTTON	57158	70873	
100 U KINGDOM	LB 1115	1440	3095
367 AZORES	677	2439	
400 U STATES	43502	55956	
TOWELS COTTON	45294	59835	
100 U KINGDOM	LB 4061	3472	3096
347 JAPAN	13047	8525	
367 AZORES	151	566	
400 U STATES	26042	38603	
COTTON MANUFACTURES N O P	43301	51166	
100 U KINGDOM	LB 10851	9983	3097
215 INDIA	19	40	
306 BELGIUM	4378	5351	
347 JAPAN	166	122	
367 AZORES	276	1225	
400 U STATES	23577	42246	
WASH CLOTHS BATH MATS COTTON	39267	58967	
100 U KINGDOM	LB 140	93	3098
347 JAPAN	1328	972	
400 U STATES	3484	4128	
PILLOW CASES COTTON	4952	5193	
100 U KINGDOM	LB 1512	2251	3100
313 CHINA	4444	7248	
347 JAPAN	458	654	
366 PORTUGAL	118	700	
367 AZORES	3516	11835	
400 U STATES	7857	11558	
FLAX FIBRE AND TOW	17905	34246	
306 BELGIUM	CWT 112	5322	3111
400 U STATES	67	3639	
HEMP DRESSED OR UNDRESSED	179	8961	
400 U STATES	CWT 22	262	3112
JUTE AND JUTE BUTTS	22	262	
215 INDIA	CWT 4841	78436	3113
OAKUM OF FLAX HEMP OR JUTE	4841	78436	
100 U KINGDOM	CWT 13	198	3114
354 NETHRLNDS	600	4731	
400 U STATES	723	13112	
BATTS WADDING VEGETABLE FIBRES	1336	18041	
400 U STATES	LB 1354	783	3115
YARNS JUTE SINGLES N O P	1354	783	
100 U KINGDOM	LB 15597	3023	3121
YARNS VEGETABLE FIBRE SINGLES	15597	3023	
100 U KINGDOM	LB 43700	13013	3122
YARNS CORDS TWINE OF JUTE N O P	43700	13013	
400 U STATES	LB 163	131	3123
	163	131	

IMPORTS INTO CANADA FOR CONSUMPTION

Articles and Countries from which Imported	MONTH OF JANUARY 1950		Class Number
	Quantities	Values (\$)	
YARNS CORDS TWINE VEG FIB NOP 100 U KINGDOM 201 IRELAND 231 HONG KONG 352 MEXICO 400 U STATES	LB 108024 11123 200 5026 5209	30367 2531 70 1024 4168	3124
	129582	38160	
LINEN THREAD FOR BEWING 100 U KINGDOM 400 U STATES	LB 13320 140	20864 424	3125
	13460	21288	
YARNS VEG FIBRE FOR WEAVING 100 U KINGDOM 306 BELGIUM 400 U STATES	LB 42104 24358 3053	24796 5921 1268	3126
	69515	31979	
CANVAS TWINE OF FLAX FOR SAILS			3131
FABRICS CHIEFLY FLAX OR HEMP 100 U KINGDOM 400 U STATES	LB 47335 4096	72477 4172	3132
	51431	76649	
FABRICS JUTE UNSLEACHED M O P 100 U KINGDOM 215 INDIA 400 U STATES	YD 167390 8021392 200000	48700 1073578 34369	3134
	8388782	1156647	
FABRICS OF JUTE M O P 100 U KINGDOM 400 U STATES	YD 69 178	57 107	3135
	247	164	
FABRIC JUTE 12IMS WIDE OR LESS 215 INDIA		2753	3136
		2753	
FAB VEG FIB 12IMS WIDE OR LESS 100 U KINGDOM 327 FRANCE 335 GERMANY 400 U STATES		20984 367 413	3137
		32507	
		54271	
FABRICS VEG FIBRE NOP CUT PILE 100 U KINGDOM 400 U STATES	YD 11241 463	2480 975	3138
	11704	3455	
TOWELLING TABLE CLOTHS IN WEB 100 U KINGDOM 317 CZECHO S 365 POLAND 400 U STATES	LB 2699 879 10201 345	3733 1083 10097 319	3139
	14124	15232	
WOVEN DRESS LINENS	LB		3140
CLOTHING VEGETABLE FIBRES NOP 100 U KINGDOM 327 FRANCE 367 AZORES 400 U STATES	LB 1033 5 110 100	3397 65 880 1052	3162
	1248	5394	
BAGS OF HEMP LINEN JUTE SISAL 100 U KINGDOM 400 U STATES		141 47862	3171
		48003	
CARPETING RUGS HEMP JUTE SISAL 100 U KINGDOM 400 U STATES		8340 183	3172
		8523	
QUILTS BATH MATS VEG FIBRE NOP 344 ITALY 347 JAPAN 400 U STATES	LB 5620 4101 1024	5661 2622 1239	3173
	10745	9522	
FIRE HOSE LINEN 100 U KINGDOM 400 U STATES		2942 146	3174
		3088	
HANDKERCHIEFS FLAX OR HEMP 100 U KINGDOM 231 HONG KONG 313 CHINA 327 FRANCE 376 SWITZRLMO	LB 7694 724 879 15 200	32978 6661 6576 324 3657	3175
	9512	50196	
SAILS FOR BOATS AND SHIPS 100 U KINGDOM		495	3176
		495	
TOWELS CLASS CLOTHS CRABH HUCK 100 U KINGDOM 347 JAPAN 400 U STATES	LB 7791 216 122	12052 944 230	3177
	8129	13226	
SHEETS TABLECLOTHS TOWELS FLAX 100 U KINGDOM 231 HONG KONG 306 BELGIUM 313 CHINA 317 CZECHO S	LB 21145 1864 692 530 2512	53310 12177 1458 4524 2636	3178

IMPORTS INTO CANADA FOR CONSUMPTION

Articles and Countries from which Imported	MONTH OF JANUARY 1950		Class Number
	Quantities	Values (\$)	
347 JAPAN	10172	6855	
365 POLAND	686	530	
367 AZORES	1938	10608	
400 U STATES	950	2503	
	40489	94601	
JUTE MANUFACTURES M O P			3179
100 U KINGDOM		2154	
400 U STATES		180	
		2334	
VEGETABLE FIBRE MFRB N O P	LB		3180
100 U KINGDOM	15355	16162	
216 PAKISTAN	175	1124	
327 FRANCE	11	44	
344 ITALY	1975	1996	
347 JAPAN	65941	46670	
367 AZORES	265	2702	
400 U STATES	28855	52857	
	112577	121555	
RAW SILK AND COCOONS	LB		3201
400 U STATES	6411	19493	
	6411	19493	
GARNETTED SILK WASTES	LB		3202
400 U STATES	725	706	
	725	706	
YARNS THROWN SILK IN THE GUM	LB		3211
YARNS SINGLES SPUN SILK N O P	LB		3212
400 U STATES	1651	4980	
	1651	4980	
THREADS CORDS TWIST SILK N O P			3213
100 U KINGDOM		136	
400 U STATES		553	
		689	
YARN SILK FOR KNITTING WEAVING	LB		3214
YARNS SILK METALLIC COVERED			3215
YARNS SILK N O P			3216
100 U KINGDOM		281	
400 U STATES		179	
		460	
BOLTING CLOTH NOT MADE UP			3221
400 U STATES		9459	
		9459	
KNITTED FABRICS SILK	LB		3222
FABRICS SILK 20 IN UNFINISHED	YD		3223
FABRICS SILK N O P	YD		3224
100 U KINGDOM	1225	2850	
327 FRANCE	2574	4672	
344 ITALY	961	4876	
347 JAPAN	4652	1906	
376 SWITZRLND	1530	3480	
400 U STATES	7822	19170	
	18764	36954	
FABRICS SILK 26 INCHES OR LESS	YD		3225
100 U KINGDOM	509	1779	
	509	1779	
RIBBONS SILK UNDER 12 INCHES			3228
100 U KINGDOM		189	
327 FRANCE		466	
400 U STATES		47	
		702	
FABRICS SILK FOR NECKWEAR			3229
100 U KINGDOM		16575	
327 FRANCE		2716	
335 GERMANY		232	
344 ITALY		4289	
347 JAPAN		23651	
376 SWITZRLND		3032	
400 U STATES		288434	
		338929	
UMBRELLA COVERING FABRICS			3230
100 U KINGDOM		398	
327 FRANCE		2843	
376 SWITZRLND		8224	
400 U STATES		18821	
		30286	
FABRICS PILE SILK OR SYNTHETIC	YD		3232
100 U KINGDOM	3252	3267	
306 BELGIUM	6216	10151	
327 FRANCE	11	26	
400 U STATES	70441	126867	
	79920	140311	
SOCKS AND STOCKINGS SILK	OZ PR		3244
100 U KINGDOM	42	644	
400 U STATES	8	277	
	50	921	
UNDERWEAR SILK KNITTED	LB		3245
100 U KINGDOM	13	445	
	13	445	
CLOTHING SILK N O P	OZ		3246
100 U KINGDOM	3588	4749	
327 FRANCE	242	369	
344 ITALY	806	1208	

Articles and Countries from which Imported	MONTH OF JANUARY 1950		Class Number
	Quantities	Values (\$)	
376 SWITZRLND 400 U STATES	516 1175 6327	818 1225 8369	3247
DRESSES SILK WOMENS CHILDRENS	02		
100 U KINGDOM 327 FRANCE 375 SWEDEN 400 U STATES	499 172 199 6795 7665	770 463 304 9707 11244	3248
CLOTHING SILK WOMENS CHILDRENS	02		
100 U KINGDOM 215 INDIA 231 HONG KONG 327 FRANCE 344 ITALY 347 JAPAN 367 AZORES 400 U STATES	1059 304 1686 423 8740 2908 128 2532 17780	1556 417 1978 869 8313 2685 127 2530 18475	3251
HANDKERCHIEFS SILK	02		
100 U KINGDOM	9	13	3252
SILK MANUFACTURES N O P	02		
100 U KINGDOM 344 ITALY 347 JAPAN 400 U STATES	1321 272 2400 220 4213	979 398 1311 301 2989	3261
WOOL IN THE GREASE	LB		
100 U KINGDOM 207 UM SO AFR 234 AUSTRALIA 236 NEW ZEAL	95472 8497 169139 151093 424201	55394 6146 116643 65254 243437	3262
WOOL WASHED OR SCAURED	LB		
100 U KINGDOM 207 UM SO AFR 215 INDIA 234 AUSTRALIA 236 NEW ZEAL 304 ARGENTINA 400 U STATES	335882 115942 104193 1078376 19654 99100 40603 1793750	216680 50053 57342 674780 9208 56028 30862 1094953	3263
WOOL PULLED OR SLIPED	LB		
100 U KINGDOM 215 INDIA 236 NEW ZEAL	38332 12865 26203 77400	18948 3128 17335 39411	3264
HAIR OF CAMEL ALPACA GOAT	LB		
100 U KINGDOM 400 U STATES	18148 1965 20113	14218 5695 19913	3265
NOILS WOOL	LB		
100 U KINGDOM 400 U STATES	41997 10481 52478	41071 11433 52504	3266
WORBTED TOPS	LB		
100 U KINGDOM 234 AUSTRALIA 386 URUGUAY 400 U STATES	1162385 32008 32955 24123 1251471	1404029 51787 37493 41162 1534471	3267
GARNETTED WOOL WASTE	LB		
100 U KINGDOM 234 AUSTRALIA 306 BELGIUM 400 U STATES	2340 16025 15680 35382 69427	1795 10019 15285 28145 55244	3271
YARNS WOOL N O P	LB		
100 U KINGDOM 306 BELGIUM 327 FRANCE 400 U STATES	17566 915 5902 102 24485	47694 2557 25368 578 76197	3272
YARNS OR WARPS WOOL FOR MFRERS	LB		
100 U KINGDOM 306 BELGIUM 327 FRANCE 335 GERMANY 400 U STATES	88307 25204 419 12571 30994 157495	150714 56814 1020 13979 75941 298468	3273
YARNS OR WARPS HAIR FOR MFRERS	LB		
400 U STATES	9566	1766	3274
YARN MOHAIR FOR PILE FABRICS	LB		
100 U KINGDOM	12814	15228	3275
YARNS WOOL FOR 6 OZ FABRICS	LB		
100 U KINGDOM	4164	7396	3281
WOOL FAB IN GRAY OVR 4 TO 6 OZ	LB		
100 U KINGDOM	22893	42031	3282
WOOL FAB IN GRAY 4 OZ OR LESS	LB		
100 U KINGDOM	24650	55887	
	24650	55887	

IMPORTS INTO CANADA FOR CONSUMPTION

Articles and Countries from which imported	MONTH OF JANUARY 1950		Class Number
	Quantities	Values (\$)	
KNITTED FABRICS WOOL N O P	LB		3283
100 U KINGDOM	1361	3345	
400 U STATES	740	3139	
	2101	6484	
FLANNELS	LB		3284
100 U KINGDOM	27137	57696	
400 U STATES	20	179	
	27157	57875	
FELT CLOTH N O P	LB		3285
400 U STATES	15	25	
	15	25	
OVERCOATINGS	LB		3286
100 U KINGDOM	25114	52008	
	25114	52008	
TWEEDS	LB		3287
100 U KINGDOM	69238	148153	
	69238	148153	
WORSTEDS AND SERGES	LB		3288
100 U KINGDOM	714255	2295338	
306 BELGIUM	9073	45234	
317 CZECHO S	19611	76625	
327 FRANCE	5825	28889	
344 ITALY	21654	80859	
354 NETHRLNDS	135	802	
376 SWITZRLND	412	3114	
400 U STATES	3009	14404	
	773974	2545265	
WOVEN FABRICS N O P WOOL	LB		3289
100 U KINGDOM	58913	115543	
317 CZECHO S	219	768	
327 FRANCE	718	4359	
400 U STATES	6941	19182	
	66791	139852	
LUSTRES ITALIAN LININGS	LB		3290
100 U KINGDOM	1460	2501	
	1460	2501	
WOOL FAB 12 INS WIDE DR LESS			3291
100 U KINGDOM		64	
327 FRANCE		210	
400 U STATES		290	
		564	
WOOL FABRICS CUT PILE PLUSH	LB		3292
100 U KINGDOM	4625	9459	
306 BELGIUM	1243	1614	
327 FRANCE	457	2300	
400 U STATES	7322	13415	
	13647	26788	
BILLIARD CLOTH OF WOOL FABRIC	LB		3293
100 U KINGDOM	3790	10176	
	3790	10176	
MELTON CLOTH FOR TENNIS BALLS	LB		3294
100 U KINGDOM	1926	3639	
	1926	3639	
SLIPPER CLOTH FOR FOOTWEAR	LB		3295
FILTER PRESS CLOTH OF WOOL	LB		3296
CARPETS AXMINSTER IN ROLLS	SQ FT		3301
100 U KINGDOM	345904	135951	
306 BELGIUM	22322	9755	
400 U STATES	1543	735	
	369769	146441	
CARPETS AXMINSTER SQUARES	SQ FT		3302
100 U KINGDOM	415853	127562	
400 U STATES	1086	1530	
	416939	129092	
CARPET BRUSSELS WILTON IN ROLL	SQ FT		3303
100 U KINGDOM	339290	165184	
306 BELGIUM	137580	73099	
317 CZECHO S	5244	3660	
400 U STATES	7471	4578	
	489585	246521	
CARPET BRUSSELS WILTON SQUARES	SQ FT		3304
100 U KINGDOM	60507	30526	
306 BELGIUM	36546	17611	
400 U STATES	255	350	
	97308	48487	
CARPETS INGRAIN IN ROLLS	SQ FT		3305
100 U KINGDOM	9874	4578	
306 BELGIUM	36345	18569	
344 ITALY	24625	10948	
	70844	34095	
CARPETS INGRAIN SQUARES	SQ FT		3306
100 U KINGDOM	12207	3772	
215 INDIA	294	43	
306 BELGIUM	22888	7611	
317 CZECHO S	626	561	
327 FRANCE	211	299	
	36226	12286	
CARPETS ORIENTAL	SQ FT		3307
100 U KINGDOM	2762	2788	
215 INDIA	97471	97079	
231 HONG KONG	474	247	
342 IRAN	925	3756	
400 U STATES	1735	2348	
	103367	106218	

Articles and Countries from which Imported	MONTH OF JANUARY 1950		Class Number
	Quantities	Values (\$)	
CARPETS TAPESTRY IN ROLLS	80 FT		3308
100 U KINGDOM	6741	893	
400 U STATES	3389	848	
	10130	1741	
CARPETS TAPESTRY SQUARES	80 FT		3309
327 FRANCE	110	345	
	110	345	
MATS HEARTH RUGS AND RUNNERS	80 FT		3310
100 U KINGDOM	60375	16958	
215 INDIA	12200	1103	
306 BELGIUM	5702	1135	
344 ITALY	1948	531	
400 U STATES	542	531	
	80767	20258	
SHAWLS WOOL	LB		3321
100 U KINGDOM	183	484	
	183	484	
SOCKS AND STOCKINGS WOOL	DZ PR		3322
100 U KINGDOM	13776	65766	
400 U STATES	29	48	
	13805	65814	
UNDERWEAR WOOL KNITTED	LB		3323
100 U KINGDOM	581	3697	
234 AUSTRALIA	1058	2323	
400 U STATES	34	186	
	1673	6206	
CLOTHING WOOL WOMENS CHILDRENS	LB		3324
100 U KINGDOM	15614	113417	
327 FRANCE	49	809	
354 NETHRLNDS	356	1957	
375 SWEDEN	24	265	
376 SWITZRLND	9	106	
400 U STATES	2487	25414	
	18539	141968	
CLOTHING N O P WOOL	LB		3325
100 U KINGDOM	568	4751	
400 U STATES	134	746	
	702	5497	
CLOTHING WOOL MENS OUTERWEAR	LB		3326
100 U KINGDOM	12239	43991	
352 MEXICO	42	205	
400 U STATES	448	1588	
	12729	45784	
BELTING OF CAMELS HAIR			3341
BLANKETS N O P WOOL	LB		3342
100 U KINGDOM	38033	36241	
400 U STATES	184	376	
	38217	36617	
FELT PRESSED	LB		3343
100 U KINGDOM	799	856	
344 ITALY	5	52	
400 U STATES	3925	7622	
	4729	8530	
RUGS RAILWAY STEAMER AND AUTO	LB		3344
100 U KINGDOM	807	1693	
400 U STATES	194	245	
	1001	1938	
WOOL MANUFACTURES N O P	LB		3345
100 U KINGDOM	1154	3917	
376 SWITZRLND	22	866	
400 U STATES	3962	9111	
	5138	13894	
YARN SYNTHETIC ACETATE SINGLES	LB		3360
100 U KINGDOM	101845	76442	
344 ITALY	199	194	
376 SWITZRLND	99171	61514	
400 U STATES	45834	38092	
	247049	176242	
YARNS SYNTHETIC SINGLES N O P	LB		3361
100 U KINGDOM	64588	44668	
306 BELGIUM	30000	30000	
327 FRANCE	223	272	
354 NETHRLNDS	5990	4283	
400 U STATES	29525	30417	
	130326	109640	
YARNS THREADS SYNTHETIC N O P	LB		3362
100 U KINGDOM	14980	16329	
354 NETHRLNDS	5301	4526	
400 U STATES	102307	97008	
	122588	117863	
YARN SYNTHETIC FOP PILE FABRIC	LB		3363
100 U KINGDOM	3490	3171	
	3490	3171	
YARNS SYNTHETIC ACETATE TWIST	LB		3364
400 U STATES	7873	10133	
	7873	10133	
STAPLE FIBRES SYNTHETIC	LB		3365
100 U KINGDOM	52496	19009	
400 U STATES	11383	4821	
	63879	23830	
TOPS OF SYNTHETIC FIBRES	LB		3366
100 U KINGDOM	7005	2690	
	7005	2690	
WASTE SHORT FIBRE SYNTHETIC	LB		3367
100 U KINGDOM	18199	3684	

IMPORTS INTO CANADA FOR CONSUMPTION

Articles and Countries from which Imported	MONTH OF JANUARY 1950		Class Number
	Quantities	Values (\$)	
400 U STATES	111105	27514	
YARNS FROM POLYAMIDES NYLON	129304	31198	
100 U KINGDOM	LB		3368
400 U STATES	6	22	
YARN SYNTHETIC FOR TIRE FABRIC	1623	8686	
316 CUBA	1629	8708	
400 U STATES	LB		3369
KNITTED FABRIC SYNTHETIC FIBRE	42119	32088	
100 U KINGDOM	441259	265508	
400 U STATES	483378	297596	
FABRICS SYNTHETIC FIBRE N O P	LB		3371
100 U KINGDOM	23728	35369	
327 FRANCE	11487	30065	
344 ITALY	35215	65434	
354 NETHRLNDS	LB		3372
376 SWITZRLND	148709	278724	
400 U STATES	769	4577	
RIBBONS OF SYNTHETIC FIBRES	1073	4619	
100 U KINGDOM	1485	5027	
317 CZECHD S	1224	3569	
327 FRANCE	140378	399221	
376 SWITZRLND	293638	695737	
400 U STATES			3373
GLOVES OF SYNTHETIC FIBRES		3972	
100 U KINGDOM		6064	
327 FRANCE	DZ PR		3380
400 U STATES	648	2931	
SOCKS STOCKINGS SYNTHETIC FIBRE	107	399	
100 U KINGDOM	4	73	
400 U STATES	759	3403	
CLOTHING OF SYNTH FIBRE N O P	DZ PR		3382
100 U KINGDOM	1660	3068	
231 HONG KONG	1106	5121	
313 CHINA	2766	8189	
327 FRANCE	OZ		3383
376 SWITZRLND	19785	8491	
400 U STATES	419	379	
DRESSES SYNTH WOMENS CHILDRENS	128	105	
100 U KINGDOM	1281	673	
327 FRANCE	96	82	
375 SWEDEN	41827	16026	
400 U STATES	63536	25756	
UNDERWEAR KNITTED SYNTHETIC	OZ		3384
100 U KINGDOM	9347	3374	
327 FRANCE	2353	3071	
375 SWEDEN	105	314	
400 U STATES	76472	61637	
CURTAINS OF SYNTHETIC FIBRE	88277	68396	
100 U KINGDOM	LB		3385
400 U STATES	12145	31682	
HANDKERCHIEFS SYNTHETIC FIBRE	1624	2419	
100 U KINGDOM	13769	34101	
400 U STATES	DZ		3390
SYNTHETIC FIBRE MANUFACTRS NOP	74177	10200	
100 U KINGDOM	234076	43626	
327 FRANCE	308253	53826	
344 ITALY	OZ		3391
400 U STATES	86523	12947	
SYNTH FIBRE FOR ELEC APPARATUS	9573	4169	
400 U STATES	612	71	
HAIR CLOTH	126092	29169	
100 U KINGDOM	222800	46356	
FILTER PRESS CLOTH OF HAIR		658	
KAPOK		658	
355 INDONESIA			3393
400 U STATES			
MANILA FIBRE			3401
315 C RICA			
364 PHIL			
400 U STATES			3402
SISAL ISTLE TAMPICO FIBRE			
100 U KINGDOM			
203 B E AFR			
309 BRAZIL			
316 CUBA			
338 HAITI			
352 MEXICO			
400 U STATES			
VEGETABLE FIBRE N O P			
215 INDIA			

IMPORTS INTO CANADA FOR CONSUMPTION

Articles and Countries from which Imported	MONTH OF JANUARY 1950		Class Number
	Quantities	Values (\$)	
400 U STATES	256	6427	
GRASSES SEAWEED MOSSSES BAGASSE	302	6900	3421
100 U KINGDOM		134	
231 HONG KONG		150	
347 JAPAN		511	
400 U STATES		18575	
BINDER TWINE		19370	
CWT			3422
CUIR AND COIR YARN			
100 U KINGDOM	200	2079	3423
215 INDIA	874	6385	
	1074	8464	
MATS RUGS N O P OF COCOA FIBRE			3424
215 INDIA	3825	1473	
400 U STATES	111	60	
	3936	1533	
STRAW OR PAPER CARPETING RUGS			3425
100 U KINGDOM		1580	
231 HONG KONG		105	
		1685	
VEGETABLE FIBRES FOR BRUSHES			3428
352 MEXICO	148	5082	
400 U STATES	130	5458	
	278	10540	
MATS CUT PILE OF COCOA FIBRE			3429
215 INDIA	76600	11042	
	76600	11042	
WASTE FOR FURTHER PREPARATION			3451
100 U KINGDOM	1713	35914	
215 INDIA	562	8049	
304 ARGENTINA	334	7945	
309 BRAZIL	542	11923	
352 MEXICO	360	3429	
363 PERU	438	11008	
400 U STATES	32474	406402	
	36423	484670	
WASTE FOR WIPING RAGS N O P			3452
100 U KINGDOM	360	4467	
354 NETHRLNDS	185	2361	
400 U STATES	31749	225261	
	32224	232089	
WASTE GARNETTED READY FOR USE			3453
400 U STATES	364881	47741	
	364881	47741	
BATTS BATTING WADDING WOOL			3454
FISH NETS NETTINGS COMMERCIAL			3460
100 U KINGDOM		116739	
335 GERMANY		1881	
400 U STATES		17864	
		136484	
FISHING LINES COMMERCIAL			3461
100 U KINGDOM	30631	19008	
400 U STATES	23922	16121	
	54553	35129	
CORDAGE OVER 1 IN CIRC N O P			3462
CORDAGE MANILA OVER 1 IN CIRC			3463
100 U KINGDOM	84697	19217	
400 U STATES	120	63	
	84817	19280	
CORDAGE COMMERCIAL FISH NET			3464
100 U KINGDOM	58794	14352	
400 U STATES	14597	6270	
	73391	20622	
CORDAGE VEG FIB OVER 1 IN CIRC			3465
100 U KINGDOM	7534	4619	
400 U STATES	6548	3047	
	14082	7666	
COTTON FABRIC RUBBERIZED			3472
100 U KINGDOM	303	148	
400 U STATES	627	469	
	930	617	
COTTON WINDOW SHADE CLOTH			3473
100 U KINGDOM	351	363	
	351	363	
COTTON FABRICS COATED N O P			3474
100 U KINGDOM	18490	20431	
400 U STATES	72218	89573	
	90708	110004	
ARTISTS CANVAS COATED PREPARED			3475
100 U KINGDOM		738	
400 U STATES		140	
		878	
CANVAS FLAX FOR TENTS AWNINGS			3476
100 U KINGDOM	3415	2364	
	3415	2364	
FABRICS JUTE COATED			3478
400 U STATES		91	
		91	
FABRICS VEG FIBRE COATED			3479
100 U KINGDOM	2251	1787	
400 U STATES	17893	16002	
	20144	17789	

IMPORTS INTO CANADA FOR CONSUMPTION

Articles and Countries from which Imported	MONTH OF JANUARY 1950		Class Number
	Quantities	Values (\$)	
FABRICS FOR BRATTICE CLOTH			3480
100 U KINGDOM		7229	
400 U STATES		173	
		7402	
FABRICS SILK COATED			3481
400 U STATES		997	
		997	
FABRICS WOOL COATED	LB		3483
400 U STATES	17407	29546	
	17407	29546	
FABRICS SYNTHETIC FIBRE COATED			3484
400 U STATES		8306	
		8306	
OILCLOTH FLOOR LINOLEUM	LB		3485
100 U KINGDOM	2137604	348476	
400 U STATES	411037	58899	
	2548641	407375	
OILCLOTH CARRIAGE SHELF TABLE	LB		3486
100 U KINGDOM	16374	5664	
400 U STATES	40637	33682	
	57011	39346	
TYPEWRITER RIBBONS	LB		3487
100 U KINGDOM	269	282	
400 U STATES	75	443	
	344	725	
FABRICS COTTON TO COVER RUBBER			3488
100 U KINGDOM		3902	
400 U STATES		7545	
		11447	
CORD TIRE FABRICS SYNTH FIBRE	LB		3489
400 U STATES	458074	330327	
	458074	330327	
STIFFENING FABRIC SISAL JUTE			3490
LACE EMBROIDERIES BOBBINET NOP			3501
100 U KINGDOM		52281	
306 BELGIUM		317	
327 FRANCE		22337	
376 SWITZRLND		1252	
400 U STATES		26764	
		102951	
CORSETS GIRDLES BRASSIERES			3510
100 U KINGDOM		411	
400 U STATES		10066	
		10477	
BRACES OR SUSPENDERS AND PARTS			3511
100 U KINGDOM		1202	
400 U STATES		8816	
		10018	
CHURCH VESTMENTS ANY MATERIAL			3512
100 U KINGDOM		82	
306 BELGIUM		133	
327 FRANCE		645	
400 U STATES		903	
		1763	
GARMENTS KNITTED N O P	LB		3514
100 U KINGDOM	34667	140550	
306 BELGIUM	8	57	
344 ITALY	43	783	
359 NORWAY	188	252	
376 SWITZRLND	73	555	
400 U STATES	6572	25480	
	41551	167677	
GLOVES MITTS AND MITTENS N D P	DOZ PR		3515
100 U KINGDOM	68	398	
347 JAPAN	1090	4166	
400 U STATES	198	560	
	1356	5124	
BERETS OF WOOL KNITTED FULLLED	DOZ		3516
100 U KINGDOM	509	1468	
317 CZECHO S	102	449	
327 FRANCE	147	729	
400 U STATES	8	47	
	766	2693	
CAPS BONNETS BERETS N O P	DOZ		3517
100 U KINGDOM	326	2120	
327 FRANCE	124	964	
344 ITALY	10	75	
400 U STATES	730	3064	
	1190	6223	
HATS OF FUR FELT	DOZ		3518
100 U KINGDOM	86	3641	
317 CZECHO S	4	73	
327 FRANCE		17	
400 U STATES	47	3126	
	137	6857	
HATS OF WOOL FELT	DOZ		3519
100 U KINGDOM	35	510	
400 U STATES	42	727	
	77	1237	
HATS N O P	DOZ		3521
100 U KINGDOM	13	658	
327 FRANCE	1	301	
400 U STATES	227	12257	
	241	13216	
FIREMENS SAFETY HELMETS			3522
400 U STATES		7038	
		7038	

IMPORTS INTO CANADA FOR CONSUMPTION

Articles and Countries from which Imported	MONTH OF JANUARY 1950		Class Number
	Quantities	Values (\$)	
KNITTED GOODS N O P	LB		3524
100 U KINGDOM	8	121	
400 U STATES	4604	6064	
	4612	6185	
UNDERWEAR N O P KNITTED	LB		3525
CHENILLE YARNS AND COROS	LB		3548
400 U STATES	24	35	
	24	35	
SOLES COTTON FOR FOOTWEAR			3549
UBED BAGS OF VEGETABLE FIBRE			3550
400 U STATES		74	
		74	
BELTING N O P			3551
100 U KINGDOM		976	
400 U STATES		9424	
		10400	
BLANKETS FOR PRINTING PRESSES			3552
100 U KINGDOM		696	
400 U STATES		39127	
		39823	
BRAIDS COROS FRINGES N O P			3553
100 U KINGDOM		3365	
327 FRANCE		843	
335 GERMANY		170	
344 ITALY		64	
376 SWITZRLND		214	
400 U STATES		6632	
		11288	
CARPETS N O P	SQ FT		3554
100 U KINGDOM	5418	1283	
306 BELGIUM	167066	32842	
344 ITALY	11448	3137	
400 U STATES	4832	1675	
	188764	38937	
CRAPES BLACK MOURNING			3556
CURTAINS N O P			3557
100 U KINGDOM		1364	
400 U STATES		3572	
		4936	
FELT ADHESIVE FOR VESSELS			3558
HAT BRAIDS NOT OVER 6 INCHES			3559
344 ITALY		3966	
376 SWITZRLND		66505	
400 U STATES		36467	
		106938	
HAT SWEATS CAP PEAKS AND BANOS			3560
100 U KINGDOM		1324	
400 U STATES		47676	
		49000	
HOODS AND SHAPES OF FUR FELT	DOZ		3561
100 U KINGDOM	3	71	
317 CZECHO S	16	296	
327 FRANCE	14	309	
344 ITALY	45	908	
400 U STATES	1	77	
	79	1661	
HOODS AND SHAPES OF WOOL FELT	DOZ		3562
400 U STATES	9	145	
	9	145	
HOODS AND SHAPES KNITTED	DOZ		3563
321 ECUADOR	150	3626	
344 ITALY	4259	30326	
347 JAPAN	725	3690	
355 INDONESIA	6900	5716	
376 SWITZRLND	26	431	
400 U STATES	2621	30509	
	14681	74298	
HOODS AND SHAPES N O P	DOZ		3564
327 FRANCE	1	49	
344 ITALY	59	932	
400 U STATES	108	778	
	168	1759	
MATERIALS FOR HAT BRAIOS			3565
SURGICAL DRESSINGS			3566
100 U KINGDOM		35990	
400 U STATES		37974	
		73964	
ELASTIC WEBBING FOR MFRS			3567
100 U KINGDOM		707	
400 U STATES		15762	
		16469	
ELASTIC WEBBING N O P			3568
100 U KINGDOM		1254	
400 U STATES		8146	
		9400	
WINDOW SHADES ON ROLLERS N O P			3569
400 U STATES		447	
		447	
CORDED RIBBONS FOR MENS HATS			3570
400 U STATES		19563	
		19563	

IMPORTS INTO CANADA FOR CONSUMPTION

Articles and Countries from which Imported	MONTH OF JANUARY 1950		Class Number
	Quantities	Values (\$)	
NONELASTIC FABRICS FOR GARTERS 400 U STATES		129	3571
FABRICS FOR CARD CLOTHING 400 U STATES		1272	3572
FIBRE OR TEXTILE PRODUCTS NOP 344 ITALY		171	3573
400 U STATES		125	
		296	
BRAIDED CORD 1 IN CIRC OR LESS 100 U KINGDOM		1684	3574
400 U STATES		625	
		2309	

IMPORTS INTO CANADA FOR CONSUMPTION

Articles and Countries from which Imported	MONTH OF JANUARY 1950		Class Number
	Quantities	Values (\$)	
WOOD WOOD PRODUCTS AND PAPER			
CANE REED OR RATTAN			4002
231 HONG KONG		899	
335 GERMANY		799	
400 U STATES		3652	
		5350	
OSIERS WILLOWS AND BAMBOOS			4003
304 ARGENTINA		442	
400 U STATES		175	
		617	
CORKWOOD UNMANUFACTURED			4011
366 PORTUGAL		229	
400 U STATES		4334	
		4563	
FENCE POSTS			4021
400 U STATES	NO		
	67	30	
	67	30	
HICKORY BILLETS			4022
400 U STATES		9016	
		9016	
POLES TELEGRAPH AND PILING			4024
400 U STATES	NO		
	4870	32933	
	4870	32933	
RAILWAY TIES			4025
400 U STATES	NO		
	8591	19876	
	8591	19876	
LOGS ROUND UNMANUFACTURED NOP			4026
400 U STATES	M FT		
	4914	223678	
	4914	223678	
HANDLE SHINGLE BOLTS FELLOES			4032
400 U STATES		3340	
		3340	
HUB LAST WAGON OAR GUN BLOCKS			4033
400 U STATES		72001	
		72001	
WOOD TEN PIN BLOCKS ROUGH			4034
TEAK AMARANTH TROPICAL WOODS			4041
309 BRAZIL		423	
320 DOM REP		79	
327 FRANCE		1886	
400 U STATES		18408	
		20796	
ASH WHITE			4042
400 U STATES	M FT		
	65	9909	
	65	9909	
CEDAR			4043
400 U STATES	M FT		
	114	17834	
	114	17834	
CHESTNUT			4044
	M FT		
FIR			4045
400 U STATES	M FT		
	437	36062	
	437	36062	
GUMWOOD			4046
400 U STATES	M FT		
	34	5522	
	34	5522	
HEMLOCK			4047
400 U STATES	M FT		
	12	879	
	12	879	
HICKORY			4048
400 U STATES	M FT		
	12	1238	
	12	1238	
MAHOGANY			4049
400 U STATES	M FT		
210 G COAST		3216	
222 B HOND		2559	
400 U STATES		10757	
		16532	
OAK			4050
400 U STATES	M FT		
347 JAPAN		6453	
	1336	185084	
	1370	191537	
PINE SOUTHERN YELLOW OR PITCH			4051
400 U STATES	M FT		
	358	46077	
	358	46077	
PINE WHITE OR OTHER N O P			4052
400 U STATES	M FT		
	865	69898	
	865	69898	
POPLAR			4053
400 U STATES	M FT		
	86	9854	
	86	9854	
REDWOOD			4054
	M FT		
WALNUT			4055
400 U STATES	M FT		
	135	26312	
	135	26312	
LUMBER AND TIMBER HARDWOOD NOP			4056
400 U STATES	M FT		
	191	22770	
	191	22770	
LUMBER AND TIMBER N O P			4057
400 U STATES	M FT		
	22	1470	
	22	1470	
HARDWOOD FLOORING			4058
400 U STATES	M FT		
	450	60523	
	450	60523	
PINE PONDEROSA AND SUGAR			4059
400 U STATES	M FT		
	1196	120300	
	1196	120300	

IMPORTS INTO CANADA FOR CONSUMPTION

Articles and Countries from which Imported	MONTH OF JANUARY 1950		Class Number
	Quantities	Values (\$)	
LATHS	M		4071
PICKETS PLAIN	M		4072
PLYWOOD GLUED OR CEMENTED			4073
400 U STATES		3044	
		3044	
SHINGLES OF WOOD	SQ		4074
VENEERS OF ROSEWOOD ETC			4075
400 U STATES		17541	
		17541	
VENEERS OF WOOD N O P			4076
100 U KINGDOM		184	
400 U STATES		57902	
		58086	
VENEERS OF WOOD TAPED JOINTED			4077
VENEERS AUSTRALIAN BLACKWOOD			4078
PLYWOOD FACED WITH METAL			4079
400 U STATES		1287	
		1287	
BARK CRUDE FOR TANNERS USE	CWT		4081
FIREWOOD	CORD		4082
400 U STATES	20	162	
	20	162	
PULPWOOD	CORD		4083
400 U STATES	1971	33964	
	1971	33964	
SAWDUST OF WOOD OF ALL KINDS			4084
400 U STATES		2526	
		2526	
BARRELS EMPTY SLACK	NO		4090
BARRELS EMPTY TIGHT	NO		4091
400 U STATES	17585	50259	
	17585	50259	
STAVES HEADINGS POPLAR ROUGH			4093
STAVES OAK SAWN SPLIT OR CUT	M		4094
400 U STATES	85	3480	
	85	3480	
STAVES ROUGH SAWN N O P	M		4095
STAVES 5 EIGHTHS INCH OR OVER	M		4096
STAVES N O P	M		4097
400 U STATES	103	5683	
	103	5683	
WOODEN PAILS AND TUBS			4098
HOOPS HEADS AND LINERS OF WOOD			4099
400 U STATES		16364	
		16364	
CORK SLASS BOARDS TILES N O P			4101
400 U STATES		103	
		103	
CORKS THREE FOURTHS IN OR LESS	LB		4102
366 PORTUGAL	688	866	
372 SPAIN	3499	3553	
400 U STATES	35	341	
	4222	4760	
CORKS OVER THREE FOURTHS INCH	LB		4103
100 U KINGDOM	56	60	
366 PORTUGAL	4207	4041	
372 SPAIN	4606	3147	
400 U STATES	5598	5011	
	14467	12259	
CORK SLASS BOARDS FOR MFRS			4104
354 NETHRLNDS		1109	
366 PORTUGAL		21035	
372 SPAIN		66186	
400 U STATES		113819	
		202149	
MANUFACTURES OF CORKWOOD N O P			4105
100 U KINGDOM		2894	
366 PORTUGAL		352	
372 SPAIN		563	
400 U STATES		21812	
		25621	
BICYCLE RIM STRIPS OF MAPLE			4111
BILLETS OF WOOD FOR BATS			4112
400 U STATES		4008	
		4008	
GUM STOCKS OF WALNUT ROUGH			4113
WOOD HANDLES FOR AGRIC IMPL			4114
400 U STATES		14372	
		14372	
HANDLES OF WOOD N O P			4118
100 U KINGDOM		213	
400 U STATES		13545	
		13758	

IMPORTS INTO CANADA FOR CONSUMPTION

Articles and Countries from which Imported	MONTH OF JANUARY 1950		Class Number
	Quantities	Values (\$)	
SHAFTS OR HEADS FOR GOLF CLUBS 400 U STATES		5798	4119
		5798	
LASTS OF WOOD 400 U STATES		3031	4120
		3031	
MEXICAN SADDLE TREES STIRRUPS 400 U STATES		1501	4121
		1501	
SPOKES HICKORY OAK ROUGH			4122
WALKING STICKS AND CANES 100 U KINGDOM 327 FRANCE 400 U STATES		576 51 26 653	4125
SULPHITE PULP BL DISSOLVING 400 U STATES	CWT 3894	36789	4130
	3894	36789	
SODA PULP	CWT		4131
SULPHITE PULP UNBLEACHED 400 U STATES	CWT 43539	197116	4132
	43539	197116	
SULPHITE PULP BLEACHED N O P 400 U STATES	CWT 10748	65975	4133
	10748	65975	
SULPHATE OR KRAFT PULP 400 U STATES	CWT 5547	35372	4134
	5547	35372	
WOOD PULP MECHANICAL	CWT		4135
PULP OF STRAW OR VEG FIBRE NDP 400 U STATES	CWT 9414	76105	4136
	9414	76105	
BOBBINS SHUTTLES AND SPOOLS 400 U STATES		20085	4141
		20085	
CASKETS COFFINS AND METAL PTS 400 U STATES		25047	4142
		25047	
CHARCOAL MADE FROM WOOD 400 U STATES	TON 31	1870	4143
	31	1870	
CHURNS N O P WASHBOARDS 100 U KINGDOM 400 U STATES		145 502 647	4144
CLOTHES PINS AND PARTS 317 CZECHO S 318 DENMARK 400 U STATES	GROSS 5010 600 32	1507 210 74 1791	4145
	5642	1791	
CRUTCHES DR STAFFS 400 U STATES		1673	4146
		1673	
CURTAIN STRETCHERS 400 U STATES		225	4147
		225	
DOORS WOOD 6 FT X 2 FT DR OVER 400 U STATES	NO 70	3573	4148
	70	3573	
EXCELSIOR DR WOOD WOOL			4149
FIBRE AND MANUFACTURES N O P 100 U KINGDOM 400 U STATES		315 63456 63771	4150
FURNITURE MAINLY OF WOOD 100 U KINGDOM 215 INDIA 231 HONG KONG 234 AUSTRALIA 306 BELGIUM 327 FRANCE 344 ITALY 354 NETHRLNDS 375 SWEDEN 400 U STATES		11773 144 910 543 2536 1406 3374 58 297 104029 125070	4151
		125070	
MATCHES OF WOOD			4152
MOULDINGS OF WOOD 400 U STATES		188	4153
		188	
SKIS RACQUETS AND FRAMES BATS 100 U KINGDOM 216 PAKISTAN 327 FRANCE 347 JAPAN 354 NETHRLNDS 359 NORWAY 375 SWEDEN 400 U STATES		1399 456 1441 257 10 1338 947 4066 9914	4154
		9914	

IMPORTS INTO CANADA FOR CONSUMPTION

Articles and Countries from which Imported	MONTH OF JANUARY 1950		Class Number
	Quantities	Values (\$)	
WINDOW SASH OF WOOD 400 U STATES		597	4155
WOOD BOXES CRATES AND SHOOKS 400 U STATES		8171	4156
MANUFACTURES OF WOOD N O P 100 U KINGDOM 231 HONG KONG 306 BELGIUM 317 CZECHOS 327 FRANCE 335 GERMANY 344 ITALY 347 JAPAN 354 NETHRLNDS 359 NORWAY 375 SWEDEN 376 SWITZRLND 400 U STATES		2348 81 2459 85 1228 1665 58 636 68 60 1449 18 141186	4157
BOWLS TRAYS AND DISHES OF WOOD 327 FRANCE 400 U STATES		411 86 497	4158
CARD STOCK BRISTOL BOARD 400 U STATES	LB 906	170	4161
CHIPBOARD NEWS BOARD 400 U STATES	LB 950	170 163	4162
LEATHER BOARD LEATHEROID MFRS 400 U STATES	LB 7079	8522	4163
MILLBOARD AND BINDERS BOARD 400 U STATES	LB 653646	49264	4164
PULPBOARD FOR MFR OF WALLBOARD 400 U STATES	LB 1664435	72989	4165
PULPBOARD TO WRAP ROLLS PAPER STRAWBOARD	LB		4166 4167
TEST BOARD FOR CONTAINERS	LB		4168
WALLBOARD BUILDING BOARD 100 U KINGDOM 400 U STATES	LB 319 2209773	157 81274	4169
PULPBOARD OTHER FIBREBOARD NOP 100 U KINGDOM 400 U STATES	LB 2223 361418	657 49378	4170
ELECTRIC INSULATING PRESSBOARD 100 U KINGDOM 400 U STATES	LB 4278 63666	955 15019	4171
FELTBOARD ROOF FELT NOT COATED	LB	15974	4172
PRESSBOARD N O P 400 U STATES	LB 150537	31727	4173
SHOEBOARDS 400 U STATES	LB 18103	7165	4174
PAPERBOARD FOR SHOEBOARDS 400 U STATES	LB 35241	5361	4175
ENAMELLED PAPER	LB		4178
CARBON PAPER 100 U KINGDOM 400 U STATES	LB 3353 23939	4010 20962	4179
ROTOGRAVURE PRINTING PAPER	LB	24972	4180
BOOK PAPER FOR PERIODICALS 400 U STATES	LB 106917	8030	4181
BOOK PRINTING LITHO PAPER NOP 400 U STATES	LB 90557	14738	4182
BOOK PRINTING PAPER COATED NOP 400 U STATES	LB 5822	2493	4183
COATED PAPERS FOR PERIODICALS	LB		4184
COVER PAPERS NOT PASTED COATED 400 U STATES	LB 24659	5776	4185
COVER PAPERS PASTED COATED 400 U STATES	LB 118802	25771	4186

Articles and Countries from which Imported	MONTH OF JANUARY 1950		Class Number
	Quantities	Values (\$)	
SURFACE COATED PAPER N O P 100 U KINGDOM 306 BELGIUM 400 U STATES	LB 3259 560 88100 91919	1256 231 32592 34079	4187
NEWSPRINT PAPER	LB		4188
WAXED PAPER IN PACKAGE FORM	LB		4189
WAXED PAPER FOR WRAPPING N U P 400 U STATES	LB 2485 2485	898 898	4190
GREASEPROOF AND GLASSINE PAPER 400 U STATES	LB 103714 103714	26390 26390	4191
TISSUE WRAPPING PAPER 400 U STATES	LB 11794 11794	2246 2246	4192
VEGETABLE PARCHMENT PAPER 400 U STATES	LB 120750 120750	33906 33906	4193
WAXED PAPER N O P	LB		4194
WRAPPING PAPER KRAFT	LB		4195
WRAPPING PAPER OILED COATED 400 U STATES	LB 500 500	105 105	4196
WRAPPING PAPER ALL KINDS N O P 100 U KINGDOM 327 FRANCE 400 U STATES	LB 2688 400 4077 7165	780 186 938 1904	4197
DUPLIX BACKING PAPER 400 U STATES	LB 19066 19066	10108 10108	4198
IMITATION PARCHMENT WRAPPING WRAPPER SHEETS AND HEADS	LB		4199
BOND AND LEDGER PAPERS UNCUT 400 U STATES	LB 42739 42739	9456 9456	4201
ENVELOPES 100 U KINGDOM 400 U STATES	M 29 283 312	440 1445 1885	4202
ONION SKIN AND MANIFOLD PAPER 100 U KINGDOM 400 U STATES	LB 7924 20814 28738	869 14636 15505	4203
BOXED PAPER AND PAPETERIES 100 U KINGDOM 327 FRANCE 400 U STATES	LB 321 28 1273 1622	148 52 1251 1451	4204
HAND MADE PAPER 40 C OR OVER 100 U KINGDOM	LB 574 574	410 410	4205
WASTE PAPER 400 U STATES	CWT 48691 48691	51645 51645	4209
ELECTRIC CABLE INSULATG PAPER 400 U STATES	LB 137886 137886	63561 63561	4210
PHOTOGRAPHERS PAPERS 100 U KINGDOM 306 BELGIUM 400 U STATES		1982 1361 47344 50687	4211
BLOTTING PAPER NOT PRINTED 400 U STATES	LB 20079 20079	6742 6742	4212
CIGARETTE PAPER UNGUMMED 400 U STATES	LB 79067 79067	47187 47187	4213
CIGARETTE PAPER GUMMED ROLLS	LB		4214
CIGARETTE PAPERS IN PACKETS 327 FRANCE	M 320 320	4060 4060	4215
CREPE PAPER DECORATIVE ROLLS 400 U STATES	LB 12258 12258	4854 4854	4216
GUMMED PAPER 100 U KINGDOM 400 U STATES	LB 8604 49387 57991	1677 17765 19442	4217
HANGINGS OR WALL PAPER 100 U KINGDOM 400 U STATES	LB 6471 24710 31181	2010 8948 10958	4218
PAPER FOR SHOT SHELLS GUN WADS 100 U KINGDOM 400 U STATES	LB 601 39772 40373	513 7763 8276	4219

IMPORTS INTO CANADA FOR CONSUMPTION

Articles and Countries from which Imported	MONTH OF JANUARY 1950		Class Number
	Quantities	Values (\$)	
PAPIERMACHE WARE N O P 400 U STATES	LB 66	22	4220
PAPER FOR PLAYER PIANO ROLLS	LB 66	22	4221
PAPER OECALCOMANIA 100 U KINGDOM 400 U STATES	LB 2561 5195 7756	807 2882 3689	4222
PAPER MATRIX FOR PRINTING 400 U STATES	LB 78700	24396	4223
PAPER MATTING FOR MFRS 400 U STATES	LB 17331	7592	4224
PAPER PHOTO BARYTA COATED 400 U STATES	LB 35510	15284	4225
SHINGLES OF PAPER OR FELT	LB 35510	15284	4226
ROOFING SHEATHING PAPER PREPRD 400 U STATES	LB 303811	31527	4227
TISSUE PAPER N O P 400 U STATES	LB 14664	3076	4228
TOILET PAPER 400 U STATES	LB 31755	4453	4229
TOWELS AND NAPKINS PLAIN 400 U STATES	LB 28537	24845	4230
WAXED STENCIL PAPER 100 U KINGDOM 400 U STATES	LB 28410 6712 35122	24419 8126 32545	4231
ALL KINDS OF PAPER N O P 100 U KINGDOM 313 CHINA 400 U STATES	LB 37184 181 122394 159759	4782 538 29063 34383	4232
TISSUE PAPER FOR STENCILS	LB		4233
FACIAL TISSUES HANDKERCHIEFS 400 U STATES	LB 591012	93895	4234
PAPER NAPKINS N O P 100 U KINGDOM 400 U STATES	LB 1204 28147 29351	481 5197 5678	4235
CARBONIZING TISSUE PAPER 100 U KINGDOM 400 U STATES	LB 25609 16166 41775	14327 5280 19607	4236
CABLE INSULATING PAPER N O P 400 U STATES	LB 1749	524	4237
CASH REGISTER PAPER 400 U STATES	LB 2176	396	4238
FILTER PAPER 400 U STATES	LB 37606	38297	4239
TABULATING PAPER AND STOCK 400 U STATES	LB 356133	39871	4240
BAGS AND BACKS OF PAPER 100 U KINGDOM 400 U STATES	LB 7050 65078 72128	1456 2498 10954	4241
PAPER PROTECTORS FOR PLANTS 400 U STATES		1362	4242
CONTAINERS PAPERBOARD N O P 100 U KINGDOM 327 FRANCE 400 U STATES	LB 120 608 135642 136370	132 400 36781 37313	4243
MILK BOTTLE CAPS OF PAPER 400 U STATES		489	4244
PAPER TUBES AND CONES FOR YARN 100 U KINGDOM 400 U STATES	LB 4199 17410 21609	1052 6874 7926	4245
PAPER PATTERNS BOOT AND SHOE 400 U STATES		5519	4246
POCKET SPUTUM CUPS AND REFILLS		5519	4247
TWINE YARN PAPER FOR FURNITURE 400 U STATES	LB 548	113	4248
WINDOW BLINDS OF PAPER		113	4251
MANUFACTURES OF PAPER N O P 100 U KINGDOM		13010	4252

Articles and Countries from which Imported	MONTH OF JANUARY 1950		Class Number
	Quantities	Values (\$)	
231 HONG KONG		418	
317 CZECHO S		194	
327 FRANCE		653	
335 GERMANY		288	
347 JAPAN		1226	
375 SWEDEN		189	
400 U STATES		215235	
		231213	
PAPER CORES	LB		4253
400 U STATES	142107	9893	
	142107	9893	
PAPER CUPS DISHES TABLEWARE			4254
400 U STATES		134	
		134	
PAPER OOLIES AND LACE PAPER	LB		4255
100 U KINGDOM	5110	2815	
400 U STATES	28768	10408	
	33878	13223	
PAPER NOVELTIES FLOWERS GAMES			4256
100 U KINGDOM		186	
317 CZECHO S		358	
347 JAPAN		5791	
400 U STATES		907	
		7242	
PAPER PATTERNS N O P			4257
400 U STATES		22331	
		22331	
SHIPPING CONTAINERS	LB		4258
400 U STATES	459616	55134	
	459616	55134	
TRAYS FOR PACKAGING APPLES	LB		4259
400 U STATES	2800	311	
	2800	311	
ARTISTS PROOF ETCHINGS			4261
327 FRANCE		35	
400 U STATES		196	
		231	
ADMIRALTY CHARTS MANUSCRIPTS			4262
100 U KINGDOM		864	
400 U STATES		1154	
		2018	
BLUEPRINTS NOP AND HYDRO PLANS			4263
100 U KINGDOM		1640	
327 FRANCE		59	
400 U STATES		135720	
		137419	
MUSIC FOR MECHANICAL PIANOS			4264
400 U STATES		370	
		370	
MUSIC PRINTED			4265
100 U KINGDOM		2079	
327 FRANCE		1202	
376 SWITZRLND		283	
400 U STATES		29947	
		33511	
NEWSPAPERS OR COMIC SECTIONS			4266
400 U STATES		24219	
		24219	
MAGAZINES NEWSPAPERS UNBOUND			4267
100 U KINGDOM		1709	
327 FRANCE		1655	
400 U STATES		1232136	
		1235500	
PHOTOGRAPHS NEWS ILLUSTRATION			4268
400 U STATES		7362	
		7362	
PHOTOGRAPHS CHROMOS N O P			4269
100 U KINGDOM		8216	
231 HONG KONG		148	
327 FRANCE		113	
354 NETHRLNDS		548	
376 SWITZRLND		317	
400 U STATES		86576	
		95918	
TRANSFERS FOR CHINAWARE			4270
400 U STATES		2681	
		2681	
PHOTOGRAPHS FOR REPRODUCTION			4271
400 U STATES		13429	
		13429	
PAPER FOR DUPLICATING MACHINES	LB		4290
400 U STATES	550	822	
	550	822	
ADVERTISING AND PRINTED MATTER	LB		4291
100 U KINGDOM	21473	18427	
234 AUSTRALIA	30	51	
306 BELGIUM	115	141	
327 FRANCE	1978	1198	
335 GERMANY	79	77	
344 ITALY	100	65	
354 NETHRLNDS	674	475	
366 PORTUGAL	20	47	
375 SWEDEN	760	592	
376 SWITZRLND	346	243	
400 U STATES	479882	409630	
	505457	430946	

IMPORTS INTO CANADA FOR CONSUMPTION

Articles and Countries from which Imported	MONTH OF JANUARY 1950		Class Number
	Quantities	Values (\$)	
BANK NOTES PRINTED MATTER NDP			4292
100 U KINGDOM		3026	
231 HONG KONG		152	
327 FRANCE		120	
335 GERMANY		47	
376 SWITZRLND		204	
380 USSR		271	
400 U STATES		93127	
		96947	
CARDS FOR PLAYING	PACK		4293
400 U STATES	21320	6251	
	21320	6251	
HAND MADE DRAWINGS OR DESIGNS			4294
400 U STATES		12480	
		12480	
LABELS TAGS TICKETS			4295
100 U KINGDDM		794	
366 PORTUGAL		55	
400 U STATES		11421	
		12270	
PICTORIAL POST CARDS FOLDERS	LB		4296
100 U KINGDDM	1001	1131	
400 U STATES	11357	18578	
	12358	19709	
BIBLES PRAYER BOOKS HYMN BOOKS			4301
100 U KINGDOM		18727	
234 AUSTRALIA		110	
306 BELGIUM		14783	
317 CZECHO S		382	
327 FRANCE		11660	
335 GERMANY		897	
344 ITALY		22701	
354 NETHRLNDS		910	
360 ISRAEL		400	
376 SWITZRLND		807	
400 U STATES		133369	
		204746	
BLANK BOOKS RULED DR PLAIN			4302
100 U KINGDOM		505	
400 U STATES		426	
		931	
BOOKS OVER 12 YEARS OLD			4303
100 U KINGDDM		717	
400 U STATES		217	
		934	
TEXT BOOKS FOR SCHOOLS COLLEGE			4305
100 U KINGDOM		21577	
306 BELGIUM		1321	
318 DENMARK		100	
327 FRANCE		4359	
344 ITALY		1918	
354 NETHRLNDS		47	
376 SWITZRLND		15	
400 U STATES		174662	
		203999	
BOOKS NOVELS FICTION			4306
100 U KINGDOM		345	
400 U STATES		10666	
		11011	
BOOKS SCIENCE FOR LIBRARIES			4307
100 U KINGDOM		7934	
306 BELGIUM		413	
327 FRANCE		3498	
375 SWEDEN		25	
400 U STATES		154724	
		166594	
BOOKS GOVERNMENT ASSOCIATION			4308
100 U KINGDOM		3738	
327 FRANCE		367	
400 U STATES		3156	
		7261	
FREIGHT RATES FOR RAILWAYS			4309
100 U KINGDOM		19	
400 U STATES		1817	
		1836	
BOOKS PRINTED PERIODICALS NOP			4310
100 U KINGDOM		45936	
231 HONG KONG		36	
234 AUSTRALIA		15	
327 FRANCE		396	
354 NETHRLNDS		385	
380 USSR		1547	
400 U STATES		378040	
		426355	
BOOKS FOREIGN LANGUAGE			4311
231 HONG KONG		116	
306 BELGIUM		1722	
326 FINLAND		96	
327 FRANCE		45034	
335 GERMANY		75	
352 MEXICO		63	
375 SWEDEN		149	
376 SWITZRLND		1300	
400 U STATES		12989	
		61544	

IMPORTS INTO CANADA FOR CONSUMPTION

Articles and Countries from which Imported	MONTH OF JANUARY 1950		Class Number
	Quantities	Values (\$)	
IRON AND ITS PRODUCTS			
IRON ORE	TON		5001
	100 U KINGDOM	11 643	
400 U STATES	9867 45361		
	9878 46004		
FERRO TUNGSTEN	CWT		5010
PIG IRON FOR AGRIC IMPLEMENTS	TON		5011
	PIG IRON N O P		5012
100 U KINGDOM	56 2511		
	56 2511		
FERRO MANG UNDER 1 PC SILICON	CWT		5013
SILICO MANG OVER 1 PC SILICON	CWT		5014
FERRO SILICON	CWT		5015
400 U STATES	1020 5573		
	1020 5573		
ALLOYS N O P FOR MFR OF STEEL	CWT		5018
100 U KINGDOM	578 8830		
400 U STATES	605 47812		
	1183 56642		
BILLETS BESSEMER FOR TUBES	TON		5019
INGOTS COGGED BLDOMS SLABS NOP	TON		5020
400 U STATES	5 1709		
	5 1709		
INGOTS NOT LESS THAN 3 CTS LB	TON		5021
400 U STATES	1 837		
	1 837		
INGOTS FOR FORGINGS INGOTS NOP	TON		5022
400 U STATES	14 1056		
	14 1056		
SPONGE IRON	TON		5024
CAST SCRAP	TON		5031
100 U KINGDOM	2 32		
400 U STATES	3838 84661		
	3840 84693		
WROUGHT SCRAP	TON		5032
400 U STATES	171 4032		
	171 4032		
TIN PLATE SCRAP	TON		5033
AXLES FOR RAILWAY VEHICLES			5041
400 U STATES		6589	
		6589	
AXLES FOR VEHICLES N O P			5042
400 U STATES		8541	
		8541	
AXLES N O P			5043
400 U STATES		3459	
		3459	
CASTINGS FOR AGRIC IMPLEMENTS			5044
400 U STATES		88971	
		88971	
INGOT MOULDS FOR STEEL			5045
400 U STATES		72791	
		72791	
MOULDS N O P			5046
400 U STATES		9275	
		9275	
CASTINGS MALLEABLE N O P	CWT		5047
100 U KINGDOM	5 167		
400 U STATES	1725 31134		
	1730 31301		
CASTINGS NON MALLEABLE N O P	CWT		5048
100 U KINGDOM	8 144		
400 U STATES	6110 32620		
	6118 32764		
CASTINGS OF STEEL N O P	CWT		5049
100 U KINGDOM	7 83		
400 U STATES	378 10407		
	385 10490		
FORGINGS N O P			5050
100 U KINGDOM		8188	
400 U STATES		44901	
		53089	
FORGINGS HOLLOW AND 20 TONS			5051
100 U KINGDOM		14486	
400 U STATES		4855	
		19341	
PISTON RING CASTINGS ROUGH			5052
400 U STATES		12946	
		12946	
CASTINGS FOR RAILWAY VEHICLES			5054
400 U STATES		312310	
		312310	
TIRES STEEL ROUGH RAILWAY	CWT		5055
400 U STATES	5038 33630		
	5038 33630		
FORGINGS FOR SURGICAL INSTR			5056
STEEL WHEELS FOR RAILWAYS			5057
100 U KINGDOM		22954	
400 U STATES		15586	
		38540	

IMPORTS INTO CANADA FOR CONSUMPTION

Articles and Countries from which Imported	MONTH OF JANUARY 1950		Class Number
	Quantities	Values (\$)	
FORGED GOLF CLUB HEADS 400 U STATES		4378	5058
SEMI FINISHED PISTON CASTINGS 400 U STATES		2578	5059
BARS BILLETS HDT ROLLED N O P 100 U KINGDOM 306 BELGIUM	CWT 50 299 349	185 1031 1216	5071
BARS BILLETS COLD ROLLED N O P 100 U KINGDOM 400 U STATES	CWT 211 7457 7668	3142 65176 68318	5072
BARS BILLETS H R 4CTS AND OVER 100 U KINGDOM 306 BELGIUM 400 U STATES	CWT 4130 296 39264 43690	40010 1238 228931 270179	5073
BARS BILLETS HAMMERED N O P 400 U STATES	CWT 130 130	5956 5956	5074
BARS HDT ROLLED FOR SHAFTING	CWT		5075
BARS SHEETS STRIP FOR SHOVELS	CWT		5076
BARS RODS FOR AGRIC IMPLEMENTS 400 U STATES	CWT 10152 10152	55667 55667	5077
RAILWAY RAILS N O P 400 U STATES	TON 153 153	13201 13201	5078
STEEL GROOVED TRAMWAY RAILS	TON		5079
SHAPES FOR HINGES	CWT		5080
BARS HOT R ROUNDS AND SQUARES 100 U KINGDOM 400 U STATES	CWT 376 1616 1992	1672 13846 15518	5081
RODS FOR HORSESHOE NAILS	CWT		5101
RODS FOR MANUFACTURE OF CHAIN	CWT		5102
RODS NOT OVER 375 IN FOR WIRE 335 GERMANY 400 U STATES	CWT 1091 1538 2629	4187 9378 13565	5103
WELDING RODS OF ALL KINDS 100 U KINGDOM 400 U STATES	CWT 6 4132 4138	69 79154 79223	5104
BLANKS FOR MILLING CUTTERS	CWT		5111
STRIP HOT R 080 INCH OR LESS 100 U KINGDOM 400 U STATES	CWT 3773 323 4096	16089 1599 17688	5112
STRIP HOT R OVER 080 INCH 100 U KINGDOM 306 BELGIUM 400 U STATES	CWT 3874 1359 2374 7607	16273 5870 11044 33187	5113
STRIP COLD R 080 INCH OR LESS 100 U KINGDOM 375 SWEDEN 400 U STATES	CWT 154 294 14459 14907	844 12071 124340 137255	5114
STRIP COLD R OVER 080 INCH 400 U STATES	CWT 1316 1316	13637 13637	5115
STRIP HOT R FOR COLD ROLLING 400 U STATES	CWT 1901 1901	8989 8989	5116
STRIP FOR MANUFACTURE OF MATS	CWT		5117
STRIP COLD ROLLED FOR DODRS	CWT		5118
HOOP TAG METAL FOR LACES			5119
HOOP STEEL FOR COOPERAGE 100 U KINGDOM 400 U STATES	CWT 615 1750 2365	4556 11730 16286	5120
PLATES 66 INCHES WIDE OR LESS 400 U STATES	CWT 3895 3895	16555 16555	5121
PLATES OVER 66 INS LESS 78 INS 100 U KINGDOM 400 U STATES	CWT 14827 4114 18941	49785 17536 67321	5122
PLATES FLANGED CURVED N O P 400 U STATES	CWT 2992 2992	36376 36376	5123
PLATES FOR BOILERS DIGESTERS 400 U STATES	CWT 9389 9389	55334 55334	5124

IMPORTS INTO CANADA FOR CONSUMPTION

Articles and Countries from which Imported	MONTH OF JANUARY 1950		Class Number
	Quantities	Values (\$)	
PLATES STEEL CHEQUER SURFACE 400 U STATES	CWT		5125
	8324	43302	
SHEETS OVER 080 INCH THICK N O P 400 U STATES	CWT		5126
	21856	116798	
SHEETS 080 INCH OR LESS N O P 100 U KINGDOM 400 U STATES	CWT		5127
	6950	29912	
SHEET OR STRIP FOR TIN PLATE 400 U STATES	CWT		5128
	67056	379117	
SHEETS FOR MFR OF HOLLOW WARE 100 U KINGDOM 400 U STATES	CWT		5129
	74006	409029	
SHEETS BLUE FOR HEATING APP 400 U STATES	CWT		5130
	1088	6878	
SHEETS 075 SILICON FOR ELEC APP 100 U KINGDOM 400 U STATES	CWT		5131
	1088	6878	
SHEETS 50 PER POUND OR OVER 400 U STATES	CWT		5132
	644	2899	
SHEETS RUST PROOF OVER 5 CTS 100 U KINGDOM 400 U STATES	CWT		5133
	10594	62907	
SHEETS CORRUGATED AND PEBBLED 100 U KINGDOM 400 U STATES	CWT		5134
	11238	65806	
SHEETS COATED WITH PAINT TAR 100 U KINGDOM 400 U STATES	CWT		5135
	815	4551	
SHEETS COATED WITH ENAMEL	CWT		5136
	815	4551	
SHEETS COATED WITH TIN 100 U KINGDOM 400 U STATES	CWT		5137
	2443	21753	
SHEETS COATED WITH METAL N O P 400 U STATES	CWT		5139
	34902	375218	
SHEETS COATED WITH ZINC N O P 100 U KINGDOM 400 U STATES	CWT		5140
	37345	396971	
SHEETS FOR COATING WITH METALS	CWT		5141
	55314	376954	
SHEETS SHAPED FOR AGRIC IMPL 400 U STATES	CWT		5142
	55314	376954	
SHEETS FOR MFR BUCKLE CLASPS 400 U STATES	CWT		5143
	992	38680	
SHEETS COLD ROLLED FOR HINGES 400 U STATES	CWT		5144
	8765	332443	
SHEETS FOR MFR OF SADDLERY 400 U STATES	CWT		5145
	9757	371123	
SHEETS TEMPERED FOR SAWS 400 U STATES	CWT		5146
	356	1704	
SHEETS NOT TEMPERED FOR SAWS 100 U KINGDOM 400 U STATES	CWT		5147
	5473	37383	
SHEETS COLD ROLLED FOR PIPE 400 U STATES	CWT		5148
	5829	39087	
SKELP 14 INS OR LESS FOR PIPE 400 U STATES	CWT		5149
	300	1697	
SKELP OVER 14 INS FOR PIPE 400 U STATES	CWT		5150
	13704	139517	
HOT R STRIP FOR MOTOR VEHICLES 400 U STATES	CWT		5151
	14004	141214	
WROUGHT OR PUDDLED IRON BILLET	CWT		5152
	33	456	
HOOP STRIP BESSEMER FOR HINGES 400 U STATES	CWT		5153
	1282	9500	
PLATES 78 INCHES AND OVER 100 U KINGDOM 400 U STATES	CWT		5154
	1315	9956	
PLATES HOT R FOR OISC WHEELS	CWT		5155
	412	12467	
SHEETS COLO R FOR STAMPINGS	CWT		5156
	412	12467	
	CWT		
	4721	32648	
	27873	223745	
	32594	256393	
	CWT		
	7152	82160	
	7152	82160	
	CWT		
	1771	13998	
	1771	13998	
	CWT		
	2876	20034	
	2876	20034	
	CWT		
	47	281	
	47	281	
	CWT		
	76	3806	
	76	3806	
	CWT		
	120	1453	
	1515	36331	
	1635	37784	
	CWT		
	13201	66017	
	13201	66017	
	CWT		
	236692	911763	
	236692	911763	
	CWT		
	74806	257171	
	74806	257171	
	CWT		
	46357	235661	
	46357	235661	
	CWT		
	75	425	
	75	425	
	CWT		
	498	2353	
	6468	31210	
	6966	33563	
	CWT		
	CWT		

IMPORTS INTO CANADA FOR CONSUMPTION

Articles and Countries from which Imported	MONTH OF JANUARY 1950		Class Number
	Quantities	Values (\$)	
SHEETS COATED LEAD AND TIN 400 U STATES	CWT 9166	71382	5157
ANGLES BEAMS 35 LBS OR OVER 100 U KINGDOM 400 U STATES	CWT 3213 200585 203798	13044 858214 871258	5161
ANGLES BEAMS N O P 100 U KINGDOM 400 U STATES	CWT 1304 20781 22085	8014 124883 132897	5162
ANGLES DRILLED 400 U STATES	CWT 106 106	1628 1628	5163
BEAMB UNDER 5 1 HALF LB PER YD 400 U STATES	CWT 3545 3545	16481 16481	5164
MASTS ANGLES PLATES FOR SHIPS 400 U STATES	CWT 20618 20618	89728 89728	5165
SASH OR CASEMENT SECTIONS 306 BELGIUM 400 U STATES	CWT 223 2107 2330	1169 14211 15380	5166
SHAPES 35 LBS PER YARD OR OVER 400 U STATES	CWT 7157 7157	34563 34563	5167
BILL SECTIONS FOR RAILWAY CARS	CWT		5168
PIPE CAST 5 CTS PER LB OR LESS 100 U KINGDOM	CWT 12898 12898	38577 38577	5181
PIPE CAST N O P 400 U STATES	CWT 199 199	6401 6401	5182
PIPE TUBES FOR BOILERS 400 U STATES		150217 150217	5183
PIPE BEDSTEAD BRASS TRIMMINGS			5184
PIPE WROUGHT 2 ONE HALF INCHES 100 U KINGDOM 400 U STATES		508 9332 9840	5185
PIPE SEAMLESS 5 CTS PER LB NOP 100 U KINGDOM 400 U STATES		4558 152039 156597	5186
PIPE WROUGHT OVER 10 1 HALF IN 100 U KINGDOM 400 U STATES		68592 435281 503873	5187
PIPE WROUGHT LESS 10 1 HALF IN 100 U KINGDOM 400 U STATES		13327 170574 183901	5188
TUBES WROUGHT COATED HALF INCH 400 U STATES		12638 12638	5190
PIPE WROUGHT N O P 100 U KINGDOM 400 U STATES		1239 29659 30898	5191
PIPE FITTINGS COUPLINGS N O P 100 U KINGDOM 400 U STATES		243 165058 165301	5192
PIPE SEAMLESS COLD DR POLISHED 100 U KINGDOM 400 U STATES		573 5663 6236	5193
TUBING STEEL FOR FISHING HOOS 400 U STATES		1682 1682	5194
CASING GAS WATER OR OIL WELL 100 U KINGDOM 400 U STATES		2274 615595 617869	5195
PIPE FITTINGS WELDING TYPE 400 U STATES		85206 85206	5196
PIPE FOR WELDING TYPE FITTINGS 400 U STATES		30189 30189	5197
WIRE BARBED FENCING 100 U KINGDOM	CWT 600 600	4631 4631	5201
WIRE FLAT QUARTER INCH OR LESS 400 U STATES	CWT 1042 1042	17844 17844	5203
WIRE ZINC COATEU N O P 400 U STATES	CWT 1331 1331	25806 25806	5204

IMPORTS INTO CANADA FOR CONSUMPTION

Articles and Countries from which Imported	MONTH OF JANUARY 1950		Class Number
	Quantities	Values (\$)	
WIRE COATED NOP OR COVERED 100 U KINGDOM 400 U STATES	CWT 2 291 293	66 9775 9841	5205
WIRE ROPE FOR RIGGING SHIPS	CWT		5206
WIRE ROPE CABLE NOP IRON STEEL 100 U KINGDOM 400 U STATES	CWT 929 638 1567	16366 16702 33068	5207
WIRE FOR UPHOLSTERY SPRINGS 400 U STATES	CWT 3045 3045	21630 21630	5208
WIRE FOR CORSET STEELS 100 U KINGDOM 400 U STATES	CWT 31 499 530	1118 15510 16628	5209
WIRE FOR MFR OF WIRE ROPE 100 U KINGDOM 400 U STATES	CWT 7299 18962 26261	66995 223620 290615	5210
WIRE COMMERCIAL FISHING N O P			5211
WIRE FOR MFR CARD CLOTHING 400 U STATES	CWT 15 15	772 772	5212
WIRE ZINC COATED FOR FENCING	CWT		5213
WIRE OF IRON OR STEEL N O P 335 GERMANY 400 U STATES	CWT 10 7501 7511	674 114165 114839	5214
WIRE FENCING NOT LESS 080 INCH 400 U STATES		2448 2448	5215
WIRE FENCING WOVEN N O P 400 U STATES		2467 2467	5216
NETTING FOR FUR FARMS			5217
WIRE SCREENS DOORS WINDOWS 400 U STATES		513 513	5218
WIRE MESH IN ACETATE FILM 100 U KINGDOM 400 U STATES		3412 672 4084	5219
WIRE CLOTH 400 U STATES		5461 5461	5220
WIRE NETTING 100 U KINGDOM 400 U STATES		4715 18992 23707	5221
WIRE RUSTPROOF FOR FISHING 400 U STATES		83 83	5222
CABLE CHAIN FOR SHIPS 400 U STATES	CWT 441 441	2924 2924	5231
COIL CHAIN 9 EIGHTHS AND OVER 366 PORTUGAL 400 U STATES	CWT 20 6 26	700 285 985	5232
COIL CHAIN UNDER 9 EIGHTHS IN 100 U KINGDOM 400 U STATES	CWT 109 209 318	1471 5159 6630	5233
SPROCKET CHAIN FOR AGRIC IMPL 100 U KINGDOM 400 U STATES		3624 93284 96908	5234
SILENT CHAIN ROLLER CHAIN 100 U KINGDOM 400 U STATES		7743 54776 62519	5235
CHAINS N O P 100 U KINGDOM 327 FRANCE 400 U STATES		2129 116 41722 43967	5236
DIESEL ENGINE PARTS N O P 100 U KINGDOM 376 SWITZRLND 400 U STATES		13406 3826 242498 259730	5240
BOILERS AND PARTS N O P 400 U STATES		22583 22583	5241
AUTOMOBILE ENGINES AND PARTS 100 U KINGDOM 381 ALASKA 400 U STATES	NO 2 917 919	7905 29 926168 934102	5242
ENGINES DIESEL SEMI DIESEL 100 U KINGDDM 234 AUSTRALIA	NO 16 10	12392 3006	5243

IMPORTS INTO CANADA FOR CONSUMPTION

Articles and Countries from which Imported	MONTH OF JANUARY 1950		Class Number
	Quantities	Values (\$)	
366 PORTUGAL	1	7500	
400 U STATES	98	488181	
	125	511079	
ENGINES GAS MARINE AND PARTS	NO		5244
100 U KINGDOM	2	840	
400 U STATES	35	37096	
	37	37936	
ENGINES MOTOR TRUCK AND PARTS	NO		5245
100 U KINGDOM	7	8044	
400 U STATES	917	309047	
	924	317091	
ENGINES FISHING BOAT AND PARTS	NO		5246
400 U STATES	7	2466	
	7	2466	
PARTS OF AIRCRAFT ENGINES			5248
100 U KINGDOM		237438	
234 AUSTRALIA		1595	
400 U STATES		121954	
		360987	
OUTBOARD MOTORS AND PARTS	NO		5250
400 U STATES	11	41631	
	11	41631	
ENGINES UP TO 1 AND 1 HALF HP	NO		5251
100 U KINGDOM	2	138	
400 U STATES	325	9687	
	327	9825	
ENGINES GAS N O P AND PARTS	NO		5252
100 U KINGDOM	161	9620	
400 U STATES	1877	472246	
	2038	481866	
ENGINES STEAM N O P AND PARTS	NO		5253
100 U KINGDOM		1515	
400 U STATES	30	141907	
	30	143422	
FIRE ENGINES MACHINES AND PTS	NO		5254
400 U STATES	6	8750	
	6	8750	
LOCOMOTIVES RAILWAY N O P	NO		5255
LOCOMOTIVE CHASSIS TOPS WHEELS			5256
100 U KINGDOM		23972	
400 U STATES		111929	
		135901	
LOCOMOTIVES SAWMILL MINING	NO		5257
100 U KINGDOM		190	
400 U STATES	4	73331	
	4	73521	
ENGINES AIRCRAFT UP TO 200 HP	NO		5258
100 U KINGDOM	4	8030	
400 U STATES	4	5245	
	8	13275	
ENGINES AIRCRAFT 201 TO 500 HP	NO		5259
100 U KINGDOM	2	4060	
400 U STATES	1	3481	
	3	7541	
ENGINES AIRCRAFT 501 TO 1000HP	NO		5260
ENGINES AIRCRAFT OVER 1000 HP	NO		5261
100 U KINGDOM	9	196239	
	9	196239	
CREAM SEPARATOR PARTS			5290
375 SWEDEN		2012	
400 U STATES		10042	
		12054	
CREAM SEPARATORS	NO		5292
375 SWEDEN	72	3442	
400 U STATES	18	5811	
	90	9253	
MILK CLARIFIERS AND PARTS			5293
400 U STATES		812	
		812	
MILKING MACHINES AND PARTS			5294
100 U KINGDOM		309	
400 U STATES		105030	
		105339	
PASTEURIZERS DAIRY AND PARTS	NO		5295
100 U KINGDOM	8	20303	
400 U STATES	4	11416	
	12	31719	
POWER DAIRY MACHINERY			5296
400 U STATES		88518	
		88518	
FORKS PRONGED	002		5301
400 U STATES	1	33	
	1	33	
HARVESTERS AND PARTS	NO		5302
400 U STATES	1	83864	
	1	83864	
HAY LOADERS AND PARTS	NO		5303
400 U STATES	1	8063	
	1	8063	
HAY TEDDERS AND PARTS	NO		5304
400 U STATES		348	
		348	
MOWING MACHINES AND PARTS	NO		5305
400 U STATES	227	113852	
	227	113852	

IMPORTS INTO CANADA FOR CONSUMPTION

Articles and Countries from which Imported	MONTH OF JANUARY 1950		Class Number
	Quantities	Values (\$)	
POTATO DIGGERS PLANTERS PARTS 400 U STATES	NO 166	37339	5306
RAKES HORSE OR POWER AND PARTS 400 U STATES	NO 197	88554	5307
RAKES M O P 347 JAPAN 400 U STATES	DOZ 233	310	5308
REAPERS AND PARTS SCYTHES	NO 00Z	581	5309
RICKLES OR REAPING HOOKS 400 U STATES	DOZ 276	891	5310
CULTIVATORS SCUFFLERS AND PTS 100 U KINGDOM 400 U STATES	DOZ 10	125	5311
DRILLS SEED SEEDERS AND PARTS 100 U KINGDOM 400 U STATES	DOZ 10	125	5321
HARROWS DISC AND PARTS 100 U KINGDOM 400 U STATES	NO 00Z	790	5322
HARROWS AND PARTS M O P 400 U STATES	DOZ 10	207847	5323
MOES 400 U STATES	NO 1	282245	5324
PLOUGHS DISC AND PARTS 400 U STATES	DOZ 1	159	5325
PLOUGHS AND PARTS M O P 100 U KINGDOM 400 U STATES	NO 150	129328	5326
ROLLERS FARM OR LAWN AND PARTS 400 U STATES	NO 150	129487	5327
FANNING MILL PEAVINERS AND PTS 400 U STATES	NO 53	34791	5328
HARVESTER COMBINES AND PARTS 100 U KINGDOM 400 U STATES	NO 227	34791	5329
THRESHING MACHINE SEPARATORS 400 U STATES	NO 1	31	5331
THRESHING MACHINE PARTS 400 U STATES	NO 1	31	5332
ELECT GENERATORS FARM AND PTS 400 U STATES	NO 53	476211	5333
FODDER FEED CUTTERS AND PARTS 400 U STATES	NO 30	476211	5334
FRUIT VEGETABLE GRADING MACH 100 U KINGDOM 400 U STATES	NO 30	7037	5342
GRAIN HAY GRINDERS AND PARTS 400 U STATES	NO 227	205795	5343
HAY PRESSES AND PARTS 400 U STATES	NO 227	212832	5344
MANURE SPREADERS AND PARTS 400 U STATES	NO 53	8034	5345
POST HOLE DIGGERS AND PARTS 400 U STATES	NO 38	8034	5350
SPADES AND SHOVELS M O P 100 U KINGDOM 400 U STATES	NO 54	15974	5352
SPRAYING AND DUSTING MACHINES 400 U STATES	NO 54	1086	5353
STUMPING MACHINES AND PARTS	NO 34	77	5354
TRACTION DITCHING MACH AND PTS 400 U STATES	NO 113	1575	5355
TRACTION ENGINES GASOLINE 100 U KINGDOM 400 U STATES	NO 147	1652	5356
	NO 10	24234	5357
	4971	7709203	
	4981	7733437	

IMPORTS INTO CANADA FOR CONSUMPTION

Articles and Countries from which Imported	MONTH OF JANUARY 1950		Class Number
	Quantities	Values (\$)	
TRACTION ENGINE PARTS			5358
100 U KINGDOM		11981	
335 GERMANY		358	
375 SWEDEN		255	
400 U STATES		1986864	
		1999458	
WINDMILLS AND PARTS			5361
400 U STATES		2652	
		2652	
PRUNING HOOKS SHEARS DEHORERS			5362
100 U KINGDOM		28	
400 U STATES		6072	
		6100	
AGRIC IMPLEMENTS N O P AND PARTS			5363
100 U KINGDOM		668	
400 U STATES		47123	
		47791	
KNIVES AND FORKS TABLE			5371
100 U KINGDOM		15352	
318 DENMARK		58	
327 FRANCE		108	
335 GERMANY		785	
400 U STATES		26167	
		42470	
POCKET KNIVES			5372
100 U KINGDOM		24876	
327 FRANCE		69	
335 GERMANY		5241	
344 ITALY		456	
347 JAPAN		437	
352 MEXICO		409	
400 U STATES		15725	
		47213	
RAZORS N O P AND PARTS			5373
100 U KINGDOM		16723	
327 FRANCE		136	
335 GERMANY		1454	
375 SWEDEN		96	
400 U STATES		1260	
		19669	
SAFETY RAZOR BLADES	DOZ		5374
100 U KINGDOM	36260	8457	
400 U STATES	12816	1597	
	49076	10054	
SCISSORS AND SHEARS N O P			5375
100 U KINGDOM		13534	
216 PAKISTAN		200	
306 BELGIUM		419	
327 FRANCE		40	
335 GERMANY		20710	
344 ITALY		1604	
375 SWEDEN		41	
400 U STATES		38099	
		74647	
OTHER KNIVES N O P			5376
100 U KINGDOM		4315	
231 HONG KONG		48	
327 FRANCE		224	
335 GERMANY		1862	
400 U STATES		8514	
		14963	
SPOONS			5377
100 U KINGDOM		2987	
318 DENMARK		58	
335 GERMANY		531	
400 U STATES		1768	
		5344	
KNIVES BUTCHER AND KITCHEN			5378
100 U KINGDOM		9142	
327 FRANCE		193	
335 GERMANY		635	
375 SWEDEN		593	
400 U STATES		14051	
		24614	
HINGES AND BUTTS	LB		5381
100 U KINGDOM	6084	757	
327 FRANCE	144	134	
335 GERMANY	660	496	
375 SWEDEN	5321	1453	
400 U STATES	57115	46133	
	69324	48973	
CUT NAILS	CWT		5391
400 U STATES	126	2522	
	126	2522	
RAILWAY SPIKES	CWT		5392
400 U STATES	128	1011	
	128	1011	
TACKS ALL KINDS N O P	LB		5393
400 U STATES	1981	792	
	1981	792	
WIRE NAILS OVER ONE INCH	CWT		5394
400 U STATES	4039	37796	
	4039	37796	
NAILS AND BRADS N O P	LB		5395
335 GERMANY	1522	719	
400 U STATES	12535	5966	
	14057	6685	

Articles and Countries from which Imported	MONTH OF JANUARY 1950		Class Number
	Quantities	Values (\$)	
SPRING BEARD AND LATCH NEEDLES	M		5401
100 U KINGDOM	10	406	
400 U STATES	221	7436	
	231	7842	
NEEDLES M O P			5402
100 U KINGDOM		21196	
335 GERMANY		6492	
347 JAPAN		1419	
400 U STATES		34913	
		64020	
PINS M O P	LB		5403
100 U KINGDOM	25825	16391	
317 CZECHO S	30	287	
327 FRANCE	13	88	
400 U STATES	5547	5734	
	31415	22500	
PINS FOR MARKING SYSTEMS	LB		5404
400 U STATES	1756	2750	
	1756	2750	
NUTS AND BOLTS WASHERS RIVETS	LB		5411
100 U KINGDOM	532	417	
400 U STATES	489705	154993	
	490237	155410	
MACHINE AND OTHER SCREWS M O P			5412
100 U KINGDOM		872	
400 U STATES		107859	
		108731	
WOOD SCREWS OF IRON OR STEEL			5413
100 U KINGDOM		50	
400 U STATES		2057	
		2107	
FISH HOOKS COMMERCIAL			5421
100 U KINGDOM		459	
359 NORWAY		6027	
400 U STATES		3183	
		9669	
HARDWARE M O P			5422
100 U KINGDOM		6419	
327 FRANCE		528	
375 SWEDEN		393	
400 U STATES		111504	
		118844	
LOCKS M O P			5423
100 U KINGDOM		1195	
335 GERMANY		352	
400 U STATES		12696	
		14243	
SKATES ALL KINDS AND PARTS	PAIR		5424
100 U KINGDOM	22	170	
400 U STATES	674	1666	
	696	1836	
CARPET SWEEPERS	NO		5441
400 U STATES	252	1816	
	252	1816	
CLEANERS ELECTRIC VACUUM	NO		5442
100 U KINGDOM	2895	77113	
354 NETHRLNDS	3	91	
375 SWEDEN	56	4121	
400 U STATES	1875	70838	
	4829	152163	
CLEANERS HAND VACUUM AND PARTS			5443
100 U KINGDOM		27763	
400 U STATES		71986	
		99749	
CLOTHES WRINGERS DOMESTIC			5444
400 U STATES		37412	
		37412	
SEWING MACHINES	NO		5445
100 U KINGDOM	407	20779	
306 BELGIUM	1	62	
317 CZECHO S	250	9014	
344 ITALY	1	55	
347 JAPAN	114	4283	
375 SWEDEN	51	2440	
400 U STATES	3218	329967	
	4042	366600	
SEWING MACHINE ATTACHMENTS			5446
100 U KINGDOM		7861	
400 U STATES		24189	
		32050	
SEWING MACHINE PARTS			5447
100 U KINGDOM		67393	
335 GERMANY		40	
344 ITALY		46	
347 JAPAN		22	
400 U STATES		160095	
		227596	
WATER PUMPS DOMESTIC	NO		5449
100 U KINGDOM	9	180	
400 U STATES	250	11464	
	259	11644	
WASHING MACHINES ELECTRIC	NO		5450
400 U STATES	38	2759	
	38	2759	
WASHING MACH POWER NOT ELECT	NO		5451
400 U STATES	2	44	
	2	44	

IMPORTS INTO CANADA FOR CONSUMPTION

Articles and Countries from which Imported	MONTH OF JANUARY 1950		Class Number
	Quantities	Values (\$)	
WASHING MACH HAND OPERATED	NO		5452
WASHING MACHINE PARTS			5453
400 U STATES		243332	
		243332	
ARTICLES FOR SMELTING IRON			5461
400 U STATES		15022	
		15022	
BLOWERS SMELTING APPARATUS			5462
400 U STATES		1215	
		1215	
BUDDLES VANNERS SLIME TABLES			5463
CAR LOADING MACHINES COAL			5464
400 U STATES		3326	
		3326	
CHOCK RELEASE APPARATUS			5465
COAL HEADING MACHINES			5466
100 U KINGDOM		401	
		401	
MINERS LAMPS AND ACCESSORIES			5467
400 U STATES		25545	
		25545	
AMALGAM SAFES ORE SAMPLERS			5468
400 U STATES		30209	
		30209	
SUNDRY METALLURGICAL APPARATUS			5469
400 U STATES		21866	
		21866	
DIAMOND DRILLS CORE DRILLS			5470
100 U KINGDOM		257	
400 U STATES		29014	
		29271	
MINE LOADING MACH CONVEYORS			5471
100 U KINGDOM		23052	
400 U STATES		218015	
		241067	
MINE HOISTS NOT MADE IN CANADA			5472
MACHINERY ALLUVIAL MINING			5473
MACHINERY ORE HANDLING			5474
MACHINERY ORE CONCENTRATION			5475
400 U STATES		3205	
		3205	
MACHINERY METAL REFINING			5476
400 U STATES		1694	
		1694	
ORE CRUSHERS GRINDING MILLS			5477
100 U KINGDOM		309	
400 U STATES		48563	
		48892	
COAL CUTTERS AUGERS DRILLS			5478
100 U KINGDOM		939	
327 FRANCE		982	
400 U STATES		450	
		2371	
POWER DRIVEN PUMPS FOR MINES			5479
PUMPS PREC METAL EXTRACTION			5480
400 U STATES		1604	
		1604	
ROCK DRILLS AND PARTS	NO		5481
100 U KINGDOM	2	2195	
375 SWEDEN		7385	
400 U STATES	26	67178	
	28	76758	
WELL DRILLING MACHINERY			5482
400 U STATES		1227699	
		1227699	
ROPE FOR WELL DRILLING MACH			5483
ADDING MACHINES AND PARTS	NO		5500
100 U KINGDOM	90	4147	
318 DENMARK	54	1016	
375 SWEDEN	78	7570	
400 U STATES	187	70312	
	409	83045	
BOOKKEEPING MACHINES AND PARTS	NO		5501
344 ITALY	6	1706	
375 SWEDEN	20	3409	
400 U STATES	280	527317	
	306	532432	
CASH REGISTERS			5502
100 U KINGDOM		297	
400 U STATES		13648	
		13945	
CASH REGISTER PARTS			5503
400 U STATES		108866	
		108866	
DICTATING MACHINES AND PARTS			5504
100 U KINGDOM		33456	
400 U STATES		109984	
		143440	
TYPEWRITERS	NO		5505
100 U KINGDOM	139	5476	
400 U STATES	48	8996	
	187	14472	
TYPEWRITER PARTS			5506
100 U KINGDOM		2628	

IMPORTS INTO CANADA FOR CONSUMPTION

Articles and Countries from which Imported	MONTH OF JANUARY 1950		Class Number
	Quantities	Values (\$)	
400 U STATES		173528	
MACHINERY 412A PAPER WORKING		176156	5511
100 U KINGDOM		9632	
317 CZECHOS		4582	
327 FRANCE		523	
400 U STATES		424854	
MACHINERY 412A CELLULOSE		439591	5512
400 U STATES		22794	
NEWSPAPER PRESSES AND PARTS	NO	22794	5513
400 U STATES	1	439550	
FLAT BED CYL PRESSES AND PARTS	1	439550	5514
400 U STATES	NO	30342	
PRINTING PRESSES AND PARTS	3	30342	5515
100 U KINGDOM	NO	133078	
335 GERMANY	10	11603	
400 U STATES	446	282464	
TYPECASTING MACHINES AND PARTS	556	427145	5516
400 U STATES		196531	
TYPENAKING ACCESSORIES AND PARTS		196531	5517
400 U STATES		10939	
AIR COMPRESSING MACH AND PARTS		10939	5521
100 U KINGDOM		12727	
400 U STATES		194351	
BAKERY MACHINERY AND PARTS		207078	5522
100 U KINGDOM		22300	
400 U STATES		155721	
BOX END MACHINERY AND PARTS		178021	5523
COAL CARBONIZING MACH AND PARTS			5524
400 U STATES		6890	
CLAY PRODUCTS MACH AND PARTS		6890	5526
400 U STATES		26634	
COAL COKE AND GAS MACH AND PARTS		26634	5527
100 U KINGDOM		2304	
400 U STATES		7111	
WASTE RECOVERY MACH AND PARTS		9415	5528
100 U KINGDOM		1172	
400 U STATES		3432	
COAL HANDLING MACHINES AND PARTS		4604	5529
400 U STATES		57309	
CONCRETE MIXING MACH AND PARTS	NO	57309	5530
400 U STATES	30	44513	
CRANES HOISTS NOP AND PARTS	30	44513	5531
100 U KINGDOM	NO	11762	
400 U STATES	5	419021	
DENTAL ENGINES ELECTRIC	189	430783	5532
100 U KINGDOM	NO	1000	
400 U STATES	5	2349	
DIES FOR STAMPING METAL PLATES	9	3349	5533
400 U STATES	14		
HAND FIRE EXTINGUISHERS			5534
100 U KINGDOM		460	
400 U STATES		61207	
FERTILIZER MACHINERY AND PARTS		61667	5535
400 U STATES		11152	
FISH PREPARING MACH AND PARTS		11152	5536
100 U KINGDOM		1359	
400 U STATES		1605	
REFRIGERATING MACH AND PARTS		2964	5537
100 U KINGDOM		2921	
400 U STATES		387167	
KEYMAKING MCH FOR CANS AND PARTS		390088	5538
LAWN MOWERS	NO		5539
100 U KINGDOM	6349	33435	
400 U STATES	117	13184	
LEATHER MACHINERY AND PARTS	6466	46619	5540
400 U STATES		63407	
LOGGING MACHINERY AND PARTS		63407	5541
400 U STATES		158124	
METAL DRILLING MACH AND PARTS		158124	5542
100 U KINGDOM		12126	

IMPORTS INTO CANADA FOR CONSUMPTION

Articles and Countries from which Imported	MONTH OF JANUARY 1950		Class Number
	Quantities	Values (\$)	
400 U STATES		253873	
METAL GRINDING MACH AND PARTS		265999	5543
100 U KINGDOM		22572	
400 U STATES		350989	
METALWORKING LATHES AND PARTS		373561	5544
100 U KINGDOM		11114	
335 GERMANY		2498	
376 SWITZRLND		32	
400 U STATES		359369	
METAL MILLING MACHINES AND PTS		373013	5545
100 U KINGDOM		545	
400 U STATES		196704	
METALWORKING PLANERS AND PARTS		197249	5546
400 U STATES		37135	
METALWORKING PRESSES AND PARTS		37135	5547
100 U KINGDOM		889	
327 FRANCE		395	
335 GERMANY		232	
400 U STATES		1167120	
METAL ROLLING MILL MCH AND PTS		1168636	5548
100 U KINGDOM		10926	
400 U STATES		112665	
METAL SHAPERS SLOTTERS AND PTS		123591	5549
100 U KINGDOM		2706	
400 U STATES		161263	
METALWORKING MCH N O P AND PTS		163969	5550
100 U KINGDOM		27514	
376 SWITZRLND		31	
400 U STATES		515575	
MOTION PICTURE PROJECTORS		543120	5551
100 U KINGDOM		3616	
376 SWITZRLND		734	
400 U STATES		70686	
MET MAKING MACHINES AND PARTS		75036	5552
OIL PRODUCING MACH AND PARTS			5554
DZONE GENERATORS AND PARTS			5555
400 U STATES		3549	
PAPER MILL MACHINES AND PARTS		3549	5556
100 U KINGDOM		4613	
400 U STATES		97646	
PULP MILL MACHINES AND PARTS		102259	5557
400 U STATES		35392	
POWER PUMPS N O P AND PARTS	NO	35392	5558
100 U KINGDOM	23	5001	
400 U STATES	1211	305730	
RIFLE MAKING MACHINERY	1234	310731	5559
ROAD MAKING MACHINERY AND PTS			5560
400 U STATES		138575	
TRENCH AND DITCH MACH AND PTS		138575	5561
400 U STATES		918	
ROLLERS STREET ROAD AND PARTS	NO	918	5562
100 U KINGDOM	1	3318	
400 U STATES		615	
ROLLS SAND CAST CHILLED CAST	1	3933	5563
100 U KINGDOM		296	
400 U STATES		72264	
SAWMILL MACHINERY AND PARTS		72560	5564
400 U STATES		8544	
SCRAPERS RAILWAY OR ROAD		8544	5565
400 U STATES		55167	
SHOE MACHINERY AND PARTS		55167	5566
100 U KINGDOM		1455	
344 ITALY		2285	
400 U STATES		44642	
SHOVELS POWER AND PARTS	NO	48382	5567
400 U STATES	13	256921	
STAVE MAKING MACH AND PARTS	13	256921	5568
400 U STATES		1572	
STREET CLEANING MACH AND PARTS		1572	5569
400 U STATES		25547	
		25547	

IMPORTS INTO CANADA FOR CONSUMPTION

Articles and Countries from which Imported	MONTH OF JANUARY 1950		Class Number
	Quantities	Values (\$)	
BEET SUGAR MACHINERY AND PARTS 400 U STATES		4695	5570
VENEER DRYING MACHINES AND PTS 400 U STATES		4695	5571
WATER METERS N O P AND PARTS 100 U KINGDOM 400 U STATES	NO	24316	5572
WATER TURBINES AND PARTS 100 U KINGDOM 400 U STATES	16	2141	5573
WIRE STITCHER STAPLERS AND PTS 375 SWEDEN 400 U STATES	26	42042	5574
YARN CORD FABRIC MACH AND PTS 100 U KINGDOM 317 CZECHO S 376 SWITZRLNO 400 U STATES	42	44183	5575
ALL MACHINERY N O P AND PARTS 100 U KINGDOM 306 BELGIUM 318 DENMARK 327 FRANCE 335 GERMANY 354 NETHRLNOS 375 SWEDEN 376 SWITZRLNO 400 U STATES		110 3568 3678 3206 50021 53227	5576
CIGARETTE CIGAR MACH AND PARTS 100 U KINGDOM 375 SWEDEN 400 U STATES		143766 50 2402 1311323 1457541	5577
VENEER OR PLYWOOD MACH AND PTS 400 U STATES		85889 205 11577 42 250 65 730 2160 3103513 3204431	5578
PURIFIERS FOR FISH OILS			5579
FORGED STEEL ROLLS 400 U STATES		104977 173 12431 117581	5580
FIXED METERS GAUGES FOR LIQUID 400 U STATES		12332 12332	5581
AIR CONDITIONING APP AND PARTS 100 U KINGDOM 400 U STATES			5582
DIES IN THE ROUGH 400 U STATES		99737 99737	5583
BOTTLING MACHINES AND PARTS 100 U KINGDOM 400 U STATES		30503 30503	5584
BULLDOZERS EARTHMOVERS AND PTS 100 U KINGDOM 400 U STATES		1166 277580 278746	5585
CONVEYING EQUIPMENT AND PARTS 100 U KINGDOM 400 U STATES			5586
POWER JACKS AND PARTS 400 U STATES		3190 3190	5587
STONE CRUSHING MACH AND PARTS 400 U STATES		2559 90281 92840	5588
WOODWORKING MACH AND PARTS N O P 100 U KINGDOM 400 U STATES	NO	185 571227 571412	5589
SPRINGS FOR SURGICAL TRUSSES 400 U STATES	137		5591
SPRINGS FOR RAILWAY VEHICLES 400 U STATES	137		5592
SPRINGS FOR OTHER VEHICLES 400 U STATES		4510 238917 243427	5593
SPRINGS FOR FURNITURE 400 U STATES	NO		5594
SPRINGS FOR CLOCKS 400 U STATES	1401	49971 49971	5595
	1401	10185 10185	
		15963 231043 247006	
	LB		
	14	54	
	14	54	
		11261 11261	
		1330 1330	
		191 191	
		255 255	

IMPORTS INTO CANADA FOR CONSUMPTION

Articles and Countries from which Imported	MONTH OF JANUARY 1950		Class Number
	Quantities	Values (\$)	
BATHS BATHTUBS OF STEEL			5600
100 U KINGDOM		236	
400 U STATES		29266	
		29502	
BASINS CLOSETS SINKS			5601
100 U KINGDOM		4576	
400 U STATES		46503	
		51079	
CONTAINERS TINPLATE FOR FOOD			5602
400 U STATES		91972	
		91972	
CONTAINERS TINPLATE N O P			5603
100 U KINGDOM		576	
309 BRAZIL		694	
400 U STATES		39506	
		40776	
HOLLOW WARE ENAMELLED IRON			5604
100 U KINGDOM		3510	
400 U STATES		19195	
		22705	
HOLLOW WARE IRON N O P			5605
100 U KINGDOM		875	
231 HONG KONG		12	
400 U STATES		118659	
		119546	
KITCHEN DAIRY HOLLOW WARE TIN			5606
100 U KINGDOM		215	
400 U STATES		7798	
		8013	
MFRS OF TIN AND TINPLATE N O P			5607
100 U KINGDOM		1629	
231 HONG KONG		73	
327 FRANCE		748	
400 U STATES		105986	
		108436	
ANVILS AND VISES			5621
100 U KINGDOM		1591	
375 SWEDEN		16	
400 U STATES		14683	
		16290	
AUGERS BITS AND DRILLS			5622
100 U KINGDOM		30174	
234 AUSTRALIA		44	
327 FRANCE		2978	
335 GERMANY		3529	
400 U STATES		92761	
		129486	
AXES	DDZ		5623
400 U STATES	4	58	
	4	58	
FILES N O P AND RASPS	DOZ		5624
100 U KINGDOM	925	2216	
375 SWEDEN	244	1788	
376 SWITZRLND	120	498	
400 U STATES	3324	15675	
	4613	20177	
HACK SAW BLADES			5625
100 U KINGDOM		1703	
400 U STATES		10979	
		12682	
SAWS N O P			5626
100 U KINGDOM		3234	
335 GERMANY		71	
359 NORWAY		445	
375 SWEDEN		6667	
400 U STATES		31657	
		42074	
WRENCHES			5627
100 U KINGDOM		561	
335 GERMANY		536	
375 SWEDEN		655	
400 U STATES		79930	
		81682	
ADZES CLEAVERS HATCHETS PLANES			5628
100 U KINGDOM		6867	
234 AUSTRALIA		1964	
327 FRANCE		20	
335 GERMANY		323	
375 SWEDEN		9585	
376 SWITZRLND		87	
400 U STATES		60686	
		79532	
ENGINEERS PRECISION TOOLS			5629
100 U KINGDOM		11544	
234 AUSTRALIA		340	
327 FRANCE		173	
335 GERMANY		5849	
347 JAPAN		99	
376 SWITZRLND		6340	
400 U STATES		116080	
		140425	
TOOLS N O P			5630
100 U KINGDOM		17188	
335 GERMANY		1232	
375 SWEDEN		5043	
376 SWITZRLND		349	
400 U STATES		303761	
		327573	

IMPORTS INTO CANADA FOR CONSUMPTION

Articles and Countries from which Imported	MONTH OF JANUARY 1950		Class Number
	Quantities	Values (\$)	
FILES MANICURE			5631
100 U KINGDOM		425	
335 GERMANY		30	
400 U STATES		1282	
		1737	
AUTOMOBILES FREIGHT NEW	NO		5641
100 U KINGDOM	575	486901	
400 U STATES	219	570085	
	794	1056986	
AUTOS PASS NEW UNDER 1200 DOL	NO		5642
100 U KINGDOM	2773	2288196	
	2773	2288196	
AUTOS PASS NEW 1200 TO 2100 DOL	NO		5643
100 U KINGDOM	23	31536	
327 FRANCE	4	5690	
400 U STATES	163	261345	
	190	298571	
AUTOS PASS NEW N O P	NO		5644
100 U KINGDOM	14	38171	
400 U STATES	17	38997	
	31	77168	
MOTOR OMNIBUSES NEW	NO		5645
400 U STATES	1	10124	
	1	10124	
PARTS OF MOTOR BUS BODIES 4381			5646
100 U KINGDOM		546	
400 U STATES		490390	
		490936	
AXLES BRAKES CLUTCHES TRUCK			5648
100 U KINGDOM		2085	
400 U STATES		500516	
		502601	
AUTO PARTS OF STEEL 438E3			5649
100 U KINGDOM		103599	
327 FRANCE		1278	
400 U STATES		3263820	
		3368697	
BICYCLES N O P	NO		5651
100 U KINGDOM	2525	52907	
317 CZECHO S	50	754	
327 FRANCE	25	846	
400 U STATES	17	471	
	2617	54978	
BICYCLE PARTS			5652
100 U KINGDOM		21720	
344 ITALY		305	
400 U STATES		3089	
		25114	
CARS RAILWAY BOX AND FLAT	NO		5653
400 U STATES	15	22977	
	15	22977	
CARS RAILWAY PASSENGER	NO		5654
CARS RAILWAY TANK	NO		5655
400 U STATES	57	192796	
	57	192796	
CARS RAILWAY N O P	NO		5656
400 U STATES	15	16946	
	15	16946	
CARS RAILWAY PARTS OF			5657
400 U STATES		66847	
		66847	
MOTOR RAIL CARS AND PARTS	NO		5658
400 U STATES		22938	
		22938	
MOTOR CYCLES SIDE CARS AND PTS	NO		5660
100 U KINGDOM	179	77413	
317 CZECHO S	12	1821	
335 GERMANY	3	342	
400 U STATES	11	15624	
	205	95200	
MOTOR VEHICLES N O P	NO		5661
100 U KINGDOM	5	8134	
400 U STATES	139	203418	
	144	211552	
TRACTION ENGINES NOP AND PARTS	NO		5663
TRICYCLES N O P	NO		5664
100 U KINGDOM	4	34	
400 U STATES	488	1724	
	492	1758	
AUTOMOBILE PARTS TARIFF 4388			5665
100 U KINGDOM		9864	
400 U STATES		860842	
		870706	
AUTOMOBILE PARTS TARIFF 438C			5666
100 U KINGDOM		3110	
327 FRANCE		341	
400 U STATES		255288	
		258739	
AUTO PARTS 438C1 438C2 438C3			5667
100 U KINGDOM		1966	
400 U STATES		4882106	
		4884072	
AUTO PARTS NOT BTEEL 438E3 4			5669
100 U KINGDOM		25127	
327 FRANCE		825	

IMPORTS INTO CANADA FOR CONSUMPTION

Articles and Countries from which Imported	MONTH OF JANUARY 1950		Class Number
	Quantities	Values (\$)	
344 ITALY		114	
400 U STATES		1240772	
FRAMES FOR BICYCLES	NO	1266838	5670
TRUCKS BODIES FOR STREET CARS			5671
FACTORY WAREHOUSE TRUCKS MOTOR	NO		5672
100 U KINGDOM	3	11980	
400 U STATES	75	209324	
	78	221304	
ROLLER BEARINGS AND PARTS			5680
100 U KINGDOM		7137	
375 SWEDEN		26075	
400 U STATES		178385	
		211597	
ANCHORS FOR VESSELS	CWT		5681
100 U KINGDOM	122	1140	
400 U STATES	37	615	
	159	1955	
ANNULAR BALL BEARINGS FOR AUTO		205951	5682
400 U STATES		205951	
BALLS ROLLERS FOR BEARINGS		8815	5683
400 U STATES		8815	
BURNISHING BALLS		1732	5684
400 U STATES		1732	
BALL BEARINGS AND PARTS N O P			5685
100 U KINGDOM		12220	
375 SWEDEN		71616	
376 SWITZRLNO		1188	
400 U STATES		159578	
		244602	
BOTTLES STEEL FOR GAS			5686
100 U KINGDOM		78	
220 BERMUDA		640	
227 BAHAMAS		1420	
400 U STATES		45848	
		47986	
BAYONETS SWORDS FOILS MASKS			5687
100 U KINGDOM		89	
327 FRANCE		391	
		480	
MATERIALS FOR CREAM SEPARATORS			5688
DRUMS CYLINDERS BARRELS TANKS			5690
100 U KINGDOM		44	
400 U STATES		80937	
		80981	
FRAMES FOR PURSES RETICULES			5691
100 U KINGDOM		3471	
327 FRANCE		249	
400 U STATES		66849	
		70569	
FURNITURE OF METAL			5692
100 U KINGDOM		14461	
400 U STATES		72826	
		87287	
MATERIALS FOR BUOYS			5693
100 U KINGDOM		58	
400 U STATES		20568	
		20626	
GOLF SHAFTS OF SEAMLESS STEEL			5694
100 U KINGDOM		14847	
375 SWEDEN		721	
400 U STATES		1975	
		17543	
MATERIALS FOR RIFLES			5695
METAL PARTS FOR SHOTGUNS			5696
400 U STATES		1680	
		1680	
GUN BARRELS ROUGH BORED			5697
400 U STATES		144	
		144	
GUNS RIFLES AIR GUNS FIREARMS			5698
100 U KINGDOM		3682	
306 BELGIUM		179	
400 U STATES		6695	
		10556	
GUNS NOT MADE IN CANADA			5699
100 U KINGDOM		8038	
306 BELGIUM		3390	
375 SWEDEN		1621	
400 U STATES		37965	
		51014	
KNIFE FORK SCISSORS BLANKS			5700
100 U KINGDOM		96	
400 U STATES		12554	
		12650	
METAL PARTS LOOSELEAF BINDERS			5701
100 U KINGDOM		2027	
400 U STATES		18429	
		20456	

IMPORTS INTO CANADA FOR CONSUMPTION

Articles and Countries from which Imported	MONTH OF JANUARY 1950		Class Number
	Quantities	Values (\$)	
MAGIC LANTERNS AND SLIDES			5702
100 U KINGDOM		4156	
327 FRANCE		346	
400 U STATES		72650	
		77152	
PRESSED STEEL BELT PULLEYS			5703
100 U KINGDOM		2273	
400 U STATES		5434	
		7707	
RAILWAY TIES FISH PLATES IRON			5704
400 U STATES	CWT		
	1329	11429	
	1329	11429	
RAILWAY INTERSECTION LAYOUTS			5705
400 U STATES		3187	
		3187	
SAFES AND DOORS FOR VAULTS			5706
100 U KINGDOM		1060	
400 U STATES		34862	
		35922	
SCALES BALANCES WEIGHING BEAMS			5707
100 U KINGDOM		14441	
400 U STATES		94998	
		109439	
STEEL WOOL			5708
400 U STATES		3702	
		3702	
LATH OF IRON OR STEEL			5709
100 U KINGDOM	CWT	22420	
400 U STATES		46	
	2701	23375	
VALVES IRON OR STEEL N D P			5713
100 U KINGDOM		31383	
400 U STATES		214258	
		245641	
MANUFACTURES OF IRON STEEL NOP			5714
100 U KINGDOM		79970	
234 AUSTRALIA		16	
327 FRANCE		2241	
335 GERMANY		59	
354 NETHRLNDS		3636	
375 SWEDEN		326	
376 SWITZRLND		1009	
400 U STATES		1901078	
		1988335	
COOKING STOVES COAL OR WOOD			5715
400 U STATES	NO		
	7	163	
	7	163	
COOKING STOVES ELEC OVER 2500L			5716
400 U STATES	NO		
	124	16516	
	124	16516	
COOKING STOVES GAS OVER 10 DOL			5717
400 U STATES	NO		
	410	40881	
	410	40881	
COOKING STOVES OIL OVER 10 DOL			5718
400 U STATES	NO		
	9	846	
	9	846	
FURNACES DOMESTIC HOT WATER			5719
FURNACES DOMESTIC WARM AIR			5720
400 U STATES	NO		
	3	381	
	3	381	
OIL BURNERS			5721
400 U STATES	NO		
	341	50166	
	341	50166	
RADIATORS CAST IRON			5722
400 U STATES	SQ FT		
	725	526	
	725	526	
ELECTRIC COOKING APPARATUS NOP			5723
100 U KINGDOM		3573	
400 U STATES		29142	
		32715	
HEATING COOKING APPARATUS NOP			5724
100 U KINGDOM		3997	
400 U STATES		31271	
		35968	
PARTS HEATING AND COOKING APP			5725
100 U KINGDOM		2052	
400 U STATES		504092	
		506144	
OVENS COMMERCIAL BAKERY			5726
100 U KINGDOM		3768	
400 U STATES		42179	
		45947	
GAS STOVE THERMOSTATS LIGHTERS			5727
400 U STATES		33136	
		33136	
HEATERS OIL 20 DOLLARS OR OVER			5728
400 U STATES	NO		
	193	5584	
	193	5584	
METAL STAMPINGS FOR BATHTUBS			5729
400 U STATES	CWT		
	3852	53524	
	3852	53524	
INDUSTRIAL FURNACES AND PARTS			5730
100 U KINGDOM		3195	
400 U STATES		126174	
		129369	

IMPORTS INTO CANADA FOR CONSUMPTION

Articles and Countries from which Imported	MONTH OF JANUARY 1950		Class Number
	Quantities	Values (\$)	
RANGE OIL BURNERS 400 U STATES	NO 51	1065	5731
	51	1065	
WATER HEATERS OF ALL TYPES	NO		5732
100 U KINGDOM	4	178	
400 U STATES	230	12005	
	234	12183	

Articles and Countries from which Imported	MONTH OF JANUARY 1950		Class Number
	Quantities	Values (\$)	
NONFERROUS METALS AND PRODUCTS			
ALUMINA			
100 U KINGDOM	CWT	85 984	6001
400 U STATES		214 3058	
		299 4042	
BAUXITE ORE			
221 B GUIANA	CWT	120512 109124	6002
400 U STATES		232616 238091	
		353128 347215	
CRYOLITE OR KRYOLITE			
400 U STATES	CWT	1210 13378	6003
		1210 13378	
ALUMINUM PIGS INGOTS BLOCKS			
	CWT		6004
ALUMINUM SCRAP			
	CWT		6005
ALUMINUM ANGLES CHANNELS BEAMS			
400 U STATES	CWT	296 27922	6006
		296 27922	
ALUMINUM BARS RODS AND WIRE			
400 U STATES	CWT	29 1313	6007
		29 1313	
ALUMINUM LEAF OR FOIL			
100 U KINGDOM		168	6009
400 U STATES		6456	
		6624	
ALUMINUM PIPES AND TUBES			
400 U STATES	CWT	20 2237	6010
		20 2237	
ALUMINUM PLATES SHEETS STRIPS			
100 U KINGDOM	CWT	1132 24190	6011
400 U STATES		1417 55185	
		2549 79375	
ALUMINUM POWDER			
400 U STATES	LB	3838 2528	6012
		3838 2528	
ALUMINUM WIRE AND CABLE			
400 U STATES	CWT	10 888	6013
		10 888	
ALUMINUM HOUSEHOLD HOLLOW WARE			
100 U KINGDOM		27142	6014
375 SWEDEN		491	
400 U STATES		24403	
		52036	
ALUMINUM MANUFACTURES N O P			
100 U KINGDOM		9592	6015
318 DENMARK		303	
327 FRANCE		81	
335 GERMANY		292	
344 ITALY		27	
375 SWEDEN		282	
400 U STATES		341156	
		351733	
BRASS IN BLOCKS INGOTS OR PIGS			
400 U STATES	CWT	1 64	6021
		1 64	
BRASS SCRAP			
100 U KINGDOM	CWT	7 52	6022
400 U STATES		4 83	
		11 135	
BRASS IN BARS AND RODS			
400 U STATES	CWT	250 9622	6023
		250 9622	
BRASS IN STRIPS SHEETS PLATES			
400 U STATES	CWT	159 9202	6024
		159 9202	
BRASS TUBING			
100 U KINGDOM	CWT	111 2709	6025
400 U STATES		487 32951	
		598 35660	
METAL CAPS FOR ELEC BATTERIES			
400 U STATES		2058	6026
		2058	
BRASS CUPS FOR PAPER CARTRIDGE			
BRASS OR BRONZE COIN LOCKS			
400 U STATES		119	6027
		119	6029
BRASS HAND PUMPS N O P			
400 U STATES		673	6030
		673	
BRASS VALVES			
100 U KINGDOM		149	6031
400 U STATES		138390	
		138539	
BRASS METERS AND PARTS			
100 U KINGDOM		2649	6032
400 U STATES		18687	
		21336	
BRASS WIRE N O P			
100 U KINGDOM	LB	100 39	6033
400 U STATES		7270 4280	
		7370 4319	
BRASS WIRE CLOTH OR WOVEN WIRE			
400 U STATES		1765	6034
		1765	
BRASS MANUFACTURES N O P			
100 U KINGDOM		15749	6035

IMPORTS INTO CANADA FOR CONSUMPTION

Articles and Countries from which Imported	MONTH OF JANUARY 1950		Class Number
	Quantities	Values (\$)	
215 INDIA		231	
306 BELGIUM		435	
327 FRANCE		7924	
347 JAPAN		171	
354 NETHRLNDS		896	
375 SWEDEN		838	
400 U STATES		734289	
		760533	
BRASS WIRE FOR FOURDRINIER			6036
400 U STATES		2166	
		2166	
COPPER IN BLOCKS PIGB INGOTS	CWT		6042
COPPER SCRAP	CWT		6043
COPPER BARS FOR ELECTRIC WIRES	CWT		6044
400 U STATES	4808	101584	
	4808	101584	
COPPER IN BARB OR RODS N O P	CWT		6046
400 U STATES	83	3227	
	83	3227	
COPPER IN STRIPS SHEETS PLATES	CWT		6047
100 U KINGDOM	125	6116	
400 U STATES	156	7515	
	281	13631	
COPPER TUBING	CWT		6048
400 U STATES	343	18446	
	343	18446	
COPPER ROLLERS FOR WALL PAPER			6049
100 U KINGDOM		3447	
400 U STATES		1406	
		4853	
COPPER WIRE N O P	LB		6050
400 U STATES	2689	2063	
	2689	2063	
COPPER WIRE CLOTH WOVEN WIRE			6051
COPPER MANUFACTURES OF N O P			6052
100 U KINGDOM		158	
327 FRANCE		116	
400 U STATES		38225	
		38499	
LEAD IN PIGS AND BLOCKS	LB		6061
400 U STATES	44070	5327	
	44070	5327	
LEAD OLD AND SCRAP	LB		6062
316 CUBA	105215	6976	
	105215	6976	
LEAD IN BARS AND SHEETS	LB		6063
LEAD PIPE	LB		6064
LEAD CAPSULES FOR BOTTLES			6065
100 U KINGDOM		4313	
354 NETHRLNDS		2890	
400 U STATES		5051	
		12254	
LEAD SHOT AND BULLETS	LB		6066
100 U KINGDOM	180	56	
	180	56	
TEA LEAD	LB		6067
LEAD MANUFACTURES N O P			6068
100 U KINGDOM		1010	
347 JAPAN		143	
400 U STATES		9853	
		11006	
RODS 90 PC NICKEL FOR WIRE	LB		6070
NICKEL NICKEL SILVER IN INGOTS	LB		6071
NICKEL BARS RODS STRIPS SHEETS	LB		6072
359 NORWAY	394	257	
400 U STATES	239248	171463	
	239642	171720	
NICKEL SILVER BARS RODS STRIPS	LB		6073
400 U STATES	6050	3703	
	6050	3703	
NICKEL CHROMIUM IN BARS RODS	LB		6074
400 U STATES	3798	4429	
	3798	4429	
NICKEL MANUFACTURES NOT PLATED			6075
100 U KINGDOM		3392	
400 U STATES		31473	
		34865	
NICKEL AND PLATED HOLLOW WARE			6076
100 U KINGDOM		173	
400 U STATES		532	
		705	
NICKEL PLATED WARE N O P			6077
100 U KINGDOM		20041	
231 HONG KONG		1958	
305 AUSTRIA		8875	
306 BELGIUM		208	
317 CZECHO S		68	

IMPORTS INTO CANADA FOR CONSUMPTION

Articles and Countries from which Imported	MONTH OF JANUARY 1950		Class Number
	Quantities	Values (\$)	
327 FRANCE		341	
335 GERMANY		1370	
344 ITALY		45	
347 JAPAN		12289	
375 SWEDEN		283	
376 SWITZRLND		54	
400 U STATES		317562	
		363094	
ELECTRD PLATED WARE GILT WARE			6082
100 U KINGDOM		7444	
231 HONG KONG		1885	
305 AUSTRIA		85	
327 FRANCE		555	
335 GERMANY		362	
344 ITALY		850	
347 JAPAN		2565	
400 U STATES		354760	
		368506	
GOLD FOR COMMERCIAL PURPOSES	02		6083
400 U STATES	170	5761	
	170	5761	
GOLD SILVER SWEEPS GOLD FRINGE			6084
327 FRANCE		442	
		442	
GOLD SILVER DUTCH METAL LEAF			6085
100 U KINGDOM		6982	
400 U STATES		4651	
		11633	
GOLD MANUFACTURES N O P			6086
335 GERMANY		424	
400 U STATES		24056	
		24480	
PLATINUM PALLADIUM IRIIDIUM			6087
100 U KINGDOM		3618091	
400 U STATES		7607	
		3625698	
PLATINUM CRUCIBLES			6088
400 U STATES		68400	
		68400	
PLAT RETORT FOR SULPHURIC ACIO			6089
BLACK OXIDE COPPER FOR COLOURS	LB		6090
100 U KINGDOM	200	154	
	200	154	
SILVER UNMANUFACTURED	02		6091
400 U STATES	2673	2090	
	2673	2090	
COIN FOREIGN EXCEPT GOLD			6092
TOILET ARTICLES OF STERLING			6093
100 U KINGDOM		841	
400 U STATES		144	
		985	
SILVER MANUFACTURES N O P			6094
100 U KINGDOM		36343	
231 HONG KONG		50	
318 DENMARK		889	
327 FRANCE		141	
335 GERMANY		334	
347 JAPAN		4005	
400 U STATES		6101	
		47863	
TIN BLOCKS PIGS OR BARS	CWT		6101
218 B MALAYA	2576	218966	
400 U STATES	1472	132966	
	4048	351932	
TINFOIL	LB		6102
100 U KINGDDM	150	70	
400 U STATES	15	24	
	165	94	
COLLAPSIBLE TUBES OF METAL			6103
400 U STATES		2687	
		2687	
ZINC SPELTER	CWT		6111
ZINC BLOCKS PIGS BARS PLATES	CWT		6112
ZINC STRIP AND SHEETS	CWT		6113
100 U KINGDOM	196	3000	
306 BELGIUM	112	1744	
400 U STATES	3333	62128	
	3641	66872	
ZINC DUST	CWT		6115
400 U STATES	510	7967	
	510	7967	
ZINC MANUFACTURES N O P			6116
100 U KINGDOM		560	
400 U STATES		160814	
		161374	
ZINC SLUGS FOR DRY BATTERIES			6117
400 U STATES		1144	
		1144	
BABBITT METAL IN BLOCKS BARS	CWT		6121
400 U STATES	31	429	
	31	429	
BRITANNIA METAL PIGS BLOCKS	CWT		6122

IMPORTS INTO CANADA FOR CONSUMPTION

Articles and Countries from which Imported	MONTH OF JANUARY 1950		Class Number
	Quantities	Values (\$)	
BRITANNIA METAL MANUFACTURES			6123
100 U KINGDOM		820	
400 U STATES		654	
		1474	
CHROMIUM TUNGSTEN FOR ALLOYS	LB		6124
400 U STATES	822	3582	
	822	3582	
ALLOY SLUGS CAST WITH DIAMONDS			6125
400 U STATES		6557	
		6557	
PHOSPHOR TIN PHOSPHOR BRONZE	LB		6126
100 U KINGDOM	66351	29520	
400 U STATES	28542	19642	
	94893	49162	
ALLOYS OF COPPER			6129
400 U STATES		41765	
		41765	
ALLOYS OF MAGNESIUM			6130
400 U STATES		10240	
		10240	
CLOCKS	NO		6131
100 U KINGDOM	452	3342	
306 BELGIUM	11	57	
317 CZECHOS	1000	793	
327 FRANCE	123	414	
335 GERMANY	4793	10253	
347 JAPAN	250	774	
376 SWITZRLND	176	1270	
400 U STATES	35465	132569	
	42270	149472	
CLOCK MOVEMENTS AND CASES			6132
100 U KINGDOM		1568	
327 FRANCE		88	
400 U STATES		7197	
		8853	
PARTS OF CLOCK MOVEMENTS			6133
100 U KINGDOM		245	
327 FRANCE		33	
335 GERMANY		989	
376 SWITZRLND		1052	
400 U STATES		32299	
		34618	
TIME RECORDERS			6134
100 U KINGDOM		34	
376 SWITZRLND		392	
400 U STATES		15779	
		16305	
WATCHES			6135
100 U KINGDOM		850	
305 AUSTRIA		15	
327 FRANCE		137	
376 SWITZRLND		116638	
400 U STATES		5374	
		123014	
WATCH CASES AND PARTS			6136
327 FRANCE		981	
376 SWITZRLND		10022	
400 U STATES		84312	
		95315	
WATCH ACTIONS AND MOVEMENTS			6137
327 FRANCE		858	
376 SWITZRLND		307547	
400 U STATES		19224	
		327629	
PARTS OF WATCH MOVEMENTS			6138
376 SWITZRLND		35951	
400 U STATES		24621	
		60642	
BATTERIES FLASHLIGHT AND PARTS			6139
BATTERIES HEARING AID AND PTS			6140
400 U STATES		21316	
		21316	
BATTERIES ELECTRIC PRIMARY NOP			6141
100 U KINGDOM		3374	
400 U STATES		7756	
		11130	
BATTERIES STORAGE N O P PARTS			6142
100 U KINGDOM		3174	
400 U STATES		66326	
		69570	
APPARATUS ELECTRIC HEATING NOP			6143
100 U KINGDOM		26	
400 U STATES		48720	
		48746	
DYNAMOS GENERATORS AND PTS NOP			6144
100 U KINGDOM		31052	
234 AUSTRALIA		257	
335 GERMANY		499	
400 U STATES		547026	
		578834	
FUSES FUSE PLUGS CUTOUTS PARTS			6145
100 U KINGDOM		609	
400 U STATES		40813	
		41422	
FLUORESCENT TUBES ARC LAMPS	NO		6146
100 U KINGDOM	1000	360	

IMPORTS INTO CANADA FOR CONSUMPTION

Articles and Countries from which Imported	MONTH OF JANUARY 1950		Class Number
	Quantities	Values (\$)	
400 U STATES	26231	6891	
	27231	7251	
LAMPS ELECTRIC CARBON FILAMENT	NO		6147
LAMPS ELECTRIC METAL FILAMENT	NO		6148
100 U KINGDOM	1194	2118	
400 U STATES	3423	2326	
	4617	4444	
LIGHTS HEAD SIDE TAIL TORCHES			6149
100 U KINGDOM		981	
234 AUSTRALIA		537	
327 FRANCE		31	
400 U STATES		54541	
		56090	
ELECTRIC LIGHT FIXTURES N O P			6150
100 U KINGDOM		1717	
317 CZECHO S		17162	
327 FRANCE		825	
335 GERMANY		498	
344 ITALY		2989	
347 JAPAN		828	
376 SWITZRLND		172	
400 U STATES		248882	
		273073	
LIGHTNING ARRESTERS REACTORS			6151
400 U STATES		8994	
		8994	
MAGNETOB FOR GAS ENGINES			6152
400 U STATES		1799	
		1799	
METERS ELECTRIC AND PARTS NOP			6153
100 U KINGDOM		727	
400 U STATES		68944	
		69671	
MOTORS ELECTRIC UNDER 10 DOL	NO		6154
400 U STATES	14924	59959	
	14924	59959	
MOTORS ELEC OVER 10DOL AND PTS			6155
100 U KINGDOM		38709	
375 SWEDEN		5015	
376 SWITZRLND		1166	
400 U STATES		709262	
		754152	
RHEOSTATS CONTROLLERS STARTERS			6156
100 U KINGDOM		25120	
376 SWITZRLND		4467	
400 U STATES		491792	
		521379	
SAD IRONS ELECTRIC AND PARTS			6157
100 U KINGDOM		12579	
400 U STATES		13967	
		26546	
SELFCONTAINED LIGHTING OUTFITS			6158
400 U STATES		3211	
		3211	
SOCKETS OUTLETS RECEPTACLES			6159
400 U STATES		49655	
		49655	
SPARK PLUGS MAGNETOB IGNITION			6160
400 U STATES		1064	
		1064	
SWITCHES SWITCHBOARDS AND PTS			6161
100 U KINGDOM		9497	
376 SWITZRLND		5254	
400 U STATES		499005	
		513756	
SWITCH GEAR FOR COAL MINES			6162
100 U KINGDOM		18617	
400 U STATES		4190	
		22807	
TELEGRAPH APPARATUS AND PARTS			6163
100 U KINGDOM		1797	
400 U STATES		94875	
		96672	
TELEPHONE APPARATUS AND PARTS			6164
100 U KINGDOM		63470	
318 DENMARK		309	
400 U STATES		475859	
		539638	
TRANSFORMERS AND PARTS N O P			6165
100 U KINGDOM		37481	
376 SWITZRLND		139	
400 U STATES		124121	
		161741	
RADIO TUBES	NO		6166
100 U KINGDOM	117	196	
354 NETHRLNDS	286	2880	
400 U STATES	195092	205441	
	195495	208517	
RADIO APPARATUS N O P			6167
100 U KINGDOM		55478	
354 NETHRLNDS		3569	
381 ALASKA		196	
400 U STATES		667566	
		726809	

IMPORTS INTO CANADA FOR CONSUMPTION

Articles and Countries from which Imported	MONTH OF JANUARY 1950		Class Number
	Quantities	Values (\$)	
ELECTRIC DRY SHAVING MACHINES			6168
100 U KINGDOM		20	
354 NETHRLNDS		158	
400 U STATES		74833	
		75011	
ELECT STEAM GENERATORS AND PTS	NO		6169
100 U KINGDOM		3577	
400 U STATES		10477	
		14054	
ELECTRIC APPARATUS N O P			6170
100 U KINGDOM		24823	
327 FRANCE		174	
347 JAPAN		278	
376 SWITZRLND		3724	
400 U STATES		793202	
		822201	
ELECTRIC PHECISIDN INSTRUMENTS			6171
100 U KINGDOM		5209	
400 U STATES		172997	
		178206	
ELECTRIC OR GAS WELDING APP			6172
100 U KINGDOM		179	
400 U STATES		219982	
		220161	
RADIO RECEIVING SETS	NO		6173
100 U KINGDOM	49	12238	
400 U STATES	167	8676	
	216	20914	
RADIO SET PARTS TARIFF 4450			6175
100 U KINGDOM		745	
400 U STATES		352386	
		353131	
RADIO TUBE PARTS TARIFF 445P			6176
400 U STATES		86816	
		86816	
SOUND EQUIPMENT			6177
100 U KINGDOM		2716	
400 U STATES		49838	
		52554	
LIGHTING FIXTURES GAS COAL OIL			6181
100 U KINGDOM		587	
231 HDNG KONG		139	
317 CZECHO S		106	
327 FRANCE		381	
400 U STATES		9738	
		10951	
GAS MANTLES GAS BURNERS			6182
400 U STATES		854	
		854	
GAS METERS AND PARTS			6183
400 U STATES		14529	
		14529	
PLATES CYLINDERB ENGRAVERS			6191
100 U KINGDOM		592	
400 U STATES		50286	
		50878	
PLATES PRINTING 2 COLOURS			6192
100 U KINGDOM		62	
354 NETHRLNDS		272	
400 U STATES		32203	
		32537	
PLATES FOR PRINTING MUSIC			6193
400 U STATES		1812	
		1812	
STEREOTYPES ELECTROTYPES NOP	SQ IN		6194
400 U STATES	15810	5035	
	15810	5035	
MATRICES FDR STEREOTYPES 475A	SQ IN		6195
327 FRANCE	11628	34	
400 U STATES	1342488	3969	
	1354116	4003	
STEREOTYPES FDR BOOKS	SQ IN		6196
100 U KINGDOM	228	55	
400 U STATES	818499	28576	
	818727	28631	
STEREOTYPES FOR ADVERTISEMENTS	SQ IN		6197
100 U KINGDOM	510	158	
400 U STATES	333625	14091	
	334135	14249	
TYPE METAL IN BLOCKS PLATES	LB		6198
TYPE PRINTING CHASES QUINS			6199
100 U KINGDOM		2114	
354 NETHRLNDS		733	
400 U STATES		17548	
		20395	
PRINTG PLATES FOR PUBLICATIONS			6200
400 U STATES		62719	
		62719	
TUNGSTEN BEARING ORES	CWT		6208
KYANITE CRUDE OR CALCINED	CWT		6209
400 U STATES	600	1028	
	600	1028	
CHROME ORE	CWT		6210
204 S RHOD	831	577	

IMPORTS INTO CANADA FOR CONSUMPTION

Articles and Countries from which Imported	MONTH OF JANUARY 1950		Class Number
	Quantities	Values (\$)	
379 TURKEY	11565	29096	
400 U STATES	2210	4066	
	14606	33739	
ANTIMONY OR REGULUS OF	LB		6211
400 U STATES	1100149	308284	
	1100149	308284	
BISMUTH METALLIC NATURAL	LB		6212
CINNABAR	LB		6214
COBALT ORE	CWT		6215
MANGANESE OXIDE	CWT		6216
400 U STATES	5456	22502	
	5456	22502	
ORES OF METALS N O P	CWT		6217
100 U KINGDOM	4170	16085	
363 PERU	11841	40662	
400 U STATES	1365	7070	
	17376	63817	
MERCURY OR QUICKSILVER	LB		6218
400 U STATES	598	699	
	598	699	
ANODES NICKEL ZINC COPPER ETC			6219
400 U STATES		1588	
		1588	
ARTICLES FOR AGRIC IMPLEMENTS			6220
400 U STATES		43896	
		43896	
ARTICLES FOR STORAGE BATTERIES			6221
400 U STATES		32624	
		32624	
BELLS FOR CHURCHES			6222
327 FRANCE		47	
400 U STATES		3707	
		3754	
BELLS AND GONGS N O P			6223
100 U KINGDOM		584	
317 CZECHO S		34	
327 FRANCE		468	
335 GERMANY		86	
400 U STATES		13202	
		14374	
SLIDE OR ZIPPER FASTENERS			6225
400 U STATES		1236	
		1236	
BUCKLES CLASPS EYELETS HOOKS			6226
100 U KINGDOM		2711	
376 SWITZRLND		214	
400 U STATES		77477	
		80402	
CAGES BIRD SQUIRREL RAT WIRE			6227
100 U KINGDOM		8719	
400 U STATES		681	
		9400	
CHRONOMETERS COMPASSES SHIPS			6228
100 U KINGDOM		6771	
400 U STATES		41888	
		48659	
METAL ARTICLES FOR JEWELLERY			6229
100 U KINGDOM		2853	
400 U STATES		77549	
		80402	
ARTICLES FOR USE IN FISHERIES			6230
100 U KINGDOM		1371	
366 PORTUGAL		230	
372 SPAIN		574	
400 U STATES		1744	
		3919	
ARTICLES N O P FOR MFR SHIPS			6232
100 U KINGDOM		30807	
400 U STATES		92421	
		123228	
ELEMENTS FOR LAMP FILAMENTS			6233
400 U STATES		56845	
		56845	
METAL PTS FOR COVERED BUTTONS			6234
100 U KINGDOM		305	
400 U STATES		31077	
		31382	
NAILS TACKS BRASS OR COPPER			6235
400 U STATES		205	
		205	
PATTERNS OF METAL NOT MODELS			6236
400 U STATES		25446	
		25446	
UMBRELLA PARTS EXCEPT FABRIC			6237
100 U KINGDOM		201	
335 GERMANY		726	
400 U STATES		31549	
		32476	
RIVETS BURRS BRASS OR COPPER			6238
100 U KINGDOM		402	
400 U STATES		13138	
		13540	
SCREWS OF METAL N O P			6240
100 U KINGDOM		338	

IMPORTS INTO CANADA FOR CONSUMPTION

Articles and Countries from which Imported	MONTH OF JANUARY 1950		Class Number
	Quantities	Values (\$)	
400 U STATES		3525	
SHOE AND CORSET EYELETS HOOKS		3863	
344 ITALY		22	6241
400 U STATES		21707	
TIPS STUDS FOR CORSET CLASPS		21729	
400 U STATES		796	6242
		796	
TRACTION ENGINE MATERIALS			6243
WIRE FOR SHOE NAILING MACHINES	LB		6245
400 U STATES	4200	912	
	4200	912	
WIRE NON FERROUS COVERED			6247
100 U KINGDOM		9361	
400 U STATES		70719	
		80080	
WIRE TINSEL FOR BRAIDS CORDS			6248
335 GERMANY		1059	
400 U STATES		1792	
		2851	
WIRE STRANDED NON FERROUS			6249
100 U KINGDOM		350	
400 U STATES		4163	
		4513	
WIRE NON FERROUS N O P			6250
100 U KINGDOM		1087	
400 U STATES		12966	
		14053	
NON FERROUS METALS AND PRODUCT			6251
100 U KINGDOM		7179	
400 U STATES		43851	
		51030	
PARTS FOR MFR OF SHUTTLES			6252
400 U STATES		14090	
		14090	
HINGES FOR JEWELLERY BOXES			6253
400 U STATES		3499	
		3499	
MATERIALS FOR MFR MINING MACH			6254
400 U STATES		571	
		571	
MAGNESIUM SCRAP	LB		6255
METAL POWDER FRICTION MATERIAL			6256
400 U STATES		2864	
		2864	

IMPORTS INTO CANADA FOR CONSUMPTION

Articles and Countries from which Imported	MONTH OF JANUARY 1950		Class Number
	Quantities	Values (\$)	
NON METALLIC MINERALS			
ASBESTOS PACKING	LB		7001
100 U KINGDOM	10213	6606	
400 U STATES	9161	4627	
	19374	11233	
ASBESTOS BRAKE LINING FOR AUTO			7002
100 U KINGDOM		5065	
400 U STATES		29770	
		34835	
ASBESTOS MANUFACTURES N O P			7003
100 U KINGDOM		16501	
400 U STATES		97025	
		113526	
ASBESTOS CLUTCH FACINGS AUTO			7004
100 U KINGDOM		65	
400 U STATES		12121	
		12186	
BRAKE LININGS AND FACINGS N O P			7005
100 U KINGDOM		1582	
400 U STATES		1581	
		3163	
CHINA CLAY GROUND	CWT		7011
100 U KINGDOM	8567	5832	
400 U STATES	76863	71262	
	85430	77094	
FIRE CLAY GROUND	CWT		7012
400 U STATES	99469	31859	
	99469	31859	
PIPE CLAY GROUND	CWT		7013
CLAYS N O P GROUND			7014
400 U STATES		23747	
		23747	
ZIRCONIUM SILICATE			7015
400 U STATES		7335	
		7335	
ZIRCONIUM OXIDE			7016
400 U STATES		5302	
		5302	
SAGGARS FOR CERAMIC PRODUCTS			7017
400 U STATES		4272	
		4272	
ACTIVATED CLAY TO REFINE OILS			7018
400 U STATES		23667	
		23667	
GROG FOR REFRACTORY MATERIALS	TON		7019
400 U STATES	409	9943	
	409	9943	
BRICK BUILDING	TON		7021
400 U STATES	1976	35665	
	1976	35665	
BRICK FIRE CHROME			7022
400 U STATES		46981	
		46981	
BRICK FIRE MAGNESITE			7023
400 U STATES		22878	
		22878	
BRICK FIRE 90 PER CENT SILICA			7024
400 U STATES		47761	
		47761	
BRICK FIRE 100 DOL THOUSAND			7025
400 U STATES		17400	
		17400	
BRICK FIRE FURNACE OR KILN			7026
100 U KINGDOM		20294	
400 U STATES		268095	
		288389	
BRICK FIRE N O P			7027
100 U KINGDOM		4388	
400 U STATES		181940	
		186328	
BRICK PAVING	TON		7028
400 U STATES	101	2251	
	101	2251	
BUILDING BLOCKS BUILDING TILE			7029
400 U STATES		19140	
		19140	
DRAIN PIPES SEWER PIPES N O P			7030
100 U KINGDOM		3884	
400 U STATES		5570	
		9454	
DRAIN TILES NOT GLAZED			7031
TILES FOR MOSAIC FLOORING			7032
100 U KINGDOM		3308	
400 U STATES		11101	
		14409	
EARTHENWARE TILES FOR ROOFING			7033
306 BELGIUM		22	
400 U STATES		3046	
		3068	
TILES EARTHENWARE N O P			7034
100 U KINGDOM		30879	
317 CZECHO S		2717	
344 ITALY		6536	
400 U STATES		16006	
		56138	

IMPORTS INTO CANADA FOR CONSUMPTION

Articles and Countries from which Imported	MONTH OF JANUARY 1950		Class Number
	Quantities	Values (\$)	
CHINA AND PORCELAIN WARE N O P 100 U KINGDOM 313 CHINA 335 GERMANY 400 U STATES		1420 15 30 2081	7043
		3546	
DEMIJOHNS CHURNS CROCKS N O P 400 U STATES		454 454	7045
TABLEWARE OF CHINA PORCELAIN 100 U KINGDOM 231 HONG KONG 327 FRANCE 335 GERMANY 344 ITALY 347 JAPAN 400 U STATES		754636 1448 2704 7306 2531 11799 98612 879036	7046
STONEWARE EARTHENWARE N O P 100 U KINGDOM 231 HONG KONG 318 DENMARK 327 FRANCE 335 GERMANY 344 ITALY 347 JAPAN 354 NETHRLNDS 400 U STATES		37442 552 187 201 1298 3195 7054 202 66861 116992	7047
CHEMICAL STONEWARE ACID RESIST 100 U KINGDOM 400 U STATES		1694 3165 4859	7048
PORCELAIN RUBBER GLOVE FORMS 400 U STATES		181 181	7049
ARTIFICIAL TEETH NOT MOUNTED 400 U STATES		70052 70052	7051
BATHS BATHTUBS WABINS ETC NOP 100 U KINGDOM 400 U STATES		31129 84565 115694	7052
CRUCIBLES N O P AND COVERS 100 U KINGDOM 400 U STATES		3830 5703 9533	7053
INSULATORB ELECTRIC PORCELAIN 100 U KINGDOM 400 U STATES		1223 88463 89686	7055
MANUFACTURES OF CLAY N O P 100 U KINGDOM 215 INDIA 400 U STATES		1356 549 34499 36404	7056
BRIQUETTES OF COAL OR COKE 400 U STATES	TON 16780	208708	7060
	16780	208708	
ANTHRACITE SCREENINGS OR DUST 400 U STATES	TON 1205	4978	7061
	1205	4978	
ANTHRACITE DOMESTIC SIZES 100 U KINGDOM 400 U STATES	TON 3343	34471	7062
	191568	2566519	
	194911	2600990	
ANTHRACITE SMALLER SIZES N O P 100 U KINGDOM 400 U STATES	TON 2734	23291	7063
	32061	259856	
	34795	283147	
COAL BITUMINOUS AND COAL N O P 100 U KINGDOM 400 U STATES	TON 7840	67538	7064
	1495577	8274241	
	1503417	8341779	
COAL LIGNITE 400 U STATES	TON 597	2949	7065
	597	2949	
COAL EXWAREHOUSED SHIPS STORES 400 U STATES	TON 2440	13190	7066
	2440	13190	
BENZOL 400 U STATES	GAL 214	73	7070
	214	73	
COAL TAR CRUDE IN BULK 400 U STATES	GAL 17991	2347	7071
	17991	2347	
COAL PITCH 100 U KINGDOM 400 U STATES	CWT 24	79	7072
	10477	13502	
	10501	13581	
CARBOLIC OR HEAVY OIL 100 U KINGDOM 400 U STATES	GAL 655771	134201	7073
	2563	1673	
	658334	135874	
COKE PETROLEUM 400 U STATES	TON 14303	298593	7074
	14303	298593	

IMPORTS INTO CANADA FOR CONSUMPTION

Articles and Countries from which Imported	MONTH OF JANUARY 1950		Class Number
	Quantities	Values (\$)	
COKE GROUND FOR BATTERIES 400 U STATES	TON 23	1783	7075
COKE M O P 400 U STATES	TON 23	1783	7077
DECANTERS AND TUMBLERS 100 U KINGDOM 317 CZECHO S 400 U STATES		22 89 56014	7079
LAMP CHIMNEYS 400 U STATES		56125 1591	7080
GLASS PLATES FOR OPTICAL MFR 335 GERMANY 400 U STATES		1591 2210 71440	7081
GLASS CARBOYS BOTTLES JARS 100 U KINGDOM 305 AUSTRIA 306 BELGIUM 317 CZECHO S 327 FRANCE 347 JAPAN 354 NETHRLNDS 400 U STATES		73650 5456 487 260 1563 1357 656 40 208307	7082
GLASS TABLEWARE CUT GLASS NOP 100 U KINGDOM 306 BELGIUM 317 CZECHO S 327 FRANCE 335 GERMANY 340 HUNGARY 344 ITALY 347 JAPAN 375 SWEDEN 376 SWITZRLND 400 U STATES		218126 14855 7957 11118 465 275 67 1431 1259 46 305 53203 90981	7083
LAMP BULBB AND TUBING FOR 400 U STATES		209162	7084
GLASS SHADES OR GLOBES 400 U STATES		209162 3482	7085
LENSES GLASS M O P 100 U KINGDOM 400 U STATES		3482 477 25943	7086
FRESNEL TYPE LENSES GLOBES 400 U STATES		26420 1673	7087
MOULDED SHAPES FOR ELECT FIXT 317 CZECHO S 400 U STATES		1673 305 111036	7088
HEAT RESISTING GLASSWARE 100 U KINGDDM 400 U STATES		111341 1854 86260	7089
COMMON COLOURLESS WINDOW GLASS 100 U KINGDOM 306 BELGIUM 317 CZECHO S 400 U STATES	SQ FT 1820583 931552 155387 333344	128562 60072 9014 27921	7091
GLASS FOR PHOTO DRY PLATES		3240866 225569	7092
PLATE GLASS NOT OVER 7 SQ FT 100 U KINGDOM 306 BELGIUM 400 U STATES	SQ FT 124011 1641 379847	42644 440 134487	7093
PLATE GLASS 7 TO 25 SQ FT 100 U KINGDOM 306 BELGIUM 400 U STATES	SQ FT 109298 9361 162061	45895 3116 77663	7094
PLATE GLASS M O P 100 U KINGDOM 306 BELGIUM 327 FRANCE 400 U STATES	SQ FT 207706 61575 614 99178	126674 78740 25664 669 45138	7095
GERMAN MIRROR PLATE UNSILVERED 400 U STATES		369073 150211	7096
LAMINATED GLASS SHEETS OR MFRS 100 U KINGDOM 400 U STATES		252 340 3160 608	7097
GLASS UNCOLOURED OVER 34 OZ 100 U KINGDOM 306 BELGIUM	SQ FT 286566 49188	60860 10812	7098

IMPORTS INTO CANADA FOR CONSUMPTION

Articles and Countries from which Imported	MONTH OF JANUARY 1950		Class Number
	Quantities	Values (\$)	
400 U STATES	69341	16909	
GLASS SHEETS WIRED	405095	88581	
100 U KINGDOM	80 FT 34801	5908	7099
400 U STATES	15390	3428	
ORNAMENTAL WINDOW GLASS	50191	9336	
100 U KINGDOM	80 FT 24408	5988	7111
400 U STATES	14069	8650	
PAINTED OBSCURED WHITE GLASS	38477	14638	
100 U KINGDOM	80 FT 88342	12228	7112
306 BELGIUM	20012	2389	
317 CZECHO S	3920	416	
400 U STATES	99499	21807	
STAINED OR ORNAMENTAL WINDOWS	211773	36840	
306 BELGIUM		2880	7113
327 FRANCE		2320	
375 SWEDEN		693	
SILVERED GLASS N O P		5893	
100 U KINGDOM		2399	7114
306 BELGIUM		744	
344 ITALY		40	
347 JAPAN		1787	
400 U STATES		12600	
GLASS BALLS FOR FIBRES OR YARN		17570	
400 U STATES		9282	7120
GLASS TO BE CUT OR MOUNTED		9282	
306 BELGIUM		1624	7121
317 CZECHO S		2414	
335 GERMANY		1319	
400 U STATES		40479	
GLASS BLANKS FOR REFLECTORS		45836	
400 U STATES		11585	7122
BEADS FOR MFR IMITATION PEARLS		11585	
400 U STATES		14952	7123
ARTIFICIAL EYES CONTACT LENSES		14952	
400 U STATES		1542	7124
PHOTOGRAPHIC DRY PLATES		1542	
100 U KINGDOM		2684	7125
400 U STATES		6934	
SPECTACLES 'EYE GLASS LENSES		9618	
100 U KINGDOM		277	7126
347 JAPAN		220	
400 U STATES		31914	
MANUFACTURES OF GLASS N O P		32411	
100 U KINGDOM		3508	7127
317 CZECHO S		5654	
327 FRANCE		1304	
335 GERMANY		18	
344 ITALY		20	
375 SWEDEN		20	
376 SWITZRLND		130	
400 U STATES		116025	
GLASS WOOL OR FIBRE GLASS		126679	
400 U STATES	LB 56770	16105	7128
GLASS BLOCKS	56770	16105	
400 U STATES		34727	7129
PLUMBAGO NOT GROUND OR MFRD		34727	
352 MEXICO		7307	7131
CRUCIBLES PLUMBAGO AND COVERS		7307	
100 U KINGDOM		5742	7132
400 U STATES		8193	
PLUMBAGO GROUND AND MFRS NOP		13935	
400 U STATES		20811	7133
ASPHALTUM OR ASPHALT		20811	
400 U STATES	CWT 15260	54544	7141
ASPHALTUM OIL FOR PAVING	15260	54544	
OIL FOR CONCENTRATION OF ORES			7143
400 U STATES	GAL 15700	13302	
CRUDE PETROLEUM FOR REFINING	15700	13302	7151
225 TRINIDAD	M GAL 4	231	
303 ARABIA	31673	1433823	7153
387 VENEZUELA	70591	5833641	
400 U STATES	68828	5835298	
PETROLEUM TOPS FOR REFINERS	171096	13102993	
	GAL		7154

IMPORTS INTO CANADA FOR CONSUMPTION

Articles and Countries from which Imported	MONTH OF JANUARY 1950		Class Number
	Quantities	Values (\$)	
FUEL OIL EXWARE SHIPS STORES 400 U STATES	GAL 672619	26382	7156
	672619	26382	
CRUDE PETROLEUM LESS THAN 8155	GAL		7157
CRUDE PETROLEUM N O P 400 U STATES	GAL 43010	3178	7158
	43010	3178	
AVIATION GASOLINE 381 ALASKA 400 U STATES	GAL 76235	23907	7161
	414881	103995	
	491116	127902	
KEROSENE N O P 400 U STATES	GAL 258290	37011	7162
	258290	37011	
ENGINE DISTILLATE 8017 OR OVER 400 U STATES	GAL 2212	383	7163
	2212	383	
GASOLINE UNDER 8236 BP G N O P 381 ALASKA 400 U STATES	GAL 138981	52877	7164
	5432350	773686	
	5571331	806563	
CASINGHEAD GASOLINE BLENDING 400 U STATES	GAL 1884208	216506	7165
	1884208	216506	
LUB OILS UNDER 25C PER GAL 400 U STATES	GAL 519147	94769	7166
	519147	94769	
PETRO LUB OILS 25C GAL OR OVER 100 U KINGDOM 327 FRANCE 381 ALASKA 400 U STATES	GAL 397	399	7167
	13	66	
	250	351	
	373994	180799	
	374654	181615	
OILS MINERAL N O P 400 U STATES	GAL 120374	107396	7168
	120374	107396	
PETROLEUM LUB OIL FOR MEDICINE	GAL		7170
STOVE OIL NO 1 FUEL OIL 357 NETH ANT 400 U STATES	GAL 4159110	414752	7171
	500473	88813	
	4659583	503565	
LIGHT FUEL OILS NOS 2 AND 3 400 U STATES	GAL 494407	60568	7172
	494407	60568	
HEAVY FUEL OILS NOS 4 5 AND 6 400 U STATES	GAL 3698496	174354	7173
	3698496	174354	
DIESEL FUEL 400 U STATES	GAL 1205634	128856	7174
	1205634	128856	
TRACTOR FUEL 400 U STATES	GAL 410	60	7175
	410	60	
PETROL GREASE LUBRICATING NOP 400 U STATES	LB 523042	48494	7181
	523042	48494	
PETROL JELLIES TOILET MEDICINE 400 U STATES		63654	7182
		63654	
PARAFFINE WAX 400 U STATES	LB 2220214	168818	7183
	2220214	168818	
CANDLES PARAFFINE WAX 400 U STATES	LB 3896	626	7184
	3896	626	
PRODUCTS OF PETROLEUM N O P 100 U KINGDOM 400 U STATES	GAL 120	257	7185
	81426	39854	
	81546	40111	
LIQUEFIED PETROLEUM GASES 400 U STATES	LB 11410176	154175	7186
	11410176	154175	
NAPHTHA INCL SOLVENT NAPHTHA 400 U STATES	GAL 279595	64266	7187
	279595	64266	
ARTIFICIAL ABRASIVE GRAINS 400 U STATES		131136	7191
		131136	
DIAMONDS BLACK BORT FOR BORERS 100 U KINGDOM 221 B GUIANA 306 BELGIUM 309 BRAZIL 400 U STATES	CARAT 572	2066	7192
	68	558	
	84	2756	
	36	268	
	102113	524073	
	102873	529721	
DIATOMACEOUS EARTH 400 U STATES	CWT 30350	49419	7193
	30350	49419	
EMERY IN BULK 100 U KINGDOM 400 U STATES		82	7194
		6917	
		6999	
GRINDING WHEELS BONDED 100 U KINGDOM 400 U STATES		1004	7195
		77773	
		78777	

IMPORTS INTO CANADA FOR CONSUMPTION

Articles and Countries from which Imported	MONTH OF JANUARY 1950		Class Number
	Quantities	Values (\$)	
GRINDING STONES BLOCKS BDNDED 400 U STATES		4039 4039	7196
EMERY ART ABRASIVE MFRS N O P 400 U STATES		4590 4590	7197
GRINDSTONES 36 INCHES OR OVER NO			7198
GRINDSTONES N O P 400 U STATES	NO		7199
	76	265	
	76	265	
PUMICE PUMICE STONE LAVA TUFFA 344 ITALY 400 U STATES		781 6209 6990	7200
SANDPAPER EMERY PAPER CLOTH 400 U STATES		3462 3462	7201
BUILDING STONE N O P 400 U STATES	CWT		7210
	7006	6086	
	7006	6086	
GRANITE ROUGH 326 FINLAND 375 SWEDEN 400 U STATES		1656 11254 4329	7215
		17239	
GRANITE SAWN 400 U STATES		3997 3997	7216
GRANITE MANUFACTURES 100 U KINGDOM		297 297	7218
GYPHUM 100 U KINGDOM 400 U STATES	TON		7221
	16	652	
	7	436	
	23	1088	
LIME 400 U STATES	CWT		7223
	19501	9303	
	19501	9303	
PLASTER OF PARIS WALL PLASTER 400 U STATES	CWT		7224
	5302	8367	
	5302	8367	
CEMENT PORTLAND WATER LIME 100 U KINGDOM 400 U STATES	CWT		7225
	14472	8611	
	21386	19740	
	35858	28351	
CEMENT MANUFACTURES N O P 400 U STATES		8048 8048	7226
WHITE PORTLAND CEMENT CLINKER 400 U STATES	CWT		7227
	2954	2794	
	2954	2794	
MARBLE ROUGH NO			7231
MARBLE SAWN 306 BELGIUM 400 U STATES		1655 1262 2917	7232
MARBLE FOR TOMBSTONES 400 U STATES		1592 1592	7233
MARBLE MANUFACTURES N O P 344 ITALY 400 U STATES		63 467 530	7234
MARBLE ORNAMENTAL FOR CHURCHES 327 FRANCE		6543 6543	7235
ROOFING SLATE 400 U STATES	SQ		7241
	39	1839	
	39	1839	
SLATE MANUFACTURES N O P 400 U STATES		11832 11832	7243
BURRSTONES IN BLOCKS NO			7251
CHALK CLIFF STONE MICA SCHIST 400 U STATES		1528 1528	7252
CHALK PREPARED			7253
CURLING STONES AND HANGLES 100 U KINGDOM	PAIR		7254
	236	9539	
	236	9539	
FELDSPAR CRUDE ONLY	CWT		7255
FELDSPAR GROUND 400 U STATES	CWT		7256
	10	20	
	10	20	
FLINT AND GROUND FLINT STONE	CWT		7257
FLUORSPAR 400 U STATES	CWT		7258
	900	2344	
	900	2344	

IMPORTS INTO CANADA FOR CONSUMPTION

Articles and Countries from which Imported	MONTH OF JANUARY 1950		Class Number
	Quantities	Values (\$)	
GANISTER	CWT		7259
400 U STATES	592	133	
	592	133	
MAGNESITE CALCINED DEAD BURNED	CWT		7262
100 U KINGDOM	896	4076	
400 U STATES	3614	14176	
	4510	18252	
PHOSPHATE ROCK	CWT		7263
400 U STATES	195804	68449	
	195804	68449	
SILICA SAND	CWT		7264
400 U STATES	479590	90381	
	479590	90381	
SAND AND GRAVEL N O P	TON		7265
400 U STATES	1678	3491	
	1678	3491	
SILEX OR CRYSTALLIZED QUARTZ	CWT		7266
400 U STATES	25392	17059	
	25392	17059	
STONE REFUSE	TON		7267
TALC OR SOAPSTONE	CWT		7268
400 U STATES	8303	14711	
	8303	14711	
WHITING GILDERS PARIS WHITE	CWT		7269
100 U KINGDOM	4135	2507	
306 BELGIUM	448	218	
327 FRANCE	400	161	
400 U STATES	22030	28821	
	27013	31707	
STONE AND MANUFACTURES N O P			7270
100 U KINGDOM		120	
344 ITALY		3244	
400 U STATES		704	
		4068	
ROOFING GRANULES	CWT		7271
400 U STATES	49884	43293	
	49884	43293	
STONE CRUSHED	TON		7272
400 U STATES	220	1924	
	220	1924	
BARYTES	CWT		7281
400 U STATES	4500	7393	
	4500	7393	
CARBONS 3 TO 35 INCHES CIRCUM			7282
100 U KINGDOM		6185	
400 U STATES		23817	
		30002	
CARBONS OVER 35 INCHES CIRCUM			7283
400 U STATES		12119	
		12119	
ELECTRIC LIGHT CARBONS N O P	LB		7284
400 U STATES	22974	12584	
	22974	12584	
CRAYONS			7285
100 U KINGDOM		245	
335 GERMANY		973	
400 U STATES		22411	
		23629	
DIAMONDS UNSET	CARAT		7286
100 U KINGDOM	763	83695	
306 BELGIUM	1648	240625	
354 NETHRLNDS	288	48430	
360 ISRAEL	550	68529	
376 SWITZRLND	13	2443	
400 U STATES	872	110279	
	4134	554001	
EARTHS CRUDE ONLY			7287
400 U STATES		36	
		36	
FOUNDRY FACINGS OF ALL KINDS			7288
400 U STATES		8504	
		8504	
FULLERS EARTH IN BULK ONLY			7289
100 U KINGDOM		796	
400 U STATES		7299	
		8095	
GAS IMPORTED BY PIPE LINE	M FT		7290
400 U STATES	51013	29956	
	51013	29956	
INSULATORS ELECTRIC N O P			7291
100 U KINGDOM		158	
400 U STATES		22428	
		22586	
MAGNESIA PIPE COVERING			7292
400 U STATES		538	
		538	
MICA AND MANUFACTURES N O P			7294
100 U KINGDOM		7079	
215 INDIA		39228	
304 ARGENTINA		188	
400 U STATES		38911	
		85406	
MINERAL WOOL N O P	LB		7295
SALT TABLE	CWT		7296

IMPORTS INTO CANADA FOR CONSUMPTION

Articles and Countries from which Imported	MONTH OF JANUARY 1950		Class Number
	Quantities	Values (\$)	
SALT FOR FISHERIES	CWT		7297
227 BAHAMAS	29680	6955	
366 PORTUGAL	28000	14700	
400 U STATES	1011	266	
	58691	21921	
SALT IN BULK N O P	CWT		7298
400 U STATES	107484	29337	
	107484	29337	
SALT IN BAGS BARRELS	CWT		7299
100 U KINGDOM	140	100	
400 U STATES	13384	10122	
	13524	10222	
SULPHUR AND BRIMSTONE	CWT		7300
400 U STATES	306560	298594	
	306560	298594	
MINERAL SUBSTANCES N O P			7301
100 U KINGDOM		3000	
317 CZECHOS		76	
344 ITALY		263	
354 NETHRLNDS		452	
400 U STATES		164885	
		168676	
VERMICULITE CRUOE			7302
400 U STATES		17823	
		17823	
ASPHALT TILE FOR FLOORING	SQ FT		7303
400 U STATES	183815	18554	
	183815	18554	

IMPORTS INTO CANADA FOR CONSUMPTION

Articles and Countries from which Imported	MONTH OF JANUARY 1950		Class Number
	Quantities	Values (\$)	
CHEMICALS AND ALLIED PRODUCTS			
ACID BORACIC 25 LB8 OR OVER 400 U STATES	LB 284990	15172	8001
	284990	15172	
ACID HYDROFLUOSILICIC 400 U STATES	LB 6407	735	8002
	6407	735	
ACID MURIATIC 400 U STATES	LB 503448	5262	8003
	503448	5262	
ACID NITRIC 400 U STATES	LB 9308	681	8005
	9308	681	
ACID PHOSPHORIC 400 U STATES	LB 73369	4427	8006
	73369	4427	
ACID SALICYLIC ACETYL SALICYLIC 100 U KINGDOM 400 U STATES	LB 13544 13124	6203 5388	8007
	26668	11591	
ACID BULPHURIC 400 U STATES	LB 498	85	8008
	498	85	
ACID LACTIC 100 U KINGDOM 400 U STATES	LB 11013 31049	1656 5984	8009
	42062	7640	
ACID NICOTINIC 400 U STATES	LB 5494	16652	8010
	5494	16652	
ACID ACETIC AND PYROLIGNEOUS 400 U STATES	GAL 42	170	8012
	42	170	
ACID CITRIC 100 U KINGDOM 400 U STATES	LB 69858 46830	18927 13219	8013
	116688	32146	
ACID CREBYLIC 400 U STATES	LB 10420	729	8015
	10420	729	
XANTHATES FOR ORES 400 U STATES	LB 436264	116834	8016
	436264	116834	
ACID OXALIC 100 U KINGDOM 400 U STATES	LB 22400 49255	3221 6747	8017
	71655	9968	
ACID TANNIC 100 U KINGDOM 400 U STATES	LB 500 400	425 539	8020
	900	964	
TARTARIC ACID CRYSTAL OR POWD 100 U KINGDOM 400 U STATES	LB 56150 897	14635 452	8021
	57047	15087	
ACIDS N O P 100 U KINGDOM 400 U STATES	LB 442 144904	650 43535	8022
	145346	44185	
ACID ARSENIC 400 U STATES	LB 95134	4625	8023
	95134	4625	
ACID ASCORBIC 400 U STATES	LB 966	7119	8024
	966	7119	
ACID FORMIC 400 U STATES	LB 49910	6828	8025
	49910	6828	
ACID CHROMIC 100 U KINGDOM 400 U STATES	LB 11200 78200	2850 20951	8026
	89400	23801	
ACID CARBOLIC OR PHENOL 100 U KINGDOM 400 U STATES	LB 31620 803090	4480 104417	8027
	834710	108897	
AMYL ALCOHOL OR FUSEL OIL 400 U STATES	GAL 13338	17624	8032
	13338	17624	
BUTYL ALCOHOL 400 U STATES	LB 211471	26370	8034
	211471	26370	
METHYL ETHYL KETONE 400 U STATES	LB 206994	51027	8035
	206994	51027	
ETHYL AND METHYL ALCOHOL 400 U STATES	P GAL 63033	11832	8036
	63033	11832	
RUM TO BE DENATURED 400 U STATES	P GAL 1246	1460	8037
	1246	1460	
ISOPROPYL ALCOHOL 400 U STATES	GAL 20623	8453	8038
	20623	8453	
CELLULOSE NITRATE FOR MFRS 100 U KINGDOM		82	8040

IMPORTS INTO CANADA FOR CONSUMPTION

Articles and Countries from which Imported	MONTH OF JANUARY 1950		Class Number
	Quantities	Values (\$)	
344 ITALY		160	
400 U STATES		99773	
CELLULOSE MANUFACTURES N O P		100015	8041
100 U KINGDOM		51787	
231 HONG KONG		119	
400 U STATES		116475	
PYROXYLIN MANUFACTURES N O P		168381	8043
100 U KINGDOM		2115	
347 JAPAN		176	
400 U STATES		51777	
CELLULOSE REGENERATED SHEETS		54068	8044
100 U KINGDOM		15118	
400 U STATES		14953	
CELLULOSE ACETATE FOR MFRS		30071	8045
400 U STATES		25881	
CELLULOSE ACETATE PHOTO FILM		25881	8046
400 U STATES		73055	
COLLODION FOR FILMS ENGRAVERS		73055	8047
400 U STATES	GAL		
	16	60	
PYROXYLIN FOR IM LEATHER		16	8048
MOULDING COMPOSITION CELLULOSE			8049
400 U STATES		35015	
INTERLINED SHEET STOCK		35015	8050
400 U STATES		5150	
CAFFEINE AND SALTS		5150	8052
COCAINE	LB		8053
	0Z		
327 FRANCE	352	2532	
COCAINE AND SALTS	352	2532	8054
100 U KINGDOM	0Z		
	5008	26382	
MORPHINE	5008	26382	8055
100 U KINGDOM	0Z		
	1402	8826	
OPIUM	1402	8826	8057
100 U KINGDOM	LB		
	20	275	
QUININE SALTS	20	275	8059
STRYCHNINE AND SALTS	0Z		8060
PREPARATIONS WEED KILLING			8069
400 U STATES		49624	
NICOTINE AND SALT FOR SPRAYING		49624	8070
400 U STATES	LB		
	3302	4204	
CHLOROPICRIN INSECTICIDES	3302	4204	8071
400 U STATES		26151	
SPRAYS IN PKGS NOT OVER 3 LBS		26151	8072
100 U KINGDOM		3362	
400 U STATES		45847	
DISINFECTANTS OIPS SPRAYS NOP		49209	8073
100 U KINGDOM		4239	
354 NETHRLNDS		80	
400 U STATES		290835	
MEDICINAL PREPARATIONS ORY		295154	8074
100 U KINGDOM		63667	
231 HONG KONG		2889	
327 FRANCE		2633	
335 GERMANY		159	
376 SWITZRLND		3301	
400 U STATES		408682	
MEDICINAL PREPARATIONS LIQUID		481331	8075
100 U KINGDOM		1201	
231 HONG KONG		88	
327 FRANCE		2550	
354 NETHRLNDS		28	
376 SWITZRLND		237	
400 U STATES		112140	
MEDICINAL PREPARATIONS OTHER		116244	8076
100 U KINGDOM		105	
327 FRANCE		205	
400 U STATES		607	
MEDICATED WINES UNDER 40 PROOF		917	8077
MENTHOL NATURAL OR SYNTHETIC	GAL		8078
400 U STATES		23865	
		23865	

IMPORTS INTO CANADA FOR CONSUMPTION

Articles and Countries from which Imported	MONTH OF JANUARY 1950		Class Number
	Quantities	Values (\$)	
PAPAINÉ 400 U STATES		894	8079
		894	
SPIRITS AND STRONG WATERS 100 U KINGDOM 231 HONG KONG 400 U STATES	GAL 26 228 430 684	595 1405 2777 4777	8081
EXTRACT OF CASCARA SAGRADA 400 U STATES		2144	8082
		2144	
PENICILLIN AND PRODUCTS 400 U STATES		81150	8083
		81150	
STREPTOMYCIN AND PRODUCTS 400 U STATES		599	8084
		599	
ANILINE DYES 1 LB OR OVER 100 U KINGDOM 335 GERMANY 376 SWITZRLND 400 U STATES	LB 72213 275 16505 381619 470612	58115 553 45859 467207 571734	8091
ANILINE AND COAL TAR DYES NOP 400 U STATES	LB 13848 13848	24767 24767	8092
ANILINE OIL CRUDE	LB		8093
ANILINE SALTS AND ALIZARIN 100 U KINGDOM 400 U STATES	LB 6857 750 7607	7588 392 7980	8094
COAL TAR BASE OR SALT FOR DYES 100 U KINGDOM 354 NETHRLNDS 376 SWITZRLND 400 U STATES	LB 5140 276 1625 136463 143504	6694 208 10031 106292 123225	8095
CAMWOOD AND SUMAC AND EXTRACT	CWT		8103
CHEM COMP FOR DYEING TANNING 100 U KINGDOM 234 AUSTRALIA 335 GERMANY 376 SWITZRLND 400 U STATES	CWT 1615 521 44 50 26029 28259	20603 3233 310 6714 69425 100285	8104
INDIGO INDIGO PASTE OR EXTRACT 400 U STATES	CWT 6 6	252 252	8106
IRON AND RED LIQUOR FOR DYEING 400 U STATES	CWT 75 75	996 996	8107
LOGWOOD AND FUSTIC EXTRACT 100 U KINGDOM 400 U STATES	CWT 33 23 56	757 770 1527	8109
QUEBRACHO EXTRACT 100 U KINGDOM 304 ARGENTINA 362 PARAGUAY 400 U STATES	CWT 419 7365 5625 5829 19238	4570 63591 47895 47219 163275	8111
TERRA JAPONICA GAMBIE CUTCH 100 U KINGDOM	CWT 504 504	4863 4863	8113
TURMERIC 400 U STATES	CWT 2 2	52 52	8114
NON EDIBLE SEEDS BEANS NUTS 400 U STATES	CWT 88 88	677 677	8115
CHESTNUT EXTRACT 400 U STATES	CWT 3529 3529	25916 25916	8116
SPRUCE EXTRACT 400 U STATES	CWT 841 841	1626 1626	8117
MYROBALAN EXTRACT	CWT		8118
WATTLE EXTRACT 207 UN SO AFR	CWT 7152 7152	39281 39281	8119
HEMLOCK EXTRACT 400 U STATES	CWT 329 329	2220 2220	8120
EXTRACTS N O P DYEING TANNING 400 U STATES	CWT 2849 2849	17392 17392	8121
BINITROTOLUOL FOR EXPLDSIVES	LB		8131
NITRATE COMPOUNDS NOP FOR EXPL 100 U KINGDOM 400 U STATES	LB 4750 89999 94749	635 9755 10390	8132
BLASTING AND MINING POWDER	LB		8133

IMPORTS INTO CANADA FOR CONSUMPTION

Articles and Countries from which Imported	MONTH OF JANUARY 1950		Class Number
	Quantities	Values (\$)	
DYNAMITE AND NITRO GLYCERINE 400 U STATES	LB 454	109	8134
FIREWORKS FIRECRACKERS 100 U KINGDOM 313 CHINA 335 GERMANY 400 U STATES		1560 11135 283 34	8135
FUSE NON METALLIC 400 U STATES		13012 158	8136
GUN RIFLE SPORTING POWDER 400 U STATES	LB 11666	11575	8137
EXPLOSIVES N O P 400 U STATES	LB 283506	68243	8138
AMMONIA SULPHATE	CWT 283506	68243	8151
BLAST FURNACE SLAG BASIC SLAG 400 U STATES	CWT 50474	5252	8152
POTASH MANURE SALTS	CWT 50474	5252	8154
POTASH MURIATE OF CRUDE 327 FRANCE 400 U STATES	CWT 36990 41646	67451 57426	8155
POTASH SULPHATE OF CRUDE 400 U STATES	CWT 78636	124877	8156
SODA NITRATE OR CUBIC NITRE 400 U STATES	CWT 4201	9412	8157
SUPERPHOSPHATE ACID PHOSPHATE 400 U STATES	CWT 4201	9412	8158
FERTILIZERS COMPOUNDED N O P 400 U STATES	CWT 8320	22608	8159
FERTILIZERS UNMANUFACTURED NOP 400 U STATES	CWT 8320	22608	8160
LITHARGE 100 U KINGDOM 400 U STATES	CWT 41154	117082	8171
LEAD RED DRY ORANGE MINERAL 400 U STATES	CWT 45 339 384	735 8503 9238	8172
LEAD WHITE DRY 400 U STATES	LB 6250	1146	8173
LEAD WHITE GROUND IN OIL 400 U STATES	LB 6250	1146	8174
LAMP BLACK 400 U STATES	LB 2000	348	8180
ANTIMONY OXIDE TITANIUM OXIDE 100 U KINGDOM 400 U STATES	LB 2000	348	8181
CARBON BLACK 400 U STATES	LB 19600	3735	8182
BONE BLACK AND IVORY BLACK 100 U KINGDOM 400 U STATES	LB 19600	3735	8183
BLANC FIXE 400 U STATES	LB 197100 3104986 3302086	29087 396694 425781	8184
BRONZE POWDER 400 U STATES	LB 4777582	306184	8185
LITHOPONE 100 U KINGDOM 400 U STATES	LB 4777582	306184	8186
OXIDE OF COBALT 100 U KINGDOM	LB 5040	303	8187
OXIDE OF TIN OR COPPER 100 U KINGDOM 400 U STATES	LB 26079 31119	3772 4075	8188
OXIDES FILLERS COLDURS DRY NOP 100 U KINGDOM 372 SPAIN 400 U STATES	LB 173500	7368	8189
PARIS GREEN DRY 400 U STATES	LB 173500	7368	8190
	LB 326	302	
	LB 326	302	
	LB 70000	4046	
	LB 387100	24851	
	LB 457100	28897	
	LB 3000	3975	
	LB 3000	3975	
	LB 1008	914	
	LB 220	70	
	LB 1228	984	
	LB 100399	51695	
	LB 11023	340	
	LB 355238	171617	
	LB 466660	223652	
	LB 39984	6627	
	LB 39984	6627	

IMPORTS INTO CANADA FOR CONSUMPTION

Articles and Countries from which Imported		MONTH OF JANUARY 1950		Class Number
		Quantities	Values (\$)	
SATIN WHITE	400 U STATES	LB		8191
		40008	508	
ULTRAMARINE BLUE	DRY OR PULP 100 U KINGDOM 400 U STATES	LB		8192
		17878	2929	
		16896	3657	
ZINC WHITE OXIDE	100 U KINGDOM 400 U STATES	LB		8193
		480	77	
		12050	1601	
OCHRES SIENNAS AND UMBERS	100 U KINGDOM 400 U STATES	LB		8201
		55308	1644	
		124589	3395	
PUTTY	400 U STATES	LB		8202
		5431	969	
ARTISTS AND CHILDRENS COLOURS	100 U KINGDOM 327 FRANCE 335 GERMANY 400 U STATES			8211
			20866	
			84	
GOLD LIQUID PAINT	100 U KINGDOM			8212
			24	
			24	
LIQUID FILLERS AND PAINTS NOP	100 U KINGDOM 359 NORWAY 400 U STATES	GAL		8213
		4273	12636	
		5	1702	
		20521	90902	
SPIRIT VARNISHES AND LACQUERS	376 SWITZRLND 400 U STATES	GAL		8214
		20	191	
		3624	14436	
STAINS AND OXIDES	100 U KINGDOM 400 U STATES	LB		8215
		200	386	
		4486	14638	
VARNISHES LACQUERS JAPANS NOP	100 U KINGDOM 400 U STATES	GAL		8216
		1044	3424	
		8565	21486	
ALCOHOLIC PERFUMES UNDER 4 OZ	100 U KINGDOM 327 FRANCE 400 U STATES			8221
			1020	
			1223	
ALCOHOLIC PERFUMES OVER 4 OZ	100 U KINGDOM 327 FRANCE 400 U STATES	GAL		8222
		16	1977	
		6	186	
POMADES FRENCH	400 U STATES			8223
			1686	
			3849	
PERFUMERY TOILET PREPARATIONS	100 U KINGDOM 327 FRANCE 400 U STATES	LB		8224
			904	
			4449	
CASTILE SOAP	327 FRANCE 400 U STATES	LB		8231
		6560	1228	
		397	160	
COMMON OR LAUNDRY SOAP	400 U STATES	LB		8232
		6957	1388	
LIQUID SOAP	400 U STATES	LB		8234
		77300	8889	
		77300	8889	
SOAP POWDERS AND FLAKES	100 U KINGDOM 400 U STATES	LB		8235
		492	62	
		4896	847	
TOILET SOAP N O P	400 U STATES	LB		8236
		5388	909	
		209445	20299	
WHALE OIL SOAP	100 U KINGDOM 327 FRANCE 400 U STATES	LB		8237
			2781	
			14	
SOAP N O P	400 U STATES	LB		8238
		781	91	
		781	91	
ALUM IN BULK NDT CALCINED	100 U KINGDOM 400 U STATES			8251
			1554	
			1554	
CHLORALUM CHLORIDE OF ALUMINUM	400 U STATES	CWT		8252
		403	995	
		90	467	
SULPHATE OF IRON COPPERAS	400 U STATES	CWT		8253
		493	1462	
		729	8960	
	400 U STATES	CWT		
		729	8960	
		1964	1644	
		1964	1644	

IMPORTS INTO CANADA FOR CONSUMPTION

Articles and Countries from which Imported	MONTH OF JANUARY 1950		Class Number
	Quantities	Values (\$)	
SULPHATE OF ALUMINA ALUM CAKE 100 U KINGDOM 400 U STATES	CWT 448 2207 2655	693 4693 5386	8254
AMMONIA NITRATE 400 U STATES	LB 41000 41000	2283 2283	8261
SAL AMMONIAC 100 U KINGDOM 400 U STATES	LB 83660 3015 86675	5035 448 5483	8262
SAL AMMONIAC SKIMMINGS	LB		8263
AMMONIA COMPOUNDS N O P 100 U KINGDOM 400 U STATES	LB 10412 257490 267902	1168 4426 5594	8264
AMMONIA ANHYDROUS 400 U STATES	LB 419840 419840	17162 17162	8265
ANTIMONY SALTS TARTAR EMETIC 400 U STATES	LB 12 12	23 23	8271
ARSENOUS OXIDE ARSEN SULPHIDE	LB		8273
COPPER SUBACETATE OR VEROIGRIS	LB		8274
COPPER SULPHATE 400 U STATES	LB 100 100	43 43	8275
TIN BICHLORIOE TIN CRYSTALS 400 U STATES	LB 565 565	523 523	8277
ZINC CHLORIDE 400 U STATES	LB 43946 43946	3518 3518	8278
ZINC SULPHATE 100 U KINGDOM 400 U STATES	LB 114016 50800 164816	3813 3651 7464	8279
BISMUTH SALTS			8291
LEAD ACETATE NOT GROUND 100 U KINGDOM	LB 16200 16200	2599 2599	8292
LEAD ARSENATE	LB		8293
LEAD NITRATE NOT GROUND 100 U KINGDOM 400 U STATES	LB 18144 2100 20244	2525 413 2938	8294
COMPOUNDS OF TETRAETHYL LEAD 400 U STATES	LB 765737 765737	313307 313307	8295
BROMINE 400 U STATES	LB 3610 3610	1364 1364	8301
CHLORINE LIQUID CHLORINE GAS 400 U STATES	LB 789150 789150	22260 22260	8303
IODINE CRUDE 400 U STATES	LB 8600 8600	14450 14450	8304
IODIZED SALTS FOR ANIMALS 100 U KINGDOM 400 U STATES		173 33 206	8305
CALCIUM ARSENATE	LB		8311
CALCIUM CHLORIOE 400 U STATES	CWT 570 570	520 520	8315
CHLDRIDE OF LIME 400 U STATES	CWT 99 99	2201 2201	8316
CALCIUM MOLYBDATE 400 U STATES	LB 2000 2000	2122 2122	8318
CALCIUM COMPOUNDS N O P 100 U KINGDOM 400 U STATES	LB 36240 414502 450742	958 34271 35229	8319
ARGOLS 400 U STATES	LB 500 500	99 99	8321
CREAM OF TARTAR IN CRYSTALS 100 U KINGDOM 344 ITALY	LB 4480 4409 8889	967 716 1683	8322
POTASH AND PEARL ASH 400 U STATES	LB 10625 10625	776 776	8323
POTASH BICARBONATE	LB		8325
POTASH BICHRIMATE CRUDE 400 U STATES	LB 680 680	108 108	8326

IMPORTS INTO CANADA FOR CONSUMPTION

Articles and Countries from which Imported	MONTH OF JANUARY 1950		Class Number
	Quantities	Values (\$)	
POTASH CAUSTIC 400 U STATES	LB 380364	25211	8327
	380364	25211	
POTASH CHLORATE GROUND 312 CHILE	LB 7937	890	8329
400 U STATES	1240	168	
	9177	1058	
POTASH RED OR YELLOW PRUSSIAN 400 U STATES	LB 110	37	8330
	110	37	
POTASH NITRATE OR SALTPETRE 400 U STATES	LB 40000	3337	8331
	40000	3337	
POTASH COMPOUNDS N O P 100 U KINGDOM	LB 7120	1252	8332
354 NETHRLNDS	20000	2800	
400 U STATES	53055	11522	
	80175	15574	
CLEANING COMPOUNDS SODIUM BASE 400 U STATES	LB 1000912	70476	8337
	1000912	70476	
SODA BENZOATE 400 U STATES	LB 1000	451	8338
	1000	451	
SODA BROMIDE	LB		8339
SODA CITRATE 400 U STATES	LB 19125	4015	8340
	19125	4015	
BAKING POWDER	LB		8341
BORAX IN PKGS 25 LB OR OVER 400 U STATES	LB 1900020	61519	8342
	1900020	61519	
GLAUBER SALTS 335 GERMANY	LB 110070	940	8343
400 U STATES	168100	3036	
	278170	3976	
SODA ARSENIATE BINARY ARSENIATE 400 U STATES	LB 4550	2320	8344
	4550	2320	
SODA ASH OR BARILLA 100 U KINGDOM	LB 40000	594	8345
400 U STATES	410400	10193	
	450400	10787	
SODA BICARBONATE 100 U KINGDOM	LB 393000	6289	8346
400 U STATES	1039100	19232	
	1432100	25521	
SODA BICROMATE 335 GERMANY	LB 40318	4354	8347
400 U STATES	158200	16624	
	198518	20978	
SODA BISULPHATE OR NITRE CAKE 400 U STATES	LB 85370	2323	8348
	85370	2323	
SODA BISULPHITE 100 U KINGDOM	LB 44800	1704	8349
400 U STATES	300	40	
	45100	1744	
SODA CAUSTIC IN PACKAGES 400 U STATES	LB 197090	7790	8350
	197090	7790	
SODA CAUSTIC IN SOLUTION 400 U STATES	LB 3404463	45223	8352
	3404463	45223	
SODA CHLORATE 400 U STATES	LB 200230	17973	8353
	200230	17973	
SODIUM CYANIDE 100 U KINGDOM	LB 582200	67741	8354
400 U STATES	38200	6601	
	620400	74342	
SODIUM GLUTAMATE 400 U STATES	LB 11280	19670	8355
	11280	19670	
SODA HYPOBULPHITE	LB		8356
SODA NITRITE 100 U KINGDOM	LB 40320	1669	8357
335 GERMANY	148615	5697	
400 U STATES	880	153	
	189815	7519	
SODA PEROXIDE 400 U STATES	LB 8000	1467	8358
	8000	1467	
SODA PHOSPHATE N O P 400 U STATES	LB 205825	20013	8359
	205825	20013	
SODA PRUSSIAN 100 U KINGDOM	LB 56293	6959	8360
354 NETHRLNDS	44000	5036	
	100293	11995	
SODA SAL 400 U STATES	LB 5700	224	8361
	5700	224	

IMPORTS INTO CANADA FOR CONSUMPTION

Articles and Countries from which Imported	MONTH OF JANUARY 1950		Class Number
	Quantities	Values (\$)	
SODA SILICATE 400 U STATES	LB 305972	6690	8362
	305972	6690	
SODA SULPHATE CRUDE SALT CAKE 400 U STATES	LB 1414340	8719	8363
	1414340	8719	
SODA SULPHIOE 100 U KINGDOM 400 U STATES	LB 81760 23752	3226 1182	8364
	105512	4408	
SODA SULPHITE 100 U KINGDOM 400 U STATES	LB 39928 5823	1705 400	8365
	45751	2105	
SODIUM COMPOUNDS N O P 100 U KINGDOM 400 U STATES	LB 57344 851608	1757 72954	8366
	908952	74711	
SODA PHOSPHATE DIBODIUM	LB		8367
SODA PHOSPHATE TRIBODIUM 400 U STATES	LB 80000	6409	8368
	80000	6409	
SODA FLUORIDE 400 U STATES	LB 17625	1824	8369
	17625	1824	
SODA ANTIMONATE 400 U STATES	LB 36000	10741	8370
	36000	10741	
ACIO PHOSPHATE NOT MEDICINAL 400 U STATES	LB 168275	17152	8371
	168275	17152	
BARIUM PEROXIDE	LB		8372
HYDROGEN PEROXIDES IN SOLUTION 400 U STATES	LB 58466	9833	8373
	58466	9833	
MAGNESIUM CARBONATE 100 U KINGDOM 400 U STATES	LB 140000 11525	6670 1367	8374
	151525	8037	
MAGNESIUM SALTS COMPOUNDS NOP 100 U KINGDOM 400 U STATES	LB 12762 40486	2504 9505	8375
	53248	12009	
MAGNESIUM SULPHATE EPSOM SALTS 100 U KINGDOM 335 GERMANY 400 U STATES	LB 37600 150000 199850	974 2106 5074	8376
	387450	8154	
MERCURY SALTS			8377
PHOSPHORUS AND COMPOUNDS N O P 400 U STATES	LB 90	1588	8378
	90	1588	
RADIUM 400 U STATES		67713	8379
		67713	
MOLYBDENUM OXIDE 400 U STATES	LB 4000	4199	8380
	4000	4199	
ACETONE 400 U STATES		15792	8389
		15792	
ETHYLENE DICHLORIDE	LB		8390
AMYL ACETATE 100 U KINGDOM		164	8391
		164	
BLACKING BHOE LEATHER DRESSING 100 U KINGDOM 400 U STATES		8132 11284	8392
		19416	
BLUEING LAUNORY 400 U STATES		42	8393
		42	
CAMPHOR NATURAL OR SYNTHETIC 400 U STATES	LB 9850	4377	8394
	9850	4377	
CARBON BISULPHIDE N O P 400 U STATES	LB 500	50	8395
	500	50	
CARBON TETRACHLORIOE 400 U STATES	LB 284891	22140	8396
	284891	22140	
CHLDROFORM AND ETHYL CHLOHIDE 400 U STATES	LB 7616	2608	8397
	7616	2608	
CYANIDE OF POTASSIUM 400 U STATES	LB 3000	1204	8398
	3000	1204	
ETHYLENE GLYCOL FOR ANTIFREEZE	LB		8399
ETHYLENE GLYCOL N O P 400 U STATES	LB 257336	42998	8400
	257336	42998	

IMPORTS INTO CANADA FOR CONSUMPTION

Articles and Countries from which Imported	MONTH OF JANUARY 1950		Class Number
	Quantities	Values (\$)	
FORMALDEHYDE 400 U STATES	LB 1628905	60362	8401
	1628905	60362	
GLYCERINE CRUDE 225 TRINIDAD	LB 26945	3907	8402
	26945	3907	
GLYCERINE FOR EXPLOSIVES 400 U STATES	LB 160000	42432	8403
	160000	42432	
GLYCERINE N O P	LB		8404
INK PRINTING 100 U KINGDOM	LB 26894	12706	8405
400 U STATES	76250	37615	
	103144	50321	
INK ROTOGRAVURE 400 U STATES	LB 36895	13074	8406
	36895	13074	
INK WRITING 400 U STATES		3503	8407
		3503	
NAPHTHALENE FLAKES AND BALLS 100 U KINGDOM	LB 177463	9570	8408
400 U STATES	9606	1263	
	187069	10833	
NITROUS ETHER 100 U KINGDOM	GAL 9	54	8409
400 U STATES	5	39	
	14	93	
PHTHALIC ANHYDRIDE FOR RESINS 400 U STATES	LB 1556898	647916	8410
	1556898	647916	
BULPHURIC ETHER 400 U STATES	LB 84450	13692	8411
	84450	13692	
THEOBROMINE DIMETHYL BULPHATE	LB		8412
POLISH KNIFE OR OTHER N O P 100 U KINGDOM		28036	8413
400 U STATES		9126	
		37162	
VANILLIN 100 U KINGDOM	LB 200	503	8414
	200	503	
ALL OTHER DRUGS CHEMICALS NOP 100 U KINGDOM		111445	8415
231 HONG KONG		2921	
234 AUSTRALIA		329	
306 BELGIUM		876	
313 CHINA		66	
327 FRANCE		1657	
347 JAPAN		2080	
354 NETHRLNDS		960	
376 SWITZRLND		17207	
381 ALASKA		12	
400 U STATES		1660646	
		1798199	
SYNTHETIC RESIN POWDER PHENOL 100 U KINGDOM		37	8416
400 U STATES		42650	
		42687	
SYNTHETIC RESIN NOP POWDERED 100 U KINGDOM		38	8417
400 U STATES		104284	
		104322	
SYNTHETIC RESIN FOR MFRS 100 U KINGDOM		7426	8418
400 U STATES		872593	
		880019	
LAMINATED PRODUCTS PAPER BASE 400 U STATES		74823	8419
		74823	
LAMINATED PRODUCTS FABRIC BASE 100 U KINGDOM		34	8420
400 U STATES		8308	
		8342	
SYNTHETIC PLASTICS CASEIN BASE 400 U STATES		579	8421
		579	
MATERIALS NOP FOR PLASTICS 400 U STATES		97696	8422
		97696	
CABINGS SYNTHETIC FOR MEATS 400 U STATES	LB 91036	110680	8423
	91036	110680	
SYNTHETIC RESIN MFRS N O P 100 U KINGDOM		3005	8424
335 GERMANY		72	
344 ITALY		139	
400 U STATES		295245	
		298461	
TUNGSTEN CARBIDE IN TUBES 400 U STATES		1065	8425
		1065	
PLASTICIZERS FOR SYNTH RESINS 100 U KINGDOM		10316	8427

IMPORTS INTO CANADA FOR CONSUMPTION

Articles and Countries from which Imported	MONTH OF JANUARY 1950		Class Number
	Quantities	Values (\$)	
400 U STATES		11230	
		21546	
BUTADIENE			8428
400 U STATES		143113	
		143113	
ETHYL BENZINE	GAL		8429
GASOLINE ANTI OXIDANTS	LB		8430
400 U STATES	5200	3160	
	5200	3160	
SYNTHETIC RESIN GLUE	LB		8431
400 U STATES	20155	5824	
	20155	5824	
RIBOFLAVIN			8432
400 U STATES		44200	
		44200	
YEAST DEAD OR INACTIVE	LB		8433
400 U STATES	14785	8625	
	14785	8625	
CATALYSTS PETROLEUM REFINING			8434
400 U STATES		60375	
		60375	
FATTY ALCOHOLS			8435
400 U STATES		30676	
		30676	
MATERIALS NOP FOR CHROM OXIDE			8436

IMPORTS INTO CANADA FOR CONSUMPTION

Articles and Countries from which Imported	MONTH OF JANUARY 1950		Class Number
	Quantities	Values (\$)	
MISCELLANEOUS COMMODITIES			
FILM FOR REPRODUCTION			
	FEET		
100 U KINGDOM	18418	875	9000
400 U STATES	737676	47214	
	756094	48089	
BAGATELLE OR OTHER GAME BOARDS			
100 U KINGDOM		123	9001
400 U STATES		823	
		946	
BALLS CUES CUE RACKS CUE TIPS			
100 U KINGDOM		3427	9002
327 FRANCE		371	
		3798	
BILLIARD TABLES			
	NO		
400 U STATES	35	691	9003
	35	691	
BALLS TENNIS			
	DOZ		
100 U KINGDOM	1565	2929	9004
	1565	2929	
BALLS ALL KINDS NOT FOR SPORTS			
100 U KINGDOM		1286	9005
347 JAPAN		1343	
400 U STATES		3568	
		6197	
FILMS X RAY			
400 U STATES		77828	9006
		77828	
GUN COVERB GAME BAGS			
100 U KINGDOM		93	9007
400 U STATES		355	
		448	
CRICKET BATS BALLS GLOVES			
DOLLS			
100 U KINGDOM		2800	9008
306 BELGIUM		33	9009
344 ITALY		65	
347 JAPAN		1935	
400 U STATES		660	
		5493	
FILMS PHOTOGRAPHERS			
100 U KINGDOM		4214	9010
347 JAPAN		1014	
400 U STATES		88755	
		93983	
FILMS CINEMATOGRAPH POSITIVES			
	FEET		
100 U KINGDOM	210975	16935	9011
327 FRANCE	248083	19853	
400 U STATES	909051	72760	
	1368109	109548	
FILMS FOR AERIAL PHOTOGRAPHY			
400 U STATES		2878	9012
		2878	
FISHING RODS			
100 U KINGDOM		1157	9013
347 JAPAN		17	
400 U STATES		24182	
		25356	
GOLF CLUBS AND FINISHED PARTS			
100 U KINGDOM		819	9014
400 U STATES		794	
		1613	
MENAGERIES			
400 U STATES		200	9015
		200	
MECHANICAL TOYS OF METAL			
100 U KINGDOM		4740	9016
335 GERMANY		943	
347 JAPAN		2990	
400 U STATES		6824	
		15497	
METAL JUVENILE CONSTR SETS			
100 U KINGDOM		426	9017
400 U STATES		65	
		491	
TOYS OF ALL KINDS N O P			
100 U KINGDOM		11472	9018
231 HONG KONG		38	
317 CZECHO S		1925	
327 FRANCE		896	
335 GERMANY		2191	
347 JAPAN		33645	
354 NETHRLNDS		65	
400 U STATES		29436	
		79668	
SPORTSMENB FISHING TACKLE NOT			
100 U KINGDOM		33447	9019
201 IRELAND		144	
231 HONG KONG		689	
234 AUSTRALIA		1052	
317 CZECHO S		429	
327 FRANCE		327	
347 JAPAN		5000	
359 NORWAY		5773	
400 U STATES		110590	
		157451	
FILMS CINEMATOGRAPH NEGATIVE			
400 U STATES		6892	9020
		6892	

IMPORTS INTO CANADA FOR CONSUMPTION

Articles and Countries from which Imported	MONTH OF JANUARY 1950		Class Number
	Quantities	Values (\$)	
BRUSHES ARTISTS			9021
100 U KINGDOM		4279	
327 FRANCE		22	
400 U STATES		4126	
		8427	
BRUSHES PAINT AND VARNISH			9022
100 U KINGDOM		5497	
400 U STATES		1755	
		7252	
BRUSHES TOOTH			9023
100 U KINGDOM		769	
231 HONG KONG		69	
400 U STATES		1626	
		2464	
BRUSHES TOILET N O P			9024
100 U KINGDDM		9436	
335 GERMANY		1298	
400 U STATES		10675	
		21409	
BRUSHES ALL OTHER N O P			9025
100 U KINGDOM		3398	
231 HONG KONG		100	
376 SWITZRLND		46	
400 U STATES		13602	
		17146	
PACKAGES DUTY ONCE PAID			9032
PACKAGES CONTAINING GOODS N O P			9033
100 U KINGDOM		93028	
201 IRELAND		5	
215 INDIA		2920	
216 PAKISTAN		80	
217 CEYLON		601	
218 B MALAYA		28	
231 HONG KONG		3836	
234 AUSTRALIA		41	
304 ARGENTINA		1507	
305 AUSTHIA		10	
306 BELGIUM		3742	
313 CHINA		1904	
317 CZECHO S		3038	
318 DENMARK		125	
323 EL SALVD		43	
327 FRANCE		2074	
335 GERMANY		1573	
344 ITALY		4510	
347 JAPAN		6262	
354 NETHRLNDS		1908	
355 INDONESIA		92	
366 PORTUGAL		6	
367 AZORES		209	
372 SPAIN		163	
375 SWEDEN		569	
376 SWITZRLND		1623	
400 U STATES		179336	
		309233	
PACKAGES BARRELS AND CASKS			9034
100 U KINGDOM		505	
207 UN SO AFR		1553	
221 B GUIANA		1957	
223 BARBADOS		391	
224 JAMAICA		614	
232 MALTA		101	
234 AUSTRALIA		1490	
312 CHILE		32	
316 CUBA		18	
327 FRANCE		564	
328 FR AFRICA		242	
336 GREECE		26	
354 NETHRLNDS		497	
359 NORWAY		461	
366 PORTUGAL		695	
372 SPAIN		106	
382 VIRGIN IS		126	
400 U STATES		20120	
		29498	
PACKAGES BOTTLES AND CARBOYS			9035
100 U KINGDOM		22701	
207 UN SO AFR		359	
221 B GUIANA		210	
223 BARBADOS		1300	
224 JAMAICA		2270	
225 TRINIDAD		868	
227 BAHAMAS		128	
231 HONG KONG		26	
234 AUSTRALIA		1844	
235 FIJI		20	
316 CUBA		94	
318 DENMARK		142	
327 FRANCE		2324	
335 GERMANY		25	
344 ITALY		740	
354 NETHRLNDS		320	
359 NORWAY		40	
360 ISRAEL		50	
366 PORTUGAL		358	
372 SPAIN		303	

IMPORTS INTO CANADA FOR CONSUMPTION

101

Articles and Countries from which Imported	MONTH OF JANUARY 1950		Class Number
	Quantities	Values (\$)	
376 SWITZRLND		10	
382 VIRGIN IS		40	
384 P RICO		340	
400 U STATES		729	
		35241	
PACKAGES CONTAINING MACHINERY			9036
100 U KINGDOM		5333	
400 U STATES		8181	
		13514	
SPINAL BRACES AND PARTS			9050
400 U STATES		235	
		235	
EFFECTS LEFT BY BEQUEST			9051
100 U KINGDOM		9029	
327 FRANCE		200	
354 NETHRLNDS		535	
363 PERU		50	
376 SWITZRLND		40	
400 U STATES		20462	
		30316	
APPLIANCES BOOTS FOR CRIPPLES			9052
400 U STATES		401	
		401	
ARTIFICIAL LIMBS AND PARTS			9053
400 U STATES		6784	
		6784	
BEAD ORNAMENTS			9055
BELTS N O P			9056
100 U KINGDOM		177	
327 FRANCE		74	
400 U STATES		325	
		576	
BLINDS NDT TEXTILE DR PAPER			9057
231 HONG KONG		39	
347 JAPAN		22	
400 U STATES		322	
		383	
BOOT SHOE SHIRT STAY LACES			9058
100 U KINGDOM		912	
400 U STATES		280	
		1192	
BOOTS SHOES AND SLIPPERS FELT	PAIR		9059
100 U KINGDOM	2930	2640	
207 UN SO AFR	1000	494	
400 U STATES	72	121	
	4002	3255	
BOOTS SHOES AND SLIPPERS N O P	PAIR		9060
100 U KINGDOM	629	572	
231 HONG KONG	485	435	
327 FRANCE	240	181	
344 ITALY	7	18	
400 U STATES	4241	6358	
	5602	7564	
BROOMS AND WHISKS			9061
231 HONG KONG		28	
400 U STATES		2125	
		2153	
BUTTONS SHOE PAPIER MACHE			9062
BUTTONS SHOE N O P			9063
400 U STATES		1449	
		1449	
BUTTONS VEGETABLE IVORY	GROSS		9064
400 U STATES	49	193	
	49	193	
BUTTONS COLLAR AND CUFF	GROSS		9065
100 U KINGDOM	3	316	
400 U STATES	470	2163	
	473	2479	
BUTTONS N O P	GROSS		9066
100 U KINGDOM	831	1522	
317 CZECHO S	1145	1863	
347 JAPAN	9031	6794	
400 U STATES	18004	24613	
	29011	34792	
CASES BOXES DESKS FANCY			9067
100 U KINGDOM		33246	
231 HONG KONG		158	
306 BELGIUM		47	
317 CZECHO S		335	
327 FRANCE		4828	
335 GERMANY		2452	
344 ITALY		2073	
347 JAPAN		2679	
352 MEXICO		13	
376 SWITZRLND		135	
400 U STATES		30229	
		76195	
CHARITABLE DONATIONS			9068
100 U KINGDOM		664	
354 NETHRLNDS		20	
400 U STATES		13275	
		13959	
COMBS TOILET DRESSING FANCY			9069
100 U KINGDOM		413	

IMPORTS INTO CANADA FOR CONSUMPTION

Articles and Countries from which Imported	MONTH OF JANUARY 1950		Class Number
	Quantities	Values (\$)	
327 FRANCE		74	
400 U STATES		3113	
		3600	
APPLIANCES FOR THE DEAF PARTS			9070
100 U KINGDOM		3437	
400 U STATES		79652	
		83089	
FANS			9071
400 U STATES		608	
		608	
INSOLES OF ALL KINDS			9072
100 U KINGDOM		38	
400 U STATES		1670	
		1708	
JEWELLERY N O P			9073
100 U KINGDOM		11624	
231 HONG KONG		85	
234 AUSTRALIA		212	
317 CZECHO S		10559	
327 FRANCE		327	
335 GERMANY		1418	
344 ITALY		742	
347 JAPAN		12045	
352 MEXICO		1931	
354 NETHRLNDS		154	
400 U STATES		16882	
		55979	
MATS DOOR OR CARRIAGE N O P			9074
400 U STATES		429	
		429	
MATTRESSES			9075
400 U STATES		40	
		40	
PICTURE AND PHOTOGRAPH FRAMES			9076
100 U KINGDOM		623	
318 DENMARK		445	
400 U STATES		8792	
		9860	
POCKET BOOKS PORTFOLIOS PURSES			9077
100 U KINGDOM		19280	
224 JAMAICA		85	
231 HONG KONG		16	
306 BELGIUM		60	
317 CZECHO S		159	
327 FRANCE		2246	
335 GERMANY		1062	
344 ITALY		2524	
347 JAPAN		55	
352 MEXICO		131	
400 U STATES		22938	
		48556	
REFRIGERATORS ELECTRIC	NO		9078
100 U KINGDOM	1	278	
400 U STATES	29	4181	
	30	4459	
REFRIGERATORS N O P	NO		9079
400 U STATES	6	1084	
	6	1084	
REGALIA AND BADGES			9080
100 U KINGDOM		3429	
327 FRANCE		96	
400 U STATES		648	
		4173	
SHADES LAMP N O P SHADE HOLDERS			9081
100 U KINGDOM		54	
400 U STATES		642	
		696	
SPECTACLE FRAMES AND PARTS N O P			9082
100 U KINGDOM		10	
327 FRANCE		937	
400 U STATES		165974	
		166921	
PARTS FOR SPECTACLE FRAMES			9083
400 U STATES		12536	
		12536	
TOBACCO PIPES SMOKERS SETS			9084
100 U KINGDOM		6416	
231 HONG KONG		27	
327 FRANCE		7706	
344 ITALY		12165	
376 SWITZRLND		543	
400 U STATES		8958	
		35815	
TOBACCO POUCHES CIGARETTE CASE			9085
100 U KINGDOM		6361	
335 GERMANY		52	
347 JAPAN		1744	
400 U STATES		572	
		8729	
TOILET AND MANICURE SETS			9086
100 U KINGDOM		53	
335 GERMANY		51	
400 U STATES		179	
		283	
TRUNKS AND VALISES			9087
100 U KINGDOM		8554	

Articles and Countries from which Imported	MONTH OF JANUARY 1950		Class Number
	Quantities	Values (\$)	
335 GERMANY		51	
400 U STATES		11871	
UMBRELLAS PARASOLS SUNSHADES		26476	9088
100 U KINGDOM		684	
327 FRANCE		94	
400 U STATES		693	
WINDOW SHADE OR BLIND ROLLERS		1471	
375 SWEDEN		1264	9090
400 U STATES		2137	
REFRIGERATOR PARTS		3401	
100 U KINGDOM		55043	9091
400 U STATES		813265	
MINERAL AND AERATED WATERS		868308	
400 U STATES		840	9103
ACCORDIONS CONCERTINAS MELODEONS		840	
NO			9110
327 FRANCE	110	1168	
335 GERMANY	793	7951	
344 ITALY	448	22703	
376 SWITZRLND	20	704	
400 U STATES	115	10835	
BRASS BAND INSTRUMENTS	1486	43361	9111
100 U KINGDOM		7734	
216 PAKISTAN		207	
317 CZECHO S		1100	
327 FRANCE		2561	
344 ITALY		386	
400 U STATES		14550	
HARPS		26538	
NO			9113
100 U KINGDOM	1	247	
CABINET ORGANS	1	247	
400 U STATES			9114
NO			
PIPE ORGANS	1	1409	
ORGAN PARTS N O P	1	1409	
NO			9115
100 U KINGDOM		197	
400 U STATES		5046	
PIANOS		5243	
NO			9117
306 BELGIUM	1	959	
400 U STATES	3	222	
PIANO PARTS N O P	4	1181	
100 U KINGDOM		497	9118
400 U STATES		6686	
PIANO AND ORGAN PARTS FOR MFR		7183	
100 U KINGDOM		1635	9119
400 U STATES		4605	
PHONOGRAPHS GRAMOPHONES N O P		6240	
376 SWITZRLND		162	9120
400 U STATES		38332	
PHONOGRAPH RECORDS		38494	
100 U KINGDOM		19604	9121
327 FRANCE		2138	
335 GERMANY		536	
400 U STATES		69158	
OTHER MUSICAL INSTRUMENTS		91436	
100 U KINGDOM		2195	9122
317 CZECHO S		434	
327 FRANCE		2980	
335 GERMANY		2401	
347 JAPAN		717	
376 SWITZRLND		9668	
400 U STATES		20519	
MUSICAL INSTRUMENT STRINGS		38914	
100 U KINGDOM		176	9123
400 U STATES		5963	
PHONOGRAPHS COIN OPERATED		6139	
NO			9124
THERMOMETERS			
100 U KINGDOM		1802	9129
400 U STATES		45163	
APPARATUS X RAY		46965	
100 U KINGDOM		6343	9130
335 GERMANY		956	
354 NETHRLNDS		813	
376 SWITZRLND		3798	
400 U STATES		233412	
ARTIFICIAL LARYNX		245322	9131

IMPORTS INTO CANADA FOR CONSUMPTION

Articles and Countries from which Imported	MONTH OF JANUARY 1950		Class Number
	Quantities	Values (\$)	
BOTANICAL SPECIMENS			9132
207 U N I O N		100	
400 U STATES		1809	
		1909	
OLD COINS STAMPS TROPHIES			9133
100 U KINGDOM		993	
203 B E A R I N G S		30	
354 N E T H E R L A N D S		248	
376 S W I T Z E R L A N D		200	
381 A L A S K A		200	
400 U STATES		2981	
		4652	
CAMERAS AND CAMERA PARTS N O P			9134
100 U KINGDOM		14939	
317 C Z E C H O S L O V A K I A		759	
327 F R A N C E		876	
335 G E R M A N Y		31707	
347 J A P A N		4155	
376 S W I T Z E R L A N D		2967	
400 U STATES		75761	
		131164	
CAMERA PARTS UNFINISHED			9135
400 U STATES		17557	
		17557	
CAMERA LENSES AND SHUTTERS			9136
335 G E R M A N Y		37	
400 U STATES		13819	
		13856	
COLLECTIONS OF ANTIQUITIES			9137
100 U KINGDOM		14539	
400 U STATES		16203	
		30742	
CYCLOMETERS AND SPEEDOMETERS			9138
400 U STATES		7154	
		7154	
GLOBES GEOGRAPHICAL			9139
400 U STATES		2811	
		2811	
MODELS OF INVENTIONS			9140
APPARATUS FOR INSTITUTIONS			9141
100 U KINGDOM		13371	
327 F R A N C E		863	
335 G E R M A N Y		1852	
354 N E T H E R L A N D S		362	
375 S W E D E N		78	
376 S W I T Z E R L A N D		962	
400 U STATES		555982	
		573470	
OPERATING ROOM EQUIPMENT			9142
100 U KINGDOM		394	
306 B E L G I U M		226	
335 G E R M A N Y		181	
400 U STATES		140234	
		141035	
DENTAL INSTRUMENTS			9143
100 U KINGDOM		2196	
327 F R A N C E		423	
335 G E R M A N Y		9559	
347 J A P A N		186	
376 S W I T Z E R L A N D		1806	
400 U STATES		61205	
		75375	
SURGICAL TRUSSES AND SUPPORTS			9144
100 U KINGDOM		300	
400 U STATES		8804	
		9104	
ARTICLES FOR THE BLIND			9145
100 U KINGDOM		261	
376 S W I T Z E R L A N D		1655	
400 U STATES		4410	
		6326	
OPTICAL AND PHILOBOPIICAL INST			9146
100 U KINGDOM		18057	
317 C Z E C H O S L O V A K I A		1639	
323 E L S A L V A D O R		162	
327 F R A N C E		7400	
335 G E R M A N Y		7258	
347 J A P A N		344	
375 S W E D E N		171	
376 S W I T Z E R L A N D		2088	
400 U STATES		170353	
		207472	
PROFESSIONAL CAMERAS AND PARTS			9147
100 U KINGDOM		32	
335 G E R M A N Y		367	
344 I T A L Y		47	
400 U STATES		23278	
		23724	
EDUCATIONAL FILMS			9148
100 U KINGDOM		937	
327 F R A N C E		401	
400 U STATES		31739	
		33077	
CINEMATOGRAPH CAMERAS			9149
400 U STATES		1094	
		1094	

IMPORTS INTO CANADA FOR CONSUMPTION

Articles and Countries from which Imported	MONTH OF JANUARY 1950		Class Number
	Quantities	Values (\$)	
SURGICAL INSTRUMENTS			9150
100 U KINGDOM		8230	
335 GERMANY		6420	
344 ITALY		134	
347 JAPAN		615	
375 SWEDEN		6584	
400 U STATES		266801	
		288784	
RACING SHELLS OR OARS	NO		9151
BOATS OPEN PLEASURE	NO		9152
400 U STATES	14	1073	
	14	1073	
LAUNCHES PLEASURE MOTIVE POWER	NO		9153
400 U STATES	1	166	
	1	166	
MATERIALS EXWHOUSE FOR VESSELS			9154
SHIPS AND VESSELS REPAIRS ON			9155
400 U STATES		167	
		167	
SHIPS FOREIGN BUILT COASTAL	NO		9156
VESSELS FOREIGN BUILT N O P			9157
400 U STATES		24680	
		24680	
BUGGIES CUTTERS VEHICLES N O P	NO		9162
100 U KINGDOM	1	66	
400 U STATES	181	11270	
	182	11336	
CHILDRENS CARRIAGES AND PARTS	NO		9163
100 U KINGDOM	6	54	
400 U STATES	1	101	
	7	155	
CHILDRENS BLEDS VEHICLES N O P			9164
100 U KINGDOM		268	
400 U STATES		10060	
		10328	
BLEIGHS N O P AND PARTS	NO		9165
WAGONS AND BLEOS FARM AND PTS	NO		9166
400 U STATES	183	21605	
	183	21605	
WAGONS FREIGHT DRAYS AND PARTS	NO		9167
WHEELBARROWS HAND TRUCKS CARTS	NO		9168
100 U KINGDOM	4	60	
400 U STATES	3061	54583	
	3065	54643	
TRUCKS AND CARS N O P			9169
400 U STATES		10039	
		10039	
TRAILERS FOR MOTOR VEHICLES	NO		9170
100 U KINGDOM	2	1340	
400 U STATES	20	16377	
	22	17717	
AIRCRAFT NOT OVER 1500 LB WT	NO		9171
400 U STATES	2	9150	
	2	9150	
AIRCRAFT 1501 TO 3000 LB WT	NO		9172
AIRCRAFT 3001 TO 7500 LB WT	NO		9173
AIRCRAFT OVER 7500 LB WEIGHT	NO		9174
AIRCRAFT PTS EXCLUDING ENG PTS			9175
100 U KINGDOM		220667	
234 AUSTRALIA		1623	
400 U STATES		918093	
		1140383	
PAINTINGS UNOER 20 DOLLARS	NO		9181
100 U KINGDOM	32	264	
344 ITALY	4	71	
400 U STATES	69	783	
	105	1118	
PAINTINGS 20 DOLLARS OR OVER			9182
100 U KINGDOM		13198	
305 AUSTRIA		409	
327 FRANCE		22250	
344 ITALY		532	
354 NETHRLNDS		505	
400 U STATES		436322	
		473216	
STATUES AND STATUETTES N O P			9183
100 U KINGDOM		866	
327 FRANCE		608	
344 ITALY		309	
347 JAPAN		1174	
400 U STATES		3565	
		6522	
PORCELAIN STATUES STATUETTES			9184
100 U KINGDOM		48190	
231 HONG KONG		1373	
318 DENMARK		194	
327 FRANCE		762	
335 GERMANY		8038	

IMPORTS INTO CANADA FOR CONSUMPTION

Articles and Countries from which Imported	MONTH OF JANUARY 1950		Class Number
	Quantities	Values (\$)	
344 ITALY		2969	
347 JAPAN		10381	
354 NETHRLNDS		20	
400 U STATES		7239	
		79166	
SCULPTURES CANADIAN MODELS			9185
344 ITALY		443	
400 U STATES		326	
		769	
MATERIAL FOR HARD METAL COMPDS			9187
400 U STATES		12371	
		12371	
MATERIALS FOR CYANIDE MFR			9190
400 U STATES		293	
		293	
ARTICLES FOR FERTILIZER MFR			9191
100 U KINGDOM		417	
400 U STATES		1212	
		1629	
ARTICLES FOR GOVERNOR GENERAL			9192
100 U KINGDOM		330	
		330	
ARTICLES FOR CONSULS			9193
100 U KINGDOM		9261	
207 UN SO AFR		5891	
215 INDIA		100	
221 B GUIANA		11	
223 BARBADOS		116	
224 JAMAICA		70	
225 TRINIDAD		79	
227 BAHAMAS		12	
234 AUSTRALIA		250	
306 BELGIUM		75	
312 CHILE		344	
317 CZECHOS		1157	
318 DENMARK		100	
326 FINLAND		300	
327 FRANCE		1602	
338 HAITI		60	
344 ITALY		587	
354 NETHRLNDS		6665	
372 SPAIN		114	
376 SWITZRLND		80	
380 USSR		50	
400 U STATES		59735	
		86659	
ARTICLES IMPERIAL ARMY NAVY			9194
100 U KINGDOM		73541	
366 PORTUGAL		11	
400 U STATES		1061	
		74613	
CANADIAN GOODS RETURNED			9195
100 U KINGDOM		25285	
201 IRELAND		88	
207 UN SO AFR		5550	
220 BERMUDA		3339	
224 JAMAICA		963	
227 BAHAMAS		20	
228 LEEW WIND		236	
234 AUSTRALIA		127	
309 BRAZIL		865	
316 CUBA		200	
318 DENMARK		5990	
327 FRANCE		238	
332 FR W IND		90	
334 ST PIERRE		299	
335 GERMANY		16520	
341 ICELAND		335	
366 PORTUGAL		438	
376 SWITZRLND		305	
381 ALASKA		198	
400 U STATES		204032	
		265118	
EXWAREHOUSE SHIP8 STORES NOP			9197
100 U KINGDOM		3168	
221 B GUIANA		1032	
223 BARBADOS		15	
225 TRINIDAD		102	
227 BAHAMAS		45	
234 AUSTRALIA		155	
318 DENMARK		365	
327 FRANCE		15	
354 NETHRLNDS		27	
400 U STATES		4516	
		9440	
ARTICLES EXWHOUSE FOR EXCISE			9198
BATTERY JARS GLASS OR RUBBER			9199
400 U STATES		51236	
		51236	
ARTICLES FOR BINDER TWINE MFR			9200
CASUAL DONATIONS			9201
100 U KINGDOM		32	
306 BELGIUM		10	
354 NETHRLNDS		10	

IMPORTS INTO CANADA FOR CONSUMPTION


Articles and Countries from which Imported	MONTH OF JANUARY 1950		Class Number
	Quantities	Values (\$)	
400 U STATES		69683	
CORSET CLASPS STEELS WIRES		69735	
400 U STATES		2712	9202
FEATHERS FLOWERS ART FOR HATS		2712	
317 CZECHO S		30037	9204
327 FRANCE		9646	
335 GERMANY		2143	
344 ITALY		1913	
347 JAPAN		4252	
400 U STATES		12760	
LIFEBOATS LIFESAVING APPARATUS		60751	
400 U STATES		348	9205
INTERNATIONAL BRIDGE MATERIAL		348	
MINERS RESCUE APPLIANCES			9206
100 U KINGDOM		374	
400 U STATES		61564	
MATERIALS FOR TEXTILE PRINTING		61938	
100 U KINGDOM		3561	9208
400 U STATES		14824	
BALTS OF THORIUM OR CERIUM		18385	
SPURS AND STILTS			9209
VACCINE AND PLASMA CONTAINERS			9210
400 U STATES		5462	
GOODS FREE BY ORDER IN COUNCIL		5462	
100 U KINGDOM		18011	9212
400 U STATES		228809	
ARTICLES FOR MFR TOBACCO PIPES		246820	
328 FR AFRICA		260	9214
400 U STATES		3331	
SAFETY GLASS SHEET ADHESIVES		3591	
400 U STATES		72701	9215
AUTOMOBILE ACCESSORIES TOURIST		72701	
400 U STATES		5482	9221
AUTOMOBILE TIRES TUBES TOURIST		5482	
400 U STATES		1822	9222
BOOTS AND SHOES TOURIST		1822	
100 U KINGDOM		113	9223
400 U STATES		72541	
CLOTHING TOURIST		72654	
100 U KINGDOM		977	9224
327 FRANCE		45	
400 U STATES		390124	
RADIO SETS TOURIST		391146	
400 U STATES	NO	44827	9225
APPLIANCES FURNISHINGS TOURIST	1616	44827	
100 U KINGDOM	1616	104	9226
400 U STATES		135761	
OTHER TOURIST PURCHASES		135865	
100 U KINGDOM		1673	9227
227 BAHAMAS		30	
327 FRANCE		360	
352 MEXICO		74	
400 U STATES		258876	
CARTRIDGES SHOT GUN SHELLS		261013	
400 U STATES		438	9237
DEXTRROSE SOLUTIONS THERAPEUTIC		438	
400 U STATES		11367	9238
METALLIC CARTRIDGES AMMUNITION		11367	
100 U KINGDOM		2227	9239
400 U STATES		673	
BLACKBOARDS OF SLATE OR PAPER		2900	
400 U STATES		26833	9240
PRESENTATIONS FOR LIFE SAVING		26833	
BIOLOGICAL PRODUCTS N O P			9241
100 U KINGDOM		1758	9242
400 U STATES		149786	
BASKETS OF ALL KINDS N O P		151544	
100 U KINGDOM		46	9243
224 JAMAICA		12	
231 HONG KONG		311	

IMPORTS INTO CANADA FOR CONSUMPTION

Articles and Countries from which Imported	MONTH OF JANUARY 1950		Class Number
	Quantities	Values (\$)	
306 BELGIUM		11273	
335 GERMANY		474	
340 HUNGARY		976	
344 ITALY		154	
365 POLAND		3474	
367 AZORES		726	
400 U STATES		5651	
		23097	
COMMUNION SETS CHURCH ARTICLES			9244
100 U KINGDOM		190	
201 IRELAND		106	
306 BELGIUM		193	
317 CZECHOS		1913	
327 FRANCE		10554	
344 ITALY		6929	
347 JAPAN		1629	
372 SPAIN		361	
400 U STATES		25778	
		47653	
CARTRIDGE CASES GUN WAOS CAPS			9246
100 U KINGDOM		244	
400 U STATES		2714	
		2958	
CARTRIDGES AMMUNITION N O P			9247
100 U KINGDOM		107228	
400 U STATES		4241	
		111469	
DAMAGED GOODS N O P			9248
ELECTRICAL ENERGY	KWH		9249
400 U STATES	1370645	16991	
	1370645	16991	
EXPRESS PARCELS			9250
100 U KINGDOM		1272	
400 U STATES		221904	
		223176	
ICE			9251
400 U STATES		3564	
		3564	
INCUBATORS BROODERS AND PARTS	NO		9252
400 U STATES	736	45934	
	736	45934	
IRON SAND PRESSURE BLASTING			9253
100 U KINGDOM		7232	
400 U STATES		33491	
		40723	
ALABASTER SPAR AMBER DRNAMENTS			9255
100 U KINGDOM		2589	
231 HONG KONG		386	
335 GERMANY		588	
344 ITALY		932	
347 JAPAN		786	
400 U STATES		1208	
		6489	
MACHINE CARD CLDTHING			9256
100 U KINGDOM		2889	
400 U STATES		2905	
		5794	
PENCILS LEAD NDM PRDPELLING	GROSS		9257
100 U KINGDOM	68	354	
335 GERMANY	212	1260	
400 U STATES	73	597	
	353	2211	
PENCILS LEAD N D P			9258
100 U KINGDOM		107	
400 U STATES		11014	
		11121	
PENS FOUNTAIN			9259
400 U STATES		6837	
		6837	
PENS N O P PENHOLDERS RULERS			9260
100 U KINGDOM		1685	
335 GERMANY		44	
400 U STATES		14632	
		16361	
PDST OFFICE PARCELS			9261
100 U KINGDOM		2715	
231 HONG KONG		311	
347 JAPAN		117	
354 NETHRLNDS		5	
400 U STATES		328261	
		331409	
PRECIOUS STONES NDT MOUNTED			9262
100 U KINGDOM		16141	
231 HONG KONG		126	
234 AUSTRALIA		278	
305 AUSTRIA		10103	
317 CZECHOS		2184	
327 FRANCE		2708	
335 GERMANY		9812	
344 ITALY		1619	
347 JAPAN		141	
352 MEXICO		2172	
400 U STATES		68066	
		113350	

IMPORTS INTO CANADA FOR CONSUMPTION

Articles and Countries from which Imported	MONTH OF JANUARY 1950		Class Number
	Quantities	Values (\$)	
PULLEYS BELT POWER TRANS NOP 100 U KINGDOM 400 U STATES		160 30487 30647	9263
BETTLERS EFFECTS 100 U KINGDOM 203 S E AFR 207 UN SO AFR 215 INDIA 225 TRINIDAD 227 BAHAMAS 228 LEEW WIND 231 HONG KONG 232 MALTA 234 AUSTRALIA 236 NEW ZEAL 304 ARGENTINA 305 AUSTRIA 306 BELGIUM 313 CHINA 314 COLOMBIA 317 CZECHOS 318 DENMARK 320 DOM REP 324 ESTONIA 326 FINLAND 327 FRANCE 335 GERMANY 344 ITALY 354 NETHLND 359 NORWAY 360 ISRAEL 363 PERU 365 POLAND 375 SWEDEN 376 SWITZRLND 377 SYRIA 383 HAWAII 387 VENEZUELA 400 U STATES		131228 600 5925 2220 300 150 50 775 450 7496 200 750 500 5150 9880 6330 9220 1390 1500 1000 300 7772 24125 3050 11310 400 1200 6100 100 2555 2700 100 200 300 388923 634249	9264
BHOW CASES AND METAL PARTS 400 U STATES		5396 5396	9265
SIGNS LETTERS OTHER THAN PAPER 100 U KINGDOM 400 U STATES		761 23501 24262	9266
MEASURING RULES AND TAPES 100 U KINGDOM 335 GERMANY 354 NETHLND 400 U STATES		22516 4045 2495 51639 80695	9267
WASTE AND JUNK N O P 400 U STATES	CWT	29746 29746 15704 15704	9269
WAX VEGETABLE AND MINERAL NOP 309 BRAZIL 352 MEXICO 400 U STATES	LB	256166 4889 59706 320761 245771 2579 25291 273641	9270
WAX AND MANUFACTURES N O P 215 INDIA 400 U STATES		1224 11624 12848	9271
WHIPS AND PARTS 100 U KINGDOM 400 U STATES		24 205 229	9272
WINDOW CORNICES CORNICE POLES			9273
UNENUMERATED ARTICLES 400 U STATES		4747 4747	9274



IMPORTS INTO CANADA FOR CONSUMPTION


Changes Affecting Previous Reports
Cumulative Totals adjusted in February Report

1950
Import
List No. 1

MONTH OF JANUARY 1950

Class Number

8368 - Deduct from United States.....	80,000 lb.	\$ 6,409
8359 - Add to United States.....	80,000 lb.	\$ 6,409



DOMINION BUREAU OF STATISTICS
DEPARTMENT OF TRADE AND COMMERCE

TRADE OF CANADA

IMPORTS

FEBRUARY, 1950

AND

TWO MONTHS ENDED FEBRUARY, 1950

Published by Authority of the Rt. Hon. C. D. Howe
Minister of Trade and Commerce

PREPARED IN THE EXTERNAL TRADE SECTION,
INTERNATIONAL TRADE DIVISION,
DOMINION BUREAU OF STATISTICS, OTTAWA

1100-4-50

Price \$5 a year
Single copies 50 cents

10-4030
Vol. 7 No. 2

TABLE OF CONTENTS

	Page
EXPLANATORY NOTES.....	2
KEY TO ABBREVIATIONS OF COUNTRIES	3
SUMMARY TABLES:	
Imports into Canada for Consumption, by Countries.....	4
Imports into Canada for Consumption, by Main Groups	6
DETAILED TABLES:	
Imports for Consumption, by Articles and Countries:	
Agricultural and Vegetable Products (except Chemicals, Fibres and Wood):	Class Number
A – Mainly Food.....	1 to 390
B – Other than Food.....	1501 to 1846
Animals and Animal Products (except Chemicals and Fibres).	2012 to 2348
Fibres, Textiles and Textile Products	3001 to 3574
Wood, Wood Products and Paper.....	4002 to 4311
Iron and Its Products.....	5001 to 5732
Non-Ferrous Metals and Their Products (except Gold).....	6001 to 6256
Non-Metallic Minerals and Their Products (except Chemicals)	7001 to 7303
Chemicals and Allied Products.....	8001 to 8436
Miscellaneous Commodities	9000 to 9274

EXPLANATORY NOTES

1. In all the tables of imports in this Report, the quantities and values are based upon the declarations of importers (import entries), as subsequently checked by Customs officials.
2. Weight, where shown is the net weight of the goods, that is, it excludes the weight of the covers or receptacles, except in cases of certain goods, as provided in the Customs Tariff.
3. The expression "ton" means 2,000 pounds, and "cwt." 100 pounds, avoirdupois. Where other units of quantity are used, Imperial standards apply.
4. In this Report are trade items such as "Engines, gas, n.o.p., and parts", which show both quantities and values. In the item "Engines, gas, n.o.p., and parts", the quantity represents the number of complete gas engines only, while the value represents not only the value of the specified number of complete gas engines but also the value of all kinds of "Parts" of gas engines; therefore, in this item, and in similar items, the average value per unit cannot be ascertained.
5. "Imports" means "Imports entered for Consumption". "Entered for Consumption" does not imply that the goods have been actually consumed in Canada, but that they have passed into the custody of the importer and that duty has been paid on the dutiable portion.
6. For statistical purposes, the value of merchandise imported, as shown in this Report, is the value as determined for Customs duty purposes. In most cases, this would be the invoice value of the goods converted to Canadian dollars at authorized exchange ratios. The value does not include charges such as freight, insurance, handling, duties or taxes.
7. Imports into Canada are classified as received from the countries whence they were consigned to Canada. The countries of consignment are the countries from which the goods have come, without interruption of transit, except in the course of transshipment or transfer from one conveyance to another. The countries whence goods are consigned are not necessarily the countries of actual origin, since goods produced in one country may be purchased by a firm in another country and thence despatched, after a longer or shorter interval, to Canada. In such cases the second country would be the country of consignment to which the goods would be credited. An example is the case of tea grown in the Orient but purchased in the bonded market in London, England; Canadian statistics record such imports as coming from the United Kingdom.
8. The initials "N.O.P." mean "not otherwise provided for"
9. Some of the descriptions of articles used in this Report are abbreviated and incomplete due to lack of space and mechanical limitations. Full descriptions are shown in the annual printed report of the Trade of Canada.
10. Throughout this Report, figures are subject to revision.
11. The Foreign Trade of Newfoundland is included as from April 1, 1949.

U Kingdom.....	United Kingdom	Fr Africa.....	French Africa
Ireland.....	Ireland	Fr E Ind.....	French East Indies
Aden.....	Aden	Fr Guiana.....	French Guiana
B E Afr.....	British East Africa	Fr Oceana.....	French Oceania
S Rhod.....	Southern Rhodesia	Fr W Ind.....	French West Indies
N Rhod.....	Northern Rhodesia	Madagascr.....	Madagascar
Un So Afr.....	Union of South Africa	St. Pierre.....	St. Pierre and Miquelon
B S A Other.....	Other British South Africa	Germany.....	Germany
Gambia.....	Gambia	Greece.....	Greece
G Coast.....	Gold Coast	Guatemala.....	Guatemala
Nigeria.....	Nigeria	Haiti.....	Haiti (Republic of)
S Leone.....	Sierra Leone	Honduras.....	Honduras
B W A Other.....	Other British West Africa	Hungary.....	Hungary
A E Sudan.....	Anglo-Egyptian Sudan	Iceland.....	Iceland
India.....	India	Iran.....	Iran
Pakistan.....	Pakistan	Iraq.....	Iraq
Ceylon.....	Ceylon	Italy.....	Italy
Malaya.....	Federation of Malaya	Tripoli.....	Tripoli
B E I Other.....	Other British East Indies	Ital Afr.....	Other Italian Africa
Bermuda.....	Bermuda	Japan.....	Japan
B Guiana.....	British Guiana	Korea.....	Korea
B Hond.....	British Honduras	Latvia.....	Latvia
Barbados.....	Barbados	Liberia.....	Liberia
Jamaica.....	Jamaica	Lithuania.....	Lithuania
Trinidad.....	Trinidad and Tobago	Mexico.....	Mexico
Bahamas.....	Bahamas	Morocco.....	Morocco
Leew Wind.....	Leeward and Windward Islands	Nethrlnds.....	Netherlands
Falkland.....	Falkland Islands	Indonesia.....	Indonesia
Gibraltar.....	Gibraltar	Surinam.....	Surinam
Hong Kong.....	Hong Kong	Neth Ant.....	Netherlands Antilles
Malta.....	Malta	Nicaragua.....	Nicaragua
Australia.....	Australia	Norway.....	Norway
Fiji.....	Fiji	Israel.....	Israel
New Zeal.....	New Zealand	Panama.....	Panama
B Oceania.....	Other British Oceania	Paraguay.....	Paraguay
Afghan.....	Afghanistan	Peru.....	Peru
Albania.....	Albania	Phil.....	Philippine Islands
Arabia.....	Arabia	Poland.....	Poland
Argentina.....	Argentina	Portugal.....	Portugal
Austria.....	Austria	Azores.....	Azores and Madeira
Belgium.....	Belgium and Luxembourg	Port Afr.....	Portuguese Africa
Bel Congo.....	Belgian Congo	Port Asia.....	Portuguese Asia
Bolivia.....	Bolivia	Roumania.....	Roumania
Brazil.....	Brazil	Siam.....	Siam
Bulgaria.....	Bulgaria	Spain.....	Spain
Burma.....	Burma	Canary Is.....	Canary Islands
Chile.....	Chile	Span Afr.....	Spanish Africa
China.....	China	Sweden.....	Sweden
Colombia.....	Colombia	Switzrlnd.....	Switzerland
C Rica.....	Costa Rica	Syria.....	Syria
Cuba.....	Cuba	Jordan.....	Jordan
Czecho S.....	Czechoslovakia	Turkey.....	Turkey
Denmark.....	Denmark	U S S R.....	U.S.S.R. (Russia)
Greenland.....	Greenland	Alaska.....	Alaska
Dom Rep.....	Dominican Republic	Virgin Is.....	American Virgin Islands
Ecuador.....	Ecuador	Hawaii.....	Hawaii
Egypt.....	Egypt	P Rico.....	Puerto Rico
El Salvd.....	El Salvador	U S Ocea.....	United States Oceania
Estonia.....	Estonia	Uruguay.....	Uruguay
Ethiopia.....	Ethiopia	Venezuela.....	Venezuela
Finland.....	Finland	Yugo Slav.....	Yugoslavia
France.....	France	U States.....	United States

IMPORTS INTO CANADA FOR CONSUMPTION, BY COUNTRIES (EXCLUDING GOLD)

Countries	Month of February		Two Months ended February	
	1949	1950	1949	1950
Commonwealth Countries				
United Kingdom.....	22,917,867	25,371,393	48,322,991	51,509,002
Ireland.....	2,258	4,538	11,901	7,588
Aden.....	-	-	-	-
British East Africa.....	157,923	1,230,778	539,026	1,731,119
Southern Rhodesia.....	1,858	1,034	6,603	3,498
Northern Rhodesia.....	5,258	7,295	9,948	12,246
Union of South Africa.....	304,933	202,183	463,894	378,578
Other British South Africa.....	-	-	-	-
Gambia.....	-	-	-	-
Gold Coast.....	382,029	2,526	845,406	438,819
Nigeria.....	316,624	-	896,436	-
Sierra Leone.....	-	-	-	-
Other British West Africa.....	-	-	-	-
Anglo-Egyptian Sudan.....	5,854	2,125	5,854	3,222
India.....	763,901	4,016,125	4,108,282	7,274,512
Pakistan.....	25,151	120,223	61,332	162,436
Ceylon.....	628,918	1,223,761	1,682,717	2,531,507
Federation of Malaya.....	3,484,117	1,617,225	5,141,485	3,025,760
Other British East Indies.....	-	-	13,451	-
Bermuda.....	3,461	3,594	5,882	7,573
British Guiana.....	1,030,828	221,975	1,918,301	1,160,038
British Honduras.....	6,378	-	140,828	2,559
Barbados.....	9,540	106,444	93,647	186,684
Jamaica.....	695,460	296,439	1,008,140	567,105
Trinidad and Tobago.....	293,289	383,180	566,580	484,534
Bahamas.....	81,889	53,384	219,000	156,660
Leeward and Windward Islands.....	7,457	11,809	12,681	20,690
Falkland Islands.....	-	-	-	-
Gibraltar.....	-	-	-	-
Hong Kong.....	141,341	239,759	311,060	362,001
Malta.....	337	-	337	551
Newfoundland.....	189,696	-	604,142	-
Australia.....	2,563,759	1,025,258	3,279,087	2,480,077
Fiji.....	955,944	8	956,959	401,854
New Zealand.....	17,865	492,437	167,847	590,363
Other British Oceania.....	-	-	-	-
Total Commonwealth Countries...	34,993,935	36,633,493	71,393,817	73,498,976
Foreign Countries				
Afghanistan.....	-	-	-	-
Albania.....	-	-	-	-
Arabia.....	1,065,587	1,071,453	1,241,663	2,505,276
Argentina.....	429,136	524,721	744,363	907,305
Austria.....	7,716	49,541	32,974	85,500
Belgium and Luxembourg.....	1,514,821	1,099,857	2,731,091	2,205,762
Belgian Congo.....	68,825	46,274	115,120	46,274
Bolivia.....	14,556	655	18,056	655
Brazil.....	2,183,101	1,378,602	3,830,537	3,102,492
Bulgaria.....	500	-	500	-
Burma.....	-	-	4,420	-
Chile.....	19,617	22,489	53,782	25,359
China.....	298,144	377,816	492,286	675,890
Colombia.....	999,617	943,998	2,094,106	1,785,431
Costa Rica.....	47,499	95,110	106,858	268,014
Cuba.....	265,354	317,818	1,283,263	534,125
Czechoslovakia.....	657,075	421,686	1,154,136	781,054
Denmark.....	35,561	74,955	882,469	138,997
Greenland.....	-	-	-	-
Dominican Republic.....	1,142,010	6,816	1,670,366	35,109
Ecuador.....	42,764	68,165	81,360	99,845
Egypt.....	8,868	568	15,693	3,873
El Salvador.....	55,758	11,681	139,879	57,900
Estonia.....	-	300	-	1,300
Ethiopia.....	9,817	-	9,817	10,587
Finland.....	-	83,143	341	85,495
France.....	899,511	775,775	1,813,754	1,480,447
French Africa.....	2,940	20,702	4,071	25,730
French East Indies.....	-	-	-	-
French Guiana.....	-	-	-	-
French Oceania.....	-	420,142	1,077	425,483
French West Indies.....	14,549	-	14,549	90
Madagascar.....	-	-	-	-
St. Pierre and Miquelon.....	826	324	4,412	623

Countries	Month of February		Two Months ended February	
	1949	1950	1949	1950
Foreign Countries - Concluded				
Germany.....	127,407	488,545	511,201	791,927
Greece.....	16,163	10,320	25,892	26,259
Guatemala.....	129,452	252,756	430,749	505,611
Haiti (Republic of).....	20,838	109,440	60,082	200,693
Honduras.....	333,016	193,351	851,768	380,160
Hungary.....	16,913	5,189	20,542	6,232
Iceland.....	3,905	829	3,905	10,477
Iran.....	37,420	10,918	47,811	14,743
Iraq.....	4,616	10,201	313,839	17,190
Italy.....	800,189	627,798	1,457,324	1,190,146
Tripoli.....	-	-	-	-
Other Italian Africa.....	-	-	-	-
Japan.....	237,489	841,117	402,877	1,208,390
Korea.....	-	-	-	-
Latvia.....	-	500	75	500
Liberia.....	-	-	-	-
Lithuania.....	-	-	-	-
Mexico.....	1,039,253	1,956,234	2,340,944	3,666,926
Morocco.....	19,127	10,353	38,152	12,208
Netherlands.....	600,721	231,166	1,082,670	489,333
Indonesia.....	24,330	48,880	53,261	124,859
Surinam.....	22,613	-	60,478	-
Netherlands Antilles.....	200	453,727	4,019	868,479
Nicaragua.....	17,870	30,397	17,870	31,043
Norway.....	73,009	66,161	179,041	119,385
Israel.....	37,733	26,916	74,189	102,603
Panama.....	233,613	466,073	410,510	974,971
Paraguay.....	24,479	-	24,479	53,420
Peru.....	515,999	602,700	533,214	663,832
Philippine Islands.....	463,211	502,943	542,248	681,964
Poland.....	4,262	10,876	9,611	28,059
Portugal.....	76,364	89,941	171,711	210,301
Azores and Madeira.....	58,600	20,904	99,147	67,874
Portuguese Africa.....	-	15,680	-	15,680
Portuguese Asia.....	-	-	-	-
Roumania.....	2,000	200	2,000	200
Siam.....	17,236	21,079	18,885	71,449
Spain.....	93,592	233,056	349,967	449,778
Canary Islands.....	-	2,239	-	2,239
Spanish Africa.....	-	-	-	-
Sweden.....	333,815	210,399	572,675	419,655
Switzerland.....	590,574	972,813	1,461,866	1,939,503
Syria.....	2,999	6,309	3,824	10,028
Jordan.....	-	-	-	-
Turkey.....	182,435	37,728	483,315	186,671
U.S.S.R. (Russia).....	172	1,076	172	2,944
United States.....	148,816,326	143,328,185	313,617,754	297,801,248
Alaska.....	4,179	172,788	159,050	230,558
American Virgin Islands.....	-	1,084	1,200	4,001
Hawaii.....	19,607	32,558	60,317	58,482
Puerto Rico.....	20,408	14,717	147,359	28,781
United States Oceania.....	-	-	-	-
Uruguay.....	3,732	103,409	3,920	174,671
Venezuela.....	6,171,218	3,486,576	13,176,095	9,461,185
Yugoslavia.....	1,060	16,241	1,060	16,241
Total Foreign Countries.....	170,982,297	163,536,963	358,368,611	338,609,515
GRAND TOTAL.....	205,976,232	200,170,456	429,762,428	412,108,491

IMPORTS INTO CANADA FOR CONSUMPTION FROM ALL COUNTRIES, FROM THE UNITED KINGDOM
AND FROM THE UNITED STATES, BY MAIN GROUPS (EXCLUDING GOLD)

Main Groups	Month of February		Two Months ended February	
	1949	1950	1949	1950
	\$	\$	\$	\$
<u>ALL COUNTRIES</u>				
Agricultural and Vegetable Products (except Chemicals, Fibres and Wood)...	25,430,988	26,827,790	51,063,947	53,943,957
Animals and Animal Products (except Chemicals and Fibres).....	7,358,620	6,497,664	16,249,929	13,128,836
Fibres, Textiles and Textile Products....	30,219,324	26,038,661	65,365,037	55,416,746
Wood, Wood Products and Paper.....	6,493,045	7,421,004	12,566,964	14,567,014
Iron and Its Products.....	69,379,313	68,386,359	142,889,708	136,120,010
Non-Ferrous Metals and Their Products....	14,261,703	13,168,541	27,138,000	29,699,783
Non-Metallic Minerals and Their Products (except Chemicals).....	33,676,264	31,792,229	73,883,552	67,392,726
Chemicals and Allied Products.....	9,622,688	10,483,366	20,492,063	21,453,621
Miscellaneous Commodities.....	9,534,287	9,554,842	20,113,328	20,385,798
Total.....	205,976,232	200,170,456	429,762,428	412,108,491
<u>UNITED KINGDOM</u>				
Agricultural and Vegetable Products (except Chemicals, Fibres and Wood)...	1,156,182	1,675,359	2,508,110	4,505,880
Animals and Animal Products (except Chemicals and Fibres).....	400,672	584,549	835,234	1,228,598
Fibres, Textiles and Textile Products....	11,718,186	8,080,920	23,816,589	16,673,523
Wood, Wood Products and Paper.....	231,822	211,252	463,038	447,874
Iron and Its Products.....	4,284,098	9,186,143	9,434,762	14,973,806
Non-Ferrous Metals and Their Products....	1,630,923	2,245,555	3,561,021	6,526,829
Non-Metallic Minerals and Their Products (except Chemicals).....	1,755,743	1,538,017	3,582,058	3,280,858
Chemicals and Allied Products.....	437,005	822,629	952,265	1,611,736
Miscellaneous Commodities.....	1,303,236	1,026,969	3,169,914	2,259,898
Total.....	22,917,867	25,371,393	48,322,991	51,509,002
<u>UNITED STATES</u>				
Agricultural and Vegetable Products (except Chemicals, Fibres and Wood)...	9,584,226	11,355,484	20,170,094	22,251,155
Animals and Animal Products (except Chemicals and Fibres).....	5,670,276	4,743,104	12,422,138	9,993,892
Fibres, Textiles and Textile Products....	13,842,897	11,365,987	30,434,423	26,367,440
Wood, Wood Products and Paper.....	6,068,840	6,981,455	11,686,608	13,609,613
Iron and Its Products.....	64,132,800	58,569,176	131,266,654	120,147,336
Non-Ferrous Metals and Their Products....	9,492,950	9,511,479	19,619,586	20,756,331
Non-Metallic Minerals and Their Products (except Chemicals).....	23,958,891	24,202,425	54,178,426	49,649,092
Chemicals and Allied Products.....	8,774,242	9,081,985	18,761,081	18,887,616
Miscellaneous Commodities.....	7,291,204	7,517,090	15,078,744	16,138,773
Total.....	148,816,326	143,328,185	313,617,754	297,801,248

IMPORTS INTO CANADA FOR CONSUMPTION

Articles and Countries from which Imported	MONTH OF FEBRUARY 1950		TWO MONTHS ENDED FEBRUARY 1950		Class Number	
	Quantities	Values (\$)	Quantities	Values (\$)		
GROUP 1						
AGRICULTURAL PRODUCTS						
A MAINLY FOOD						
APPLES FRESH	400 U STATES	LB 154178	5699	181848	6933	1
		154178	5699	181848	6933	
APRICOTS QUINCES FRESH	312 CHILE	2520	270	2520	270	2
	400 U STATES	2800	316	2800	316	
		5320	586	5320	586	
BANANAS FRESH	309 BRAZIL	STEM 965	3425	965	3425	3
	314 COLOMBIA			490	1543	
	315 C R I C A	8061	66588	27292	216452	
	321 ECUADOR	749	5459	1324	8757	
	337 GUATEMALA	16737	104906	35439	218334	
	338 HAITI	3725	11272	4780	13412	
	339 HONDURAS	27257	167135	57043	353442	
	361 PANAMA	66391	466073	140350	974971	
	384 P R I C O			14	176	
	400 U STATES			152	777	
		123885	824858	267849	1791289	
CHERRIES FRESH	400 U STATES	LB		886	306	4
				886	306	
CRANBERRIES FRESH	400 U STATES	LB				5
		45423	4932	140136	17364	
		45423	4932	140136	17364	
GRAPE FRUIT FRESH	231 HONG KONG	LB				6
	352 MEXICO	3926	1470	6686	2276	
	400 U STATES	204872	9762	216098	10610	
		8480521	397316	16462981	750245	
		8689319	408548	16685765	763131	
GRAPES FRESH	306 BELGIUM	LB				7
	400 U STATES	2787806	190210	7271959	491521	
		2787806	190210	7272032	491552	
GUAVAS MANGOES PLANTAINS FRESH	400 U STATES				37	8
					37	
LEMONS FRESH	344 ITALY	BOX				9
	372 SPAIN	54629	216580	75319	296271	
	400 U STATES	4051	11191	4051	11191	
		13085	88081	15905	122869	
		71765	315852	95275	430331	
LIMES FRESH	400 U STATES	BOX				10
		115	379	634	1581	
		115	379	634	1581	
MUSKMELONS CANTAL OUPES FRESH	312 CHILE	LB				11
	400 U STATES	7195	698	9720	1076	
		1920	237	2720	277	
		9115	935	12440	1353	
MELONS FRESH N O P	400 U STATES	NO				12
		780	442	796	483	
		780	442	796	483	
ORANGES MANDARINES FRESH	224 JAMAICA	CU FT				13
	231 HONG KONG	80	139	80	139	
	352 MEXICO	122	1083	130	1117	
	372 SPAIN	123154	197440	142722	231647	
	400 U STATES	14122	27794	14122	27794	
		565140	1413434	1112521	2542685	
		702618	1639890	1269575	2803382	
PEACHES FRESH	312 CHILE	LB				14
	400 U STATES	500	90	500	90	
		466	55	732	111	
		966	145	1232	201	
PEARS FRESH	400 U STATES	LB				15
		320560	22675	406623	28709	
		320560	22675	406623	28709	
PINEAPPLES FRESH	316 CUBA	CRATE				16
	384 P R I C O	20194	43947	38912	89500	
	400 U STATES	105	265	436	1831	
		1271	3160	1427	3575	
		21570	47372	40775	94906	
PLUMS OR PRUNES FRESH	400 U STATES	LB				17
		1619	250	4004	781	
		1619	250	4004	781	
BERRIES FRESH N O P	400 U STATES	LB				18
		197	32	299	78	
		197	32	299	78	
STRAWBERRIES FRESH	400 U STATES	LB				19
		103102	28800	112882	32120	
		103102	28800	112882	32120	
FRESH FRUITS N O P	400 U STATES		5751		9106	20
			5751		9106	
APPLES DRIED	400 U STATES	LB		677765	24306	31
				677765	24306	
APRICOTS NECTARINES DRIED	400 U STATES	LB				32
				440	80	
				440	80	

IMPORTS INTO CANADA FOR CONSUMPTION

Articles and Countries from which Imported		MONTH OF FEBRUARY 1950		TWO MONTHS ENDED FEBRUARY 1950		Class Number
		Quantities	Values (\$)	Quantities	Values (\$)	
BANANAS DRIED	309 BRAZIL	LB 240	151	240	151	33
	400 U STATES	1285	1388	1285	1388	
		1525	1539	1525	1539	
CURRENTS DRIED	400 U STATES	LB 2777	349	28812	3558	34
		2777	349	28812	3558	
DATES DRIED UNPITTED IN BULK		LB				35
DATES DRIED N O P		LB				36
	231 HONG KONG	80	109	280	149	
	343 IRAQ	112328	10201	189328	17190	
	400 U STATES	59916	10037	341586	52314	
		172324	20347	511194	69653	
FIGS DRIED		LB				37
	336 GREECE			4650	591	
	366 PORTUGAL	50010	7830	50010	7830	
	379 TURKEY	33040	5925	277008	52185	
	400 U STATES	290770	37566	655270	91100	
		373820	51321	986938	151706	
PEACHES DRIED		LB				38
	400 U STATES	42	11	42	11	
		42	11	42	11	
PRUNES OR PLUMS DRIED UNPITTED		LB				39
	231 HONG KONG	1080	265	1371	512	
	400 U STATES	1004604	143203	1649889	237584	
		1005684	143468	1651260	238096	
PEARS DRIED		LB				40
RAISINS		LB				41
	400 U STATES	462787	49670	1209961	135413	
		462787	49670	1209961	135413	
FRUITS DRIED N O P		LB				42
	231 HONG KONG	60	14	60	14	
		60	14	60	14	
CERRIES SULPHURED OR IN BRINE		LB				51
	344 ITALY	251804	33055	431565	56727	
		251804	33055	431565	56727	
OLIVES SULPHURED OR IN BRINE		LB				52
	231 HONG KONG			100	23	
	328 FR AFRICA			2203	696	
	336 GREECE	29600	5541	81100	17074	
	344 ITALY			8250	1159	
	372 SPAIN	337533	105876	639368	200970	
	400 U STATES	87383	19396	335066	68540	
		454516	130813	1066087	288462	
LEMON ORANGE GRAPE FRUIT RINDS						53
	231 HONG KONG				367	
	344 ITALY		1281		1281	
	384 P RICO		4912		7398	
	400 U STATES		3878		5319	
			10071		14365	
PEACHES AND APRICOTS IN CANS		LB				54
	207 UN SO AFR	507600	63864	507600	63864	
	234 AUSTRALIA	20494	1598	20494	1598	
	400 U STATES	2625	215	209470	19330	
		530719	65677	737564	84792	
PEARS IN CANS		LB				55
	400 U STATES			11907	1478	
				11907	1478	
PINEAPPLE IN CANS		LB				56
	207 UN SO AFR	163000	25900	163000	25900	
	234 AUSTRALIA	390808	60956	970185	159926	
	313 CHINA	186820	31327	186820	31327	
	400 U STATES	23184	4235	36679	6305	
		763812	122418	1356684	223458	
FRUITS IN CANS N O P		LB				57
	231 HONG KONG	336	102	478	178	
	234 AUSTRALIA	71225	8588	71225	8588	
	347 JAPAN	186750	15826	233421	20948	
	400 U STATES	65510	8234	92327	11677	
		323821	32750	397451	41391	
FRUITS NUTS PICKLED PRESERVED		GAL				60
	100 U KINGDOM	347	828	347	828	
	231 HONG KONG	732	2552	1170	4214	
	347 JAPAN			31	69	
	354 NETHRLNDS			2893	4809	
	400 U STATES	3051	7260	3230	8206	
		4130	10640	7671	18126	
FRUIT PULP N O P		LB				61
JELLIES JAMS MARMALADES		LB				62
	100 U KINGDOM	23920	5033	121857	25210	
	224 JAMAICA	6408	832	6408	832	
	231 HONG KONG	218	62	218	62	
	400 U STATES	25650	3920	56721	7768	
		56196	9847	185204	33872	
GRAPE FRUIT OR ORANGE PULP		LB				63
	224 JAMAICA	131988	3504	131988	3504	
		131988	3504	131988	3504	
MIXED FRUITS IN CANS		LB				64
	234 AUSTRALIA	112860	14292	125985	16655	
	400 U STATES	1015433	123859	1620773	198583	
		1128243	138151	1746758	215238	
LEMON JUICE		GAL				68
	400 U STATES	13800	36967	16980	45136	
		13800	36967	16980	45136	

IMPORTS INTO CANADA FOR CONSUMPTION

Articles and Countries from which Imported	MONTH OF FEBRUARY 1950		TWO MONTHS ENDED FEBRUARY 1950		Class Number
	Quantities	Values (\$)	Quantities	Values (\$)	
ORANGE JUICE					
224 JAMAICA	GAL 492	438	41742	34188	69
400 U STATES	271965	243351	721729	601591	
	272457	243789	763471	635779	
PECTIN					
400 U STATES	LB 3050	5295	8000	12905	70
	3050	5295	8000	12905	
GRAPE JUICE OVER 1 GALLON					
	GAL				73
LIME JUICE NOT REFINED					
	GAL				74
FRUIT JUICES SPIRIT FORTIFIED					
400 U STATES	GAL 19	294	19	294	75
	19	294	19	294	
BLENDED FRUIT JUICES					
224 JAMAICA	GAL 15571	13007	42821	34257	76
225 TRINIDAD	38400	32110	56400	47061	
400 U STATES	120441	117194	276641	250577	
	174412	168311	375862	331895	
FRUIT JUICES N O P					
100 U KINGDOM	GAL 12	44	12	44	77
400 U STATES	1853	2190	5418	6361	
	1865	2234	5430	6405	
GRAPE FRUIT JUICE					
100 U KINGDOM	GAL		22068	11972	78
224 JAMAICA	1083	963	1083	963	
225 TRINIDAD	69300	58324	99300	83037	
400 U STATES	38672	41210	55944	59413	
	109062	100497	178395	155385	
PINEAPPLE JUICE					
234 AUSTRALIA	GAL 4500	3881	10613	10408	79
383 HAWAII	8853	9199	28199	28267	
400 U STATES	4560	4561	6057	6020	
	17913	17641	44869	44695	
FRUIT SYRUPS CONCENTRTO JUICES					
100 U KINGDOM	GAL		655	1360	80
224 JAMAICA	424	1572	424	1572	
400 U STATES	33237	131113	44393	174805	
	33661	132685	45472	177737	
COCOANUTS					
235 FIJI	NO		8400	465	81
236 NEW ZEAL			10500	615	
339 HONDURAS	2250	176	2250	176	
384 P RICO	500	29	8300	767	
400 U STATES	1950	167	5725	513	
	4700	372	35175	2536	
COCOANUT DESICCATED					
100 U KINGDOM	LB 13000	1739	13000	1739	83
217 CEYLON	416965	61946	661005	100973	
364 PHIL	158540	30801	386160	72544	
400 U STATES	395800	94311	579450	156157	
	984305	188797	1639615	331413	
COPRA NOT PREPARED					
234 AUSTRALIA	LB 61968	3417	61968	3417	84
331 FR OCEANA	4409200	420142	4409200	420142	
364 PHIL	3472000	309963	4592000	404463	
	7943168	733522	9063168	828022	
ALMONDS NOT SHELLED					
400 U STATES	LB		100	20	91
			100	20	
BRAZIL NUTS NOT SHELLED					
309 BRAZIL	LB		660	270	92
400 U STATES			200	49	
			860	319	
FILBERTS HAZEL NOT SHELLED					
	LB				93
PEANUTS GREEN SHELLED OR NOT					
215 INDIA	LB 4577094	425393	4577094	425393	94
313 CHINA	1275000	188341	2010000	292981	
352 MEXICO	2499948	345475	4243415	588832	
400 U STATES	681656	119632	1962991	364963	
	9033698	1078841	12793500	1672169	
PECANS NOT SHELLED					
400 U STATES	LB		50	48	95
			50	48	
WALNUTS NOT SHELLED					
400 U STATES	LB 9250	2684	14445	4237	96
	9250	2684	14445	4237	
OTHER NUTS NOT SHELLED					
231 HONG KONG	LB 1420	249	1470	311	97
342 IRAN			92	69	
344 ITALY			866	96	
400 U STATES	5690	1819	15606	4738	
	7110	2068	18034	5214	
ALMONDS SHELLED					
100 U KINGDOM	LB 224	103	25844	10756	101
344 ITALY	52202	19204	77776	29701	
366 PORTUGAL	16315	5239	90200	28448	
372 SPAIN	46408	19593	66812	28221	
400 U STATES	2085	1158	2892	1681	
	117234	45297	263524	98807	
PEANUTS N O P					
231 HONG KONG	LB 1160	416	1960	706	102
400 U STATES	7508	3060	35570	11085	
	8668	3476	37530	11791	

IMPORTS INTO CANADA FOR CONSUMPTION

Articles and Countries from which Imported	MONTH OF FEBRUARY 1950		TWO MONTHS ENDED FEBRUARY 1950		Class Number
	Quantities	Values (\$)	Quantities	Values (\$)	
WALNUTS SHELLED	LB				103
313 CHINA	202950	73446	508200	183285	
327 FRANCE	35551	17375	74133	37936	
344 ITALY			19510	9925	
379 TURKEY	49546	21033	90796	39620	
400 U STATES			587	256	
	288047	111854	693226	271022	
OTHER NUTS SHELLED	LB				104
231 HONG KONG	2410	926	2460	977	
344 ITALY	1104	1050	2095	1861	
372 SPAIN			13503	3366	
379 TURKEY	13414	4130	187577	49995	
400 U STATES	55764	23032	117233	49655	
	72692	29138	322868	105854	
BRAZIL NUTS SHELLED	LB				105
309 BRAZIL	19866	8214	118932	43924	
400 U STATES	170	195	830	705	
	20036	8409	119762	44629	
CASHEW NUTS SHELLED	LB				106
215 INDIA	50000	21093	293500	113717	
400 U STATES	16762	9308	34706	16736	
	66762	30401	328206	130453	
PECANS SHELLED	LB				107
352 MEXICO	17370	9874	17370	9874	
400 U STATES	47578	49104	92939	90745	
	64948	58978	110309	100619	
ASPARAGUS FRESH	LB				111
BEANS GREEN FRESH	LB				112
400 U STATES	470025	52365	918426	101208	
	470025	52365	918426	101208	
BEETS FRESH EXCEPT SUGAR BEETS	LB				114
400 U STATES	421252	17407	741828	31614	
	421252	17407	741828	31614	
CABBAGE FRESH	LB				115
400 U STATES	7100366	131758	12928103	237599	
	7100366	131758	12928103	237599	
CARROTS FRESH	LB				116
400 U STATES	5110798	149249	8441196	273593	
	5110798	149249	8441196	273593	
CAULIFLOWER FRESH	LB				117
400 U STATES	1370757	56235	3025508	114322	
	1370757	56235	3025508	114322	
CELERY FRESH	LB				118
400 U STATES	7674548	348294	13638688	616955	
	7674548	348294	13638688	616955	
CUCUMBERS FRESH	LB				119
316 CURA	11852	936	14877	1262	
400 U STATES	290730	27960	712025	55254	
	302582	28896	726902	56516	
LETTUCE FRESH	LB				120
352 MEXICO	221440	10929	234232	11654	
400 U STATES	8243438	364119	16117637	777459	
	8464878	375048	16351869	789113	
MUSHROOMS TRUFFLES FRESH	LB				121
231 HONG KONG	25	101	155	591	
347 JAPAN	1357	3112	1489	3455	
400 U STATES	52341	12179	147774	34646	
	53723	15392	149418	38692	
ONIONS FRESH	LB				122
354 NETHRLNDS			1824	49	
400 U STATES	3117172	156198	4366982	231307	
	3117172	156198	4368806	231356	
PEAS GREEN FRESH	LB				123
352 MEXICO	207360	13218	273440	18577	
400 U STATES	8816	629	20951	1810	
	216176	13847	294391	20387	
POTATOES SWEET FRESH	CWT				124
231 HONG KONG	68	1044	106	1721	
400 U STATES	10040	60403	21941	139449	
	10108	61447	22047	141170	
POTATOES FRESH EXCEPT SEED	CWT				125
400 U STATES	35809	97317	46615	121742	
	35809	97317	46615	121742	
SPINACH FRESH	LB				126
400 U STATES	729238	73364	1309940	126653	
	729238	73364	1309940	126653	
TOMATOES FRESH	LB				127
224 JAMAICA	651208	29977	943456	46213	
227 BAHAMAS	1180020	40896	3307967	133097	
228 LEEW WIND	14180	1158	14180	1158	
316 CURA	377178	21887	902872	60603	
352 MEXICO	4712938	230238	7458533	392990	
400 U STATES	464167	30524	1799028	122339	
	7399691	354680	144226036	756400	
VEGETABLES FRESH	LB				128
231 HONG KONG	38690	4506	59353	7235	
306 BELGIUM			2154	1109	
316 CURA	7491	314	7491	314	
344 ITALY	12567	840	35413	2608	
352 MEXICO	6280	929	8109	1117	
375 SWEDEN	26400	2821	26400	2821	
400 U STATES	1807067	143568	3538389	282427	
	1898495	152978	3677309	297631	
MUSTARD LIQUID					131
327 FRANCE		133		133	

IMPORTS INTO CANADA FOR CONSUMPTION

Articles and Countries from which Imported	MONTH OF FEBRUARY 1950		TWO MONTHS ENDED FEBRUARY 1950		Class Number
	Quantities	Values (\$)	Quantities	Values (\$)	
400 U STATES		161		161	
PASTE MASH VEGETABLE MEAT FISH	LB	294		294	132
231 HONG KONG		180		180	
344 ITALY		718	825	1004	
400 U STATES			360	76	
POTATOES DRIED		901	1461	1260	
400 U STATES	LB		198	63	133
VEGETABLES DRIED N O P			198	63	
100 U KINGDOM	LB	2240	2240	749	134
231 HONG KONG		5749	9570	4288	
322 EGYPT		2236	15676	3798	
347 JAPAN		100	450	226	
400 U STATES		51659	69219	14367	
VEGETABLES FROZEN		61984	97155	23428	
ASPARAGUS IN CANS	LB				135
BEANS IN CANS	LB				141
CORN IN CANS	LB				142
MUSHROOMS AND TRUFFLES IN CANS	LB				143
231 HONG KONG		60	171	468	144
327 FRANCE		3197	8197	2962	
347 JAPAN			170	258	
PEAS IN CANS		3257	8538	3688	
TOMATOES IN CANS	LB				145
400 U STATES		8750	8750	1217	146
VEGETABLES N O P IN CANS		8750	8750	1217	
100 U KINGDDM	LB	310	310	24	147
400 U STATES			870	327	
PIMENTOS IN CANS		310	1180	351	
PICKLES	LB				148
100 U KINGDOM	GAL	73	73	451	152
231 HONG KONG		1002	1667	4339	
327 FRANCE			110	226	
344 ITALY			912	1425	
347 JAPAN		799	799	887	
354 NETHRLNDS		726	2425	5563	
366 PORTUGAL		632	1732	3801	
400 U STATES		297	655	2043	
SAUCES N O P AND CATSUPS		3529	8373	18735	
100 U KINGDOM	GAL	35	86	307	153
224 JAMAICA		45	45	200	
231 HONG KONG		170	1122	1994	
400 U STATES		498	1074	5643	
SAUCES SOY		748	2327	8144	
231 HONG KONG	GAL	3640	4811	4015	155
347 JAPAN			911	1253	
400 U STATES		730	1001	881	
BARLEY BUCKWHEAT AND RYE		4370	6723	6149	
400 U STATES	BUSH	124	1741	2131	161
BEANS SOYA		124	1741	2131	
400 U STATES	LB	3000	5498450	236085	162
BEANS N O P		3000	5498450	236085	
203 B E AFR	LB		80614	6582	163
231 HONG KONG		500	500	86	
377 SYRIA		11023	11023	726	
400 U STATES		239889	340479	45040	
INDIAN CORN		251412	432616	52434	
400 U STATES	BUSH	33485	294716	503726	167
OATS		33485	294716	503726	
400 U STATES	BUSH	75	75	137	168
PEAS SPLIT		75	75	137	
312 CHILE	LB		2756	296	169
377 SYRIA			33069	2024	
400 U STATES		49003	90743	5033	
PEAS WHOLE		49003	126568	7353	
400 U STATES	LB	327610	412989	32005	170
RICE UNCLEARED UNHULLED PADDY		327610	412989	32005	
400 U STATES	CWT	122899	155747	780403	171
RICE CLEANED		122899	155747	780403	
400 U STATES	CWT	4	1007	11501	172
WHEAT		4	1007	11501	
BARLEY POT PEARL ROAST GROUND	BUSH				174
	LB				181

IMPORTS INTO CANADA FOR CONSUMPTION

Articles and Countries from which Imported	MONTH OF FEBRUARY 1950		TWO MONTHS ENDED FEBRUARY 1950		Class Number
	Quantities	Values (\$)	Quantities	Values (\$)	
BRAN AND MILL FEED 400 U STATES	CWT 2844	9712	8812	30877	182
	2844	9712	8812	30877	
BUCKWHEAT MEAL OR FLOUR	CWT				183
CORN MEAL 400 U STATES	BRL 768	6176	1711	12935	184
	768	6176	1711	12935	
HOMINY CRACKED OR DRIED CORN 400 U STATES	CWT 5759	22723	11042	45130	185
	5759	22723	11042	45130	
MALT FLOUR 400 U STATES	LB 7950	669	12950	1069	187
	7950	669	12950	1069	
OATMEAL AND ROLLED OATS 400 U STATES	LB 50	22	50	22	188
	50	22	50	22	
RICE STARCH FLOUR MEAL FEED 231 HONG KONG 400 U STATES	LB 1100	79	1300	130	189
	2020	335	6820	767	
	3120	414	8120	897	
RYE FLOUR	BRL				191
SAGO AND CASSAVA FLOUR EDIBLE 231 HONG KONG 309 BRAZIL 400 U STATES	LB 40920	2826	444	30	192
	20094	1468	45328	3260	
	61014	4294	65866	1468	
			4758		
SEMOLINA	BRL				193
WHEAT FLOUR 400 U STATES	BRL 1	17	1	17	194
	1	17	1	17	
BISCUITS AND BREAD DIETARY 100 U KINGDOM 400 U STATES				208	201
		424		1103	
		424		1311	
BISCUITS NOT SWEETENED N O P 100 U KINGDOM 318 DENMARK 347 JAPAN 359 NORWAY 375 SWEDEN 400 U STATES	LB 10683	4589	15418	6776	203
			2740	628	
		350	886	350	
		697	6000	697	
		3103	15600	3103	
		20982	131118	31436	
		29721	171762	42990	
BISCUITS SWEETENED N O P 100 U KINGDOM 318 DENMARK 354 NETHRLNDS 400 U STATES	LB 111637	37647	307457	103003	204
			1410	407	
		585	1682	636	
		6763	25660	9235	
		44995	336209	113281	
BREAD PASSOVER MATZO PRODUCTS					205
CEREAL FOODS 25 POUNDS OR LESS 231 HONG KONG 400 U STATES	LB 280	97	280	97	206
	82071	24275	96705	31513	
	82351	24372	96985	31610	
CEREAL FOODS PREPARED N O P 100 U KINGDOM 400 U STATES		625		625	207
		24014		37941	
		24639		38566	
MACARONI AND VERMICELLI 231 HONG KONG 400 U STATES	LB 464	169	464	169	208
	200	28	200	28	
	664	197	664	197	
MILK FOODS N O P 100 U KINGDOM 231 HONG KONG 400 U STATES				81	209
		67		67	
		3167		7206	
		3234		7354	
ARROWROOT 400 U STATES	LB 20500	3213	37971	5828	221
	20500	3213	37971	5828	
MALT WHOLE CRUSHED OR GROUND	LB				224
SAGO AND TAPIOCA 218 B MALAYA 309 BRAZIL 400 U STATES	LB 31733	2320	100393	6617	225
	46425	3881	49738	4329	
	72084	10406	72084	10406	
	150242	16607	222215	21352	
ALL OTHER BREADSTUFFS N O P 400 U STATES		33		868	226
		33		868	
COCOANUT OIL N O P EDIBLE 100 U KINGDOM 400 U STATES	CWT 960	16561	1211	20939	231
	436	7805	1045	18236	
	1396	24366	2256	39175	
COTTON SEED OIL N O P EDIBLE 400 U STATES	CWT 12047	189711	32314	497449	233
	12047	189711	32314	497449	
OLIVE OIL N O P EDIBLE 327 FRANCE 328 FR AFRICA 344 ITALY	CWT 13	274	41	1483	234
	112	5434	159	7099	
	294	7612	857	25703	

IMPORTS INTO CANADA FOR CONSUMPTION

Articles and Countries from which Imported	MONTH OF FEBRUARY 1950		TWO MONTHS ENDED FEBRUARY 1950		Class Number
	Quantities	Values (\$)	Quantities	Values (\$)	
372 SPAIN			16	362	
400 U STATES	12	441	469	10559	
PEANUT OIL N O P EDIBLE	431	13761	1542	45206	235
231 HONG KONG	15	327	35	929	
400 U STATES	243	6128	336	7982	
SOYA BEAN OIL N O P EDIBLE	258	6455	371	8911	236
400 U STATES	CWT 745	20094	1290	27800	
CONFECTIONERY CHOCOLATE	745	20094	1290	27800	241
100 U KINGDOM	LB 508744	153637	906572	300353	
306 BELGIUM			44	51	
318 DENMARK	1818	521	2330	739	
327 FRANCE	66	24	66	24	
354 NETHRLNDS	7415	3647	9989	4656	
360 ISRAEL	2286	4774	5861	7094	
375 SWEDEN	2844	747	2844	747	
400 U STATES	1987	917	3253	1762	
OTHER CONFECTIONS SWEETENED	525160	164267	930959	315426	242
100 U KINGDOM	LB 14072	2711	15980	3049	
354 NETHRLNDS			3240	715	
400 U STATES	23557	3626	64099	8954	
FRUITS PEELS CANDIED	37629	6337	83319	12718	243
100 U KINGDOM	LB 145	98	145	98	
400 U STATES	225	155	250	172	
GINGER PRESERVED	370	253	395	270	244
231 HONG KONG	LB 18053	3589	79297	16751	
347 JAPAN	250	77	250	77	
400 U STATES			33	33	
CHEWING GUM SWEETENED	18303	3666	79580	16861	245
400 U STATES	LB 500	132	1840	576	
SUGAR CANDY CONFECTIONERY N O P	500	132	1840	576	246
100 U KINGDOM	LB 338710	69014	735514	143703	
231 HONG KONG	1451	346	2741	830	
316 CURA	54000	6512	54000	6512	
318 DENMARK	23789	8227	29881	10459	
327 FRANCE	222	105	222	105	
354 NETHRLNDS	450	363	1377	663	
360 ISRAEL			6624	1888	
365 POLAND			17708	2982	
400 U STATES	7988	1992	19382	5815	
GLUCOSE AND SYRUP CORN SYRUP	426610	86559	867449	172957	251
400 U STATES	CWT 727	5083	1397	11303	
MOLASSES 20 TO 35 DEGREES	727	5083	1397	11303	252
316 CUBA			545	95	
383 HAWAII	34119	3359	34119	3359	
400 U STATES	114075	12015	226979	46793	
MOLASSES 35 TO 56 DEGREES	148194	15374	261643	50247	253
400 U STATES			4897	2524	
MOLASSES OVER 56 DEGREES			4897	2524	254
MOLASSES EMPIRE PRODUCTION	CWT				255
223 BARBADOS	GAL 180472	94948	297452	156660	
SYRUPS AND MOLASSES N O P	180472	94948	297452	156660	256
100 U KINGDOM	CWT 177	1218	352	2438	
400 U STATES	131	829	959	7184	
SUGAR RAW IMPORTED BY REFINERS	308	2047	1311	9622	262
203 B E AFR	CWT 203443	1128289	203443	1128289	
221 B GUIANA	33622	185526	170047	951297	
234 AUSTRALIA			73920	392267	
235 FIJI			73658	401361	
SUGAR REFINED AND SUGARS N O P	237065	1313815	521068	2873214	263
100 U KINGDOM	CWT		8	58	
224 JAMAICA	4438	25565	8452	48522	
SUGAR AND SYRUP MAPLE	4438	25565	8460	48580	265
INVERT SUGAR AND SUBSTITUTES	LB				266
400 U STATES	CWT 51	430	114	1332	
COCOA BEANS NOT ROASTED	51	430	114	1332	271
210 G COAST	CWT		22400	433077	
224 JAMAICA	5927	137263	10470	227781	
225 TRINIDAD	500	12408	500	12408	
309 BRAZIL	5739	152401	12215	320167	
321 ECUADOR	44	1755	88	3306	
400 U STATES	3977	115742	7393	213726	
COCOA BUTTER	16187	419569	53066	1210465	273
100 U KINGDOM	LB 44800	30402	226098	152500	
309 BRAZIL			334686	123562	
	44800	30402	560784	276062	

IMPORTS INTO CANADA FOR CONSUMPTION

Articles and Countries from which Imported	MONTH OF FEBRUARY 1950		TWO MONTHS ENDED FEBRUARY 1950		Class Number
	Quantities	Values (\$)	Quantities	Values (\$)	
COCOA PASTE NOT SWEETENED	LB				274
100 U KINGDOM	112056	14597	218008	28156	
309 BRAZIL			43982	11080	
	112056	14597	261990	39236	
COCOA PASTE SWEETENED	LB				275
100 U KINGDOM	41700	11376	59620	16350	
354 NETHRLNDS	200	65	200	65	
400 U STATES	4052	1482	4052	1482	
	45952	12923	63872	17897	
COCOA OR CHOCOLATE POWDER	LB				276
100 U KINGDOM	155541	34653	266741	57811	
327 FRANCE			33132	7156	
354 NETHRLNDS	18652	5969	46499	13194	
375 SWEDEN	73157	12658	73157	12658	
400 U STATES	200	93	8000	2334	
	247550	53373	427529	93153	
COCOA AND CHOCOLATE PREPS NDP	LB				277
100 U KINGDOM	28090	7620	193054	39286	
309 BRAZIL			10979	1233	
354 NETHRLNDS			130	320	
400 U STATES			28810	4183	
	28090	7620	232973	45022	
CHICORY	LB				282
354 NETHRLNDS			11200	1074	
400 U STATES	8842	2723	15474	4738	
	8842	2723	26674	5812	
COFFEE GREEN IMPORTED DIRECT	LB				283
100 U KINGDOM	375214	185054	1307341	719306	
203 B E AFR	72361	23004	791188	325110	
224 JAMAICA	10554	4690	10554	4690	
225 TRINIDAD	3000	569	104500	35569	
307 BEL CONGO	138030	46274	138030	46274	
309 BRAZIL	2266680	887199	4883844	1866124	
314 COLOMBIA	1913911	943698	3637646	1777059	
315 C RICA	51777	19664	51777	19664	
320 DOM REP	16423	6716	66074	33430	
321 ECUADOR	116874	48956	162455	69167	
323 EL SALV	30341	11681	118685	56625	
325 ETHIOPIA			17557	10587	
337 GUATEMALA	348090	147788	719487	286331	
338 HAITI	8699	3494	200398	80609	
352 MEXICO	211605	79953	401066	155158	
358 NICARAGUA	87246	29109	87246	29109	
383 HAWAII			20000	6656	
387 VENEZUELA	56458	27330	341254	167998	
	5707263	2465179	13059102	5689466	
COFFEE GREEN N O P	LB				284
COFFEE ROASTED NOT DIRECT	LB				285
100 U KINGDOM			147	74	
400 U STATES			119	71	
			266	145	
COFFEE AND SUBSTITUTES N O P	LB				286
400 U STATES	30000	10608	90000	31824	
	30000	10608	90000	31824	
COFFEE EXTRACT OF N O P	LB				287
100 U KINGDOM	10741	3620	13268	4554	
400 U STATES	1414	2606	13772	35197	
	12155	6226	27040	39751	
CLOVES UNGROUND	LB				291
100 U KINGDOM	191	25	5091	959	
203 B E AFR			32900	5763	
400 U STATES	375	72	375	72	
	566	97	38366	6794	
GINGER UNGROUND	LB				292
231 HONG KONG	5300	670	6400	839	
400 U STATES	1066	309	1364	393	
	6366	979	7764	1232	
MUSTARD GROUND	LB				293
100 U KINGDOM	30312	18244	43272	25962	
400 U STATES	8800	2527	8800	2527	
	39112	20771	52072	28489	
NUTMEGS AND MACE UNGROUND	LB				294
228 LEEW WIND	24400	7980	46400	15210	
400 U STATES			997	345	
	24400	7980	47397	15555	
NUTMEGS AND MACE GRUOND	LB				295
PEPPER UNGROUND	LB				296
100 U KINGDOM	417	112	417	112	
215 INDIA	159435	206137	264257	340452	
217 CEYLON			11200	14503	
218 B MALAYA			5600	12888	
321 ECUADOR			8740	2994	
400 U STATES			13835	20412	
	159852	206249	304049	391361	
SPICES N O P UNGROUND	LB				297
100 U KINGDOM	952	340	952	340	
224 JAMAICA	19040	3951	22540	4616	
231 HONG KONG	2268	351	2568	381	
313 CHINA			11200	765	
355 INDONESIA	4282	423	6606	834	
400 U STATES	86659	23409	103529	26628	
	113201	28474	147395	33564	
GINGER AND SPICES NOP GRUOND	LB				298
100 U KINGDOM	1222	550	1222	550	

IMPORTS INTO CANADA FOR CONSUMPTION

Articles and Countries from which Imported	MONTH OF FEBRUARY 1950		TWO MONTHS ENDED FEBRUARY 1950		Class Number
	Quantities	Values (\$)	Quantities	Values (\$)	
231 HONG KONG			30	22	
372 SPAIN	43450	15228	56320	20064	
400 U STATES	6735	3430	33637	10451	
	51407	19208	91209	31087	
TONQUIN BEANS CRUDE	LB				299
VANILLA BEANS CRUDE	LB				300
331 FR OCEANA			2845	5341	
352 MEXICO	521	3080	521	3080	
400 U STATES	3661	13180	7326	22896	
	4182	16260	10692	31317	
SEEDS AROMATIC CRUDE UNGROUND	LB				301
100 U KINGDOM			50	13	
215 INDIA	560	1170	560	1170	
354 NETHRLNDS			3190	410	
400 U STATES	3057	769	3061	807	
	3617	1939	6861	2400	
TEA CEYLON BLACK DIRECT	LB				321
100 U KINGDOM			3125	1815	
217 CEYLON	1362705	832685	2748945	1701038	
	1362705	832685	2752070	1702853	
TEA CEYLON BLACK N O P	LB				322
400 U STATES	755	517	1026	949	
	755	517	1026	949	
TEA CEYLON GREEN DIRECT	LB				323
TEA CEYLON GREEN N O P	LB				324
TEA CHINA BLACK DIRECT	LB				325
100 U KINGDOM	4500	1389	4619	1464	
231 HONG KONG	3745	2627	9100	5608	
313 CHINA	36074	10793	57589	16904	
	44319	14809	71308	23976	
TEA CHINA BLACK N O P	LB				326
400 U STATES	174	478	174	478	
	174	478	174	478	
TEA CHINA GREEN DIRECT	LB				327
231 HONG KONG	341	323	478	385	
	341	323	478	385	
TEA CHINA GREEN N O P	LB				328
TEA INDIA BLACK DIRECT	LB				329
100 U KINGDOM	6420	2541	22644	8907	
215 INDIA	3055231	1600304	6174787	3127053	
	3061651	1602845	6197431	3135960	
TEA INDIA BLACK N O P	LB				330
400 U STATES			360	268	
			360	268	
TEA INDIA GREEN DIRECT	LB				331
TEA INDIA GREEN N O P	LB				332
TEA JAPAN GREEN DIRECT	LB				333
347 JAPAN	46190	19245	83450	34643	
	46190	19245	83450	34643	
TEA JAPAN GREEN N O P	LB				334
400 U STATES	300	139	300	139	
	300	139	300	139	
TEA OTHER BLACK DIRECT	LB				335
100 U KINGDOM	18844	8949	64471	32313	
203 B E AFR	69071	30148	394046	180980	
216 PAKISTAN	49195	24422	141909	64568	
217 CEYLON	21111	12245	23564	13430	
218 B MALAYA	22160	9632	54660	23127	
355 INDONESIA	82541	43622	153416	79654	
	262922	129018	832066	394072	
TEA OTHER BLACK N O P	LB				336
400 U STATES	300	450	378	603	
	300	450	378	603	
TEA OTHER GREEN DIRECT	LB				337
TEA OTHER GREEN N O P	LB				338
EMPIRE TEA DUST FOR CAFFEINE	LB				339
VINEGAR	GAL				341
100 U KINGDOM	24	59	24	59	
231 HONG KONG	35	25	35	25	
327 FRANCE	79	81	79	81	
	138	165	138	165	
YEAST IN CAKES AND PACKAGES	LB				352
400 U STATES	161	120	347	298	
	161	120	347	298	
YEAST IN BULK	LB				353
400 U STATES	7870	1075	20462	2890	
	7870	1075	20462	2890	
HOPS	LB				362
100 U KINGDOM	1750	1365	6133	5115	
317 CZECHO S	4410	6676	16266	23950	
335 GERMANY	64173	86248	64173	86248	
400 U STATES	199336	156662	382482	318392	
	269669	250951	469054	433705	
LIQUORICE UNSWEETENED	LB				364
400 U STATES	79560	13493	146588	26285	
	79560	13493	146588	26285	

IMPORTS INTO CANADA FOR CONSUMPTION

Articles and Countries from which Imported	MONTH OF FEBRUARY 1950		TWO MONTHS ENDED FEBRUARY 1950		Class Number
	Quantities	Values (\$)	Quantities	Values (\$)	
MALT SYRUP AND EXTRACTS	LB				365
100 U KINGDOM	750	1235	19776	4528	
400 U STATES	102020	22771	186685	41667	
	102770	24006	206461	46195	
ESSENCES EXTRACTS N O P	GAL				367
100 U KINGDOM	113	1438	124	1492	
400 U STATES	48	1033	59	1394	
	161	2471	183	2886	
FOODSTUFFS TAR 18A 19 140A 206					369
400 U STATES		2195		3718	
		2195		3718	
VEGETABLE FOOD PRODUCTS N O P					390
100 U KINGDOM		6501		13433	
231 HONG KONG		3612		5171	
400 U STATES		30934		56830	
		41047		75434	

Articles and Countries from which Imported	MONTH OF FEBRUARY 1950		TWO MONTHS ENDED FEBRUARY 1950		Class Number
	Quantities	Values (\$)	Quantities	Values (\$)	
GROUP 1					
AGRICULTURAL PRODUCTS					
B OTHER THAN FOOD					
ALE BEER PORTER AND STOUT	GAL				
100 U KINGDOM	5557	10023	10876	19584	1501
	5557	10023	10876	19584	
BRANDY	P GAL				
207 UN SO AFR	5565	16817	12266	37859	1511
234 AUSTRALIA	1167	2991	5448	13383	
327 FRANCE	2386	28119	4923	62057	
366 PORTUGAL	1871	7861	2552	10337	
372 SPAIN			116	1183	
	10989	55788	25305	124819	
CORDIALS AND LIQUEURS N O P	P GAL				
100 U KINGDOM	1491	16235	2392	35176	1512
225 TRINIDAD			369	6585	
231 HONG KONG			48	1010	
234 AUSTRALIA	95	813	190	1626	
318 DENMARK	101	2047	393	6249	
327 FRANCE	861	9888	2994	34655	
344 ITALY			7	68	
354 NETHRLNDS	352	4230	1085	13897	
357 NETH ANT	34	921	34	921	
359 NORWAY	38	225	178	1114	
384 P RICO	44	323	132	971	
400 U STATES			71	1227	
	3016	34682	7893	103499	
GIN	P GAL				
100 U KINGDOM	2415	10860	7617	36863	1513
354 NETHRLNDS	69	501	336	1582	
	2484	11361	7953	38445	
RUM	P GAL				
100 U KINGDOM	17851	131541	29716	537502	1514
221 B GUIANA	22337	30495	61422	89895	
223 BARBADOS	2618	10658	8015	27364	
224 JAMAICA	23304	67833	40769	143625	
225 TRINIDAD	3165	16128	5947	30746	
227 BAHAMAS	128	1114	363	3429	
234 AUSTRALIA	197	405	763	1505	
316 CUBA	591	564	1198	5009	
318 DENMARK			39	239	
327 FRANCE			81	647	
382 VIRGIN IS	946	1024	3026	3775	
384 P RICO	1143	8834	2163	16944	
	72280	268596	153502	860680	
WHISKEY	P GAL				
100 U KINGDOM	46566	373934	112624	906509	1515
201 IRELAND	8	111	29	287	
400 U STATES	14437	184059	36047	276945	
	61011	558104	148700	1183741	
ABSINTHE ALCOHOLIC LIQUORS NOP	P GAL				
100 U KINGDOM	3	30	3	30	1516
327 FRANCE	7	53	21	170	
	10	83	24	200	
WINES NON SPARKLING	GAL				
100 U KINGDOM	479	4388	3180	38386	1530
207 UN SO AFR	8190	13888	17731	32579	
234 AUSTRALIA	11084	19109	29510	51949	
312 CHILE	859	755	1392	1173	
327 FRANCE	4108	12379	10376	33677	
328 FR AFRICA	1041	1640	2546	3805	
335 GERMANY	30	169	110	783	
336 GREECE			380	442	
344 ITALY	2120	7530	6452	23969	
360 ISRAEL	6	28	254	1328	
366 PORTUGAL	7818	15094	22313	48355	
372 SPAIN	3376	19639	8333	47482	
376 SWITZRLND	54	252	104	472	
400 U STATES	1420	1978	3956	5749	
	40585	96849	106637	290149	
WINES SPARKLING	GAL				
234 AUSTRALIA	74	456	74	456	1560
306 BELGIUM	40	475	82	927	
327 FRANCE	778	9419	2200	26601	
344 ITALY	88	480	88	480	
	980	10830	2444	28464	
GUMS AMBER AND ARABIC	LB				
214 A E SUDAN	33820	2125	44843	3222	1571
400 U STATES	7310	1925	25114	5344	
	41130	4050	69957	8566	
GUMS AUSTL COPAL DAMAR ETC	CWT				
100 U KINGDOM	1120	11893	2260	23786	1572
218 B MALAYA			348	2294	
236 NEW ZEAL	5972	36560	5972	36560	
400 U STATES	415	7033	1536	26324	
	7507	55486	10116	88964	
GUMS BARBERRY ELEMI GEDDA ETC	CWT				
100 U KINGDOM	20	482	20	482	1573
327 FRANCE	27	1247	27	1247	
376 SWITZRLND	13	449	13	449	
400 U STATES	237	13531	490	26591	
	297	15709	550	28769	

IMPORTS INTO CANADA FOR CONSUMPTION

Articles and Countries from which Imported	MONTH OF FEBRUARY 1950		TWO MONTHS ENDED FEBRUARY 1950		Class Number
	Quantities	Values (\$)	Quantities	Values (\$)	
BURGUNDY PITCH 400 U STATES	LB 521	70	7093	1110	1575
CHICLE OR SAPPATO GUM CRUDE 400 U STATES	LB 58761	24207	120674	59217	1576
DRAGONS BLOOD 100 U KINGDOM 400 U STATES	LB 112	61	112	61	1578
LAC CRUDE SEED STICK AND SHELL 100 U KINGDOM 215 INDIA 371 SIAM 400 U STATES	CWT 177 1001 440 791	8440 41522 20254 40711	199 2487 1346 1433	9691 99535 70624 76137	1579
RESIN OR ROSIN 100 U KINGDOM 400 U STATES	CWT 3	31	3	31	1580
ROSIN SIZING 400 U STATES	CWT 17534	108290	36796	237330	1581
WAX SEALING 100 U KINGDOM 400 U STATES	CWT 5125	39879	12170	95203	1582
GUMS AND BLENDS N O P 400 U STATES	LB 98708	43540	135757	60399	1583
TALL OIL AND TALL OIL PITCH 400 U STATES	CWT 2024	8726	5027	17822	1584
COTTON SEED CAKE AND MEAL	CWT				1591
LINSEED OIL CAKE AND MEAL	CWT				1592
PALM NUT CAKE AND MEAL	CWT				1593
SOYA BEAN OIL CAKE AND MEAL 400 U STATES	CWT 21081	71798	68637	248597	1594
SOYA BEAN FLOUR 400 U STATES	CWT 2059	27107	2942	36726	1595
CASTOR OIL NOT EDIBLE 100 U KINGDOM 215 INDIA 309 BRAZIL 362 PARAGUAY 400 U STATES	CWT 112	1791	154	2487	1601
CHINAWOOD OIL NOT EDIBLE 400 U STATES	CWT 965	25065	5205	147993	1602
COCONUT OIL NOT EDIBLE 100 U KINGDOM 217 CEYLON 400 U STATES	CWT 9947	149944	15991	246678	1603
COTTON SEED OIL 400 U STATES	CWT 91013	1099065	166413	1951049	1605
ESSENTIAL OIL N O P 100 U KINGDOM 215 INDIA 217 CEYLON 224 JAMAICA 228 LEEW WIND 309 BRAZIL 327 FRANCE 337 GUATEMALA 376 SWITZRLND 400 U STATES	LB 15177	11622	34483	22605	1606
EUCALYPTUS OIL 400 U STATES	LB 180	133	245	239	1607
FLAXSEED OR LINSEED OIL 400 U STATES	CWT 44	1351	71	2059	1608
FOOTS OF COTTON SEED OR OLIVES 400 U STATES	CWT 616	6399	674	7303	1609
OLIVE OIL FOR MANUFACTURING 327 FRANCE 328 FR AFRICA	CWT 507	11158	507	10841	1610
PALM AND PALM KERNEL OIL 100 U KINGDOM 400 U STATES	CWT 1120	17381	2238	34658	1611
PEANUT OIL 400 U STATES	CWT 1219	15671	8507	102195	1613

IMPORTS INTO CANADA FOR CONSUMPTION

Articles and Countries from which Imported	MONTH OF FEBRUARY 1950		TWO MONTHS ENDED FEBRUARY 1950		Class Number
	Quantities	Values (\$)	Quantities	Values (\$)	
PEPPERMINT OIL 400 U STATES	LB 1643	11763	6487	41363	1614
PERILLA OIL	CWT 1643	11763	6487	41363	1615
RESIN OIL 304 ARGENTINA	CWT 592	17347	592	17347	1617
400 U STATES	534	4329	760	5334	
SESAME SEED OIL	CWT 1126	21676	1352	22681	1618
231 HONG KONG	3	55	9	322	
400 U STATES	7	186	7	186	
SOYA BEAN OIL FOR MANUFACTURE	CWT 10	241	16	508	1619
400 U STATES	1665	24078	4104	55317	
VEGETABLE OIL N O P NOT EDIBLE	CWT 1665	24078	4104	55317	1620
400 U STATES	6465	101167	9836	154873	
RAPE SEED OIL	CWT 6465	101167	9836	154873	1621
CASHEW NUT SHELL OIL	CWT				1622
OITICICA OIL 309 BRAZIL	CWT 43	1152	43	1152	1623
400 U STATES	27	713	27	713	
SUNFLOWER SEED OIL	CWT 70	1865	70	1865	1624
VEGETABLE OILS FOR TEXTILES 100 U KINGDOM	CWT 695	18910	4	49	1625
400 U STATES	695	18910	1499	40050	
LEMON OIL AND ORANGE OIL	LB 695	18910	1503	40099	1626
100 U KINGDOM	22	150	529	1018	
309 BRAZIL	352	610	352	610	
344 ITALY	500	1218	5980	16490	
400 U STATES	9880	29217	14356	39493	
SPEARMINT OIL	10754	31195	21217	57611	1627
400 U STATES	LB 650	2738	5017	21953	
ROSE BUSHES NOP	650	2738	5017	21953	1646
354 NETHRLNDS	NO 30835	7483	67669	16707	
400 U STATES	49960	22631	79263	32518	
BUSHES ROOTS AND VINES N O P	80795	30114	146932	49225	1647
354 NETHRLNDS	NO 2135	278	4787	702	
400 U STATES	3000	124	56000	2359	
APPLE TREES N O P	5135	402	60787	3061	1651
400 U STATES	ND 1765	334	1765	334	
PEACH TREES AND JUNE BUDS NOP	1765	334	1765	334	1653
FRUIT TREES N O P	NO				1657
354 NETHRLNDS	NO 500	43	500	43	
400 U STATES	5974	3149	6934	3737	
AZALEAS RHODODENDRONS ETC	6474	3192	7434	3780	1662
100 U KINGDOM		394		1994	
220 BERUDA		859		859	
231 HONG KONG		88		88	
306 BELGIUM		848		23220	
335 GERMANY		995		995	
347 JAPAN				1809	
354 NETHRLNDS		4728		10186	
400 U STATES		8799		15173	
PALMS FERNS FICUS CANNAS ETC		16711		54324	1663
354 NETHRLNDS		852		2426	
400 U STATES		175		1167	
TULIP BULBS		1027		3593	1664
GLADIOLI BULBS					1665
354 NETHRLNDS		98		1214	
400 U STATES		75		114	
FLOWERS AND FOLIAGE CUT		173		1328	1666
400 U STATES		83		221	
TREES SEEDLING STOCK		83		221	1668
100 U KINGDOM		62		170	
327 FRANCE		430		430	
354 NETHRLNDS		1467		1467	
400 U STATES		402		799	
FLOREST OR NURSERY STOCK N O P		2361		2866	1669
100 U KINGDOM				781	
327 FRANCE		80		80	
354 NETHRLNDS		23849		33817	
400 U STATES		12534		24238	
		36463		58916	

IMPORTS INTO CANADA FOR CONSUMPTION

Articles and Countries from which Imported	MONTH OF FEBRUARY 1950		TWO MONTHS ENDED FEBRUARY 1950		Class Number
	Quantities	Values (\$)	Quantities	Values (\$)	
LATEX					
100 U KINGDOM	LB		28595	6898	1680
217 CEYLON			29436	7067	
218 B MALAYA	11103	2785	63415	15247	
355 INDONESIA			22015	5962	
400 U STATES	615114	157707	1073859	267792	
	626217	160492	1217320	302966	
BALATA CRUDE					
100 U KINGDOM	LB		300	533	1681
309 BRAZIL	4684	1790	4684	1790	
400 U STATES	265	812	765	2414	
	5249	3135	5749	4737	
GUTTA PERCHA UNMANUFACTURED					
RUBBER CRUDE CAOUTCHOUC					
100 U KINGDOM	LB		33751	9838	1683
217 CEYLON	31511	8887	2951236	547598	
218 B MALAYA	1019174	199235	15891070	2514126	
352 MEXICO	8423222	1370021	800	126	
400 U STATES	287405	72585	519644	125948	
	9761312	1650728	19396501	3197636	
COMB BLANKS OF HARD RUBBER					
400 U STATES		1310		2284	1684
		1310		2284	
RUBBER POWDERED WASTE OR JUNK					
400 U STATES	CWT		4450	20892	1687
	2024	10109	4450	20892	
	2024	10109		20892	
RUBBER RECOVERED					
100 U KINGDOM	CWT		406	2637	1688
400 U STATES	14370	114957	32670	271878	
	14776	117594	33076	274515	
RUBBER SUBBTITUTE OR SYNTHETIC					
400 U STATES	CWT		5761	185705	1689
	3289	101032	5761	185705	
	3289	101032		185705	
RUBBER THREAD NOT COVERED					
100 U KINGDOM	LB		15598	12577	1690
400 U STATES	3410	2834	8297	11523	
	3909	6168	23895	24100	
	7319	9002			
HARD RUBBER STRIP SHEET ROD					
100 U KINGDOM	LB		49187	15543	1691
335 GERMANY	49070	15484	299	119	
400 U STATES	265	756	265	756	
	49335	16240	49751	16418	
BATHING SHOES RUBBER					
400 U STATES	PAIR		12	10	1700
			12	10	
BELTING RUBBER					
100 U KINGDOM		3664		3948	1701
400 U STATES		12668		26839	
		16332		30787	
CANVAS SHOES RUBBER SOLES					
400 U STATES	PAIR		148	456	1702
	81	220	148	456	
	81	220		456	
BOOTS AND SHOES RUBBER N O P					
100 U KINGDOM	PAIR		25	43	1703
317 CZECHO S	4811	2181	9341	4477	
400 U STATES	186	358	845	2298	
	4997	2539	10211	6818	
CEMENT RUBBER					
100 U KINGDOM		562		581	1704
400 U STATES		71968		122185	
		72530		122766	
CLOTHING RUBBER N O P					
100 U KINGDOM		1158		3318	1705
400 U STATES		1714		2788	
		2872		6106	
GLOVES RUBBER					
100 U KINGDOM	DZ PR		290	1007	1706
400 U STATES	1402	6226	3026	13596	
	1402	6226	3316	14603	
GOLF BALLS					
100 U KINGDOM	DOZ		8164	22879	1707
400 U STATES	8136	22781	24	53	
	8160	22821	8191	22932	
HEELS RUBBER					
400 U STATES	PAIR		81344	5929	1708
	69798	4424	81344	5929	
HOSE RUBBER OR RUBBER LINED					
100 U KINGDOM		559		1377	1709
400 U STATES		62419		130396	
		62978		131773	
WATER BOTTLES RUBBER					
100 U KINGDOM		156		156	1710
400 U STATES		2497		5996	
		2653		6152	
MATERIALS FOR SEALING COMPOUND					
400 U STATES		3582		9123	1711
		3582		9123	
MATS AND MATTING RUBBER					
100 U KINGDOM		70		546	1712
400 U STATES		28791		70596	
		28861		71142	
PACKING RUBBER					
100 U KINGDOM		196		1534	1713
400 U STATES		17013		37210	
		17209		38744	

IMPORTS INTO CANADA FOR CONSUMPTION

Articles and Countries from which Imported	MONTH OF FEBRUARY 1950		TWO MONTHS ENDED FEBRUARY 1950		Class Number
	Quantities	Values (\$)	Quantities	Values (\$)	
RAINCOATS RUBBER					
100 U KINGDOM	NO 10	138	28	410	1714
400 U STATES			241	682	
	10	138	269	1092	
TIRE CASINGS FOR BICYCLES					
100 U KINGDOM	NO 4666	3109	10296	6820	1715
400 U STATES	297	666	2917	3089	
	4963	3775	13213	9909	
TIRE CASINGB N O P					
100 U KINGDOM	NO 65	1685	96	674	1716
327 FRANCE	798	28656	101	4172	
400 U STATES	863	30341	1479	57787	
			1676	62633	
TIRES INNER TUBES N O P					
400 U STATES	NO 400	1558	917	3683	1717
	400	1558	917	3683	
TIREB SOLID AUTOMOBILF					
400 U STATES	NO 43	1034	43	1034	1718
	43	1034	43	1034	
TIRES SOLID RUBBER N O P					
100 U KINGDOM		1648		3386	1719
400 U STATES		5397		10247	
		7045		13633	
MANUFACTURES OF RUBBER N O P					
100 U KINGDOM		23928		43142	1720
218 B MALAYA		9538		9538	
305 AUSTRIA				838	
317 CZECHO S		261		261	
335 GERMANY		729		1282	
344 ITALY		91		91	
347 JAPAN		689		689	
400 U STATES		447433		877246	
		482669		933087	
TIRES INNER TUBES BICYCLE					
100 U KINGDOM	NO 1475	436	6433	1955	1721
400 U STATES	24	18	24	18	
	1499	454	6457	1973	
GASKETS AND WASHERS RUBBER					
100 U KINGDOM		183		313	1722
400 U STATES		30220		62269	
		30403		62582	
DRUGGISTB BUNDRIEB RUBBER					
100 U KINGDOM		1003		2353	1723
400 U STATES		42842		87425	
		43845		89778	
TIRE REPAIR MATERIAL OF RUBBER					
100 U KINGDOM		36		36	1724
400 U STATES		3011		16750	
		3047		16786	
NURSING NIPPLES RUBBER					
100 U KINGDOM	GROSS		50	278	1725
400 U STATES	339	2392	3895	12769	
	339	2392	3945	13047	
FLOORING AND TILE OF RUBBER					
100 U KINGDOM	SQ YD 3751	7144	8471	17136	1726
400 U STATES	33659	90828	65343	170300	
	37410	97972	73814	187436	
V BELTS CHIEFLY OF RUBBER					
100 U KINGDOM		353		1112	1727
400 U STATES		40002		120279	
		40355		121391	
ANNATTO SEED					
	LB				1741
SUGAR BEET SEED					
365 POLAND	LB 992	174	992	174	1744
400 U STATES	154221	26266	254321	43964	
	155213	26440	255313	44138	
SEEDS FOR BLENOING					
100 U KINGDOM	LB		6720	1038	1746
215 INDIA			14420	2487	
353 MOROCCO	44628	2863	44628	2863	
400 U STATES	116735	3230	474220	14238	
	161363	6093	539988	20626	
COTTON SEED					
	CWT				1747
CLOVER SEED					
100 U KINGDOM	LB 521151	190637	1770839	643418	1750
236 NEW ZEAL	14645	10817	14645	10817	
317 CZECHO S			2205	1159	
318 DENMARK	16240	12589	16240	12589	
335 GERMANY	35195	12865	35195	12865	
400 U STATES	83419	41766	106419	76525	
	670650	268674	1948543	757373	
FLAX SEED					
400 U STATES	BUSH 3	27	3	27	1751
	3	27	3	27	
BENT GRASS SEED					
236 NEW ZEAL	LB 10360	7698	10360	7698	1753
400 U STATES	2200	1835	7460	6317	
	12560	9533	17820	14015	
GRASS SEED TIMOTHY					
326 FINLAND	LB 266532	81647	266532	81647	1754
375 SWEDEN	66138	18598	66138	18598	
400 U STATES	146434	41653	478803	126004	
	479104	141898	811473	226249	

IMPORTS INTO CANADA FOR CONSUMPTION

Articles and Countries from which Imported	MONTH OF FEBRUARY 1950		TWO MONTHS ENDED FEBRUARY 1950		Class Number
	Quantities	Values (\$)	Quantities	Values (\$)	
GRASS SEED N O P	LB				1755
100 U KINGDOM	300	48	300	48	
236 NEW ZEAL	30236	9163	30236	9163	
318 DENMARK	68000	21004	146589	48144	
400 U STATES	331863	98875	623606	233233	
	430399	129090	800731	290588	
MILLET AND RAPE SEED	LB				1756
100 U KINGDOM	5570	701	23371	2698	
400 U STATES	3523	248	119608	7560	
	9093	949	142979	10258	
MUSHROOM SPAWN					1757
400 U STATES		5796		10704	
		5796		10704	
PEAS AND BEANS SEED U KINGDDM	LB				1758
SEED POTATOES	CWT				1759
SEEDS 5 DOLLARS OR OVER PER LB					1762
100 U KINGDOM				120	
347 JAPAN		526		526	
354 NETHRLMDS		428		2084	
400 U STATES		4038		14619	
		4992		17349	
GARDEN FIELD ROOT SEEDS N O P					1766
100 U KINGDOM		403		3120	
231 HONG KONG		3861		4098	
312 CHILE				512	
318 DENMARK		1082		1754	
344 ITALY		126		126	
347 JAPAN		52		52	
354 NETHRLMDS		4768		12403	
358 NICARAGUA		1288		1934	
377 SYRIA		913		913	
400 U STATES		75714		196564	
		88207		221476	
TOBACCO TURKISH UNSTEMMED	LB				1776
100 U KINGDDM	100	215	100	215	
204 S RHOD	1935	1034	5474	2921	
206 N RHOD	13532	7295	22681	12246	
336 GREECE	3440	4075	6250	7422	
379 TURKEY	6998	6640	16417	15775	
400 U STATES	5176	4977	6852	6946	
	31181	24236	57774	45525	
TOBACCO TURKISH STEMMED	LB				1777
TOBACCO FLUE CURED UNSTEMMED	LB				1778
400 U STATES	1880	825	7193	4435	
	1880	825	7193	4435	
CIGAR LEAF UNSTEMMED	LB				1779
316 CUBA	5720	12541	13037	26052	
355 INDONESIA	75	241	2713	13577	
400 U STATES	79468	343861	110499	435679	
	85263	356643	126249	475308	
TOBACCO N O P UNSTEMMED	LB				1780
377 SYRIA	9823	4302	13372	5897	
400 U STATES	973	734	973	734	
	10796	5036	14345	6631	
TOBACCO FLUE CURED STEMMED	LB				1781
CIGAR LEAF STEMMED	LB				1782
316 CUBA	44982	68373	73338	112133	
400 U STATES	35	64	166	277	
	45017	68437	73504	112410	
TOBACCO N O P STEMMED	LB				1783
400 U STATES	351	390	702	780	
	351	390	702	780	
CIGARS	LB				1784
316 CUBA	193	2103	289	2936	
400 U STATES	5	48	62	433	
	198	2151	351	3369	
CIGARETTES	LB				1785
100 U KINGDOM			195	417	
400 U STATES	27946	44841	71973	115019	
	27946	44841	72168	115436	
SNUFF	LB				1786
100 U KINGDOM	178	646	428	1495	
	178	646	428	1495	
TOBACCO CUT	LB				1787
100 U KINGDOM	4205	6625	8995	17109	
231 HONG KONG	100	137	100	137	
354 NETHRLMDS	63	92	63	92	
400 U STATES	21847	29117	38695	51186	
	26215	35971	47853	68524	
TOBACCO MANUFACTURED N O P	LB				1788
100 U KINGDOM	25	35	125	197	
400 U STATES	1536	1147	6036	3605	
	1561	1182	6161	3802	
LOCUST BEANS LOCUST BEAN MEAL	LB				1811
400 U STATES	8144	1770	8370	1845	
	8144	1770	8370	1845	
BRISTLES N O P	LB				1812
BROOM CORN					1813
344 ITALY				5174	
400 U STATES		81700		109222	
		81700		114396	

IMPORTS INTO CANADA FOR CONSUMPTION

Articles and Countries from which Imported	MONTH OF FEBRUARY 1950		TWO MONTHS ENDED FEBRUARY 1950		Class Number
	Quantities	Values (\$)	Quantities	Values (\$)	
CATTLE FOOD WITH MOLASSES 400 U STATES		424		1220	1815
		424		1220	
DRUGS CRUDE BARKS FLOWERS					1816
100 U KINGDOM		54		54	
215 INDIA		2883		6132	
231 HONG KONG		1595		7138	
306 BELGIUM				305	
314 COLOMBIA				199	
323 EL SALVD				1070	
327 FRANCE		72		72	
339 HONDURAS		1124		1124	
400 U STATES		7699		25251	
		13427		41345	
GLUE VEGETABLE	LB				1817
400 U STATES		242	2155	573	
		242	2155	573	
HAY AND STRAW	TON				1818
400 U STATES		111	316	5857	
		111	316	5857	
IVORY NUTS					1819
321 ECUADOR		2596		2596	
		2596		2596	
MUCILAGE AND ADHESIVE PASTE	LB				1824
100 U KINGDOM		40	785	210	
400 U STATES		12237	26418	6200	
		12461	27203	6410	
PALM LEAF UNMANUFACTURED					1825
400 U STATES		4044		4044	
		4044		4044	
ROOTS MEDICINAL ALKANET JALAP					1827
100 U KINGDDM		139		139	
231 HONG KONG		430		430	
400 U STATES		638		744	
		1207		1313	
STARCH AND PREPARATIONS N O P	LB				1828
231 HONG KONG		500	517	127	
400 U STATES		148401	449226	28563	
		148901	449743	28690	
STARCH POTATO POTATO FLOUR	LB				1829
354 NETHRLNDS			10912	591	
400 U STATES		40000	110300	7477	
		40000	121212	8068	
STARCH FOR PASTE	LB				1830
TAR PINE CRUDE IN BULK	GAL				1832
100 U KINGDOM		2997	492	492	
400 U STATES		26598	9228	57258	
		29595	9720	60255	
TEASELS					1833
TURPENTINE RAW OR CRUDE	LB				1834
400 U STATES			97160	6366	
			97160	6366	
TURPENTINE SPIRITS OF	GAL				1835
352 MEXICO			6819	3526	
400 U STATES		134273	213728	114777	
		134273	220547	118303	
VEGETABLE PRODUCTS N O P					1836
100 U KINGDOM		510		1191	
231 HONG KONG		20		294	
344 ITALY				917	
347 JAPAN				110	
400 U STATES		11303		24733	
		11833		27245	
VEGETABLE COLOURING					1839
100 U KINGDOM				1614	
400 U STATES		12210		36639	
		12210		38253	
DEXTRINE STARCH MIXTURES N O P	LB				1840
100 U KINGDOM		22540	22540	2729	
354 NETHRLNDS		43740	65786	4008	
400 U STATES		133834	308441	24208	
		200114	396767	30945	
DEXTRINE STARCH NOT A PASTE	LB				1841
400 U STATES		10000	10100	1034	
		10000	10100	1034	
DISTILLERS SOLUBLES					1842
400 U STATES		7765		14800	
		7765		14800	
VEGETABLE FLOUR NOP NOT EDIBLE					1843
231 HONG KONG				140	
309 BRAZIL		8990		8990	
400 U STATES		12811		31375	
		21801		40505	
NON FOODS TAR 68A 206 662 809					1844
400 U STATES		365		660	
		365		660	
VEGETABLE FLAVOURINGS					1845
327 FRANCE		693		693	
344 ITALY		926		926	
400 U STATES		27872		39178	
		29491		40797	
SIZING PREPARATIONS N O P	LB				1846
400 U STATES		17034	104992	11787	
		17034	104992	11787	



IMPORTS INTO CANADA FOR CONSUMPTION

Articles and Countries from which Imported	MONTH OF FEBRUARY 1950		TWO MONTHS ENDED FEBRUARY 1950		Class Number
	Quantities	Values (\$)	Quantities	Values (\$)	
<u>GROUP 2</u>					
<u>ANIMALS AND ANIMAL PRODUCTS</u>					
CATTLE PURE BRED	NO				2012
100 U KINGDOM			4	909	
400 U STATES	9	26245	33	44551	
	9	26245	37	45460	
BABY CHICKS	NO				2013
400 U STATES	310	343	310	343	
	310	343	310	343	
DOGS PURE BRED	NO				2014
100 U KINGDOM	3	263	11	622	
400 U STATES	15	1644	34	3798	
	18	1907	45	4420	
FOWLS DOMESTIC PURE BRED	NO				2015
400 U STATES	89	712	111	841	
	89	712	111	841	
HORSES PURE BRED	NO				2018
400 U STATES			1	597	
			1	597	
RABBITS PURE BRED	NO				2019
400 U STATES	4	50	4	50	
	4	50	4	50	
SHEEP PURE BRED	NO				2020
100 U KINGDOM	6	600	6	600	
400 U STATES	1	55	7	775	
	7	655	13	1375	
ANIMALS FOR IMP OF STOCK N O P	NO				2021
400 U STATES	1	221	4	1105	
	1	221	4	1105	
HORSES N O P	NO				2035
201 IRELAND	2	3088	2	3088	
400 U STATES	25	19227	63	54177	
	27	22315	65	57265	
LIVESTOCK N O P	NO				2037
400 U STATES	1	61	18	1882	
	1	61	18	1882	
BEES					2041
FOXES	NO				2042
400 U STATES	1	50	1	50	
	1	50	1	50	
LEECHES					2043
400 U STATES		138		138	
		138		138	
PIGEONS HOMING AND PHEASANTS					2044
400 U STATES		420		558	
		420		558	
TURTLES					2045
400 U STATES		250		732	
		250		732	
ALL OTHER ANIMALS LIVING N O P					2046
100 U KINGDOM		318		343	
234 AUSTRALIA		114		163	
306 BELGIUM				196	
318 DENMARK				60	
354 NETHRLNOS		218		380	
400 U STATES		3077		6433	
		3727		7575	
MINK	NO				2047
400 U STATES	79	12116	530	32059	
	79	12116	530	32059	
BONES CRUDE	CWT				2051
400 U STATES	10	272	25	704	
	10	272	25	704	
BONE DUST CHARRED BONE	CWT				2052
100 U KINGDOM	6101	6367	8861	10766	
400 U STATES	691	8839	3641	32811	
	6792	15206	12502	43577	
BONE PITCH CRUDE ONLY	CWT				2053
400 U STATES	108	797	635	3744	
	108	797	635	3744	
CHARCOAL ANIMAL FOR SUGAR	CWT				2054
100 U KINGDOM	1698	13001	2830	21682	
	1698	13001	2830	21682	
IVORY AND MANUFACTURES					2063
400 U STATES				353	
				353	
BUTTON BLANKS OF SHELL ROUGH					2071
313 CHINA		1742		5535	
347 JAPAN		608		1610	
400 U STATES		4011		5138	
		6361		12283	
SHELLS UNMANUFACTURED FOSSILS					2073
234 AUSTRALIA		983		983	
400 U STATES		1298		6008	
		2281		6991	
SHELLS N O P CRUSHED OR GROUND	CWT				2074
400 U STATES			60	75	
			60	75	
OYSTER SHELLS CRUSHED OR NOT	CWT				2075
400 U STATES	48030	27418	106139	60028	
	48030	27418	106139	60028	
FEATHERS NATURAL					2081
100 U KINGDOM		561		613	
207 UN 80 AFR		109		1574	

IMPORTS INTO CANADA FOR CONSUMPTION

Articles and Countries from which Imported	MONTH OF FEBRUARY 1950		TWO MONTHS ENDED FEBRUARY 1950		Class Number
	Quantities	Values (\$)	Quantities	Values (\$)	
231 HONG KONG				7642	
304 ARGENTINA				201	
313 CHINA				2377	
317 CZECHOS				17	
327 FRANCE				1163	
400 U STATES		31000		46777	
BADMINTON SHUTTLECOCKS BIRDS		31670		60364	
100 U KINGDOM			15	486	2083
400 U STATES	9	199	9	199	
MANUFACTURES OF FEATHERS N O P	9	199	24	685	
100 U KINGDOM		712		1222	2084
317 CZECHOS				597	
327 FRANCE		2722		3390	
352 MEXICO				88	
400 U STATES		1586		4372	
FEATHERBONE COILS		5020		9669	
400 U STATES		1132		4006	2085
QUILLS NATURAL OR UNPLUMED		1132		4006	
100 U KINGDOM		2448		2448	2086
207 UN SO AFR		2742		2742	
400 U STATES		10142		11819	
COD HADDOCK POLLOCK FRESH		15332		17009	
341 ICELAND	LB		18162	454	2091
400 U STATES		18483	18483	1482	
HALIBUT FRESH		18483	36645	1936	
400 U STATES	LB				2092
FISH LIVERS		36750	48378	8204	
400 U STATES		36750	48378	8204	
HERRINGS FRESH	LB				2093
400 U STATES		12637	56978	14070	
LIVE FISH AND EGGS PROPAGATING		12637	56978	14070	
400 U STATES	LB				2094
LOBSTERS FRESH		1000	1000	88	
400 U STATES		1000	1000	88	
MACKEREL FRESH					2095
OYSTERS SEED AND BREEDING					2096
OYSTERS IN THE SHELL		1039		5050	
400 U STATES		1039		5050	
OYSTERS SHELLLED IN BULK	LB				2097
400 U STATES		17436	26822	17869	
SALMON FRESH		17436	26822	17869	
400 U STATES	LB				2098
SQUID FRESH					2099
231 HONG KONG					
347 JAPAN					
400 U STATES					
FISH ALL OTHER FRESH					
234 AUSTRALIA					
363 PERU					
400 U STATES					
COD HADDOCK POLLOCK DRIED					
400 U STATES					
COD HADDOCK POLLOCK SALTED					
341 ICELAND					
HALIBUT SALTED					
HEPRINGS SALTED					
100 U KINGDOM					
354 NETHRLNDS					
359 NORWAY					
375 SWEDEN					
400 U STATES					
MACKEREL PICKLED					
SALMON SALTED					
SALMON SMOKED					
FISH DRIED N O P					
231 HONG KONG					
347 JAPAN					
400 U STATES					
FISH ALL OTHER SALTED					
231 HONG KONG					

IMPORTS INTO CANADA FOR CONSUMPTION

Articles and Countries from which Imported	MONTH OF FEBRUARY 1950		TWO MONTHS ENDED FEBRUARY 1950		Class Number
	Quantities	Values (\$)	Quantities	Values (\$)	
400 U STATES	602	237	1720	448	
FISH OTHER SMOKED OR BONELESS	8928	4638	15829	7941	2122
100 U KINGDOM	60	13	60	13	
354 NETHRLNDS	250	75	250	75	
400 U STATES			163	141	
CRABS CLAMS SHRIMPS CANNED	310	88	473	229	2131
400 U STATES	12624	11958	33204	34288	
KIPPERED HERRINGS CANNED	12624	11958	33204	34288	2132
100 U KINGDOM	5800	770	6325	883	
359 NORWAY	2874	563	10000	2495	
LOBSTERS CANNED PREPARED N O P	8674	1333	16325	3378	2133
207 UN SO AFR	11550	10379	19800	17893	
400 U STATES	692	385	692	385	
OYSTERS SHELLLED IN CANS	12242	10764	20492	18278	2136
400 U STATES	QUART				
OYSTERS PREPARED PRESERVED NOP	1342	1697	3538	4917	2137
231 HONG KONG	1342	1697	3538	4917	
400 U STATES	695	785	1475	1827	
SALMON CANNED PREPARED N O P	380	211	380	211	2138
400 U STATES	1075	996	1855	2038	
PILCHARD CANNED	20	38	20	38	2139
400 U STATES	20	38	20	38	
ANCHOVIES SAROINES CANNED	367500	30667	549420	46474	2140
327 FRANCE	367500	30667	549420	46474	
353 MOROCCO	470	262	470	262	
359 NORWAY	6881	3120	12424	4975	
366 PORTUGAL	48371	31213	81513	53068	
375 SWEDEN	12627	8627	23117	15641	
TUNA FISH CANNED	675	173	1247	402	2143
347 JAPAN	69024	43395	118771	74348	
FISH PRESERVED IN OIL N O P	11963	4773	11963	4773	2144
231 HONG KONG	11963	4773	11963	4773	
344 ITALY		2070		3310	
400 U STATES		1879		239	
FISH PREPARED OR PRESERVED NOP		3949		2074	2145
100 U KINGDOM		213		5623	
231 HONG KONG		1365		1031	
327 FRANCE		470		3251	
344 ITALY		470		470	
347 JAPAN				656	
354 NETHRLNDS		174		634	
359 NORWAY		278		174	
400 U STATES		504		1372	
HERRINGS CANNED		3004		1840	2146
100 U KINGDOM	4860	567	8610	1657	
359 NORWAY			1632	750	
375 SWEDEN	452	282	452	282	
400 U STATES	715	229	715	229	
FISH OFFAL OR REFUSE	6027	1078	11409	2918	2151
400 U STATES	CWT				
SPONGES OF MARINE PRODUCTION	454	545	710	903	2152
100 U KINGDOM	454	545	710	903	
316 CUBA		460		553	
328 FR AFRICA		3050		3230	
336 GREECE		442		442	
400 U STATES		608		608	
FISHERY PRODUCTS N O P		2115		4077	2153
231 HONG KONG		6675		8910	
347 JAPAN		2013		3014	
400 U STATES		1589		1938	
FISH MEAL		39755		88331	2154
400 U STATES	CWT	43357		93283	
FUR SKINS CHINA AND JAP MINK	4	25	4	25	2155
347 JAPAN	4	25	4	25	
400 U STATES	NO				
FUR SKINS OPOSSUM UNDRRESSED	1000	1879	1000	1879	2156
234 AUSTRALIA	10840	19462	25188	43842	
400 U STATES	11840	21341	26188	45721	
FUR SKINS RACCOON UNDRRESSED	NO				2157
400 U STATES	NO				
FUR SKINS SHEEP LAMB UNDRRESSED	1000	1112	1000	1112	2158
207 UN SO AFR	632	195	7745	2032	
304 ARGENTINA	1632	1307	8745	3144	
309 BRAZIL	30661	31884	51949	56805	
	30661	31884	51949	56805	
	NO				
	190	472	5000	6057	
	510	800	8255	12179	
			510	800	

IMPORTS INTO CANADA FOR CONSUMPTION

Articles and Countries from which Imported	MONTH OF FEBRUARY 1950		TWO MONTHS ENDED FEBRUARY 1950		Class Number
	Quantities	Values (\$)	Quantities	Values (\$)	
386 URUGUAY	151	344	1551	3300	
400 U STATES	29264	88006	54417	162821	
	30115	89622	69733	185157	
FUR SKINS VISCACHA UNDRESSED	NO				2159
FUR SKINS WALLABY UNDRESSED	NO				2160
FUR SKINS MARINE UNDRESSED	NO				2161
FUR SKINS FOX UNDRESSED	NO				2162
400 U STATES	740	5140	1102	9949	
	740	5140	1102	9949	
FUR SKINS KOLINSKY UNDRESSED	NO				2163
400 U STATES	5210	25709	12495	58681	
	5210	25709	12495	58681	
FUR SKINS MINK UNDRESSED	NO				2164
100 U KINGDOM	343	4570	746	10534	
400 U STATES	10757	221946	33346	645194	
	11100	226516	34092	655728	
FUR SKINS MUSKRAT UNDRESSED	NO				2165
100 U KINGDOM	1139	2172	1139	2172	
400 U STATES	416908	721817	837417	1431960	
	418047	723989	838556	1434132	
FUR SKINS PERSIAN LAMB UNDRRESS	NO				2166
400 U STATES	118799	710214	230403	1324848	
	118799	710214	230403	1324848	
FUR SKINS RABBIT UNDRESSED	NO				2167
327 FRANCE	4200	1575	4200	1575	
400 U STATES	32649	12680	84339	23758	
	36849	14255	88539	25333	
FUR SKINS SQUIRREL UNDRRESSED	NO				2168
100 U KINGDDM	2969	1417	2969	1417	
375 SWEDEN	15000	8887	15000	8887	
400 U STATES	193200	132948	263663	199209	
	211169	143252	281632	209513	
FUR SKINS UNDRRESSED N O P	NO				2169
100 U KINGDDM			145	490	
313 CHINA			5200	2292	
376 SWITZRLND			2000	862	
381 ALASKA	8	354	8	354	
400 U STATES	58808	137934	170396	262807	
	58816	138288	177749	266805	
ASTRACHAN RUSSIAN HARE DRESSED					2171
RABBIT SKINS DRESSED N O P	DOZ				2172
317 CZECHO S	1000	6480	1000	6480	
400 U STATES	391	3334	501	4308	
	1391	9814	1501	10788	
FUR SKINS DRESSED N O P					2173
100 U KINGDOM		1019		2465	
327 FRANCE		321		321	
400 U STATES		9774		16535	
		11114		19321	
HATTERS FURS NOT ON THE SKIN	LB				2174
100 U KINGDOM	2715	6598	6330	15645	
306 BELGIUM	6175	17866	23523	55618	
327 FRANCE	16800	22799	21600	32901	
400 U STATES	13915	36522	39016	106820	
	39605	83785	90469	210984	
FUR SKINS SHEEP DRESSED					2175
400 U STATES		7481		11301	
		7481		11301	
MANUFACTURES OF FUR N O P					2181
100 U KINGDOM		38458		57626	
234 AUSTRALIA		472		2449	
317 CZECHO S				4719	
327 FRANCE				1504	
400 U STATES		30626		49271	
		69556		115569	
BRISTLES ANIMAL	LB				2191
100 U KINGDOM			278	981	
304 ARGENTINA	499	441	499	441	
400 U STATES	31897	139996	85908	329454	
	32396	140437	86685	330876	
HAIR UNMANUFACTURED	LB				2192
100 U KINGDOM	1	58	61	160	
304 ARGENTINA	9035	8897	9035	8897	
400 U STATES	84910	16758	261576	52051	
	93946	25713	270672	61108	
HORSE HAIR	LB				2193
304 ARGENTINA	5011	2471	5011	2471	
400 U STATES	10028	14835	15892	22892	
	15039	17306	20903	25363	
HAIR CURLED DYED N O P					2194
100 U KINGDOM				271	
400 U STATES		833		1165	
		833		1436	
MANUFACTURES OF HAIR NOP					2195
100 U KINGDOM		656		1151	
231 HONG KONG		2906		5530	
313 CHINA		1401		5636	
327 FRANCE				420	
400 U STATES		1770		6674	
		6733		19411	
CALF SKINS AND KIPS RAW	NO				2201
236 NEW ZEAL	39975	156560	39975	156560	
354 NETHRLNDS	1000	2112	1000	2112	

IMPORTS INTO CANADA FOR CONSUMPTION

Articles and Countries from which Imported	MONTH OF FEBRUARY 1950		TWO MONTHS ENDED FEBRUARY 1950		Class Number
	Quantities	Values (\$)	Quantities	Values (\$)	
400 U STATES	4216	29022	47018	279024	
CATTLE HIDES RAW	45191	187694	87993	437696	2202
215 INDIA	1650	5354	1650	5354	
236 NEW ZEAL			381	5314	
304 ARGENTINA	20500	230032	30500	321514	
309 BRAZIL			1011	7433	
318 DENMARK	200	3210	200	3210	
344 ITALY			1000	22024	
400 U STATES	52229	664809	90430	1189232	
SHEEP SKINS RAW	74579	903405	125172	1554081	2203
207 UN SO AFR			4300	6019	
234 AUSTRALIA	5271	5338	8271	7156	
236 NEW ZEAL	13366	11609	13366	11609	
304 ARGENTINA	12371	23877	15021	28736	
309 BRAZIL	6396	13080	6396	13080	
386 URUGUAY	6365	12404	22176	42565	
400 U STATES	79941	127518	204537	319251	
OTHER HIDES AND SKINS RAW N O P	123710	193826	274067	428416	2204
304 ARGENTINA			750	6439	
327 FRANCE			531	6630	
339 HONDURAS			400	502	
400 U STATES	10159	24316	20998	58170	
GOAT SKINS AND KID SKINS RAW	10159	24316	22679	71741	2205
100 U KINGDOM	720	1389	720	1389	
215 INDIA	10000	9474	10000	9474	
400 U STATES	19380	17600	27380	25888	
HIDE SECTIONS OR REL LIES	30100	28463	38100	36751	2206
304 ARGENTINA			360	495	
400 U STATES	17776	25070	51948	63376	
LEATHER DRESSED KID	17776	25070	52308	63871	2210
100 U KINGDOM		47870		112298	
327 FRANCE		1907		1907	
400 U STATES		95138		190731	
BELTING LEATHER IN BUTTS		144915		304936	2211
100 U KINGDOM		970		10188	
400 U STATES		14007		16913	
LEATHER TANNED N O P		14977		27101	2213
100 U KINGDOM		21578		45192	
215 INDIA		35636		44315	
400 U STATES		35754		54004	
LEATHER DRESSED N O P		92968		143511	2215
100 U KINGDOM		129897		266236	
234 AUSTRALIA		201		460	
318 DENMARK		256		256	
327 FRANCE		1457		1681	
354 NETHRLNDS				592	
400 U STATES		69977		158990	
CHAMOIS SKIN		201788		428215	2216
100 U KINGDOM		23193		40826	
234 AUSTRALIA		1381		4256	
400 U STATES		4056		4808	
PATENT AND UPHOLSTERY LEATHER		28630		49890	2217
400 U STATES				793	
SOLE LEATHER				793	2218
100 U KINGDOM	LB 6565	2188	51207	16241	
400 U STATES	88	52	88	52	
SCRAP LEATHER	6653	2240	51295	16293	2219
400 U STATES		6221		10716	
PIG MOROCCO ROLLER LEATHERS		6221		10716	2220
100 U KINGDOM		30764		63181	
400 U STATES		1385		2838	
LEATHER FROM EAST INDIA KIP		32149		66019	2221
100 U KINGDOM		53547		104128	
LEATHER FOR GLOVES OR CLOTHING		53547		104128	2224
100 U KINGDOM		20438		40182	
327 FRANCE				849	
354 NETHRLNDS		62		62	
400 U STATES		55947		104115	
LEATHER FOR UPHOLSTERY LEATHER		76447		145208	2225
100 U KINGDOM				21488	
400 U STATES		9785		22957	
CRUST OIL LEATHER FOR CHAMOIS		9785		44445	2226
BOOTS AND SHOES PEGGED LEATHER					2231
100 U KINGDOM	PAIR		264	530	
BOOTS AND SHOES MENS LEATHER			264	530	2232
100 U KINGDOM	PAIR 10516	54162	23664	117754	

IMPORTS INTO CANADA FOR CONSUMPTION

Articles and Countries from which Imported	MONTH OF FEBRUARY 1950		TWO MONTHS ENDED FEBRUARY 1950		Class Number
	Quantities	Values (\$)	Quantities	Values (\$)	
375 SWITZRLND	1	29	1	29	
381 ALASKA	23	128	23	128	
400 U STATES	2757	17759	5784	33708	
	13297	72078	29472	151619	
BOOTS AND SHOES WOMENS LEATHER	PAIR				2233
100 U KINGDOM	12976	51092	14460	59836	
207 UN SO AFR			37	255	
317 CZECHO S			30	54	
352 MEXICO	10692	9280	16776	14192	
376 SWITZRLND	683	6728	893	8681	
400 U STATES	33893	198028	58234	325722	
	58244	265128	90430	408740	
BOOTS SHOES CHILDRENS LEATHER	PAIR				2234
100 U KINGDOM	10122	10022	18653	18712	
400 U STATES	2670	7379	3182	9175	
	12792	17401	21835	27887	
GARMENTS LEATHER					2235
100 U KINGDOM		1794		4611	
400 U STATES		591		950	
		2385		5561	
GLOVES MITTS LEATHER N O P					2236
100 U KINGDOM		11604		27512	
327 FRANCE		1353		1603	
400 U STATES		2275		11142	
		15232		40257	
GLOVES OF KID WOMENS					2237
306 BELGIUM		7458		7458	
317 CZECHO S		188		188	
327 FRANCE		22473		29676	
335 GERMANY		4172		5405	
344 ITALY		11799		28431	
		46090		71158	
HARNESS AND SADDLERY					2238
100 U KINGDOM		3240		7914	
400 U STATES		6665		13511	
		9905		21425	
LEATHER BELTING					2239
100 U KINGDOM		737		7118	
400 U STATES		2652		5042	
		3389		12160	
MFRS OF LEATHER DR RAWHIDE NOP					2241
100 U KINGDOM		5903		19362	
327 FRANCE		10		29	
335 GERMANY		11		11	
344 ITALY		116		116	
376 SWITZRLND		16		16	
400 U STATES		26051		54577	
		32107		74111	
SOLES AND HEELS LEATHER					2243
100 U KINGDOM		1216		3147	
400 U STATES		438		438	
		1654		3585	
SHOE LIFTS AND WELTING LEATHER					2244
400 U STATES		5691		15934	
		5691		15934	
STRAPS LEATHER					2245
100 U KINGDOM		1524		11955	
400 U STATES		3218		6468	
		4742		18423	
BICYCLE SADDLES	NO				2246
100 U KINGDOM	4467	4184	7955	7142	
400 U STATES	9648	9983	17396	18452	
	14115	14167	25351	25594	
BEEF AND VEAL FRESH	LB				2251
100 U KINGDOM			657	164	
400 U STATES	5000	4097	10681	8798	
	5000	4097	11338	8962	
MUTTON AND LAMB FRESH	LB				2252
100 U KINGDOM			585	121	
400 U STATES			2212	568	
			2797	689	
PORK FRESH	LB				2253
400 U STATES	160098	15902	260210	28278	
	160098	15902	260210	28278	
POULTRY GAME PART	TRIDGE SQUABS				2254
100 U KINGDOM				428	
234 AUSTRALIA		9549		9549	
400 U STATES		6784		16226	
		16333		26203	
RABBITS FROZEN FOR FOX FEED					2256
MEATS FRESH N O P	LB				2257
400 U STATES	25	43	425	93	
	25	43	425	93	
EDIBLE OFFAL FRESH	LB				2258
400 U STATES	45112	8897	60106	11770	
	45112	8897	60106	11770	
BACON HAMS OTHER PORK PREPARED	LB				2261
400 U STATES			62	49	
			62	49	
BEEF CANNED	LB				2262
100 U KINGDOM	54	38	54	38	
304 ARGENTINA	70200	23477	422121	154511	
386 URUGUAY	13530	5279	16065	5931	
400 U STATES			40	26	
	83784	28794	438280	160506	

IMPORTS INTO CANADA FOR CONSUMPTION

Articles and Countries from which Imported	MONTH OF FEBRUARY 1950		TWO MONTHS ENDED FEBRUARY 1950		Class Number
	Quantities	Values (\$)	Quantities	Values (\$)	
CANNED MEATS POULTRY GAME NOP 100 U KINGDOM 234 AUSTRALIA 318 DENMARK 327 FRANCE 400 U STATES	LB 430 1440 2973 170 8358 13371	308 328 1834 183 4252 6905	3482 1680 2973 170 9014 17319	1557 378 1834 183 4547 8499	2264
EXTRACTS OF MEAT FLUID BEEF 304 ARGENTINA 400 U STATES		5332		5794 2421 8215	2265
MEATS PREPARED NOT CANNED 400 U STATES	LB 275800 275800	60351 60351	1582857 1582857	375447 375447	2266
PORK BARRELLED IN BRINE 400 U STATES	LB 192200 192200	24132 24132	451600 451600	60038 60038	2267
PORK DRY SALTED	LB				2268
SAUSAGE 400 U STATES	LB 4794 4794	3069 3069	9156 9156	5994 5994	2269
SOUPS SOUP PREPARATIONS N O P 400 U STATES				264 264	2270
MILK AND CREAM FRESH 318 DENMARK 400 U STATES	GAL 36 163 199	147 159 306	36 2469 2505	147 7755 7902	2281
BUTTER 100 U KINGDOM 400 U STATES	LB		540 28 568	270 22 292	2282
CASEIN 400 U STATES	LB 3791 3791	2077 2077	3841 3841	2107 2107	2283
CHEESE 100 U KINGDOM 304 ARGENTINA 318 DENMARK 327 FRANCE 344 ITALY 354 NETHRLNDS 359 NORWAY 376 SWITZRLND 400 U STATES	LB 39016 34317 3669 5326 102122 10109 194559	16847 14853 2054 2093 81046 5920 122813	150 39016 45450 4146 52945 14310 4725 210325 45950 417017	90 16847 19639 3144 33224 6432 1778 168131 26153 275438	2284
MILK CONDENSED 100 U KINGDOM	LB		756 756	75 75	2285
MILK WHOLE POWDERED 400 U STATES	LB 324 324	342 342	339 339	364 364	2286
DRIED WHEY SKIMMILK BUTTERMILK 400 U STATES	LB 13080 13080	1425 1425	76160 76160	6237 6237	2287
OLEIC ACID OR RED OIL 400 U STATES	LB 54881 54881	9254 9254	110083 110083	18868 18868	2288
STEARIC ACID 100 U KINGDOM 234 AUSTRALIA 400 U STATES	LB 4480 10025 14505	692 1647 2339	170000 4480 22645 197125	27473 692 3950 32115	2289
LARD OIL 400 U STATES	GAL 2378 2378	4621 4621	3718 3718	7175 7175	2291
NEATS FOOT OIL 400 U STATES	GAL 48 48	132 132	647 647	1431 1431	2292
ANIMAL OIL N O P 306 BELGIUM 400 U STATES	GAL 376 376	1140 1140	4323 376 4699	3249 1140 4389	2293
COD LIVER OIL 100 U KINGDOM 341 ICELAND	GAL		450 4500 4950	699 8859 9558	2294
FISH OIL N O P 359 NORWAY 400 U STATES	GAL 6576 6576	6096 6096	1672 19164 20836	2292 17787 20079	2295
SEAL OIL	GAL				2296
WHALE AND SPERMACE TI OIL 400 U STATES	GAL 59 59	244 244	29769 29769	26706 26706	2297
HALIBUT LIVER OIL					2298
FISH OIL CONCENTRATED 400 U STATES		77368 77368		77368 77368	2299
FISH OIL FOR FORTIFYING 100 U KINGDOM 400 U STATES		1350 551 1901		1350 551 1901	2300
BEE SWAX 100 U KINGDOM	LB		2240	1436	2302

IMPORTS INTO CANADA FOR CONSUMPTION

Articles and Countries from which Imported	MONTH OF FEBRUARY 1950		TWO MONTHS ENDED FEBRUARY 1950		Class Number
	Quantities	Values (\$)	Quantities	Values (\$)	
309 BRAZIL			8733	4970	
316 CUBA			4340	2144	
327 FRANCE	448	252	448	252	
400 U STATES	3611	2372	12698	7556	
	4059	2624	28459	16358	
CANOLES N O P					2303
400 U STATES	LB		7389	2644	
	3576	1571	7389	2644	
GREASE ROUGH					2304
100 U KINGDOM	CWT	25	76	593	
400 U STATES		14220	90025	46394	299049
		14245	90201	46470	299642
LARD AND COMPOUNDS STEARINE					2307
400 U STATES	LB		590897	61224	
		341303	36871	590897	61224
TALLOW					2308
400 U STATES	LB		196638	10521	
		412	48	196638	10521
GELATINE INEDIBLE PHOTOGRAPHIC					2320
400 U STATES	LB		19221	27920	
		5755	7748	19221	27920
ANIMAL GLANDS FOR MEDICINE					2321
400 U STATES			8091	15138	
			8091	15138	
BLOOD ALBUMEN AND BLD00 DRIED					2324
400 U STATES			1600	2654	
			1600	2654	
EGGS IN THE SHELL					2325
231 HONG KONG	DOZ	2950	2070	4466	3421
400 U STATES		4696	16644	6002	24661
		7646	18714	10468	28082
EGGS YOLK OR ALBUMEN FROZEN					2326
400 U STATES	LB		1711	910	
		1520	764	1711	910
EGGS YOLK OR ALBUMEN DRIED					2327
400 U STATES	LB		17222	32031	
		9422	14381	17222	32031
GELATINE CAPSULES EMPTY					2328
400 U STATES			10825	45729	
			10825	45729	
GELATINE EDIBLE					2329
100 U KINGDOM	LB	10000	1677	14694	4536
234 AUSTRALIA		48000	31853	65920	42809
306 BELGIUM		19102	9733	24620	12537
327 FRANCE		6720	3534	22327	12289
400 U STATES		168404	105543	232232	150378
		252226	152340	359793	222549
GELATINE N O P					2331
100 U KINGDOM	LB		20000	3852	
400 U STATES		6638	3926	8491	4757
		6638	3926	28491	8609
GLUE ANIMAL POWDER RED OR SHEET					2332
100 U KINGDOM	LB	167048	20134	284998	36487
400 U STATES		2190	590	21375	7183
		169238	20724	306373	43670
GLUE N O P					2333
100 U KINGDOM	LB		10228	1255	
231 HONG KONG		34	90	34	90
400 U STATES		4837	2307	22294	7707
		4871	2397	32556	9052
CATGUT WORMGUT UNMANUFACTURED					2335
GUT AND MANUFACTURED					2336
100 U KINGDOM			348	776	
215 INDIA				396	
234 AUSTRALIA			521	1045	
400 U STATES			1282	1584	
			2151	3801	
HONEY					2337
400 U STATES	LB		2064	455	
		738	138	2064	455
MANURES ANIMAL					2338
400 U STATES	CWT		4338	9021	
		2800	5478	4338	9021
MUSK IN PODS OR GRAINS					2339
	OZ				
RENNET RAW AND PREPARED					2340
400 U STATES	LB		8114	12606	
		4810	10678	8114	12606
SAUSAGE CASINGS UNCLENED					2341
236 NEW ZEAL			2492	2492	
400 U STATES			787	787	
			3279	3279	
SAUSAGE CASINGS CLEANED					2342
234 AUSTRALIA			83864	87893	
236 NEW ZEAL			108788	108788	
400 U STATES			1934	2829	
			194586	199510	
TANKAGE					2343
	CWT				
ANIMAL PRODUCTS N O P					2344
100 U KINGDOM			110	663	
231 HONG KONG			437	744	
400 U STATES			13275	16624	
			13222	18031	
HORSE MEAT AND OFFAL FOR FOXES					2345
400 U STATES	CWT		921	2624	
		501	1603	921	2624
		501	1603	921	2624

IMPORTS INTO CANADA FOR CONSUMPTION

Articles and Countries from which Imported	MONTH OF FEBRUARY 1950		TWO MONTHS ENDED FEBRUARY 1950		Class Number
	Quantities	Values (\$)	Quantities	Values (\$)	
DOG FOOD AND PET STOCK FOOD 400 U STATES		2624		2853	2347
		2624		2853	
TARIFF 206 254 635 679 686 699 400 U STATES		13		13	2348
		13		13	



Articles and Countries from which Imported	MONTH OF FEBRUARY 1950		TWO MONTHS ENDED FEBRUARY 1950		Class Number
	Quantities	Values (\$)	Quantities	Values (\$)	
GROUP 3					
FIBRES TEXTILES AND PRODUCTS					
RAW COTTON	LB				3001
215 INDIA	81269	18686	209531	54118	
352 MEXICO	2393886	793230	5182896	1694908	
363 PERU	58990	30103	60730	30981	
400 U STATES	12736288	4249240	32226096	10657954	
	15270433	5091259	37679253	12437961	
COTTON LINTERS N O P	LB				3002
304 ARGENTINA			40790	5454	
309 BRAZIL			20395	2592	
352 MEXICO	141040	14038	404410	37313	
400 U STATES	1731985	160515	3026564	301603	
	1873025	174553	3492159	346962	
COTTON LINTERS PULP FOR PAPER	LB				3003
BATTS BATTING WADDING COTTON	LB				3004
100 U KINGDOM	714	322	714	322	
400 U STATES	55268	27687	109910	54359	
	55982	28009	110624	54681	
CARDED SLIVER COTTON FIBRES	LB				3005
COTTON PULP FOR ART SILK YARN	LB				3006
COTTON THREAD N O P	LB				3010
100 U KINGDOM	1658	2731	4782	9096	
400 U STATES	44360	75618	79874	139598	
	46018	78349	84656	148694	
COTTON YARNS SINGLES N O P	LB				3011
100 U KINGDOM	1868	1788	6411	6926	
400 U STATES	17728	15238	35590	32849	
	19596	17026	42001	39775	
YARNS SINGLES FOR KNIT GOODS	LB				3012
100 U KINGDOM	29057	25235	52385	48002	
400 U STATES	42292	39355	83736	78068	
	71349	64590	136121	126070	
COTTON YARNS N O P	LB				3013
100 U KINGDOM	2599	2872	11157	12218	
400 U STATES	86592	104105	169747	208233	
	89191	106977	180904	221151	
CROCHET KNITTING COTTON N O P	LB				3014
100 U KINGDOM			462	2830	
327 FRANCE	254	1199	602	2841	
400 U STATES	12642	22962	27833	53931	
	12896	24161	28897	59602	
CORDS AND TWINE COTTON N O P	LB				3015
100 U KINGDOM	32973	14645	54915	24562	
231 HONG KONG			100	40	
400 U STATES	10315	13833	34455	43246	
	43288	28478	89470	67848	
SEWING COTTON THREAD ON SPOOLS	LB				3016
400 U STATES	1777	3389	3639	6999	
	1777	3389	3639	6999	
COTTON YARNS TINSSEL THREAD	LB				3017
400 U STATES	2356	5125	11025	18322	
	2356	5125	11025	18322	
MERCERIZED YARNS 40 AND FINER	LB				3018
100 U KINGDOM	8863	15884	11510	20167	
400 U STATES	90	294	90	294	
	8953	16178	11600	20461	
COTTON YARNS HANKS FOR THREAD	LB				3019
100 U KINGDOM	26084	37888	62402	93314	
400 U STATES	11139	17659	41580	62987	
	37223	55547	103982	156301	
COTTON YARN 2 PLY 80 AND FINER	LB				3020
100 U KINGDOM	4468	11164	8047	18670	
	4468	11164	8047	18670	
COTTON YARN SINGLES FOR THREAD	LB				3021
100 U KINGDOM	63157	69326	119365	132901	
	63157	69326	119365	132901	
COTTON YARN TO RE MERCERIZED	LB				3022
100 U KINGDOM	55470	88745	122753	192375	
400 U STATES	2531	3048	7526	8347	
	58001	91793	130279	200722	
COTTON YARNS SINGLES 20 TO 40	LB				3023
100 U KINGDOM	12955	12776	31751	30074	
	12955	12776	31751	30074	
COTTON FABRICS OVER 80 CTS LB	LB				3026
100 U KINGDOM	158324	254326	321923	514059	
306 BELGIUM	203734	199590	482216	454670	
317 CZECHO S	24573	45372	67442	112307	
327 FRANCE	1047	2904	3368	8030	
335 GERMANY	3890	5296	12558	17196	
344 ITALY	2121	3806	3374	7957	
347 JAPAN	4175	6029	4175	6029	
352 MEXICO			1988	2101	
354 NETHRLNDS	5959	11420	11683	25502	
376 SWITZRLNDS	237	1971	1707	12021	
400 U STATES	710768	1307870	1747059	3163901	
	1114828	1838584	2657493	4323773	
COTTON FABRICS 50 TO 80 CTS LB	LB				3027
100 U KINGDOM	1978	1440	6934	4958	
306 BELGIUM	27495	20397	36378	27015	

IMPORTS INTO CANADA FOR CONSUMPTION

Articles and Countries from which Imported	MONTH OF FEBRUARY 1950		TWO MONTHS ENDED FEBRUARY 1950		Class Number
	Quantities	Values (\$)	Quantities	Values (\$)	
347 JAPAN	6153	3408	18740	12188	
400 U STATES	9741	5867	17107	10804	
COTTON FABRICS UNDER 50 CTS LB	45367	31112	79159	54965	3028
400 U STATES	4684	2125	6024	2724	
COTTON DENIMS	4684	2125	6024	2724	
400 U STATES	22312	17300	45656	37230	3029
HANDKERCHIEF COTTON BLEACHED	22312	17300	45656	37230	
100 U KINGDOM		7117		25293	3030
COTTON FABRIC NOT BLEACHED NOP		7117		25293	
100 U KINGDOM	6558	7998	20503	22935	3031
306 BELGIUM	11594	8629	21125	15188	
335 GERMANY	9991	7067	9991	7067	
347 JAPAN	2295	1641	4830	3457	
352 MEXICO	11949	7763	16823	11702	
400 U STATES	1334529	1062886	2722779	2250811	
CANTON FLANNELS NOT COLOURED	1376916	1095984	2796051	2311160	
100 U KINGDOM	7742	12555	23756	41617	3032
306 BELGIUM	6474	5418	6474	5418	
335 GERMANY	3872	4328	3872	4328	
400 U STATES	90729	116722	221806	291894	
TOWELLING IN THE WEB	108887	139023	255908	343257	
100 U KINGDOM	494	441	3693	2729	3033
400 U STATES	787	972	2892	3862	
VOILES SCRIMS NOT COLOURED	1281	1413	6585	6591	
100 U KINGDOM	2710	6132	4824	12137	3034
376 SWITZRLND			366	1771	
400 U STATES	7084	13842	12542	24325	
COTTON FABRICS BLEACHED N O P	9794	19974	17732	38233	
100 U KINGDOM	10070	14072	14590	20078	3035
335 GERMANY	9472	8405	9472	8405	
400 U STATES	11696	21334	20810	37792	
COTTON CHEESECLOTH AND GAUZE	31238	43811	44872	66275	
100 U KINGDOM	10146	10623	17928	18391	3036
400 U STATES	742	1506	7101	9748	
POPLIN BLEACHED NOT COLOURED	10895	12129	25029	28139	
100 U KINGDOM	1244	2261	5502	9836	3037
400 U STATES	2489	2911	3489	4155	
COTTON FABRICS COUNT 100	3733	5172	8991	13991	
100 U KINGDOM	13754	53183	27953	112326	3039
400 U STATES			30	60	
COTTON FABRICS CUT PILE N O P	13754	53183	27983	112386	
100 U KINGDOM	2792	5197	4717	9636	3040
306 BELGIUM	1561	1946	2527	2704	
317 CZECHO S	5187	11436	5663	12422	
344 ITALY	2028	6167	4283	11239	
347 JAPAN	66	103	1380	1623	
354 NETHRLMDS			1215	3074	
400 U STATES	10633	24230	30254	69736	
COTTON FABRIC FOR TYPE RIBBON	22267	49079	50039	110434	
100 U KINGDOM		19186		39867	3041
400 U STATES		1495		5892	
COTTON FABRIC BILLIARD CLOTH		20681		45779	
SAILCLOTH EGYPTIAN COTTON	LB				3042
100 U KINGDOM	640	1563	1422	3512	3043
FILTER CLOTH FOR MINING	640	1563	1422	3512	
100 U KINGDOM			566	769	3044
400 U STATES	609	653	609	653	
COTTON FABRIC KNITTED	609	653	1175	1422	
100 U KINGDOM	38411	44520	65437	79818	3045
400 U STATES	629	1440	1146	2927	
COTTON SHADOW CRETONNES	39040	45960	66583	82745	
100 U KINGDOM	718	1534	1767	3096	3046
400 U STATES			2870	4439	
COTTON GABARINES	718	1534	4637	7535	
100 U KINGDOM	10378	21302	19848	40097	3047
306 BELGIUM	103	142	103	142	
400 U STATES	2441	3759	12911	20566	
COTTON FABRICS 80 TO 99 COUNT	12922	25203	32862	60805	
100 U KINGDOM	1930	6960	5504	14422	3048
COTTON FABRICS CUT WFT PILE	1930	6960	5504	14422	
100 U KINGDOM	30705	67803	64233	138652	3049
306 BELGIUM	1373	1694	1880	2637	
317 CZECHO S	11339	24879	22735	49484	
327 FRANCE	173	405	197	456	
344 ITALY	3783	11991	5976	18119	

IMPORTS INTO CANADA FOR CONSUMPTION

Articles and Countries from which Imported	MONTH OF FEBRUARY 1950		TWO MONTHS ENDED FEBRUARY 1950		Class Number
	Quantities	Values (\$)	Quantities	Values (\$)	
347 JAPAN	50631	67213	83045	114110	
354 NETHRLNDS			8799	22489	
400 U STATES	45854	100781	82343	177578	
	143858	274766	269208	523525	
COTTON FABRICS FOR BOOK COVERS	LB				3050
100 U KINGDOM	1893	2223	1893	2223	
400 U STATES	3718	3753	5536	5472	
	5611	5976	7429	7695	
LACE NOT COLOURED FOR CLOTHING					3051
100 U KINGDOM		63269		117134	
305 AUSTRIA		16070		26061	
306 BELGIUM				754	
313 CHINA		53		126	
317 CZECHO S		7387		10554	
327 FRANCE		34744		55168	
335 GERMANY		50		292	
376 SWITZRLND		9601		43307	
400 U STATES		22548		41882	
		153722		295278	
LACE COLOURED FOR CLOTHING	LB				3052
100 U KINGDOM	4488	30133	8409	54423	
305 AUSTRIA			20	187	
306 BELGIUM			50	413	
317 CZECHO S	249	1313	589	3208	
327 FRANCE	2353	16642	3956	27590	
335 GERMANY			72	308	
376 SWITZRLND	201	1466	689	5706	
400 U STATES	1185	5657	2509	12275	
	8476	55211	16294	104104	
EMBROIDERIES COTTON N O P	LB				3053
100 U KINGDOM	75	123	482	2034	
215 INDIA	1	15	75	621	
305 AUSTRIA	972	7508	1615	11967	
327 FRANCE	505	2746	568	3098	
335 GERMANY			35	125	
367 AZORES			6	212	
376 SWITZRLND	3177	24014	4506	37615	
400 U STATES	705	2765	905	3307	
	5435	37171	8192	58979	
LACE BOBBINET NETS COTTON NOP	LB				3054
100 U KINGDOM	2904	15514	8000	37675	
215 INDIA	287	2823	603	5399	
231 HONG KONG	697	3692	911	5420	
313 CHINA	133	1557	220	2064	
327 FRANCE	571	3664	2326	14526	
335 GERMANY	18	176	18	176	
354 NETHRLNDS	53	266	53	266	
376 SWITZRLND	1915	10251	2770	17188	
400 U STATES	850	2668	1504	4902	
	7428	40611	16405	87616	
WHITE COTTON BOBBINET PLAIN	YD				3055
100 U KINGDOM	13913	7188	25197	13141	
	13913	7188	25197	13141	
GLOVES COTTON	DZ PR				3064
100 U KINGDOM	4102	26446	8673	57772	
313 CHINA	380	1190	380	1190	
317 CZECHO S	1889	8511	2958	14652	
327 FRANCE	142	1305	455	2220	
344 ITALY	1789	9841	2429	13095	
347 JAPAN	2129	5017	2129	5017	
400 U STATES	150	553	154	574	
	10581	52863	17178	94520	
SOCKS AND STOCKINGS COTTON	DZ PR				3065
100 U KINGDOM	9664	35748	15991	57229	
400 U STATES	2740	8641	6115	19064	
	12404	44389	22106	76293	
SHIRTS COTTON NOT KNITTED	LB				3066
100 U KINGDOM	1056	3314	1298	4059	
347 JAPAN	263197	112373	263197	112373	
400 U STATES	1999	6180	5043	15925	
	266252	121867	269538	132357	
UNDERWEAR COTTON KNITTED	LB				3067
100 U KINGDOM	14587	28010	23717	44958	
400 U STATES	3980	11242	7674	19278	
	18567	39259	31391	64236	
COTTON CLOTHING N O P	LB				3068
100 U KINGDOM	2525	7862	5166	16675	
327 FRANCE	32	297	51	431	
337 GUATEMALA	12	54	12	54	
340 HUNGARY	87	1367	87	1367	
347 JAPAN	69251	39360	69251	39360	
367 AZORES	512	3832	3949	15851	
376 SWITZRLND	294	2490	370	3774	
400 U STATES	3573	12461	7988	22959	
	76286	67723	86874	100471	
DRESSES COTTON WOMEN CHILDREN	LB				3069
100 U KINGDOM	667	3928	974	6322	
327 FRANCE			25	574	
367 AZORES	92	521	309	2629	
375 SWEDEN	2	160	2	160	
400 U STATES	2672	17533	4476	31771	
	3433	22136	5786	41456	
SMOCKS AND OVERALLS COTTON MEN	LB				3070
100 U KINGDOM	2395	2815	2473	2965	
400 U STATES	148	497	555	1173	
	2543	3312	3028	4138	

IMPORTS INTO CANADA FOR CONSUMPTION

Articles and Countries from which Imported	MONTH OF FEBRUARY 1950		TWO MONTHS ENDED FEBRUARY 1950		Class Number
	Quantities	Values (\$)	Quantities	Values (\$)	
RAINCOATS WATERPROOFED COTTON					
100 U KINGDOM	NO 498	6182	550	7008	3071
400 U STATES	1	28	1	22	
	499	6204	551	7030	
BAGS COTTON					
100 U KINGDOM	LB 307	264	307	264	3082
400 U STATES	16759	14794	41544	36500	
	17066	15058	41851	36764	
BELTING OF COTTON					
100 U KINGDOM		3732		9105	3083
400 U STATES		15092		32913	
		18824		42018	
BLANKETS OF COTTON					
100 U KINGDOM	LB 5120	3883	5120	3883	3084
335 GERMANY	3918	2793	11136	7054	
400 U STATES	255	298	805	906	
	9293	6974	17061	11843	
TAPE AND WEBBING HOOK AND EYE					
400 U STATES	LB 96	265	187	556	3085
	96	265	187	556	
BRAIDED WICK FOR CANDLES					
100 U KINGDOM				453	3086
400 U STATES		3527		5044	
		3527		5497	
CURTAINS COTTON N O P					
100 U KINGDOM	LB 3053	7830	6792	13453	3087
327 FRANCE			103	519	
400 U STATES	457	1639	1382	4083	
	3510	9469	8277	18055	
TABLE AND TRAY CLOTHS COTTON					
100 U KINGDOM	LB 11080	25078	27674	59297	3088
231 HONG KONG	5118	14400	9449	25413	
306 BELGIUM	81	175	446	946	
313 CHINA	10963	27009	20361	48460	
327 FRANCE			9	398	
344 ITALY	4	36	4	36	
347 JAPAN	2621	2475	2825	2955	
352 MEXICO			19	26	
354 NETHRLNDS	2004	3194	2215	4273	
367 AZORES	162	1109	389	2423	
376 SWITZRLND	200	1665	541	6036	
400 U STATES	6540	12342	15798	27474	
	38773	87483	79730	177737	
DUCK SEAMLESS COTTON FOR HOSE					
400 U STATES		26089		46035	3089
		26089		46035	
FRINGES AND TASSELS COTTON					
400 U STATES	LB 165	347	252	492	3090
	165	347	252	492	
HANDKERCHIEFS COTTON					
100 U KINGDOM	LB 21427	67159	31771	99704	3091
231 HONG KONG	450	1635	450	1635	
313 CHINA	250	768	250	768	
327 FRANCE			6	85	
347 JAPAN	11994	13189	19369	21532	
376 SWITZRLND	728	9448	1648	20243	
400 U STATES	300	1439	393	1939	
	35149	93638	53887	145906	
LADDER TAPES FOR BLINDS					
100 U KINGDOM		14448		34308	3092
400 U STATES				509	
		14448		34817	
MANTLE BUCKING FOR GAS LIGHT					
400 U STATES		26		26	3093
		26		26	
QUILTS COUNTERPANES COTTON					
100 U KINGDOM	LB 5689	6030	9665	14383	3094
306 BELGIUM	946	808	946	808	
400 U STATES	24395	29307	77577	91827	
	31030	36145	88188	107018	
SHEETS COTTON					
100 U KINGDOM	LB 440	546	1555	1986	3095
367 AZORES			677	2439	
400 U STATES	33502	35690	77004	91646	
	33942	36236	79236	96071	
TOWELS COTTON					
100 U KINGDOM	LB 3925	4327	7986	7799	3096
347 JAPAN	5330	4167	18377	12692	
367 AZORES			151	566	
373 CANARY IS	346	1414	346	1414	
400 U STATES	31161	37483	57203	76086	
	40762	47391	84063	98557	
COTTON MANUFACTURES N D P					
100 U KINGDOM	LB 8412	8175	19263	18158	3097
215 INDIA			19	40	
306 BELGIUM	363	639	4741	5990	
335 GERMANY	15	151	15	151	
347 JAPAN	18	75	184	197	
367 AZORES			276	1225	
400 U STATES	22321	34805	45898	77051	
	31129	43845	70396	102812	
WASH CLOTHS BATH MATS COTTON					
100 U KINGDOM	LB 160	236	300	329	3098
347 JAPAN	5833	5134	7161	6106	
400 U STATES	267	1406	4451	5534	
	6960	6776	11912	11969	

IMPORTS INTO CANADA FOR CONSUMPTION

Articles and Countries from which Imported	MONTH OF FEBRUARY 1950		TWO MONTHS ENDED FEBRUARY 1950		Class Number
	Quantities	Values (\$)	Quantities	Values (\$)	
PILLOW CASES COTTON	LB				3100
100 U KINGDOM	3314	4769	4826	7020	
231 HONG KONG	1393	4130	1393	4130	
313 CHINA	3541	5686	7985	12934	
347 JAPAN	897	1236	1355	1890	
366 PORTUGAL			118	700	
367 AZORES	1083	5109	4599	16944	
373 CANARY IS	426	825	426	825	
400 U STATES	5494	8743	13351	20301	
	16148	30498	34053	64744	
FLAX FIBRE AND TOW	CWT				3111
306 BELGIUM			112	5322	
400 U STATES			67	3639	
			179	8961	
HEMP DRESSED OR UNDRESSED	CWT				3112
400 U STATES			22	262	
			22	262	
JUTE AND JUTE BUTTS	CWT				3113
215 INDIA	6428	119320	11269	197756	
216 PAKISTAN	3175	37270	3175	37270	
400 U STATES	1402	17350	1402	17350	
	11005	173940	15846	252376	
OAKUM OF FLAX HEMP OR JUTE	CWT				3114
100 U KINGDOM	71	801	84	999	
354 NETHRLNOS			600	4731	
400 U STATES	1482	26790	2205	39902	
	1553	27591	2889	45632	
BATTS WADDING VEGETABLE FIBRES	LB				3115
400 U STATES	979	703	2333	1486	
	979	703	2333	1486	
YARNS JUTE SINGLES N O P	LB				3121
100 U KINGDOM	25454	4197	41051	7220	
215 INDIA	99923	20647	99923	20647	
	125377	24844	140974	27867	
YARNS VEGETABLE FIBRE SINGLES	LB				3122
100 U KINGDOM	1093	586	44793	13599	
344 ITALY	5891	2439	5891	2439	
	6984	3025	50684	16038	
YARNS CORDS TWINE OF JUTE N O P	LB				3123
100 U KINGDOM	13065	3312	13065	3312	
400 U STATES	228	119	391	250	
	13293	3431	13456	3562	
YARNS CORDS TWINE VEG FIB N O P	LB				3124
100 U KINGDOM	70814	22595	178838	52962	
201 IRELAND			11123	2531	
231 HONG KONG			200	70	
352 MEXICO			5026	1024	
400 U STATES	3986	3447	9195	7615	
	74800	26048	204382	64202	
LINEN THREAD FOR SEWING	LB				3125
100 U KINGDOM	9336	18382	22656	39246	
400 U STATES	251	671	391	1095	
	9587	19053	23047	40341	
YARNS VEG FIRRE FOR WEAVING	LB				3126
100 U KINGDOM	43463	27388	85567	52184	
215 INDIA	183377	44199	183377	44199	
306 BELGIUM	2795	2643	27153	8564	
400 U STATES	2314	889	5367	2151	
	231949	75119	301464	107098	
CANVAS TWINE OF FLAX FOR SAILS					3131
100 U KINGDOM		1522		1522	
		1522		1522	
FABRICS CHIEFLY FLAX OR HEMP	LB				3132
100 U KINGDOM	48594	68137	95929	140614	
306 BELGIUM	73	145	73	145	
400 U STATES	301	772	4397	4944	
	48968	69054	100399	145703	
FABRICS JUTE UNBLEACHED N O P	YD				3134
100 U KINGDOM	57356	11987	224746	60687	
215 INDIA	7861500	1126954	15882892	2200532	
306 BELGIUM	60000	11581	60000	11581	
317 CZECHO S	28210	7481	28210	7481	
400 U STATES	300000	49309	500000	83678	
	8307066	1207322	16695848	2363959	
FABRICS OF JUTE N O P	YD				3135
100 U KINGDOM	3788	893	3857	950	
400 U STATES	459	235	637	342	
	4247	1128	4494	1292	
FABRIC JUTE 12INS WIDE OR LESS					3136
215 INDIA		2320		5073	
		2320		5073	
FAB VEG FIB 12INS WIDE OR LESS					3137
100 U KINGDOM		13986		34970	
327 FRANCE		296		663	
335 GERMANY		136		549	
400 U STATES		12736		45243	
		27154		81425	
FABRICS VEG FIRRE N O P CUT PILE	YD				3138
100 U KINGDOM	3277	678	14518	3158	
306 BELGIUM	174	321	174	321	
400 U STATES	738	804	1201	1779	
	4189	1803	15893	5258	
TOWELLING TABLE CLOTHS IN WEB	LB				3139
100 U KINGDOM	4779	6376	7478	10109	
317 CZECHO S	369	325	1248	1408	

IMPORTS INTO CANADA FOR CONSUMPTION

Articles and Countries from which Imported	MONTH OF FEBRUARY 1950		TWO MONTHS ENDED FEBRUARY 1950		Class Number
	Quantities	Values (\$)	Quantities	Values (\$)	
365 POLAND 400 U STATES	10758	8061	20959 345	18158 319	
WOVEN DRESS LINENS	15906	14762	30030	29994	3140
CLOTHING VEGETABLE FIBRES NOP	LB				3162
100 U KINGDOM	177	1772	1210	5169	
327 FRANCE			5	65	
367 AZORES			110	880	
376 SWITZRLND	110	1914	110	1914	
400 U STATES	191	1259	291	2311	
SACS OF HEMP LINEN JUTE SISAL	478	4945	1726	10339	3171
100 U KINGDOM				141	
400 U STATES		36668		84530	
CARPETING RUGS HEMP JUTE SISAL		36668		84671	3172
100 U KINGDOM		5652		13992	
215 INDIA		241		241	
400 U STATES		100		283	
QUILTS BATH MATS VEG FIBRE NOP	LB			14516	3173
344 ITALY	6090	4848	11710	10509	
347 JAPAN	15216	9988	19317	12610	
400 U STATES			1024	1239	
FIRE HOSE LINEN	21306	14836	32051	24358	3174
100 U KINGDOM		4195		7137	
400 U STATES		292		438	
HANDKERCHIEFS FLAX OR HEMP	LB			7575	3175
100 U KINGDOM	4648	23215	12342	56193	
231 HONG KONG	51	618	775	7279	
313 CHINA	320	1617	1199	8193	
327 FRANCE			15	324	
376 SWITZRLND	79	883	279	4540	
400 U STATES	9	206	9	206	
SAILS FOR BOATS AND SHIPS	5107	26539	14619	76735	3176
100 U KINGDOM		594		1089	
TOWELS GLASS CLOTHS CRASH HUCK	LB			1089	3177
100 U KINGDOM	11935	15702	19726	27754	
347 JAPAN			216	944	
400 U STATES			122	230	
SHEETS TABLECLOTHS TOWELS FLAX	11935	15702	20064	28928	3178
100 U KINGDOM	22674	58728	43819	112038	
231 HONG KONG	3233	24420	5097	36597	
306 BELGIUM			692	1458	
313 CHINA	1933	7391	2463	11915	
317 CZECHO S	1982	2084	4494	4720	
327 FRANCE	2	10	2	10	
347 JAPAN	47051	33081	57223	39936	
365 POLAND			686	530	
367 AZORES	1245	7626	3183	18234	
376 SWITZRLND	60	228	60	228	
400 U STATES	614	2124	1564	4627	
JUTE MANUFACTURES N O P	78794	135692	119283	230293	3179
100 U KINGDOM		386		2540	
400 U STATES		45		225	
VEGETABLE FIBRE MFRS N O P	431			2765	3180
100 U KINGDOM	9774	12424	25129	28586	
216 PAKISTAN			175	1124	
231 HONG KONG	5	33	5	33	
306 BELGIUM	362	1017	362	1017	
327 FRANCE	73	170	84	214	
344 ITALY			1975	1996	
347 JAPAN	118635	89790	184576	136460	
367 AZORES			265	2702	
375 SWEDEN	22	27	22	27	
376 SWITZRLND	10	273	10	273	
400 U STATES	15736	28355	44591	81212	
RAW SILK AND COCOONS	144617	132089	257194	253644	3201
400 U STATES	LB				
	10226	30669	16637	50162	
GARNETTED SILK WASTES	10226	30669	16637	50162	3202
400 U STATES	LB		725	706	
YARNS THROWN SILK IN THE GUM			725	706	3211
YARNS SINGLED SPUN SILK N O P	LB				3212
400 U STATES			1651	4980	
THREADS CORDS TWIST SILK N O P			1651	4980	3213
100 U KINGDOM		329		465	
400 U STATES		872		1425	
YARN SILK FOR KNITTING WEAVING	LB	1201		1890	3214
YARNS SILK METALLIC COVERED					3215

Articles and Countries from which Imported	MONTH OF FEBRUARY 1950		TWO MONTHS ENDED FEBRUARY 1950		Class Number
	Quantities	Values (\$)	Quantities	Values (\$)	
YARNS SILK N O P					3216
100 U KINGDOM		74		355	
400 U STATES				179	
		74		534	
BOLTING CLOTH NOT MADE UP					3221
400 U STATES		6860		16319	
		6860		16319	
KNITTED FABRICS SILK	LB				3222
FABRICS SILK 20 IN UNFINISHED	YD				3223
FABRICS SILK N O P	YD				3224
100 U KINGDOM	2106	4767	3331	7617	
231 HONG KONG	85	113	85	113	
327 FRANCE	324	671	2898	5343	
344 ITALY	1087	1430	3048	6306	
347 JAPAN	5100	3092	9752	4998	
376 SWITZRLND	1426	4978	2956	8458	
400 U STATES	11807	20530	19629	39700	
	21935	35581	40699	72535	
FABRICS SILK 26 INCHES OR LESS	YD				3225
100 U KINGDOM	200	588	709	2367	
	200	588	709	2367	
RIBBONS SILK UNDER 12 INCHES					3228
100 U KINGDOM		266		455	
327 FRANCE				466	
400 U STATES		74		121	
		340		1042	
FABRICS SILK FOR NECKWEAR					3229
100 U KINGDOM		5901		22476	
327 FRANCE		455		3171	
335 GERMANY				232	
344 ITALY		7492		11781	
347 JAPAN		85957		109608	
376 SWITZRLND		9791		12823	
400 U STATES		182649		471083	
		292245		631174	
UMBRELLA COVERING FABRICS					3230
100 U KINGDOM				398	
327 FRANCE		1429		4272	
354 NETHRLNDS		310		310	
376 SWITZRLND		1632		9856	
400 U STATES		19351		38172	
		22722		53008	
FABRICS PILE SILK OR SYNTHETIC	YD				3232
100 U KINGDOM	5774	6213	9026	9480	
306 BELGIUM	6281	9062	12497	19213	
327 FRANCE			11	26	
344 ITALY	152	517	152	517	
400 U STATES	61443	110792	131884	237659	
	73650	126584	153570	266893	
SOCKS AND STOCKINGS SILK	DZ PR				3244
100 U KINGDOM	2	67	44	711	
400 U STATES	48	2040	56	2317	
	50	2107	100	3028	
UNDERWEAR SILK KNITTED	LB				3245
100 U KINGDOM	64	754	77	1199	
	64	754	77	1199	
CLOTHING SILK N O P	OZ				3246
100 U KINGDOM	2944	4113	6532	8862	
231 HONG KONG	1200	890	1200	890	
327 FRANCE	256	627	498	996	
344 ITALY	439	752	1245	1960	
376 SWITZRLND			516	818	
400 U STATES	5493	4850	6668	6075	
	10332	11232	16659	19601	
DRESSES SILK WOMENS CHILDRENS	OZ				3247
100 U KINGDOM	1206	4139	1705	4909	
327 FRANCE	716	1337	888	1800	
344 ITALY	20	44	20	44	
375 SWEDEN	257	789	456	1093	
400 U STATES	8171	11169	14966	20876	
	10370	17478	18035	28722	
CLOTHING SILK WOMENS CHILDRENS	OZ				3248
100 U KINGDOM	1708	2769	2767	4325	
215 INDIA			304	417	
231 HONG KONG	1408	1101	3094	3079	
327 FRANCE	190	720	613	1589	
344 ITALY	5904	8340	14644	16653	
347 JAPAN	3472	2941	6380	5626	
367 AZORES			128	127	
400 U STATES	8363	9308	10895	11838	
	21045	25179	38825	43654	
HANDKERCHIEFS SILK	OZ				3251
100 U KINGDOM	84	140	93	153	
347 JAPAN	16	42	16	12	
	100	152	109	165	
SILK MANUFACTURES N O P	OZ				3252
100 U KINGDOM	125	145	1446	1124	
327 FRANCE	128	64	128	64	
344 ITALY	662	865	934	1263	
347 JAPAN	2	15	2402	1326	
400 U STATES	394	283	614	584	
	1311	1372	5524	4361	
WOOL IN THE GREASE	LB				3261
100 U KINGDOM			95472	55394	

IMPORTS INTO CANADA FOR CONSUMPTION

Articles and Countries from which Imported	MONTH OF FEBRUARY 1950		TWO MONTHS ENDED FEBRUARY 1950		Class Number
	Quantities	Values (\$)	Quantities	Values (\$)	
207 UN SO AFR			8497	6146	
215 INDIA	67030	36081	67030	36081	
234 AUSTRALIA	281334	206950	450473	323593	
236 NEW ZEAL	14237	6710	165330	71964	
400 U STATES	91591	66456	91591	66456	
	454192	316197	878393	559634	
WOOL WASHED OR SCAURED	LB				3262
100 U KINGDOM	234172	151102	570054	367782	
207 UN SO AFR	17018	8118	132960	58171	
215 INDIA	79831	49074	184024	106416	
216 PAKISTAN	93845	55665	93845	55665	
234 AUSTRALIA	748076	514086	1826452	1188866	
236 NEW ZEAL	249549	112164	269203	121372	
304 ARGENTINA	98302	69850	197402	125878	
386 URUGUAY	50180	56558	50180	56558	
400 U STATES	26187	19810	66790	50672	
	1597160	1036427	3390910	2131380	
WOOL PULLED OR SLIPED	LB				3263
100 U KINGDOM			38332	18948	
215 INDIA	10655	2725	23520	5853	
236 NEW ZEAL	59917	27709	86120	45044	
	70572	30434	147972	69845	
HAIR OF CAMEL ALPACA GOAT	LB				3264
100 U KINGDOM	12377	9985	30525	24203	
327 FRANCE	1100	6906	1100	6906	
400 U STATES	18000	34652	19965	40347	
	31477	51543	51590	71456	
MOILS WOOL	LB				3265
100 U KINGDOM	35167	26288	77164	67359	
234 AUSTRALIA	1448	871	1448	871	
236 NEW ZEAL	3069	1817	3069	1817	
306 BELGIUM	10379	12572	10379	12572	
386 URUGUAY	2831	2252	2831	2252	
400 U STATES	22407	18278	32888	29711	
	75301	62078	127779	114582	
WORSTED TOPS	LB				3266
100 U KINGDOM	1222808	1698858	2385193	3102887	
234 AUSTRALIA	9794	9387	41802	61174	
386 URUGUAY	8852	10017	41807	47510	
400 U STATES	28532	47454	52655	88616	
	1269986	1765716	2581457	3300187	
GARNETTED WOOL WASTE	LB				3267
100 U KINGDOM	33506	42560	35846	44355	
234 AUSTRALIA			16025	10019	
306 BELGIUM			15680	15285	
400 U STATES	917	1099	36299	29244	
	34423	43659	103850	98903	
YARNS WOOL N O P	LB				3271
100 U KINGDOM	10138	27655	27704	75349	
306 BELGIUM			915	2557	
327 FRANCE	563	4564	6465	29932	
400 U STATES	112	520	214	1098	
	10813	32739	35298	108936	
YARNS OR WARPS WOOL FOR WFRERS	LB				3272
100 U KINGDOM	75663	141340	163970	292054	
306 BELGIUM	5048	10096	30252	66910	
327 FRANCE			419	1020	
335 GERMANY	602	1339	13173	15318	
344 ITALY	250	503	250	503	
400 U STATES	12873	32848	43867	108789	
	94436	186126	251931	484594	
YARNS OR WARPS HAIR FOR WFRERS	LB				3273
100 U KINGDOM	23355	22470	23355	22470	
400 U STATES	14738	2711	24304	4477	
	38093	25181	47659	26947	
YARN MOHAIR FOR PILE FABRICS	LB				3274
100 U KINGDOM	6851	9593	19665	24821	
	6851	9593	19665	24821	
YARNS WOOL FOR 6 OZ FABRICS	LB				3275
100 U KINGDOM	2996	5597	7160	12993	
	2996	5597	7160	12993	
WOOL FAB IN GRAY OVR 4 TO 6 OZ	LB				3281
100 U KINGDOM	17444	31278	40337	73309	
	17444	31278	40337	73309	
WOOL FAB IN GRAY 4 OZ OR LESS	LB				3282
100 U KINGDOM	13042	31530	37692	87417	
	13042	31530	37692	87417	
KNITTED FABRICS WOOL N O P	LB				3283
100 U KINGDOM	2636	6988	3997	10333	
400 U STATES	759	1787	1499	4926	
	3395	8775	5496	15259	
FLANNELS	LB				3284
100 U KINGDOM	31155	60924	58292	118620	
400 U STATES			20	179	
	31155	60924	58312	118799	
FELT CLOTH N O P	LB				3285
100 U KINGDOM	1434	3725	1434	3725	
400 U STATES	671	2369	686	2394	
	2105	6094	2120	6119	
OVERCOATINGS	LB				3286
100 U KINGDOM	17118	36350	42232	88358	
400 U STATES	4	56	4	56	
	17122	36406	42236	88414	
TWEEDS	LB				3287
100 U KINGDOM	50530	95057	119768	243210	
	50530	95057	119768	243210	

Articles and Countries from which Imported	MONTH OF FEBRUARY 1950		TWO MONTHS ENDED FEBRUARY 1950		Class Number
	Quantities	Values (\$)	Quantities	Values (\$)	
WORSTEDS AND SERGES	LB				3288
100 U KINGDDM	573198	1905941	1287453	4201279	
231 HONG KONG	1285	3445	1285	3445	
234 AUSTRALIA	4251	13841	4251	13841	
306 BELGIUM	5960	29280	15033	74514	
317 CZECHO S	25294	102981	44905	179606	
327 FRANCE	14527	74011	20352	102900	
344 ITALY	9492	36801	31146	117660	
354 NETHRLNOS			135	802	
365 POLAND	429	1463	429	1463	
376 SWITZRLND			412	3114	
400 U STATES	6082	22375	9091	36779	
	640518	2190138	1414492	4735403	
WOVEN FABRICS N O P WOOL	LB				3289
100 U KINGDOM	39534	73418	98447	188961	
234 AUSTRALIA	408	1501	408	1501	
306 BELGIUM	4	19	4	19	
317 CZECHO S	2561	11076	2780	11844	
327 FRANCE	1692	9669	2410	14028	
354 NETHRLNOS	21	58	21	58	
400 U STATES	4214	10323	11155	29505	
	48434	106064	115225	245916	
LUSTRES ITALIAN LININGS	LB				3290
100 U KINGDOM			1460	2501	
			1460	2501	
WOOL FAB 12 INS WIDE OR LESS					3291
100 U KINGDOM		244		308	
327 FRANCE		347		557	
400 U STATES		427		717	
		1018		1582	
WOOL FABRICS CUT PILE PLUSH	LB				3292
100 U KINGDOM	11639	20794	16264	30253	
306 BELGIUM	1653	2639	2896	4253	
327 FRANCE			457	2300	
400 U STATES	1421	4199	8743	17614	
	14713	27638	28360	54420	
BILLIARD CLOTH OF WOOL FABRIC	LB				3293
100 U KINGDOM	1307	4093	5097	14269	
	1307	4093	5097	14269	
MELTON CLOTH FOR TENNIS BALLS	LB				3294
100 U KINGDOM			1926	3639	
			1926	3639	
SLIPPER CLOTH FOR FOOTWEAR	LB				3295
FILTER PRESS CLOTH OF WOOL	LB				3296
CARPETS AXMINSTER IN ROLLS	SQ FT				3301
100 U KINGDOM	346323	131240	692227	267191	
306 BELGIUM	4032	1624	26354	11379	
317 CZECHO S	18772	8434	18772	8434	
327 FRANCE	6399	2731	6399	2731	
400 U STATES	9157	4374	10700	5109	
	384683	148403	754452	294844	
CARPETS AXMINSTER SQUARES	SQ FT				3302
100 U KINGDOM	287203	87090	703056	214652	
306 BELGIUM	761	378	761	378	
400 U STATES	414	510	1500	2040	
	288378	87978	705317	217070	
CARPET BRUSSELS WILTON IN ROLL	SQ FT				3303
100 U KINGDOM	245867	139957	585157	305141	
306 BELGIUM	203365	114536	340945	187635	
317 CZECHO S	6623	4083	11867	7743	
344 ITALY	2947	1289	2947	1289	
400 U STATES	870	576	8341	5154	
	459672	260441	949257	506962	
CARPET BRUSSELS WILTON SQUARES	SQ FT				3304
100 U KINGDOM	42743	26708	103250	57234	
306 BELGIUM	17975	10248	54521	27859	
317 CZECHO S	188	73	188	73	
344 ITALY	934	860	934	860	
400 U STATES	682	687	937	1037	
	62522	38576	159830	87063	
CARPETS INGRAIN IN ROLLS	SQ FT				3305
100 U KINGDOM	5388	2079	15262	6657	
306 BELGIUM	23741	10857	60086	29426	
317 CZECHO S	2200	1027	2200	1027	
344 ITALY			24625	10948	
400 U STATES	330	278	330	278	
	31659	14241	102503	48336	
CARPETS INGRAIN SQUARES	SQ FT				3306
100 U KINGDOM	1094	607	13301	4379	
215 INDIA	41743	7011	42037	7054	
306 BELGIUM	34939	12813	57827	20424	
317 CZECHO S			626	561	
327 FRANCE	3808	1624	4019	1923	
400 U STATES	54	10	54	10	
	81638	22065	117864	34351	
CARPETS ORIENTAL	SQ FT				3307
100 U KINGDOM	10301	4497	13063	7285	
215 INDIA	160080	146075	257551	243154	
231 HONG KONG	5326	4457	5800	4704	
313 CHINA	6216	3159	6216	3159	
322 EGYPT	180	75	180	75	
342 IRAN	6276	10831	7201	14587	
377 SYRIA	124	368	124	368	

IMPORTS INTO CANADA FOR CONSUMPTION

Articles and Countries from which Imported	MONTH OF FEBRUARY 1950		TWO MONTHS ENDED FEBRUARY 1950		Class Number
	Quantities	Values (\$)	Quantities	Values (\$)	
400 U STATES	109	226	1844	2574	
CARPETS TAPESTRY IN ROLLS	188612	169688	291979	275906	3308
100 U KINGDOM			6741	893	
400 U STATES			3389	848	
CARPETS TAPESTRY SQUARES			10130	1741	3309
327 FRANCE			110	345	
MATS HEARTH RUGS AND RUNNERS			110	345	3310
100 U KINGDOM	130864	31575	191239	48533	
215 INDIA	514	208	12714	1311	
306 BELGIUM	1663	793	7365	1928	
344 ITALY	134	99	2082	630	
400 U STATES			542	531	
SHAWLS WOOL	133175	32675	213942	52933	3321
100 U KINGDOM			183	484	
400 U STATES	3	10	3	10	
SOCKS AND STOCKINGS WOOL	3	10	186	494	3322
100 U KINGDOM					
400 U STATES	19760	84824	33536	150590	
UNDERWEAR WOOL KNITTED			29	48	
100 U KINGDOM	19760	84824	33565	150638	3323
234 AUSTRALIA					
400 U STATES	1736	6628	2317	10325	
CLOTHING WOOL WOMENS CHILDRENS			1058	2323	3324
100 U KINGDOM			34	186	
201 IRELAND	1736	6628	3409	12834	
327 FRANCE					
354 NETHRLNDS	19185	135633	34799	249050	
375 SWEDEN	11	119	11	119	
376 SWITZRLNO	72	1131	121	1940	
400 U STATES	1251	6927	1607	8884	
CLOTHING N O P WOOL	89	1263	113	1528	3325
100 U KINGDOM			9	106	
354 NETHRLNDS	2764	27376	5251	52790	
376 SWITZRLNO	23372	172449	41911	314417	
400 U STATES					
CLOTHING WOOL MENS OUTERWEAR					3326
100 U KINGDOM	340	2529	908	7280	
344 ITALY	45	407	45	407	
352 MEXICO	431	6518	431	6518	
354 NETHRLNDS	122	621	256	1367	
400 U STATES	938	10075	1640	15572	
BELTING OF CAMELS HAIR					3327
BLANKETS N O P WOOL					3328
100 U KINGDOM	17058	75500	29297	119491	
354 NETHRLNDS	12	78	12	78	
400 U STATES			42	205	
FELT PRESSED	27	126	27	126	3329
100 U KINGDOM	162	1206	610	2794	
344 ITALY	17259	76910	29988	122694	
400 U STATES					
RUGS RAILWAY STEAMER AND AUTO					3330
100 U KINGDOM					
400 U STATES	54313	57760	92346	94001	
WOOL MANUFACTURES N O P	24	37	24	37	3331
100 U KINGDOM					
306 BELGIUM	24	60	208	436	
376 SWITZRLNO	54361	57857	92578	94474	
400 U STATES					
YARN SYNTHETIC ACETATE SINGLES					3332
100 U KINGDOM	3858	5538	4657	6394	
344 ITALY			5	52	
400 U STATES	3044	5144	6969	12766	
YARNS SYNTHETIC SINGLES N O P	6902	10682	11631	19212	3333
100 U KINGDOM					
306 BELGIUM	1626	2395	2433	4088	
344 ITALY			194	245	
376 SWITZRLNO	1626	2395	2627	4333	
400 U STATES					
YARN SYNTHETIC FOP PILE FABRIC					3334
100 U KINGDOM	1121	3683	2275	7600	
306 BELGIUM	343	556	343	556	
376 SWITZRLNO	21	209	43	1075	
400 U STATES	4870	6393	8832	15504	
YARNS SYNTHETIC SINGLES N O P	6355	10841	11493	24735	3335
100 U KINGDOM					
306 BELGIUM	106036	82888	207881	159330	
344 ITALY	2454	2213	2454	2213	
376 SWITZRLNO	88695	54462	187866	115976	
400 U STATES	66131	61136	111965	99228	
YARNS THREADS SYNTHETIC N O P	263316	200699	510365	376941	3336
100 U KINGDOM					
306 BELGIUM	87915	61659	152503	106327	
327 FRANCE			30000	30000	
354 NETHRLNDS	5488	3168	223	272	
376 SWITZRLNO	7010	4677	11478	7451	
400 U STATES	51669	39922	7010	4677	
YARN SYNTHETIC FOP PILE FABRIC	152082	109426	282408	219066	3337
100 U KINGDOM					
354 NETHRLNDS	19263	20925	34243	37254	
400 U STATES	77680	85699	5301	4526	
YARN SYNTHETIC FOP PILE FABRIC	96943	106624	179947	182707	3338
100 U KINGDOM					
400 U STATES	6391	5335	9841	8506	
	6391	5335	9841	8506	

Articles and Countries from which Imported	MONTH OF FEBRUARY 1950		TWO MONTHS ENDED FEBRUARY 1950		Class Number
	Quantities	Values (\$)	Quantities	Values (\$)	
YARNS SYNTHETIC ACETATE TWIST 100 U KINGDOM 400 U STATES	LB 617 2156 2773	511 5228 5739	617 10029 10646	511 15361 15872	3364
STAPLE FIBRES SYNTHETIC 100 U KINGDOM 305 AUSTRIA 400 U STATES	LB 20524 299 5386 26209	8415 83 2565 11063	73020 299 16769 90088	27424 83 7386 34893	3365
TOPS OF SYNTHETIC FIBRES 100 U KINGDOM	LB 18414 18414	6813 6813	25419 25419	9503 9503	3366
WASTE SHORT FIBRE SYNTHETIC 100 U KINGDOM 400 U STATES	LB 15477 37379 52856	3382 20048 23430	33676 148484 182160	7066 47562 54628	3367
YARNS FROM POLYAMIDES NYLON 100 U KINGDOM 400 U STATES	LB 72 3243 3315	161 15166 15327	78 4866 4944	183 23852 24035	3368
YARN SYNTHETIC FOR TIRE FABRIC 316 CUBA 400 U STATES	LB 121810 220219 342029	78550 132173 210723	163929 661478 825407	110638 397681 508319	3369
KNITTED FABRIC SYNTHETIC FIBRE 100 U KINGDOM 400 U STATES	LB 15154 7252 22406	22674 19388 42062	38882 18739 57621	58043 49453 107496	3371
FABRICS SYNTHETIC FIBRE N O P 100 U KINGDOM 306 BELGIUM 327 FRANCE 335 GERMANY 344 ITALY 354 NETHRLNDS 376 SWITZRLND 400 U STATES	LB 101783 2896 712 44 566 118331 224332	194958 4834 3184 141 2751 342112 547980	250492 2896 1481 44 1073 1485 1790 258709 517970	473682 4834 7761 141 4619 5027 6320 741333 1243717	3372
RIBBONS OF SYNTHETIC FIBRES 100 U KINGDOM 317 CZECHOS 327 FRANCE 376 SWITZRLND 400 U STATES		6041 2420 2264 6343 30249 47317		10013 8484 10525 11871 58260 99153	3373
GLOVES OF SYNTHETIC FIBRES 100 U KINGDOM 327 FRANCE 347 JAPAN 400 U STATES	DZ PR 1366 375 31 1772	7414 683 514 8611	2014 107 375 35 2531	10345 399 683 587 12014	3380
SOCKS STOCKINGS SYNTHETIC FIBR 100 U KINGDOM 400 U STATES	DZ PR 696 1855 2551	1782 11270 13052	2356 2961 5317	4850 16391 21241	3382
CLOTHING OF SYNTH FIBRE N O P 100 U KINGDOM 231 HDNG KONG 306 BELGIUM 313 CHINA 327 FRANCE 376 SWITZRLND 400 U STATES	OZ 5678 135 702 204 175024 181743	4171 90 831 529 61540 67161	25463 419 135 128 1983 300 216851 245279	12662 379 90 105 1504 611 77566 92917	3383
DRESSES SYNTH WOMENS CHILDRENS 100 U KINGDOM 327 FRANCE 375 SWEDEN 400 U STATES	OZ 8313 1666 918 104122 115019	8577 2732 2592 71365 85266	17660 4019 1023 180594 203296	11951 5803 2906 133002 153662	3384
UNDERWEAR KNITTED SYNTHETIC 100 U KINGDOM 400 U STATES	LB 19280 1147 20427	51009 5659 56668	31425 2771 34196	82691 8078 90769	3385
CURTAINS OF SYNTHETIC FIBRE 100 U KINGDOM 400 U STATES	OZ 99225 233839 333064	15529 37700 53229	173402 467915 641317	25729 81326 107055	3390
HANDKERCHIEFS SYNTHETIC FIBRE 327 FRANCE	OZ 1520 1520	745 745	1520 1520	745 745	3391
SYNTHETIC FIBRE MANUFACTRS NOP 100 U KINGDOM 327 FRANCE 344 ITALY 376 SWITZRLND 400 U STATES	OZ 54612 3450 1728 75247 135037	8278 400 790 17439 26907	141135 9573 4062 201339 357837	21225 4169 471 46608 73263	3392
SYNTH FIBRE FOR ELEC APPARATUS 400 U STATES		766 766		1424 1424	3393
HAIR CLOTH 100 U KINGDOM 400 U STATES		6551 655 7206		8253 655 8908	3401

IMPORTS INTO CANADA FOR CONSUMPTION

Articles and Countries from which Imported	MONTH OF FEBRUARY 1950		TWO MONTHS ENDED FEBRUARY 1950		Class Number
	Quantities	Values (\$)	Quantities	Values (\$)	
FILTER PRESS CLOTH OF HAIR					3402
KAPOK					3411
355 INDONESIA	CWT 111	3554	441	17984	
400 U STATES	74	3022	366	14677	
	185	6576	807	32661	
MANILA FIBRE					3412
315 C RICA	CWT 300	8858	1200	31898	
364 PHIL	5310	152249	7774	195027	
400 U STATES	1703	37710	5181	134890	
	7313	198817	14155	361815	
BISAL ISLE TAMPICO FIBRE					3413
100 U KINGDOM	CWT		2000	34503	
203 B E AFR	3509	49337	5686	83765	
306 BELGIUM	11	331	11	331	
309 BRAZIL	6607	101782	11009	164413	
316 CUBA	2062	25261	4029	52629	
338 HAITI	5623	94674	6949	106612	
352 MEXICO	15310	191881	33669	415842	
368 PORT AFR	1120	15680	1120	15680	
400 U STATES	20447	310955	41704	660504	
	54689	789901	106177	1534279	
VEGETABLE FIBRE N O P					3414
215 INDIA	CWT		46	473	
309 BRAZIL	3	74	3	74	
353 MOROCCO	663	4370	663	4370	
400 U STATES	2027	18376	2283	24803	
	2693	22820	2995	29720	
GRASSES SEAWEED MORSES BAGASSE					3421
100 U KINGDOM		486		620	
231 HONG KONG				150	
347 JAPAN				511	
354 NETHRLMS		234		234	
400 U STATES		59890		78465	
		60610		79980	
BINDER TWINE					3422
COIR AND COIR YARN					3423
100 U KINGDOM	CWT		200	2079	
215 INDIA			874	6385	
			1074	8464	
MATS RUGS N O P OF COCOA FIBRE					3424
100 U KINGDOM	80 YD 691	420	691	420	
215 INDIA	14856	8114	18681	9587	
400 U STATES			111	60	
	15547	8534	19483	10067	
STRAW OR PAPER CARPETING RUGS					3425
100 U KINGDOM		343		1923	
231 HONG KONG		141		246	
347 JAPAN		141		141	
		625		2310	
VEGETABLE FIBRE FOR BRUSHES					3428
352 MEXICO	CWT 196	6021	344	11103	
400 U STATES	56	2568	186	8026	
	258	8589	530	19129	
MATS CUT PILE OF COCOA FIBRE					3429
100 U KINGDOM	80 FT 2600	737	2600	737	
215 INDIA	91140	16254	167740	27296	
354 NETHRLMS	1065	585	1065	585	
	94805	17576	171405	28618	
WASTE FOR FURTHER PREPARATION					3451
100 U KINGDOM	CWT 1863	36068	3576	71982	
215 INDIA	391	7699	953	15748	
234 AUSTRALIA	180	10176	180	10176	
304 ARGENTINA	1322	24168	1656	32113	
309 BRAZIL	389	8177	931	20100	
352 MEXICO			360	3429	
363 PERU	74	1226	512	12234	
386 URUGUAY	192	16555	192	16555	
400 U STATES	28537	432242	61011	838644	
	32948	536311	69371	1020981	
WASTE FOR WIPING RAGS N O P					3452
100 U KINGDOM	CWT 728	9762	1088	14229	
304 ARGENTINA	53	939	53	939	
354 NETHRLMS	495	6335	680	8696	
400 U STATES	30826	212982	62575	438243	
	32102	230018	64396	462107	
WASTE GARNETTED READY FOR USE					3453
400 U STATES	LB 164233	15222	529114	62963	
	164233	15222	529114	62963	
BATTS BATTING WADDING WOOL					3454
FISH NETS NETTINGS COMMERCIAL					3460
100 U KINGDOM		145103		261842	
335 GERMANY				1881	
347 JAPAN		8306		8306	
354 NETHRLMS		1184		1184	
400 U STATES		53858		71722	
		208451		344935	
FISHING LINES COMMERCIAL					3461
100 U KINGDOM	LB 44596	32229	75227	51237	
354 NETHRLMS	9918	3323	9918	3323	
400 U STATES	12894	8929	36816	25050	
	67408	44481	121961	79610	
CORDAGE OVER 1 IN CIRC N O P					3462
	LB				

IMPORTS INTO CANADA FOR CONSUMPTION

Articles and Countries from which Imported	MONTH OF FEBRUARY 1950		TWO MONTHS ENDED FEBRUARY 1950		Class Number
	Quantities	Values (\$)	Quantities	Values (\$)	
CORDAGE MANILA OVER 1 IN CIRC 100 U KINGDOM 400 U STATES	LB 42432 1646 44078	11094 706 11800	127129 1766 128895	30311 769 31080	3463
CORDAGE COMMERCIAL FISH NET 100 U KINGDOM 354 NETHRLNOS 400 U STATES	LB 89957 63938 8982 162877	23137 16456 3097 42690	148751 63938 23579 236268	37489 16456 9367 63312	3464
CORDAGE VEG FIB OVER 1 IN CIRC 100 U KINGDOM 400 U STATES	LB 4246 19314 23560	2417 5827 8244	11780 25862 37642	7036 8874 15910	3465
COTTON FABRIC RUBBERIZED 100 U KINGDOM 400 U STATES	LB 979 1816 2795	471 1508 1979	1282 2443 3725	619 1977 2596	3472
COTTON WINDOW SHADE CLOTH 100 U KINGDOM 400 U STATES	LB 71 860 931	46 1362 1408	422 860 1282	409 1362 1771	3473
COTTON FABRICS COATED N O P 100 U KINGDOM 327 FRANCE 400 U STATES	LB 15056 5 54930 69991	19448 27 65574 85049	33546 5 127148 160699	39879 27 155147 195053	3474
ARTISTS CANVAS COATED PREPARED 100 U KINGDOM 400 U STATES		494 626 1120		1232 766 1998	3475
CANVAS FLAX FOR TENTS AWNINGS 100 U KINGDOM 400 U STATES	LB 471 37 508	263 26 289	3886 37 3923	2627 26 2653	3476
FABRICS JUTE COATED 400 U STATES				91 91	3478
FABRICS VEG FIBRE COATED 100 U KINGDOM 400 U STATES	LB 14020 14020	13019 13019	2251 31913 34164	1787 29021 30808	3479
FABRICS FOR BRATTICE CLOTH 100 U KINGDOM 400 U STATES		8888 8888		16117 173 16290	3480
FABRICS SILK COATED 100 U KINGDOM 400 U STATES		31 2007 2038		31 3004 3035	3481
FABRICS WOL COATED 400 U STATES	LB 8407 8407	14915 14915	25814 25814	44461 44461	3483
FABRICS SYNTHETIC FIBRE COATED 100 U KINGDOM 400 U STATES		240 8436 8676		240 16742 16982	3484
OILCLOTH FLOOR LINOLEUM 100 U KINGDOM 400 U STATES	LB 1246778 319885 1566663	224724 48702 273426	3384382 730922 4115304	573200 107601 680801	3485
OILCLOTH CARRIAGE SHELF TABLE 100 U KINGDOM 400 U STATES	LB 10497 19500 29997	6116 16792 22908	26871 60137 87008	11780 50474 62254	3486
TYPEWRITER RIBBONS 100 U KINGDOM 400 U STATES	LB 103 14 117	232 186 418	372 89 461	514 629 1143	3487
FABRICS COTTON TO COVER RUBBER 100 U KINGDOM 400 U STATES		5416 6183 11599		9318 13728 23046	3488
CORD TIRE FABRICS SYNTH FIBRE 316 CUBA 400 U STATES	LB 80175 93636 173811	53599 79750 133349	80175 551710 631885	53599 410077 463676	3489
STIFFENING FABRIC SISAL JUTE					3490
LACE EMBROIDERIES BOBBINET NOP 100 U KINGDOM 215 INDIA 231 HONG KONG 306 BELGIUM 327 FRANCE 335 GERMANY 367 AZORES 376 SWITZRLND 400 U STATES		46874 40 16 55 22451 45 528 2940 22006 94955		99155 40 16 372 44788 45 528 4192 48770 197906	3501
CORSETS GIRDLES BRASSIERES 100 U KINGDOM 400 U STATES		5051 22302 27353		5462 32368 37830	3510
BRACES OR SUSPENDERS AND PARTS 100 U KINGDOM		320		1522	3511

IMPORTS INTO CANADA FOR CONSUMPTION

Articles and Countries from which Imported	MONTH OF FEBRUARY 1950		TWO MONTHS ENDED FEBRUARY 1950		Class Number
	Quantities	Values (\$)	Quantities	Values (\$)	
327 FRANCE		854		854	
400 U STATES		10343		19159	
CHURCH VESTMENTS		11517		21535	
ANY MATERIAL					3512
100 U KINGDOM		917		999	
306 BELGIUM		58		191	
327 FRANCE		2977		3622	
400 U STATES		602		1505	
GARMENTS KNITTED		4554		6317	
N O P	LB				3514
100 U KINGDOM	49624	199054	84291	339604	
305 AUSTRIA	12	119	12	119	
306 BELGIUM	26	262	34	319	
344 ITALY	67	1560	110	2343	
347 JAPAN	426	1405	426	1405	
359 NORWAY			188	252	
376 SWITZRLND	8	60	81	615	
400 U STATES	5897	25152	12469	50632	
	56060	227612	97611	395289	
GLOVES MITTS AND MITTENS	DZ PR				3515
100 U KINGDOM	300	1037	368	1435	
327 FRANCE	10	80	10	80	
347 JAPAN	318	1255	1408	5421	
400 U STATES	80	612	278	1172	
	708	2984	2064	8108	
BERETS OF WOOL KNITTED FULLED	D0Z				3516
100 U KINGDOM	245	838	754	2306	
317 CZECHO S			102	449	
327 FRANCE	102	696	249	1425	
400 U STATES	55	310	63	357	
	402	1844	1168	4537	
CAPS BONNETS BERETS	D0Z				3517
100 U KINGDOM	2270	8964	2596	11084	
327 FRANCE	549	2047	673	3011	
344 ITALY	5	43	15	118	
347 JAPAN	300	206	300	206	
376 SWITZRLND	5	36	5	36	
400 U STATES	323	1897	1053	4961	
	3452	13193	4642	19416	
HATS OF FUR FELT	D0Z				3518
100 U KINGDOM	285	13528	371	17169	
317 CZECHO S			4	73	
327 FRANCE	8	477	8	494	
344 ITALY	83	6783	83	6783	
400 U STATES	28	1877	75	5003	
	404	22665	541	29522	
HATS OF WOOL FELT	D0Z				3519
100 U KINGDOM	172	2165	207	2675	
400 U STATES	39	1007	81	1734	
	211	3172	288	4409	
HATS N O P	D0Z				3521
100 U KINGDOM	21	1244	34	1902	
327 FRANCE	98	10355	99	10656	
344 ITALY	1	16	1	16	
367 AZORES	87	539	87	539	
400 U STATES	489	20632	716	32889	
	696	32786	937	46002	
FIREMENS SAFETY HELMETS					3522
400 U STATES		4890		11928	
		4890		11928	
KNITTED GOODS	LB				3524
100 U KINGDOM	212	377	220	498	
400 U STATES	2220	5576	6824	11640	
	2432	5953	7044	12138	
UNDERWEAR	LB				3525
N O P KNITTED					
CHEMILLE YARNS AND CORDS	LB				3548
400 U STATES	38	46	62	81	
	38	46	62	81	
SOLES COTTON FOR FOOTWEAR					3549
USED BAGS OF VEGETABLE FIBRE					3550
400 U STATES				74	
				74	
BELTING					3551
N O P					
100 U KINGDOM		612		1588	
400 U STATES		12082		21506	
		12694		23094	
BLANKETS FOR PRINTING PRESSES					3552
100 U KINGDOM		656		1352	
400 U STATES		38405		77532	
		39061		78884	
BRAIDS CORDS FRINGES					3553
N O P					
100 U KINGDOM		548		3913	
327 FRANCE		596		1439	
335 GERMANY				170	
344 ITALY				64	
376 SWITZRLND				214	
400 U STATES		7277		13909	
		8421		19709	
CARPETS	80 FT				3554
N O P					
100 U KINGDOM	5340	1828	10758	3111	
306 BELGIUM	201507	46643	368573	79485	
317 CZECHO S	2265	1946	2265	1946	
344 ITALY	33156	10365	44604	13502	

Articles and Countries from which Imported	MONTH OF FEBRUARY 1950		TWO MONTHS ENDED FEBRUARY 1950		Class Number
	Quantities	Values (\$)	Quantities	Values (\$)	
400 U STATES	1450	586	6282	2261	
GRAPES BLACK MOURNING	243718	61368	432482	100305	3556
CURTAINS N O P					3557
100 U KINGDOM		6659		8023	
400 U STATES		374		3946	
FELT ADHESIVE FOR VESSELS		7033		11969	3558
HAT BRAIDS NOT OVER 6 INCHES					3559
344 ITALY		4262		8228	
376 SWITZRLND		43916		110421	
400 U STATES		23876		60343	
HAT SWEATS CAP PEAKS AND BANDS		72054		178992	3560
100 U KINGDOM				1324	
400 U STATES		31078		78754	
HOODS AND SHAPES OF FUR FELT	DOZ	31078		80078	3561
100 U KINGDDM			3	71	
317 CZECHO S	28	896	44	1192	
327 FRANCE	3	40	17	349	
344 ITALY			45	908	
400 U STATES	26	589	27	666	
HOODS AND SHAPES OF WOOL FELT	DOZ	1525	136	3186	3562
400 U STATES	33	456	42	601	
HOODS AND SHAPES KNITTED	DOZ	456	42	601	3563
231 HONG KONG	1654	12749	1654	12749	
313 CHINA	2400	15352	2400	15352	
321 ECUADOR	1387	9399	1537	13025	
344 ITALY	5365	37475	9624	67801	
347 JAPAN	847	4285	1572	7975	
355 INDOONESIA	1000	1040	7900	6756	
376 SWITZRLND	3	52	29	483	
400 U STATES	4204	28887	6825	59396	
HOODS AND SHAPES N O P	DOZ	16860	31541	183537	3564
100 U KINGDOM	3	20	3	20	
327 FRANCE			1	49	
344 ITALY	60	348	119	1280	
400 U STATES	459	2579	567	3357	
MATERIALS FOR HAT BRAIDS	522	2947	690	4706	3565
SURGICAL DRESSINGS					3566
100 U KINGDOM		4472		40462	
400 U STATES		36795		74769	
ELASTIC WEBBING FOR MFRS		41267		115231	3567
100 U KINGDOM					
400 U STATES		612		1319	
ELASTIC WEBBING N O P		14966		30728	3568
100 U KINGDOM		15578		32047	
400 U STATES					
WINDOW SHADES ON ROLLERS N O P		1012		2266	3569
400 U STATES		5677		13823	
CORDED RIBBONS FOR MENS HATS		6689		16089	3570
400 U STATES		914		1361	
NONELASTIC FABRICS FOR GARTERS		914		1361	3571
100 U KINGDOM		18993		38556	
400 U STATES		18993		38556	
FABRICS FOR CARD CLOTHING		26		26	3572
400 U STATES		26		129	
FIBRE OR TEXTILE PRODUCTS N O P		26		155	3573
344 ITALY		1365		2637	
400 U STATES		1365		2637	
BRAIDED CORD 1 IN CIRC OR LESS					3574
100 U KINGDOM		440		171	
400 U STATES		440		565	
		247		736	
		1596		1931	
		1843		2221	
				4152	

Articles and Countries from which Imported	MONTH OF FEBRUARY 1950		TWO MONTHS ENDED FEBRUARY 1950		Class Number
	Quantities	Values (\$)	Quantities	Values (\$)	
GROUP 4					
WOOD WOOD PRODUCTS AND PAPER					
CANE REED OR RATTAN					4002
215 INDIA		10		10	
231 HONG KONG				899	
335 GERMANY				799	
400 U STATES		892		4544	
		902		6252	
OSIERS WILLOWS AND BAMBOOS					4003
304 ARGENTINA				442	
400 U STATES		473		648	
		473		1090	
CORKWOOD UNMANUFACTURED					4011
366 PORTUGAL				229	
400 U STATES		3565		7899	
		3565		8128	
FENCE POSTS					4021
400 U STATES	NO		598	215	
	531	185		215	
	531	185	598	215	
HICKORY BILLETS					4022
400 U STATES		6368		15384	
		6368		15384	
POLES TELEGRAPH AND PILING					4024
400 U STATES	NO		9213	68854	
	4343	35921		68854	
	4343	35921	9213	68854	
RAILWAY TIES					4025
400 U STATES	NO		19190	47556	
	10599	27680		47556	
	10599	27680	19190	47556	
LOGS ROUND UNMANUFACTURED NOP					4026
381 ALASKA	M FT		943	19251	
400 U STATES		11893	479817	16807	
		12836	499068	17750	
				722746	
HANDLE SHINGLE BOLTS FELLOES					4032
400 U STATES		15857		19197	
		15857		19197	
HUB LAST WAGON OAR GUN BLOCKS					4033
400 U STATES		39578		111579	
		39578		111579	
WOOD TEN PIN BLOCKS ROUGH					4034
TEAK AMARANTH TROPICAL WOODS					4041
234 AUSTRALIA		5201		5201	
309 BRAZIL				423	
320 DOM REP				79	
327 FRANCE				1886	
400 U STATES		29166		47574	
		34367		55163	
ASH WHITE					4042
400 U STATES	M FT		84	12943	
	19	3034		12943	
	19	3034	84	12943	
CEDAR					4043
400 U STATES	M FT		205	29545	
	91	11711		29545	
	91	11711	205	29545	
CHESTNUT					4044
	M FT				
FIR					4045
400 U STATES	M FT	187	624	51080	
		187	624	51080	
GUMWOOD					4046
400 U STATES	M FT	30	64	9178	
		30	64	9178	
HEMLDCK					4047
400 U STATES	M FT	4	16	1161	
		4	16	1161	
HICKORY					4048
400 U STATES	M FT	1	13	1337	
		1	13	1337	
MAHOGANY					4049
210 G COAST	M FT	16	31	5742	
222 B HONO			6	2559	
327 FRANCE		10	10	2671	
339 HONDURAS		95	95	24916	
364 PHIL		144	144	8930	
400 U STATES		9	44	13596	
		274	330	58414	
OAK					4050
347 JAPAN	M FT		34	6453	
400 U STATES		1061	2397	342010	
		1061	2431	348463	
PINE SOUTHERN YELLOW OR PITCH					4051
400 U STATES	M FT	393	751	102150	
		393	751	102150	
PINE WHITE OR OTHER N O P					4052
400 U STATES	M FT	741	1606	130078	
		741	1606	130078	
POPLAR					4053
400 U STATES	M FT	68	154	23252	
		68	154	23252	
REDWOOD					4054
	M FT				
WALNUT					4055
400 U STATES	M FT	81	216	48150	
		81	216	48150	

IMPORTS INTO CANADA FOR CONSUMPTION

Articles and Countries from which Imported	MONTH OF FEBRUARY 1950		TWO MONTHS ENDED FEBRUARY 1950		Class Number
	Quantities	Values (\$)	Quantities	Values (\$)	
LUMBER AND TIMBER HARDWOOD N O P 400 U STATES	M FT 137	15731	328	38501	4056
	137	15731	328	38501	
LUMBER AND TIMBER N O P 400 U STATES	M FT 2	237	24	1707	4057
	2	237	24	1707	
HARDWOOD FLOORING 400 U STATES	M FT 692	81144	1142	141667	4058
	692	81144	1142	141667	
PINE PONDEROSA AND SUGAR 400 U STATES	M FT 935	94048	2131	214348	4059
	935	94048	2131	214348	
LATHS	M				4071
PICKETS PLAIN	M				4072
PLYWOOD GLUED OR CEMENTED 400 U STATES		2359		5403	4073
		2359		5403	
SHINGLES OF WOOD	SQ				4074
VENEERS OF ROSEWOOD ETC 400 U STATES		17972		35513	4075
		17972		35513	
VENEERS OF WOOD N O P 100 U KINGDOM 400 U STATES				184	4076
		59057		116959	
		59057		117143	
VENEERS OF WOOD TAPED JOINTED 400 U STATES		257		257	4077
		257		257	
VENEERS AUSTRALIAN BLACKWOOD 234 AUSTRALIA 400 U STATES		3205		3205	4078
		879		879	
		4084		4084	
PLYWOOD FACED WITH METAL 400 U STATES		860		2147	4079
		860		2147	
BARK CRUDE FOR TANNERS USE	CWT				4081
FIREWOOD 400 U STATES	CORD 69	853	89	1015	4082
	69	853	89	1015	
PULPWOOD 400 U STATES	CORD 20051	403320	22022	437284	4083
	20051	403320	22022	437284	
SAWDUST OF WOOD OF ALL KINDS 400 U STATES		3583		6109	4084
		3583		6109	
BARRELS EMPTY SLACK	NO				4090
BARRELS EMPTY TIGHT 400 U STATES	NO 13452	38905	31037	89164	4091
	13452	38905	31037	89164	
STAVES HEADINGS POPLAR ROUGH					4093
STAVES OAK SAWN SPLIT OR CUT 400 U STATES	M 208	22895	293	26375	4094
	208	22895	293	26375	
STAVES ROUGH SAWN N O P	M				4095
STAVES 5 EIGHTHS INCH OR OVER	M				4096
STAVES N O P 400 U STATES	M 106	7323	209	13006	4097
	106	7323	209	13006	
WOODEN PAILS AND TUBS 400 U STATES		329		329	4098
		329		329	
HOOPS HEADS AND LINERS OF WOOD 400 U STATES		14722		31086	4099
		14722		31086	
CORK SLABS BOARDS TILES N O P 400 U STATES				103	4101
				103	
CORKS THREE FOURTHS IN OR LESS 366 PORTUGAL 372 SPAIN 400 U STATES	LB 585	919	1273	1785	4102
			3499	3553	
	6	19	41	360	
	591	938	4813	5698	
CORKS OVER THREE FOURTHS INCH 100 U KINGDOM 366 PORTUGAL 372 SPAIN 400 U STATES	LB 665	1025	56	60	4103
			4872	5066	
	624	2403	5230	5550	
	5692	5373	11290	10384	
	6981	8801	21448	21060	
CORK SLABS BOARDS FOR WFRS 354 NETHRLNDS 366 PORTUGAL 372 SPAIN 400 U STATES				1109	4104
		11492		32527	
		23885		90071	
		73904		187723	
		109281		311430	
MANUFACTURES OF CORKWOOD N O P 100 U KINGDOM 344 ITALY		568		3462	4105
		1409		1409	

IMPORTS INTO CANADA FOR CONSUMPTION

Articles and Countries from which Imported	MONTH OF FEBRUARY 1950		TWO MONTHS ENDED FEBRUARY 1950		Class Number
	Quantities	Values (\$)	Quantities	Values (\$)	
366 PORTUGAL		1869		2221	
372 SPAIN				563	
400 U STATES		21915		43727	
		25761		51382	
BICYCLE RIM STRIPS OF MAPLE					4111
BILLETS OF WOOD FOR BATS					4112
400 U STATES		8139		12147	
		8139		12147	
GUN STOCKS OF WALNUT ROUGH					4113
WOOD HANDLES FOR AGRIC IMPL					4114
400 U STATES		6614		20986	
		6614		20986	
HANDLES OF WOOD N O P					4118
100 U KINGDOM		25		238	
400 U STATES		36512		50057	
		36537		50295	
SHAFTS OR HEADS FOR GOLF CLUBS					4119
400 U STATES		1400		7198	
		1400		7198	
LASTS OF WOOD					4120
400 U STATES		701		3732	
		701		3732	
MEXICAN SADDLE TREES STIRRUPS					4121
400 U STATES		1896		3397	
		1896		3397	
SPOKES HICKORY OAK ROUGH					4122
WALKING STICKS AND CANES					4125
100 U KINGDOM		309		885	
327 FRANCE				51	
400 U STATES		928		954	
		1237		1890	
SULPHITE PULP BL DISSOLVING	CWT				4130
400 U STATES	754	7125	4648	43914	
	754	7125	4648	43914	
BODA PULP	CWT				4131
SULPHITE PULP UNBLEACHED	CWT				4132
400 U STATES	46836	209990	90375	407106	
	46836	209990	90375	407106	
SULPHITE PULP BLEACHED N O P	CWT				4133
400 U STATES	7226	44059	17974	110034	
	7226	44059	17974	110034	
SULPHATE OR KRAFT PULP	CWT				4134
400 U STATES	3474	21429	9021	56801	
	3474	21429	9021	56801	
WOOD PULP MECHANICAL	CWT				4135
PULP OF STRAW OR VEG FIBRE NOP	CWT				4136
100 U KINGDOM	56	1274	56	1274	
400 U STATES	5579	42463	14993	118568	
	5635	43737	15049	119842	
BOBBINS SHUTTLES AND SPOOLS					4141
400 U STATES		17857		37942	
		17857		37942	
CASKETS COFFINS AND METAL PTS					4142
400 U STATES		11219		36266	
		11219		36266	
CHARCOAL MADE FROM WOOD	TON				4143
400 U STATES	39	2394	70	4264	
	39	2394	70	4264	
CHURNS N O P WASHBOARDS					4144
100 U KINGDOM		521		666	
400 U STATES		1601		2103	
		2122		2769	
CLOTHES PINS AND PARTS	GROSS				4145
317 CZECHO S			5010	1507	
318 DENMARK			600	210	
400 U STATES	74	199	106	273	
	74	199	5716	1990	
CRUTCHES OR STAFFS					4146
400 U STATES		1006		2679	
		1006		2679	
CURTAIN STRETCHERS					4147
400 U STATES				225	
				225	
DOORS WOOD 6 FT X 2 FT OR OVER	NO				4148
400 U STATES	88	1058	158	4631	
	88	1058	158	4631	
EXCELSIOR OR WOOD WOOL					4149
FIBRE AND MANUFACTURES N O P					4150
100 U KINGDOM		840		1155	
400 U STATES		73277		136733	
		74117		137888	
FURNITURE MAINLY OF WOOD					4151
100 U KINGDOM		8620		20393	
215 INDIA		86		230	
231 HONG KONG		2554		3464	
234 AUSTRALIA				543	
306 BELGIUM		1588		4124	
327 FRANCE		1312		2718	
344 ITALY		4298		7672	

IMPORTS INTO CANADA FOR CONSUMPTION

Articles and Countries from which Imported	MONTH OF FEBRUARY 1950		TWO MONTHS ENDED FEBRUARY 1950		Class Number
	Quantities	Values (\$)	Quantities	Values (\$)	
354 NETHRLNDS				58	
375 SWEDEN		45		342	
376 SWITZRLND		15		15	
400 U STATES		109476		213505	
		127994		253064	
MATCHES OF WOOD					4152
MOULDINGS OF WOOD					4153
317 CZECHO S		399		399	
400 U STATES		3408		3596	
		3807		3995	
SKIS RACQUETS AND FRAMES BATS					4154
100 U KINGDOM		81		1480	
216 PAKISTAN		1296		1752	
234 AUSTRALIA		134		134	
306 BELGIUM		54		54	
327 FRANCE		18		1459	
347 JAPAN		196		453	
354 NETHRLNDS				10	
359 NORWAY		125		1463	
375 SWEDEN		467		1414	
376 SWITZRLND		622		622	
400 U STATES		1151		5217	
		4144		14058	
WINDOW SASH OF WOOD					4155
400 U STATES		1943		2540	
		1943		2540	
WOOD BOXES CRATES AND SHOOKS					4156
100 U KINGDOM		155		155	
400 U STATES		13246		21417	
		13401		21572	
MANUFACTURES OF WOOD N O P					4157
100 U KINGDOM		7151		9499	
216 PAKISTAN		178		178	
231 HONG KONG		293		374	
306 BELGIUM		982		3441	
313 CHINA		50		50	
317 CZECHO S		668		753	
327 FRANCE		56		1284	
335 GERMANY		1621		3286	
344 ITALY				58	
347 JAPAN		5123		5759	
354 NETHRLNDS				68	
359 NORWAY		2252		2312	
375 SWEDEN				1449	
376 SWITZRLND		192		210	
400 U STATES		114812		255998	
		133378		284719	
BOWLS TRAYS AND DISHES OF WOOD					4158
231 HONG KONG		12		12	
327 FRANCE		333		744	
335 GERMANY		404		404	
400 U STATES		53		139	
		802		1299	
CARD STOCK BRISTOL BOARD	LB				4161
400 U STATES	28809	6338	29715	6508	
	28809	6338	29715	6508	
CHIPBOARD NEWS BOARD	LB				4162
400 U STATES	5680	292	6630	455	
	5680	292	6630	455	
LEATHER BOARD LEATHEROID MFRS	LB				4163
100 U KINGDOM	2260	262	2260	262	
400 U STATES	10476	13926	17555	22448	
	12736	14188	19815	22710	
MILLBOARD AND BINDERS BOARD	LB				4164
400 U STATES	828272	61795	1481918	111059	
	828272	61795	1481918	111059	
PULPBOARD FOR MFR OF WALLBOARD	LB				4165
400 U STATES	1258660	56322	2923095	129311	
	1258660	56322	2923095	129311	
PULPBOARD TO WRAP ROLLS PAPER	LB				4166
STRAWBOARD	LB				4167
400 U STATES	1335	100	1335	100	
	1335	100	1335	100	
TEST BOARD FOR CONTAINERS	LB				4168
WALLBOARD BUILDING BOARD	LB				4169
100 U KINGDOM			319	157	
400 U STATES	2539092	54231	4748865	135505	
	2539092	54231	4749184	135662	
PULPBOARD OTHER FIBREBOARD NOP	LB				4170
100 U KINGDOM	168	67	2391	724	
400 U STATES	274098	36816	635516	86194	
	274266	36883	637907	86918	
ELECTRIC INSULATING PRESSBOARD	LB				4171
100 U KINGDOM	468	110	4746	1065	
400 U STATES	69920	17455	133586	32474	
	70388	17565	138332	33539	
FELTBOARD ROOF FELT NOT COATED	LB				4172
400 U STATES	600640	19896	600640	19896	
	600640	19896	600640	19896	
PRESSBOARD N O P	LB				4173
100 U KINGDOM	1074	180	1074	180	
400 U STATES	89150	20211	239687	51938	
	90224	20391	240761	52118	

Articles and Countries from which Imported	MONTH OF FEBRUARY 1950		TWO MONTHS ENDED FEBRUARY 1950		Class Number
	Quantities	Values (\$)	Quantities	Values (\$)	
SHOEBOARDS 400 U STATES	LB 41013	14074	59116	21239	4174
	41013	14074	59116	21239	
PAPERBOARD FOR SHOEBOARDS 400 U STATES	LB 55982	8616	91223	13977	4175
	55982	8616	91223	13977	
ENAMELLED PAPER	LB				4178
CARBON PAPER 100 U KINGDOM 400 U STATES	LB 1519 11769	2289 12840	4872 35708	6299 33802	4179
	13288	15129	40580	40101	
ROTOGRAVURE PRINTING PAPER	LB				4180
BOOK PAPER FOR PERIODICALS 400 U STATES	LB 135896	10454	242813	18484	4181
	135896	10454	242813	18484	
BOOK PRINTING LITHO PAPER N O P 100 U KINGDOM 400 U STATES	LB 750 136139	182 19890	750 226696	182 34628	4182
	136889	20072	227446	34810	
BOOK PRINTING PAPER COATED N O P 100 U KINGDOM 400 U STATES	LB 1012 4957	227 2585	1012 10779	227 5078	4183
	5969	2812	11791	5305	
COATED PAPERS FOR PERIODICALS	LB				4184
COVER PAPERS NOT PASTED COATED 400 U STATES	LB 12544	3344	37203	9120	4185
	12544	3344	37203	9120	
COVER PAPERS PASTED COATED 400 U STATES	LB 60635	11221	179437	36992	4186
	60635	11221	179437	36992	
SURFACE COATED PAPER N O P 100 U KINGDOM 306 BELGIUM 400 U STATES	LB 1965 44662	1245 21542	5224 132762	2501 54134	4187
	46627	22787	138546	56866	
NEWSPRINT PAPER	LB				4188
WAXED PAPER IN PACKAGE FORM 400 U STATES	LB 300	66	300	66	4189
	300	66	300	66	
WAXED PAPER FOR WRAPPING N O P 400 U STATES	LB 919	344	3404	1242	4190
	919	344	3404	1242	
GREASEPROOF AND GLASSINE PAPER 400 U STATES	LB 107292	26370	211006	52760	4191
	107292	26370	211006	52760	
TISSUE WRAPPING PAPER 400 U STATES	LB 200	54	11994	2300	4192
	200	54	11994	2300	
VEGETABLE PARCHMENT PAPER 400 U STATES	LB 20423	5797	141173	39703	4193
	20423	5797	141173	39703	
WAXED PAPER N O P	LB				4194
WRAPPING PAPER KRAFT 400 U STATES	LB 14916	1566	14916	1566	4195
	14916	1566	14916	1566	
WRAPPING PAPER OILED COATED 400 U STATES	LB 3082	954	3582	1059	4196
	3082	954	3582	1059	
WRAPPING PAPER ALL KINDS N O P 100 U KINGDOM 327 FRANCE 400 U STATES	LB 5279	1085	2688 400 9356	780 186 2023	4197
	5279	1085	12444	2989	
DUPLEX BACKING PAPER 400 U STATES	LB 70741	27280	89807	37388	4198
	70741	27280	89807	37388	
IMITATION PARCHMENT WRAPPING WRAPPER SHEETS AND HEADS	LB				4199
BOND AND LEDGER PAPERS UNCUT 400 U STATES	LB 63925	12365	106664	21821	4201
	63925	12365	106664	21821	
ENVELOPES 100 U KINGDOM 400 U STATES	M 9 216	138 1636	38 499	578 3081	4202
	225	1774	537	3659	
ONION SKIN AND MANIFOLD PAPER 100 U KINGDOM 400 U STATES	LB 5791	1679	13715	2548	4203
	12892	12640	33706	27276	
	18683	14319	47421	29824	
BOXED PAPER AND PAPETERIES 100 U KINGDDM 327 FRANCE 400 U STATES	LB 127 150	80 85	448 178	228 137	4204
	5097	2524	6370	3775	
	5374	2689	6996	4140	
HAND MADE PAPER 40 C OR OVER 100 U KINGDOM	LB		574	410	4205
			574	410	

IMPORTS INTO CANADA FOR CONSUMPTION

Articles and Countries from which Imported	MONTH OF FEBRUARY 1950		TWO MONTHS ENDED FEBRUARY 1950		Class Number
	Quantities	Values (\$)	Quantities	Values (\$)	
WASTE PAPER					
400 U STATES	CWT				4209
	68315	71915	117006	123560	
	68315	71915	117006	123560	
ELECTRIC CABLE INSULATG PAPER					
400 U STATES	LB				4210
	205553	88992	343439	152553	
	205553	88992	343439	152553	
PHOTOGRAPHERS PAPERS					
100 U KINGDOM		2792		4774	4211
306 BELGIUM		3237		4598	
347 JAPAN		74		74	
400 U STATES		109375		156719	
		115478		166165	
BLOTTING PAPER NOT PRINTED					
400 U STATES	LB				4212
	12562	4250	32641	10992	
	12562	4250	32641	10992	
CIGARETTE PAPER UNGUMMEO					
400 U STATES	LB				4213
	91560	51837	170627	99024	
	91560	51837	170627	99024	
CIGARETTE PAPER GUMMEO ROLLS					
	LB				4214
CIGARETTE PAPERS IN PACKETS					
327 FRANCE	M				4215
	288	3478	608	7538	
	288	3478	608	7538	
CREPE PAPER DECORATIVE ROLLS					
400 U STATES	LB				4216
	1118	438	13376	5292	
	1118	438	13376	5292	
GUMMED PAPER					
100 U KINGDOM	LB				4217
400 U STATES					
	9344	1703	17948	3380	
	52973	23701	102360	41466	
	62317	25404	120308	44846	
HANGINGS OR WALL PAPER					
100 U KINGDOM	LB				4218
400 U STATES					
	5175	824	11646	2834	
	9708	6093	34418	15041	
	14883	6917	46064	17873	
PAPER FOR SHOT SHELLS GUN WADS					
100 U KINGDOM	LB				4219
400 U STATES					
			601	513	
	3702	1135	43474	8898	
	3702	1135	44075	9411	
PAPIERMACHE WARE N O P					
400 U STATES	LB				4220
			66	22	
			66	22	
PAPER FOR PLAYER PIANO ROLLS					
	LB				4221
PAPER DECALCOMANIA					
100 U KINGDOM	LB				4222
400 U STATES					
	8960	1970	11521	2777	
	5306	1923	10501	4805	
	14266	3893	22022	7582	
PAPER MATRIX FOR PRINTING					
400 U STATES	LB				4223
	54599	18193	133299	42589	
	54599	18193	133299	42589	
PAPER MATTING FOR MFRS					
400 U STATES	LB				4224
	14491	6417	31822	14009	
	14491	6417	31822	14009	
PAPER PHOTO BARYTA COATED					
400 U STATES	LB				4225
	80394	34180	115904	49464	
	80394	34180	115904	49464	
SHINGLES OF PAPER OR FELT					
	LB				4226
ROOFING SHEATHING PAPER PREPRO					
100 U KINGDOM	LB				4227
400 U STATES					
	13532	1261	13532	1261	
	100477	7836	404288	39363	
	114009	9097	417820	40624	
TISSUE PAPER N O P					
400 U STATES	LB				4228
	48486	5609	63150	8685	
	48486	5609	63150	8685	
TOILET PAPER					
400 U STATES	LB				4229
	2372	379	34127	4832	
	2372	379	34127	4832	
TOWELS AND NAPKINS PLAIN					
400 U STATES	LB				4230
	5304	1342	33841	26187	
	5304	1342	33841	26187	
WAXED STENCIL PAPER					
100 U KINGDOM	LB				4231
400 U STATES					
	29910	22171	58320	46590	
	1940	4035	8652	12161	
	31850	26206	66972	58751	
ALL KINDS OF PAPER N O P					
100 U KINGDOM	LB				4232
313 CHINA					
400 U STATES					
	3623	1211	40807	5993	
	478805	100959	601199	130022	
	482428	102170	642187	136553	
TISSUE PAPER FOR STENCILS					
400 U STATES	LB				4233
	1923	566	1923	566	
	1923	566	1923	566	
FACIAL TISSUES HANDKERCHIEFS					
400 U STATES	LB				4234
	466907	75521	1057919	169416	
	466907	75521	1057919	169416	
PAPER NAPKINS N O P					
100 U KINGDOM	LB				4235
400 U STATES					
	2062	745	3266	1226	
	8171	3136	36318	8333	
	10233	3881	39584	9559	
CARBONIZING TISSUE PAPER					
100 U KINGDOM	LB				4236
400 U STATES					
	23712	12080	49321	26407	
	8260	2198	24426	7478	
	31972	14278	73747	33885	
CABLE INSULATING PAPER N O P					
400 U STATES	LB				4237
	1708	494	3457	1018	
	1708	494	3457	1018	

IMPORTS INTO CANADA FOR CONSUMPTION

Articles and Countries from which Imported	MONTH OF FEBRUARY 1950		TWO MONTHS ENDED FEBRUARY 1950		Class Number
	Quantities	Values (\$)	Quantities	Values (\$)	
CASH REGISTER PAPER 400 U STATES	LB 112	36	2288	432	4238
FILTER PAPER 400 U STATES	LB 54312	56041	91918	94338	4239
TABULATING PAPER AND STOCK 400 U STATES	LB 470168	51293	826301	91164	4240
BAGS AND SACKS OF PAPER 100 U KINGDOM 400 U STATES	LB 96 25004	58 2116	7146 90082	1514 11614	4241
PAPER PROTECTORS FOR PLANTS 400 U STATES		25100	2174	97228	4242
CONTAINERS PAPERBOARD N O P 100 U KINGDOM 327 FRANCE 400 U STATES	LB 639 90 138279	302 601 40589	759 698 273921	434 1001 77370	4243
MILK BOTTLE CAPS OF PAPER 400 U STATES		139008	41492	275378	4244
PAPER TUBES AND CONES FOR YARN 100 U KINGDOM 400 U STATES	LB 13571	5238	4199 30981	1052 12112	4245
PAPER PATTERNS BOOT AND SHOE 400 U STATES		13571	5238	35180	4246
POCKET SPUTUM CUPS AND REFILLS			4070	9589	4247
TWINE YARN PAPER FOR FURNITURE 400 U STATES	LB 285	44	833	157	4248
WINDOW BLINDS OF PAPER 400 U STATES		285	44	833	4251
MANUFACTURES OF PAPER N O P 100 U KINGDOM 231 HONG KONG 317 CZECHO S 327 FRANCE 335 GERMANY 347 JAPAN 375 SWEDEN 400 U STATES		282 282	282 282	282 282	4252
PAPER CORES 400 U STATES	LB 140031	10465	282138	20358	4253
PAPER CUPS DISHES TABLEWARE 100 U KINGDOM 400 U STATES		140031	10465	282138	4254
PAPER DOILIES AND LACE PAPER 100 U KINGDOM 400 U STATES	LB 11963	5873	17073	8688	4255
PAPER NOVELTIES FLOWERS GAMES 100 U KINGDOM 317 CZECHO S 347 JAPAN 400 U STATES		24389 36352	9855 15728	53157 70230	4256
PAPER PATTERNS N O P 400 U STATES				20263 28951	4257
SHIPPING CONTAINERS 400 U STATES	LB 358914	35861	818530	90995	4258
TRAYS FOR PACKAGING APPLES 400 U STATES	LB 8688	1455	11488	1766	4259
ARTISTS PROOF ETCHINGS 327 FRANCE 400 U STATES		8688	1455	11488	4261
ADMIRALTY CHARTS MANUSCRIPTS 100 U KINGDOM 327 FRANCE 400 U STATES				35 179 214	4262
BLUEPRINTS N O P AND HYDRO PLANS 100 U KINGDOM 327 FRANCE 400 U STATES				70 375 445	4263
MUSIC FOR MECHANICAL PIANOS 400 U STATES				864 14 1765	4264
MUSIC PRINTED 100 U KINGDOM 306 BELGIUM				625 2643	4265

IMPORTS INTO CANADA FOR CONSUMPTION

Articles and Countries from which Imported	MONTH OF FEBRUARY 1950		TWO MONTHS ENDED FEBRUARY 1950		Class Number
	Quantities	Values (\$)	Quantities	Values (\$)	
327 FRANCE		158		1360	
376 SWITZRLND				283	
400 U STATES		35992		65939	
NEWSPAPERS OR COMIC SECTIONS		38107		71618	4266
400 U STATES		16674		40893	
MAGAZINES NEWSPAPERS UNBOUND		16674		40893	4267
100 U KINGDOM		2556		4265	
327 FRANCE		2303		3958	
400 U STATES		1101183		2333319	
PHOTOGRAPHS NEWS ILLUSTRATION		1106042		2341542	4268
100 U KINGDOM		15		15	
400 U STATES		5665		13027	
PHOTOGRAPHS CHROMOB N D P		5680		13042	4269
100 U KINGDOM		5601		13817	
231 HONG KONG		23		171	
327 FRANCE		57		170	
352 MEXICO		127		127	
354 NETHRLNDS				548	
376 SWITZRLND		204		521	
400 U STATES		128225		214801	
TRANSFERS FOR CHINAWARE		134237		230155	4270
100 U KINGDOM		81		81	
400 U STATES		1212		3893	
PHOTOGRAPHS FOR REPRODUCTION		1293		3974	4271
100 U KINGDOM		186		186	
400 U STATES		13405		26834	
PAPER FOR DUPLICATING MACHINES		13591		27020	4290
400 U STATES	LB	1731	2281	3169	
		1731	2281	3169	
ADVERTISING AND PRINTED MATTER	LB	19408	40881	42151	4291
100 U KINGDOM		23724			
231 HONG KONG		100	100	70	
234 AUSTRALIA		285	315	162	
306 BELGIUM			115	141	
327 FRANCE		3614	5592	3481	
335 GERMANY		28	107	99	
344 ITALY		99	199	105	
354 NETHRLNDS		66	740	554	
366 PORTUGAL			20	47	
375 SWEDEN		1403	2163	1413	
376 SWITZRLND		2613	2959	3342	
400 U STATES		325675	805557	719239	
BANK NOTES PRINTED MATTER MOP		353291	888748	770804	4292
100 U KINGDOM		2972		5998	
231 HONG KONG				152	
234 AUSTRALIA		115		115	
327 FRANCE				120	
335 GERMANY		408		455	
376 SWITZRLND		463		667	
380 USSR				271	
381 ALASKA		275		275	
400 U STATES		78342		171469	
CARDS FOR PLAYING	PACK	82575		179522	4293
400 U STATES		47962	69282	16586	
HAND MADE DRAWINGS OR DESIGNS		47962	69282	16586	4294
400 U STATES		11275		23755	
LABELS TAGS TICKETS		11275		23755	4295
100 U KINGDOM		772		1566	
366 PORTUGAL				55	
400 U STATES		8539		19960	
PICTORIAL PDBT CARDS FOLDERS	LB	9311		21581	4296
100 U KINGDOM		826	1827	2049	
400 U STATES		13937	25294	33261	
BIBLES PRAYER BDOKS HYMN BOOKS		14763	27121	35310	4301
100 U KINGDOM		12523		31250	
234 AUSTRALIA				110	
304 ARGENTINA		10		10	
306 BELGIUM		12876		27659	
317 CZECHO S		719		1101	
327 FRANCE		7454		19114	
335 GERMANY		509		1406	
344 ITALY		439		23140	
354 NETHRLNDS				910	
360 ISRAEL				400	
376 SWITZRLND		14		821	
400 U STATES		115253		248622	
BLANK BOOKS RULED OR PLAIN		149797		354543	4302
100 U KINGDOM				505	
400 U STATES		313		739	
BOOKS OVER 12 YEARS OLD		313		1244	4303
100 U KINGDOM				717	

IMPORTS INTO CANADA FOR CONSUMPTION

Articles and Countries from which Imported	MONTH OF FEBRUARY 1950		TWO MONTHS ENDED FEBRUARY 1950		Class Number
	Quantities	Values (\$)	Quantities	Values (\$)	
400 U STATES		373		590	
TEXT BOOKS FOR SCHOOLS COLLEGE		373		1307	4305
100 U KINGDOM		15375		36952	
234 AUSTRALIA		140		140	
306 BELGIUM		118		1439	
318 DENMARK				100	
327 FRANCE		6669		11028	
335 GERMANY		56		56	
341 ICELAND		500		500	
344 ITALY		16		1934	
354 NETHRLNDS				47	
376 SWITZRLND		153		168	
400 U STATES		157957		332619	
BOOKS NOVELS FICTION		180984		384983	4306
100 U KINGDOM				345	
400 U STATES		67989		78655	
BOOKS SCIENCE FOR LIBRARIES		67989		79000	4307
100 U KINGDOM		8152		16086	
234 AUSTRALIA		25		25	
306 BELGIUM		67		480	
327 FRANCE		2156		5654	
335 GERMANY		152		152	
354 NETHRLNDS		200		200	
375 SWEDEN		10		35	
376 SWITZRLND		944		944	
400 U STATES		182586		337310	
BOOKS GOVERNMENT ASSOCIATION		194292		360886	4308
100 U KINGDOM		755		4493	
327 FRANCE		1497		1864	
400 U STATES		4034		7190	
FREIGHT RATES FOR RAILWAYS		6286		13547	4309
100 U KINGDOM		64		83	
400 U STATES		1811		3628	
BOOKS PRINTED PERIODICALS MOP		1875		3711	4310
100 U KINGDOM		47966		93902	
231 HONG KONG				36	
234 AUSTRALIA		56		71	
327 FRANCE		33		429	
354 NETHRLNDS				385	
380 USSR		140		1687	
400 U STATES		423620		801660	
BOOKS FOREIGN LANGUAGE		471815		898170	4311
100 U KINGDOM		29		29	
231 HONG KONG				116	
306 BELGIUM		140		1862	
326 FINLAND				96	
327 FRANCE		36267		81301	
335 GERMANY		80		155	
340 HUNGARY		44		44	
344 ITALY		69		69	
352 MEXICO				63	
359 NORWAY		10		10	
375 SWEDEN		85		234	
376 SWITZRLND		1210		2510	
380 USSR		131		131	
400 U STATES		16854		29843	
		54919		116463	

IMPORTS INTO CANADA FOR CONSUMPTION

Articles and Countries from which Imported	MONTH OF FEBRUARY 1950		TWO MONTHS ENDED FEBRUARY 1950		Class Number
	Quantities	Values (\$)	Quantities	Values (\$)	
<u>GROUP 5</u>					
<u>IRON AND ITS PRODUCTS</u>					
IRON ORE	TON				5001
100 U KINGDOM			11	643	
400 U STATES	935	7902	10802	53263	
	935	7902	10813	53906	
FERRO TUNGSTEN	CWT				5010
PIG IRON FOR AGRIC IMPLEMENTS	TON				5011
PIG IRON N O P	TON				5012
100 U KINGDOM			56	2511	
400 U STATES	172	9185	172	9185	
	172	9185	228	11696	
FERRO MANG UNDER	CWT				5013
1 PC SILICON					
400 U STATES	207	5170	207	5170	
	207	5170	207	5170	
SILICO MANG OVER	CWT				5014
1 PC SILICON					
400 U STATES	35	308	35	308	
	35	308	35	308	
FERRO SILICON	CWT				5015
400 U STATES	163	5656	1183	11229	
	163	5656	1183	11229	
ALLOYS N O P FOR MFR OF STEEL	CWT				5018
100 U KINGDOM			578	8830	
400 U STATES	2150	51361	2755	99173	
	2150	51361	3333	108003	
BILLETS BESSEMER FOR TUBES	TON				5019
INGOTS COGGED BLOOMS SLABS NOP	TON				5020
400 U STATES	2	148	7	1857	
	2	148	7	1857	
INGOTS NOT LESS THAN 3 CTS LB	TON				5021
400 U STATES	3	227	4	1064	
	3	227	4	1064	
INGOTS FOR FORGINGS INGOTS NOP	TON				5022
400 U STATES	267	25477	281	26533	
	267	25477	281	26533	
SPONGE IRON	TON				5024
CAST SCRAP	TON				5031
100 U KINGDOM			2	32	
335 GERMANY	3360	99450	3360	99450	
400 U STATES	1247	26183	5085	110844	
	4607	125633	8447	210326	
WROUGHT SCRAP	TON				5032
400 U STATES	653	12067	824	16099	
	653	12067	824	16099	
TIN PLATE SCRAP	TON				5033
400 U STATES	81	1840	81	1840	
	81	1840	81	1840	
AXLES FOR RAILWAY VEHICLES					5041
400 U STATES		4065		10654	
		4065		10654	
AXLES FOR VEHICLES N O P					5042
100 U KINGDOM		40		40	
400 U STATES		2036		10577	
		2076		10617	
AXLES N O P					5043
400 U STATES		9838		13297	
		9838		13297	
CASTINGS FOR AGRIC IMPLEMENTS					5044
400 U STATES		114121		203092	
		114121		203092	
INGOT MOULDS FOR STEEL					5045
400 U STATES		62316		135107	
		62316		135107	
MOULDS N O P					5046
400 U STATES		4221		13496	
		4221		13496	
CASTINGS MALLEABLE N O P	CWT				5047
100 U KINGDOM			5	167	
400 U STATES	2133	38706	3858	69840	
	2133	38706	3863	70007	
CASTINGS NON MALLEABLE N O P	CWT				5048
100 U KINGDOM			8	144	
400 U STATES	8813	45090	14923	77710	
	8813	45090	14931	77854	
CASTINGS OF STEEL N O P	CWT				5049
100 U KINGDOM			7	83	
359 NORWAY	965	9075	965	9075	
400 U STATES	962	20552	1340	30959	
	1927	29627	2312	40117	
FORGINGS N O P					5050
100 U KINGDOM		1969		10157	
400 U STATES		27729		72630	
		29698		82787	
FORGINGS HOLLOW AND 20 TONS					5051
100 U KINGDOM		8010		22496	
400 U STATES		14129		18984	
		22139		41480	
PISTON RING CASTINGS ROUGH					5052
400 U STATES		7446		20392	
		7446		20392	

IMPORTS INTO CANADA FOR CONSUMPTION

Articles and Countries from which Imported	MONTH OF FEBRUARY 1950		TWO MONTHS ENDED FEBRUARY 1950		Class Number
	Quantities	Values (\$)	Quantities	Values (\$)	
CASTINGS FOR RAILWAY VEHICLES 400 U STATES		98160		410470	5054
		98160		410470	
TIRES STEEL ROUGH RAILWAY 400 U STATES	CWT 301	1923	5339	35553	5055
	301	1923	5339	35553	
FORGINGS FOR SURGICAL INSTR					5056
STEEL WHEELS FOR RAILWAYS 100 U KINGDOM 400 U STATES		5346 7513		28300 23099	5057
		12859		51399	
FORGED GOLF CLUB HEADS 400 U STATES		3596		7974	5058
		3596		7974	
SEMI FINISHED PISTON CASTINGS 400 U STATES		4689		7267	5059
		4689		7267	
BARS BILLETS HOT ROLLED N O P 100 U KINGDOM 306 BELGIUM 400 U STATES	CWT 117 382 499	443 755 1198	167 299 382 848	628 1031 755 2414	5071
BARS BILLETS COLD ROLLED N O P 100 U KINGDOM 400 U STATES	CWT 99 5087 5186	2793 48280 51073	310 12544 12854	5935 113456 119391	5072
BARS BILLETS H R 4CTS AND OVER 100 U KINGDOM 306 BELGIUM 400 U STATES	CWT 3163 33921 37084	43208 232092 275300	7293 296 73185 80774	83218 1238 461023 545479	5073
BARS BILLETS HAMMERED N O P 400 U STATES	CWT 80 80	3383 3383	210 210	9339 9339	5074
BARS HOT ROLLED FOR SHAFTING	CWT				5075
BARS SHEETS STRIP FOR SHOVELS	CWT				5076
BARS RODS FOR AGRIC IMPLEMENTS 400 U STATES	CWT 23036 23036	138665 138665	33188 33188	194332 194332	5077
RAILWAY RAILS N O P 400 U STATES	TON 86 86	6599 6599	239 239	19800 19800	5078
STEEL GROOVED TRAMWAY RAILS	TON				5079
SHAPES FOR HINGES	CWT				5080
BARS HOT R ROUNDS AND SQUARES 100 U KINGDOM 400 U STATES	CWT 152 547 699	1072 4988 6060	528 2163 2691	2744 18834 21578	5081
RODS FOR HORSESHOE NAILS	CWT				5101
RODS FOR MANUFACTURE OF CHAIN	CWT				5102
RODS NOT OVER 375 IN FOR WIRE 327 FRANCE 335 GERMANY 400 U STATES	CWT 1995 692 2687	6126 3866 9992	1995 1091 2230 5316	6126 4187 13244 23557	5103
WELDING RODS OF ALL KINDS 100 U KINGDOM 400 U STATES	CWT 4174 4174	75638 75638	6 8306 8312	69 154792 154861	5104
BLANKS FOR MILLING CUTTERS 400 U STATES	CWT 85 85	3112 3112	85 85	3112 3112	5111
STRIP HOT R 080 INCH OR LESS 100 U KINGDOM 400 U STATES	CWT 341 518 859	1572 2264 3836	4114 841 4955	17661 3863 21524	5112
STRIP HOT R OVER 080 INCH 100 U KINGDOM 306 BELGIUM 400 U STATES	CWT 234 562 796	1026 2518 3544	4108 1359 2936 8403	17299 5870 13562 36731	5113
STRIP COLD R 080 INCH OR LESS 100 U KINGDOM 375 SWEDEN 400 U STATES	CWT 363 16580 16943	13500 148973 162473	154 657 31039 31850	844 25571 273313 299728	5114
STRIP COLD R OVER 080 INCH 400 U STATES	CWT 1699 1699	14443 14443	3015 3015	28080 28080	5115
STRIP HOT R FOR COLD ROLLING 400 U STATES	CWT 2488 2488	11116 11116	4389 4389	20105 20105	5116
STRIP FOR MANUFACTURE OF MATS	CWT				5117
STRIP COLD ROLLED FOR DOORS	CWT				5118
HOOP TAG METAL FOR LACES					5119

IMPORTS INTO CANADA FOR CONSUMPTION

Articles and Countries from which Imported	MONTH OF FEBRUARY 1950		TWO MONTHS ENDED FEBRUARY 1950		Class Number
	Quantities	Values (\$)	Quantities	Values (\$)	
HOOP STEEL FOR COOPERAGE 100 U KINGDOM 400 U STATES	CWT 1650	11128	615 3400	4556 22858	5120
PLATES 66 INCHES WIDE OR LESS 400 U STATES	CWT 1531	6952	5426	23507	5121
PLATES OVER 66 INS LESS 78 INS 100 U KINGDOM 400 U STATES	CWT 5302 1186 6488	19197 5798 24995	20129 5300 25429	68982 23334 92316	5122
PLATES FLANGED CURVED N O P 400 U STATES	CWT 1355	17687	4347	54063	5123
PLATES FOR BOILERS DIGESTERS 400 U STATES	CWT 4077	25880	13466	81214	5124
PLATES STEEL CHEQUER SURFACE 100 U KINGDOM 400 U STATES	CWT 2076 3556 5632	8968 18829 27797	2076 11880 13956	8968 62131 71099	5125
SHEETS OVER 080 INCH THICK N O P 400 U STATES	CWT 16834	80869	38690	197667	5126
SHEETS 080 INCH OR LESS N O P 100 U KINGDOM 400 U STATES	CWT 8231 42467 50698	36231 234532 270763	15181 109523 124704	66143 613649 679792	5127
SHEET OR STRIP FOR TIN PLATE 400 U STATES	CWT		1088	6878	5128
SHEETS FOR MFR DF HOLLOW WARE 100 U KINGDOM 400 U STATES	CWT 1830 8807 10637	8239 50590 58829	2474 19401 81875	11138 113497 124635	5129
SHEETS BLUE FOR HEATING APP 400 U STATES	CWT		815	4551	5130
SHEETS 075 SILICON FOR ELEC APP 100 U KINGDOM 400 U STATES	CWT 532 35618 36150	3959 399745 403704	2975 70520 73495	25712 774963 800675	5131
SHEETS 50 PER POUND OR OVER 100 U KINGDOM 400 U STATES	CWT 82 41647 41729	1627 296395 298022	82 96961 97043	1627 673349 674976	5132
SHEETS RUST PROOF OVER 5 CT8 100 U KINGDOM 375 SWEDEN 400 U STATES	CWT 865 1 11125 11991	42473 68 430110 472651	1857 1 19890 21748	81153 68 762553 843774	5133
SHEETS CORRUGATED AND PEBBLEO 100 U KINGDOM 400 U STATES	CWT 43 7375 7418	277 46927 47204	399 12848 13247	1981 84310 86291	5134
SHEETS COATED WITH PAINT TAR 100 U KINGDOM 400 U STATES	CWT 12921	131035	300 26625	1697 270552	5135
SHEETS COATED WITH ENAMEL	CWT	131035	26925	272249	5136
SHEETS COATED WITH TIN 100 U KINGDOM 400 U STATES	CWT 203 1400 1603	2464 9875 12339	236 2682 2918	2920 19375 22295	5137
SHEETS COATED WITH METAL N O P 335 GERMANY 400 U STATES	CWT 325 813 1138	3841 16256 20097	325 1225 1550	3841 28723 32564	5139
SHEETS COATED WITH ZINC N O P 100 U KINGDOM 400 U STATES	CWT 13049 24031 37080	82991 186685 269676	17770 51904 69674	115639 410430 526089	5140
SHEETS FOR COATING WITH METALS	CWT				5141
SHEETS SHAPED FOR AGRIC IMPL 400 U STATES	CWT 3690	41772	10842	123932	5142
SHEETS FOR MFR BUCKLE CLASPS 400 U STATES	CWT 860	7539	2631	21537	5143
SHEETS COLD ROLLED FOR HINGERS 400 U STATES	CWT 958	7025	3834	27059	5144
SHEETS FOR MFR DF SADDLERY 400 U STATES	CWT		47	281	5145
SHEETS TEMPERED FOR SAWS 375 SWEDEN 400 U STATES	CWT 57 168 225	3688 8664 12352	57 244 301	3688 12470 16158	5146
SHEETS NOT TEMPERED FOR SAWS 100 U KINGDOM 400 U STATES	CWT 3567	93848	120 5082	1453 130179	5147
		93848	5202	131632	

IMPORTS INTO CANADA FOR CONSUMPTION

Articles and Countries from which Imported	MONTH OF FEBRUARY 1950		TWO MONTHS ENDED FEBRUARY 1950		Class Number
	Quantities	Values (\$)	Quantities	Values (\$)	
SHEETS COLD ROLLED FOR PIPE 400 U STATES	CWT 21126	119402	34327	185419	5148
	21126	119402	34327	185419	
SKELP 14 INS OR LESS FOR PIPE 100 U KINGDOM 306 BELGIUM 400 U STATES	CWT 1170 12152 248097 261419	4093 40000 934186 978279	1170 12152 484789 498111	4093 40000 1845949 1890042	5149
SKELP OVER 14 INS FOR PIPE 400 U STATES	CWT 8093 8093	30624 30624	82899 82899	287795 287795	5150
HOT R STRIP FOR MOTOR VEHICLES 400 U STATES	CWT 21883 21883	112360 112360	68240 68240	348021 348021	5151
WROUGHT OR PUDDLED IRON BILLET	CWT				5152
HOOP STRIP BESSEMER FOR HINGES 400 U STATES	CWT 1502 1502	4951 4951	1577 1577	5376 5376	5153
PLATES 78 INCHES AND OVER 100 U KINGDOM 400 U STATES	CWT 1667 1667	7340 7340	498 8135 8633	2353 38550 40903	5154
PLATES HOT R FOR DISC WHEELS	CWT				5155
SHEETS COLD R FOR STAMPINGS	CWT				5156
SHEETS COATED LEAD AND TIN 400 U STATES	CWT 9319 9319	70166 70166	18485 18485	141548 141548	5157
ANGLES BEAMS 35 LBS OR OVER 100 U KINGDOM 306 BELGIUM 400 U STATES	CWT 4625 2208 216308 223141	16756 7903 917798 948457	7838 2208 416893 426939	29800 7903 1776012 1813715	5161
ANGLES BEAMS N O P 100 U KINGDOM 400 U STATES	CWT 29623 29623	178858 178858	1304 50404 51708	8014 303741 311755	5162
ANGLES DRILLED 400 U STATES	CWT 18 18	176 176	124 124	1804 1804	5163
BEAMS UNDER 5 1 HALF LB PER YD 400 U STATES	CWT 4754 4754	22198 22198	8299 8299	38679 38679	5164
MASTS ANGLES PLATES FOR SHIPS 400 U STATES	CWT 18211 18211	82025 82025	38829 38829	171753 171753	5165
SASH OR CASEMENT SECTIONS, 100 U KINGDOM 306 BELGIUM 400 U STATES	CWT 123 4536 4659	614 28494 29108	123 223 6643 6989	614 1169 42705 44488	5166
SHAPES 35 LBS PER YARD OR OVER 400 U STATES	CWT 2331 2331	12089 12089	9488 9488	46652 46652	5167
BILL SECTIONS FOR RAILWAY CARS	CWT				5168
PIPE CAST 5 CTS PER LB OR LESS 100 U KINGDOM	CWT 36859 36859	114639 114639	49757 49757	153216 153216	5181
PIPE CAST N O P 400 U STATES	CWT 419 419	8996 8996	618 618	15397 15397	5182
PIPE TUBES FOR BOILERS 100 U KINGDOM 400 U STATES		1185 59422 60607		1185 209639 210824	5183
PIPE BEDSTEAD BRASS TRIMMINGS					5184
PIPE WROUGHT 2 ONE HALF INCHES 100 U KINGDOM 400 U STATES		7171 7171		508 16503 17011	5185
PIPE SEAMLESS 5 CTS PER LB N O P 100 U KINGDOM 400 U STATES		12876 173379 186255		17434 325418 342852	5186
PIPE WROUGHT OVER 10 1 HALF IN 100 U KINGDOM 400 U STATES		599896 599896		68592 1035177 1103769	5187
PIPE WROUGHT LESS 10 1 HALF IN 100 U KINGDOM 306 BELGIUM 400 U STATES		25070 17 188538 213625		38397 17 359112 397526	5188
TUBES WROUGHT COATED HALF INCH 400 U STATES		2242 2242		14880 14880	5190
PIPE WROUGHT N O P 100 U KINGDOM 400 U STATES		27172 27172		1239 56831 58070	5191

Articles and Countries from which Imported	MONTH OF FEBRUARY 1950		TWO MONTHS ENDED FEBRUARY 1950		Class Number
	Quantities	Values (\$)	Quantities	Values (\$)	
PIPE FITTINGS COUPLINGS N O P 100 U KINGDOM 400 U STATES		164828		243 329886	5192
		164828		330129	
PIPE SEAMERS COLD DR POLISHED 100 U KINGDOM 400 U STATES				573 5663	5193
				6236	
TUBING STEEL FOR FISHING RODS 400 U STATES				1682 1682	5194
CASING GAS WATER DR DIL WELL 100 U KINGDOM 400 U STATES		44574 339232		46848 954827	5195
		383806		1001675	
PIPE FITTINGS WELDING TYPE 400 U STATES		36618		121824	5196
		36618		121824	
PIPE FOR WELDING TYPE FITTINGS 400 U STATES		34680		64869	5197
		34680		64869	
WIRE BARBED FENCING 100 U KINGDOM 400 U STATES	CWT 410 11 421	3409 128 3537	1010 11 1021	8040 128 8168	5201
WIRE FLAT QUARTER INCH DR LESS 400 U STATES	CWT 56 56	2854 2854	1098 1098	20698 20698	5203
WIRE ZINC COATED N O P 400 U STATES	CWT 1489 1489	21672 21672	2820 2820	47478 47478	5204
WIRE COATED NOP OR COVERED 100 U KINGDOM 400 U STATES	CWT 37 559 596	713 7694 8407	39 850 889	779 17469 18248	5205
WIRE ROPE FOR RIGGING SHIPS	CWT				5206
WIRE ROPE CABLE NOP IRON STEEL 100 U KINGDOM 400 U STATES	CWT 801 1649 2450	11831 47471 59302	1730 2287 4017	28197 64173 92370	5207
WIRE FOR UPHOLSTERY SPRINGS 400 U STATES	CWT 4369 4369	31045 31045	7414 7414	52675 52675	5208
WIRE FOR CORSET STEELS 100 U KINGDOM 400 U STATES	CWT 30 211 241	1098 7997 9095	61 710 771	2216 23507 25723	5209
WIRE FOR MFR OF WIRE ROPE 100 U KINGDOM 400 U STATES	CWT 9027 10353 19380	79520 118346 197866	16326 29315 45641	146515 341966 488481	5210
WIRE COMMERCIAL FISHING N O P					5211
WIRE FOR MFR CARD CLOTHING 400 U STATES	CWT 5 5	179 179	20 20	951 951	5212
WIRE ZINC COATED FOR FENCING	CWT				5213
WIRE OF IRON OR STEEL N O P 100 U KINGDOM 335 GERMANY 400 U STATES	CWT 116 6153 6269	3004 100039 103043	116 10 13780	3004 674 214204 217882	5214
WIRE FENCING NOT LESS 080 INCH 100 U KINGDOM 400 U STATES		1932		1932 2448	5215
		1932		4380	
WIRE FENCING WOVEN N O P 100 U KINGDOM 400 U STATES		10986 4870 15856		10986 7337 18323	5216
NETTING FOR FUR FARMS 100 U KINGDOM		5591		5591	5217
		5591		5591	
WIRE SCREENS DOORS WINDOWS 400 U STATES		40		553	5218
		40		553	
WIRE MESH IN ACETATE FILM 100 U KINGDOM 400 U STATES		2726 972 3698		6138 1644 7782	5219
WIRE CLOTH 100 U KINGDOM 400 U STATES		4667 15175 19842		4667 20636 25303	5220
WIRE NETTING 100 U KINGDOM 400 U STATES		4907 1111 6018		9622 20103 29725	5221
WIRE RUSTPROOF FOR FISHING 400 U STATES				83	5222
				83	

IMPORTS INTO CANADA FOR CONSUMPTION

Articles and Countries from which Imported	MONTH OF FEBRUARY 1950		TWO MONTHS ENDED FEBRUARY 1950		Class Number
	Quantities	Values (\$)	Quantities	Values (\$)	
CABLE CHAIN FOR SHIPS 400 U STATES	CWT 1642	8826	2083	11750	5231
	1642	8826	2083	11750	
COIL CHAIN 9 EIGHTHS AND OVER 100 U KINGDOM 366 PORTUGAL 400 U STATES	CWT 18 31 49	188 1151 1339	18 20 75	188 700 2324	5232
COIL CHAIN UNDER 9 EIGHTHS IN 100 U KINGDOM 400 U STATES	CWT 135 723 858	3403 13258 16661	244 932 1176	4874 18417 23291	5233
SPROCKET CHAIN FOR AGRIC IMPL 100 U KINGDOM 400 U STATES		104648 104648		3624 197932 201556	5234
SILENT CHAIN ROLLER CHAIN 100 U KINGDOM 400 U STATES		29558 24775 54333		37301 79551 116852	5235
CHAINS N O P 100 U KINGDOM 327 FRANCE 375 SWEDEN 400 U STATES		3273 10574 33665 47512		5402 116 10574 75387 91479	5236
DIESEL ENGINE PARTS N O P 100 U KINGDOM 376 SWITZRLND 400 U STATES		14057 355 389297 403709		27463 4181 631795 663439	5240
BOILERS AND PARTS N O P 100 U KINGDOM 400 U STATES		292 12785 13077		292 35368 35660	5241
AUTOMOBILE ENGINES AND PARTS 100 U KINGDOM 381 ALASKA 400 U STATES	NO 2150 2150	15737 1097865 1113602	2 3067 3069	23642 29 2024033 2047704	5242
ENGINES DIESEL SEMI DIESEL 100 U KINGDOM 234 AUSTRALIA 366 PORTUGAL 400 U STATES	NO 19 86 105	18805 253589 272394	35 10 1 184 230	31197 3006 7500 741770 783473	5243
ENGINES GAS MARINE AND PARTS 100 U KINGDOM 400 U STATES	NO 20 20	266 36214 36480	2 55 57	1106 73310 74416	5244
ENGINES MOTOR TRUCK AND PARTS 100 U KINGDOM 400 U STATES	NO 1352 1352	434896 434896	7 2269 2276	8044 743943 751987	5245
ENGINES FISHING BOAT AND PARTS 400 U STATES	NO 25 25	9200 9200	32 32	11666 11666	5246
PARTS OF AIRCRAFT ENGINES 100 U KINGDOM 234 AUSTRALIA 400 U STATES		298181 35715 333896		535619 1595 157669 694883	5248
OUTBOARD MOTORS AND PARTS 100 U KINGDOM 400 U STATES	NO 11 11	275 66732 67007	22 22	275 108363 108638	5250
ENGINES UP TO 1 AND 1 HALF HP 100 U KINGDOM 400 U STATES	NO 4 67 71	203 3915 4118	6 392 398	341 13602 13943	5251
ENGINES GAS N O P AND PARTS 100 U KINGDOM 335 GERMANY 400 U STATES	NO 1 2 1552 1555	2306 66 355166 357538	162 2 3429 3593	11926 66 827412 839404	5252
ENGINES STEAM N O P AND PARTS 100 U KINGDOM 400 U STATES	NO 1 35 36	1992 49698 51690	1 65 66	3507 191605 195112	5253
FIRE ENGINES MACHINES AND PTS 100 U KINGDOM 400 U STATES	NO 10 10	74 11700 11774	16 16	74 20450 20524	5254
LOCOMOTIVES RAILWAY N D P	NO				5255
LOCOMOTIVE CHASSIS TOPS WHEELS 100 U KINGDOM 400 U STATES		1846 103268 105114		25818 215197 241015	5256
LOCOMOTIVES SAWMILL MINING 100 U KINGDOM 400 U STATES	NO 10 10	164 75972 76136	14 14	354 149303 149657	5257
ENGINES AIRCRAFT UP TO 200 HP 100 U KINGDOM 400 U STATES	NO 6 3 9	8151 2423 10574	10 7 17	16181 7668 23849	5258

IMPORTS INTO CANADA FOR CONSUMPTION

Articles and Countries from which Imported	MONTH OF FEBRUARY 1950		TWO MONTHS ENDED FEBRUARY 1950		Class Number
	Quantities	Values (\$)	Quantities	Values (\$)	
ENGINES AIRCRAFT 201 TO 500 HP 100 U KINGDOM 400 U STATES	NO		2 1 3	4060 3481 7541	5259
ENGINES AIRCRAFT 501 TO 1000HP 400 U STATES	NO	2 1500 2 1500	2 2	1500 1500	5260
ENGINES AIRCRAFT OVER 1000 HP 100 U KINGDOM	NO	2 41002	11	237241	5261
CREAM SEPARATOR PARTS 375 SWEDEN 400 U STATES		122 26650 26772	11 11	2134 36692 38826	5290
CREAM SEPARATORS 100 U KINGDOM 375 SWEDEN 400 U STATES	NO	120 5751 35 492 49 4547 204 10790	120 107 67 294	5751 3934 10358 20043	5292
MILK CLARIFIERS AND PARTS 400 U STATES		50 50		862 862	5293
MILKING MACHINES AND PARTS 100 U KINGDOM 400 U STATES		107419 107419		309 212449 212758	5294
PASTEURIZERS DAIRY AND PARTS 100 U KINGDOM 400 U STATES	NO	1376 9915 11291	8 9 17	21679 21331 43010	5295
POWER DAIRY MACHINERY 100 U KINGDOM 376 SWITZRLND 400 U STATES		17 776 68847 69640		17 776 157365 158158	5296
FORKS PRONGED 400 U STATES	DOZ		1 1	33 33	5301
HARVESTERS AND PARTS 400 U STATES	NO	66 134768 66 134768	67 67	218632 218632	5302
HAY LOADERS AND PARTS 400 U STATES	NO	95 22884 95 22884	96 96	30947 30947	5303
HAY TEDDERS AND PARTS 400 U STATES	NO	40 40		388 388	5304
MOWING MACHINES AND PARTS 100 U KINGDDM 400 U STATES	NO	1 238 177 76227 178 76465	1 404 405	238 190079 190317	5305
POTATO DIGGERS PLANTERS PARTS 400 U STATES	NO	152 48498 152 48498	318 318	85837 85837	5306
RAKES HORSE OR POWER AND PARTS 400 U STATES	NO	104 58324 104 58324	301 301	146878 146878	5307
RAKES N O P 347 JAPAN 400 U STATES	DOZ	192 188 46 603 238 791	425 89 514	498 1184 1682	5308
REAPERS AND PARTS SCYTHES 100 U KINGDOM 400 U STATES	NO DOZ	100 771 19 319 119 1090	100 19 119	771 319 1090	5309 5310
SICKLES OR REAPING HOOKS 400 U STATES	DOZ	125 418 125 418	135 135	543 543	5311
CULTIVATORS BCUFFLERS AND PTS 100 U KINGDDM 400 U STATES		6301 237407 243708		7091 445254 452345	5321
DRILLS SEED SEEDERS AND PARTS 100 U KINGDDM 400 U STATES		163279 163279		1297 444227 445524	5322
HARROWS DISC AND PARTS 100 U KINGDOM 400 U STATES		126591 126591		159 255919 256078	5323
HARROWS AND PARTS N D P 400 U STATES		77625 77625		112416 112416	5324
HDES 400 U STATES	DOZ	16 152 16 152	17 17	183 183	5325
PLOUGHS DISC AND PARTS 400 U STATES		331230 331230		907441 807441	5326
PLOUGHS AND PARTS N O P 100 U KINGDOM 400 U STATES		25398 432491 457889		32435 638286 670721	5327

IMPORTS INTO CANADA FOR CONSUMPTION

Articles and Countries from which Imported	MONTH OF FEBRUARY 1950		TWO MONTHS ENDED FEBRUARY 1950		Class Number
	Quantities	Values (\$)	Quantities	Values (\$)	
ROLLERS FARM OR LAWN AND PARTS 400 U STATES	NO 30 30	415 415	180 180	2436 2436	5328
FANNING MILL PEAVINERS AND PTS 400 U STATES	NO 4 4	10239 10239	57 57	18273 18273	5331
HARVESTER COMBINES AND PARTS 100 U KINGDOM 400 U STATES	NO 198 198	780263 780263	425 425	942 1728004 1728946	5332
THRESHING MACHINE SEPARATORS 400 U STATES	NO 3 3	1381 1381	4 4	3452 3452	5333
THRESHING MACHINE PARTS 400 U STATES		87109 87109		108225 108225	5334
ELECT GENERATORS FARM AND PTS 400 U STATES		34724 34724		62700 62700	5342
FOODER FEED CUTTERS AND PARTS 400 U STATES	NO 50 50	28787 28787	80 80	47454 47454	5343
FRUIT VEGETABLE GRADING MACH 100 U KINGDOM 400 U STATES		8504 8504		278 23493 23771	5344
GRAIN HAY GRINDERS AND PARTS 100 U KINGDOM 400 U STATES	NO 147 147	59 35952 36011	427 427	59 89110 89169	5345
HAY PRESSES AND PARTS 400 U STATES	NO 171 171	164170 164170	355 355	340535 340535	5346
MANURE SPREADERS AND PARTS 400 U STATES	NO 332 332	76835 76835	370 370	92809 92809	5350
POST HOLE DIGGERS AND PARTS 400 U STATES	NO 35 35	2283 2283	89 89	3369 3369	5352
SPADES AND SHOVELS N O P 100 U KINGDOM 400 U STATES	NOZ 35 16 51	300 400 700	69 129 198	377 1975 2352	5353
SPRAYING AND DUSTING MACHINES 400 U STATES		118954 118954		215747 215747	5354
STUMPING MACHINES AND PARTS	NO				5355
TRACTION DITCHING MACH AND PTS 400 U STATES	NO 9204 9204		3 3	41039 41039	5356
TRACTION ENGINES GASOLINE 100 U KINGDOM 400 U STATES	NO 258 5506 5764	284396 7506244 7790640	268 10477 10745	308630 15215447 15524077	5357
TRACTION ENGINE PARTS 100 U KINGDOM 335 GERMANY 375 SWEDEN 400 U STATES		7617 413 2084143 2092173		19598 358 668 4071007 4091631	5358
WINDMILLS AND PARTS 400 U STATES		3295 3295		5947 5947	5361
PRUNING HOOKS SHEAR8 DEHORERS 100 U KINGDOM 375 SWEDEN 400 U STATES		2580 214 6230 9024		2608 214 12302 15124	5362
AGRIC IMPLEMENTS NOP AND PARTS 100 U KINGDOM 375 SWEDEN 400 U STATES		380 3633 97284 101297		1048 3633 144407 149088	5363
KNIVES AND FORKS TABLE 100 U KINGDOM 318 DENMARK 327 FRANCE 335 GERMANY 344 ITALY 400 U STATES		16436 297 693 84 3184 20694		31788 355 801 785 84 29351 63164	5371
POCKET KNIVES 100 U KINGDOM 317 CZECHO S 327 FRANCE 335 GERMANY 344 ITALY 347 JAPAN 352 MEXICO 400 U STATES		13942 540 13882 6065 801 597 5882 41709		38818 540 69 19123 6521 1238 1006 21607 88922	5372
RAZORS N O P AND PARTS 100 U KINGDOM 327 FRANCE 335 GERMANY		16279 1095		33002 136 2549	5373

IMPORTS INTO CANADA FOR CONSUMPTION

69

Articles and Countries from which Imported	MONTH OF FEBRUARY 1950		TWO MONTHS ENDED FEBRUARY 1950		Class Number
	Quantities	Values (\$)	Quantities	Values (\$)	
375 SWEDEN				96	
400 U STATES		248		1508	
		17622		37291	
SAFETY RAZOR BLADES	002				5374
100 U KINGDOM	840	365	37100	8822	
400 U STATES	16679	567	29495	2164	
	17519	932	66595	10986	
SCISSORS AND SHEARS N O P					5375
100 U KINGDOM		9162		22696	
216 PAKISTAN		750		950	
306 BELGIUM		846		1265	
318 DENMARK		74		74	
327 FRANCE				40	
335 GERMANY		30506		51216	
344 ITALY		1373		2977	
347 JAPAN		545		545	
375 SWEDEN				41	
400 U STATES		57527		95626	
		100783		175430	
OTHER KNIVES N O P					5376
100 U KINGDOM		3706		8021	
231 HONG KONG				48	
327 FRANCE		11		235	
335 GERMANY		930		2792	
375 SWEDEN		1022		1022	
400 U STATES		5414		13928	
		11083		26046	
SPOONS					5377
100 U KINGDOM		1286		4273	
318 DENMARK		74		132	
335 GERMANY				531	
344 ITALY		146		146	
347 JAPAN		202		202	
400 U STATES		1646		3414	
		3354		8698	
KNIVES BUTCHER AND KITCHEN					5378
100 U KINGDOM		10665		19807	
231 HONG KONG		20		20	
327 FRANCE		410		603	
335 GERMANY		869		1504	
375 SWEDEN		302		895	
400 U STATES		8139		22190	
		20405		45019	
HINGERS AND BUTTS	LB				5381
100 U KINGDOM	37416	5875	43500	6632	
327 FRANCE	1524	984	1668	1118	
335 GERMANY			660	496	
375 SWEDEN	2385	552	7706	2005	
400 U STATES	69599	55325	126714	101458	
	110924	62736	180248	111709	
CUT NAILS	CWT				5391
400 U STATES	459	4892	585	7414	
	459	4892	585	7414	
RAILWAY SPIKES	CWT				5392
400 U STATES	32	749	160	1760	
	32	749	160	1760	
TACKS ALL KINDS N O P	LB				5393
400 U STATES	1676	453	3657	1245	
	1676	453	3657	1245	
WIRE NAILS OVER ONE INCH	CWT				5394
100 U KINGDOM	24	341	24	341	
305 AUSTRIA	600	2778	600	2778	
400 U STATES	1282	12731	5321	50527	
	1906	15850	5945	53846	
NAILS AND BRADS N O P	LB				5395
100 U KINGDOM	4864	1496	4864	1496	
335 GERMANY			1522	719	
400 U STATES	11359	4087	23894	10053	
	16223	5583	30280	12268	
SPRING BEARD AND LATCH NEEDLES	M				5401
100 U KINGDOM	127	2792	137	3198	
376 SWITZRLND	2	266	2	266	
400 U STATES	202	9445	423	16881	
	331	12503	562	20345	
NEEDLES N D P					5402
100 U KINGDOM		22653		43849	
335 GERMANY		601		7093	
347 JAPAN		276		1695	
400 U STATES		27638		62551	
		51168		115188	
PINS N O P	LB				5403
100 U KINGDOM	15099	8971	40924	25362	
317 CZECHO S			30	287	
327 FRANCE			13	88	
400 U STATES	4967	6443	10514	12177	
	20066	15414	51481	37914	
PINS FOR MARKING SYSTEMS	LB				5404
400 U STATES	1586	2473	3342	5223	
	1586	2473	3342	5223	
NUTS AND BOLTS WASHERS RIVETS	LB				5411
100 U KINGDOM	3122	859	3654	1276	
400 U STATES	328609	135326	818314	290319	
	331731	136185	821968	291595	

IMPORTS INTO CANADA FOR CONSUMPTION

Articles and Countries from which Imported	MONTH OF FEBRUARY 1950		TWO MONTHS ENDED FEBRUARY 1950		Class Number
	Quantities	Values (\$)	Quantities	Values (\$)	
MACHINE AND OTHER SCREWS N O P					
100 U KINGDOM		212		1084	5412
400 U STATES		86627		194486	
		86839		195570	
WOOD SCREWS OF IRON OR STEEL					5413
100 U KINGDOM				50	
400 U STATES		2323		4380	
		2323		4430	
FISH HOOKS COMMERCIAL					5421
100 U KINGDOM		410		869	
359 NORWAY		15794		21821	
400 U STATES				3183	
		16204		25873	
HARDWARE N O P					5422
100 U KINGDOM		3007		9426	
327 FRANCE				528	
335 GERMANY		264		264	
375 SWEDEN		181		574	
400 U STATES		86202		197706	
		89654		208498	
LOCKS N O P					5423
100 U KINGDOM		1323		2518	
335 GERMANY		105		457	
400 U STATES		11993		24689	
		13421		27664	
SKATES ALL KINDS AND PARTS					5424
100 U KINGDOM	PAIR				
400 U STATES		538	228	708	
		823	883	2489	
		415	1111	3197	
CARPET SWEEPERS					5441
400 U STATES	NO				
		612	504	2428	
		612	504	2428	
CLEANERS ELECTRIC VACUUM					5442
100 U KINGDOM	NO	2325	5220	121986	
354 NETHRLNDS			3	91	
375 SWEDEN		60	116	9125	
400 U STATES		652	2527	96741	
		3037	7866	227943	
CLEANERS HAND VACUUM AND PARTS					5443
100 U KINGDOM		5768		33531	
354 NETHRLNDS		750		750	
400 U STATES		106145		178131	
		112663		212412	
CLOTHES WRINGERS DOMESTIC					5444
100 U KINGDOM		2540		2540	
400 U STATES		60508		97920	
		63048		100460	
SEWING MACHINES					5445
100 U KINGDOM	NO	47	454	26397	
306 BELGIUM			1	62	
317 CZECHO S		250	500	18028	
335 GERMANY		5	5	1028	
344 ITALY		500	501	30496	
347 JAPAN		245	359	11734	
375 SWEDEN			51	2440	
400 U STATES		938	4156	508423	
		1985	6027	598608	
SEWING MACHINE ATTACHMENTS					5446
100 U KINGDOM		9998		17859	
400 U STATES		25018		49207	
		35016		67066	
SEWING MACHINE PARTS					5447
100 U KINGDOM		38448		105841	
335 GERMANY				40	
344 ITALY				46	
347 JAPAN		51		73	
400 U STATES		137053		297148	
		175552		403148	
WATER PUMPS DOMESTIC					5449
100 U KINGDOM	NO	30	39	331	
400 U STATES		1121	1371	50982	
		1151	1410	51313	
WASHING MACHINES ELECTRIC					5450
400 U STATES	NO	11	49	3678	
		11	49	3678	
WASHING MACH POWER NOT ELECT					5451
400 U STATES	NO		2	44	
			2	44	
WASHING MACH HAND OPERATED					5452
	NO				
WASHING MACHINE PARTS					5453
100 U KINGDOM		7043		7043	
400 U STATES		144174		387506	
		151217		394549	
ARTICLES FOR SMELTING IRON					5461
400 U STATES		2222		17244	
		2222		17244	
BLOWERS SMELTING APPARATUS					5462
400 U STATES		20076		21291	
		20076		21291	
BUDDLES VANNERB SLIME TABLES					5463
400 U STATES		408		408	
		408		408	
CAR LOADING MACHINES COAL					5464
400 U STATES		706		4032	
		706		4032	

Articles and Countries from which Imported	MONTH OF FEBRUARY 1950		TWO MONTHS ENDED FEBRUARY 1950		Class Number
	Quantities	Values (\$)	Quantities	Values (\$)	
CHOCK RELEASE APPARATUS					5465
COAL HEADING MACHINES					5466
100 U KINGDOM				401	
400 U STATES		119		119	
		119		520	
MINERS LAMPS AND ACCESSORIES					5467
400 U STATES		15147		40692	
		15147		40692	
AMALGAM SAFES ORE SAMPLERS					5468
100 U KINGDOM		124		124	
400 U STATES		41671		71880	
		41795		72004	
SUNDRY METALLURGICAL APPARATUS					5469
400 U STATES		30164		52030	
		30164		52030	
DIAMOND DRILLS CORE DRILLS					5470
100 U KINGDOM		3142		3399	
400 U STATES		14450		43464	
		17592		46863	
MINE LOADING MACH CONVEYORS					5471
100 U KINGDOM		636		23688	
400 U STATES		53829		271844	
		54465		295532	
MINE HOISTS NOT MADE IN CANADA					5472
MACHINERY ALLUVIAL MINING					5473
MACHINERY ORE HANDLING					5474
MACHINERY ORE CONCENTRATION					5475
400 U STATES		19323		22528	
		19323		22528	
MACHINERY METAL REFINING					5476
400 U STATES		1948		3642	
		1948		3642	
ORE CRUSHERS GRINDING MILLS					5477
100 U KINGDOM		9270		9579	
400 U STATES		61998		110581	
		71268		120160	
COAL CUTTERS AUGERS DRILLS					5478
100 U KINGDOM		773		1712	
327 FRANCE		2024		3006	
400 U STATES		3652		4102	
		6449		8820	
POWER DRIVEN PUMPS FOR MINES					5479
PUMPS PREC METAL EXTRACTION					5480
400 U STATES		379		1983	
		379		1983	
ROCK DRILLS AND PARTS	ND				5481
100 U KINGDOM		4648	2	6843	
375 SWEDEN	20	35495	20	42880	
400 U STATES	18	60357	44	127535	
	38	100500	66	177258	
WELL DRILLING MACHINERY					5482
400 U STATES		1392150		2619849	
		1392150		2619849	
ROPE FOR WELL DRILLING MACH					5483
LOADING MACHINES AND PARTS	ND				5500
100 U KINGDOM			90	4147	
318 DENMARK			54	1016	
375 SWEDEN	31	2626	109	10196	
400 U STATES	101	68621	288	138933	
	132	71247	541	154292	
BOOKKEEPING MACHINES AND PARTS	ND				5501
344 ITALY	20	5767	26	7473	
375 SWEDEN	25	2748	45	6157	
400 U STATES	301	447854	581	975171	
	346	456369	652	988801	
CASH REGISTERS					5502
100 U KINGDOM				297	
400 U STATES		7940		21588	
		7940		21885	
CASH REGISTER PARTS					5503
400 U STATES		85463		194329	
		85463		194329	
DICTATING MACHINES AND PARTS					5504
100 U KINGDOM				33456	
400 U STATES		50951		160935	
		50951		194391	
TYPEWRITERS	ND				5505
100 U KINGDOM	124	4526	263	10002	
376 SWITZERLAND	4	167	4	167	
400 U STATES	83	21035	131	30031	
	211	25728	398	40200	
TYPEWRITER PARTS					5506
100 U KINGDOM		470		3098	
400 U STATES		180823		354351	
		181293		357449	
MACHINERY 418A PAPER WORKING					5511
100 U KINGDOM		2223		11855	
317 CZECHOSLOVAKIA		2404		6986	
327 FRANCE				523	
335 GERMANY		335		335	

IMPORTS INTO CANADA FOR CONSUMPTION

Articles and Countries from which Imported	MONTH OF FEBRUARY 1950		TWO MONTHS ENDED FEBRUARY 1950		Class Number
	Quantities	Values (\$)	Quantities	Values (\$)	
400 U STATES		387293		812147	
MACHINERY 412A CELLULOSE		392255		831846	
400 U STATES		14601		37395	5512
NEWSPAPER PRESSES AND PARTS		14601		37395	
400 U STATES	NO				5513
	2	76397	3	515947	
FLAT BED CYL PRESSES AND PARTS	2	76397	3	515947	
400 U STATES	NO				5514
	4	10500	7	40842	
PRINTING PRESSES	4	10500	7	40842	
N O P ANO PTS	NO				5515
100 U KINGDOM	213	113039	313	246117	
317 CZECHO S	6	7569	6	7569	
318 DENMARK	6	1184	6	1184	
327 FRANCE	1	70	1	70	
335 GERMANY		809	10	12412	
400 U STATES	573	366908	1019	649372	
TYPECASTING MACHINES AND PARTS	799	489579	1355	916724	
400 U STATES		155297		351828	5516
TYPEMAKING ACCESSORIES AND PTS		155297		351828	
100 U KINGDOM		22		22	5517
400 U STATES		6704		17643	
AIR COMPRESSING MACH AND PARTS		6726		17665	
100 U KINGDOM		1962		14689	5521
400 U STATES		108670		303021	
BAKERY MACHINERY AND PARTS		110632		317710	
100 U KINGDOM		12615		34915	5522
400 U STATES		163904		319625	
BOX END MACHINERY AND PARTS		176519		354540	
400 U STATES		106		106	5523
COAL CARBONIZING MACH AND PARTS		106		106	
400 U STATES		7293		14183	5524
CLAY PRODUCTS MACH AND PARTS		7293		14183	
400 U STATES		2270		28904	5526
COAL COKE AND GAS MACH AND PARTS		2270		28904	
100 U KINGDOM		737		3041	5527
400 U STATES		14410		21521	
WASTE RECOVERY MACH AND PARTS		15147		24562	
100 U KINGDOM				1172	5528
400 U STATES		3459		6891	
COAL HANDLING MACHINES AND PARTS		3459		8063	
400 U STATES		1588		58897	5529
CONCRETE MIXING MACH AND PARTS		1588		58897	
100 U KINGDOM	NO				5530
400 U STATES		1890		1890	
CRANES HOISTS HOP AND PARTS	14	18897	44	63410	
100 U KINGDOM	14	20787	44	65300	
400 U STATES	NO				5531
DENTAL ENGINES ELECTRIC	37	32552	42	44314	
100 U KINGDOM	190	233596	379	652617	
400 U STATES	227	266148	421	696931	
DIES FOR STAMPING METAL PLATES	NO				5532
HAND FIRE EXTINGUISHERS	7	1171	12	2171	
100 U KINGDOM	38	4668	47	7017	
400 U STATES	45	5839	59	9188	
FERTILIZER MACHINERY AND PARTS					5533
400 U STATES		52704		460	5534
FISH PREPARING MACH AND PARTS		52704		113911	
100 U KINGDOM				114371	
400 U STATES		34823		45975	5535
REFRIGERATING MACH AND PARTS		34823		45975	
100 U KINGDOM				1359	5536
400 U STATES		137		1742	
KEYMAKING MCH FOR CANS AND PTS		137		3101	
LAWN MOWERS					5537
100 U KINGDOM		8882		11803	
400 U STATES		203428		590595	
LEATHER MACHINERY AND PARTS		212310		602398	
400 U STATES					5538
LOGGING MACHINERY AND PARTS	NO				5539
100 U KINGDOM	9558	46543	14907	79978	
400 U STATES	115	7354	232	20538	
LEATHER MACHINERY AND PARTS	8673	53897	15139	100516	
400 U STATES		42331		105738	5540
LOGGING MACHINERY AND PARTS		42331		105738	
100 U KINGDOM		244		244	5541
400 U STATES		123779		281903	
		124023		282147	

IMPORTS INTO CANADA FOR CONSUMPTION

73

Articles and Countries from which Imported	MONTH OF FEBRUARY 1950		TWO MONTHS ENDED FEBRUARY 1950		Class Number
	Quantities	Values (\$)	Quantities	Values (\$)	
METAL DRILLING MACH AND PARTS 100 U KINGDOM 327 FRANCE 400 U STATES		43311 445 192295		55437 445 446168	5542
		236051		502050	
METAL GRINDING MACH AND PARTS 100 U KINGDOM 375 SWEDEN 376 SWITZRLND 400 U STATES		20101 1111 25 258782		42673 1111 25 609771	5543
		280019		653580	
METALWORKING LATHES AND PARTS 100 U KINGDOM 327 FRANCE 335 GERMANY 376 SWITZRLND 400 U STATES		21004 1093 273154		32118 1093 2498 32 632523	5544
		295251		668264	
METAL MILLING MACHINES AND PTS 100 U KINGDOM 327 FRANCE 400 U STATES		19779 1003 109469		20324 1003 306173	5545
		130251		327500	
METALWORKING PLANERS AND PARTS 100 U KINGDOM 400 U STATES		720 14061		720 51196	5546
		14781		51916	
METALWORKING PRESSES AND PARTS 100 U KINGDOM 327 FRANCE 335 GERMANY 400 U STATES		22761 336244		23650 395 232 1503364	5547
		359005		1527641	
METAL ROLLING MILL MCH AND PTS 100 U KINGDOM 400 U STATES		 122799 122799		 10926 235464 246390	5548
METAL SHAPERS SLOTTERS AND PTS 100 U KINGDOM 400 U STATES		702 96088 96790		3408 257351 260759	5549
METALWORKING MCH N D P AND PTS 100 U KINGDOM 335 GERMANY 376 SWITZRLND 400 U STATES		5443 1185 367975		32957 1185 31 883550	5550
		374603		917723	
MOTION PICTURE PROJECTORS 100 U KINGDOM 327 FRANCE 376 SWITZRLND 400 U STATES		7099 40 66 75186		10715 40 800 145872	5551
		82391		157427	
NET MAKING MACHINES AND PARTS					5552
OIL PRODUCING MACH AND PARTS					5554
DZDME GENERATORS AND PARTS 400 U STATES		4460		8009	5555
		4460		8009	
PAPER MILL MACHINES AND PARTS 100 U KINGDOM 400 U STATES		1719 92774 94493		6332 190420 196752	5556
PULP MILL MACHINES AND PARTS 400 U STATES		12896		48288	5557
		12896		48288	
POWER PUMPS N D P AND PARTS 100 U KINGDOM 400 U STATES	NO	26 5490 1431 1457	49 2642 297469 302959	10491 603199 613690	5558
RIFLE MAKING MACHINERY					5559
ROAD MAKING MACHINERY AND PTS 100 U KINGDOM 306 BELGIUM 400 U STATES		1075 39 47510 48624		1075 39 186085 187199	5560
TRENCH AND DITCH MACH AND PTS 400 U STATES		167		1085	5561
		167		1085	
ROLLERS STREET ROAD AND PARTS 100 U KINGDOM 400 U STATES	NO	70 9511 9581	1 2 3	3388 10126 13514	5562
ROLLS SAND CAST CHILLED CAST 100 U KINGDOM 400 U STATES		5674 122343 128017		5970 194607 200577	5563
SAWMILL MACHINERY AND PARTS 400 U STATES		78818		87362	5564
		78818		87362	

IMPORTS INTO CANADA FOR CONSUMPTION

Articles and Countries from which imported	MONTH OF FEBRUARY 1950		TWO MONTHS ENDED FEBRUARY 1950		Class Number
	Quantities	Values (\$)	Quantities	Values (\$)	
SCRAPERS RAILWAY OR ROAD 400 U STATES		225		55392	5565
		225		55392	
SHOE MACHINERY AND PARTS					5566
100 U KINGDOM		513		1968	
317 CZECHO S		509		509	
318 DENMARK		346		346	
344 ITALY				2285	
400 U STATES		30379		75021	
		31747		80129	
SHOVELS POWER AND PARTS	NO				5567
100 U KINGDOM	6	78311	6	78311	
400 U STATES	37	396042	50	652963	
	43	474353	56	731274	
STAVE MAKING MACH AND PARTS				1572	5568
400 U STATES				1572	
STREET CLEANING MACH AND PARTS					5569
400 U STATES		14090		39637	
		14090		39637	
BEEF SUGAR MACHINERY AND PARTS					5570
400 U STATES		893		5588	
		893		5588	
VENEER DRYING MACHINES AND PTS					5571
400 U STATES		17397		41713	
		17397		41713	
WATER METERS N O P AND PARTS	NO				5572
100 U KINGDOM			16	2141	
400 U STATES	1	22229	27	64271	
	1	22229	43	66412	
WATER TURBINES AND PARTS					5573
100 U KINGDOM				110	
400 U STATES		2154		5722	
		2154		5832	
WIRE STITCHER STAPLERS AND PTS					5574
375 SWEDEN				3206	
400 U STATES		44817		94838	
		44817		98044	
YARN CORD FABRIC MACH AND PTS					5575
100 U KINGDOM		115889		259655	
317 CZECHO S				50	
376 SWITZRLND		93		2495	
400 U STATES		1187314		2498637	
		1303296		2760837	
ALL MACHINERY N O P AND PARTS					5576
100 U KINGDOM		146247		232136	
306 BELGIUM				205	
317 CZECHO S		100		100	
318 DENMARK		750		12327	
327 FRANCE		1158		1200	
335 GERMANY		2672		2922	
354 NETHRLNDS				65	
375 SWEDEN		1946		2676	
376 SWITZRLND		224		2384	
400 U STATES		2377206		5480719	
		2530303		5734734	
CIGARETTE CIGAR MACH AND PARTS					5577
100 U KINGDOM		86916		191893	
375 SWEDEN				173	
400 U STATES		2042		14473	
		88958		206539	
VENEER OR PLYWOOD MACH AND PTS					5578
100 U KINGDOM		911		911	
400 U STATES		30104		42436	
		31015		43347	
PURIFIERS FOR FISH OILS					5579
400 U STATES		302		302	
		302		302	
FORGED STEEL ROLLS					5580
400 U STATES		109438		209175	
		109438		209175	
FIXED METERS GAUGES FOR LIQUID					5581
100 U KINGDOM		1592		1592	
400 U STATES		19107		49610	
		20699		51202	
AIR CONDITIONING APP AND PARTS					5582
100 U KINGDOM				1166	
400 U STATES		202133		479713	
		202133		480879	
DIES IN THE ROUGH					5583
400 U STATES		1725		4915	
		1725		4915	
BOTTLING MACHINES AND PARTS					5584
100 U KINGDOM		53		2612	
400 U STATES		224198		314479	
		224251		317091	
BULLDOZERS EARTHMOVERS AND PTS	NO				5585
100 U KINGDOM	3	6633	3	6818	
400 U STATES	127	668956	264	1240183	
	130	675589	267	1247001	
CONVEYING EQUIPMENT AND PARTS					5586
100 U KINGDOM		7262		11772	
400 U STATES		146886		385803	
		154148		397575	
POWER JACKS AND PARTS	NO				5587
100 U KINGDOM	30	3432	30	3432	

IMPORTS INTO CANADA FOR CONSUMPTION

Articles and Countries from which Imported	MONTH OF FEBRUARY 1950		TWO MONTHS ENDED FEBRUARY 1950		Class Number
	Quantities	Values (\$)	Quantities	Values (\$)	
400 U STATES	2037	83668	3438	133639	
STONE CRUSHING MACH AND PARTS	2067	87100	3468	137071	5588
100 U KINGDOM		118		118	
400 U STATES		46490		56675	
WOODWORKING MACH AND PARTS NOP		46608		56793	5589
100 U KINGDOM		2663		18626	
335 GERMANY		661		661	
400 U STATES		102973		334016	
SPRINGS FOR SURGICAL TRUSSES		106297		353303	5591
400 U STATES	LB				
	41	50	55	104	
SPRINGS FOR RAILWAY VEHICLES	41	50	55	104	5592
400 U STATES		2375		13636	
SPRINGS FOR OTHER VEHICLES		2375		13636	5593
400 U STATES		1208		2538	
SPRINGS FOR FURNITURE		1208		2538	5594
400 U STATES		12		203	
SPRINGS FOR CLOCKS		12		203	5595
400 U STATES		2151		2406	
BATHS BATHTUBS OF STEEL		2151		2406	5600
100 U KINGDOM				236	
400 U STATES		24994		54260	
BASINS CLOSETS SINKS		24994		54496	5601
100 U KINGDOM		5646		10222	
400 U STATES		16188		62691	
CONTAINERS TINPLATE FOR FOOD		21834		72913	5602
400 U STATES		63306		155278	
CONTAINERS TINPLATE N O P		63306		155278	5603
100 U KINGDOM		840		1416	
309 BRAZIL		137		694	
381 ALASKA		78407		117913	
400 U STATES		79384		120160	5604
HOLLOW WARE ENAMELLED IRON					
100 U KINGDOM		5572		9082	
354 NETHRLNDS		958		958	
400 U STATES		13177		32372	
HOLLOW WARE IRON N O P		19707		42412	5605
100 U KINGDOM		841		1716	
231 HONG KONG				12	
400 U STATES		184433		303092	
KITCHEN DAIRY HOLLOW WARE TIN		185274		304820	5606
100 U KINGDOM		99		314	
400 U STATES		5776		13574	
MFRS OF TIN AND TINPLATE N O P		5875		13888	5607
100 U KINGDOM		3479		5108	
231 HONG KONG				73	
327 FRANCE		107		855	
347 JAPAN		579		579	
400 U STATES		98629		204615	
ANVILS AND VISES		102794		211230	5621
100 U KINGDOM		3072		4663	
375 SWEDEN				16	
400 U STATES		12950		27633	
AUGERS BITS AND DRILLS		16022		32312	5622
100 U KINGDOM		34302		64476	
234 AUSTRALIA		236		280	
327 FRANCE		594		3572	
335 GERMANY		5298		8827	
375 SWEDEN		1517		1517	
376 SWITZRLND		105		105	
400 U STATES		117226		209987	
AXES		159278		288764	5623
375 SWEDEN	DOZ	4	4	52	
400 U STATES		8	12	215	
FILES N O P AND RASPS		12	16	267	5624
100 U KINGDOM	DOZ	198	1123	2668	
375 SWEDEN			244	1788	
376 SWITZRLND		495	615	2269	
400 U STATES		8135	11459	49968	
HACK SAW BLADES		8828	13441	56693	5625
100 U KINGDOM					
400 U STATES		2013		3716	
SAWS N O P		10471		21450	5626
100 U KINGDOM		12484		25166	
327 FRANCE		1797		5031	
		1676		1676	

IMPORTS INTO CANADA FOR CONSUMPTION

Articles and Countries from which Imported	MONTH OF FEBRUARY 1950		TWO MONTHS ENDED FEBRUARY 1950		Class Number	
	Quantities	Values (\$)	Quantities	Values (\$)		
335 GERMANY		615		686		
359 NORWAY				445		
375 SWEDEN		1408		8075		
400 U STATES		28695		60352		
WRENCHES		34191		76265		
100 U KINGDOM		1968		2529	5627	
335 GERMANY		2038		2574		
375 SWEDEN		79		734		
400 U STATES		90426		170356		
ADZES CLEAVERS HATCHETS PLANES		94511		176193		
100 U KINGDOM		6145		13012	5628	
234 AUSTRALIA		142		2106		
327 FRANCE		157		177		
335 GERMANY		2784		3107		
375 SWEDEN		167		9752		
376 SWITZRLND		24		111		
400 U STATES		77928		138614		
ENGINEERS PRECISION TOOLS		87347		166879		
100 U KINGDOM		8214		19758	5629	
207 UN SD AFR		90		90		
234 AUSTRALIA				340		
317 CZECHO S		213		213		
327 FRANCE		300		473		
335 GERMANY		4016		9865		
347 JAPAN		128		227		
376 SWITZRLND		7400		13740		
400 U STATES		141768		257848		
TOOLS N O P		162129		302554		
100 U KINGDOM		17283		34471	5630	
234 AUSTRALIA		406		406		
327 FRANCE		217		217		
335 GERMANY		2028		3260		
375 SWEDEN		1351		6394		
376 SWITZRLND		239		588		
400 U STATES		260933		564694		
FILES MANICURE		282457		610030		
100 U KINGDOM		544		969	5631	
335 GERMANY		76		106		
400 U STATES		2512		3794		
AUTOMOBILES FREIGHT NEW		3132		4869		
100 U KINGDOM	NO	387	297139	962	784040	5641
400 U STATES		180	430341	399	1000426	
		567	727480	1361	1784466	
AUTOS PASS NEW UNDER 1200 DOL	NO	6575	5489610	9348	7777806	5642
100 U KINGDOM		51	35413	51	35413	
317 CZECHO S		79	59979	79	59979	
327 FRANCE		6705	5585002	9478	7873198	
AUTOS PASS NEW 1200 TO 2100DOL	NO	55	83750	78	115286	5643
100 U KINGDOM				4	5690	
327 FRANCE		135	215071	298	476416	
400 U STATES		190	298821	380	597392	
AUTOS PASS NEW N O P	NO	19	65645	33	103816	5644
100 U KINGDOM		4	9914	21	48911	
400 U STATES		23	75559	54	152727	
MOTOR OMNIBUSES NEW	NO			1	10124	5645
400 U STATES				1	10124	
PARTS OF MOTOR BUS BODIES 4381					546	5646
100 U KINGDOM					931567	
400 U STATES					932113	
AXLES BRAKES CLUTCHES TRUCK					6280	5648
100 U KINGDOM					1091232	
400 U STATES					1097512	
AUTO PARTS OF STEEL 438E3					212493	5649
100 U KINGDOM					4902	
317 CZECHO S					3266	
327 FRANCE					6367897	
400 U STATES					6588558	
BICYCLES N O P	NO	4255	83973	6780	136880	5651
100 U KINGDOM				50	754	
317 CZECHO S				79	2484	
327 FRANCE		54	1638	213	6466	
400 U STATES		196	5995			
BICYCLE PARTS		4505	91606	7122	146584	
100 U KINGDOM					55988	5652
327 FRANCE					123	
344 ITALY					305	
400 U STATES					8211	
CARS RAILWAY BOX ANO FLAT	NO				64627	5653
400 U STATES				15	22977	
				15	22977	


Articles and Countries from which Imported	MONTH OF FEBRUARY 1950		TWO MONTHS ENDED FEBRUARY 1950		Class Number
	Quantities	Values (\$)	Quantities	Values (\$)	
CARS RAILWAY PASSENGER	NO				5654
CARS RAILWAY TANK	NO				5655
400 U STATES	2258	3349116	2315	3541912	
	2258	3349116	2315	3541912	
CARS RAILWAY N O P	NO				5656
400 U STATES	16	12657	31	29603	
	16	12657	31	29603	
CARS RAILWAY PARTS OF					5657
400 U STATES		42248		109095	
		42248		109095	
MOTOR RAIL CARS AND PARTS	NO				5658
381 ALASKA		180		180	
400 U STATES		11822		34760	
		12002		34940	
MOTOR CYCLES SIDE CARS AND PTS	NO				5660
100 U KINGDOM	324	94830	503	172243	
317 CZECHO S	21	12543	33	14364	
335 GERMANY	3	613	6	955	
400 U STATES	26	25939	37	41563	
	374	133925	579	229125	
MOTOR VEHICLES N O P	NO				5661
100 U KINGDOM	7	1744	12	9878	
317 CZECHO S	3	2026	3	2026	
344 ITALY	1	786	1	786	
400 U STATES	70	99085	209	302503	
	61	103641	225	315193	
TRACTION ENGINES NOP AND PARTS	NO				5663
TRICYCLES N O P	NO				5664
100 U KINGDOM	13	220	17	254	
400 U STATES	1	11	489	1735	
	14	231	506	1989	
AUTOMOBILE PARTS TARIFF 438R					5665
100 U KINGDOM		8209		18073	
400 U STATES		77002		1630844	
		778211		1648917	
AUTOMOBILE PARTS TARIFF 438C					5666
100 U KINGDOM		16597		19707	
317 CZECHO S		875		875	
327 FRANCE		177		518	
400 U STATES		290757		546045	
		308406		567145	
AUTO PARTS 438C1 438C2 438C3					5667
100 U KINGDOM		3124		5090	
400 U STATES		4538923		9421029	
		4542047		9426119	
AUTO PARTS NOT STEEL 438E3 4					5669
100 U KINGDOM		11536		36663	
317 CZECHO S		1340		1340	
327 FRANCE		988		1813	
344 ITALY				114	
375 SWEDEN		726		726	
400 U STATES		1246264		2487036	
		1260854		2527692	
FRAMES FOR BICYCLES	NO				5670
TRUCKS BOOIES FOR STREET CARS					5671
FACTORY WAREHOUSE TRUCKS MOTOR	NO				5672
100 U KINGDOM	10	33403	13	45383	
400 U STATES	55	139773	130	349097	
	65	173176	143	394480	
ROLLER BEARINGS AND PARTS					5680
100 U KINGDOM		2866		10003	
335 GERMANY		1047		1047	
375 SWEDEN		13179		39254	
400 U STATES		161610		339995	
		178702		390899	
ANCHORS FOR VESSELS	CWT				5681
100 U KINGDOM	29	338	151	1478	
400 U STATES	198	3152	235	3967	
	227	3490	386	5445	
ANNULAR BALL BEARINGS FOR AUTO					5682
400 U STATES		245815		451766	
		245815		451766	
BALLS ROLLERS FOR BEARINGS					5683
400 U STATES		7288		16103	
		7288		16103	
BURNISHING BALLS					5684
400 U STATES		657		2389	
		657		2389	
BALL BEARINGS AND PARTS N O P					5685
100 U KINGDOM		11563		23783	
327 FRANCE		48		48	
375 SWEDEN		25404		97020	
376 SWITZRLND				1188	
400 U STATES		191345		350923	
		228360		472962	
BOTTLES STEEL FOR GAS					5686
100 U KINGDOM		471		549	
220 BERMUDA		1270		1910	
227 BAHAMAS				1420	
400 U STATES		77657		123505	
		79398		127384	

IMPORTS INTO CANADA FOR CONSUMPTION

Articles and Countries from which Imported	MONTH OF FEBRUARY 1950		TWO MONTHS ENDED FEBRUARY 1950		Class Number	
	Quantities	Values (\$)	Quantities	Values (\$)		
BAYONETS SWORDS FOILS MASKS 100 U KINGDOM 327 FRANCE 400 U STATES		268		357	5687	
		51		391		
		319		51		
				799		
MATERIALS FOR CREAM SEPARATORS					5688	
DRUMS CYLINDERS BARRELS TANKS 100 U KINGDOM 381 ALASKA 400 U STATES		444		488	5690	
		95		95		
		50087		131024		
		50626		131607		
FRAMES FOR PURSES RETICULES 100 U KINGDOM 327 FRANCE 400 U STATES		4368		7839	5691	
				249		
		28259		95108		
		32627		103196		
FURNITURE OF METAL 100 U KINGDOM 376 SWITZRLND 400 U STATES		24632		39093	5692	
		118		118		
		64695		137521		
		89445		176732		
MATERIALS FOR BUOYS 100 U KINGDOM 400 U STATES		6103		6161	5693	
		1609		22177		
		7712		28338		
GOLF SHAFTS OF SEAMLESS STEEL 100 U KINGDOM 375 SWEDEN 400 U STATES		14278		29125	5694	
		435		1156		
		2661		4636		
		17374		34917		
MATERIALS FOR RIFLES					5695	
METAL PARTS FOR SHOTGUNS 400 U STATES				1680	5696	
				1680		
GUN BARRELS ROUGH BORED 400 U STATES		56		200	5697	
		56		200		
GUNS RIFLES AIR GUNS FIREARMS 100 U KINGDOM 306 BELGIUM 317 CZECHO S 375 SWEDEN 400 U STATES		5912		9594	5698	
				179		
		127		127		
		440		440		
		22221		28916		
		28700		39256		
GUNS NOT MADE IN CANADA 100 U KINGDOM 306 BELGIUM 317 CZECHO S 375 SWEDEN 400 U STATES		8851		16889	5699	
		3129		6519		
		94		94		
		2693		4314		
		76852		114817		
		91619		142633		
KNIFE FORK SCISSORS BLANKS 100 U KINGDOM 400 U STATES				96	5700	
		16307		28861		
		16307		28957		
METAL PARTS LOOSELEAF BINDERS 100 U KINGDOM 400 U STATES		2764		4791	5701	
		10460		28889		
		13224		33680		
MAGIC LANTERNS AND SLIDES 100 U KINGDOM 327 FRANCE 335 GERMANY 400 U STATES		2797		6953	5702	
		3263		3609		
		21		21		
		59306		131956		
		65387		142539		
PRESSED STEEL BELT PULLEYS 100 U KINGDOM 400 U STATES		2373		4646	5703	
		4716		10150		
		7089		14796		
RAILWAY TIES FISH PLATES IRON 100 U KINGDOM 400 U STATES	CWT	2191	10609	2191	10609	5704
		2996	20595	4325	32024	
		5187	31204	6516	42633	
RAILWAY INTERSECTION LAYOUTS 400 U STATES			4427		7614	5705
			4427		7614	
SAFES AND DOORS FOR VAULTS 100 U KINGDOM 400 U STATES				1060	5706	
				78465		
				79525		
SCALES BALANCES WEIGHING BEAMS 100 U KINGDOM 335 GERMANY 376 SWITZRLND 400 U STATES		5600		20041	5707	
		248		248		
		331		331		
		55040		150038		
		61219		170658		
STEEL WOOL 400 U STATES		258		3960	5708	
		258		3960		
LATH OF IRON OR STEEL 100 U KINGDOM 400 U STATES	CWT	645	6792	3300	29212	5709
		380	5249	426	6204	
		1025	12041	3726	35416	
VALVES IRON OR STEEL N O P 100 U KINGDOM			38640		70023	5713

IMPORTS INTO CANADA FOR CONSUMPTION

Articles and Countries from which Imported	MONTH OF FEBRUARY 1950		TWO MONTHS ENDED FEBRUARY 1950		Class Number
	Quantities	Values (\$)	Quantities	Values (\$)	
400 U STATES		199472		413730	
MANUFACTURES OF IRON STEEL NOP		238112		483753	5714
100 U KINGDOM		96793		176763	
231 HONG KONG		49		49	
234 AUSTRALIA		54		70	
306 BELGIUM		2147		2147	
317 CZECHOS		205		205	
327 FRANCE		365		2606	
335 GERMANY		199		258	
347 JAPAN		209		209	
354 NETHRLNDS				3636	
375 SWEDEN		1683		2009	
376 SWITZRLND		132		1141	
381 ALASKA		11		11	
400 U STATES		1647964		3549042	
		1749811		3738146	
COOKING STOVES COAL OR WOOD	NO				5715
100 U KINGDOM	6	1104	6	1104	
400 U STATES	68	3109	75	3272	
	74	4213	81	4376	
COOKING STOVES ELEC OVER 25DOL	NO				5716
400 U STATES	9	2222	133	18738	
	9	2222	133	18738	
COOKING STOVES GAS OVER 10 DOL	NO				5717
400 U STATES	860	57472	1270	98353	
	860	57472	1270	98353	
COOKING STOVES OIL OVER 10 DOL	NO				5718
400 U STATES	7	207	16	1053	
	7	207	16	1053	
FURNACES DOMESTIC HOT WATER					5719
400 U STATES		2469		2469	
		2469		2469	
FURNACES DOMESTIC WARM AIR	NO				5720
400 U STATES	10	1899	13	2280	
	10	1899	13	2280	
OIL BURNERS	NO				5721
400 U STATES	527	43209	868	93375	
	527	43209	868	93375	
RADIATORS CAST IRON	SQ FT				5722
400 U STATES	448	397	1173	923	
	448	397	1173	923	
ELECTRIC COOKING APPARATUS NOP					5723
100 U KINGDOM		16903		20476	
400 U STATES		94906		124048	
		111809		144524	
HEATING COOKING APPARATUS NOP					5724
100 U KINGDOM		4102		8099	
400 U STATES		11916		43887	
		16018		51986	
PARTS HEATING AND COOKING APP					5725
100 U KINGDOM		1954		4006	
400 U STATES		323224		827316	
		325178		831322	
OVENS COMMERCIAL BAKERY					5726
100 U KINGDOM		165		3933	
400 U STATES		17543		59722	
		17708		63655	
GAS STOVE THERMOSTATS LIGHTERS					5727
400 U STATES		36075		69211	
		36075		69211	
HEATERS OIL 20 DOLLARS OR OVER	NO				5728
400 U STATES	510	15256	703	20840	
	510	15256	703	20840	
METAL STAMPINGS FOR BATHTUBS	CWT				5729
400 U STATES	5078	75358	8930	128882	
	5078	75358	8930	128882	
INDUSTRIAL FURNACES AND PARTS					5730
100 U KINGDOM		3282		6477	
400 U STATES		92232		218406	
		95514		224883	
RANGE OIL BURNERS	NO				5731
400 U STATES	20	446	71	1511	
	20	446	71	1511	
WATER HEATERS OF ALL TYPES	NO				5732
100 U KINGDOM			4	178	
400 U STATES	204	9255	434	21260	
	204	9255	438	21438	



IMPORTS INTO CANADA FOR CONSUMPTION

Articles and Countries from which Imported	MONTH OF FEBRUARY 1950		TWO MONTHS ENDED FEBRUARY 1950		Class Number
	Quantities	Values (\$)	Quantities	Values (\$)	
GROUP 6					
NONFERROUS METALS AND PRODUCTS					
ALUMINA					
100 U KINGDOM	CWT		85	984	6001
400 U STATES	53	760	267	3818	
	53	760	352	4802	
BAUXITE ORE					
221 B GUIANA	CWT		120512	109124	6002
400 U STATES	74907	102429	307523	340520	
	74907	102429	428035	449644	
CRYOLITE OR KRYOLITE					
400 U STATES	CWT		1280	14181	6003
	70	803	1280	14181	
ALUMINUM PIGS INGOTS BLOCKS					
400 U STATES	CWT				6004
	10	202	10	202	
	10	202	10	202	
ALUMINUM SCRAP					
400 U STATES	CWT				6005
	1140	16484	1140	16484	
	1140	16484	1140	16484	
ALUMINUM ANGLES CHANNELS BEAMS					
400 U STATES	CWT				6006
	397	38319	693	66241	
	397	38319	693	66241	
ALUMINUM BARS RODS AND WIRE					
400 U STATES	CWT				6007
	45	2469	74	3782	
	45	2469	74	3782	
ALUMINUM LEAF OR FOIL					
100 U KINGDOM		1266		1434	6009
400 U STATES		6350		12806	
		7616		14240	
ALUMINUM PIPES AND TUBES					
400 U STATES	CWT				6010
	172	8273	192	10510	
	172	8273	192	10510	
ALUMINUM PLATES SHEETS STRIPS					
100 U KINGDOM	CWT				6011
400 U STATES	2427	101504	1132	24190	
	2427	101504	3844	156689	
			4976	180879	
ALUMINUM POWDER					
400 U STATES	LB				6012
	12145	6852	15983	9380	
	12145	6852	15983	9380	
ALUMINUM WIRE AND CABLE					
400 U STATES	CWT				6013
	2	125	12	1013	
	2	125	12	1013	
ALUMINUM HOUSEHOLD HOLLOW WARE					
100 U KINGDOM		31542		58684	6014
306 BELGIUM		397		397	
375 SWEDEN				491	
400 U STATES		17315		41718	
		49254		101290	
ALUMINUM MANUFACTURES N O P					
100 U KINGDOM		3370		12962	6015
318 DENMARK				303	
327 FRANCE		2275		2356	
335 GERMANY		815		1107	
344 ITALY				27	
375 SWEDEN		118		400	
376 SWITZRLND		459		459	
400 U STATES		328913		670069	
		335950		687683	
BRASS IN BLOCKS INGOTS OR PIGS					
400 U STATES	CWT				6021
			1	64	
			1	64	
BRASS SCRAP					
100 U KINGDOM	CWT				6022
400 U STATES			7	52	
	71	574	75	657	
	71	574	82	709	
BRASS IN BARS AND RODS					
100 U KINGDOM	CWT				6023
400 U STATES	260	5014	260	5014	
	124	4973	374	14595	
	384	9987	634	19609	
BRASS IN STRIPS SHEETS PLATES					
400 U STATES	CWT				6024
	112	6512	271	15714	
	112	6512	271	15714	
BRASS TUBING					
100 U KINGDOM	CWT				6025
400 U STATES	883	47248	111	2709	
	883	47248	1370	80199	
			1481	82908	
METAL CAPS FOR ELEC BATTERIES					
400 U STATES		6010		8068	6026
		6010		8068	
BRASS CUPS FOR PAPER CARTRIDGE					
					6027
BRASS OR BRONZE COIN LOCKS					
400 U STATES		349		468	6029
		349		468	
BRASS HAND PUMPS N O P					
400 U STATES		795		1468	6030
		795		1468	
BRASS VALVES					
100 U KINGDOM		49		198	6031
400 U STATES		138768		277158	
		138817		277356	
BRASS METERS AND PARTS					
100 U KINGDOM		1585		4234	6032
400 U STATES		3727		22414	
		5312		26648	

IMPORTS INTO CANADA FOR CONSUMPTION

Articles and Countries from which Imported	MONTH OF FEBRUARY 1950		TWO MONTHS ENDED FEBRUARY 1950		Class Number
	Quantities	Values (\$)	Quantities	Values (\$)	
BRASS WIRE N O P	LB				6033
100 U KINGDOM			100	39	
400 U STATES	7981	5010	15251	9290	
	7981	5010	15351	9329	
BRASS WIRE CLOTH OR WOVEN WIRE					6034
100 U KINGDOM		334		334	
400 U STATES		3925		5690	
		4259		6024	
BRASS MANUFACTURES N O P					6035
100 U KINGDOM		30631		46380	
215 INDIA		5652		5883	
231 HONG KONG		114		114	
306 BELGIUM		186		621	
313 CHINA		164		164	
327 FRANCE		6072		13996	
335 GERMANY		98		98	
344 ITALY		166		166	
347 JAPAN				171	
354 NETHRLNDS				896	
375 SWEODN		281		1119	
376 SWITZRLND		1303		1303	
400 U STATES		677842		1412131	
		722509		1483042	
BRASS WIRE FOR FOURDRINIER					6036
400 U STATES				2166	
				2166	
COPPER IN BLOCKS PIGS INGOTS	CWT				6042
400 U STATES	4	221	4	221	
	4	221	4	221	
COPPER SCRAP	CWT				6043
400 U STATES	10	260	10	260	
	10	260	10	260	
COPPER BARS FOR ELECTRIC WIRES	CWT				6044
400 U STATES	3116	67724	7924	169308	
	3116	67724	7924	169308	
COPPER IN BARS OR RODS N C P	CWT				6046
400 U STATES	23	1284	106	4511	
	23	1284	106	4511	
COPPER IN STRIPS SHEETS PLATES	CWT				6047
100 U KINGDOM	40	2409	165	8525	
400 U STATES	192	7558	348	15073	
	232	9967	513	23598	
COPPER TUBING	CWT				6048
400 U STATES	253	15552	596	33998	
	253	15552	596	33998	
COPPER ROLLERS FOR WALL PAPER					6049
100 U KINGDOM		8873		12320	
400 U STATES		1404		2810	
		10277		15130	
COPPER WIRE N O P	LB				6050
400 U STATES	12514	4014	15203	6077	
	12514	4014	15203	6077	
COPPER WIRE CLOTH WOVEN WIRE					6051
100 U KINGDOM		380		380	
400 U STATES		738		738	
		1118		1118	
COPPER MANUFACTURES OF N O P					6052
100 U KINGDOM		834		992	
313 CHINA		68		68	
327 FRANCE				116	
400 U STATES		45719		83944	
		46621		85120	
LEAD IN PIGS AND BLOCKS	LB				6061
363 PERU	100068	13413	100068	13413	
388 YUGO SLAV	12380	16241	123380	16241	
400 U STATES	2500	566	46570	5893	
	225948	30220	270018	35547	
LEAD OLD AND SCRAP	LB				6062
316 CUBA			105215	6976	
400 U STATES	215	22	215	22	
	215	22	105430	6998	
LEAD IN BARS AND SHEETS	LB				6063
	LB				6064
LEAD PIPE	LB				6065
LEAD CAPSULES FOR BOTTLES					6065
100 U KINGDOM		4577		8890	
354 NETHRLNDS		997		3887	
400 U STATES				5051	
		5574		17828	
LEAD SHOT AND BULLETS	LB				6066
100 U KINGDOM			180	56	
400 U STATES	267	125	267	125	
	267	125	447	181	
TEA LEAD	LB				6067
LEAD MANUFACTURES N O P					6068
100 U KINGDOM		1752		2762	
327 FRANCE		371		371	
335 GERMANY		520		520	
347 JAPAN		163		306	
400 U STATES		22585		32438	
		25391		36397	
RODS 90 PC NICKEL FOR WIRE	LB				6070
400 U STATES	99	65	99	65	
	99	65	99	65	

Articles and Countries from which Imported	MONTH OF FEBRUARY 1950		TWO MONTHS ENDED FEBRUARY 1950		Class Number
	Quantities	Values (\$)	Quantities	Values (\$)	
NICKEL NICKEL SILVER IN INGOTS 400 U STATES	LB 12600	6277	12600	6277	6071
	12600	6277	12600	6277	
NICKEL BARS RODS STRIPS SHEETS 100 U KINGDOM 359 NORWAY 400 U STATES	LB 1710	2052	1710 394	2052 257	6072
	165539	124532	404787	295995	
	167249	126584	406891	298304	
NICKEL SILVER BARS RODS STRIPS 400 U STATES	LB 2574	1769	8624	5472	6073
	2574	1769	8624	5472	
NICKEL CHROMIUM IN BARS RDDS 400 U STATES	LB 12732	12315	16530	16744	6074
	12732	12315	16530	16744	
NICKEL MANUFACTURES NOT PLATED 100 U KINGDOM 400 U STATES		1660 43405		5052 74878	6075
		45065		79930	
NICKEL AND PLATED HOLLOW WARE 100 U KINGDOM 400 U STATES		14 28		187 560	6076
		42		747	
NICKEL PLATED WARE N O P 100 U KINGDOM 231 HONG KONG 305 AUSTRIA 306 BELGIUM 317 CZECHO S 327 FRANCE 335 GERMANY 344 ITALY 347 JAPAN 375 SWEDEN 376 SWITZRLND 400 U STATES		39995 862 480 3541		60036 1958 9737 208 68 821 4911 45	6077
		13874 202 17 289407		26163 485 71 606969	
		348378		711472	
ELECTRO PLATED WARE GILT WARE 100 U KINGDOM 231 HONG KONG 305 AUSTRIA 317 CZECHO S 327 FRANCE 335 GERMANY 344 ITALY 347 JAPAN 375 SWEDEN 376 SWITZRLND 400 U STATES		21063 2601 107 63 598		28507 4486 85 107 618 960 850	6082
		5591 166 60 389586		8156 166 60 744346	
		419835		788341	
GOLD FOR COMMERCIAL PURPOSES 400 U STATES	OZ 187	6968	357	12729	6083
	187	6968	357	12729	
GOLD SILVER SWEEPS GOLD FRINGE 327 FRANCE 400 U STATES		520 315		962 315	6084
		835		1277	
GOLD SILVER DUTCH METAL LEAF 100 U KINGDOM 335 GERMANY 400 U STATES		3235 415		10217 415	6085
		4496 8146		9147 19779	
GOLD MANUFACTURES N O P 100 U KINGDOM 335 GERMANY 400 U STATES		2781 12673		2781 424 36729	6086
		15454		39934	
PLATINUM PALLADIUM IRIIDIUM 100 U KINGDOM 400 U STATES		1529685 4569		5147776 12176	6087
		1534254		5159952	
PLATINUM CRUCIBLES 400 U STATES		19440		87840	6088
		19440		87840	
PLAT RETORT FDR SULPHURIC ACID					6089
BLACK OXIDE COPPER FOR COLDURS 100 U KINGDOM	LB		200	154	6090
			200	154	
SILVER UNMANUFACTURED 100 U KINGDOM 400 U STATES	OZ 110	82	110	82	6091
	2994	2346	5667	4436	
	3104	2428	5777	4518	
COIN FOREIGN EXCEPT GOLD					6092
TOILET ARTICLES OF STERLING 100 U KINGDOM 400 U STATES		1018 184		1859 328	6093
		1202		2187	
SILVER MANUFACTURES N D P 100 U KINGDOM 215 INDIA 231 HONG KONG 313 CHINA 318 DENMARK 327 FRANCE 335 GERMANY		27476 20 189 1100 120		63849 20 50 189 1989 261 334	6094

IMPORTS INTO CANADA FOR CONSUMPTION

Articles and Countries from which Imported	MONTH OF FEBRUARY 1950		TWO MONTHS ENDED FEBRUARY 1950		Class Number
	Quantities	Values (\$)	Quantities	Values (\$)	
347 JAPAN		78		4083	
400 U STATES		4486		10587	
TIN BLOCKS PIGS OR BARS		53469		81332	
218 B MALAYA	CWT	1904	4480	376249	6101
400 U STATES		1677	3149	271731	
TINFOIL		3581	7629	647980	
100 U KINGDOM	LB	250	400	186	6102
400 U STATES		779	794	1290	
COLLAPSIBLE TUBES OF METAL		1029	1194	1476	
400 U STATES					6103
ZINC SPELTER					
ZINC BLOCKS PIGS BARS PLATES	CWT				6111
400 U STATES					
ZINC STRIP AND SHEETS					
100 U KINGDOM	CWT	100	100	2184	6112
306 BELGIUM		100	100	2184	
400 U STATES					6113
ZINC DUST					
400 U STATES					
ZINC MANUFACTURES N O P					
100 U KINGDOM					6115
400 U STATES					
ZINC SLUGS FOR DRY BATTERIES					
400 U STATES					
BABBITT METAL IN BLOCKS BARS					
400 U STATES					
BRITANNIA METAL PIGS BLOCKS					
BRITANNIA METAL MANUFACTURES					
100 U KINGDOM					6117
400 U STATES					
CHROMIUM TUNGSTEN FOR ALLOYS					
400 U STATES					
ALLOY SLUGS CAST WITH DIAMONDS					
400 U STATES					
PHOSPHOR TIN PHOSPHOR BRONZE					
100 U KINGDOM					6121
400 U STATES					
ALLOYS OF COPPER					
100 U KINGDOM					6122
400 U STATES					
ALLOYS OF MAGNESIUM					
100 U KINGDOM					6123
400 U STATES					
CLOCKS					
100 U KINGDOM					6124
306 BELGIUM					
317 CZECHOS					6125
327 FRANCE					
335 GERMANY					6126
347 JAPAN					
354 NETHRLNDS					6129
376 SWITZRLND					
400 U STATES					
CLOCK MOVEMENTS AND CASES					
100 U KINGDOM					6130
327 FRANCE					
335 GERMANY					6131
376 SWITZRLND					
400 U STATES					
PARTS OF CLOCK MOVEMENTS					
100 U KINGDOM					6132
327 FRANCE					
335 GERMANY					6133
376 SWITZRLND					
400 U STATES					
TIME RECORDERS					
100 U KINGDOM					6134
376 SWITZRLND					
400 U STATES					
WATCHES					
100 U KINGDOM					6135
305 AUSTRIA					
327 FRANCE					
376 SWITZRLND					

Articles and Countries from which Imported	MONTH OF FEBRUARY 1950		TWO MONTHS ENDED FEBRUARY 1950		Class Number
	Quantities	Values (\$)	Quantities	Values (\$)	
400 U STATES		9968		15342	
WATCH CASES AND PARTS		127426		250440	6136
100 U KINGDOM		458		458	
306 BELGIUM		940		940	
327 FRANCE		344		1325	
376 SWITZRLND		13374		23396	
400 U STATES		120115		204427	
WATCH ACTIONS AND MOVEMENTS		135231		230546	6137
327 FRANCE				858	
376 SWITZRLND		311327		618874	
400 U STATES		14342		33566	
PARTS OF WATCH MOVEMENTS		325669		653298	6138
376 SWITZRLND		16170		52121	
400 U STATES		22816		47507	
BATTERIES FLABLIGHT AND PARTS		38986		99628	6139
400 U STATES		52		52	
BATTERIES HEARING AID AND PTS		52		52	6140
400 U STATES		19856		41172	
BATTERIES ELECTRIC PRIMARY NOP		19856		41172	6141
100 U KINGDOM		7410		10784	
400 U STATES		5909		13665	
BATTERIES STORAGE N O P PARTS		13319		24449	6142
100 U KINGDOM		3638		6812	
400 U STATES		86807		153203	
APPARATUS ELECTRIC HEATING NOP		90445		160015	6143
100 U KINGDOM		2446		2472	
400 U STATES		59136		107856	
DYNAMOS GENERATORS AND PTS NOP		61582		110328	6144
100 U KINGDOM		71911		102963	
234 AUSTRALIA				257	
335 GERMANY				499	
400 U STATES		197052		744078	
FUSES FUSE PLUGS CUTOUTS PARTS		268963		847797	6145
100 U KINGDOM		3855		4464	
400 U STATES		32026		72839	
FLUORESCENT TUBES ARC LAMPS	NO	35881		77303	6146
100 U KINGDOM			1000	360	
400 U STATES	22591	4534	48822	11425	
LAMPS ELECTRIC CARBON FILAMENT	NO	4534	49822	11785	6147
400 U STATES	6	36	6	36	
LAMPS ELECTRIC METAL FILAMENT	NO	36	6	36	6148
100 U KINGDOM	828	443	2022	2561	
347 JAPAN	25000	390	25000	390	
400 U STATES	3748	2123	7171	4449	
LIGHTS HEAD SIDE TAIL TORCHES	29576	2956	34193	7400	6149
100 U KINGDOM		6002		6983	
231 HONG KONG		33288		33288	
234 AUSTRALIA				537	
327 FRANCE				31	
400 U STATES		31308		85849	
ELECTRIC LIGHT FIXTURES N O P		70598		126688	6150
100 U KINGDOM		1778		3495	
317 CZECHO S		14207		31369	
326 FINLAND		1180		1180	
327 FRANCE		235		1060	
335 GERMANY		1202		1700	
344 ITALY		1704		4693	
347 JAPAN		5249		6077	
376 SWITZRLND				172	
400 U STATES		259601		508483	
LIGHTNING ARRESTERS REACTORS		285156		558229	6151
400 U STATES		9481		18475	
MAGNETOS FOR GAS ENGINES		9481		18475	6152
400 U STATES		5071		6870	
METERS ELECTRIC AND PARTS NOP		5071		6870	6153
100 U KINGDOM		2355		3082	
376 SWITZRLND		514		514	
400 U STATES		56753		125697	
MOTORS ELECTRIC UNDER 10 DDL	NO	59622		129293	6154
100 U KINGDOM	602	5352	602	5352	
400 U STATES	10713	40506	25637	100465	
MOTORS ELEC OVER 10DDL AND PTS	11315	45858	26239	105817	6155
100 U KINGDOM		97759		136468	
327 FRANCE		30		30	
376 SWEDEN				5015	

IMPORTS INTO CANADA FOR CONSUMPTION

Articles and Countries from which Imported	MONTH OF FEBRUARY 1950		TWO MONTHS ENDED FEBRUARY 1950		Class Number
	Quantities	Values (\$)	Quantities	Values (\$)	
376 SWITZRLND 400 U STATES		1145		2311	
RHEOSTATS CONTROLLERS STARTERS		599589		1308851	
100 U KINGDOM 376 SWITZRLND 400 U STATES		698523		1452675	6156
SAD IRONS ELECTRIC AND PARTS		8753		33873	
100 U KINGDOM 376 SWITZRLND 400 U STATES		1514		5981	
		446849		938641	6157
		457116		978495	
SELFCONTAINED LIGHTING OUTFITS		15078		27657	
400 U STATES		10408		24375	
		25486		52032	6158
SOCKETS OUTLETS RECEPTACLES		2597		5808	
100 U KINGDOM 400 U STATES		2597		5808	6159
SPARK PLUGS MAGNETOS IGNITION		23		23	
400 U STATES		43367		93022	
		43390		93045	6160
SWITCHES SWITCHBOARDS AND PTS		2817		3881	
100 U KINGDOM 376 SWITZRLND 400 U STATES		2817		3881	6161
SWITCH GEAR FOR COAL MINES		16733		26230	
100 U KINGDOM 376 SWITZRLND 400 U STATES		20894		26148	
		360734		859739	6162
		398361		912117	
TELEGRAPH APPARATUS AND PARTS		7558		26175	
100 U KINGDOM 400 U STATES		2893		7083	
		10451		33258	6163
TELEPHONE APPARATUS AND PARTS		268		2065	
100 U KINGDOM 400 U STATES		120692		215567	
		120960		217632	6164
TRANSFORMERS AND PARTS N O P		94068		157538	
100 U KINGDOM 318 DENMARK 400 U STATES		309		309	
		415585		891444	6165
		509653		1049291	
RADIO TUBES		5828		43309	
100 U KINGDOM 376 SWITZRLND 400 U STATES		113799		139	
		119627		237920	6166
				281368	
	NO	780	128	976	
100 U KINGDOM 354 NETHRLNDS 400 U STATES	11		286	2880	
		116742	311834	316587	
		111146	318248	320443	6167
RADIO APPARATUS N O P		43718		99196	
100 U KINGDOM 327 FRANCE 354 NETHRLNDS 381 ALASKA 400 U STATES		22		22	
		404		3973	
		395782		196	
		439926		1063348	6168
				1166735	
ELECTRIC DRY SHAVING MACHINES				20	
100 U KINGDOM 354 NETHRLNDS 400 U STATES				158	
		116470		191303	
		116470		191481	6169
ELECT STEAM GENERATORS AND PTS					
100 U KINGDOM 376 SWITZRLND 400 U STATES	NO	1715		5292	
		817		817	
		3167		13644	
		5699		19753	6170
ELECTRIC APPARATUS N O P		29190		54013	
100 U KINGDOM 327 FRANCE 347 JAPAN 376 SWITZRLND 400 U STATES				174	
		699229		278	
		728419		3724	
				1492431	
				1550620	6171
ELECTRIC PRECISION INSTRUMENTS		17436		22645	
100 U KINGDOM 400 U STATES		115089		288086	
		132525		310731	6172
ELECTRIC OR GAS WELDING APP		2883		3062	
100 U KINGDOM 400 U STATES		214281		434263	
		217164		437325	6173
RADIO RECEIVING SETS					
100 U KINGDOM 400 U STATES	NO	99	53	12337	
	4	9237	308	17913	
	141	9336	361	30250	6175
	145				
RADIO SET PARTS TARIFF 4450		2007		2752	
100 U KINGDOM 400 U STATES		255772		608158	
		257779		610910	6176
RADIO TUBE PARTS TARIFF 445P		85510		172326	
400 U STATES		85510		172326	6177
SOUND EQUIPMENT		139		2855	
100 U KINGDOM					

Articles and Countries from which Imported	MONTH OF FEBRUARY 1950		TWO MONTHS ENDED FEBRUARY 1950		Class Number
	Quantities	Values (\$)	Quantities	Values (\$)	
400 U STATES		64836		114674	
LIGHTING FIXTURES		64975		117529	6181
8 GAS COAL OIL		1028		1615	
100 U KINGDOM		73		212	
231 HONG KONG				106	
317 CZECHO S		48		429	
327 FRANCE		7213		16951	
400 U STATES		8362		19313	
GAS MANTLES GAS BURNERS		1261		2115	6182
400 U STATES		1261		2115	
GAS METERS AND PARTS		40076		54605	6183
400 U STATES		40076		54605	
PLATES CYLINDERS ENGRAVERS		5530		6122	6191
100 U KINGDOM		54133		104419	
400 U STATES		59663		110541	
PLATES PRINTING 2 COLOURS		24		86	6192
100 U KINGDOM				272	
354 NETHRLNDS		28962		61165	
400 U STATES		28986		61523	
PLATES FOR PRINTING MUSIC		500		2312	6193
400 U STATES		500		2312	
STEREOTYPES ELECTROTYPES NOP	SQ IN	3754	24277	8789	6194
400 U STATES	8467	3754	24277	8789	
MATRICES FOR STEREOTYPES 475A	SQ IN	23	21204	57	6195
327 FRANCE	9576	1486	1815680	5455	
400 U STATES	473192	1509	1836884	5512	
STEREOTYPES FOR BOOKS	SQ IN		228	55	6196
100 U KINGDOM	796767	31046	1615266	59622	
400 U STATES	796767	31046	1615494	59677	
STEREOTYPES FOR ADVERTISEMENTS	SQ IN	164	1020	322	6197
100 U KINGDOM	510	10496	572668	24587	
400 U STATES	239043	10660	573688	24909	
TYPE METAL IN BLOCKS PLATES	LB				6198
TYPE PRINTING CHASES QUOINS		1997		4111	6199
100 U KINGDOM				733	
354 NETHRLNDS		19458		37006	
400 U STATES		21455		41850	
PRINTG PLATES FOR PUBLICATIONS		212		212	6200
100 U KINGDOM		60542		123261	
400 U STATES		60754		123473	
TUNGSTEN BEARING ORES	CWT				6208
KYANITE CRUDE OR CALCINED	CWT				6209
400 U STATES	375	2093	975	3121	
CHROME ORE	CWT				6210
204 S RHOO			831	577	
379 TURKEY		9593	11565	29096	
400 U STATES	4446	9593	6656	13659	
ANTIMONY OR REGULUS DF	LB				6211
400 U STATES	116834	34719	1216983	343003	
BISMUTH METALLIC NATURAL	LB				6212
CINNABAR	LB				6214
CDBALT ORE	CWT				6215
MANGANESE OXIDE	CWT				6216
100 U KINGDOM	141	441	141	441	
312 CHILE	6912	20628	6912	20628	
400 U STATES	8031	29600	13487	52102	
ORES OF METALS N O P	CWT				6217
100 U KINGDOM	1139	4625	4170	16085	
352 MEXICO	76643	554958	1139	4625	
363 PERU	1249	6552	88484	595620	
400 U STATES	79031	566135	2614	13622	
MERCURY OR QUICKSILVER	LB				6218
352 MEXICO	760	807	760	807	
400 U STATES	101240	102304	101838	103003	
ANODES NICKEL ZINC COPPER ETC		102000	102598	103810	6219
400 U STATES		1298		2886	
ARTICLES FOR AGRIC IMPLEMENTS		1298		2886	6220
400 U STATES		34661		78557	
ARTICLES FOR STORAGE BATTERIES		34661		78557	6221
400 U STATES		17892		50516	
		17892		50516	

IMPORTS INTO CANADA FOR CONSUMPTION

Articles and Countries from which Imported	MONTH OF FEBRUARY 1950		TWO MONTHS ENDED FEBRUARY 1950		Class Number
	Quantities	Values (\$)	Quantities	Values (\$)	
BELLS FOR CHURCHES					6222
327 FRANCE		5753		5800	
400 U STATES		1895		5602	
		7648		11402	
BELLS AND GONGS N O P					6223
100 U KINGDOM		1250		1834	
215 INDIA		187		187	
317 CZECHOS				34	
327 FRANCE		29		497	
335 GERMANY				86	
347 JAPAN		477		477	
400 U STATES		11019		24221	
		12962		27336	
SLIDE OR ZIPPER FASTENERS					6225
400 U STATES		1658		2894	
		1658		2894	
BUCKLES CLASPS EYELETS HOOKS					6226
100 U KINGDOM		1542		4253	
376 SWITZERLAND				214	
400 U STATES		87455		164932	
		88997		169399	
CAGES BIRD SQUIRREL RAT WIRE					6227
100 U KINGDOM		4459		13178	
400 U STATES		1707		2388	
		6166		15566	
CHRONOMETERS COMPASSES SHIPS					6228
100 U KINGDOM		1651		8422	
400 U STATES		8304		50192	
		9955		58614	
METAL ARTICLES FOR JEWELLERY					6229
100 U KINGDOM		968		3821	
335 GERMANY		29		29	
400 U STATES		67169		144718	
		68166		148568	
ARTICLES FOR USE IN FISHERIES					6230
100 U KINGDOM		1260		2631	
366 PORTUGAL		4295		4525	
372 SPAIN				574	
400 U STATES		3047		4791	
		8602		12521	
ARTICLES N O P FOR MFR SHIPS					6232
100 U KINGDOM		16296		47103	
400 U STATES		63856		156277	
		80152		203380	
ELEMENTS FOR LAMP FILAMENTS					6233
400 U STATES		51876		108721	
		51876		108721	
METAL PTS FOR COVERED BUTTONS					6234
100 U KINGDOM		104		409	
400 U STATES		21251		52328	
		21355		52737	
NAILS TACKS BRASS OR COPPER					6235
400 U STATES		153		358	
		153		358	
PATTERNS OF METAL NOT MODELS					6236
400 U STATES		21178		46624	
		21178		46624	
UMBRELLA PARTS EXCEPT FABRIC					6237
100 U KINGDOM		701		902	
335 GERMANY		164		890	
400 U STATES		43786		75335	
		44651		77127	
RIVETS BURRS BRASS OR COPPER					6238
100 U KINGDOM				402	
400 U STATES		8157		21295	
		8157		21697	
SCREWS OF METAL N O P					6240
100 U KINGDOM		200		538	
400 U STATES		2839		6364	
		3039		6902	
SHOE AND CORSET EYELETS HOOKS					6241
344 ITALY				22	
400 U STATES		21064		42771	
		21064		42793	
TIPS STUDS FOR CORSET CLASPS					6242
100 U KINGDOM		472		472	
400 U STATES		327		1123	
		799		1595	
TRACTION ENGINE MATERIALS					6243
WIRE FOR SHOE NAILING MACHINES	L8				6245
400 U STATES	3000	652	7200	1564	
	3000	652	7200	1564	
WIRE NON FERROUS COVERED					6247
100 U KINGDOM		17603		26964	
400 U STATES		73192		143911	
		90795		170875	
WIRE TINSEL FOR BRAIDS CORDS					6248
335 GERMANY				1059	
400 U STATES		2071		3863	
		2071		4922	
WIRE STRANDED NON FERROUS					6249
100 U KINGDOM				350	
400 U STATES		5642		9805	
		5642		10155	

IMPORTS INTO CANADA FOR CONSUMPTION

Articles and Countries from which Imported	MONTH OF FEBRUARY 1950		TWO MONTHS ENDED FEBRUARY 1950		Class Number
	Quantities	Values (\$)	Quantities	Values (\$)	
WIRE NON FERROUS M O P					
100 U KINGDOM		87		1174	6250
400 U STATES		9599		22565	
		9686		23739	
NON FERROUS METALS AND PRODUCT					
100 U KINGDOM		5188		12367	6251
347 JAPAN		2645		2645	
352 MEXICO		8155		8155	
400 U STATES		67406		111257	
		83394		134424	
PARTS FOR MFR OF SHUTTLES					
100 U KINGDOM		120		120	6252
400 U STATES		12142		26232	
		12262		26352	
HINGES FOR JEWELLERY BOXES					
400 U STATES		188		3687	6253
		188		3687	
MATERIALS FOR MFR MINING MACH					
400 U STATES		952		1523	6254
		952		1523	
MAGNESIUM SCRAP	LB				6255
METAL POWDER FRICTION MATERIAL					
400 U STATES		1742		4606	6256
		1742		4606	

IMPORTS INTO CANADA FOR CONSUMPTION

Articles and Countries from which Imported	MONTH OF FEBRUARY 1950		TWO MONTHS ENDED FEBRUARY 1950		Class Number
	Quantities	Values (\$)	Quantities	Values (\$)	
<u>GROUP 7</u>					
<u>NON METALLIC MINERALS</u>					
ASBESTOS PACKING					
100 U KINGDOM	LB 14661	8131	24874	14737	7001
400 U STATES	21831	13580	30992	18207	
	36492	21711	55866	32944	
ASBESTOS BRAKE LINING FOR AUTO					
100 U KINGDOM		2159		7224	7002
400 U STATES		10089		39859	
		12248		47083	
ASBESTOS MANUFACTURES N O P					
100 U KINGDOM		2749		19250	7003
400 U STATES		105113		202138	
		107862		221388	
ASBESTOS CLUTCH FACINGS AUTO					
100 U KINGDOM				65	7004
400 U STATES		22365		34486	
		22365		34551	
BRAKE LININGS AND FACINGS NOP					
100 U KINGDOM		349		1931	7005
400 U STATES		2206		3787	
		2555		5718	
CHINA CLAY GROUND					
100 U KINGDOM	CWT 72812	47591	81379	53423	7011
400 U STATES	76403	71330	153266	142592	
	149215	118921	234645	196015	
FIRE CLAY GROUND					
100 U KINGDOM	CWT 5906	2397	5906	2397	7012
400 U STATES	78274	22247	177743	54106	
	84180	24644	183649	56503	
PIPE CLAY GROUND					
400 U STATES	CWT 2700	2134	2700	2134	7013
	2700	2134	2700	2134	
CLAYS N O P GROUND					
100 U KINGDOM		61		61	7014
400 U STATES		24611		48358	
		24672		48419	
ZIRCONIUM SILICATE					
400 U STATES		458		7793	7015
		458		7793	
ZIRCONIUM OXIDE					
400 U STATES		2881		8183	7016
		2881		8183	
SAGGARS FOR CERAMIC PRODUCTS					
400 U STATES		489		4761	7017
		489		4761	
ACTIVATED CLAY TO REFINE OILS					
400 U STATES		10366		34033	7018
		10366		34033	
GROG FOR REFRACTORY MATERIALS					
400 U STATES	TON 208	4375	617	14318	7019
	208	4375	617	14318	
BRICK BUILDING					
400 U STATES	TON 1545	27023	3521	62688	7021
	1545	27023	3521	62688	
BRICK FIRE CHROME					
400 U STATES		43985		90966	7022
		43985		90966	
BRICK FIRE MAGNESITE					
400 U STATES		20203		43081	7023
		20203		43081	
BRICK FIRE 90 PER CENT SILICA					
400 U STATES		58679		106440	7024
		58679		106440	
BRICK FIRE 100 DOL THOUSAND					
400 U STATES		12988		30388	7025
		12988		30388	
BRICK FIRE FURNACE OR KILN					
100 U KINGDOM		31099		51393	7026
400 U STATES		186437		454532	
		217536		505925	
BRICK FIRE N O P					
100 U KINGDOM		12592		16980	7027
400 U STATES		114727		296667	
		127319		313647	
BRICK PAVING					
400 U STATES	TON 165	2717	266	4968	7028
	165	2717	266	4968	
BUILDING BLOCKS BUILDING TILE					
400 U STATES		22597		41737	7029
		22597		41737	
DRAIN PIPES SEWER PIPES N O P					
100 U KINGDOM		3939		7823	7030
400 U STATES		7525		13095	
		11464		20918	
DRAIN TILES NOT GLAZED					
					7031
TILES FOR MOSAIC FLOORING					
100 U KINGDOM		4720		8028	7032
400 U STATES		13750		24851	
		18470		32879	

IMPORTS INTO CANADA FOR CONSUMPTION

Articles and Countries from which Imported	MONTH OF FEBRUARY 1950		TWO MONTHS ENDED FEBRUARY 1950		Class Number
	Quantities	Values (\$)	Quantities	Values (\$)	
EARTHENWARE TILES FOR ROOFING					7033
306 BELGIUM				22	
400 U STATES		325		3371	
		325		3393	
TILES EARTHENWARE N O P					7034
100 U KINGDOM		36600		67479	
306 BELGIUM		442		442	
317 CZECHO S				2717	
344 ITALY		6572		13108	
400 U STATES		12644		28650	
		56258		112396	
CHINA AND PORCELAIN WARE N O P					7043
100 U KINGDOM		1384		2804	
313 CHINA				15	
327 FRANCE		343		343	
335 GERMANY				30	
347 JAPAN		340		340	
400 U STATES		1346		3427	
		3413		6959	
DEMIJOHNS CHURNS CROCKS N O P					7045
400 U STATES		1826		2280	
		1826		2280	
TABLEWARE OF CHINA PORCELAIN					7046
100 U KINGDOM		705487		1460123	
231 HONG KONG		1972		3420	
317 CZECHO S		720		720	
318 DENMARK		1375		1375	
327 FRANCE		908		3612	
335 GERMANY		5687		12993	
344 ITALY		4180		6711	
347 JAPAN		11807		23606	
354 NETHRLNDS		219		219	
376 SWITZRLND		16		16	
400 U STATES		98189		196801	
		830560		1709596	
STONEWARE EARTHENWARE N O P					7047
100 U KINGDOM		38648		76090	
231 HONG KONG		381		933	
313 CHINA		628		628	
317 CZECHO S		333		333	
318 DENMARK		673		860	
327 FRANCE		571		772	
335 GERMANY		724		2022	
344 ITALY		10009		13204	
347 JAPAN		6378		13432	
354 NETHRLNDS		459		661	
400 U STATES		67655		134516	
		126459		243451	
CHEMICAL STONEWARE ACID RESIST					7048
100 U KINGDOM		340		2034	
400 U STATES		5532		8697	
		5872		10731	
PORCELAIN RUBBER GLOVE FORMS					7049
400 U STATES		1631		1812	
		1631		1812	
ARTIFICIAL TEETH NOT MOUNTED					7051
100 U KINGDOM		462		462	
400 U STATES		70784		140836	
		71246		141298	
BATHS BATHTUBS BASINS ETC N O P					7052
100 U KINGDOM		25470		56599	
400 U STATES		88591		173156	
		114061		229755	
CRUCIBLES N O P AND COVERS					7053
100 U KINGDOM		4315		8145	
400 U STATES		6996		12699	
		11311		20844	
INSULATORS ELECTRIC PORCELAIN					7055
100 U KINGDOM		674		1897	
400 U STATES		72970		161433	
		73644		163330	
MANUFACTURES OF CLAY N O P					7056
100 U KINGDOM		130		1486	
215 INDIA		1447		1996	
400 U STATES		31883		66382	
		33460		69864	
BRIQUETTES OF COAL OR COKE	TON				7060
400 U STATES		21492	270177	38272	478885
		21492	270177	38272	478885
ANTHRACITE SCREENINGS OR DUST	TON				7061
400 U STATES		581	2039	1786	7017
		581	2039	1786	7017
ANTHRACITE DOMESTIC SIZES	TON				7062
100 U KINGDOM				3343	34471
400 U STATES		168985	2271050	360553	4837569
		168985	2271050	363896	4872040
ANTHRACITE SMALLER SIZES N O P	TON				7063
100 U KINGDOM				2734	23291
400 U STATES		38367	310706	70428	570562
		38367	310706	73162	593853
COAL BITUMINOUS AND COAL N O P	TON				7064
100 U KINGDOM				7840	67538
381 ALASKA		10	475	10	475
400 U STATES		1246331	6550500	2741908	14824741
		1246341	6550975	2749758	14892754

IMPORTS INTO CANADA FOR CONSUMPTION

Articles and Countries from which Imported	MONTH OF FEBRUARY 1950		TWO MONTHS ENDED FEBRUARY 1950		Class Number
	Quantities	Values (\$)	Quantities	Values (\$)	
COAL LIGNITE 400 U STATES	TON 288	1497	885	4446	7065
COAL EXWAREHOUSED SHIPS STORES 400 U STATES	TON 288	1497	885	4446	7066
BENZOL 400 U STATES	GAL 121009	20117	121223	20190	7070
COAL TAR CRUDE IN BULK 400 U STATES	GAL 121009	20117	121223	20190	7071
COAL PITCH 100 U KINGDOM 400 U STATES	CWT 1224	2455	1248	2534	7072
CARBOLIC OR HEAVY OIL 100 U KINGDOM 234 AUSTRALIA 400 U STATES	GAL 10841	2350	666612	136551	7073
COKE PETROLEUM 400 U STATES	TON 12522	247694	26825	546287	7074
COKE GROUND FOR BATTERIES 400 U STATES	TON 10	943	33	2726	7075
COKE N O P 400 U STATES	TON 19569	348545	43135	750956	7077
DECANTERS AND TUMBLERS 100 U KINGDOM 306 BELGIUM 317 CZECHO S 335 GERMANY 400 U STATES		248		22	7079
LAMP CHIMNEYS 400 U STATES		382		248	7080
GLASS PLATES FOR OPTICAL MFR 335 GERMANY 400 U STATES		36921		89	7081
GLASS CARBOYS BOTTLES JARS 100 U KINGDOM 231 HONG KONG 305 AUSTRIA 306 BELGIUM 317 CZECHO S 327 FRANCE 347 JAPAN 354 NETHRLNDS 375 SWEDEN 400 U STATES		37551		382	7082
GLASS TABLEWARE CUT GLASS NOP 100 U KINGDOM 231 HONG KONG 306 BELGIUM 317 CZECHO S 327 FRANCE 335 GERMANY 340 HUNGARY 344 ITALY 347 JAPAN 375 SWEDEN 376 SWITZRLND 400 U STATES		16940		92935	7083
LAMP BULBS AND TURING FOR 400 U STATES		16940		93676	7084
GLASS SHADES DR GLORES 100 U KINGDOM 400 U STATES		28623		100063	7085
LENSES GLASS N O P 100 U KINGDOM 400 U STATES		28623		102273	7086
FRESNEL TYPE LENSES GLORES 400 U STATES		1310		6766	7087
MOULDED SHAPES FOR ELECT FIXT 317 CZECHO S 400 U STATES		59		59	7088
HEAT RESISTING GLASSWARE 100 U KINGDOM 400 U STATES		129		616	7089
COMMON COLOURLESS WINDOW GLASS 100 U KINGDOM 306 BELGIUM		461		260	7091
		201		2024	
		1336		1558	
		12		1992	
		221255		40	
		224763		12	
		14930		429562	
		26		442889	
		2264			
		5860			
		99			
		495			
		2860			
		491			
		195			
		957			
		59042			
		87219			
		173038			
		173038			
		253			
		255			
		508			
		304			
		25112			
		25416			
		4544			
		4544			
		57			
		117525			
		117582			
		211			
		63866			
		64077			
		2032054			
		654888			
		141227			
		45633			
		3852637			
		1586440			
		269789			
		105705			

IMPORTS INTO CANADA FOR CONSUMPTION

Articles and Countries from which Imported	MONTH OF FEBRUARY 1950		TWO MONTHS ENDED FEBRUARY 1950		Class Number
	Quantities	Values (\$)	Quantities	Values (\$)	
317 CZECHOSLOVAKIA	129163	7515	284550	16529	
400 U STATES	498030	45667	831374	73588	
GLASS FOR PHOTO DRY PLATES	3314135	240042	6555001	465611	7092
PLATE GLASS NOT OVER 7 SQ FT	SQ FT				7093
100 U KINGDOM	198740	67829	322751	110473	
306 BELGIUM	2934	846	4575	1286	
400 U STATES	432870	166369	812717	300856	
PLATE GLASS 7 TO 25 SQ FT	SQ FT				7094
100 U KINGDOM	149680	59966	258978	105861	
306 BELGIUM	23837	8024	33198	11140	
400 U STATES	112941	56329	275002	134062	
PLATE GLASS NO P	286458	124389	567178	251063	7095
100 U KINGDOM	80 FT	200336	72479	408042	151219
306 BELGIUM	58477	25540	120052	51204	
327 FRANCE			614	669	
400 U STATES	38128	19085	137306	64223	
GERMAN MIRROR PLATE UNSILVERED	296941	117104	666014	267315	7096
400 U STATES			252	340	
LAMINATED GLASS SHEETS OR MFRS			252	340	7097
100 U KINGDOM		4667		7827	
400 U STATES		2285		2893	
GLASS UNCOLOURED OVER 34 OZ		6952		10720	7098
100 U KINGDOM	80 FT	215593	41647	502159	102507
306 BELGIUM	23930	7136	73118	17948	
400 U STATES	68169	15391	137510	32300	
GLASS SHEETS WIRED	307692	64174	712787	152755	7099
100 U KINGDOM	80 FT	69080	13603	103881	19511
400 U STATES	975	276	16365	3704	
ORNAMENTAL WINDOW GLASS	70055	13879	120246	23215	7111
100 U KINGDOM	SQ FT	17736	5900	42144	11888
306 BELGIUM	7088	1045	7088	1045	
400 U STATES	17982	10186	32051	18836	
PAINTED OBSCURED WHITE GLASS	42806	17131	81283	31769	7112
100 U KINGDOM	SQ FT	70548	9666	158890	21894
306 BELGIUM	3200	382	23212	2771	
317 CZECHOSLOVAKIA			3920	416	
400 U STATES	93722	16060	193221	37867	
STAINED OR ORNAMENTAL WINDOWS	167470	26108	379243	62948	7113
306 BELGIUM				2880	
327 FRANCE				2320	
344 ITALY		442		442	
375 SWEDEN				693	
SILVERED GLASS NO P				442	6335
100 U KINGDOM		3651		6050	7114
306 BELGIUM				744	
327 FRANCE		248		248	
344 ITALY		221		261	
347 JAPAN		2127		3914	
400 U STATES		7484		20084	
GLASS BALLS FOR FIBRES OR YARN		13731		31301	7120
400 U STATES		9282		18564	
GLASS TO BE CUT OR MOUNTED		9282		18564	7121
100 U KINGDOM		117		117	
306 BELGIUM		4997		6621	
317 CZECHOSLOVAKIA		196		2610	
335 GERMANY		1156		2475	
400 U STATES		86502		126981	
GLASS BLANKS FOR REFLECTORS		92968		138804	7122
400 U STATES		23461		35046	
BEADS FOR MFR IMITATION PEARLS		23461		35046	7123
347 JAPAN		824		824	
400 U STATES		22643		37595	
ARTIFICIAL EYES CONTACT LENSES		23467		38419	7124
100 U KINGDOM		104		104	
400 U STATES		911		2453	
PHOTOGRAPHIC DRY PLATES		1015		2557	7125
100 U KINGDOM		682		3366	
306 BELGIUM		321		321	
400 U STATES		9212		16146	
SPECTACLES EYE GLASS LENSES		10215		19833	7126
100 U KINGDOM		25		302	
347 JAPAN				220	
400 U STATES		24843		56757	
MANUFACTURES OF GLASS NO P		24868		57279	7127
100 U KINGDOM		3544		7052	

IMPORTS INTO CANADA FOR CONSUMPTION

Articles and Countries from which Imported	MONTH OF FEBRUARY 1950		TWO MONTHS ENDED FEBRUARY 1950		Class Number
	Quantities	Values (\$)	Quantities	Values (\$)	
306 BELGIUM		82		82	
317 CZECHOSLOVAKIA		384		6038	
327 FRANCE		162		1466	
335 GERMANY		102		120	
344 ITALY		2357		2377	
375 SWEDEN		86		106	
376 SWITZERLAND		523		653	
400 U STATES		98133		214158	
		105373		232052	
GLASS WOOL OR FIBRE GLASS	LB				7128
400 U STATES	90063	26651	146833	42756	
	90063	26651	146833	42756	
GLASS BLOCKS					7129
400 U STATES		44899		79626	
		44899		79626	
PLUMBAGO NOT GROUND OR MFRD					7131
352 MEXICO		3536		10843	
400 U STATES		526		526	
		4062		11369	
CRUCIBLES PLUMBAGO AND COVERS					7132
100 U KINGDOM		514		6256	
400 U STATES		6277		14470	
		6791		20726	
PLUMBAGO GROUND AND MFRS NOP					7133
100 U KINGDOM		436		436	
400 U STATES		16366		37177	
		16802		37613	
ASPHALTUM OR ASPHALT	CWT				7141
400 U STATES	20060	65885	35320	120429	
	20060	65885	35320	120429	
ASPHALTUM OIL FOR PAVING	GAL				7143
OIL FOR CONCENTRATION OF ORES	GAL				7151
400 U STATES			15700	13302	
			15700	13302	
CRUDE PETROLEUM FOR REFINING	M GAL				7153
225 TRINIDAD	3461	261950	3465	262181	
303 ALASKA	23700	1071453	55373	2505276	
387 VENEZUELA	40648	3452674	111239	9286315	
400 U STATES	65066	5367154	133894	11202452	
	132875	10153231	303971	23256224	
PETROLEUM TOPS FOR REFINERS	GAL				7154
225 TRINIDAD	9105	652	9105	652	
	9105	652	9105	652	
FUEL OIL EXWARE SHIPS STORES	GAL				7156
400 U STATES	323482	14277	996101	40659	
	323482	14277	996101	40659	
CRUDE PETROLEUM LESS THAN 8155	GAL				7157
CRUDE PETROLEUM N O P	GAL				7158
400 U STATES	49907	4065	92917	7243	
	49907	4065	92917	7243	
AVIATION GASOLINE	GAL				7161
381 ALASKA	38691	11637	114926	35544	
400 U STATES	4594636	991562	5009517	1095557	
	4633327	1003199	5124443	1131101	
KEROSENE N O P	GAL				7162
357 NETH ANT	379189	41286	379189	41286	
381 ALASKA	74107	15833	74107	15833	
400 U STATES	1584627	186595	1842917	223606	
	2037923	243714	2296213	280725	
ENGINE DISTILLATE 8017 OR OVER	GAL				7163
400 U STATES	2760	282	4972	665	
	2760	282	4972	665	
GASOLINE UNDER 8236 SP G N O P	GAL				7164
381 ALASKA	85547	20314	224528	53191	
400 U STATES	1586621	167911	7018971	941597	
	1672168	180225	7243499	994788	
CASINGHEAD GASOLINE BLENDING	GAL				7165
400 U STATES	4194011	494879	6078219	711385	
	4194011	494879	6078219	711385	
LUB OILS UNDER 25C PER GAL	GAL				7166
400 U STATES	558541	104198	1077688	198967	
	558541	104198	1077688	198967	
PETRO LUB OILS 25C GAL OR OVER	GAL				7167
100 U KINGDOM			397	399	
327 FRANCE			13	66	
381 ALASKA	767	987	1017	1338	
400 U STATES	342857	167637	716851	348436	
	343624	168624	718278	350239	
OILS MINERAL N O P	GAL				7168
400 U STATES	60717	72525	181091	179921	
	60717	72525	181091	179921	
PETROLEUM LUB OIL FOR MEDICINE	GAL				7170
STOVE OIL NO 2 FUEL OIL	GAL				7171
357 NETH ANT	3739954	411520	7899064	826272	
381 ALASKA	554534	100735	554534	100735	
400 U STATES	4198814	547343	4699287	636156	
	8493302	1059598	13152885	1563163	
LIGHT FUEL OILS NOS 2 AND 3	GAL				7172
400 U STATES	1048882	122942	1543289	183510	
	1048882	122942	1543289	183510	
HEAVY FUEL OILS NOS 4 5 AND 6	GAL				7173
400 U STATES	5775954	231418	9474450	405772	
	5775954	231418	9474450	405772	

IMPORTS INTO CANADA FOR CONSUMPTION

Articles and Countries from which Imported	MONTH OF FEBRUARY 1950		TWO MONTHS ENDED FEBRUARY 1950		Class Number
	Quantities	Values (\$)	Quantities	Values (\$)	
DIESEL FUEL 400 U STATES	GAL 7716310	829904	8921944	958760	7174
	7716310	829904	8921944	958760	
TRACTOR FUEL 400 U STATES	GAL		410	60	7175
			410	60	
PETROL GREASE LUBRICATING NOP 100 U KINGDOM 381 ALASKA 400 U STATES	LB 56 6253 615628	17 932 56271	56 6253 1138670	17 932 104765	7181
	621937	57220	1144979	105714	
PETROL JELLIES TOILET MEDICINE 400 U STATES		41791		105445	7182
		41791		105445	
PARAFFINE WAX 400 U STATES	LB 1621229	113188	3841443	282006	7183
	1621229	113188	3841443	282006	
CANDLES PARAFFINE WAX 400 U STATES	LB 19110	5188	23006	5814	7184
	19110	5188	23006	5814	
PRODUCTS OF PETROLEUM N O P 100 U KINGDOM 381 ALASKA 400 U STATES	GAL 3032 105485	1389 52325	120 3032 186911	257 1389 92179	7185
	106517	53714	190063	93825	
LIQUEFIED PETROLEUM GASES 400 U STATES	LB 9487829	118945	20898005	273120	7186
	9487829	118945	20898005	273120	
NAPHTHA INCL SOLVENT NAPHTHA 400 U STATES	GAL 431292	90598	710887	154864	7187
	431292	90598	710887	154864	
ARTIFICIAL ABRASIVE GRAINS 400 U STATES		139261		270397	7191
		139261		270397	
DIAMONDS BLACK BORT FOR BORERS 100 U KINGDOM 207 UN SO AFR 221 B GUIANA 306 BELGIUM 309 BRAZIL 354 NETHRLNOS 400 U STATES	CARAT 3000 5100	6252 25820	3572 5100	8318 25820	7192
			68 84 234 1000	558 2756 1757 7527	
	198 1000 62365 71663	1489 7527 353950 395038	164478	878023 924759	
DIATOMACEOUS EARTH 400 U STATES	CWT 26357	42506	56707	91925	7193
	26357	42506	56707	91925	
EMERY IN BULK 100 U KINGDOM 400 U STATES		7363		82 14280	7194
		7363		14362	
GRINDING WHEELS BONDED 100 U KINGDOM 400 U STATES		809 62277		1813 140050	7195
		63086		141863	
GRINDING STONES BLOCKS BONDED 400 U STATES		6095		10134	7196
		6095		10134	
EMERY ART ABRASIVE MFRS N O P 400 U STATES		7000		11590	7197
		7000		11590	
GRINDSTONES 36 INCHES OR OVER	NO				7198
GRINDSTONES N O P 100 U KINGDOM 400 U STATES	NO 78 59 137	74 455 529	78 135 213	74 720 794	7199
PUMICE PUMICE STONE LAVA TUSA 344 ITALY 400 U STATES		7292		781 13501	7200
		7292		14282	
SANOPAPER EMERY PAPER CLOTH 400 U STATES		2644		6106	7201
		2644		6106	
BUILDING STONE N O P 400 U STATES	CWT 9681	7873	16687	13959	7210
	9681	7873	16687	13959	
GRANITE ROUGH 326 FINLAND 375 SWEDEN 400 U STATES		117 2686		1656 11371 7015	7215
		2803		20042	
GRANITE SAWN 400 U STATES				3997	7216
				3997	
GRANITE MANUFACTURES 100 U KINGDOM 326 FINLAND 375 SWEDEN 400 U STATES		316 3110 980		297 316 3110 980	7218
		4406		4703	
GYPSUM 100 U KINGDOM 400 U STATES	TON 15	517	16 22	652 953	7221
	15	517	38	1605	

Articles and Countries from which Imported	MONTH OF FEBRUARY 1950		TWO MONTHS ENDED FEBRUARY 1950		Class Number
	Quantities	Values (\$)	Quantities	Values (\$)	
LIME					
400 U STATES	CWT				7223
	13021	7279	32522	16582	
	13021	7279	32522	16582	
PLASTER OF PARIS					
WALL PLASTER	CWT				7224
400 U STATES	9080	10508	14382	18875	
	9080	10508	14382	18875	
CEMENT PORTLAND WATER LIME					
100 U KINGDOM	CWT				7225
400 U STATES	1026	1332	15498	9943	
	4788	7587	26174	27327	
	5814	8919	41672	37270	
CEMENT MANUFACTURES N O P					
400 U STATES		2695		10743	7226
		2695		10743	
WHITE PORTLAND CEMENT CLINKER					
400 U STATES	CWT				7227
	8955	8473	11909	11267	
	8955	8473	11909	11267	
MARBLE ROUGH					
344 ITALY		2610		2610	7231
		2610		2610	
MARBLE SAWN					
306 BELGIUM				1655	7232
344 ITALY		5393		5393	
400 U STATES		2192		3454	
		7585		10502	
MARBLE FOR TOMBSTONES					
400 U STATES		2041		3633	7233
		2041		3633	
MARBLE MANUFACTURES N O P					
344 ITALY		194		257	7234
400 U STATES		22		489	
		216		746	
MARBLE ORNAMENTAL FOR CHURCHES					
327 FRANCE				6543	7235
344 ITALY		482		482	
		482		7025	
ROOFING SLATE					
400 U STATES	sq				7241
	17	610	56	2449	
	17	610	56	2449	
SLATE MANUFACTURE S N O P					
100 U KINGDOM		71		71	7243
400 U STATES		2762		14594	
		2833		14665	
BURRSTONES IN BLOCKS					
	ND				7251
CHALK CLIFF STONE MICA SCHIST					
400 U STATES		869		2397	7252
		869		2397	
CHALK PREPARED					
100 U KINGDOM		50		50	7253
400 U STATES		981		981	
		1031		1031	
CURLING STONES AND HANDLES					
100 U KINGDOM	PAIR				7254
	80	2972	316	12511	
	80	2972	316	12511	
FELDSPAR CRUDE ONLY					
	CWT				7255
FELDSPAR GROUND					
400 U STATES	CWT				7256
	50	76	60	96	
	50	76	60	96	
FLINT AND GROUND FLINT STONE					
400 U STATES	CWT				7257
	978	2070	978	2070	
	978	2070	978	2070	
FLUORSPAR					
400 U STATES	CWT				7258
			900	2344	
			900	2344	
GANISTER					
400 U STATES	CWT				7259
			592	133	
			592	133	
MAGNESITE CALCINED HEAD BURNED					
100 U KINGDOM	CWT				7262
215 INDIA	407	3411	1303	7487	
400 U STATES	150	1067	150	1067	
	1719	9886	5333	24062	
	2276	14364	6786	32616	
PHOSPHATE ROCK					
400 U STATES	CWT				7263
	166821	80475	362625	148924	
	166821	80475	362625	148924	
SILICA SAND					
400 U STATES	CWT				7264
	471226	84776	950816	175157	
	471226	84776	950816	175157	
SAND AND GRAVEL N O P					
400 U STATES	TON				7265
	1585	3279	3263	6770	
	1585	3279	3263	6770	
SILEX OR CRYSTALLIZED QUARTZ					
400 U STATES	CWT				7266
	29438	29688	54830	46747	
	29438	29688	54830	46747	
STONE REFUSE					
	TON				7267
TALC OR SOAPSTONE					
327 FRANCE	CWT				7268
400 U STATES	158	239	158	239	
	5096	7544	13399	22255	
	5254	7783	13557	22494	
WHITING GILDERS PARIS WHITE					
100 U KINGDOM	CWT				7269
306 BELGIUM	1744	1039	5879	3546	
327 FRANCE	672	347	1120	565	
400 U STATES			400	161	
	21606	27911	43636	56732	
	24022	29297	51035	61004	

IMPORTS INTO CANADA FOR CONSUMPTION

Articles and Countries from which Imported	MONTH OF FEBRUARY 1950		TWO MONTHS ENDED FEBRUARY 1950		Class Number
	Quantities	Values (\$)	Quantities	Values (\$)	
STONE AND MANUFACTURES N O P					7270
100 U KINGDOM				120	
344 ITALY		2279		5523	
400 U STATES		613		1317	
		2892		6960	
ROOFING GRANULES	CWT				7271
400 U STATES	103641	83899	153525	127192	
	103641	83899	153525	127192	
STONE CRUSHED	TON				7272
400 U STATES	211	2759	431	4683	
	211	2759	431	4683	
BARYTES	CWT				7281
400 U STATES	2920	5338	7420	12731	
	2920	5338	7420	12731	
CARBONS 3 TO 35 INCHES CIRCUM					7282
100 U KINGDOM		529		6714	
400 U STATES		32779		56596	
		33308		63310	
CARBONS OVER 35 INCHES CIRCUM					7283
400 U STATES		4360		16479	
		4360		16479	
ELECTRIC LIGHT CARBONS N O P	LB				7284
100 U KINGDOM	31	19	31	19	
400 U STATES	2610	2002	25584	14586	
	2641	2021	25615	14605	
CRAYONS					7285
100 U KINGDOM		324		569	
335 GERMANY		3370		4343	
376 SWITZRLND		103		103	
400 U STATES		16381		38792	
		20178		43807	
DIAMONDS UNSET	CARAT				7286
100 U KINGDOM	1817	138662	2580	222357	
207 UN SO AFR	11	4229	11	4229	
306 BELGIUM	1720	271493	3368	512118	
354 NETHRLNDS	298	44771	586	93201	
360 ISRAEL	164	22114	714	90643	
376 SWITZRLND	8	1365	21	3808	
400 U STATES	537	98883	1409	209162	
	4555	581517	8689	1135518	
EARTHS CRUDE ONLY					7287
400 U STATES				36	
				36	
FOUNDRY FACINGS OF ALL KINDS					7288
400 U STATES		5146		13650	
		5146		13650	
FULLERS EARTH IN BULK ONLY					7289
100 U KINGDOM		255		1051	
400 U STATES		8604		15903	
		8859		16954	
GAS IMPORTED BY PIPE LINE	M FT				7290
400 U STATES	32384	21886	83397	51842	
	32384	21886	83397	51842	
INSULATORS ELECTRIC N O P					7291
100 U KINGDOM		164		322	
400 U STATES		23019		45447	
		23183		45769	
MAGNESIA PIPE COVERING					7292
400 U STATES		257		795	
		257		795	
MICA AND MANUFACTURES N O P					7294
100 U KINGDOM		2627		9706	
215 INDIA		37028		76256	
304 ARGENTINA				188	
400 U STATES		35286		74197	
		74941		160347	
MINERAL WOOL N O P	LB				7295
SALT TABLE	CWT				7296
SALT FOR FISHERIES	CWT				7297
227 BAHAMAS	29792	10212	59472	17167	
366 PORTUGAL	51200	23556	79200	38256	
400 U STATES	885	232	1896	498	
	81877	34000	140568	55921	
SALT IN BULK N O P	CWT				7298
400 U STATES	101969	27018	209453	56355	
	101969	27018	209453	56355	
SALT IN BAGS BARRELS	CWT				7299
100 U KINGDOM	149	133	289	233	
400 U STATES	21625	14364	35009	24486	
	21774	14497	35298	24719	
SULPHUR AND BRIMSTONE	CWT				7300
400 U STATES	89263	84575	395823	383169	
	89263	84575	395823	383169	
MINERAL SUBSTANCES N O P					7301
100 U KINGDOM		2110		5110	
313 CHINA		398		398	
317 CZECHO S				76	
344 ITALY		2973		3236	
354 NETHRLNDS		848		1300	
400 U STATES		161685		326570	
		168014		336690	
VERMICULITE CRUDE					7302
400 U STATES		12046		29869	
		12046		29869	

IMPORTS INTO CANADA FOR CONSUMPTION

Articles and Countries from which Imported	MONTH OF FEBRUARY 1950		TWO MONTHS ENDED FEBRUARY 1950		Class Number
	Quantities	Values (\$)	Quantities	Values (\$)	
ASPHALT TILE FOR FLOORING 400 U STATES	80 FT				7303
	166735	14967	350550	33521	
	166735	14967	350550	33521	

IMPORTS INTO CANADA FOR CONSUMPTION

Articles and Countries from which Imported	MONTH OF FEBRUARY 1950		TWO MONTHS ENDED FEBRUARY 1950		Class Number
	Quantities	Values (\$)	Quantities	Values (\$)	
GROUP 8					
CHEMICALS AND ALLIED PRODUCTS					
ACID BORACIC 25 LBS OR OVER 400 U STATES	LB 213220	10362	498210	25534	8001
	213220	10362	498210	25534	
ACID HYDROFLUOSILICIC 400 U STATES	LB 8998	908	15399	1643	8002
	8998	908	15399	1643	
ACID MURIATIC 400 U STATES	LB 271700	2836	775148	8098	8003
	271700	2836	775148	8098	
ACID NITRIC 400 U STATES	LB 29953	1824	39261	2505	8005
	29953	1824	39261	2505	
ACID PHOSPHORIC 400 U STATES	LB 54005	3025	127374	7452	8006
	54005	3025	127374	7452	
ACID SALICYLIC ACETYL SALICYLIC 100 U KINGDOM 400 U STATES	LB 22200 57325	11746 23735	35744 70449	17949 29123	8007
	79525	35481	106193	47072	
ACID SULPHURIC 400 U STATES	LB 826	161	1324	246	8008
	826	161	1324	246	
ACID LACTIC 100 U KINGDOM 400 U STATES	LB 126	72	11139	1728	8009
	24269	4865	55318	10849	
	24395	4937	66457	12577	
ACID NICOTINIC 400 U STATES	LB		5494	16652	8010
			5494	16652	
ACID ACETIC AND PYROLIGNEOUS 400 U STATES	GAL		42	170	8012
			42	170	
ACID CITRIC 100 U KINGDOM 400 U STATES	LB 168487	43340	238345	62267	8013
	2852	793	49682	14012	
	171339	44133	288027	76279	
ACID CRESYLIC 400 U STATES	LB 14046	2105	24466	2834	8015
	14046	2105	24466	2834	
XANTHATES FOR ORES 400 U STATES	LB 319935	80335	756199	197169	8016
	319935	80335	756199	197169	
ACID OXALIC 100 U KINGDOM 400 U STATES	LB 5600	986	28000	4207	8017
	112250	17698	161505	24445	
	117850	18684	189505	28652	
ACID TANNIC 100 U KINGDOM 400 U STATES	LB 700	1182	500	425	8020
	700	1182	1100	1721	
	700	1182	1600	2146	
TARTARIC ACID CRYSTAL OR POWD 100 U KINGDOM 344 ITALY 400 U STATES	LB 10192	2665	66342	17300	8021
	36942	7054	36942	7054	
	1500	668	2397	1120	
	48634	10387	105681	25474	
ACIDS N D P 100 U KINGDOM 400 U STATES	LB 33239	3790	33681	4440	8022
	506108	44024	651012	87559	
	539347	47814	684693	91999	
ACID ARSENIC 400 U STATES	LB 205664	9999	300798	14624	8023
	205664	9999	300798	14624	
ACID ASCORBIC 400 U STATES	LB 110	812	1076	7931	8024
	110	812	1076	7931	
ACID FORMIC 400 U STATES	LB 37150	5401	87060	12229	8025
	37150	5401	87060	12229	
ACID CHROMIC 100 U KINGDOM 335 GERMANY 400 U STATES	LB 1764	457	11200	2850	8026
	57000	15383	1764	457	
	58764	15840	135200	36334	
	58764	15840	148164	39641	
ACID CARBOLIC OR PHENOL 100 U KINGDOM 400 U STATES	LB 855900	118439	31620	4480	8027
	855900	118439	1658990	222856	
	855900	118439	1690610	227336	
AMYL ALCOHOL OR FUSEL OIL 400 U STATES	GAL 6804	8972	20142	26596	8032
	6804	8972	20142	26596	
BUTYL ALCOHOL 400 U STATES	LB 82402	9786	293873	36156	8034
	82402	9786	293873	36156	
METHYL ETHYL KETONE 400 U STATES	LB 99166	10662	306160	61689	8035
	99166	10662	306160	61689	
ETHYL AND METHYL ALCOHOL 400 U STATES	P GAL 47540	10483	110573	22315	8036
	47540	10483	110573	22315	
RUM TO BE DENATURED 400 U STATES	P GAL		1246	1460	8037
			1246	1460	

IMPORTS INTO CANADA FOR CONSUMPTION

Articles and Countries from which Imported	MONTH OF FEBRUARY 1950		TWO MONTHS ENDED FEBRUARY 1950		Class Number
	Quantities	Values (\$)	Quantities	Values (\$)	
ISOPROPYL ALCOHOL 400 U STATES	GAL 22094	8451	42717	16904	8038
	22094	8451	42717	16904	
CELLULOSE NITRATE FOR MFERS 100 U KINGDOM 344 ITALY 400 U STATES		3128 602 34407 38137		3210 762 134180 138152	8040
CELLULOSE MANUFACTURES N O P 100 U KINGDOM 231 HONG KONG 234 AUSTRALIA 347 JAPAN 375 SWEDEN 400 U STATES		24615 33 1360 680 134218 160906		76402 119 33 1360 680 250693 329287	8041
PYROXYLIN MANUFACTURES N O P 100 U KINGDOM 347 JAPAN 376 SWITZRLND 400 U STATES		939 568 23 46846 48376		3054 744 23 98623 102444	8043
CELLULOSE REGENERATED SHEETS 100 U KINGDOM 400 U STATES		10343 32206 42549		25461 47159 72620	8044
CELLULOSE ACETATE FOR MFERS 400 U STATES		39010 39010		64891 64891	8045
CELLULOSE ACETATE PHOTO FILM 400 U STATES		50429 50429		123484 123484	8046
COLLODION FOR FILMS ENGRAVERS 400 U STATES	GAL 6 6	127 127	22 22	187 187	8047
PYROXYLIN FOR IM LEATHER					8048
MOULDING COMPOSITION CELLULOSE 400 U STATES		69370 69370		104385 104385	8049
INTERLINED SHEET STOCK 400 U STATES		4178 4178		9328 9328	8050
CAFFEINE AND SALTS 100 U KINGDOM	LB 1120 1120	6281 6281	1120 1120	6281 6281	8052
COCAINE 327 FRANCE	OZ		352 352	2532 2532	8053
CODEINE AND SALTS 100 U KINGDOM	OZ 12292 12292	64436 64436	17300 17300	90818 90818	8054
MORPHINE 100 U KINGDOM	OZ 400 400	2708 2708	1802 1802	11534 11534	8055
OPIUM 100 U KINGDOM	LB		20 20	275 275	8057
QUININE SALTS 308 BOLIVIA 400 U STATES	OZ 1234 3400 4634	655 2151 2806	1234 3400 4634	655 2151 2806	8059
STRYCHNINE AND SALTS	OZ				8060
PREPARATIONS WEED KILLING 400 U STATES		136290 136290		185914 185914	8069
NICOTINE AND SALT FOR SPRAYING 400 U STATES	LB 2574 2574	2996 2996	5876 5876	7200 7200	8070
CHLOROPICRIN INSECTICIDES 400 U STATES		18208 18208		44359 44359	8071
SPRAYS IN PKGS NOT OVER 3 LBS 100 U KINGDOM 400 U STATES		302 27266 27568		3664 73113 76777	8072
DISINFECTANTS DIPS SPRAYS NOP 100 U KINGDOM 354 NETHRLNDS 376 SWITZRLND 400 U STATES		7267 4870 300868 313005		11506 80 4870 591703 608159	8073
MEDICINAL PREPARATIONS DRY 100 U KINGDOM 231 HONG KONG 304 ARGENTINA 327 FRANCE 335 GERMANY 347 JAPAN 354 NETHRLNDS 376 SWITZRLND 400 U STATES		28159 5869 180 1729 40 2653 28185 323603 390418		91826 8758 180 4362 159 40 2653 31486 732285 871749	8074
MEDICINAL PREPARATIONS LIQUID 100 U KINGDOM		8726		9927	8075

IMPORTS INTO CANADA FOR CONSUMPTION

Articles and Countries from which Imported	MONTH OF FEBRUARY 1950		TWO MONTHS ENDED FEBRUARY 1950		Class Number
	Quantities	Values (\$)	Quantities	Values (\$)	
231 HONG KONG		574		662	
327 FRANCE		3106		5656	
352 MEXICO		111		111	
354 NETHRLNDS				28	
376 SWITZRLND		900		1137	
400 U STATES		126686		238826	
		140103		256347	
MEDICINAL PREPARATIONS OTHER					
100 U KINGDOM				105	8076
327 FRANCE				205	
400 U STATES		1022		1629	
		1022		1939	
MEDICATED WINES UNDER 40 PROOF	GAL				8077
MENTHOL NATURAL OR SYNTHETIC					
231 HONG KONG		7176		7176	8078
309 BRAZIL		8418		8418	
400 U STATES		45735		69600	
		61329		85194	
PAPAINE					
400 U STATES		964		1858	8079
		964		1858	
SPIRITS AND STRONG WATERS	GAL				8081
100 U KINGDOM			26	595	
231 HONG KONG	761	6472	989	7877	
400 U STATES	500	5985	930	8762	
	1261	12457	1945	17234	
EXTRACT OF CASCARA SAGRADA					8082
400 U STATES		1883		4027	
		1883		4027	
PENICILLIN AND PRODUCTS					8083
400 U STATES		102193		183343	
		102193		183343	
STREPTOMYCIN AND PRODUCTS					8084
400 U STATES		2958		3557	
		2958		3557	
ANILINE DYES 1 LB OR OVER	LB				8091
100 U KINGDOM	37595	38227	109808	96342	
335 GERMANY	25	167	300	720	
376 SWITZRLND	25740	74315	42245	120174	
400 U STATES	301516	399408	683135	866615	
	364876	512117	835488	1083851	
ANILINE AND COAL TAR DYES NOP	LB				8092
100 U KINGDOM	300	529	300	529	
400 U STATES	12897	27642	26745	52409	
	13197	28171	27045	52938	
ANILINE DIL CRUDE	LB				8093
ANILINE SALTS AND ALIZARIN	LB				8094
100 U KINGDOM	535	847	7392	8435	
400 U STATES	2642	1130	3392	1522	
	3177	1977	10784	9957	
COAL TAR BASE OR SALT FOR DYES	LB				8095
100 U KINGDOM			5140	6694	
354 NETHRLNDS			276	208	
376 SWITZRLND	988	7228	2613	17259	
400 U STATES	106925	99773	243388	206065	
	107913	107001	251417	230226	
CAMWOOD AND SUMAC AND EXTRACT	CWT				8103
400 U STATES	41	419	41	419	
	41	419	41	419	
CHEM COMP FOR DYEING TANNING	CWT				8104
100 U KINGDOM	616	9103	2231	29706	
234 AUSTRALIA			521	3233	
335 GERMANY	27	248	71	558	
376 SWITZRLND	28	4139	78	10853	
400 U STATES	10922	46737	36951	116162	
	11593	60227	39852	160512	
INDIGO INDIGO PASTE OR EXTRACT	CWT				8106
100 U KINGDOM	150	8780	150	8780	
400 U STATES	3	282	9	534	
	153	9062	159	9314	
IRON AND RED LIQUOR FOR DYEING	CWT				8107
400 U STATES	54	691	129	1687	
	54	691	129	1687	
LOGWOOD AND FUSTIC EXTRACT	CWT				8109
100 U KINGDOM			33	757	
400 U STATES	11	333	34	1103	
	11	333	67	1860	
QUEBRACHO EXTRACT	CWT				8111
100 U KINGDOM			419	4570	
304 ARGENTINA	11367	99360	18732	162951	
362 PARAGUAY			5625	47895	
400 U STATES	40	575	5869	47794	
	11407	99935	30645	263210	
TERRA JAPONICA GAMBIER CUTCH	CWT				8113
100 U KINGDOM	336	3242	840	8105	
400 U STATES	77	1437	77	1437	
	413	4679	917	9542	
TURMERIC	CWT				8114
215 INDIA	179	2859	179	2859	
400 U STATES	62	374	64	426	
	241	3233	243	3285	
NON EDIBLE SEEDS BEANS NUTS	CWT				8115
224 JAMAICA	22	68	22	68	
400 U STATES	907	5207	995	5884	
	929	5275	1017	5952	

IMPORTS INTO CANADA FOR CONSUMPTION

Articles and Countries from which Imported	MONTH OF FEBRUARY 1950		TWO MONTHS ENDED FEBRUARY 1950		Class Number
	Quantities	Values (\$)	Quantities	Values (\$)	
CHESTNUT EXTRACT 400 U STATES	CWT 1985	18530	5514	44446	8116
	1985	18530	5514	44446	
SPRUCE EXTRACT 400 U STATES	CWT 401	2324	1242	3950	8117
	401	2324	1242	3950	
MYROBALAN EXTRACT	CWT				8118
WATTLE EXTRACT 207 UN SO AFR	CWT 5033	27645	12185	66926	8119
	5033	27645	12185	66926	
HEMLOCK EXTRACT 400 U STATES	CWT		329	2220	8120
			329	2220	
EXTRACTS N O P OYEING TANNING 400 U STATES	CWT 2366	9905	5215	27297	8121
	2366	9905	5215	27297	
BINITROTOLUOL FOR EXPLOSIVES 400 U STATES	LB 30387	2854	30387	2854	8131
	30387	2854	30387	2854	
NITRATE COMPOUNDS NOP FOR EXPL 100 U KINGDOM 400 U STATES	LB 59853	6118	4750	635	8132
	59853	6118	149852	15873	
			154602	16508	
BLASTING AND MINING POWDER DYNAMITE AND NITRO GLYCERINE 400 U STATES	LB 99	298	553	407	8133
	99	298	553	407	8134
FIREWORKS FIRECRACKERS 100 U KINGDOM 231 HONG KONG 313 CHINA 335 GERMANY 400 U STATES		393		1560	8135
				393	
				11135	
				283	
		208		242	
		601		13613	
FUSE NON METALLIC 400 U STATES				158	8136
				158	
GUN RIFLE SPORTING POWDER 400 U STATES	LB 12125	6712	23791	18287	8137
	12125	6712	23791	18287	
EXPLOSIVES N D P 100 U KINGDOM 400 U STATES	LB 86176	156315	86176	156315	8138
	142213	36288	425719	104531	
	228389	192603	511895	260846	
AMMONIA SULPHATE 400 U STATES	CWT 27	269	27	269	8151
	27	269	27	269	
BLAST FURNACE SLAG BASIC SLAG 400 U STATES	CWT 58452	5587	108926	10839	8152
	58452	5587	108926	10839	
POTASH MANURE SALTS 400 U STATES	CWT 2600	2392	2600	2392	8154
	2600	2392	2600	2392	
POTASH MURIATE OF CRUDE 306 BELGIUM 327 FRANCE 400 U STATES	CWT 29982	61344	29982	61344	8155
	27060	48591	64050	116042	
	31983	41630	73629	99056	
	89025	151565	167661	276442	
POTASH SULPHATE OF CRUDE 400 U STATES	CWT 6342	13711	10543	23123	8156
	6342	13711	10543	23123	
SOOA NITRATE OR CUBIC NITRE 100 U KINGDOM 400 U STATES	CWT 67	366	67	366	8157
	27087	67827	35407	90435	
	27154	68193	35474	90801	
SUPERPHOSPHATE ACIO PHOSPHATE 400 U STATES	CWT 162589	155116	291958	264733	8158
	162589	155116	291958	264733	
FERTILIZERS COMPOUNDED N O P 400 U STATES	CWT 6399	17059	11366	34561	8159
	6399	17059	11366	34561	
FERTILIZERS UNMANUFACTURED NOP 100 U KINGDOM 400 U STATES	CWT 1800	900	1800	900	8160
	35797	104834	76951	221916	
	37597	105734	78751	222816	
LITHARGE 100 U KINGDOM 400 U STATES	CWT 292	4781	337	5516	8171
	2233	32243	2572	40746	
	2525	37024	2909	46262	
LEAD RED DRY ORANGE MINERAL 100 U KINGDOM 400 U STATES	LB 16240	2581	16240	2581	8172
			6250	1146	
	16240	2581	22490	3727	
LEAD WHITE DRY 400 U STATES	LB 40000	5691	42000	6039	8173
	40000	5691	42000	6039	
LEAD WHITE GROUND IN OIL	LB				8174
LAMP BLACK 400 U STATES	LB 21566	3472	41166	7207	8180
	21566	3472	41166	7207	
ANTIMONY OXIDE TITANIUM OXIDE 100 U KINGDOM 400 U STATES	LB 161270	20996	358370	50083	8181
	3532291	420870	6637277	817564	
	3693561	441866	6995647	867647	

Articles and Countries from which Imported	MONTH OF FEBRUARY 1950		TWO MONTHS ENDED FEBRUARY 1950		Class Number
	Quantities	Values (\$)	Quantities	Values (\$)	
CARRON BLACK 400 U STATES	LB 4173925	268481	8951507	574665	8182
	4173925	268481	8951507	574665	
ROSE BLACK AND IVORY BLACK 100 U KINGDOM 400 U STATES	LB 5750	1196	5040 31829	303 4968	8183
	5750	1196	36869	5271	
BLANC FIXE 400 U STATES	LB 167500	4329	341000	11697	8184
	167500	4329	341000	11697	
BRONZE POWDER 400 U STATES	LB 2101	1842	2427	2144	8185
	2101	1842	2427	2144	
LITHOPONE 100 U KINGDOM 400 U STATES	LB 10000 972365	618 67302	80000 1359465	4664 92153	8186
	982365	67920	1439465	96817	
OXIDE OF COBALT 100 U KINGDOM	LB		3000	3975	8187
			3000	3975	
OXIDE OF TIN OR COPPER 100 U KINGDOM 400 U STATES	LB 1018 210	884 162	2026 430	1798 232	8188
	1228	1046	2456	2030	
OXIDES FILLERS COLOURS DRY NOP 100 U KINGDOM 372 SPAIN 400 U STATES	LB 59732	23702	160131 11023	75397 340	8189
	454438	171242	809676	342859	
	514170	194944	980830	418596	
PARIS GREEN DRY 400 U STATES	LB		39984	6627	8190
			39984	6627	
SATIN WHITE 400 U STATES	LB 74905	964	114913	1472	8191
	74905	964	114913	1472	
ULTRAMARINE BLUE DRY OR PULP 100 U KINGDOM 400 U STATES	LB 25008 26655	4772 6886	42886 43551	7701 10543	8192
	51663	11658	86437	18244	
ZINC WHITE OXIDE 100 U KINGDOM 400 U STATES	LB 136687 65850	16104 8616	137167 77900	16181 10217	8193
	202537	24720	215067	26398	
OCHRES SIENNAS AND UMBERS 100 U KINGDOM 400 U STATES	LB 25534 114573	857 3105	80842 239162	2501 6500	8201
	140107	3962	320004	9001	
PUTTY 400 U STATES	LB 8550	1947	13981	2916	8202
	8550	1947	13981	2916	
ARTISTS AND CHILDRENS COLOURS 100 U KINGDOM 327 FRANCE 335 GERMANY 400 U STATES		13260		34126 84 229	8211
		4276		6821	
		17536		41260	
GOLD LIQUID PAINT 100 U KINGDOM 400 U STATES				24 535	8212
		535		559	
LIQUID FILLERS AND PAINTS NOP 100 U KINGDOM 359 NORWAY 400 U STATES	GAL 647	3833	4920 5	16469 1702	8213
	8245	65825	28766	156727	
	8892	69658	33691	174898	
SPIRIT VARNISHES AND LACQUERS 100 U KINGDOM 376 SWITZERLAND 400 U STATES	GAL 110	815	110 20	815 191	8214
	2522	13505	6146	27941	
	2632	14320	6276	28947	
STAINS AND OXIDES 100 U KINGDOM 400 U STATES	LB 1000 4677	1389 9499	1200 9163	1775 24137	8215
	5677	10888	10363	25912	
VARNISHES LACQUERS JAPANS NOP 100 U KINGDOM 400 U STATES	GAL 359	953	1403	4377	8216
	3648	15768	12213	37254	
	4007	16721	13616	41631	
ALCOHOLIC PERFUMES UNDER 4 OZ 100 U KINGDOM 224 JAMAICA 327 FRANCE 400 U STATES		1502 35		2522 35	8221
		6802		8025	
		540		1628	
		8879		12210	
ALCOHOLIC PERFUMES OVER 4 DZ 100 U KINGDOM 327 FRANCE 400 U STATES	GAL 11	1156	27	3133	8222
	8	400	14	586	
	6	375	16	2061	
	25	1931	57	5780	
POMADES FRENCH 100 U KINGDOM 327 FRANCE 400 U STATES	LB				8223
PERFUMERY TOILET PREPARATIONS 100 U KINGDOM 327 FRANCE 400 U STATES		6411 1439		7315 5868	8224
		2907		5103	
		10757		18306	

IMPORTS INTO CANADA FOR CONSUMPTION

Articles and Countries from which Imported	MONTH OF FEBRUARY 1950		TWO MONTHS ENDED FEBRUARY 1950		Class Number	
	Quantities	Values (\$)	Quantities	Values (\$)		
CASTILE SOAP 327 FRANCE 400 U STATES	LB	2778	519	9338	1747	8231
				397	160	
		2778	519	9735	1907	
COMMON OR LAUNDRY SOAP 100 U KINGDOM 400 U STATES	LB	19440	3251	19440	3251	8232
		200900	23866	278200	32755	
		220340	27117	297640	36006	
LIQUID SOAP 100 U KINGDOM 400 U STATES	LB	241	83	733	145	8234
		14894	1470	19790	2317	
		15135	1553	20523	2462	
SOAP POWDERS AND FLAKES 100 U KINGDOM 400 U STATES	LB	18598	970	18598	970	8235
		308416	29702	517861	50001	
		327014	30672	536459	50971	
TOILET SOAP N O P 100 U KINGDOM 327 FRANCE 400 U STATES			3773		6554	8236
			27		41	
			1248		1742	
			5048		8337	
WHALE OIL SDAP 400 U STATES	LB	3181	389	3962	480	8237
		3181	389	3962	480	
SOAP N O P 400 U STATES			100		1654	8238
			100		1654	
ALUM IN BULK NOT CALCINED 100 U KINGDOM 400 U STATES	CWT	539	2494	403	995	8251
		539	2494	629	2961	
				1032	3956	
CHLORALUM CHLORIDE DF ALUMINUM 400 U STATES	CWT	1399	9946	2128	18906	8252
		1399	9946	2128	18906	
SULPHATE OF IRON COPPERAS 400 U STATES	CWT	2606	3645	4570	5289	8253
		2606	3645	4570	5289	
SULPHATE OF ALUMINA ALUM CAKE 100 U KINGDOM 400 U STATES	CWT	2500	3489	2948	4182	8254
		760	2274	2967	6967	
		3260	5763	5915	11149	
AMMONIA NITRATE 400 U STATES	LB	46786	2590	87786	4873	8261
		46786	2590	87786	4873	
SAL AMMONIAC 100 U KINGDOM 400 U STATES	LB			83660	5035	8262
		180	60	3195	508	
		180	60	86855	5543	
SAL AMMONIAC SKIMMINGS 400 U STATES	LB	10100	1018	10100	1018	8263
		10100	1018	10100	1018	
AMMONIA COMPOUNDS N O P 100 U KINGDOM 400 U STATES	LB			10412	1168	8264
		366915	15931	624405	20357	
		366915	15931	634817	21525	
AMMONIA ANHYDROUS 400 U STATES	LB	779730	30756	1199570	47918	8265
		779730	30756	1199570	47918	
ANTIMONY SALTS TARTAR EMETIC 400 U STATES	LB	250	155	262	178	8271
		250	155	262	178	
ARSENDUS OXIDE ARSEN SULPHIDE 400 U STATES	LB	610	52	610	52	8273
		610	52	610	52	
COPPER SUBACETATE DR VERDIGRIS 400 U STATES	LB	100	36	100	36	8274
		100	36	100	36	
COPPER SULPHATE 100 U KINGDOM 400 U STATES	LB	67700	4356	67700	4356	8275
		585	101	685	144	
		68285	4457	68385	4500	
TIN BICHLORIDE TIN CRYSTALS 100 U KINGDOM 400 U STATES	LB	106	94	106	94	8277
		365	270	930	793	
		471	364	1036	887	
ZINC CHLORIDE 100 U KINGDOM 400 U STATES	LB	112	61	112	61	8278
		28228	2654	72174	6172	
		28340	2715	72286	6233	
ZINC SULPHATE 100 U KINGDOM 400 U STATES	LB	150976	5106	264992	8919	8279
		40150	2931	90950	6582	
		191126	8037	355942	15501	
BISMUTH SALTS 100 U KINGDOM 400 U STATES			5942		5942	8291
			374		374	
			6316		6316	
LEAD ACETATE NOT GROUND 100 U KINGDOM	LB	27008	4285	43208	6884	8292
		27008	4285	43208	6884	
LEAD ARSENATE	LB					8293
LEAD NITRATE NOT GROUND 100 U KINGDOM 400 U STATES	LB	4480	615	22624	3140	8294
		5550	1082	7650	1495	
		10030	1697	30274	4635	

Articles and Countries from which Imported	MONTH OF FEBRUARY 1950		TWO MONTHS ENDED FEBRUARY 1950		Class Number
	Quantities	Values (\$)	Quantities	Values (\$)	
COMPOUNDS OF TETRAETHYL LEAD 400 U STATES	LB 1062178	409488	1827915	722795	8295
BROMINE 400 U STATES	LB 1062178	409488	1827915	722795	8301
CHLORINE LIQUID CHLORINE GAS 400 U STATES	LB 401050	11304	1190200	33564	8303
IODINE CRUDE 400 U STATES	LB 401050	11304	1190200	33564	8304
IODIZED SALTS FOR ANIMALS 100 U KINGDOM 400 U STATES	LB 13818	24568	22418	39018	8305
CALCIUM ARSENATE	LB 13818	24568	22418	39018	8311
CALCIUM CHLORIDE 400 U STATES	CWT 45622	51574	46192	52094	8315
CHLORIDE OF LIME 100 U KINGDOM 335 GERMANY 400 U STATES	CWT 45622	51574	46192	52094	8316
CALCIUM MOLYBDATE 400 U STATES	LB 13	118	13	118	8318
CALCIUM COMPOUNDS N O P 100 U KINGDOM 400 U STATES	LB 331	862	331	862	8319
ARGOLS 400 U STATES	LB 529	11464	628	13665	8321
CREAM OF TARTAR IN CRYSTALS 100 U KINGDOM 344 ITALY	LB 873	12444	972	14645	8322
POTASH AND PEARL ASH 400 U STATES	LB 2000		2000	2122	8323
POTASH BICARBONATE 400 U STATES	LB 2000		2000	2122	8325
POTASH BICROMATE CRUDE 100 U KINGDOM 400 U STATES	LB 313568	40240	36240	958	8326
POTASH CAUSTIC 335 GERMANY 400 U STATES	LB 313568	40240	728070	74511	8327
POTASH CHLORATE GROUND 312 CHILE 400 U STATES	LB 500		500	99	8329
POTASH RED OR YELLOW PRUSSIAN 400 U STATES	LB 2205	354	4480	967	8330
POTASH NITRATE OR SALTPETRE 400 U STATES	LB 2205	354	6614	1070	8331
POTASH COMPOUNDS N O P 100 U KINGDOM 354 NETHRLNDS 376 SWITZRLND 400 U STATES	LB 22550	2060	11094	2037	8332
CLEANING COMPOUNDS SODIUM BASE 400 U STATES	LB 22550	2060	33175	2836	8333
SODA RENZOATE 400 U STATES	LB 22550	2060	33175	2836	8338
SODA BRDMIDE 100 U KINGDOM 400 U STATES	LB 1000	139	1000	139	8339
SODA CITRATE 400 U STATES	LB 8250	1337	8930	1445	8340
BAKING POWDER 400 U STATES	LB 9250	1476	9930	1584	8341
BORAX IN PKGS 25 LBS OR OVER 400 U STATES	LB 10611	747	10611	747	8342
GLAUBER SALTS 335 GERMANY 400 U STATES	LB 159524	7994	539888	33205	8343
SODA ARSENIATE BINARSENIATE 400 U STATES	LB 170135	8741	550499	33952	8344
SODA ASH OR BARILLA 100 U KINGDOM	LB 2119	371	7937	890	8345

IMPORTS INTO CANADA FOR CONSUMPTION

Articles and Countries from which Imported		MONTH OF FEBRUARY 1950		TWO MONTHS ENDED FEBRUARY 1950		Class Number
		Quantities	Values (\$)	Quantities	Values (\$)	
SODA BICARBONATE	400 U STATES	593850	13179	1004250	23372	8346
		629850	13731	1080250	24518	
SODA BICARBONATE	100 U KINGDOM	406720	6516	799720	12805	8346
	400 U STATES	643000	11836	1682100	31068	
SODA BICHRONATE		1049720	18352	2481820	43873	8347
SODA BISULPHATE OR NITRE CAKE	335 GERMANY			40318	4354	8347
	400 U STATES	233274	22885	391474	39509	
SODA BISULPHATE OR NITRE CAKE		233274	22885	431792	43863	8348
	400 U STATES			85370	2323	
SODA BISULPHITE				85370	2323	8349
SODA BISULPHITE	100 U KINGDOM	504	19	45304	1723	8349
	400 U STATES	300	40	600	80	
SODA CAUSTIC IN PACKAGES		804	59	45904	1803	8350
SODA CAUSTIC IN PACKAGES	400 U STATES	105325	7714	302415	15504	8350
		105325	7714	302415	15504	
SODA CAUSTIC IN SOLUTION						8352
SODA CAUSTIC IN SOLUTION	400 U STATES	1910364	25583	5314827	70806	8352
		1910364	25583	5314827	70806	
SODA CHLORATE						8353
SODA CHLORATE	400 U STATES			200230	17973	8353
				200230	17973	
SODIUM CYANIDE						8354
SODIUM CYANIDE	100 U KINGDOM	325953	38492	908153	106233	8354
	400 U STATES	750	162	38950	6763	
SODIUM GLUTAMATE		326703	38654	947103	112996	8355
SODIUM GLUTAMATE	347 JAPAN	63000	70693	63000	70693	8355
	400 U STATES	12173	24442	23453	44112	
SODA HYPOSULPHITE		75173	95135	86453	114805	8356
SODA NITRITE						8357
SODA NITRITE	100 U KINGDOM	6720	331	47040	2000	8357
	335 GERMANY			148615	5697	
SODA NITRITE	400 U STATES	300	18	1180	171	8358
		7020	349	126835	7868	
SODA PEROXIDE						8358
SODA PEROXIDE	400 U STATES			8000	1467	8358
				8000	1467	
SODA PHOSPHATE N O P						8359
SODA PHOSPHATE N O P	100 U KINGDOM	2240	692	2240	692	8359
	327 FRANCE	776	743	776	743	
SODA PHOSPHATE N O P	400 U STATES	180350	15422	466175	41844	8360
		183366	16857	469191	43279	
SODA PRUSSATE						8360
SODA PRUSSATE	100 U KINGDOM			56293	6959	8360
	354 NETHRLNDS	88000	10072	132000	15108	
SODA SAL		88000	10072	188293	22067	8361
SODA SAL	400 U STATES			5700	224	8361
				5700	224	
SODA SILICATE						8362
SODA SILICATE	400 U STATES	385124	9925	691096	16615	8362
		385124	9925	691096	16615	
SODA SULPHATE CRUDE SALT CAKE						8363
SODA SULPHATE CRUDE SALT CAKE	400 U STATES	1341944	10184	2756284	18903	8363
		1341944	10184	2756284	18903	
SODA SULPHIDE						8364
SODA SULPHIDE	100 U KINGDOM	87276	3486	169036	6712	8364
	400 U STATES	4321	225	28073	1477	
SODA SULPHIDE		91597	3781	197109	8189	8365
SODA SULPHITE						8365
SODA SULPHITE	100 U KINGDOM			39928	1705	8365
	400 U STATES	140040	2974	145863	3374	
SODIUM COMPOUNDS N O P		140040	2974	185791	5079	8366
SODIUM COMPOUNDS N O P	100 U KINGDOM	86464	5269	143808	7026	8366
	327 FRANCE	42	83	42	83	
SODIUM COMPOUNDS N O P	354 NETHRLNDS	9000	1962	9000	1962	8367
	400 U STATES	906649	73687	1758257	146641	
SODA PHOSPHATE DISODIUM		1002155	81001	1911107	155712	8367
SODA PHOSPHATE TRISODIUM						8368
SODA FLUORIDE						8369
SODA FLUORIDE	400 U STATES	39375	4502	57000	6326	8369
		39375	4502	57000	6326	
SODA ANTIMONATE						8370
SODA ANTIMONATE	400 U STATES			36000	10741	8370
				36000	10741	
ACID PHOSPHATE NOT MEDICINAL						8371
ACID PHOSPHATE NOT MEDICINAL	400 U STATES	157550	15012	325825	32164	8371
		157550	15012	325825	32164	
BARIUM PEROXIDE						8372
HYDROGEN PEROXIDE IN SOLUTION						8373
HYDROGEN PEROXIDE IN SOLUTION	400 U STATES	41967	12831	100433	22664	8373
		41967	12831	100433	22664	
MAGNESIUM CARBONATE						8374
MAGNESIUM CARBONATE	100 U KINGDOM	200800	9940	340800	16610	8374

Articles and Countries from which Imported	MONTH OF FEBRUARY 1950		TWO MONTHS ENDED FEBRUARY 1950		Class Number
	Quantities	Values (\$)	Quantities	Values (\$)	
400 U STATES	43251	1349	54776	2716	
MAGNESIUM SALTS COMPOUNDS NOP	244051	11289	395576	19326	8375
100 U KINGDOM	LB 5074	1018	17836	3522	
400 U STATES	35827	7549	76313	17054	
MAGNESIUM SULPHATE EPSOM SALTS	40901	8567	94149	20576	8376
100 U KINGDOM	LB 331220	6951	368820	7925	
335 GERMANY			150000	2106	
400 U STATES	349800	8479	549450	13553	
MERCURY SALTS	680820	15430	1068270	23584	8377
400 U STATES		236		236	
PHOSPHORUS AND COMPOUNDS N O P		236		236	8378
400 U STATES	LB 74	1088	164	2676	
RADIUM	74	1088	164	2676	8379
400 U STATES				67713	
MOLYBDENUM OXIDE	LB			67713	8380
400 U STATES	7960	4199	11960	8398	
ACETONE	7960	4199	11960	8398	8389
400 U STATES		4457		20249	
ETHYLENE DICHLORIDE	LB	4457		20249	8390
AMYL ACETATE					8391
100 U KINGDOM		149		313	
400 U STATES		34		34	
BLACKING SHOE LEATHER DRESSING		183		347	8392
100 U KINGDOM		478		8610	
400 U STATES		9923		21207	
BLUEING LAUNDRY		10401		29817	8393
400 U STATES		212		254	
CAMPHOR NATURAL OR SYNTHETIC		212		254	8394
313 CHINA	LB 7500	3205	7500	3205	
400 U STATES	10803	5172	20653	9549	
CARBON BISULPHIDE N O P	18303	8377	28153	12754	8395
400 U STATES	LB		500	50	
CARBON TETRACHLORIDE			500	50	8396
400 U STATES	LB 288390	19982	573281	42122	
CHLOROFORM AND ETHYL CHLORIDE	288390	19982	573281	42122	8397
100 U KINGDOM	LB 206	234	206	234	
400 U STATES	19781	4108	27397	6716	
CYANIDE OF POTASSIUM	19987	4342	27603	6950	8398
100 U KINGDOM	LB 5600	2161	5600	2161	
400 U STATES	400	231	3400	1435	
ETHYLENE GLYCOL FOR ANTIFREEZE	6000	2392	9000	3596	8399
ETHYLENE GLYCOL N O P	LB				8400
400 U STATES	325401	55021	582737	98019	
FORMALDEHYDE	325401	55021	582737	98019	8401
400 U STATES	LB 1598049	60472	3226954	120834	
GLYCERINE CRUDE	1598049	60472	3226954	120834	8402
225 TRINIDAD	LB		26945	3907	
GLYCERINE FOR EXPLOSIVES			26945	3907	8403
400 U STATES	LB 80000	21216	240000	63648	
GLYCERINE N O P	80000	21216	240000	63648	8404
INK PRINTING	LB				8405
100 U KINGDOM	17056	7277	43950	19983	
400 U STATES	97100	38542	173350	76157	
INK ROTOGRAVURE	114156	45819	217300	96140	8406
400 U STATES	LB 39211	12888	76106	25962	
INK WRITING	39211	12888	76106	25962	8407
100 U KINGDOM		146		146	
400 U STATES		1460		4963	
NAPHTHALENE FLAKES AND BALLS		1606		5109	8408
100 U KINGDOM	LB 200536	10969	377999	20539	
400 U STATES			9606	1263	
NITROUS ETHER	200536	10969	387605	21802	8409
100 U KINGDOM	GAL		9	54	
400 U STATES			5	39	
PHTHALIC ANHYDRIDE FOR RESINS			14	93	8410
306 BELGIUM	LB 133863	22221	133863	22221	
400 U STATES	1062538	457048	2619436	1104964	
	1196401	479269	2753299	1127185	

IMPORTS INTO CANADA FOR CONSUMPTION

Articles and Countries from which Imported	MONTH OF FEBRUARY 1950		TWO MONTHS ENDED FEBRUARY 1950		Class Number
	Quantities	Values (\$)	Quantities	Values (\$)	
SULPHURIC ETHER 400 U STATES	LB 15587	6511	100037	20203	8411
THEOBROMINE DIMETHYL SULPHATE	LB 15587	6511	100037	20203	8412
POLISH KNIFE OR OTHER N O P					8413
100 U KINGDOM		24720		52756	
400 U STATES		12579		21705	
		37299		74461	
VANILLIN 100 U KINGDOM	LB 824	3385	1024	3888	8414
	824	3385	1024	3888	
ALL OTHER DRUGS CHEMICALS NOP					8415
100 U KINGDOM		106787		218232	
215 INDIA		318		318	
231 HONG KONG		1743		4664	
234 AUSTRALIA				329	
306 BELGIUM		892		1768	
313 CHINA				66	
327 FRANCE		7203		8860	
335 GERMANY		83		83	
347 JAPAN		1746		3826	
352 MEXICO		3732		3732	
354 NETHRLNDS		4508		5468	
376 SWITZRLND		27522		44729	
381 ALASKA				12	
400 U STATES		1699578		3360224	
		1854112		3652311	
SYNTHETIC RESIN POWDER PHENOL					8416
100 U KINGDOM				37	
400 U STATES		5460		48110	
		5460		48147	
SYNTHETIC RESIN NOP POWDERED					8417
100 U KINGDOM		770		808	
400 U STATES		74973		179257	
		75743		180065	
SYNTHETIC RESIN FOR MFRS					8418
100 U KINGDOM		6645		14071	
400 U STATES		718301		1590894	
		724946		1604965	
LAMINATED PRODUCTS PAPER BASE					8419
100 U KINGDOM		2571		2571	
400 U STATES		54917		129740	
		57488		132311	
LAMINATED PRDDUCTS FABRIC BASE					8420
100 U KINGDOM				34	
400 U STATES		18514		26822	
		18514		26856	
SYNTHETIC PLASTICS CASEIN BASE					8421
400 U STATES		26		605	
		26		605	
MATERIALS NOP FOR PLASTICS					8422
400 U STATES		85407		183103	
		85407		183103	
CASINGS SYNTHETIC FOR MEATS	LB 81220	110280	172256	220960	8423
400 U STATES	81220	110280	172256	220960	
SYNTHETIC RESIN MFRS N D P					8424
100 U KINGDOM		4299		7304	
317 CZECHO S		198		198	
335 GERMANY				72	
344 ITALY		53		192	
376 SWITZRLND		18		18	
400 U STATES		302012		597257	
		306580		605041	
TUNGSTEN CARBIDE IN TUBES					8425
400 U STATES		1052		2117	
		1052		2117	
PLASTICIZERS FOR SYNTH RESINS					8427
100 U KINGDOM				10316	
400 U STATES		15029		26259	
		15029		36575	
BUTADIENE 400 U STATES		63806		206919	8428
		63806		206919	
ETHYL BENZINE	GAL				8429
GASOLINE ANTI OXIDANTS	LB 3850	2677	9050	5837	8430
400 U STATES	3850	2677	9050	5837	
SYNTHETIC RESIN GLUE	LB 68271	17872	88426	23696	8431
400 U STATES	68271	17872	88426	23696	
RIBOFLAVIN 400 U STATES		377		44577	8432
		377		44577	
YEAST DEAD OR INACTIVE	LB 16354	10590	31139	19215	8433
400 U STATES	16354	10590	31139	19215	
CATALYSTS PETROLEUM R FINING					8434
400 U STATES		12155		72530	
		12155		72530	
FATTY ALCOHOLS 400 U STATES				30676	8435
				30676	
MATERIALS NOP FOR CHROM OXIDE					8436

Articles and Countries from which Imported	MONTH OF FEBRUARY 1950		TWO MONTHS ENDED FEBRUARY 1950		Class Number
	Quantities	Values (\$)	Quantities	Values (\$)	
GROUP 9					
MISCELLANEOUS COMMODITIES					
FILM FOR REPRODUCTION	F E E T				9000
100 U KINGDOM	7263	229	25681	1104	
400 U STATES	576204	33403	1313880	80617	
	583467	33632	1339561	81721	
BAGATELLE OR OTHER GAME BOARDS					9001
100 U KINGDOM		693		816	
400 U STATES		15492		16315	
		16185		17131	
BALLS CUES CUE RACKS CUE TIPS					9002
100 U KINGDOM		3857		7284	
327 FRANCE		1365		1736	
354 NETHRLNDS		134		134	
400 U STATES		93		93	
		5449		9247	
BILLIARD TABLES	N O				9003
400 U STATES			35	691	
			35	691	
BALLS TENNIS	D O Z				9004
100 U KINGDOM	2572	5357	4137	8286	
	2572	5357	4137	8286	
BALLS ALL KINDS N O P FOR SPORTS					9005
100 U KINGDOM		2853		4139	
216 PAKISTAN		231		231	
234 AUSTRALIA		737		737	
327 FRANCE		1987		1987	
347 JAPAN		740		2083	
400 U STATES		4662		8230	
		11210		17407	
FILMS X RAY					9006
400 U STATES		91878		169706	
		91878		169706	
GUN COVERS GAME BAGS					9007
100 U KINGDOM				93	
400 U STATES		828		1183	
		828		1276	
CRICKET BATS BALLS GLOVES					9008
100 U KINGDOM		950		950	
		950		950	
DOLLS					9009
100 U KINGDOM		5420		8220	
231 HONG KONG		16		16	
306 BELGIUM				33	
317 CZECHO S		233		233	
344 ITALY				65	
347 JAPAN		1312		3247	
400 U STATES		1025		1685	
		8006		13499	
FILMS PHOTOGRAPHERS					9010
100 U KINGDOM		616		4830	
306 BELGIUM		1256		1256	
347 JAPAN		185		1199	
400 U STATES		43329		132084	
		45386		139369	
FILMS CINEMATOGRAPH POSITIVES	F E E T				9011
100 U KINGDOM	81786	6542	292761	23477	
327 FRANCE	693537	55497	941620	75350	
400 U STATES	1429665	114775	2338716	187535	
	2204988	176814	3573097	286362	
FILMS FOR AERIAL PHDTOGRAPHY					9012
400 U STATES		1063		3941	
		1063		3941	
FISHING RODS					9013
100 U KINGDOM		5556		6713	
327 FRANCE		634		634	
347 JAPAN		2693		2710	
375 SWEDEN		1411		1411	
400 U STATES		41062		65244	
		51356		76712	
GOLF CLUBS AND FINISHED PARTS					9014
100 U KINGDOM		1974		2793	
400 U STATES		1008		1802	
		2982		4595	
MENAGERIES					9015
400 U STATES				200	
				200	
MECHANICAL TOYS OF METAL					9016
100 U KINGDOM		3667		8407	
335 GERMANY		1534		2477	
347 JAPAN		8468		11458	
400 U STATES		15711		22535	
		29380		44877	
METAL JUVENILE CONSTR SETS					9017
100 U KINGDOM		3592		4018	
400 U STATES		1440		1505	
		5032		5523	
TOYS OF ALL KINDS N O P					9018
100 U KINGDOM		22483		33955	
231 HONG KONG		23		61	
234 AUSTRALIA		66		66	
317 CZECHO S		1185		3110	
327 FRANCE		1164		2060	
335 GERMANY		2436		4627	

IMPORTS INTO CANADA FOR CONSUMPTION

Articles and Countries from which Imported	MONTH OF FEBRUARY 1950		TWO MONTHS ENDED FEBRUARY 1950		Class Number
	Quantities	Values (\$)	Quantities	Values (\$)	
344 ITALY		107		107	
347 JAPAN		48212		81857	
354 NETHRLNDS				65	
400 U STATES		33738		63174	
		109414		189082	
SPORTSMENS FISHING TACKLE NOP					9019
100 U KINGDOM		29280		62727	
201 IRELAND				144	
215 INDIA		1062		1062	
231 HONG KONG		648		1337	
234 AUSTRALIA				1052	
306 BELGIUM		73		73	
317 CZECHO S		2770		3199	
327 FRANCE		623		950	
347 JAPAN		1711		6711	
359 NORWAY		4914		10687	
372 SPAIN		2178		2178	
375 SWEDEN		3863		3863	
376 SWITZRLND		73		73	
400 U STATES		94272		204862	
		141467		298918	
FILMS CINEMATOGRAPH NEGATIVE					9020
400 U STATES		6658		13550	
		6658		13550	
BRUSHES ARTISTS					9021
100 U KINGDOM		3141		7420	
327 FRANCE				22	
347 JAPAN		431		431	
400 U STATES		2183		6309	
		5755		14182	
BRUSHES PAINT AND VARNISH					9022
100 U KINGDOM		5813		11310	
400 U STATES		2093		3848	
		7906		15158	
BRUSHES TOOTH					9023
100 U KINGDOM		1055		1824	
231 HONG KONG				69	
400 U STATES		36		1662	
		1091		3555	
BRUSHES TOILET N O P					9024
100 U KINGDOM		3374		12810	
306 BELGIUM		36		36	
335 GERMANY				1298	
347 JAPAN		1653		1653	
400 U STATES		11265		21940	
		16328		37737	
BRUSHES ALL OTHER N O P					9025
100 U KINGDOM		1113		4511	
231 HONG KONG		54		154	
376 SWITZRLND		70		116	
400 U STATES		22483		36085	
		23720		40866	
PACKAGES DUTY ONCE PAID					9032
PACKAGES CONTAINING GOODS NOP					9033
100 U KINGDOM		102206		195234	
201 IRELAND				5	
215 INDIA		2147		5067	
216 PAKISTAN		117		197	
217 CEYLON		109		710	
218 B MALAYA				28	
220 BERMUDA		38		38	
231 HONG KONG		5818		9654	
234 AUSTRALIA		73		114	
304 ARGENTINA		804		2311	
305 AUSTRIA		8		18	
306 BELGIUM		3317		7059	
313 CHINA		812		2716	
316 CUBA		9		9	
317 CZECHO S		2737		5775	
318 DENMARK		461		586	
323 EL SALVD				43	
327 FRANCE		1819		3893	
335 GERMANY		2149		3722	
337 GUATEMALA		8		8	
340 HUNGARY		203		203	
342 IRAN		87		87	
344 ITALY		5161		9671	
347 JAPAN		14148		20410	
352 MEXICO		32		32	
354 NETHRLNDS		4593		6501	
355 INDONESIA				92	
366 PORTUGAL				6	
367 AZORES		104		313	
372 SPAIN		20		183	
375 SWEDEN		851		1420	
376 SWITZRLND		1864		3487	
400 U STATES		148184		327520	
		297879		607112	
PACKAGES BARRELS AND CASKS					9034
100 U KINGDOM		1087		1592	
207 UN SO AFR		1507		3060	
221 B GUIANA		1192		3149	
223 BARBAOOS				391	
224 JAMAICA		1123		1737	

Articles and Countries from which Imported	MONTH OF FEBRUARY 1950		TWO MONTHS ENDED FEBRUARY 1950		Class Number
	Quantities	Values (\$)	Quantities	Values (\$)	
231 HONG KONG		270		270	
232 MALTA				101	
234 AUSTRALIA		454		1944	
312 CHILE		48		80	
316 CUBA		36		54	
327 FRANCE		216		780	
328 FR AFRICA		28		270	
335 GERMANY		463		463	
336 GREECE				26	
354 NETHRLNDS		214		711	
359 NORWAY		41		502	
366 PORTUGAL		519		1214	
372 SPAIN		114		220	
382 VIRGIN IS		60		186	
400 U STATES		10641		30761	
		18013		47511	
PACKAGES BOTTLES AND CARBOYS					9035
100 U KINGDOM		17347		40048	
207 UN SO AFR		136		495	
221 B GUIANA		200		410	
223 BARBADOS		761		2061	
224 JAMAICA		1316		3586	
225 TRINIDAO		955		1823	
227 BAHAMAS		58		186	
231 HONG KONG				26	
234 AUSTRALIA		1080		2924	
235 FIJI		8		28	
306 BELGIUM		8		8	
316 CUBA		2		96	
318 DENMARK		48		190	
327 FRANCE		1512		3836	
335 GERMANY				25	
344 ITALY		364		1104	
354 NETHRLNDS		151		471	
359 NORWAY		10		50	
360 ISRAEL				50	
366 PORTUGAL		208		566	
372 SPAIN		193		496	
376 SWITZRLNO		10		20	
382 VIRGIN IS				40	
384 P RICO		354		694	
400 U STATES		234		963	
		24955		60196	
PACKAGES CONTAINING MACHINERY					9036
100 U KINGDOM		1592		6925	
327 FRANCE		15		15	
335 GERMANY		10		10	
376 SWITZRLNO		62		62	
400 U STATES		6463		14644	
		8142		21656	
SPINAL BRACES AND PARTS					9050
400 U STATES		209		444	
		209		444	
EFFECTS LEFT BY BEQUEST					9051
100 U KINGDOM		10167		19196	
201 IRELAND		650		650	
318 DENMARK		110		110	
327 FRANCE				200	
354 NETHRLNDS				535	
363 PERU				50	
376 SWITZRLNO				40	
400 U STATES		10665		31127	
		21592		51908	
APPLIANCES BOOTS FOR CRIPPLES					9052
400 U STATES		509		910	
		509		910	
ARTIFICIAL LIMBS AND PARTS					9053
100 U KINGDOM		308		308	
400 U STATES		9830		16614	
		10138		16922	
BEAD ORNAMENTS					9055
400 U STATES		94		94	
		94		94	
BELTS N O P					9056
100 U KINGDOM		2033		2210	
327 FRANCE				74	
352 MEXICO		70		70	
400 U STATES		1066		1391	
		3169		3745	
BLINDS NOT TEXTILE OR PAPER					9057
231 HONG KONG				39	
347 JAPAN		239		261	
400 U STATES		2440		2762	
		2679		3062	
BOOT SHOE SHIRT STAY LACES					9058
100 U KINGDOM				912	
400 U STATES		305		585	
		305		1497	
BOOTS SHOES AND SLIPPERS FELT					9059
PAIR			2930	2640	
100 U KINGDOM			1000	494	
207 UN SO AFR			170	282	
231 HONG KONG	170	282		972	
354 NETHRLNDS	1200	972	1200	821	
400 U STATES	324	700	396	5209	
	1694	1954	5696		
BOOTS SHOES AND SLIPPERS N O P					9060
PAIR					
100 U KINGDOM	3952	3446	4581	4018	

IMPORTS INTO CANADA FOR CONSUMPTION

Articles and Countries from which Imported	MONTH OF FEBRUARY 1950		TWO MONTHS ENDED FEBRUARY 1950		Class Number
	Quantities	Values (\$)	Quantities	Values (\$)	
231 HONG KONG	322	163	807	598	
327 FRANCE			240	181	
344 ITALY	112	217	119	235	
347 JAPAN	400	432	400	432	
400 U STATES	2464	6957	6705	13315	
	7250	11215	12852	18779	
BROOMS AND WHISKS					9061
231 HONG KONG				28	
400 U STATES		3649		5774	
		3649		5802	
BUTTONS SHOE PAPIER MACHE					9062
BUTTONS SHOE N O P					9063
400 U STATES		1568		3017	
		1568		3017	
BUTTONS VEGETABLE IVORY	GROSS				9064
400 U STATES	87	241	136	434	
	87	241	136	434	
BUTTONS COLLAR AND CUFF	GROSS				9065
100 U KINGDOM	2	59	5	375	
317 CZECHO S	250	453	250	453	
400 U STATES	78	5012	548	7175	
	330	5524	803	8003	
BUTTONS N O P	GROSS				9066
100 U KINGDOM	638	1434	1469	2956	
317 CZECHO S	2145	2226	3290	4089	
347 JAPAN	9892	8879	18923	15673	
400 U STATES	19499	28675	37503	53288	
	32174	41214	61185	76006	
CASES BOXES DESKS FANCY					9067
100 U KINGDOM		12601		45847	
215 INDIA		436		436	
231 HONG KONG				158	
306 BELGIUM		55		102	
313 CHINA		299		299	
317 CZECHO S				335	
327 FRANCE		1538		6366	
335 GERMANY		1277		3729	
344 ITALY		2442		4515	
347 JAPAN		5664		8343	
352 MEXICO				13	
376 SWITZRLND				135	
400 U STATES		40815		71044	
		65127		141322	
CHARITABLE DONATIONS					9068
100 U KINGDOM				664	
354 NETHRLNDS				20	
400 U STATES		7856		21131	
		7856		21815	
COMBS TOILET DRESSING FANCY					9069
100 U KINGDOM		766		1179	
327 FRANCE				74	
400 U STATES		207		3320	
		973		4573	
APPLIANCES FOR THE DEAF PARTS					9070
100 U KINGDOM		278		3715	
400 U STATES		81328		160980	
		81606		164695	
FANS					9071
400 U STATES				608	
				608	
INSOLES OF ALL KINDS					9072
100 U KINGDOM		456		494	
400 U STATES		83		1753	
		539		2247	
JEWELLERY N O P					9073
100 U KINGDOM		15268		26892	
231 HONG KONG		39		124	
234 AUSTRALIA				212	
313 CHINA		898		898	
317 CZECHO S		12721		23280	
327 FRANCE		460		787	
335 GERMANY		503		1921	
344 ITALY		431		1173	
347 JAPAN		10848		22893	
352 MEXICO		6592		8523	
354 NETHRLNDS		13		167	
400 U STATES		31297		48179	
		79070		135049	
MATS DOOR OR CARRIAGE N U P					9074
400 U STATES		107		536	
		107		536	
MATTRESSES					9075
100 U KINGDOM		120		120	
400 U STATES		43		83	
		163		203	
PICTURE AND PHOTOGRAPH FRAMES					9076
100 U KINGDOM		1651		2274	
231 HONG KONG		22		22	
318 DENMARK		69		514	
327 FRANCE		64		64	
344 ITALY		1064		1064	
352 MEXICO		49		49	
400 U STATES		854		9646	
		3773		13633	

Articles and Countries from which Imported	MONTH OF FEBRUARY 1950		TWO MONTHS ENDED FEBRUARY 1950		Class Number
	Quantities	Values (\$)	Quantities	Values (\$)	
POCKET BOOKS PORTFOLIOS PURSES					9077
100 U KINGDOM		25251		44531	
224 JAMAICA				85	
227 BAHAMAS		15		15	
231 HONG KONG		29		45	
305 AUSTRIA		87		87	
306 BELGIUM		64		124	
317 CZECHOS		551		710	
327 FRANCE		5119		7365	
335 GERMANY		1375		2437	
344 ITALY		579		3103	
347 JAPAN		58		113	
352 MEXICO		319		450	
400 U STATES		17474		40412	
		50921		99477	
REFRIGERATORS ELECTRIC	NO				9078
100 U KINGDOM			1	278	
400 U STATES	69	9642	98	13823	
	69	9642	99	14101	
REFRIGERATORS N O P	NO				9079
400 U STATES	6	601	12	1685	
	6	601	12	1685	
REGALIA AND BADGES					9080
100 U KINGDOM		5691		9120	
327 FRANCE		147		243	
400 U STATES		580		1228	
		6418		10591	
SHADES LAMP N O P SHADE HOLDERS					9081
100 U KINGDOM		20		74	
400 U STATES		804		1446	
		824		1520	
SPECTACLE FRAMES AND PARTS N O P					9082
100 U KINGDOM		137		147	
327 FRANCE		511		1448	
400 U STATES		156669		322643	
		157317		324238	
PARTS FOR SPECTACLE FRAMES					9083
400 U STATES		9166		21702	
		9166		21702	
TOBACCO PIPES SMOKERS SETS					9084
100 U KINGDOM		12054		18470	
231 HONG KONG				27	
313 CHINA		83		83	
327 FRANCE		20434		28140	
344 ITALY		11429		23594	
376 SWITZRLND		684		1227	
400 U STATES		5938		14896	
		50622		86437	
TOBACCO POUCHES CIGARETTE CASE					9085
100 U KINGDOM		1495		7856	
306 BELGIUM		25		25	
335 GERMANY		3423		3475	
347 JAPAN		1726		3470	
400 U STATES		819		1391	
		7488		16217	
TOILET AND MANICURE SETS					9086
100 U KINGDOM				53	
335 GERMANY		172		223	
400 U STATES				179	
		172		455	
TRUNKS AND VALISES					9087
100 U KINGDOM		19251		27805	
335 GERMANY				51	
347 JAPAN		133		133	
375 SWEDEN		5093		5093	
400 U STATES		23562		35433	
		48039		68515	
UMBRELLAS PARASOLS SUNSHADES					9088
100 U KINGDOM		294		978	
327 FRANCE		154		248	
347 JAPAN		159		159	
400 U STATES		1341		2034	
		1948		3419	
WINDOW SHADE OR BLIND ROLLERS					9090
375 SWEDEN				1264	
400 U STATES		414		2551	
		414		3815	
REFRIGERATOR PARTS					9091
100 U KINGDOM		28926		83969	
400 U STATES		606108		1419373	
		635034		1503342	
MINERAL AND AERATED WATERS					9103
100 U KINGDOM		179		179	
400 U STATES		133		973	
		312		1152	
ACCORDIONS CONCRTNAS MELODEONS	NO				9110
317 CZECHOS	10	495	10	495	
327 FRANCE	24	573	134	1741	
335 GERMANY	226	9586	1019	17537	
344 ITALY	489	23722	937	46425	
376 SWITZRLND			20	704	
400 U STATES	95	5910	210	16745	
	844	40286	2330	83647	
BRASS BAND INSTRUMENTS					9111
100 U KINGDOM		6789		14523	

IMPORTS INTO CANADA FOR CONSUMPTION

Articles and Countries from which Imported	MONTH OF FEBRUARY 1950		TWO MONTHS ENDED FEBRUARY 1950		Class Number
	Quantities	Values (\$)	Quantities	Values (\$)	
216 PAKISTAN		249		456	
317 CZECHO S		1210		2310	
327 FRANCE		1890		4451	
344 ITALY				386	
400 U STATES		14428		28978	
		24566		51104	
HARPS	NO				
100 U KINGDOM			1	247	9113
			1	247	
CABINET ORGANS	NO				
400 U STATES	1	22	2	1431	9114
	1	22	2	1431	
PIPE ORGANS	NO				9115
ORGAN PARTS N O P					
100 U KINGDOM		313		510	9116
400 U STATES		4743		9789	
		5056		10299	
PIANOS	NO				
306 BELGIUM			1	959	9117
400 U STATES	2	211	5	433	
	2	211	6	1392	
PIANO PARTS N O P					
100 U KINGDOM		233		730	9118
400 U STATES		14884		21570	
		15117		22300	
PIANO AND ORGAN PARTS FOR MFR					
100 U KINGDOM		1422		3057	9119
400 U STATES		6464		11069	
		7886		14126	
PHONOGRAPHS GRAMOPHONES NOP					
376 SWITZRLND				162	9120
400 U STATES		32017		70349	
		32017		70511	
PHONOGRAPH RECORDS					
100 U KINGDOM		24370		43974	9121
234 AUSTRALIA		461		461	
327 FRANCE		1174		3312	
335 GERMANY		373		909	
376 SWITZRLND		976		976	
400 U STATES		108990		178148	
		136344		227780	
OTHER MUSICAL INSTRUMENTS					
100 U KINGDOM		223		2418	9122
317 CZECHO S		817		1251	
327 FRANCE		1019		3999	
335 GERMANY		2963		5364	
347 JAPAN		890		1607	
376 SWITZRLND		8419		18087	
400 U STATES		17590		38109	
		31921		70835	
MUSICAL INSTRUMENT STRINGS					
100 U KINGDOM		93		269	9123
400 U STATES		5904		11867	
		5997		12136	
PHONOGRAPHS COIN OPERATED	NO				9124
THERMOMETERS					
100 U KINGDOM		1783		3585	9129
400 U STATES		46534		91697	
		48317		95282	
APPARATUS X RAY					
100 U KINGDOM				6343	9130
335 GERMANY				956	
354 NETHRLNDS		125		938	
376 SWITZRLND		325		4123	
400 U STATES		201851		435263	
		202301		447623	
ARTIFICIAL LARYNX					9131
BOTANICAL SPECIMENS					
100 U KINGDOM		377		377	9132
207 UN SO AFR				100	
400 U STATES		1071		2880	
		1448		3357	
OLD COINS STAMPS TROPHIES					
100 U KINGDOM		1648		2641	9133
203 B E AFR				30	
327 FRANCE		90		90	
354 NETHRLNDS				248	
376 SWITZRLND				200	
381 ALASKA				200	
400 U STATES		6664		9645	
		8402		13054	
CAMERAS AND CAMERA PARTS N O P					
100 U KINGDOM		16912		31851	9134
317 CZECHO S		685		1444	
327 FRANCE		260		1136	
335 GERMANY		11916		43623	
347 JAPAN		3170		7325	
376 SWITZRLND				2967	
400 U STATES		125514		201275	
		158457		289621	
CAMERA PARTS UNFINISHED					
400 U STATES		13011		30568	9135
		13011		30568	

Articles and Countries from which Imported	MONTH OF FEBRUARY 1950		TWO MONTHS ENDED FEBRUARY 1950		Class Number
	Quantities	Values (\$)	Quantities	Values (\$)	
CAMERA LENSES AND SHUTTERS 335 GERMANY 400 U STATES		24335		37 38154	9136
		24335		38191	
COLLECTIONS OF ANTIQUITIES 100 U KINGDOM 400 U STATES		9683 36629		24222 52832	9137
		46312		77054	
CYCLOMETERS AND SPEEDOMETERS 100 U KINGDOM 400 U STATES		188 9023		188 16177	9138
		9211		16365	
GLOBES GEOGRAPHICAL 100 U KINGDOM 400 U STATES		955 3117		955 5928	9139
		4072		6883	
MODELS OF INVENTIONS 400 U STATES		2755		2755	9140
		2755		2755	
APPARATUS FOR INSTITUTIONS 100 U KINGDOM 327 FRANCE 335 GERMANY 354 NETHRLNDS 375 SWEDEN 376 SWITZRLND 400 U STATES		48671 1103 1690		62042 1966 3542 362 78	9141
		1600 400445		2562 956427	
		453509		1026979	
OPERATING ROOM EQUIPMENT 100 U KINGDOM 306 BELGIUM 335 GERMANY 400 U STATES				394 226 181	9142
		188353		328587	
		188353		329388	
DENTAL INSTRUMENTS 100 U KINGDOM 327 FRANCE 335 GERMANY 344 ITALY 347 JAPAN 376 SWITZRLND 400 U STATES		6429 7484 20195 1804		8625 7907 29754 1804 186	9143
		934 51716		2740 112921	
		88562		163937	
SURGICAL TRUSSES AND SUPPORTS 100 U KINGDOM 400 U STATES		72 5549		372 14353	9144
		5621		14725	
ARTICLES FOR THE BLIND 100 U KINGDOM 376 SWITZRLND 400 U STATES				261 1655 7407	9145
		2997		9323	
		2997		9323	
OPTICAL AND PHILOSOPHICAL INST 100 U KINGDOM 317 CZECHOS 318 DENMARK 323 EL SALV 327 FRANCE 335 GERMANY 347 JAPAN 375 SWEDEN 376 SWITZRLND 400 U STATES		10986 129 335		29043 1768 335	9146
		11737 9775 537		19137 17033 881	
		171 225		171 2313	
		158901		329254	
		192625		400097	
PROFESSIONAL CAMERAS AND PARTS 100 U KINGDOM 335 GERMANY 344 ITALY 400 U STATES		69 66		101 433 47	9147
		41114		64392	
		41249		64973	
EDUCATIONAL FILMS 100 U KINGDOM 327 FRANCE 354 NETHRLNDS 400 U STATES		1375 206 169		2312 607 169	9148
		39715		71454	
		41465		74542	
CINEMATOGRAPH CAMERAS 400 U STATES				1094 1094	9149
SURGICAL INSTRUMENTS 100 U KINGDOM 327 FRANCE 335 GERMANY 344 ITALY 347 JAPAN 375 SWEDEN 376 SWITZRLND 400 U STATES		4700 674 3530		12930 674 9950 134 615	9150
		385 521		6969 521	
		253635		520436	
		263445		552229	
RACING SHELLS OR OARS 234 AUSTRALIA	NO 1	153	1	153	9151
	1	153	1	153	
BOATS OPEN PLEASURE 400 U STATES	NO 13 13	1138	27 27	2211 2211	9152

IMPORTS INTO CANADA FOR CONSUMPTION

Articles and Countries from which Imported	MONTH OF FEBRUARY 1950		TWO MONTHS ENDED FEBRUARY 1950		Class Number
	Quantities	Values (\$)	Quantities	Values (\$)	
LAUNCHES PLEASURE MOTIVE POWER 400 U STATES	NO		1	166	9153
MATERIALS EXWHOUSE FOR VESSELS			1	166	9154
SHIPS AND VESSELS REPAIRS ON 400 U STATES				167	9155
SHIPS FOREIGN BUILT COASTAL	NO			167	9156
VESSELS FOREIGN BUILT N O P 400 U STATES		1105		25785	9157
BUGGIES CUTTERS VEHICLES N O P 100 U KINGDOM 400 U STATES	NO	211	1	277	9162
	109	10597	290	21867	
CHILDRENB CARRIAGES AND PARTS 100 U KINGDOM 400 U STATES	NO	10808	291	22144	9163
	27	331	33	385	
CHILDRENS SLEDS VEHICLES N O P 100 U KINGDOM 400 U STATES		41	42	1394	9164
	68	1624	75	1779	
SLEIGHS N O P AND PARTS	NO	25		293	9165
		32049		42109	
		32074		42402	
WAGONS AND SLEDS FARM AND PTS 400 U STATES	NO				9166
	245	53889	428	75494	
WAGONS FREIGHT DRAYS AND PARTS 400 U STATES	NO	53889	428	75494	9167
	1	101	1	101	
WHEELBARROWS HAND TRUCKS CARTS 100 U KINGDOM 400 U STATES	NO				9168
	51	462	55	522	
	3148	55922	6209	110505	
	3199	56384	6264	111027	
TRUCKS AND CARS N O P 400 U STATES		7233		17272	9169
		7233		17272	
TRAILERS FOR MOTOR VEHICLES 100 U KINGDOM 400 U STATES	NO		2	1340	9170
	10	5739	30	22116	
	10	5739	32	23456	
AIRCRAFT NOT OVER 1500 LB WT 400 U STATES	NO				9171
	3	10344	5	19494	
	3	10344	5	19494	
AIRCRAFT 1501 TO 3000 LB WT	NO				9172
AIRCRAFT 3001 TO 7500 LB WT	NO				9173
AIRCRAFT OVER 7500 LB WEIGHT	NO				9174
AIRCRAFT PTS EXCLUDING ENG PTS 100 U KINGDOM 234 AUSTRALIA 381 ALASKA 400 U STATES		94076		314743	9175
		55		1623	
		727414		55	
		821545		1645507	
				1961928	
PAINTINGS UNDER 20 DOLLARS 100 U KINGDOM 327 FRANCE 344 ITALY 354 NETHRLNDS 400 U STATES	NO				9181
	15	59	47	323	
	24	399	24	399	
			4	71	
	2	20	2	20	
	5	90	74	873	
	46	568	151	1686	
PAINTINGS 20 DOLLARS OR OVER 100 U KINGDOM 305 AUSTRIA 327 FRANCE 344 ITALY 354 NETHRLNDS 400 U STATES		2851		16049	9182
				409	
		2807		25057	
		536		1068	
		1332		1837	
		30611		466933	
		38137		511353	
STATUES ANO STATUETTES N O P 100 U KINGDOM 231 HONG KONG 327 FRANCE 335 GERMANY 344 ITALY 347 JAPAN 400 U STATES		2029		2895	9183
		42		42	
		1032		1640	
		63		63	
		3062		3371	
		497		1671	
		5506		9071	
		12231		18753	
PORCELAIN STATUES STATUETTES 100 U KINGDOM 231 HONG KONG 318 DENMARK 327 FRANCE 335 GERMANY 344 ITALY 347 JAPAN 354 NETHRLNDS 400 U STATES		41337		89527	9184
		1557		2930	
		513		707	
				762	
		7306		15344	
		2931		5900	
		11065		21446	
		13		33	
		10398		17637	
		75120		154086	

IMPORTS INTO CANADA FOR CONSUMPTION

Articles and Countries from which Imported	MONTH OF FEBRUARY 1950		TWO MONTHS ENDED FEBRUARY 1950		Class Number
	Quantities	Values (\$)	Quantities	Values (\$)	
SCULPTURES CANADIAN MODELS					9185
344 ITALY				443	
400 U STATES				326	
MATERIAL FOR HARD METAL COMPODS				769	9187
100 U KINGDOM		344		344	
400 U STATES		14345		26716	
		14689		27060	
MATERIALS FOR CYANIDE MFR				293	9190
400 U STATES				293	
ARTICLES FOR FERTILIZER MFR					9191
100 U KINGDOM		200		617	
400 U STATES		1213		2425	
		1413		3042	
ARTICLES FOR GOVERNOR GENERAL				330	9192
100 U KINGDOM				60	
327 FRANCE		60		60	
400 U STATES		10		10	
		70		400	
ARTICLES FOR CONSULS					9193
100 U KINGDOM		2172		11433	
207 UN SO AFR		99		5990	
215 INDIA		125		225	
216 PAKISTAN		45		45	
221 B GUIANA				11	
223 BARBADOS				116	
224 JAMAICA				70	
225 TRINIDAD				79	
227 BAHAMAS				12	
234 AUSTRALIA		318		568	
306 BELGIUM				75	
312 CHILE				344	
317 CZECHOS		85		1242	
318 DENMARK		150		250	
326 FINLAND				300	
327 FRANCE		3409		5011	
335 GERMANY		1095		1095	
336 GREECE		96		96	
338 HAITI				60	
344 ITALY		1309		1896	
354 NETHRLNDS		474		7139	
366 PORTUGAL		11		11	
372 SPAIN		335		449	
376 SWITZRLND		43		123	
380 USSR		805		855	
400 U STATES		55992		115727	
		66563		153222	
ARTICLES IMPERIAL ARMY NAVY					9194
100 U KINGDOM		43765		117306	
366 PORTUGAL				11	
400 U STATES		33158		34219	
		76923		151536	
CANADIAN GOODS RETURNED					9195
100 U KINGDOM		14132		39417	
201 IRELAND				88	
207 UN SO AFR				5550	
218 B MALAYA		65646		65646	
220 BERMUDA		1340		4679	
221 B GUIANA		1250		1250	
223 BARBADOS		25		25	
224 JAMAICA		3530		4493	
225 TRINIDAD		84		84	
227 BAHAMAS				20	
228 LEEW WIND				236	
231 HONG KONG		25266		25266	
234 AUSTRALIA		412		539	
304 ARGENTINA		217		217	
309 BRAZIL				865	
316 CUBA		134		334	
318 DENMARK				5990	
327 FRANCE				238	
332 FR W IND				90	
334 ST PIERRE		324		623	
335 GERMANY		20962		37482	
341 ICELAND				335	
366 PORTUGAL				438	
375 SWEDEN		4523		4523	
376 SWITZRLND		1221		1526	
381 ALASKA				198	
383 HAWAII		20000		20000	
387 VENEZUELA		3488		3488	
400 U STATES		327308		531340	
		489862		754980	
EXWAREHOUSED SHIPS STORES NOP					9197
100 U KINGDOM		2242		5410	
201 B GUIANA		1312		2344	
223 BARBADOS		52		67	
225 TRINIDAD				102	
227 BAHAMAS				45	
234 AUSTRALIA		110		265	
318 DENMARK		726		1091	
327 FRANCE		75		90	
354 NETHRLNDS				27	
366 PORTUGAL		32		32	

IMPORTS INTO CANADA FOR CONSUMPTION

Articles and Countries from which Imported	MONTH OF FEBRUARY 1950		TWO MONTHS ENDED FEBRUARY 1950		Class Number
	Quantities	Values (\$)	Quantities	Values (\$)	
372 SPAIN		3260		3260	
400 U STATES		6388		10904	
ARTICLES EXWHOUSE FOR EXCISE		14197		23637	9198
BATTERY JARS GLASS OR RUBBER					
100 U KINGDOM		960		960	9199
400 U STATES		30667		81903	
ARTICLES FOR BINDER TWINE MFR		31627		82863	
400 U STATES		51		51	9200
CASUAL DONATIONS		51		51	
100 U KINGDOM		34		66	9201
306 BELGIUM				10	
354 NETHRLNDS		15		25	
400 U STATES		20075		89758	
CORSET CLASPS STEELS WIRES		20124		89859	
400 U STATES		218		2930	9202
FEATHERS FLOWERS ART FOR HATS		218		2930	
100 U KINGDOM		638		638	9204
317 CZECHO S		11526		41563	
327 FRANCE		15251		24897	
335 GERMANY		6369		8512	
344 ITALY				1913	
347 JAPAN		7861		12113	
400 U STATES		7123		19883	
LIFEBOATS LIFEBAYING APPARATUS		48768		109519	
400 U STATES		284		632	9205
INTERNATIONAL BRIDGE MATERIAL		284		632	
MINERS RESCUE APPLIANCES					
100 U KINGDOM		150		524	9207
400 U STATES		51752		113316	
MATERIALS FOR TEXTILE PRINTING		51902		113840	
100 U KINGDOM		3354		6915	9208
400 U STATES		10439		25263	
SALTS OF THORIUM OR CERIUM		13793		32178	
400 U STATES		29		29	9209
SPURS AND STILTS		29		29	
400 U STATES		1869		1869	9210
VACCINE AND PLASMA CONTAINERS		1869		1869	
400 U STATES		7565		13027	9212
GOODS FREE BY ORDER IN COUNCIL		7565		13027	
100 U KINGDOM		21070		39081	9213
400 U STATES		224145		452954	
ARTICLES FOR MFR TOBACCO PIPES		245215		492035	
328 FR AFRICA				260	9214
372 SPAIN		1347		1347	
400 U STATES		196		3527	
SAFETY GLASS SHEET ADHESIVES		1543		5134	
400 U STATES		47164		119865	9215
AUTOMOBILE ACCESSORIES TOURIST		47164		119865	
100 U KINGDOM		38		38	9221
400 U STATES		3165		8647	
AUTOMOBILE TIRES TUBES TOURIST		3203		8685	
400 U STATES		1932		3754	9222
BOOTS AND SHOES TOURIST		1932		3754	
100 U KINGDOM		204		317	9223
400 U STATES		65302		137843	
CLOTHING TOURIST		65506		138160	
100 U KINGDOM		2438		3415	9224
220 BERMUDA		24		24	
327 FRANCE		11		56	
354 NETHRLNDS		7		7	
376 SWITZRLNO		10		10	
400 U STATES		381501		771625	
RADIO SETS TOURIST		383991		775137	
400 U STATES	NO	1089	32557	2705	77384
APPLIANCES FURNISHINGS TOURIST		1089	32557	2705	77384
100 U KINGDOM		965		1069	9226
400 U STATES		92354		228115	
OTHER TOURIST PURCHASES		93319		229184	
100 U KINGDOM		1557		3230	9227
220 BERMUDA		63		63	
224 JAMAICA		118		118	
227 BAHAMAS				30	
306 BELGIUM		66		66	

Articles and Countries from which Imported	MONTH OF FEBRUARY 1950		TWO MONTHS ENDED FEBRUARY 1950		Class Number
	Quantities	Values (\$)	Quantities	Values (\$)	
327 FRANCE		61		4 21	
335 GERMANY		76		76	
352 MEXICO				74	
354 NETHRLNDS		10		10	
375 SWEDEN		36		36	
376 SWITZRLND		29		29	
387 VENEZUELA		84		84	
400 U STATES		228293		487169	
		230393		491406	
CARTRIDGES 9HOT GUN SHELLS					9237
100 U KINGDOM		278		278	
400 U STATES		17		455	
		295		733	
DEXTROSE SOLUTIONS THERAPEUTIC					9238
400 U STATES		5741		17108	
		5741		17108	
METALLIC CARTRIDGES AMMUNITION					9239
100 U KINGDOM		444		2671	
400 U STATES		697		1370	
		1141		4041	
BLACKBOARDS OF SLATE OR PAPER					9240
400 U STATES		20466		47299	
		20466		47299	
PRESENTATIONS FOR LIFE SAVING					9241
400 U STATES		49		49	
		49		49	
BIOLOGICAL PRODUCTS N O P					9242
100 U KINGDOM		1133		2891	
400 U STATES		82107		231893	
		83240		234784	
BASKETS OF ALL KINDS N O P					9243
100 U KINGDOM		1462		1508	
224 JAMAICA				12	
231 HONG KONG		338		649	
306 BELGIUM		931		12204	
313 CHINA		40		40	
317 CZECHO S		652		652	
335 GERMANY		179		653	
340 HUNGARY		415		1391	
344 ITALY		1035		1189	
347 JAPAN		9629		9629	
365 POLAND				3474	
367 AZORES		1536		2262	
400 U STATES		447		6098	
		16664		39761	
COMMUNION SETS CHURCH ARTICLES					9244
100 U KINGDOM		86		276	
201 IRELAND		170		276	
306 BELGIUM		550		743	
317 CZECHO S		6841		8754	
327 FRANCE		12710		23264	
335 GERMANY		21		21	
344 ITALY		3275		10204	
347 JAPAN		1751		3380	
354 NETHRLNDS		83		83	
372 SPAIN				361	
400 U STATES		22568		48346	
		48055		95708	
CARTRIDGE CASES GUN WADS CAPS					9246
100 U KINGDOM		2095		2339	
400 U STATES		44		2758	
		2139		5097	
CARTRIDGES AMMUNITION N O P					9247
100 U KINGDOM		152404		259632	
400 U STATES		4265		8506	
		156669		268138	
DAMAGED GOODS N O P					9248
ELECTRICAL ENERGY	KWH				9249
400 U STATES	1044293	7908	2414938	24899	
	1044293	7908	2414938	24899	
EXPRESS PARCELS					9250
100 U KINGDOM		451		1723	
400 U STATES		167194		389098	
		167645		390821	
ICE					9251
400 U STATES		2212		5776	
		2212		5776	
INCUBATORS BROODERS AND PARTS	NO				9252
400 U STATES	1372	49843	2108	95777	
	1372	49843	2108	95777	
IRON SAND PRESSURE BLASTING					9253
100 U KINGDOM		3862		11094	
400 U STATES		37675		71166	
		41537		82260	
ALABASTER SPAR AMBER ORNAMENTS					9255
100 U KINGDOM		5174		7763	
231 HONG KONG				386	
335 GERMANY		1120		1708	
344 ITALY				932	
347 JAPAN		1736		2522	
365 POLAND		28		28	
400 U STATES		37		1245	
		8095		14584	
MACHINE CARD CLOTHING					9256
100 U KINGDOM		1181		4070	

IMPORTS INTO CANADA FOR CONSUMPTION

Articles and Countries from which Imported	MONTH OF FEBRUARY 1950		TWO MONTHS ENDED FEBRUARY 1950		Class Number
	Quantities	Values (\$)	Quantities	Values (\$)	
400 U STATES		2991		5896	
		4172		9966	
PENCILS LEAD NON PROPELLING	GROSS				9257
100 U KINGDOM			68	354	
335 GERMANY	110	654	322	1914	
400 U STATES	886	1927	959	2524	
	996	2581	1349	4792	
PENCILS LEAD N O P					9258
100 U KINGDOM		295		402	
335 GERMANY		2952		2952	
400 U STATES		4165		15179	
		7412		18533	
PENS FOUNTAIN					9259
400 U STATES		4736		11573	
		4736		11573	
PENS N O P PENHOLDERS RULERS					9260
100 U KINGDOM		5388		7073	
335 GERMANY				44	
400 U STATES		9921		24553	
		15309		31670	
POST OFFICE PARCELS					9261
100 U KINGDOM		1987		4702	
224 JAMAICA		36		36	
231 HONG KONG		617		928	
327 FRANCE		71		71	
347 JAPAN		65		182	
354 NETHRLNDS				5	
400 U STATES		269525		597786	
		272301		603710	
PRECIOUS STONES NOT MOUNTED					9262
100 U KINGDOM		12230		28371	
231 HONG KONG				126	
234 AUSTRALIA		711		989	
305 AUSTRIA		5697		15800	
317 CZECHO S		1070		3254	
327 FRANCE		3896		6604	
335 GERMANY		9845		19657	
344 ITALY		1988		3607	
347 JAPAN				141	
352 MEXICO				2172	
371 SIAM		825		825	
400 U STATES		71614		139680	
		107876		221226	
PULLEYS BELT POWER TRANS NOP					9263
100 U KINGDOM		440		600	
400 U STATES		34527		65014	
		34967		65614	
SETTLERS EFFECTS					9264
100 U KINGDOM		83257		214485	
201 IRELAND		400		400	
203 B E AFR				600	
207 UN SO AFR		840		6765	
215 INDIA		3630		5850	
221 B GUIANA		2000		2000	
225 TRINIDAD				300	
227 BAHAMAS		1089		1239	
228 LEEW WIND				50	
231 HONG KONG		8750		9525	
232 MALTA				450	
234 AUSTRALIA		800		8296	
236 NEW ZEAL		350		550	
304 ARGENTINA				750	
305 AUSTRIA		16200		16700	
306 BELGIUM		775		5925	
313 CHINA		150		10030	
314 COLOMBIA		300		6630	
317 CZECHO S		8092		17312	
318 DENMARK		900		2290	
320 DOM REP		100		1600	
324 ESTONIA		300		1300	
326 FINLAND				300	
327 FRANCE		7800		15572	
328 FR AFRICA		2000		2000	
335 GERMANY		3165		27290	
340 HUNGARY		300		300	
344 ITALY		3143		6193	
349 LATVIA		500		500	
352 MEXICO		200		200	
354 NETHRLNDS		11695		23005	
359 NORWAY		500		900	
360 ISRAEL				1200	
363 PERU		3000		9100	
364 PHIL		1000		1000	
365 POLAND		1150		1250	
370 ROUMANIA		200		200	
375 SWEDEN		2155		4710	
376 SWITZRLND		6595		9295	
377 SYRIA				100	
383 HAWAII				200	
387 VENEZUELA		3000		3300	
400 U STATES		353127		742050	
		527463		1161712	
SHOW CASES AND METAL PARTS					9265
100 U KINGDOM		154		154	
400 U STATES		3802		9198	
		3956		9352	

Articles and Countries from which Imported	MONTH OF FEBRUARY 1950		TWO MONTHS ENDED FEBRUARY 1950		Class Number
	Quantities	Values (\$)	Quantities	Values (\$)	
SIGNS LETTERS OTHER THAN PAPER					9266
100 U KINGDOM		316		1077	
306 BELGIUM		15		15	
400 U STATES		13053		36554	
		13384		37646	
MEASURING RULES AND TAPES					9267
100 U KINGDOM		8912		31428	
335 GERMANY		816		4861	
354 NETHRLNDS				2495	
400 U STATES		70266		121205	
		79994		160689	
WASTE AND JUNK N O P					9269
400 U STATES	CWT				
	15834	20701	45580	36405	
	15834	20701	45580	36405	
WAX VEGETABLE AND MINERAL NOP					9270
309 BRAZIL	LB	151762	143546	407928	
352 MEXICO		8390	4171	13279	
400 U STATES		119621	41796	179327	
		279773	189513	600534	
WAX AND MANUFACTURES N O P					9271
100 U KINGDOM		489		489	
215 INDIA				1224	
335 GERMANY		841		841	
400 U STATES		9155		20779	
		10485		23333	
WHIPS AND PARTS					9272
100 U KINGDOM		314		338	
400 U STATES		114		319	
		428		657	
WINDOW CORNICES CORNICE POLES					9273
UNENUMERATED ARTICLES					9274
400 U STATES		10004		14751	
		10004		14751	

IMPORTS INTO CANADA FOR CONSUMPTION

Changes affecting Previous Reports
 Cumulative Totals adjusted in March Report

1950
 Import
 List No.2

MONTH OF JANUARY 1950

Class Number

3360 - Deduct from Switzerland.....	99,171 lb.	\$	61,514
3361 - Add to Switzerland.....	99,171 lb.	\$	61,514
7096 - Deduct from United States.....	252	\$	

MONTH OF FEBRUARY 1950

Class Number

3360 - Deduct from Switzerland.....	88,695 lb.	\$	54,462
3361 - Add to Switzerland.....	88,695 lb.	\$	54,462
5149 - Deduct from United States.....	54,831 cwt.	\$	180,484
5149 - Add to Belgium.....	54,831 cwt.	\$	180,484
5721 - Deduct from United States.....	212 no.	\$	7,529
5728 - Add to United States.....	212 no.	\$	7,529

CORRECTIONS IN REPORT 10-4030 JANUARY, 1950

Class Number

1512 - Puerto Rico reads...	100,648	should read....	648
1512 - Total reads.....	168,817	should read....	68,817
1701 - United States reads...	4,171	should read....	14,171
1704 - United States reads...	217	should read....	50,217
1709 - United States reads...	7,977	should read....	67,977
1712 - United States reads...	1,805	should read....	41,805
1713 - United States reads...	197	should read....	20,197
1716 - United States reads...	9,131	should read....	29,131
2047 - United States reads...	9,943	should read....	19,943
6134 - United States reads...	15,979	should read....	15,879

IMPORTS INTO CANADA FOR CONSUMPTION

Changes affecting Previous Reports
 Cumulative Totals will be adjusted in Volume III of the
 Annual Report of the Trade of Canada for 1949

MONTH OF JUNE 1949

Class Number

5149 - Deduct from United States.....	127,356 cwt.	\$	-
---------------------------------------	--------------	----	---

ROCKLAND BOND

MADE IN CANADA

DOMINION BUREAU OF STATISTICS
DEPARTMENT OF TRADE AND COMMERCE

TRADE OF CANADA

IMPORTS

MARCH, 1950

AND

THREE MONTHS ENDED MARCH, 1950

Published by Authority of the Rt. Hon. C. D. Howe
Minister of Trade and Commerce

PREPARED IN THE EXTERNAL TRADE SECTION
INTERNATIONAL TRADE DIVISION,
DOMINION BUREAU OF STATISTICS, OTTAWA

1100-5-50

Price \$5 a year
Single copies 50 cents

10-4030
Vol. 7 No. 3

THE GOVERNMENT OF CANADA

COMMISSIONER OF PATENTS

1950-1951

REPORT ON THE PATENT ACT

TABLE OF CONTENTS

	Page
EXPLANATORY NOTES.....	2
KEY TO ABBREVIATIONS OF COUNTRIES.....	3
SUMMARY TABLES:	
Imports into Canada for Consumption, by Countries.....	4
Imports into Canada for Consumption, by Main Groups	6
DETAILED TABLES:	
Imports for Consumption, by Articles and Countries:	
Agricultural and Vegetable Products (except Chemicals, Fibres and Wood):	Class Number
A – Mainly Food.....	1 to 390
B – Other than Food.....	1501 to 1846
Animals and Animal Products (except Chemicals and Fibres).	2012 to 2348
Fibres, Textiles and Textile Products	3001 to 3574
Wood, Wood Products and Paper.....	4002 to 4311
Iron and Its Products.....	5001 to 5732
Non-Ferrous Metals and Their Products (except Gold).....	6001 to 6256
Non-Metallic Minerals and Their Products (except Chemicals)	7001 to 7303
Chemicals and Allied Products.....	8001 to 8436
Miscellaneous Commodities	9000 to 9274

EXPLANATORY NOTES

1. In all the tables of imports in this Report, the quantities and values are based upon the declarations of importers (import entries), as subsequently checked by Customs officials.
2. Weight, where shown is the net weight of the goods, that is, it excludes the weight of the covers or receptacles, except in cases of certain goods, as provided in the Customs Tariff.
3. The expression "ton" means 2,000 pounds, and "cwt." 100 pounds, avoirdupois. Where other units of quantity are used, Imperial standards apply.
4. In this Report are trade items such as "Engines, gas, n.o.p., and parts", which show both quantities and values. In the item "Engines, gas, n.o.p., and parts", the quantity represents the number of complete gas engines only, while the value represents not only the value of the specified number of complete gas engines but also the value of all kinds of "Parts" of gas engines; therefore, in this item, and in similar items, the average value per unit cannot be ascertained.
5. "Imports" means "Imports entered for Consumption". "Entered for Consumption" does not imply that the goods have been actually consumed in Canada, but that they have passed into the custody of the importer and that duty has been paid on the dutiable portion.
6. For statistical purposes, the value of merchandise imported, as shown in this Report, is the value as determined for Customs duty purposes. In most cases, this would be the invoice value of the goods converted to Canadian dollars at authorized exchange ratios. The value does not include charges such as freight, insurance, handling, duties or taxes.
7. Imports into Canada are classified as received from the countries whence they were consigned to Canada. The countries of consignment are the countries from which the goods have come, without interruption of transit, except in the course of transshipment or transfer from one conveyance to another. The countries whence goods are consigned are not necessarily the countries of actual origin, since goods produced in one country may be purchased by a firm in another country and thence despatched, after a longer or shorter interval, to Canada. In such cases the second country would be the country of consignment to which the goods would be credited. An example is the case of tea grown in the Orient but purchased in the bonded market in London, England; Canadian statistics record such imports as coming from the United Kingdom.
8. The initials "N.O.P." mean "not otherwise provided for"
9. Some of the descriptions of articles used in this Report are abbreviated and incomplete due to lack of space and mechanical limitations. Full descriptions are shown in the annual printed report of the Trade of Canada.
10. Throughout this Report, figures are subject to revision.
11. The Foreign Trade of Newfoundland is included as from April 1, 1949.

U Kingdom.....	United Kingdom	Fr Africa.....	French Africa
Ireland.....	Ireland	Fr E Ind.....	French East Indies
Aden.....	Aden	Fr Guiana.....	French Guiana
B E Afr.....	British East Africa	Fr Oceana.....	French Oceania
S Rhod.....	Southern Rhodesia	Fr W Ind.....	French West Indies
N Rhod.....	Northern Rhodesia	Madagascr.....	Madagascar
Un So Afr.....	Union of South Africa	St. Pierre.....	St. Pierre and Miquelon
B S A Other.....	Other British South Africa	Germany.....	Germany
Gambia.....	Gambia	Greece.....	Greece
G Coast.....	Gold Coast	Guatemala.....	Guatemala
Nigeria.....	Nigeria	Haiti.....	Haiti (Republic of)
S Leone.....	Sierra Leone	Honduras.....	Honduras
B W A Other.....	Other British West Africa	Hungary.....	Hungary
A E Sudan.....	Anglo-Egyptian Sudan	Iceland.....	Iceland
India.....	India	Iran.....	Iran
Pakistan.....	Pakistan	Iraq.....	Iraq
Ceylon.....	Ceylon	Italy.....	Italy
Malaya.....	Federation of Malaya	Tripoli.....	Tripoli
B E I Other.....	Other British East Indies	Ital Afr.....	Other Italian Africa
Bermuda.....	Bermuda	Japan.....	Japan
B Guiana.....	British Guiana	Korea.....	Korea
B Hond.....	British Honduras	Latvia.....	Latvia
Barbados.....	Barbados	Liberia.....	Liberia
Jamaica.....	Jamaica	Lithuania.....	Lithuania
Trinidad.....	Trinidad and Tobago	Mexico.....	Mexico
Bahamas.....	Bahamas	Morocco.....	Morocco
Leew Wind.....	Leeward and Windward Islands	Nethrlnds.....	Netherlands
Falkland.....	Falkland Islands	Indonesia.....	Indonesia
Gibraltar.....	Gibraltar	Surinam.....	Surinam
Hong Kong.....	Hong Kong	Neth Ant.....	Netherlands Antilles
Malta.....	Malta	Nicaragua.....	Nicaragua
Australia.....	Australia	Norway.....	Norway
Fiji.....	Fiji	Israel.....	Israel
New Zeal.....	New Zealand	Panama.....	Panama
B Oceania.....	Other British Oceania	Paraguay.....	Paraguay
Afghan.....	Afghanistan	Peru.....	Peru
Albania.....	Albania	Phil.....	Philippine Islands
Arabia.....	Arabia	Poland.....	Poland
Argentina.....	Argentina	Portugal.....	Portugal
Austria.....	Austria	Azores.....	Azores and Madeira
Belgium.....	Belgium and Luxembourg	Port Afr.....	Portuguese Africa
Bel Congo.....	Belgian Congo	Port Asia.....	Portuguese Asia
Bolivia.....	Bolivia	Roumania.....	Roumania
Brazil.....	Brazil	Siam.....	Siam
Bulgaria.....	Bulgaria	Spain.....	Spain
Burma.....	Burma	Canary Is.....	Canary Islands
Chile.....	Chile	Span Afr.....	Spanish Africa
China.....	China	Sweden.....	Sweden
Colombia.....	Colombia	Switzrind.....	Switzerland
C Rica.....	Costa Rica	Syria.....	Syria
Cuba.....	Cuba	Jordan.....	Jordan
Czecho S.....	Czechoslovakia	Turkey.....	Turkey
Denmark.....	Denmark	U S S R.....	U.S.S.R. (Russia)
Greenland.....	Greenland	Alaska.....	Alaska
Dom Rep.....	Dominican Republic	Virgin Is.....	American Virgin Islands
Ecuador.....	Ecuador	Hawaii.....	Hawaii
Egypt.....	Egypt	P Rico.....	Puerto Rico
El Salvd.....	El Salvador	U S Ocea.....	United States Oceania
Estonia.....	Estonia	Uruguay.....	Uruguay
Ethiopia.....	Ethiopia	Venezuela.....	Venezuela
Finland.....	Finland	Yugo Slav.....	Yugoslavia
France.....	France	U States.....	United States

Countries	Month of March		Three Months ended March	
	1949	1950	1949	1950
Commonwealth Countries				
United Kingdom.....	28,342,788	32,726,433	76,665,779	84,235,435
Ireland.....	15,722	22,716	27,623	30,304
Aden.....	351,177	-	351,177	-
British East Africa.....	94,506	2,760,372	633,532	4,491,491
Southern Rhodesia.....	2,019	88,314	8,622	91,812
Northern Rhodesia.....	3,565	4,747	13,513	16,993
Union of South Africa.....	602,007	761,371	1,065,901	1,139,949
Other British South Africa.....	-	-	-	-
Gambia.....	-	-	-	-
Gold Coast.....	612,175	677,769	1,457,581	1,116,588
Nigeria.....	632,642	173,024	1,529,078	173,024
Sierra Leone.....	-	-	-	-
Other British West Africa.....	-	-	-	-
Anglo-Egyptian Sudan.....	-	1,102	5,854	4,324
India.....	2,252,069	2,283,819	6,360,351	9,558,331
Pakistan.....	43,917	365,051	105,249	527,487
Ceylon.....	986,841	762,522	2,669,558	3,294,029
Federation of Malaya.....	2,692,110	1,648,794	7,833,595	4,674,554
Other British East Indies.....	-	-	13,451	-
Bermuda.....	16,244	3,232	22,126	10,805
British Guiana.....	827,657	39,038	2,745,958	1,199,076
British Honduras.....	19,933	11,398	160,761	13,957
Barbados.....	628,586	112,986	722,233	299,670
Jamaica.....	950,117	346,593	1,958,257	913,698
Trinidad and Tobago.....	524,346	175,027	1,090,926	659,561
Bahamas.....	19,594	14,541	238,594	171,201
Leeward and Windward Islands.....	40,686	24,482	53,367	45,172
Falkland Islands.....	-	-	-	-
Gibraltar.....	-	-	-	-
Hong Kong.....	206,951	112,367	518,011	474,368
Malta.....	6,274	982	6,611	1,533
Newfoundland.....	313,462	-	917,604	-
Australia.....	1,734,498	1,674,646	5,013,585	4,154,723
Fiji.....	-	1,222,428	956,959	1,624,282
New Zealand.....	2,000,443	1,009,507	2,168,290	1,599,870
Other British Oceania.....	-	-	-	-
Total Commonwealth Countries...	43,920,329	47,023,261	115,314,146	120,522,237
Foreign Countries				
Afghanistan.....	-	16,013	-	16,013
Albania.....	-	-	-	-
Arabia.....	345,116	1,524,664	1,586,779	4,029,940
Argentina.....	229,615	540,323	973,978	1,447,628
Austria.....	13,450	74,176	46,424	159,676
Belgium and Luxembourg.....	1,942,802	1,685,257	4,673,893	4,071,503
Belgian Congo.....	99,144	114,467	214,264	160,741
Bolivia.....	19,169	837,713	37,225	838,368
Brazil.....	1,411,444	1,815,662	5,241,981	4,918,154
Bulgaria.....	-	-	500	-
Burma.....	13,055	-	17,475	-
Chile.....	192,737	36,229	246,519	61,588
China.....	173,476	402,708	665,762	1,078,598
Colombia.....	524,307	703,192	2,618,413	2,488,623
Costa Rica.....	203,484	180,377	310,342	448,391
Cuba.....	310,927	342,848	1,594,190	876,973
Czechoslovakia.....	593,268	562,044	1,747,404	1,343,098
Denmark.....	97,084	55,204	979,553	194,201
Greenland.....	-	-	-	-
Dominican Republic.....	784,035	24,780	2,454,401	59,889
Ecuador.....	24,390	33,640	106,350	133,485
Egypt.....	-	-	15,693	3,873
El Salvador.....	104,312	21,866	244,191	79,766
Estonia.....	585	585	585	1,885
Ethiopia.....	1,581	912	11,398	11,499
Finland.....	702	66,065	1,043	151,560
France.....	1,197,737	955,357	3,011,491	2,435,804
French Africa.....	-	2,372	4,071	28,102
French East Indies.....	-	-	-	-
French Guiana.....	-	-	-	-
French Oceania.....	-	-	1,077	425,483
French West Indies.....	-	-	14,549	90
Madagascar.....	-	3,346	-	3,346
St. Pierre and Miquelon.....	585	3,458	4,997	4,081

Countries	Month of March		Three Months ended March	
	1949	1950	1949	1950
Foreign Countries - Concluded				
Germany.....	800,769	522,110	1,311,970	1,314,037
Greece.....	2,254	11,728	28,146	37,987
Guatemala.....	106,219	542,332	536,968	1,047,943
Haiti (Republic of).....	15,816	112,075	75,898	312,768
Honduras.....	331,519	424,539	1,183,287	804,699
Hungary.....	14,183	5,285	34,725	11,517
Iceland.....	3,753	425	7,658	10,902
Iran.....	34,677	45,280	82,488	60,023
Iraq.....	2,308	14,609	316,147	31,799
Italy.....	852,154	590,681	2,309,478	1,780,827
Tripoli.....	-	-	-	-
Other Italian Africa.....	-	-	-	-
Japan.....	277,740	846,318	680,617	2,054,708
Korea.....	-	-	-	-
Latvia.....	300	1,038	375	1,538
Liberia.....	6,890	-	6,890	-
Lithuania.....	1,150	-	1,150	-
Mexico.....	1,743,180	2,976,855	4,084,124	6,643,781
Morocco.....	8,208	5,372	46,360	17,580
Netherlands.....	636,790	528,293	1,719,460	1,017,626
Indonesia.....	275,002	15,296	328,263	140,155
Surinam.....	-	-	60,478	-
Netherlands Antilles.....	-	-	4,019	868,479
Nicaragua.....	9,266	14,170	27,136	45,213
Norway.....	31,351	57,133	210,392	176,518
Israel.....	33,689	70,616	107,878	173,219
Panama.....	318,643	389,939	729,153	1,354,910
Paraguay.....	6,233	101,998	30,712	155,418
Peru.....	8,864	1,306,074	542,078	1,969,906
Philippine Islands.....	32,538	609,141	574,786	1,291,105
Poland.....	5,481	17,729	15,092	45,788
Portugal.....	91,114	95,687	262,825	305,988
Azores and Madeira.....	55,745	40,752	154,892	108,626
Portuguese Africa.....	-	52,524	-	68,204
Portuguese Asia.....	-	-	-	-
Roumania.....	800	-	2,800	200
Siam.....	15,134	1,202	34,019	72,651
Spain.....	146,591	176,055	496,558	625,833
Canary Islands.....	-	1,155	-	3,394
Spanish Africa.....	-	-	-	-
Sweden.....	285,284	535,056	857,959	954,711
Switzerland.....	759,976	1,246,132	2,221,842	3,185,635
Syria.....	812	6,804	4,636	16,832
Jordan.....	-	-	-	-
Turkey.....	91,747	101,239	575,062	287,910
U.S.S.R. (Russia).....	717	1,087	889	4,031
United States.....	168,952,119	160,893,333	482,569,873	458,514,097
Alaska.....	90,991	89,278	250,041	319,836
American Virgin Islands.....	600	2,154	1,800	6,155
Hawaii.....	27,634	13,643	87,951	72,125
Puerto Rico.....	18,407	18,334	165,766	47,115
United States Oceania.....	-	-	-	-
Uruguay.....	3,534	191,879	7,454	366,550
Venezuela.....	7,635,207	7,641,942	20,811,302	17,103,127
Yugoslavia.....	6,955	21,719	8,015	37,960
Total Foreign Countries.....	192,025,349	190,342,269	550,393,960	528,951,784
GRAND TOTAL.....	235,945,678	237,365,530	665,708,106	649,474,021

IMPORTS INTO CANADA FOR CONSUMPTION FROM ALL COUNTRIES, FROM THE UNITED KINGDOM
AND FROM THE UNITED STATES, BY MAIN GROUPS (EXCLUDING GOLD)

Main Groups	Month of March		Three Months ended March	
	1949	1950	1949	1950
<u>ALL COUNTRIES</u>				
Agricultural and Vegetable Products (except Chemicals, Fibres and Wood)...	28,174,009	32,819,721	79,237,856	86,762,678
Animals and Animal Products (except Chemicals and Fibres).....	6,362,182	6,480,362	22,612,111	19,609,198
Fibres, Textiles and Textile Products....	33,150,721	28,378,996	98,515,758	83,795,742
Wood, Wood Products and Paper.....	7,288,019	8,489,225	19,854,983	23,056,239
Iron and Its Products.....	85,664,913	77,407,659	228,554,621	213,527,669
Non-Ferrous Metals and Their Products....	15,509,285	18,754,012	42,647,285	48,453,795
Non-Metallic Minerals and Their Products (except Chemicals).....	37,203,484	38,864,885	111,087,036	106,257,511
Chemicals and Allied Products.....	10,540,934	13,290,293	31,032,997	34,743,914
Miscellaneous Commodities.....	12,052,131	12,880,377	32,165,459	33,266,175
Total.....	235,945,678	237,365,530	665,708,106	649,474,021
<u>UNITED KINGDOM</u>				
Agricultural and Vegetable Products (except Chemicals, Fibres and Wood)...	1,200,711	2,239,611	3,708,821	6,745,491
Animals and Animal Products (except Chemicals and Fibres).....	497,553	851,702	1,332,787	2,080,300
Fibres, Textiles and Textile Products....	13,014,652	9,911,830	36,831,241	26,585,353
Wood, Wood Products and Paper.....	227,636	311,266	690,674	759,140
Iron and Its Products.....	6,577,168	12,081,133	16,031,930	27,054,939
Non-Ferrous Metals and Their Products....	2,447,717	3,012,885	6,008,738	9,539,714
Non-Metallic Minerals and Their Products (except Chemicals).....	2,003,283	1,934,146	5,585,341	5,215,004
Chemicals and Allied Products.....	567,156	1,076,732	1,521,421	2,688,468
Miscellaneous Commodities.....	1,784,912	1,307,128	4,254,926	3,567,026
Total.....	28,342,788	32,726,433	76,665,779	84,235,435
<u>UNITED STATES</u>				
Agricultural and Vegetable Products (except Chemicals, Fibres and Wood)...	11,863,227	13,572,358	32,033,321	35,823,513
Animals and Animal Products (except Chemicals and Fibres).....	4,509,488	4,306,058	16,931,626	14,299,950
Fibres, Textiles and Textile Products....	12,738,461	10,300,384	43,172,884	36,567,824
Wood, Wood Products and Paper.....	6,861,238	7,882,025	18,547,846	21,491,638
Iron and Its Products.....	76,884,049	64,434,763	208,150,703	184,401,615
Non-Ferrous Metals and Their Products....	11,173,921	11,589,487	30,793,507	32,345,818
Non-Metallic Minerals and Their Products (except Chemicals).....	26,316,310	26,993,593	80,494,736	76,642,585
Chemicals and Allied Products.....	9,401,646	11,608,915	28,162,727	30,496,531
Miscellaneous Commodities.....	9,203,779	10,205,750	24,282,523	26,344,523
Total.....	168,952,119	160,893,333	482,569,873	458,514,097

IMPORTS INTO CANADA FOR CONSUMPTION

Articles and Countries from which Imported	MONTH OF MARCH 1950		THREE MONTHS ENDED MARCH 1950		Class Number	
	Quantities	Values (\$)	Quantities	Values (\$)		
<u>GROUP 1</u>						
<u>AGRICULTURAL PRODUCTS</u>						
<u>A MAINLY FOOD</u>						
APPLES FRESH	400 U STATES	LR 1171198	41193	1353046	48126	1
		1171198	41193	1353046	48126	
APRICOTS QUINCES FRESH	312 CHILE	LB 3675	467	6195	737	2
	400 U STATES	1146	218	3946	534	
		4821	685	10141	1271	
BANANAS FRESH	228 LEEW WIND	STEM 985	2671	985	2671	3
	309 BRAZIL			965	3425	
	314 COLOMBIA	1441	6391	1931	7934	
	315 C RICA	22169	169367	49461	385819	
	321 ECUADOR	3191	16845	4515	25602	
	337 GUATEMALA	46267	269394	81706	487728	
	338 HAITI	7585	23458	12365	36870	
	339 HONDURAS	62013	406759	119056	760201	
	361 PANAMA	52644	389939	192994	1364910	
	384 P RICO			14	176	
	400 U STATES			152	777	
		196295	1284824	464144	3076113	
CHERRIES FRESH	400 U STATES	LB		886	306	4
				886	306	
CRANBERRIES FRESH	400 U STATES	LB				5
		126626	12980	266762	30344	
		126626	12980	266762	30344	
GRAPE FRUIT FRESH	224 JAMAICA	LB				6
	231 HONG KONG	113200	4395	113200	4395	
	339 HONDURAS	500	187	7186	2463	
	352 MEXICO	242500	8719	242500	8719	
	400 U STATES	12853	540	228951	11150	
		9071459	482778	25534440	1233023	
		9440512	496619	26126277	1259750	
GRAPES FRESH	304 ARGENTINA	LB				7
	306 BELGIUM	4840	736	4840	736	
	312 CHILE	240	105	313	136	
	400 U STATES	14422	2954	14422	2954	
		3342077	250186	10614036	741707	
		3361579	253981	10633611	745533	
GUAVAS MANGOES PLANTAINS FRESH	400 U STATES				37	8
					37	
LEMONS FRESH	344 ITALY	BOX				9
	372 SPAIN	9593	34894	84912	331165	
	400 U STATES			4051	11191	
		10405	60228	26310	183097	
		19998	95122	115273	525453	
LIMES FRESH	400 U STATES	BOX				10
		378	871	1012	2452	
		378	871	1012	2452	
MUSKMELONS CANTALOUPE FRESH	312 CHILE	LB				11
	400 U STATES	33050	2416	42770	3492	
		10511	929	13231	1206	
		43561	3345	56001	4698	
MELONS FRESH N O P	316 CUBA	NO				12
	400 U STATES	229	576	229	576	
		150	134	946	617	
		379	710	1175	1193	
ORANGES MANDARINES FRESH	224 JAMAICA	CU FT				13
	231 HONG KONG	1000	772	1080	911	
	352 MEXICO			130	1117	
	372 SPAIN	138713	289153	281435	520800	
	400 U STATES	692909	1780216	14122	27794	
		832622	2070141	1805430	4322901	
				2102197	4873523	
PEACHES FRESH	312 CHILE	LB				14
	400 U STATES	5749	767	6249	857	
		402	63	1134	174	
		6151	830	7383	1031	
PEARS FRESH	304 ARGENTINA	LB				15
	400 U STATES	5620	793	5620	793	
		486708	31951	893331	60660	
		492328	32744	898951	61453	
PINEAPPLES FRESH	316 CUBA	CRATE				16
	384 P RICO	24427	66145	63339	155645	
	400 U STATES	1254	4890	1690	6721	
		1686	4765	3113	8340	
		27367	75800	68142	170706	
PLUMS OR PRUNES FRESH	304 ARGENTINA	LB				17
	312 CHILE	930	174	930	174	
	400 U STATES	8957	1318	8957	1318	
		685	136	4689	917	
		10572	1628	14576	2409	
BERRIES FRESH N O P	400 U STATES	LB				18
				299	78	
				299	78	
STRAWBERRIES FRESH	400 U STATES	LB				19
		53474	13910	166356	46030	
		53474	13910	166356	46030	

IMPORTS INTO CANADA FOR CONSUMPTION

Articles and Countries from which Imported	MONTH OF MARCH 1950		THREE MONTHS ENDED MARCH 1950		Class Number
	Quantities	Values (\$)	Quantities	Values (\$)	
FRESH FRUITS N O P					20
400 U STATES		8420		17526	
APPLES DRIED		8420		17526	31
400 U STATES	LB		677765	24306	
			677765	24306	
APRICOTS NECTARINES DRIED					32
207 UN SO AFR	LB	12000	12000	4163	
400 U STATES		450	890	204	
		12450	12890	4367	
BANANAS DRIED					33
309 BRAZIL	LB		240	151	
400 U STATES			1285	1388	
			1525	1539	
CURRENTS DRIED					34
400 U STATES	LB	24561	53373	7295	
		24561	53373	7295	
DATES DRIED UNPITTED IN BULK					35
DATES DRIED N O P					36
231 HONG KONG	LB		280	149	
343 IRAQ		161000	350328	31799	
400 U STATES		63330	404916	65856	
		224330	755524	97804	
FIGS DRIED					37
336 GREECE	LB		4650	591	
366 PORTUGAL			50010	7830	
379 TURKEY		132300	409308	77251	
400 U STATES		302066	957336	138101	
		434366	1421304	223773	
PEACHES DRIED					38
400 U STATES	LB		42	11	
			42	11	
PRUNES DR PLUMS DRIED UNPITTED					39
231 HONG KONG	LB		1371	512	
400 U STATES		2342623	3992512	575615	
		2342623	3993863	576127	
PEARS DRIED					40
RAISINS					41
354 NETHRLNDS	LB	131941	131941	12112	
400 U STATES		934389	2144350	237155	
		1066330	2276291	249267	
FRUITS DRIED N O P					42
231 HONG KONG	LB		60	14	
			60	14	
CHERRIES SULPHURED OR IN BRINE					51
344 ITALY	LB	211496	643061	84603	
400 U STATES		62280	62280	7597	
		273776	705341	92200	
OLIVES SULPHURED OR IN BRINE					52
231 HONG KONG	LB		100	23	
312 CHILE		2233	2233	901	
328 FR AFRICA			2203	696	
336 GREECE		6800	87900	18846	
344 ITALY		5281	13531	1821	
372 SPAIN		385010	1024378	321986	
400 U STATES		115828	450894	93999	
		515152	1581239	438272	
LEMON ORANGE GRAPE FRUIT RINDS					53
231 HONG KONG				802	
338 HAITI				3229	
344 ITALY		10465		11746	
384 P RICO				7398	
400 U STATES				5319	
				28494	
PEACHES AND APRICOTS IN CANS					54
207 UN SO AFR	LB	1966144	2473744	321773	
234 AUSTRALIA			20494	1598	
400 U STATES		18860	228330	21452	
		1985004	2722568	344823	
PEARS IN CANS					55
400 U STATES	LB	950	12857	1722	
		950	12857	1722	
PINEAPPLE IN CANS					56
207 UN SO AFR	LB	1295045	1458045	227718	
218 MALAYA		230730	230730	29643	
234 AUSTRALIA			970185	159926	
235 FIJI		520293	520293	51544	
313 CHINA			186820	31327	
352 MEXICO		62093	62093	4463	
383 HAWAII		717	717	111	
400 U STATES		56877	93556	15016	
		2165755	3522439	519748	
FRUITB IN CANS N O P					57
231 HONG KONG	LB		478	178	
234 AUSTRALIA			71225	8588	
347 JAPAN		40000	273421	24263	
400 U STATES		53499	145826	18276	
		93499	490950	51305	
FRUITS NUTS PICKLED PRESERVED					60
100 U KINGDOM	GAL	178	525	1724	
215 INDIA		248	248	1254	
224 JAMAICA		467	467	381	
231 HONG KONG		445	1615	5811	

IMPORTS INTO CANADA FOR CONSUMPTION

Articles and Countries from which Imported	MONTH OF MARCH 1950		THREE MONTHS ENDED MARCH 1950		Class Number
	Quantities	Values (\$)	Quantities	Values (\$)	
316 CUBA	1838	2921	1838	2921	
344 ITALY	24	390	24	390	
347 JAPAN			31	69	
354 NETHRLNDS	2992	4358	5885	9167	
400 U STATES	3760	8855	6990	17061	
	9952	20652	17623	38778	
FRUIT PULP N O P	LB				61
234 AUSTRALIA	4171	605	4171	605	
400 U STATES	116022	12574	116022	12574	
	120193	13179	120193	13179	
JELLIES JAMS MARMALADES	LB				62
100 U KINGDOM	64576	10382	186433	35592	
224 JAMAICA			6408	832	
231 HONG KONG			218	62	
400 U STATES	11088	1875	67809	9643	
	75664	12257	260868	46129	
GRAPE FRUIT OR ORANGE PULP	LB				63
224 JAMAICA	23997	906	155985	4410	
	23997	906	155985	4410	
MIXED FRUITS IN CANS	LB				64
234 AUSTRALIA			125985	16655	
400 U STATES	627180	71278	2247953	269861	
	627180	71278	2373938	286516	
LEMON JUICE	GAL				68
400 U STATES	9068	25385	26048	70521	
	9068	25385	26048	70521	
ORANGE JUICE	GAL				69
224 JAMAICA	18000	15000	59742	49188	
400 U STATES	230572	200200	952301	801791	
	248572	215200	1012043	850979	
PECTIN	LB				70
400 U STATES	8270	13082	16270	25987	
	8270	13082	16270	25987	
GRAPE JUICE OVER 1 GALLON	GAL				73
LIME JUICE NOT REFINED	GAL				74
FRUIT JUICES SPIRIT FORTIFIED	GAL				78
400 U STATES	12	338	31	632	
	12	338	31	632	
BLENDED FRUIT JUICES	GAL				76
224 JAMAICA	9000	7498	51821	41755	
225 TRINIDAD	38100	31982	94500	79043	
400 U STATES	141121	131804	417762	382381	
	188221	171284	564083	503179	
FRUIT JUICES N O P	GAL				77
100 U KINGDOM	78	127	90	171	
400 U STATES	24607	24665	30025	31026	
	24685	24792	30115	31197	
GRAPE FRUIT JUICE	GAL				78
100 U KINGDOM	3000	2328	25068	14300	
224 JAMAICA	90000	79500	91083	80463	
225 TRINIDAD	99000	82300	198300	165337	
400 U STATES	59494	64057	115438	123470	
	251494	228185	429889	383570	
PINEAPPLE JUICE	GAL				79
234 AUSTRALIA			10613	10408	
235 FIJI	15000	10426	15000	10426	
383 HAWAII	13110	11874	41309	40141	
400 U STATES	13856	14489	19913	20509	
	41966	36789	86835	81484	
FRUIT SYRUPS CONCENTRD JUICES	GAL				80
100 U KINGDOM	97	579	752	1939	
224 JAMAICA	429	1869	853	3441	
400 U STATES	26256	129251	70649	304056	
	26782	131699	72254	309436	
COCOANUTS	NO				81
235 FIJI			8400	465	
236 NEW ZEAL			10500	615	
320 OOM REP	800	73	800	73	
339 HONOURAS	2080	143	4330	319	
384 P RICO	20000	1442	28300	2209	
400 U STATES	5175	258	10900	771	
	28055	1916	63230	4452	
COCOANUT DESICCATED	LB				83
100 U KINGDOM			13000	1739	
217 CEYLON	184410	27986	845415	128959	
364 PHIL	236230	42619	622390	115163	
400 U STATES	199605	68813	779055	224970	
	620245	139418	2259860	470831	
COPRA NOT PREPARED	LB				84
234 AUSTRALIA			61968	3417	
331 FR OCEANA			4409200	420142	
364 PHIL	3360000	321755	7952000	726218	
	3360000	321755	12423168	1149777	
ALMONOS NOT SHELLED	LB				91
400 U STATES			100	20	
			100	20	
BRAZIL NUTS NOT SHELLED	LB				92
309 BRAZIL			660	270	
400 U STATES			200	49	
			860	319	
FILBERTS HAZEL NOT SHELLED	LB				93

IMPORTS INTO CANADA FOR CONSUMPTION

Articles and Countries from which Imported	MONTH OF MARCH 1950		THREE MONTHS ENDED MARCH 1950		Class Number
	Quantities	Values (\$)	Quantities	Values (\$)	
PEANUTS GREEN SHELLED OR NOT	LB				94
215 INDIA	5406706	488802	9983800	914195	
313 CHINA	1481000	213307	3491000	506288	
352 MEXICO	3605888	495329	7849303	1084161	
400 U STATES	595397	103623	8558388	468586	
	11088991	1301061	23882491	2973230	
PECANS NOT SHELLED	LB				95
400 U STATES	50	12	100	60	
	50	12	100	60	
WALNUTS NOT SHELLED	LB				96
400 U STATES	6050	1906	20495	6143	
	6050	1906	20495	6143	
OTHER NUTS NOT SHELLED	LB				97
231 HONG KONG	200	44	1670	355	
342 IRAN			92	69	
344 ITALY	110	39	976	135	
379 TURKEY	180	94	180	94	
400 U STATES	9651	2846	25257	7584	
	10141	3023	28175	8237	
ALMONDS SHELLED	LB				101
100 U KINGDOM	2240	941	28084	11697	
344 ITALY	1102	412	78878	30113	
366 PORTUGAL	40320	12252	130520	40700	
372 SPAIN	26246	8139	93058	36360	
400 U STATES	15586	9020	18478	10701	
	85494	30764	349018	129571	
PEANUTS N O P	LB				102
231 HONG KONG	310	112	2270	818	
400 U STATES	10422	4440	45992	15525	
	10732	4552	48262	16343	
WALNUTS SHELLED	LB				103
313 CHINA	300905	103466	809105	286751	
327 FRANCE	37478	18381	111611	56317	
344 ITALY	8863	4007	28373	13932	
379 TURKEY			90796	39620	
400 U STATES	33756	16368	34343	16624	
	381002	142222	1074228	413244	
OTHER NUTS SHELLED	LB				104
231 HONG KONG	1040	514	3500	1491	
344 ITALY			2095	1861	
372 SPAIN			13503	3366	
379 TURKEY	129779	34875	317356	84870	
400 U STATES	190904	77125	308137	126780	
	321723	112514	644591	218368	
BRAZIL NUTS SHELLED	LB				105
308 BOLIVIA	42372	16446	42372	16446	
309 BRAZIL	17226	4798	136158	48722	
400 U STATES	1850	1043	2680	1748	
	61448	22287	181210	66916	
CASHEW NUTS SHELLED	LB				106
215 INDIA	97500	37867	391000	151584	
309 BRAZIL	11150	2635	11150	2635	
400 U STATES	42733	16919	77439	33655	
	151383	57421	479589	187874	
PECANS SHELLED	LB				107
352 MEXICO			17370	9874	
400 U STATES	48215	49058	141154	139803	
	48215	49058	158524	149677	
ASPARAGUS FRESH	LB				111
400 U STATES	46333	9770	46333	9770	
	46333	9770	46333	9770	
BEANS GREEN FRESH	LB				112
400 U STATES	1027996	86457	1946422	187665	
	1027996	86457	1946422	187665	
BEEETS FRESH EXCEPT SUGAR BEETS	LB				114
400 U STATES	631051	24916	1372879	56530	
	631051	24916	1372879	56530	
CABBAGE FRESH	LB				115
352 MEXICO	59420	1018	59420	1018	
400 U STATES	9611934	201174	22540037	438773	
	9671354	202192	22599457	439791	
CARROTS FRESH	LB				116
400 U STATES	7592713	200015	16033909	473608	
	7592713	200015	16033909	473608	
CAULIFLOWER FRESH	LB				117
400 U STATES	2159741	84449	5185249	198771	
	2159741	84449	5185249	198771	
CELERY FRESH	LB				118
400 U STATES	8881614	337974	22520302	954929	
	8881614	337974	22520302	954929	
CUCUMBERS FRESH	LB				119
316 CUBA	15235	1269	30112	2531	
400 U STATES	444047	42057	1156072	97311	
	459282	43326	1186184	99842	
LETTUCE FRESH	LB				120
352 MEXICO	49764	1269	283996	12923	
400 U STATES	10398941	337450	26516578	1114909	
	10448705	338719	26800574	1127832	
MUSHROOMS TRUFFLES FRESH	LB				121
231 HONG KONG	100	336	255	927	
347 JAPAN	528	1073	2017	4528	
400 U STATES	31935	7389	179709	42035	
	32563	8798	181981	47490	
ONIONS FRESH	LB				122
312 CHILE	249580	10220	249580	10220	
354 NETHRLNDS			1824	49	

IMPORTS INTO CANADA FOR CONSUMPTION

Articles and Countries from which Imported	MONTH OF MARCH 1950		THREE MONTHS ENDED MARCH 1950		Class Number
	Quantities	Values (\$)	Quantities	Values (\$)	
400 U STATES	3857924	143037	8224906	374344	
PEAS GREEN FRESH	4107504	153257	8476310	384613	123
352 MEXICO	46216	3997	319656	22574	
400 U STATES	26435	3367	47386	5177	
POTATOES SWEET FRESH	72651	7364	367042	27751	124
231 HONG KONG	CWT 3	33	109	1754	
400 U STATES	10487	62563	32428	202012	
POTATOES FRESH EXCEPT SEED	10490	62596	32537	203766	125
400 U STATES	CWT 53720	141533	100335	263275	
SPINACH FRESH	53720	141533	100335	263275	126
400 U STATES	LB 971373	93944	2281313	220597	
TOMATOES FRESH	971373	93944	2281313	220597	127
224 JAMAICA	LB 671138	24100	1614594	70313	
227 BAHAMAS	41662	1131	3349629	134228	
228 LEEWIND	104248	9485	118428	10643	
316 CUBA	136488	7607	1039360	68210	
352 MEXICO	11260605	406015	18719138	799005	
400 U STATES	1114089	64358	2913117	186697	
VEGETABLES FRESH	13328230	512696	27754266	1269096	128
N O P	LB 4020	509	63373	7744	
231 HONG KONG	306 BELGIUM	2598	797	4752	1906
312 CHILE	1123	183	1123	183	
316 CUBA	9329	708	16820	1022	
344 ITALY	6237	1143	35413	2608	
352 MEXICO	2087426	162602	14346	2260	
375 SWEDEN	2110733	172942	26400	2821	
400 U STATES			5625815	452029	
MUSTARD LIQUID			5788042	470573	131
327 FRANCE				133	
400 U STATES		67		228	
PASTE HASH VEGETABLE MEAT FISH		67		361	
231 HONG KONG	LB 252	268	528	448	132
344 ITALY	44	50	869	1054	
400 U STATES	754	263	1114	339	
POTATOES DRIED	1050	581	2511	1841	133
100 U KINGDOM	LB 21600	5280	21600	5280	
400 U STATES			198	63	
VEGETABLES DRIED			21798	5343	134
N O P	LB 9266	3868	2240	749	
100 U KINGDOM	231 HONG KONG		18836	8156	
322 EGYPT	347 JAPAN		15676	3798	
400 U STATES	3502	631	450	226	
VEGETABLES FROZEN	12768	4499	72721	14998	
ASPARAGUS IN CANS			109923	27927	135
BEANS IN CANS	LB				141
CORN IN CANS	LB				142
MUSHROOMS AND TRUFFLES IN CANS	LB				143
231 HONG KONG			171	468	
327 FRANCE	9167	2397	17364	5359	
347 JAPAN	266	967	436	1225	
PEAS IN CANS	9433	3364	17971	7052	144
TOMATOES IN CANS	LB				145
400 U STATES			8750	1217	146
VEGETABLES N O P			8750	1217	147
IN CANS	LB				
100 U KINGDOM			310	24	
400 U STATES	153	39	1023	366	
PIMENTOS IN CANS	153	39	1333	390	148
PICKLES	LB				152
100 U KINGDOM	GAL 66	256	139	707	
231 HONG KONG	906	1747	2573	6086	
327 FRANCE			110	226	
344 ITALY	275	367	1187	1792	
347 JAPAN	66	207	865	1094	
354 NETHRLNDS	12285	17790	14710	23353	
366 PORTUGAL	1102	2437	2834	6238	
400 U STATES	425	976	1080	3019	
SAUCES N O P AND	15125	23780	23498	42515	153
CATSUPS	GAL				
100 U KINGDOM	226	625	312	932	
215 INDIA	45	119	45	119	
224 JAMAICA			45	200	
231 HONG KONG	413	807	1535	2801	
400 U STATES	149	440	1223	6083	
	833	1991	3160	10135	

IMPORTS INTO CANADA FOR CONSUMPTION

Articles and Countries from which Imported	MONTH OF MARCH 1950		THREE MONTHS ENDED MARCH 1950		Class Number
	Quantities	Values (\$)	Quantities	Values (\$)	
SAUCES SOY					
231 HONG KONG	GAL 894	989	5705	5004	155
347 JAPAN		18	920	1271	
400 U STATES	751	674	1752	1555	
	1654	1681	8377	7830	
BARLEY BUCKWHEAT AND RYE					
400 U STATES	BUSH 36	40	1777	2171	161
	36	40	1777	2171	
BEANS SOYA					
400 U STATES	LB 4292950	187239	9791400	423324	162
	4292950	187239	9791400	423324	
BEANS N O P					
203 B E AFR	LB 5152	426	85766	7008	163
231 HONG KONG	600	84	1100	170	
312 CHILE	284	48	284	48	
327 FRANCE	103593	7500	103593	7500	
377 SYRIA			11023	726	
400 U STATES	264626	38101	605105	83141	
	374255	46159	806871	98593	
INDIAN CORN					
400 U STATES	BUSH 70626	160973	365342	664699	167
	70626	160973	365342	664699	
OATS					
400 U STATES	BUSH		75	137	168
			75	137	
PEAS SPLIT					
312 CHILE	LB		2756	296	169
377 SYRIA			33069	2024	
400 U STATES	107600	5906	198343	10939	
	107600	5906	234168	13259	
PEAS WHOLE					
327 FRANCE	LB 5512	442	5512	442	170
352 MEXICO	500	109	500	109	
400 U STATES	976058	115039	1389047	147044	
	982070	115590	1395059	147595	
RICE UNCLEARED UNHULLED PADDY					
400 U STATES	CWT 50088	242228	205835	1022631	171
	50088	242228	205835	1022631	
RICE CLEANED					
400 U STATES	CWT 1005	12764	2012	24265	172
	1005	12764	2012	24265	
WHEAT					
BARLEY POT PEARL ROAST GROUND					
400 U STATES	LB 1200	133	1200	133	181
	1200	133	1200	133	
BRAN AND MILL FEED					
400 U STATES	CWT 3776	9625	12588	40502	182
	3776	9625	12588	40502	
BUCKWHEAT MEAL OR FLOUR					
	CWT				183
CORN MEAL					
400 U STATES	BRL 29	271	1740	13206	184
	29	271	1740	13206	
HOMINY CRACKED OR DRIED CORN					
400 U STATES	CWT 4799	20474	15841	65604	185
	4799	20474	15841	65604	
MALT FLOUR					
400 U STATES	LB 3000	240	15950	1309	187
	3000	240	15950	1309	
OATMEAL AND ROLLED OATS					
400 U STATES	LB		50	22	188
			50	22	
RICE STARCH FLOUR MEAL FEED					
231 HONG KONG	LB 1940	322	3240	452	189
400 U STATES	57100	3422	63920	4189	
	59040	3744	67160	4641	
RYE FLOUR					
	BRL				191
SAGO AND CASSAVA FLOUR EDIBLE					
231 HONG KONG	LB		444	30	192
309 BRAZIL			45328	3260	
400 U STATES	2000	220	22094	1688	
	2000	220	67866	4978	
SEMOLINA					
	BRL				193
WHEAT FLOUR					
400 U STATES	BRL		1	17	194
			1	17	
BISCUITS AND BREAD DIETARY					
100 U KINGDOM				208	201
400 U STATES		1951		3054	
		1951		3262	
BISCUITS NOT SWEETENED N O P					
100 U KINGDOM	LB 11334	4817	26752	11593	203
318 DENMARK	3375	752	6115	1380	
347 JAPAN	150	60	1036	410	
359 NORWAY	750	62	6750	759	
375 SWEDEN	16200	3196	31800	6299	
400 U STATES	202733	43974	333851	75410	
	234542	52861	406304	95851	
BISCUITS SWEETENED N O P					
100 U KINGDOM	LB 212219	72291	519676	175294	204
318 DENMARK	1200	515	2610	922	
354 NETHRLNOS	3426	1611	5108	2247	
400 U STATES	13285	8428	38945	17663	
	230130	82845	566339	196126	

Articles and Countries from which Imported	MONTH OF MARCH 1950		THREE MONTHS ENDED MARCH 1950		Class Number
	Quantities	Values (\$)	Quantities	Values (\$)	
BREAD PASSOVER MATZO PRODUCTS					205
CEREAL FOODS 25 POUNDS OR LESS	LB				206
231 HONG KONG	60	19	340	116	
400 U STATES	60693	15077	157398	46590	
	60753	15096	157738	46706	
CEREAL FOODS PREPARED N O P					207
100 U KINGDOM				625	
400 U STATES		25117		63058	
		25117		63683	
MACARONI AND VERMICELLI	LB				208
231 HONG KONG	2550	941	3014	1110	
400 U STATES			200	28	
	2550	941	3214	1138	
MILK FOODS N O P					209
100 U KINGDOM				81	
231 HONG KONG				67	
400 U STATES		11075		18281	
		11075		18429	
ARROWROOT	LB				221
228 LEW WIND	36000	3846	36000	3846	
231 HONG KONG	200	25	200	25	
400 U STATES	45400	6738	83371	12566	
	81600	10609	119571	16437	
MALT WHOLE CRUSHED OR GROUND	LB				224
SAGO AND TAPIOCA	LB				225
218 MALAYA	9324	541	109717	7158	
309 BRAZIL	35904	4705	85642	9034	
400 U STATES	35955	5054	108039	15460	
	81183	10300	303398	31652	
ALL OTHER BREADSTUFFS N O P					226
400 U STATES		2778		3646	
		2778		3646	
COCOANUT DIL N O P EDIBLE	CWT				231
100 U KINGDOM			1211	20939	
400 U STATES	1066	18653	2111	36889	
	1066	18653	3322	57828	
COTTON SEED OIL N O P EDIBLE	CWT				233
400 U STATES	10412	175065	42726	672514	
	10412	175065	42726	672514	
OLIVE DIL N O P EDIBLE	CWT				234
327 FRANCE	22	1716	63	3199	
328 FR AFRICA			159	7099	
344 ITALY	651	24561	1508	50264	
372 SPAIN	57	3083	73	3445	
377 SYRIA	7	120	7	120	
400 U STATES	123	5446	592	16005	
	860	34926	2402	80132	
PEANUT OIL N O P EDIBLE	CWT				235
231 HONG KONG	3	102	38	1031	
400 U STATES	20	371	356	8353	
	23	473	394	9384	
SOYA BEAN OIL N O P EDIBLE	CWT				236
400 U STATES	158	3024	1448	30824	
	158	3024	1448	30824	
CONFECTIONERY CHOCOLATE	LB				241
100 U KINGDOM	686793	219556	1593365	519909	
306 BELGIUM	42	42	86	93	
317 CZECHO S	7054	6917	7054	6917	
318 DENMARK			2330	739	
327 FRANCE			66	24	
354 NETHRLNDS	5969	2601	15958	7257	
360 ISRAEL	12628	6929	18489	14023	
375 SWEDEN	1740	705	4584	1452	
376 SWITZRLND	5113	3745	5113	3745	
400 U STATES	15791	8091	19044	9853	
	735130	248586	1666089	564012	
OTHER CONFECTIONS SWEETENED	LB				242
100 U KINGDOM	2567	842	18547	3891	
354 NETHRLNDS			3240	715	
400 U STATES	18767	8469	82866	17423	
	21334	9311	104653	22029	
FRUITS PEELS CANDIED	LB				243
100 U KINGDOM			145	98	
327 FRANCE	137	96	137	96	
400 U STATES	198	76	448	248	
	335	172	730	442	
GINGER PRESERVED	LB				244
231 HONG KONG	29945	4362	109242	21113	
313 CHINA	1120	203	1120	203	
347 JAPAN			250	77	
400 U STATES	48	33	81	66	
	31113	4598	110693	21459	
CHEWING GUM SWEETENED	LB				245
400 U STATES	5903	2368	7743	2944	
	5903	2368	7743	2944	
SUGAR CANDY CONFECTIONERY NOP	LB				246
100 U KINGDOM	311684	61788	1047198	205491	
231 HONG KONG	180	21	2921	851	
316 CUBA			54000	6512	
318 DENMARK	35497	10558	65378	21017	
327 FRANCE	200	154	422	259	
354 NETHRLNDS	5692	1444	7069	2107	
360 ISRAEL	7046	2266	13670	4154	

IMPORTS INTO CANADA FOR CONSUMPTION

Articles and Countries from which Imported	MONTH OF MARCH 1950		THREE MONTHS ENDED MARCH 1950		Class Number
	Quantities	Values (\$)	Quantities	Values (\$)	
365 POLAND 400 U STATES			17708	2982	
	32453	8677	51835	14492	
	32453	84908	1260201	257865	
GLUCOSE AND SYRUP CORN SYRUP 400 U STATES	CWT				251
	941	6711	2338	18014	
	941	6711	2338	18014	
MOLASSES 20 TO 35 DEGREES 316 CUBA 383 HAWAII 400 U STATES	GAL		545	95	252
			34119	3359	
	86581	8512	313560	55305	
	86581	8512	348224	58759	
MOLASSES 35 TO 56 DEGREES 400 U STATES	GAL				253
			4897	2524	
			4897	2524	
MOLASSES OVER 56 DEGREES	CWT				254
MOLASSES EMPIRE PRODUCTION 223 BARBADOS	GAL				255
	188441	99135	485893	255795	
	188441	99135	485893	255795	
SYRUPS AND MOLASSES M O P 100 U KINGDOM 400 U STATES	CWT				256
	165	1237	517	3675	
			959	7184	
	165	1237	1476	10859	
SUGAR RAW IMPORTED BY REFINERS 203 B E AFR 221 B GUIANA 234 AUSTRALIA 235 FIJI	CWT				262
	385261	2154467	588704	3282756	
			170047	951297	
	119864	669476	193784	1061743	
	208695	1160315	282353	1561676	
	713820	3984258	1234888	6857472	
SUGAR REFINED AND SUGARS M O P 100 U KINGDOM 221 B GUIANA 223 BARBADOS 224 JAMAICA	CWT				263
			8	58	
	807	5205	807	5205	
	113	422	113	422	
			8452	48522	
	920	5627	9380	54207	
SUGAR AND SYRUP MAPLE	LB				265
INVERT SUGAR AND SUBSTITUTES 400 U STATES	CWT				266
	126	975	240	2307	
	126	975	240	2307	
COCOA BEANS NOT ROASTED 210 G COAST 211 NIGERIA 224 JAMAICA 225 TRINIDAD 309 BRAZIL 321 ECUADOR 400 U STATES	CWT				271
	29057	664944	51457	1098021	
	7136	160823	7136	160823	
	5925	161094	16395	388875	
	300	10735	800	23143	
	13588	378260	25803	698427	
	7580	202865	14973	3306	
	63586	1578721	116652	2789186	
COCOA BUTTER 100 U KINGDOM 210 G COAST 309 BRAZIL	LB				273
	179984	122138	406082	274638	
	13440	8802	13440	8802	
	66000	24656	400686	148218	
	259424	155596	820208	431658	
COCOA PASTE NOT SWEETENED 100 U KINGDOM 309 BRAZIL	LB				274
	190008	24628	408016	52784	
	87963	27748	131945	38828	
	277971	52376	539961	91612	
COCOA PASTE SWEETENED 100 U KINGDOM 354 NETHRLNDS 400 U STATES	LB				275
	94760	26503	154380	42853	
	200	100	400	165	
	3000	1127	7052	2609	
	97960	27730	161832	45627	
COCOA OR CHOCOLATE POWDER 100 U KINGDOM 327 FRANCE 354 NETHRLNDS 375 SWEDEN 400 U STATES	LB				276
	75368	17131	342109	74942	
			33132	7156	
	15372	3971	61871	17165	
			73157	12658	
	13900	3895	21900	6229	
	104640	24997	532169	118150	
COCOA AND CHOCOLATE PREPS NOP 100 U KINGDOM 309 BRAZIL 354 NETHRLNDS 360 ISRAEL 400 U STATES	LB				277
	306636	70440	499690	109726	
			10979	1233	
			130	320	
	2116	939	2116	939	
			28810	4183	
	308752	71379	541725	116401	
CHICORY 306 BELGIUM 354 NETHRLNDS 400 U STATES	LB				282
	3128	292	3128	292	
			11200	1074	
	8034	2310	23508	7048	
	11162	2602	37836	8414	
COFFEE GREEN IMPORTED DIRECT 100 U KINGDOM 203 B E AFR 224 JAMAICA 225 TRINIDAD 307 BEL CONGO 309 BRAZIL 314 COLOMBIA 315 C RICA 320 OOM REP 321 ECUADOR 323 EL SALVO 325 ETHIOPIA	LB				283
	293783	168241	1601124	887547	
	304030	154381	1095218	479491	
	25872	11554	36426	16244	
	119000	43024	223500	78593	
	33069	7358	171099	53632	
	2365303	1041462	7249147	2907586	
	1261777	696766	4899423	2473825	
	26433	11010	78210	30674	
	40994	21631	107068	55061	
	19319	7175	181774	76342	
	66878	21866	185563	78491	
	3527	912	21084	11499	

IMPORTS INTO CANADA FOR CONSUMPTION

Articles and Countries from which Imported	MONTH OF MARCH 1950		THREE MONTHS ENDED MARCH 1950		Class Number
	Quantities	Values (\$)	Quantities	Values (\$)	
337 GUATEMALA	78561	35673	798048	322004	
338 HAITI	36562	15047	236960	95656	
352 MEXICO	170247	64310	571313	219468	
358 NICARAGUA	12041	4256	99287	33365	
383 HAWAII	5000	1658	25000	8314	
387 VENEZUELA	65337	38049	406591	206047	
	4927733	2344373	17986835	8033839	
COFFEE GREEN N O P	LB				284
400 U STATES	72	60	72	60	
	72	60	72	60	
COFFEE ROASTED NOT DIRECT	LB				285
100 U KINGDOM			147	74	
400 U STATES	56	36	175	107	
	56	36	322	181	
COFFEE AND SUBSTITUTES N O P	LB				286
100 U KINGDOM	560	275	560	275	
400 U STATES	25400	9117	115400	40941	
	25960	9392	115960	41216	
COFFEE EXTRACT OF N O P	LB				287
100 U KINGDOM	4588	1444	17856	5998	
400 U STATES	1387	2709	15159	37906	
	5975	4153	33015	43904	
CLOVES UNGROUND	LB				291
100 U KINGDOM			5091	959	
203 B E AFR	57400	9178	90300	14941	
333 MADAGASCR	720	139	720	139	
400 U STATES			375	72	
	58120	9317	96486	16111	
GINGER UNGROUND	LB				292
100 U KINGDOM	4609	2339	4609	2339	
224 JAMAICA	5540	1769	5540	1769	
231 HONG KONG	400	42	6800	881	
235 FIJI	986	50	986	50	
400 U STATES	543	127	1907	520	
	12078	4327	19842	5559	
MUSTARD GROUND	LB				293
100 U KINGDOM	28080	15099	71352	41061	
400 U STATES	11185	2534	19985	5061	
	39265	17633	91337	46122	
NUTMEGB AND MACE UNGROUND	LB				294
228 LEEWIND	27100	8480	73500	23690	
400 U STATES	1610	507	2607	852	
	28710	8987	76107	24542	
NUTMEGB AND MACE GROUND	LB				295
PEPPER UNGROUND	LB				296
100 U KINGDOM	9291	9876	9708	9988	
215 INDIA	192050	270592	456307	611044	
217 CEYLON	11200	17443	22400	31946	
218 MALAYA	1120	2668	6720	15556	
321 ECUADOR			8740	2994	
400 U STATES	27621	42468	41456	62880	
	241282	343047	545331	734408	
SPICES N O P UNGROUND	LB				297
100 U KINGDOM			952	340	
224 JAMAICA			22540	4616	
231 HONG KONG	59000	5282	61568	5663	
313 CHINA	11245	611	22445	1376	
352 MEXICO	4050	2036	4050	2036	
355 INDONESIA			6606	834	
400 U STATES	2722	1084	106251	27712	
	77017	9013	224412	42577	
GINGER AND SPICES MOP GROUND	LB				298
100 U KINGDOM	936	949	2158	1499	
215 INDIA	432	150	432	150	
231 HONG KONG			30	22	
312 CHILE	2750	608	2750	608	
372 SPAIN			56320	20064	
400 U STATES	10344	5300	43981	15751	
	14462	7007	105671	38094	
TONQUIN BEANS CRUDE	LB				299
VANILLA BEANS CRUDE	LB				300
100 U KINGDOM	500	1224	500	1224	
331 FR OCEANA			2845	5341	
333 MADAGASCR	1026	3207	1026	3207	
352 MEXICO	500	2790	1021	5870	
400 U STATES	3978	18581	11304	41477	
	6004	25802	16696	57119	
BEEDS AROMATIC CRUDE UNGROUND	LB				301
100 U KINGDOM	2310	232	2360	245	
215 INDIA			560	1170	
337 GUATEMALA	355	1255	355	1255	
352 MEXICO	227	51	227	51	
353 MOROCCO	30750	2967	30750	2967	
354 NETHRLNDS	1650	227	4840	637	
400 U STATES	57317	3813	60378	4620	
	92609	8545	99470	10945	
TEA CEYLON BLACK OIRECT	LB				321
100 U KINGDOM			3125	1615	
217 CEYLON	949989	575315	3698934	2276353	
	949989	575315	3702059	2278168	
TEA CEYLON BLACK N O P	LB				322
400 U STATES			1026	949	
			1026	949	

IMPORTS INTO CANADA FOR CONSUMPTION

Articles and Countries from which Imported	MONTH OF MARCH 1950		THREE MONTHS ENDED MARCH 1950		Class Number
	Quantities	Values (\$)	Quantities	Values (\$)	
TEA CEYLON GREEN DIRECT	LB				323
TEA CEYLON GREEN N O P	LB				324
TEA CHINA BLACK DIRECT	LB				325
100 U KINGDOM	9294	3102	13913	4566	
231 HONG KONG	2811	1939	11911	7547	
313 CHINA	3640	825	61229	17729	
	15745	5866	87053	29842	
TEA CHINA BLACK N O P	LB				326
400 U STATES	510	208	684	686	
	510	208	684	686	
TEA CHINA GREEN DIRECT	LB				327
231 HONG KONG	728	547	1206	932	
	728	547	1206	932	
TEA CHINA GREEN N O P	LB				328
TEA INDIA BLACK DIRECT	LB				329
100 U KINGDOM	366	428	23010	9335	
215 INDIA	1302823	668723	7477610	3795776	
	1303189	669151	7500620	3805111	
TEA INDIA BLACK N O P	LB				330
400 U STATES	499	338	859	606	
	499	338	859	606	
TEA INDIA GREEN DIRECT	LB				331
TEA INDIA GREEN N O P	LB				332
TEA JAPAN GREEN DIRECT	LB				333
347 JAPAN	44385	18623	127835	53266	
	44385	18623	127835	53266	
TEA JAPAN GREEN N O P	LB				334
400 U STATES			300	139	
			300	139	
TEA OTHER BLACK DIRECT	LB				335
100 U KINGDOM	17500	14407	81971	46720	
203 B E AFR	615641	280104	1009687	461084	
216 PAKISTAN	83457	38018	225366	102586	
217 CEYLON	10350	5305	33914	18735	
218 MALAYA			54660	23127	
355 INDONESIA			153416	79654	
	726948	337834	1559014	731906	
TEA OTHER BLACK N O P	LB				336
400 U STATES			378	603	
			378	603	
TEA OTHER GREEN DIRECT	LB				337
TEA OTHER GREEN N O P	LB				338
EMPIRE TEA DUBT FOR CAFFEINE	LB				339
VINEGAR	GAL				341
100 U KINGDOM	45	98	69	157	
231 HONG KONG			35	25	
327 FRANCE			79	81	
400 U STATES	23	63	23	63	
	68	161	206	326	
YEAST IN CAKES AND PACKAGES	LB				352
400 U STATES	492	508	839	806	
	492	508	839	806	
YEAST IN BULK	LB				353
400 U STATES	21893	2710	42355	5600	
	21893	2710	42355	5600	
HOPS	LB				362
100 U KINGDOM	1713	1336	7846	6451	
317 CZECHO S			16266	23950	
335 GERMANY			64173	86248	
388 YUGO SLAV	16935	21719	16935	21719	
400 U STATES	149973	108653	532455	427045	
	168621	131708	637675	565413	
LIQUORICE UNSWEETENED	LB				364
400 U STATES	57200	12804	203788	39089	
	57200	12804	203788	39089	
MALT SYRUP AND EXTRACTS	LB				365
100 U KINGDOM	720	140	20496	4668	
400 U STATES	96595	21412	283280	63079	
	97315	21552	303776	67747	
ESSENCES EXTRACTS N O P	GAL				367
100 U KINGDOM	2	42	126	1534	
400 U STATES	10	251	69	1645	
	12	293	195	3179	
FOODSTUFFS TAR 18A 19 140A 206					369
400 U STATES		64		3782	
		64		3782	
VEGETABLE FOOD PRODUCTS N O P					390
100 U KINGDOM		20121		33554	
231 HONG KONG		3360		8531	
327 FRANCE		11569		11569	
400 U STATES		32858		89688	
		67908		143342	

IMPORTS INTO CANADA FOR CONSUMPTION

Articles and Countries from which Imported	MONTH OF MARCH 1950		THREE MONTHS ENDED MARCH 1950		Class Number
	Quantities	Values (\$)	Quantities	Values (\$)	
GROUP 1					
AGRICULTURAL PRODUCTS					
B OTHER THAN FOOD					
ALE BEER PORTER AND STOUT	GAL				1501
100 U KINGDOM	7522	12301	18398	31885	
354 NETHRLNDS	500	450	500	450	
	8022	12751	18898	32335	
BRANDY	P GAL				1511
100 U KINGDOM	14	190	14	190	
207 UN SO AFR	7442	20960	19708	58819	
232 MALTA	119	572	119	572	
234 AUSTRALIA	4600	10810	10048	24193	
327 FRANCE	3072	32813	7995	94870	
366 PORTUGAL	1076	5411	3628	15748	
372 SPAIN	35	307	151	1490	
	16358	71063	41663	195882	
CORDIALS AND LIQUEURS N O P	P GAL				1512
100 U KINGDOM	1040	10692	3432	45868	
225 TRINIDAD	24	442	393	7027	
231 HONG KONG			48	1010	
234 AUSTRALIA	95	813	285	2439	
318 DENMARK	56	969	449	7218	
327 FRANCE	1106	14890	4100	49545	
344 ITALY	7	68	14	136	
354 NETHRLNDS	275	3905	1360	17802	
357 NETH AMT			34	921	
359 NORWAY	38	225	216	1339	
384 P RICO			132	971	
400 U STATES	37	630	108	1857	
	2678	32634	10571	136133	
GIN	P GAL				1513
100 U KINGDOM	4131	19849	11748	56712	
354 NETHRLNDS	495	2178	831	3760	
	4626	22027	12579	60472	
RUM	P GAL				1514
100 U KINGDOM	8420	84594	38136	622096	
221 B GUIANA	24112	26005	85534	115900	
223 BARBADOS	4046	12313	12061	39677	
224 JAMAICA	4979	30333	45748	173958	
225 TRINIDAD	1040	4957	6987	35703	
227 BAHAMAS			363	3429	
234 AUSTRALIA			763	1505	
316 CURA	1424	4122	2622	9131	
318 DENMARK			39	239	
327 FRANCE			81	647	
382 VIRGIN IS	1879	2034	4905	5809	
384 P RICO	1521	11560	3684	28504	
	47421	175918	200923	1036598	
WHISKY	P GAL				1515
100 U KINGDOM	47075	397198	159699	1303707	
201 IRELAND	413	4644	442	4931	
400 U STATES	21542	168340	57589	445285	
	69030	570182	217730	1753923	
ABSINTHE ALCOHOLIC LIQUORS N O P	P GAL				1516
100 U KINGDOM			3	30	
327 FRANCE	20	159	41	329	
	20	159	44	359	
WINES NON SPARKLING	GAL				1530
100 U KINGDOM	934	9496	4114	47883	
207 UN SO AFR	32577	52556	50308	85135	
234 AUSTRALIA	11312	19898	40822	71847	
312 CHILE	360	288	1752	1461	
327 FRANCE	4009	11552	14385	45229	
328 FR AFRICA	276	348	2822	4153	
335 GERMANY			110	783	
336 GREECE			380	442	
344 ITALY	1799	6558	8251	30527	
360 ISRAEL	980	5011	1234	6339	
366 PORTUGAL	6206	10866	28519	59221	
372 SPAIN	2724	12404	11057	59886	
376 SWITZRLND	96	457	200	929	
400 U STATES	1332	2513	5288	8262	
	62605	131947	169242	422096	
WINES SPARKLING	GAL				1560
207 UN SO AFR	1171	1546	1171	1546	
234 AUSTRALIA	10	47	84	503	
304 ARGENTINA	50	393	50	393	
306 BELGIUM	90	1014	172	1941	
327 FRANCE	414	5070	2614	31671	
344 ITALY	4	49	92	529	
	1739	8119	4183	36583	
GUMS AMBER AND ARABIC	LB				1571
100 U KINGDOM	1560	375	1560	375	
214 A E SUDAN	11023	1102	55866	4324	
400 U STATES	18363	3756	43477	9100	
	30946	5233	100903	13799	
GUMS AUSTL COPAL DAMAR ETC	CWT				1572
100 U KINGDOM			2260	23786	
218 MALAYA			348	2294	
236 NEW ZEAL			5972	36560	
400 U STATES	60	2086	1596	28410	
	60	2086	10176	91050	

IMPORTS INTO CANADA FOR CONSUMPTION

Articles and Countries from which Imported	MONTH OF MARCH 1950		THREE MONTHS ENDED MARCH 1950		Class Number
	Quantities	Values (\$)	Quantities	Values (\$)	
GUMS SARBERRY ELEMI GEODA ETC	CWT				1573
100 U KINGDOM	27	2073	47	2555	
327 FRANCE			27	1247	
342 IRAN	22	1404	22	1404	
376 SWITZRLND			13	449	
400 U STATES	230	10097	720	36688	
	279	13574	829	42343	
BURGUNDY PITCH	LB				1575
400 U STATES	7425	1153	14518	2263	
	7425	1153	14518	2263	
CHICLE OR SAPPATO GUM CRUDE	LB				1576
400 U STATES	176857	91397	297531	150614	
	176857	91397	297531	150614	
DRAGONS BLOOD	LB				1578
100 U KINGDOM			112	61	
400 U STATES	45	141	97	249	
	45	141	209	310	
LAC CRUDE SEED STICK AND SHELL	CWT				1579
100 U KINGDOM			199	9691	
215 INDIA	33	1485	2520	101020	
371 SIAM			1346	70624	
400 U STATES	1449	85193	2882	161330	
	1482	86678	6947	342665	
RESIN OR ROBIN	CWT				1580
100 U KINGDOM	15	59	18	90	
400 U STATES	24931	156177	61727	393507	
	24946	156236	61745	393597	
ROBIN SIZING	CWT				1581
400 U STATES	7766	55638	19936	150841	
	7766	55638	19936	150841	
WAX SEALING					1582
100 U KINGDOM		193		328	
400 U STATES		1312		3746	
		1505		4074	
GUMS AND BLENS M O P	LB				1583
400 U STATES	93742	40140	229499	100539	
	93742	40140	229499	100539	
TALL OIL AND TALL OIL PITCH	CWT				1584
400 U STATES	3492	13057	8519	30879	
	3492	13057	8519	30879	
COTTON SEED CAKE AND MEAL	CWT				1591
LINSEED OIL CAKE AND MEAL	CWT				1592
PALM NUT CAKE AND MEAL	CWT				1593
SOYA BEAN OIL CAKE AND MEAL	CWT				1594
400 U STATES	23602	78991	92239	327588	
	23602	78991	92239	327588	
SOYA BEAN FLOUR	CWT				1595
400 U STATES	3362	34849	6304	71575	
	3362	34849	6304	71575	
CASTOR OIL NOT EOBLE	CWT				1601
100 U KINGDOM			154	2487	
215 INDIA			336	5304	
309 BRAZIL	2448	40430	9020	137438	
362 PARAGUAY			357	5525	
400 U STATES	1434	36448	3242	81677	
	3882	76878	13109	232431	
CHINAWOOD OIL NOT EOBLE	CWT				1602
304 ARGENTINA	610	17951	610	17951	
400 U STATES	4498	130798	9703	278791	
	5108	148749	10313	296742	
COCONUT OIL NOT EOBLE	CWT				1603
100 U KINGDOM	17270	262082	33261	508760	
217 CEYLON			9156	144251	
400 U STATES			4267	56679	
	17270	262082	46684	709690	
COTTON SEED OIL	CWT				1605
400 U STATES	109791	1446579	276204	3397628	
	109791	1446579	276204	3397628	
ESSENTIAL OIL M O P	LB				1606
100 U KINGDOM	3731	7973	38214	30578	
215 INDIA			1120	2599	
217 CEYLON	3000	2889	5240	4826	
224 JAMAICA			980	5763	
228 LEEW WIND			630	4036	
309 BRAZIL	200	696	350	1177	
327 FRANCE	4000	6553	6539	17505	
337 GUATEMALA			400	884	
344 ITALY	100	485	100	485	
376 SWITZRLND	81	1651	152	3636	
400 U STATES	56566	199738	162541	497845	
	67678	219985	216266	569334	
EUCALYPTUS OIL	LB				1607
400 U STATES	1799	1163	2044	1402	
	1799	1163	2044	1402	
FLAXSEED OR LINSEED OIL	CWT				1608
400 U STATES	141	4361	212	6420	
	141	4361	212	6420	
FOOTS OF COTTON SEED OR OLIVES	CWT				1609
400 U STATES	239	3025	913	10328	
	239	3025	913	10328	
OLIVE OIL FOR MANUFACTURING	CWT				1610
327 FRANCE			507	10841	

Articles and Countries from which Imported	MONTH OF MARCH 1950		THREE MONTHS ENDED MARCH 1950		Class Number
	Quantities	Values (\$)	Quantities	Values (\$)	
328 FR AFRICA			507	11158	
PALM AND PALM KERNEL OIL			1014	21999	
100 U KINGDOM	CWT				1611
307 BEL CONGO	4503	69814	6741	104472	
400 U STATES	12080	107109	12080	107109	
	597	7065	5982	64956	
	17180	183988	24803	276537	
PEANUT OIL	CWT				1613
400 U STATES	600	9531	9107	111726	
	600	9531	9107	111726	
PEPPERMINT OIL	LB				1614
234 AUSTRALIA	400	494	400	494	
400 U STATES	3172	21776	9659	63139	
	3572	22270	10059	63633	
PERILLA OIL	CWT				1615
RESIN OIL	CWT				1617
304 ARGENTINA			592	17347	
400 U STATES	472	3310	1232	8644	
	472	3310	1824	25991	
SESAME SEED OIL	CWT				1618
231 HONG KONG	3	96	12	418	
400 U STATES			7	186	
	3	96	19	604	
SOYA BEAN OIL FOR MANUFACTURE	CWT				1619
400 U STATES	3089	42711	7193	98028	
	3089	42711	7193	98028	
VEGETABLE OIL N O P NOT EDIBLE	CWT				1620
100 U KINGDOM	20	612	20	612	
400 U STATES	19038	324665	28874	479538	
	19058	325277	28894	480150	
RAPE SEED OIL	CWT				1621
CASHEW NUT SHELL OIL	CWT				1622
BITICICA OIL	CWT				1623
309 BRAZIL	60	1543	103	2695	
400 U STATES			27	713	
	60	1543	130	3408	
SUNFLOWER SEED OIL	CWT				1624
VEGETABLE OILS FOR TEXTILES	CWT				1625
100 U KINGDOM			4	49	
400 U STATES	1271	36308	2770	76358	
	1271	36308	2774	76407	
LEMON OIL AND ORANGE OIL	LB				1626
100 U KINGDOM			529	1018	
309 BRAZIL			352	610	
344 ITALY	2900	8194	8880	24684	
376 SWITZRLND	33	1475	33	1475	
400 U STATES	7879	21952	22235	61445	
	10812	31621	32029	89232	
SPEARMINT OIL	LB				1627
400 U STATES	3416	14619	8433	36572	
	3416	14619	8433	36572	
ROSE BUSHES NOP	NO				1646
100 U KINGDOM	2178	808	2178	808	
306 BELGIUM	4175	747	4175	747	
354 NETHRLNDS	55226	12677	122895	29384	
400 U STATES	48783	14538	128046	47056	
	110362	28770	257294	77995	
BUSHES ROOTS AND VINES N O P	NO				1647
327 FRANCE	32713	1437	32713	1437	
354 NETHRLNDS	600	70	5387	772	
400 U STATES	57418	1485	113418	3844	
	90731	2992	151518	6053	
APPLE TREES N O P	NO				1651
306 BELGIUM	270	119	270	119	
327 FRANCE	2400	439	2400	439	
354 NETHRLNDS	50	45	50	45	
400 U STATES	6665	4252	8430	4586	
	9385	4855	11150	5189	
PEACH TREES AND JUNE BUDS NOP	NO				1653
400 U STATES	7840	3285	7840	3285	
	7840	3285	7840	3285	
FRUIT TREES N D P	NO				1657
327 FRANCE	850	99	850	99	
354 NETHRLNDS	337	250	837	293	
400 U STATES	27975	15203	34909	18940	
	29162	15552	36596	19332	
AZALEAS RHODODENDRONS ETC					1662
100 U KINGDOM		354		2348	
220 BERMUDA				859	
231 HONG KONG				88	
306 BELGIUM		475		23695	
335 GERMANY				995	
347 JAPAN		645		2454	
354 NETHRLNDS		7678		17864	
400 U STATES		16511		31684	
		25663		79987	
PALMS FERMS FICUS CANNAS ETC					1663
100 U KINGDOM		189		189	
354 NETHRLNDS		390		2816	
400 U STATES		1274		2441	
		1853		5446	

IMPORTS INTO CANADA FOR CONSUMPTION

Articles and Countries from which Imported	MONTH OF MARCH 1950		THREE MONTHS ENDED MARCH 1950		Class Number
	Quantities	Values (\$)	Quantities	Values (\$)	
TULIP BULBS					1664
GLADIOLI BULBS					1665
354 NETHRLNDS		2245		3459	
400 U STATES		3139		3253	
		5384		6712	
FLOWERB AND FOLIAGE CUT					1666
400 U STATES		208		429	
		208		429	
TREES SEEOLING STOCK					1668
100 U KINGDOM				170	
327 FRANCE				430	
354 NETHRLNDS		1630		3097	
400 U STATES		29674		30473	
		31304		34170	
FLORIBT OR NURSERY BTOCK N O P					1669
100 U KINGDOM				781	
306 BELGIUM		841		841	
327 FRANCE		15		95	
354 NETHRLNDS		66721		100538	
400 U STATES		26276		50514	
		93853		152769	
LATEX	LB				1680
100 U KINGDOM			28595	6898	
217 CEYLON			29436	7067	
218 MALAYA			63415	15247	
355 INDOONESIA			22015	5962	
400 U STATES	538896	146528	1612755	414320	
	538896	146528	1756216	449494	
BALATA CRUDE	LB				1681
100 U KINGDOM			300	533	
309 BRAZIL			4684	1790	
400 U STATES			765	2414	
			5749	4737	
GUTTA PERCHA UNMANUFACTURED	LB				1682
RUBBER CRUDE CAOUTCHOUC	LB				1683
100 U KINGDOM	115084	22983	148835	32821	
217 CEYLON	615465	133584	3566701	681182	
218 MALAYA	6651959	1174006	22543029	3688132	
352 MEXICO			800	126	
400 U STATES	629869	153622	1149513	279570	
	8012377	1484195	27408878	4601831	
COMB BLANKS OF HARD RUBBER					1684
400 U STATES		2563		4847	
		2563		4847	
RUBBER POWDERED WABTE OR JUNK	CWT				1687
400 U STATES	2354	7041	6804	27933	
	2354	7041	6804	27933	
RUBBER RECOVERED	CWT				1688
100 U KINGDOM			406	2637	
400 U STATES	16662	143770	49332	415648	
	16662	143770	49738	418285	
RUBBER SUBSTITUTE OR SYNTHETIC	CWT				1689
400 U STATES	3985	134738	9746	320443	
	3985	134738	9746	320443	
RUBBER THREAD NOT COVERED	LB				1690
100 U KINGDOM	9961	7967	25559	20544	
400 U STATES	8958	15825	17255	27348	
	18919	23792	42814	47892	
HARD RUBBER STRIP SHEET ROD	LB				1691
100 U KINGDOM	7278	2486	56465	18029	
335 GERMANY			299	119	
400 U STATES	838	896	1103	1652	
	8116	3382	57867	19800	
BATHING SHOES RUBBER	PAIR				1700
400 U STATES			12	10	
			12	10	
BELTING RUBBER					1701
100 U KINGDOM		3761		7709	
400 U STATES		20449		47288	
		24210		54997	
CANVAS SHOES RUBBER SOLES	PAIR				1702
100 U KINGDOM	56	82	56	82	
347 JAPAN	650	575	650	575	
400 U STATES	24	48	172	504	
	730	705	878	1161	
BOOTS AND SHOES RUBBER N O P	PAIR				1703
100 U KINGDOM	1243	2035	1268	2078	
317 CZECHO S			9341	4477	
400 U STATES	6554	5942	7399	8240	
	7797	7977	18008	14795	
CEMENT RUBBER					1704
100 U KINGDOM		250		831	
400 U STATES		63479		185664	
		63729		186495	
CLOTHING RUBBER N O P					1705
100 U KINGDOM		921		4239	
400 U STATES		1165		3953	
		2086		8192	
GLOVES RUBBER	DZ PR				1706
100 U KINGDOM	142	1476	432	2483	
335 GERMANY	767	1220	767	1220	
400 U STATES	881	3481	3907	17077	
	1790	6177	5106	20780	

Articles and Countries from which Imported	MONTH OF MARCH 1950		THREE MONTHS ENDED MARCH 1950		Class Number
	Quantities	Values (\$)	Quantities	Values (\$)	
GOLF BALLS					
100 U KINGDOM	DOZ 6430	14427	14594	37306	1707
400 U STATES	192	380	219	433	
	6622	14807	14813	37739	
HEELS RUBBER					
400 U STATES	PAIR 16076	2286	97420	8215	1708
	16076	2286	97420	8215	
HOSE RUBBER OR RUBBER LINED					
100 U KINGDOM		664		2041	1709
400 U STATES		78897		209223	
		79561		211334	
WATER BOTTLES RUBBER					
100 U KINGDOM		78		234	1710
400 U STATES		4007		10003	
		4085		10237	
MATERIALS FOR SEALING COMPOUND					
400 U STATES		3549		12672	1711
		3549		12672	
MATS AND MATTING RUBBER					
100 U KINGDOM		115		661	1712
400 U STATES		34040		104636	
		34155		105297	
PACKING RUBBER					
100 U KINGDOM		548		2082	1713
400 U STATES		18872		56082	
		19420		58164	
RAINCOATS RUBBER					
100 U KINGDOM	NO 30	368	58	778	1714
400 U STATES	604	1787	845	2469	
	634	2155	903	3247	
TIRE CASINGS FOR BICYCLES					
100 U KINGDOM	NO 6761	3807	17057	10627	1715
344 ITALY	550	890	550	890	
400 U STATES	810	1415	3727	4504	
	8121	6112	21334	16021	
TIRE CASINGS N O P					
100 U KINGDOM	NO 100	1065	196	1739	1716
327 FRANCE	195	11046	296	15218	
400 U STATES	856	50289	2335	108076	
	1151	62400	2827	125033	
TIRES INNER TUBES N O P					
100 U KINGDOM	NO 329	188	329	188	1717
400 U STATES	452	4742	1369	8425	
	781	4930	1698	8613	
TIRES SOLID AUTOMOBILE					
400 U STATES			43	1034	1718
			43	1034	
TIRES SOLID RUBBER N O P					
100 U KINGDOM		1237		4623	1719
400 U STATES		6781		17028	
		8018		21651	
MANUFACTURES OF RUBBER N O P					
100 U KINGDOM		36894		80036	1720
218 MALAYA				9538	
305 AUSTRIA				838	
317 CZECHO S				261	
335 GERMANY		544		1826	
344 ITALY				91	
347 JAPAN		1486		2175	
400 U STATES		431556		1308802	
		470480		1403567	
TIRES INNER TUBES BICYCLE					
100 U KINGDOM	NO 3145	1007	9578	2962	1721
354 NETHRLNOS	550	204	550	204	
400 U STATES			24	18	
	3695	1211	10152	3184	
GASKETS AND WASHERS RUBBER					
100 U KINGDOM		97		410	1722
400 U STATES		45321		107590	
		45418		108000	
DRUGGISTS SUNDRIES RUBBER					
100 U KINGDOM		942		3295	1723
400 U STATES		59063		146488	
		60005		149783	
TIRE REPAIR MATERIAL OF RUBBER					
100 U KINGDOM				36	1724
400 U STATES		8769		25519	
		8769		25555	
NURSING NIPPLES RUBBER					
100 U KINGDOM	GROSS 423	1346	473	1624	1725
400 U STATES	1067	9695	4962	22464	
	1490	11041	5435	24088	
FLOORING AND TILE OF RUBBER					
100 U KINGDOM	SQ YD		8471	17136	1726
400 U STATES	23529	58037	88872	228337	
	23529	58037	97343	245473	
V BELTS CHIEFLY OF RUBBER					
100 U KINGDOM		1292		2404	1727
400 U STATES		51730		172009	
		53022		174413	
ANNATTO SEED					
224 JAMAICA	LB 4480	793	4480	793	1741
	4480	793	4480	793	
SUGAR BEET SEED					
365 POLAND	LB		992	174	1744

IMPORTS INTO CANADA FOR CONSUMPTION

Articles and Countries from which Imported	MONTH OF MARCH 1950		THREE MONTHS ENDED MARCH 1950		Class Number
	Quantities	Values (\$)	Quantities	Values (\$)	
400 U STATES	51370	11495	305691	55459	
SEEDS FOR BLENDING	51370	11495	306683	55633	
100 U KINGDOM	LB		6720	1038	1746
215 INDIA			14420	2487	
353 MOROCCO			44628	2863	
400 U STATES	471542	21929	945762	36167	
COTTON SEED	471542	21929	1011530	42555	1747
CLOVER SEED	CWT				
100 U KINGDOM	LB				1750
236 NEW ZEAL	999258	352108	2770097	995526	
317 CZECHOSLOVAKIA	6919	3073	21564	13890	
318 DENMARK			2205	1159	
335 GERMANY	11023	6520	27263	19109	
400 U STATES	9750	5531	44945	18396	
	23655	16575	130074	93100	
FLAX SEED	1050605	383807	2996148	1141180	
400 U STATES	BUSH		3	27	1751
BENT GRASS SEED			3	27	
236 NEW ZEAL	LB				1753
400 U STATES	336	197	10696	7895	
	3106	3259	10566	9576	
	3442	3456	21262	17471	
GRASS SEED TIMOTHY	LB				1754
326 FINLAND	252517	65411	519049	147058	
375 SWEDEN	88192	25348	154330	43946	
400 U STATES	495943	149661	974746	275665	
	836652	240420	1648125	466662	
GRASS SEED NO P	LB				1755
100 U KINGDOM			300	48	
236 NEW ZEAL	28420	12662	58656	21825	
318 DENMARK			146589	48144	
400 U STATES	475748	90814	1099354	324047	
	504168	103476	1304899	394064	
MILLET AND RAPE SEED	LB				1756
100 U KINGDOM	2000	247	25371	2945	
234 AUSTRALIA	20291	739	80291	739	
400 U STATES	3149	234	122757	7794	
	25440	1220	168419	11478	
MUSHROOM SPAWN					1757
400 U STATES		3911		14615	
		3911		14615	
PEAS AND BEANS SEED U KINGDOM	LB				1758
SEED POTATOES	CWT				1759
400 U STATES	1850	6509	1850	6509	
	1850	6509	1850	6509	
SEEDS 5 DOLLARS OR OVER PER LB					1762
100 U KINGDOM		59		179	
347 JAPAN		54		580	
354 NETHERLANDS		726		2810	
400 U STATES		1868		16487	
		2707		20056	
GARDEN FIELD ROOT SEEDS NO P					1766
100 U KINGDOM		761		3881	
231 HONG KONG		141		4239	
312 CHILE				512	
318 DENMARK		3180		4934	
327 FRANCE		375		375	
344 ITALY		2449		2575	
347 JAPAN		249		301	
353 MOROCCO		1397		1397	
354 NETHERLANDS		5661		18064	
358 NICARAGUA		9914		11848	
377 SYRIA				913	
400 U STATES		70177		266741	
		94304		315780	
TOBACCO TURKISH UNSTEMMED	LB				1776
100 U KINGDOM			100	215	
204 RHODES	4019	2142	9493	5063	
206 N RHODES	8765	4747	31446	16993	
336 GREECE	2582	3045	8832	10467	
379 TURKEY	6640	6494	23057	22269	
400 U STATES	2519	2387	9371	9333	
	24525	18815	82299	64340	
TOBACCO TURKISH STEMMED	LB				1777
TOBACCO FLUE CURED UNSTEMMED	LB				1778
400 U STATES	7304	3396	14497	7831	
	7304	3396	14497	7831	
CIGAR LEAF UNSTEMMED	LB				1779
316 CUBA	4999	12443	18036	38495	
335 GERMANY	254	816	254	816	
355 INDONESIA	747	3098	3460	16675	
400 U STATES	18831	63608	129330	492287	
	24831	79965	151080	555273	
TOBACCO NO P UNSTEMMED	LB				1780
377 SYRIA	9480	4334	22852	10231	
400 U STATES			973	734	
	9480	4334	23825	10965	
TOBACCO FLUE CURED STEMMED	LB				1781

IMPORTS INTO CANADA FOR CONSUMPTION

Articles and Countries from which Imported	MONTH OF MARCH 1950		THREE MONTHS ENDED MARCH 1950		Class Number
	Quantities	Values (\$)	Quantities	Values (\$)	
CIGAR LEAF STEMMED	LB				1782
316 CUBA	25613	41636	98951	153769	
400 U STATES	202	357	368	634	
	25815	41993	99319	154403	
TOBACCO N O P STEMMED	LB				1783
400 U STATES	349	388	1051	1168	
	349	388	1051	1168	
CIGARS	LB				1784
224 JAMAICA	54	389	54	389	
316 CUBA	379	4031	668	6967	
400 U STATES	1	14	63	447	
	434	4434	785	7803	
CIGARETTES	LB				1785
100 U KINGDOM	177	343	372	760	
400 U STATES	35696	58052	107669	173071	
	35873	58395	108041	173831	
SNUFF	LB				1786
100 U KINGDOM	265	900	693	2395	
	265	900	693	2395	
TOBACCO CUT	LB				1787
100 U KINGDOM	6349	11559	15344	28668	
231 HONG KONG	300	378	400	515	
354 NETHRLNDS			63	92	
400 U STATES	26609	34539	65304	85725	
	33258	46476	81111	115000	
TOBACCO MANUFACTURED N D P	LB				1788
100 U KINGDOM			125	197	
400 U STATES	3705	2131	9741	5736	
	3705	2131	9866	5933	
LOCUST BEANS LOCUST BEAN MEAL	LB				1811
400 U STATES	3745	1159	12115	3004	
	3745	1159	12115	3004	
BRISTLES N O P	LB				1812
BROOM CORN					1813
344 ITALY		5694		10868	
400 U STATES		88299		197521	
		93993		208389	
CATTLE FOOD WITH MOLASSES					1815
400 U STATES				1220	
				1220	
DRUGS CRUDE BARKS FLOWERS					1816
100 U KINGDOM				54	
215 INDIA				6132	
224 JAMAICA		965		965	
231 HONG KONG		3254		10392	
306 BELGIUM		456		761	
314 COLOMBIA		35		234	
323 EL SALVO				1070	
327 FRANCE				72	
339 HONDURAS		1052		2176	
344 ITALY		164		164	
400 U STATES		16180		41431	
		22106		63451	
GLUE VEGETABLE	LB				1817
400 U STATES	1530	199	3685	772	
	1530	199	3685	772	
HAY AND STRAW	TON				1818
400 U STATES	193	3538	509	9395	
	193	3538	509	9395	
IVORY NUTS					1819
321 ECUADOR		2404		5000	
		2404		5000	
MUCILAGE AND ADHESIVE PASTE	LB				1824
100 U KINGDOM	945	259	1730	469	
400 U STATES	21398	4030	47816	10230	
	22343	4289	49546	10699	
PALM LEAF UNMANUFACTURED					1825
231 HONG KONG		35		35	
400 U STATES		14815		18859	
		14850		18894	
ROOTS MEDICINAL ALKANET JALAP					1827
100 U KINGDOM				139	
231 HONG KONG		240		670	
313 CHINA		25		25	
352 MEXICO		90		90	
400 U STATES		385		1129	
		740		2053	
STARCH AND PREPARATIONS N D P	LB				1828
231 HONG KONG	200	38	717	165	
400 U STATES	290139	18098	739365	46661	
	290339	18136	740082	46826	
STARCH POTATO POTATO FLOUR	LB				1829
354 NETHRLNDS	4409	223	15321	814	
400 U STATES	233911	13900	344211	21377	
	238320	14123	359532	22191	
STARCH FOR PASTE	LB				1830
TAR PINE CRUDE IN BULK	GAL				1832
100 U KINGDOM			2997	492	
400 U STATES	28246	13093	85504	33592	
	28246	13093	88501	34084	
TEASELS	LB				1833
400 U STATES		2443		2443	
		2443		2443	

IMPORTS INTO CANADA FOR CONSUMPTION

Articles and Countries from which Imported	MONTH OF MARCH 1950		THREE MONTHS ENDED MARCH 1950		Class Number
	Quantities	Values (\$)	Quantities	Values (\$)	
TURPENTINE RAW OR CRUDE 400 U STATES	LB 11032	604	108192	6970	1834
TURPENTINE SPIRITS OF 352 MEXICO 400 U STATES	GAL 11032	604	108192	6970	1835
VEGETABLE PRODUCTS N O P 100 U KINGDOM 231 HONG KONG 344 ITALY 347 JAPAN 400 U STATES		464 329 45 54 17943		1655 623 962 164 42676	1836
VEGETABLE COLOURING 100 U KINGDOM 400 U STATES		14 6949		1628 43588	1839
DEXTRINE STARCH MIXTURES N O P 100 U KINGDOM 354 NETHRLNDS 400 U STATES	LB 58240	4854	80780	7583	1840
DEXTRINE STARCH NOT A PASTE 400 U STATES		1850	94446	5858	
	46411	5413	354852	29621	
	133311	12117	530078	43062	
DISTILLERS SOLUBLES 400 U STATES			10100	1034	1841
			10100	1034	
VEGETABLE FLOUR N O P NOT EDIBLE 218 MALAYA 231 HONG KONG 309 BRAZIL 400 U STATES		549 3647 18606		549 140 12637 49981	1842
NON FOODS TAR 68A 206 662 809 400 U STATES		22802		63307	1843
VEGETABLE FLAVOURINGS 100 U KINGDOM 327 FRANCE 344 ITALY 400 U STATES		750		1410	1844
		750		1410	
SIZING PREPARATIONS N O P 400 U STATES	LB 123181	1017		1017	1845
		16273		693	
		805		1731	
		16273		55451	
		18095		58892	
	123181	14196	228173	25983	1846
	123181	14196	228173	25983	

IMPORTS INTO CANADA FOR CONSUMPTION

Articles and Countries from which Imported	MONTH OF MARCH 1950		THREE MONTHS ENDED MARCH 1950		Class Number
	Quantities	Values (\$)	Quantities	Values (\$)	
GROUP 2					
ANIMALS AND ANIMAL PRODUCTS					
CATTLE PURE BRED	NO				2012
100 U KINGDOM	11	3483	15	4392	
400 U STATES	20	34700	53	79251	
	31	38183	68	83643	
BABY CHICKS	NO				2013
400 U STATES	350	350	660	693	
	350	350	660	693	
DOGS PURE BRED	NO				2014
100 U KINGDOM			11	622	
335 GERMANY	1	300	1	300	
400 U STATES	23	2777	57	6575	
	24	3077	69	7497	
FOWLS DOMESTIC PURE BRED	NO				2015
400 U STATES	1017	985	1128	1826	
	1017	985	1128	1826	
HORSES PURE BRED	NO				2018
100 U KINGDOM	9	15565	9	15565	
400 U STATES	5	5139	6	5736	
	14	20704	15	21301	
RABBITS PURE BRED	NO				2019
400 U STATES	6	62	10	112	
	6	62	10	112	
SHEEP PURE BRED	NO				2020
100 U KINGDOM			6	600	
400 U STATES			7	775	
			13	1375	
ANIMALS FOR IMP OF STOCK N O P	NO				2021
400 U STATES			4	1105	
			4	1105	
HORSES N O P	NO				2035
201 IRELAND			2	3088	
400 U STATES	49	28154	112	82331	
	49	28154	114	85419	
LIVESTOCK N O P	NO				2037
400 U STATES	1	221	19	2103	
	1	221	19	2103	
BEES					2041
400 U STATES		83		83	
		83		83	
FOXES	NO				2042
400 U STATES			1	50	
			1	50	
LEECHES					2043
400 U STATES		219		357	
		219		357	
PIGEONS HOMING AND PHEASANTS					2044
400 U STATES		580		1138	
		580		1138	
TURTLES					2045
400 U STATES		466		1198	
		466		1198	
ALL OTHER ANIMALS LIVING N O P					2046
100 U KINGDOM		35		378	
234 AUSTRALIA				163	
306 BELGIUM				196	
318 DENMARK				60	
354 NETHRLNDS		819		1199	
400 U STATES		6742		13175	
		7596		15171	
MINK	NO				2047
400 U STATES	204	15727	734	47786	
	204	15727	734	47786	
BONES CRUDE	CWT				2051
400 U STATES	18	215	43	919	
	18	215	43	919	
BONE DUST CHARRED BONE	CWT				2052
100 U KINGDOM	3160	3086	12021	13852	
400 U STATES	575	2367	4216	35178	
	3735	5453	16237	49030	
BONE PITCH CRUDE ONLY	CWT				2053
400 U STATES	426	3911	1061	7655	
	426	3911	1061	7655	
CHARCOAL ANIMAL FOR SUGAR	CWT				2054
100 U KINGDOM	4595	35297	7425	56979	
	4595	35297	7425	56979	
IVORY AND MANUFACTURES					2063
400 U STATES		697		1050	
		697		1050	
BUTTON BLANKS OF SHELL ROUGH					2071
313 CHINA		1628		7163	
347 JAPAN		608		2218	
400 U STATES		377		5515	
		2613		14896	
SHELLS UNMANUFACTURED FOSSILS					2073
100 U KINGDOM		19		19	
227 BAHAMAS		270		270	
234 AUSTRALIA				983	
400 U STATES		1739		7747	
		2028		9019	
SHELLS N O P CRUSHED OR GROUND	CWT				2074
400 U STATES	631	728	691	803	
	631	728	691	803	

IMPORTS INTO CANADA FOR CONSUMPTION

Articles and Countries from which Imported	MONTH OF MARCH 1950		THREE MONTHS ENDED MARCH 1950		Class Number
	Quantities	Values (\$)	Quantities	Values (\$)	
OYSTER SHELLS CRUSHED OR NOT 400 U STATES	CWT 73836	40784	179975	100812	2078
FEATHERS NATURAL	73836	40784	179975	100812	2081
100 U KINGDOM		26		639	
207 UN 80 AFR		3025		4599	
231 HONG KONG				7642	
304 ARGENTINA				201	
313 CHINA				2377	
317 CZECHO 8				17	
327 FRANCE				1163	
400 U STATES		8788		55565	
BADMINTON SHUTTLECOCKS BIRDS	GROSS	11839		72203	2083
100 U KINGDOM			15	486	
400 U STATES			9	199	
MANUFACTURED OF FEATHERS N O P			24	685	2084
100 U KINGDOM		1393		2615	
317 CZECHO 8				597	
327 FRANCE		11810		15200	
352 MEXICO				88	
400 U STATES		3473		7845	
FEATHERBONE COILS		16676		26345	2085
400 U STATES		2186		6192	
QUILLS NATURAL OR UNPLUMED		2186		6192	2086
100 U KINGDOM				2448	
207 UN 80 AFR		4190		6932	
400 U STATES		3695		15514	
COD HADDOCK POLLOCK FRESH		7885		24894	2091
341 ICELAND	LB		18162	454	
400 U STATES		8825	27308	3103	
HALIBUT FRESH		8825	45470	3557	2092
400 U STATES	LB	106292	18326	154670	26530
FISH LIVERS		106292	18326	154670	26530
400 U STATES	LB	48707	6792	105685	20862
HERRINGS FRESH		48707	6792	105685	20862
400 U STATES	LB	2500	230	3500	318
LIVE FISH AND EGGS PROPAGATING		2500	230	3500	318
400 U STATES					2095
LOBSTERS FRESH		603		5653	2096
400 U STATES	LB	125	95	26947	17964
MACKEREL FRESH		125	95	26947	17964
400 U STATES	LB				2097
OYSTERS SEED AND BREEDING					2098
OYSTERS IN THE SHELL	BRL	81	1047	167	2410
400 U STATES		81	1047	167	2410
OYSTERS SHELLLED IN BULK	GAL	10149	55077	33680	188995
400 U STATES		10149	55077	33680	188995
SALMON FRESH	LB			43	21
400 U STATES				43	21
SQUID FRESH					2102
231 HONG KONG		277		4161	
347 JAPAN		357		704	
400 U STATES		545		1406	
FISH ALL OTHER FRESH		1179		6271	2103
234 AUSTRALIA	LB		30800	4850	
347 JAPAN		29000	4780	29000	4780
359 NORWAY		108	50	50	
363 PERU			18679	2434	
400 U STATES		165368	27033	309634	47773
COD HADDOCK POLLOCK DRIED		194476	31863	388221	59887
400 U STATES	LB			108	50
COD HADDOCK POLLOCK SALTED				108	50
341 ICELAND	LB			5264	329
HALIBUT SALTED				5264	329
400 U STATES	LB				2114
HERRINGS SALTED	LB	20334	2704	50000	5757
100 U KINGDOM		200	20	200	20
334 ST PIERRE		101516	13287	321470	41343
354 NETHRLNDS		1929	197	63077	6540
359 NORWAY				12500	850
375 SWEDEN		12906	863	13166	951
400 U STATES		136885	17071	460413	55461
MACKEREL PICKLED	LB				2117
SALMON SALTED	LB				2118

IMPORTS INTO CANADA FOR CONSUMPTION

Articles and Countries from which Imported	MONTH OF MARCH 1950		THREE MONTHS ENDED MARCH 1950		Class Number
	Quantities	Values (\$)	Quantities	Values (\$)	
SALMON SMOKED	LB				2119
FISH DRIED N O P	LB				2120
231 HONG KONG	1310	763	3535	1919	
347 JAPAN	132	228	512	747	
400 U STATES	840	501	2166	1140	
	2282	1492	6213	3806	
FISH ALL OTHER SALTED	LB				2121
231 HONG KONG	2855	2043	16964	9536	
400 U STATES	7016	1078	8736	1526	
	9871	3121	25700	11062	
FISH OTHER SMOKED OR BONELESS	LB				2122
100 U KINGDOM	6622	1134	6682	1147	
354 NETHRLNDS			250	75	
400 U STATES	304	63	467	204	
	6926	1197	7399	1426	
CRAB CLAMS SHRIMPS CANNED	LB				2131
231 HONG KONG	150	40	150	40	
400 U STATES	59788	63230	92992	97518	
	59938	63270	93142	97558	
KIPPERED HERRINGS CANNED	LB				2132
100 U KINGDOM	10640	1721	16965	2604	
359 NORWAY			10000	2495	
	10640	1721	26965	5099	
LOBSTERS CANNED PREPARED N O P	LB				2133
207 UN 80 AFR			19800	17893	
400 U STATES	966	486	1658	871	
	966	486	21458	18764	
OYSTERS SHELLLED IN CANS	QUART				2136
400 U STATES	4267	9656	7805	14573	
	4267	9656	7805	14573	
OYSTERS PREPARED PRESERVED N O P	LB				2137
231 HONG KONG	565	562	2040	2389	
400 U STATES			380	211	
	565	562	2420	2600	
SALMON CANNED PREPARED N O P	LB				2138
400 U STATES			20	38	
			20	38	
PILCHARD CANNED	LB				2139
400 U STATES	34690	4760	584110	51234	
	34690	4760	584110	51234	
ANCHOVIES BARDINES CANNED	LB				2140
100 U KINGDOM	72	89	72	89	
318 DENMARK	3750	1666	3750	1666	
327 FRANCE	779	815	1249	1077	
353 MOROCCO			12424	4975	
359 NORWAY	40956	26492	122469	79560	
366 PORTUGAL	8216	5182	31333	20823	
372 SPAIN	2175	373	2175	373	
375 SWEDEN	4892	1539	6139	1941	
400 U STATES	8729	6963	8729	6963	
	69569	43119	188340	117467	
TUNA FISH CANNED	LB				2143
347 JAPAN	30300	11796	42263	16569	
	30300	11796	42263	16569	
FISH PRESERVED IN OIL N O P					2144
231 HONG KONG		1017		4327	
344 ITALY				239	
366 PORTUGAL		100		100	
400 U STATES				2074	
		1117		6740	
FISH PREPARED OR PRESERVED N O P					2145
100 U KINGDOM		479		1510	
231 HONG KONG		2046		5297	
327 FRANCE				470	
344 ITALY				656	
347 JAPAN		1333		1967	
352 MEXICO		1853		1853	
354 NETHRLNDS		93		267	
359 NORWAY		1361		2733	
375 SWEDEN		50		50	
400 U STATES		433		2273	
		7648		17076	
HERRINGS CANNED	LB				2146
100 U KINGDOM	4125	445	12735	2102	
359 NORWAY			1632	750	
375 SWEDEN	1332	787	1784	1069	
400 U STATES	300	143	1015	372	
	5757	1375	17166	4293	
FISH OFFAL OR REFUSE	CWT				2151
400 U STATES	473	877	1183	1780	
	473	877	1183	1780	
SPONGES OF MARINE PRODUCTION					2152
100 U KINGDOM		62		615	
316 CUBA		5392		8622	
328 FR AFRICA				442	
336 GREECE		911		1519	
379 TURKEY		810		810	
400 U STATES		2060		6137	
		9235		18145	
FISHERY PRODUCTS N O P					2153
100 U KINGDOM		80		80	
207 UN 80 AFR		875		875	
231 HONG KONG		1425		4439	
347 JAPAN		742		2680	

IMPORTS INTO CANADA FOR CONSUMPTION

Articles and Countries from which imported	MONTH OF MARCH 1950		THREE MONTHS ENDED MARCH 1950		Class Number
	Quantities	Values (\$)	Quantities	Values (\$)	
352 MEXICO		7663		7663	
359 NORWAY		131		131	
400 U STATES		37586		125717	
		48302		141585	
FISH MEAL					
400 U STATES	CWT				2154
	365	3415	369	3440	
	365	3415	369	3440	
FUR SKINS CHINA AND JAP MINK					
347 JAPAN	NO	6200	7200	12315	2155
400 U STATES		17379	42567	77854	
		23579	49767	90169	
FUR SKINS OPOSSUM UNDRESSED					
234 AUSTRALIA	NO		1000	1112	2156
400 U STATES			7745	2032	
			8745	3144	
FUR SKINS RACCOON UNDRESSED					
400 U STATES	NO				2157
		23626	75575	90582	
		23626	75575	90582	
FUR SKINS SHEEP LAMB UNDRESSED					
207 UN 80 AFR	NO		5000	6057	2158
304 ARGENTINA		20810	29065	48236	
309 BRAZIL			310	800	
386 URUGUAY			1551	3300	
400 U STATES		23691	78108	208426	
		44501	114234	266819	
FUR SKINS VISCACHA UNDRESSED					
	NO				2159
FUR SKINS WALLABY UNDRESSED					
	NO				2160
FUR SKINS MARINE UNDRESSED					
400 U STATES	NO				2161
		1399	1399	30918	
		1399	1399	30918	
FUR SKINS FOX UNDRESSED					
400 U STATES	NO				2162
		196	1298	13086	
		196	1298	13086	
FUR SKINS KOLINSKY UNDRESSED					
400 U STATES	NO				2163
		300	12795	59815	
		300	12795	59815	
FUR SKINS MINK UNDRESSED					
100 U KINGDOM	NO		746	10534	2164
381 ALASKA		64	64	1795	
400 U STATES		7686	41032	790513	
		7750	41842	802842	
FUR SKINS MUSKRAT UNDRESSED					
100 U KINGDOM	NO		1139	2172	2165
400 U STATES		291691	1129108	1922362	
		291691	1130247	1924534	
FUR SKINS PERSIAN LAMB UNDRESSED					
207 UN 80 AFR	NO	10775	10775	61525	2166
301 AFGHAN		1804	1804	16013	
400 U STATES		36089	266492	1582455	
		48668	279071	1659993	
FUR SKINS RABBIT UNDRESSED					
327 FRANCE	NO	3860	8060	3209	2167
347 JAPAN		20000	20000	5691	
400 U STATES		104059	188398	57968	
		127919	216458	66868	
FUR SKINS SQUIRREL UNDRESSED					
100 U KINGDOM	NO		2969	1417	2168
375 SWEDEN			15000	8887	
400 U STATES		139609	403272	278630	
		139609	421241	288934	
FUR SKINS UNDRESSED N O P					
100 U KINGDOM	NO	399	821	544	2169
313 CHINA		15200	8390	20400	
376 SWITZERLAND		2000	862	4000	
381 ALASKA				8	
400 U STATES		58139	127421	228535	
		75738	137494	253487	
ABRACHAN RUSSIAN HARE DRESSED					
					2171
RABBIT SKINS DRESSED N O P					
317 CZECHOSLOVAKIA	DOZ	1000	4920	2000	2172
327 FRANCE		200	2623	200	
400 U STATES		267	2424	768	
		1467	9967	2968	
FUR SKINS DRESSED N O P					
100 U KINGDOM			1909	4374	2173
317 CZECHOSLOVAKIA			693	693	
327 FRANCE				321	
400 U STATES			149318	165853	
			151920	171241	
HATTERS FURS NOT ON THE SKIN					
100 U KINGDOM	LB		6330	15645	2174
306 BELGIUM		13356	36879	86988	
327 FRANCE		2610	5173	38074	
400 U STATES		12581	37086	51597	
		28547	73629	119016	
FUR SKINS SHEEP DRESSED					
100 U KINGDOM			1358	1358	2175
400 U STATES			2889	14190	
			4247	15548	
MANUFACTURES OF FUR N O P					
100 U KINGDOM			37720	95346	2181
234 AUSTRALIA				2449	

IMPORTS INTO CANADA FOR CONSUMPTION

Articles and Countries from which Imported	MONTH OF MARCH 1950		THREE MONTHS ENDED MARCH 1950		Class Number
	Quantities	Values (\$)	Quantities	Values (\$)	
317 CZECHO S				4719	
327 FRANCE		2501		4005	
400 U STATES		46137		95408	
BRISTLES ANIMAL		86358		201927	
100 U KINGDOM	LB		278	981	2191
304 ARGENTINA		286 315	785	756	
400 U STATES		18132 42656	104040	372110	
HAIR UNMANUFACTURED		18418 42971	105103	373847	
100 U KINGDOM	L B		61	160	2192
215 INDIA		29332 3227	29332	3227	
304 ARGENTINA			9035	8897	
400 U STATES		231789 45768	493365	97819	
HORSE HAIR		261121 46995	531793	110103	
304 ARGENTINA	LB		17135	7563	2193
362 PARAGUAY		12124 5092	5712	4103	
400 U STATES		41869 56421	57761	79313	
HAIR CURLED DYED N O P		59705 65616	80608	90979	
100 U KINGDOM				709	2194
400 U STATES		438		1314	
MANUFACTURES OF HAIR N O P		149		2023	
100 U KINGDOM		587			2195
231 HONG KONG		1029		2180	
313 CHINA		2575		8105	
327 FRANCE				5636	
347 JAPAN				420	
376 SWITZRLND		1195		1195	
400 U STATES		56		56	
CALF SKINS AND KIPS RAW		4667		11341	
207 UN SO AFR	NO	9522		88933	2201
236 NEW ZEAL		500 1130	500	1130	
354 NETHRLNDS		21335 69267	61310	225827	
400 U STATES		6770 31851	1000	2112	
CATTLE HIDES RAW		28605 102248	116598	539944	
215 INDIA	NO		1650	5354	2202
236 NEW ZEAL			381	5314	
304 ARGENTINA		15400 187717	45900	509231	
309 BRAZIL			1011	7433	
318 DENMARK			200	3210	
344 ITALY			1000	22024	
400 U STATES		38847 516868	129277	1706100	
SHEEP SKINS RAW		54847 704585	179419	2258666	
100 U KINGDOM	NO		360	197	2203
207 UN SO AFR		360 197	6300	9061	
234 AUSTRALIA		2000 3042	20346	19588	
236 NEW ZEAL		12075 12432	43348	41307	
304 ARGENTINA		29982 29698	42623	72170	
309 BRAZIL		27602 43434	6396	13080	
386 URUGUAY		14480 33705	36656	76270	
400 U STATES		99090 164277	303627	483528	
OTHER HIDES AND SKINS RAW N O P		185589 286785	459656	715201	
236 NEW ZEAL	NO		2000	6924	2204
304 ARGENTINA		2000 6924	750	6439	
309 BRAZIL		5900 9527	5900	9527	
327 FRANCE			531	6630	
339 HONDURAS			400	502	
400 U STATES		6811 16438	27809	74608	
GOAT SKINS AND KID SKINS RAW		14711 32889	37390	104630	
100 U KINGDOM	NO		720	1389	2205
211 NIGERIA		9600 12201	9600	12201	
215 INDIA		12000 12116	22000	21590	
372 SPAIN		600 2867	600	2867	
400 U STATES		748 754	28128	26642	
HIDE SECTIONS OR BELLIES		22948 27938	61048	64689	
304 ARGENTINA	NO		360	495	2206
400 U STATES		32624 59582	84572	122958	
LEATHER DRESSED KID		32624 59582	84932	123453	
100 U KINGDOM		49263		161561	2210
327 FRANCE				1907	
335 GERMANY		830		830	
400 U STATES		83904		274635	
BELTING LEATHER IN BUTTS		133997		438933	
100 U KINGDOM		13323		23511	2211
400 U STATES		13195		30108	
LEATHER TANNED N O P		26518		53619	
100 U KINGDOM		28834		74026	2213
215 INDIA				44315	
400 U STATES		38416		92420	
LEATHER DRESSED N O P		67250		210761	
100 U KINGDOM		114441		380677	2215
234 AUSTRALIA		2873		3333	

IMPORTS INTO CANADA FOR CONSUMPTION

Articles and Countries from which Imported	MONTH OF MARCH 1950		THREE MONTHS ENDED MARCH 1950		Class Number
	Quantities	Values (\$)	Quantities	Values (\$)	
318 DENMARK		269		525	
327 FRANCE		1359		3040	
352 MEXICO		1037		1037	
354 NETHRLMDS		120		712	
375 SWEDEN		60		60	
400 U STATES		82272		241262	
		202431		630646	
CHAMOIS SKIN					2216
100 U KINGDOM		22563		63389	
234 AUSTRALIA		243		4499	
327 FRANCE		370		370	
400 U STATES		1115		5923	
		24291		74161	
PATENT AND UPHOLSTERY LEATHER					2217
100 U KINGDOM		1233		1233	
400 U STATES		1002		1795	
		2235		3028	
SOLE LEATHER					2218
100 U KINGDOM	LB 70215	21313	121422	37554	
400 U STATES			88	52	
	70215	21313	121510	37606	
SCRAP LEATHER					2219
400 U STATES		3782		14498	
		3782		14498	
PIG MOROCCO ROLLER LEATHERS					2220
100 U KINGDOM		45982		109163	
400 U STATES		2090		4928	
		48072		114091	
LEATHER FROM EAST INDIA KIP					2221
100 U KINGDOM		38335		142463	
		38335		142463	
LEATHER FOR GLOVES OR CLOTHING					2224
100 U KINGDOM		32172		72354	
327 FRANCE				849	
354 NETHRLMDS				62	
400 U STATES		56661		160776	
		88833		234041	
LEATHER FOR UPHOLSTERY LEATHER					2225
100 U KINGDOM		23502		44990	
400 U STATES		16650		39607	
		40152		84597	
CRUST OIL LEATHER FOR CHAMOIS					2226
100 U KINGDOM		567		567	
		567		567	
BOOTS AND SHOES PEGGED LEATHER	PAIR				2231
100 U KINGDOM	20	48	284	578	
	20	48	284	578	
BOOTS AND SHOES MENS LEATHER	PAIR				2232
100 U KINGDOM	22956	113624	46620	231378	
304 ARGENTINA	1	10	1	10	
327 FRANCE	2	50	2	50	
376 SWITZRLND			1	29	
381 ALASKA	45	161	68	289	
400 U STATES	2280	13628	8064	47336	
	25284	127473	54756	279092	
BOOTS AND SHOES WOMENS LEATHER	PAIR				2233
100 U KINGDOM	21482	90407	35942	150243	
207 UN 80 AFR			37	255	
317 CZECHO 8	16350	17468	16380	17522	
352 MEXICO	6300	5098	23076	19290	
376 SWITZRLND			893	8681	
400 U STATES	40760	208261	28224	533983	
	84892	321234	175322	729974	
BOOTS SHOES CHILDRENS LEATHER	PAIR				2234
100 U KINGDOM	19617	20421	38270	39133	
400 U STATES	903	2637	4085	11612	
	20520	23058	42355	50945	
GARMENTS LEATHER					2235
100 U KINGDOM		1469		6080	
400 U STATES		502		1452	
		1971		7532	
GLOVES MITTS LEATHER N O P					2236
100 U KINGDOM		19339		46851	
216 PAKISTAN		34		34	
327 FRANCE		14105		15708	
400 U STATES		12446		23588	
		45924		86181	
GLOVES OF KID WOMENS					2237
100 U KINGDOM		1646		1646	
306 BELGIUM		2796		10254	
317 CZECHO 8		9173		9361	
327 FRANCE		61813		91489	
335 GERMANY		6103		11508	
344 ITALY		4043		32474	
400 U STATES		69		69	
		85643		156801	
HARNESS AND SADDLERY					2238
100 U KINGDOM		4407		12321	
306 BELGIUM		98		98	
400 U STATES		6737		20248	
		11242		32667	
LEATHER BELTING					2239
100 U KINGDOM		2200		9318	
400 U STATES		12800		17842	
		15000		27160	

Articles and Countries from which Imported	MONTH OF MARCH 1950		THREE MONTHS ENDED MARCH 1950		Class Number	
	Quantities	Values (\$)	Quantities	Values (\$)		
MFRB OF LEATHER OR RAWHIDE NOP					2241	
100 U KINGDOM		6400		25762		
216 PAKISTAN		613		613		
327 FRANCE		1895		1924		
335 GERMANY				11		
344 ITALY		259		375		
347 JAPAN		186		186		
375 SWEDEN		115		115		
376 SWITZRLMO				16		
400 U STATES		46298		100875		
		55766		129877		
SOLEB AND HEELS LEATHER					2243	
100 U KINGDOM		2581		5728		
400 U STATES		1774		2212		
		4355		7940		
SHOE LIFTS AND WELTING LEATHER					2244	
400 U STATES		10972		26906		
		10972		26906		
STRAPS LEATHER					2245	
100 U KINGDOM		7126		19081		
376 SWITZRLMO		981		981		
400 U STATES		12450		18918		
		20557		38980		
BICYCLE SADDLES					2246	
100 U KINGDOM	NO	8807	8393	16762		15535
400 U STATES		13262	15334	30658		33786
		22069	23727	47420	49321	
BEEF AND VEAL FRESH					2251	
100 U KINGDOM	LB			657		164
381 ALABKA		1430	959	1430		959
400 U STATES		928	755	11609	9553	
		2358	1714	13696	10676	
MUTTON AND LAMB FRESH					2252	
100 U KINGDOM	LB			585		121
400 U STATES				2212		568
				2797	689	
PORK FRESH					2253	
400 U STATES	LB	29737	2473	289247		30751
		29737	2473	289247	30751	
POULTRY GAME PARTRIDGE SQUAB					2254	
100 U KINGDOM						428
234 AUSTRALIA						9549
400 U STATES			6466		22692	
			6466		32669	
RABBITS FROZEN FOR FOX FEED					2256	
MEATS FRESH M O P					2257	
400 U STATES	LB	450	603	875		696
		450	603	875	696	
EDIBLE OFFAL FRESH					2258	
400 U STATES	LB	73699	14621	133805		26391
		73699	14621	133805	26391	
BACON HAMB OTHER PORK PREPARED					2261	
400 U STATES	LB	82	52	144		101
		82	52	144	101	
BEEF CANNED					2262	
100 U KINGDOM	LB			54		38
304 ARGENTINA		143998	49213	566119		203724
309 BRAZIL		21600	6074	21600		6074
362 PARAGUAY		89998	29846	89998		29846
386 URUGUAY				16065		5931
400 U STATES		12987	3266	13027	3292	
		268583	88399	706863	248205	
CANNED MEATS POULTRY GAME NOP					2264	
100 U KINGDOM	LB	495	215	3977		1772
234 AUSTRALIA		2400	553	4080		931
318 DENMARK		50	36	3023		1870
327 FRANCE		392	633	562		816
400 U STATES		9593	4147	18607		8694
		12930	5584	30249		14083
EXTRACTS OF MEAT FLUID BEEF					2265	
100 U KINGDOM			296			296
304 ARGENTINA			8632			14426
400 U STATES			480		2901	
			9408		17623	
MEATS PREPARED NOT CANNED					2266	
400 U STATES	LB	479725	98423	2062582		473870
		479725	98423	2062582	473870	
PORK BARRELLED IN BRINE					2267	
400 U STATES	LB	280000	33030	731600		93068
		280000	33030	731600	93068	
PORK DRY SALTED					2268	
SAUSAGE					2269	
400 U STATES	LB	3609	2291	12765		8285
		3609	2291	12765	8285	
SOUPS SOUP PREPARATIONS N O P					2270	
400 U STATES						264
					264	
MILK AND CREAM FRESH					2281	
318 DENMARK	GAL			36		147
400 U STATES		568	2626	3037		10381
		568	2626	3037	10528	
BUTTER					2282	
100 U KINGDOM	LB			540		270

IMPORTS INTO CANADA FOR CONSUMPTION

Articles and Countries from which Imported		MONTH OF MARCH 1950		THREE MONTHS ENDED MARCH 1950		Class Number
		Quantities	Values (\$)	Quantities	Values (\$)	
	400 U STATES			28	22	
CASEIN				568	292	
	400 U STATES	2801	987	6642	3094	2283
CHEESE		2801	987	6642	3094	
	100 U KINGDOM	1290	1045	1440	1135	2284
	304 ARGENTINA	5084	2907	44100	19754	
	318 DENMARK	17496	7679	62946	27318	
	327 FRANCE	6713	5119	10859	8263	
	344 ITALY	4817	2695	57762	35919	
	354 NETHRLNDS	3627	1527	17937	7959	
	359 NORWAY	11848	4511	16573	6289	
	376 SWITZRLND	126599	105117	336984	273248	
	400 U STATES	82635	41302	128585	67455	
MILK CONDENSED		260109	171902	677126	447340	
	100 U KINGDOM			756	75	2285
	400 U STATES	62	33	62	33	
MILK WHOLE POWDERED		62	33	618	108	
	400 U STATES			339	364	2286
DRIED WHEY SKIMMILK BUTTERMILK				339	364	
	400 U STATES	71940	7476	148100	13713	2287
OLEIC ACID OR RED OIL		71940	7476	148100	13713	
	400 U STATES	65843	12598	175926	31466	2288
STEARIC ACID		65843	12598	175926	31466	
	100 U KINGDOM	90000	17037	260000	44510	2289
	234 AUSTRALIA			4480	692	
	400 U STATES	20597	3877	43242	7827	
LARD OIL		110597	20914	307722	53029	
	400 U STATES	855	1700	4573	8875	2291
NEATS FOOT OIL		855	1700	4573	8875	
	400 U STATES	267	962	914	2393	2292
ANIMAL OIL M O P		267	962	914	2393	
	100 U KINGDOM	568	1005	568	1005	2293
	306 BELGIUM			4323	3249	
	400 U STATES	1005	2199	1381	3339	
COB LIVER OIL		1573	3204	6272	7593	
	100 U KINGDOM			450	699	2294
	341 ICELAND			4500	8859	
FISH OIL M O P				4950	9558	
	359 NORWAY	93	149	1672	2292	2295
	400 U STATES	93	149	19257	17936	
SEAL OIL		93	149	20929	20228	2296
WHALE AND SPERMACE TI OIL						
	400 U STATES	542	933	30311	27639	2297
MALIBUT LIVER OIL		542	933	30311	27639	
FISH OIL CONCENTRATED						2299
	400 U STATES		2354		79722	
FISH OIL FOR FORTIFYING			2354		79722	
	100 U KINGDOM		1800		3150	2300
	400 U STATES		869		1420	
BEEWAX			2669		4570	
	100 U KINGDOM	1270	480	3510	1916	2302
	309 BRAZIL	2248	1254	10981	6224	
	316 CUBA	4058	2107	8398	4251	
	320 DOM REP	5922	3076	5922	3076	
	327 FRANCE	2213	1001	2661	1253	
	400 U STATES	37018	18382	49716	25938	
CANDLES M O P		52729	26300	81188	42658	
	335 GERMANY	469	155	469	155	2303
	400 U STATES	9254	3027	16643	5671	
GREASE ROUGH		9723	3182	17112	5826	
	100 U KINGDOM	127	930	203	1523	2304
	400 U STATES	39870	259548	86264	558597	
LARD AND COMPOUND STEARINE		39997	260478	86467	560120	
TALLOW						2307
	400 U STATES	703120	72756	1294017	133980	
GELATINE IMEDIBLE PHOTOGRAPHIC		703120	72756	1294017	133980	
	400 U STATES	1276	124	197914	10645	2308
ANIMAL GLANDS FOR MEDICINE		1276	124	197914	10645	
	400 U STATES					2320
				19221	27920	
				19221	27920	
						2321
			1852		16990	
			1852		16990	

IMPORTS INTO CANADA FOR CONSUMPTION

Articles and Countries from which Imported	MONTH OF MARCH 1950		THREE MONTHS ENDED MARCH 1950		Class Number
	Quantities	Values (\$)	Quantities	Values (\$)	
BLOOD ALBUMEN AND BLOOD DRIED 400 U STATES		1044		3698	2324
		1044		3698	
EGGS IN THE SHELL 231 HONG KONG 400 U STATES	DOZ	577 794	5043	4215	2325
		17689 67215	23691	91876	
		18266 68009	28734	96091	
EGGS YOLK OR ALBUMEN FROZEN 400 U STATES	LB	90 85	1801	995	2326
		90 85	1801	995	
EGGS YOLK OR ALBUMEN DRIED 400 U STATES	LB	14305 16343	31527	48374	2327
		14305 16343	31527	48374	
GELATINE CAPSULES EMPTY 400 U STATES		15446		61175	2328
		15446		61175	
GELATINE EDIBLE 100 U KINGDOM 234 AUSTRALIA 304 ARGENTINA 306 BELGIUM 327 FRANCE 400 U STATES	LB	50800 27563 44800 20054 1760 1035 19918 11993 27189 13389 81042 47132	65494 32099 110720 62863 1760 1035 44538 24530 49516 25678 313274 197510		2329
		225509 121166	585302	343715	
GELATINE N O P 100 U KINGDOM 400 U STATES	LB	5443 2657	20000 3852	13934 7414	2331
		5443 2657	33934	11266	
GLUE ANIMAL POWDERED OR SHEET 100 U KINGDOM 207 UN 80 AFR 400 U STATES	LB	186850 20411 11023 1313 1810 574	471848 56898 11023 1313 23185 7757		2332
		199683 22298	506056	65968	
GLUE N O P 100 U KINGDOM 231 HONG KONG 400 U STATES	LB	672 59	10900 1314	34 90	2333
		27823 11148	50117	18855	
		28495 11207	61051	20259	
CATGUT WORMGUT UNMANUFACTURED 400 U STATES		82		82	2335
		82		82	
GUT AND MANUFACTURES N O P 100 U KINGDOM 215 INDIA 234 AUSTRALIA 400 U STATES		946 1722 400 396 2827 3872 400 1984			2336
		4173 7974			
HONEY 400 U STATES	LB	5700 1279	7764 1734		2337
		5700 1279	7764 1734		
MANURES ANIMAL 400 U STATES	CWT	6629 10701	10967 19722		2338
		6629 10701	10967 19722		
MUSK IN PODS OR GRAINS 400 U STATES	OZ	135 3294	135 3294		2339
		135 3294	135 3294		
RENNET RAW AND PREPARED 400 U STATES	LB	275 2313	8389 14919		2340
		275 2313	8389 14919		
SAUSAGE CASINGS UNCLEARED 234 AUSTRALIA 236 NEW ZEAL 400 U STATES		13477 13477		13477	2341
				2492	
				787	
		13477		16756	
SAUSAGE CASINGS CLEANED 234 AUSTRALIA 236 NEW ZEAL 400 U STATES		26746 114639 111073 219861 1548 4377			2342
		139367		338877	
TANKAGE 236 NEW ZEAL	CWT	500 4295	500 4295		2343
		500 4295	500 4295		
ANIMAL PRODUCTS N O P 100 U KINGDOM 231 HONG KONG 400 U STATES		1236 1899 338 1082 8194 24818			2344
		9768		27799	
HORSE MEAT AND OFFAL FOR FOXES 400 U STATES	CWT	452 1182	1373 3806		2345
		452 1182	1373 3806		
DOG FOOD AND PET STOCK FOOD 400 U STATES		2706 5559			2347
		2706 5559			
TARIFF 206 254 635 679 686 699 400 U STATES		663 676			2348
		663 676			

Articles and Countries from which Imported	MONTH OF MARCH 1950		THREE MONTHS ENDED MARCH 1950		Class Number
	Quantities	Values (\$)	Quantities	Values (\$)	
GROUP 3					
FIBRES TEXTILES AND PRODUCTS					
RAW COTTON					
215 INDIA	LB		209531	54118	3001
352 MEXICO		1280918	8758882	2975826	
363 PERU			60730	30981	
400 U STATES		3818695	43423656	14476649	
		14773546	5099613	52452799	
COTTON LINTERS N O P	LB				3002
304 ARGENTINA			40790	5454	
309 BRAZIL			20395	2592	
352 MEXICO		22683	662896	59996	
400 U STATES		1303863	4330427	427511	
		1562349	148591	5054508	
COTTON LINTERS PULP FOR PAPER	LB				3003
BATTS BATTING WADDING COTTON	LB				3004
100 U KINGDOM			714	322	
400 U STATES		25235	160684	79594	
		50774	25235	161398	
CARDED SLIVER COTTON FIBRE	LB				3005
COTTON PULP FOR ART SILK YARN	LB				3006
COTTON THREAD N O P	LB				3010
100 U KINGDOM		1672	5766	10768	
327 FRANCE		383	105	383	
400 U STATES		41391	72442	121265	
		42480	74497	127136	
COTTON YARNS SINGLES N O P	LB				3011
100 U KINGDOM		10223	14332	17149	
400 U STATES		25370	60960	56982	
		33291	34356	75292	
YARNS SINGLES FOR KNIT GOODS	LB				3012
100 U KINGDOM		20910	73460	68912	
400 U STATES		19639	20646	103375	
		40714	41556	176835	
COTTON YARNS N O P	LB				3013
100 U KINGDOM		12332	19964	24550	
400 U STATES		152528	322275	366903	
		161335	170302	342239	
CROCHET KNITTING COTTON N O P	LB				3014
100 U KINGDOM		2325	1314	5155	
327 FRANCE			602	2841	
400 U STATES		27850	55683	105221	
		28702	53615	57599	
COROS AND TWINE COTTON N O P	LB				3015
100 U KINGDOM		3968	63681	28530	
231 HONG KONG			100	40	
400 U STATES		14016	48471	58684	
		22782	19406	112252	
SEWING COTTON THREAD ON SPOOLS	LB				3016
400 U STATES		3793	5761	10792	
		2122	5761	10792	
COTTON YARNS TINSSEL THREAD	LB				3017
400 U STATES		6655	13948	24977	
		2923	6655	13948	
MERCERIZED YARNS 40 AND FINER	LB				3018
100 U KINGDOM		6956	15699	27123	
400 U STATES		418	508	917	
		4607	7579	16207	
COTTON YARNS HANKS FOR THREAD	LB				3019
100 U KINGDOM		78576	112846	171890	
400 U STATES		25534	67114	107137	
		75978	122726	179960	
COTTON YARN 2 PLY 80 AND FINER	LB				3020
100 U KINGDOM		7679	10506	26349	
		2459	7679	10506	
COTTON YARN SINGLES FOR THREAD	LB				3021
100 U KINGDOM		97863	202933	230764	
		83568	97863	202933	
COTTON YARN TO BE MERCERIZED	LB				3022
100 U KINGDOM		169391	231418	361766	
400 U STATES		17175	24701	27764	
		125840	188808	256119	
COTTON YARNS SINGLES 20 TO 40	LB				3023
100 U KINGDOM		23155	55625	53229	
		23874	23155	55625	
COTTON FABRICS OVER 80 CTS LB	LB				3026
100 U KINGDOM		295380	498837	809439	
305 AUSTRIA		8398	800	8398	
306 BELGIUM		202838	674388	657508	
317 CZECHO S		61561	99258	173868	
318 DENMARK		297	89	297	
327 FRANCE		6125	5584	14155	
335 GERMANY		22260	12558	17196	
344 ITALY		224	12680	30217	
347 JAPAN		2100	4360	6253	
352 MEXICO		7755	3929	4201	
354 NETHRLNDS		1499	18217	33257	
376 SWITZRLND		1985	1985	13520	
400 U STATES		1082361	2353153	4246262	
		1028345	1690798	3685838	
				6014571	

IMPORTS INTO CANADA FOR CONSUMPTION

Articles and Countries from which Imported	MONTH OF MARCH 1950		THREE MONTHS ENDED MARCH 1950		Class Number
	Quantities	Values (\$)	Quantities	Values (\$)	
COTTON FABRICS 50 TO 80 CTS LB	LB				3027
100 U KINGDOM	1366	1004	8300	5962	
306 BELGIUM	9723	7192	46101	34207	
347 JAPAN	7031	4283	25771	16471	
400 U STATES	34563	23387	51670	34191	
	52683	35866	131842	90831	
COTTON FABRIC UNDER 50 CTS LB	LB				3028
400 U STATES	10350	4541	16374	7265	
	10350	4541	16374	7265	
COTTON DENIMS	LB				3029
100 U KINGDOM	2795	3570	2795	3570	
400 U STATES	10592	8295	56248	45525	
	13387	11865	59043	49095	
HANKERCHIEF COTTON BLEACHED					3030
100 U KINGDOM		10973		36266	
376 SWITZRLND		71		71	
		11044		36337	
COTTON FABRIC NOT BLEACHED NOP	LB				3031
100 U KINGDOM	26614	25876	47117	48811	
306 BELGIUM	17233	14181	38358	29369	
317 CZECHD S	5412	5589	5412	5589	
335 GERMANY	9701	6689	19692	13756	
347 JAPAN	43512	21439	48342	24896	
352 MEXICO	3426	2621	20249	14323	
400 U STATES	1176233	966901	3899012	3217712	
	1282131	1043296	4078182	3354456	
CANTON FLANNELS NOT COLOURED	LB				3032
100 U KINGDOM	15490	21727	39246	63344	
306 BELGIUM	262	226	6736	5644	
335 GERMANY			3872	4328	
352 MEXICO	3638	2321	3638	2321	
376 SWITZRLND	55	502	55	502	
400 U STATES	46914	77042	268720	368936	
	66359	101818	322267	445075	
TOWELLING IN THE WEB	LB				3033
100 U KINGDOM			3693	2729	
400 U STATES	794	1264	3686	5126	
	794	1264	7379	7855	
VOILES SCRIMS NOT COLOURED	LB				3034
100 U KINGDOM	1841	3409	6665	15546	
354 NETHRLNDS	1059	1549	1059	1549	
376 SWITZRLND	104	610	470	2381	
400 U STATES	5943	12698	18485	37023	
	8947	18266	26679	56499	
COTTON FABRICS BLEACHED N O P	LB				3035
100 U KINGDOM	8610	12352	23200	32430	
327 FRANCE	5	14	5	14	
335 GERMANY			9472	8405	
400 U STATES	11048	20096	31858	57888	
	19663	32462	64535	98737	
COTTON CHEEBCLOTH AND GAUZE	LB				3036
100 U KINGDOM	16058	15763	33986	34154	
400 U STATES	1460	2297	8561	12045	
	17518	18060	42547	46199	
POPLIN BLEACHED NOT COLOURED	LB				3037
100 U KINGDOM	3421	8784	8923	18620	
400 U STATES	935	1360	4424	5515	
	4356	10144	13347	24135	
COTTON FABRIC COUNT 100	LB				3039
100 U KINGDOM	38903	135828	66856	248154	
400 U STATES	45	92	75	152	
	38948	135920	66931	248306	
COTTON FABRICS CUT PILE N O P	LB				3040
100 U KINGDOM	1566	3310	6283	12946	
306 BELGIUM	508	1054	3035	3758	
317 CZECHO S	4834	10035	10497	22457	
344 ITALY	3439	9985	7722	21224	
347 JAPAN	6577	8585	7957	10208	
354 NETHRLNDS	3077	7104	4292	10178	
365 POLAND	410	642	410	642	
400 U STATES	12631	27148	42885	96884	
	33042	67863	83081	178297	
COTTON FABRIC FOR TYPE RIBBON					3041
100 U KINGDOM		24546		64433	
400 U STATES		6165		12057	
		30711		76490	
COTTON FABRIC BILLIARD CLOTH	LB				3042
BAILCLOTH EGYPTIAN COTTON	LB				3043
100 U KINGDOM			1422	3512	
400 U STATES	68	295	68	295	
	68	295	1490	3807	
FILTER CLOTH FOR MINING	LB				3044
100 U KINGDOM			566	769	
400 U STATES	300	424	909	1077	
	300	424	1475	1846	
COTTON FABRIC KNITTED	LB				3045
100 U KINGDOM	23921	38385	89358	118203	
400 U STATES	1580	3314	2726	6241	
	25501	41699	92084	124444	
COTTON SHADD CRETONNES	LB				3046
100 U KINGDOM	1006	2126	2773	5222	
400 U STATES			2870	4439	
	1006	2126	5643	9661	

IMPORTS INTO CANADA FOR CONSUMPTION

Articles and Countries from which Imported	MONTH OF MARCH 1950		THREE MONTHS ENDED MARCH 1950		Class Number
	Quantities	Values (\$)	Quantities	Values (\$)	
COTTON GABARDINES	LB				3047
100 U KINGDOM	10350	26685	30198	66782	
306 BELGIUM	4663	6599	4766	6741	
400 U STATES	1856	3133	14767	23699	
	16869	36417	49731	97222	
COTTON FABRICS 80 TO 99 COUNT	LB				3048
100 U KINGDOM	2787	10423	8291	24845	
	2787	10423	8291	24845	
COTTON FABRICS CUT WEFT PILE	LB				3049
100 U KINGDOM	44664	92034	108897	230686	
306 BELGIUM			1880	2637	
317 CZECHO S	6276	13763	29011	63247	
327 FRANCE			197	456	
344 ITALY	2877	8400	8853	26519	
347 JAPAN	74114	100239	157159	214349	
354 NETHRLMOS	949	2459	9748	24948	
400 U STATES	20565	45337	102908	222915	
	149445	262232	418653	785757	
COTTON FABRICS FOR BOOK COVERS	LB				3050
100 U KINGDOM	3955	4177	5848	6400	
400 U STATES	4850	5051	10386	10523	
	8805	9228	16234	16923	
LACE NOT COLOURED FOR CLOTHING					3051
100 U KINGDOM		73772		190906	
305 AUSTRIA		15513		41574	
306 BELGIUM		537		1291	
313 CHINA				126	
317 CZECHO S		890		11444	
327 FRANCE		40422		95590	
335 GERMANY		144		436	
376 SWITZRLND		15292		58599	
400 U STATES		24821		66703	
		171391		466669	
LACE COLOURED FOR CLOTHING	LB				3052
100 U KINGDOM	5999	41676	14408	96099	
305 AUSTRIA	300	2389	320	2576	
306 BELGIUM			50	413	
317 CZECHO S	109	1193	698	4395	
327 FRANCE	3558	24379	7514	51969	
335 GERMANY			72	308	
376 SWITZRLND	51	358	740	6064	
400 U STATES	579	3295	3088	15570	
	10596	73290	26890	177394	
EMBROIDERIES COTTON M O P	LB				3053
100 U KINGDOM	259	1565	741	3599	
215 INDIA			75	621	
305 AUSTRIA	667	4081	2282	16048	
327 FRANCE			568	3098	
335 GERMANY			35	125	
354 NETHRLMDS	108	568	108	568	
367 AZORES			6	212	
376 SWITZRLND	1188	10291	5694	47906	
400 U STATES	909	3365	1814	6672	
	3131	19870	11323	78849	
LACE BOBBINET NETS COTTON NOP	LB				3054
100 U KINGDOM	5860	22179	13860	59854	
215 INDIA	51	509	654	5908	
231 HONG KONG			911	5420	
305 AUSTRIA	102	610	102	610	
306 BELGIUM	4	93	4	93	
313 CHINA	8	70	228	2134	
327 FRANCE	324	4453	2650	18979	
335 GERMANY	213	660	231	836	
354 NETHRLMDS	45	696	98	962	
376 SWITZRLND	310	3347	3080	20535	
400 U STATES	817	2399	2321	7301	
	7734	35016	24139	122632	
WHITE COTTON BOBBINET PLAIN	VD				3055
100 U KINGDOM	7994	3840	33191	16981	
	7994	3840	33191	16981	
GLOVES COTTON	DZ PR				3064
100 U KINGDOM	9361	63478	18034	121250	
232 MALTA	58	410	58	410	
313 CHINA	824	3201	1204	4391	
317 CZECHO S	2155	14078	5113	28730	
327 FRANCE	633	7114	1088	9334	
344 ITALY	792	4130	3221	17225	
347 JAPAN	1339	3837	3468	8854	
400 U STATES	6	79	160	653	
	15168	96327	32346	190847	
SOCKS AND STOCKINGS COTTON	DZ PR				3065
100 U KINGDOM	8472	32513	24463	89742	
400 U STATES	1413	4283	7528	23347	
	9885	36796	31991	113089	
SHIRTS COTTON NOT KNITTED	LB				3066
100 U KINGDOM	2084	6627	3382	10686	
347 JAPAN			263197	112373	
400 U STATES	828	2941	5871	18866	
	2912	9568	272450	141925	
UNDERWEAR COTTON KNITTED	LB				3067
100 U KINGDOM	20526	39672	44243	84630	
400 U STATES	3478	8985	11152	28263	
	24004	48657	55395	112893	
COTTON CLOTHING M O P	LB				3068
100 U KINGDOM	4205	11244	9371	27919	

IMPORTS INTO CANADA FOR CONSUMPTION

Articles and Countries from which Imported	MONTH OF MARCH 1950		THREE MONTHS ENDED MARCH 1950		Class Number
	Quantities	Values (\$)	Quantities	Values (\$)	
327 FRANCE	59	1044	110	1475	
337 GUATEMALA			12	54	
340 HUNGARY			87	1367	
344 ITALY	12	68	12	68	
347 JAPAN			69251	39360	
367 AZORES	1089	4944	5038	20795	
376 SWITZRLND	102	483	472	4257	
400 U STATES	5242	21547	13230	44506	
	10709	39330	97583	139801	
DRESSES COTTON WOMEN CHILDREN	LB				3069
100 U KINGDOM	391	2778	1365	9100	
327 FRANCE	102	2226	127	2800	
367 AZORES	318	1349	627	3978	
375 SWEDEN	15	346	17	506	
400 U STATES	4014	25568	8420	57339	
	4840	32267	10626	73723	
SMOCKS AND OVERALLS COTTON MEN	LB				3070
100 U KINGDOM			2473	2965	
400 U STATES	993	1534	1548	2707	
	993	1534	4021	5672	
RAINCOATS WATERPROOFED COTTON	NO				3071
100 U KINGDOM	3506	38353	4056	45361	
400 U STATES	484	920	485	942	
	3990	39273	4541	46303	
BAGS COTTON	LB				3082
100 U KINGDOM			307	264	
400 U STATES	10249	8939	51723	45432	
	10249	8939	52100	45703	
BELTING OF COTTON					3083
100 U KINGDOM		4181		13286	
400 U STATES		18619		51532	
		22800		64818	
BLANKETS OF COTTON	LB				3084
100 U KINGDOM	12008	9436	17128	13319	
335 GERMANY	1615	1160	12751	8214	
400 U STATES	644	701	1449	1607	
	14267	11297	31328	23140	
TAPE AND WEBBING HOOK AND EYE	LB				3085
100 U KINGDOM	18	114	18	114	
400 U STATES	80	171	267	727	
	98	285	285	841	
BRAIDED WICK FOR CANDLES					3086
100 U KINGDOM		1073		1526	
400 U STATES		1193		6237	
		2266		7763	
CURTAINS COTTON M O P	LB				3087
100 U KINGDOM	4702	9461	11494	22914	
327 FRANCE			103	519	
400 U STATES	1991	4202	3373	8285	
	6693	13663	14970	31718	
TABLE AND TRAY CLOTHS COTTON	LB				3088
100 U KINGDOM	21718	47577	49392	106874	
215 INDIA	254	469	254	469	
231 HONG KONG	3069	7458	12518	32871	
305 AUSTRIA	627	4044	627	4044	
306 BELGIUM	81	235	527	1181	
313 CHINA	11108	22975	31469	71435	
327 FRANCE			9	398	
344 ITALY			4	36	
347 JAPAN	8412	7547	11237	10502	
352 MEXICO			19	26	
354 NETHRLNDS	84	444	2299	4717	
367 AZORES	257	3815	646	6238	
376 SWITZRLND	65	545	606	6581	
400 U STATES	9409	15693	25207	43167	
	55084	110802	134814	288539	
DUCK SEAMLESS COTTON FOR HOSE					3089
400 U STATES		12375		58410	
		12375		58410	
FRINGES AND TASSELS COTTON	LB				3090
100 U KINGDOM	8	31	8	31	
400 U STATES	466	264	718	1456	
	474	295	726	1487	
HANDKERCHIEFS COTTON	LB				3091
100 U KINGDOM	16333	57640	48104	157344	
231 HONG KONG	3090	3043	3540	4678	
313 CHINA			250	768	
317 CZECHO S	186	906	186	906	
327 FRANCE			6	85	
347 JAPAN	13376	12658	32745	34190	
367 AZORES	118	459	118	459	
376 SWITZRLND	659	7670	2307	27913	
400 U STATES	765	3114	1158	5053	
	34527	85490	88414	231396	
LADDER TAPES FOR BLINDS					3092
100 U KINGDOM		25537		59845	
400 U STATES				509	
		25537		60354	
MANTLE STOCKING FOR GAS LIGHT					3093
400 U STATES				26	
				26	
QUILTS COUNTERPANES COTTON	LB				3094
100 U KINGDOM	9535	11746	19200	26129	
306 BELGIUM	11486	11366	12432	12174	
347 JAPAN	1300	946	1300	946	

IMPORTS INTO CANADA FOR CONSUMPTION

Articles and Countries from which Imported	MONTH OF MARCH 1950		THREE MONTHS ENDED MARCH 1950		Class Number
	Quantities	Values (\$)	Quantities	Values (\$)	
SHEETS COTTON					
400 U STATES	28061	34032	105638	125859	
	50382	58090	138570	165108	
	LB				3095
100 U KINGDOM	552	687	2107	2673	
367 AZORES	1352	3819	2029	6258	
400 U STATES	19535	27060	96539	118706	
	21439	31566	100675	127637	
TOWELS COTTON					
	LB				3096
100 U KINGDOM	5334	5030	13320	12829	
231 HONG KONG	240	70	240	70	
347 JAPAN	18196	11666	36573	24358	
367 AZORES	38	242	189	808	
373 CANARY IS			346	1414	
400 U STATES	9792	12625	66995	88711	
	33600	29633	117663	128190	
COTTON MANUFACTURES M O P					
	LB				3097
100 U KINGDOM	8244	15037	27507	33195	
215 INDIA	54	117	73	157	
306 BELGIUM	3245	2404	7986	8394	
335 GERMANY	23	242	38	393	
344 ITALY	412	325	412	325	
347 JAPAN	4720	3401	4904	3598	
354 NETHRLMOS	99	228	99	228	
367 AZORES	25	226	301	1451	
376 SWITZRLNO	6	58	6	58	
400 U STATES	18959	36289	64857	113340	
	35787	58327	106183	161139	
WASH CLOTHS BATH MATS COTTON					
	LB				3098
100 U KINGDOM	371	525	671	854	
347 JAPAN	6020	5332	13181	11438	
400 U STATES	1903	1909	6354	7443	
	8294	7766	20206	19735	
PILLOW CASES COTTON					
	LB				3100
100 U KINGDOM	10504	16034	15330	23054	
231 HONG KONG	617	1278	2010	5408	
313 CHINA	1908	5789	9893	18723	
347 JAPAN	2527	3494	3882	5384	
366 PORTUGAL			118	700	
367 AZORES	2321	6622	6920	23566	
373 CANARY IS			426	825	
376 SWITZRLNO	18	475	18	475	
400 U STATES	7137	9748	20488	30049	
	25032	43440	59085	108184	
FLAX FIBRE AND TOW					
	CWT				3111
306 BELGIUM	221	10422	333	15744	
400 U STATES	75	5220	142	8859	
	296	15642	475	24603	
HEMP DRESSED OR UNDRESSED					
	CWT				3112
400 U STATES			22	262	
			22	262	
JUTE AND JUTE BUTTS					
	CWT				3113
100 U KINGDOM	220	2784	220	2784	
215 INDIA			11269	197756	
216 PAKISTAN	17292	244298	20467	281568	
400 U STATES	627	12849	2029	30199	
	18139	259931	33985	512307	
OAKUM OF FLAX HEMP OR JUTE					
	CWT				3114
100 U KINGDOM	30	456	114	1455	
354 NETHRLMOS	68	687	668	5418	
400 U STATES	679	11447	2884	51349	
	777	12590	3666	58222	
BATTS WADDING VEGETABLE FIBRES					
	LB				3115
400 U STATES			2333	1486	
			2333	1486	
YARNS JUTE SINGLES M O P					
	LB				3121
100 U KINGDOM	38302	8517	79353	15737	
215 INDIA	102292	23413	202215	44060	
	140594	31930	281568	59797	
YARNS VEGETABLE FIBRE SINGLES					
	LB				3122
100 U KINGDOM			44793	13599	
344 ITALY			5891	2439	
400 U STATES	1540	1742	1540	1742	
	1540	1742	52224	17780	
YARNS CORDS TWINE OF JUTE MOP					
	LB				3123
100 U KINGDOM	10701	2298	23766	5610	
400 U STATES	72	76	463	326	
	10773	2374	24229	5936	
YARNS CORDS TWINE VEG FIB MOP					
	LB				3124
100 U KINGDOM	42901	13673	221739	66635	
201 IRELAND	33641	7865	44764	10396	
231 HONG KONG			200	70	
344 ITALY	40	50	40	50	
352 MEXICO			5026	1024	
400 U STATES	4421	3821	13686	11436	
	81073	25409	285455	89611	
LINEN THREAD FOR SEWING					
	LB				3125
100 U KINGDOM	17507	30124	40163	69370	
400 U STATES	259	935	650	2030	
	17766	31059	40813	71400	
YARNS VEG FIBRE FOR WEAVING					
	LB				3126
100 U KINGDOM	44866	26678	130433	78862	
215 INDIA			183377	44199	
306 BELGIUM	9994	2551	37147	11115	
400 U STATES			5367	2111	
	54860	29229	356324	136327	

IMPORTS INTO CANADA FOR CONSUMPTION

Articles and Countries from which Imported	MONTH OF MARCH 1950		THREE MONTHS ENDED MARCH 1950		Class Number
	Quantities	Values (\$)	Quantities	Values (\$)	
CANVAS TWINE OF FLAX FOR SAILS 100 U KINGDOM				1522	3131
				1522	
FABRICS CHIEFLY FLAX OR HEMP 100 U KINGDOM	LB 56503	100346	152432	240960	3132
306 BELGIUM	201	316	274	461	
318 DENMARK	819	1464	819	1464	
344 ITALY	398	2114	398	2114	
365 POLAND	2508	1879	2508	1879	
400 U STATES	96	257	4493	5201	
	60525	106376	160924	252079	
FABRICS JUTE UNBLEACHED N O P 100 U KINGDOM	VD 152319	38367	377065	99054	3134
215 INDIA	4206090	617230	20088982	2817762	
306 BELGIUM	402000	54397	462000	65978	
317 CZECHO S	52551	10409	80761	17890	
335 GERMANY	200000	31360	200000	31360	
400 U STATES	644000	105235	1144000	188913	
	5656960	856998	22352808	3220957	
FABRICS OF JUTE N O P 100 U KINGDOM	VD 14044	3004	17901	3954	3135
400 U STATES	830	386	1467	728	
	14874	3390	19368	4682	
FABRIC JUTE 12IMS WIDE OR LESS 215 INDIA		1276		6349	3136
		1276		6349	
FAB VEG FIB 12IMS WIDE OR LESS 100 U KINGDOM		20616		55586	3137
327 FRANCE		420		1083	
335 GERMANY				549	
400 U STATES		21116		66359	
		42152		123577	
FABRIC VEG FIBRE NOP CUT PILE 100 U KINGDOM	VD 16615	6171	31133	9329	3138
306 BELGIUM	1961	442	2135	763	
400 U STATES	852	994	2053	2773	
	19428	7607	35321	12865	
TOWELLING TABLE CLOTHS IN WEB 100 U KINGDOM	LB 6155	8556	13633	18665	3139
317 CZECHO S			1248	1408	
365 POLAND	4207	3169	25166	21327	
400 U STATES			345	319	
	10362	11725	40392	41719	
WOVEN DRESS LINENS CLOTHING VEGETABLE FIBRES NOP 100 U KINGDOM	LB 1422	5218	2632	10387	3140
327 FRANCE	57	2269	62	2334	3162
367 AZORES			110	880	
376 SWITZRLND			110	1914	
400 U STATES	58	554	349	2865	
	1537	8041	3263	18380	
BAGS OF HEMP LINEN JUTE SISAL 100 U KINGDOM				141	3171
400 U STATES		64155		148685	
		64155		148826	
CARPETING RUGS HEMP JUTE SISAL 100 U KINGDOM		2584		16576	3172
215 INDIA		227		468	
400 U STATES				283	
		2811		17327	
QUILTS BATH MATS VEG FIBRE NOP 344 ITALY	LB 2704	2772	14414	13281	3173
347 JAPAN	7349	5029	26666	17639	
400 U STATES			1024	1239	
	10053	7801	42104	32159	
FIRE HOSE LINEN 100 U KINGDOM		9591		16728	3174
400 U STATES				438	
		9591		17166	
HANKERCHIEFS FLAX OR HEMP 100 U KINGDOM	LB 10357	46249	22699	102442	3175
231 HONG KONG	444	6416	1219	13695	
313 CHINA	860	5547	2059	13740	
327 FRANCE	90	319	105	643	
376 SWITZRLND	61	1141	340	5681	
400 U STATES	48	790	57	996	
	11860	60462	26479	137197	
SAILS FOR BOATS AND SHIPS 100 U KINGDOM		2831		3920	3176
		2831		3920	
TOWELS GLASS CLOTHS CRASH HUCK 100 U KINGDOM	LB 19743	30052	39469	57806	3177
347 JAPAN			216	944	
400 U STATES			122	230	
	19743	30052	39807	58980	
SHEETS TABLECLOTHS TOWELS FLAX 100 U KINGDOM	LB 24806	70129	68625	182167	3178
231 HONG KONG	112	488	5209	37085	
306 BELGIUM			692	1458	
313 CHINA	108	1188	2571	13103	
317 CZECHO S			4494	4720	
327 FRANCE	9	20	11	30	
347 JAPAN	21351	20682	78574	60618	
365 POLAND	299	265	985	795	

Articles and Countries from which Imported	MONTH OF MARCH 1950		THREE MONTHS ENDED MARCH 1950		Class Number
	Quantities	Values (\$)	Quantities	Values (\$)	
367 AZORES	2401	16566	5584	34800	
373 CANARY IS	306	1155	306	1155	
376 SWITZRLND			60	228	
400 U STATES	172	656	1736	5283	
	49564	111149	168847	341442	
JUTE MANUFACTURES N O P					3179
100 U KINGDOM		795		3335	
400 U STATES		70		295	
		865		3630	
VEGETABLE FIBRE MFRS N O P	LB				3180
100 U KINGDOM	12608	21607	37737	50193	
216 PAKISTAN	102	184	277	1308	
231 HONG KONG			5	33	
306 BELGIUM			362	1017	
313 CHINA	65	750	65	750	
317 CZECHO S	600	450	600	450	
327 FRANCE	5	185	89	399	
344 ITALY	6177	8231	8152	10227	
347 JAPAN	178301	122062	362877	258522	
354 NETHRLNDS	22	214	22	214	
367 AZORES			265	2702	
375 SWEDEN			22	27	
376 SWITZRLND	173	1416	183	1689	
400 U STATES	27716	37061	72307	118273	
	225769	192160	482963	445804	
RAW SILK AND COCOONS	LB				3201
400 U STATES	9686	29774	26323	79936	
	9686	29774	26323	79936	
GARNETTED SILK WASTES	LB				3202
400 U STATES			725	706	
			725	706	
YARNS THROWN SILK IN THE GUM	LB				3211
YARNS SINGLES SPUN SILK N O P	LB				3212
400 U STATES			1651	4980	
			1651	4980	
THREADS CORDS TWIST SILK N O P					3213
100 U KINGDOM		336		801	
400 U STATES		1550		2975	
		1886		3776	
YARN SILK FOR KNITTING WEAVING	LB				3214
YARNS SILK METALLIC COVERED					3215
YARNS SILK N O P					3216
100 U KINGDOM		100		455	
400 U STATES				179	
		100		634	
BOLTING CLOTH NOT MADE UP					3221
376 SWITZRLND		1274		1276	
400 U STATES		6409		22728	
		7685		24004	
KNITTED FABRICS SILK	LB				3222
FABRICS SILK 20 IN UNFINISHED	YD				3223
FABRICS SILK N O P	YD				3224
100 U KINGDOM	718	2308	4049	9925	
231 HONG KONG	116	150	201	263	
327 FRANCE	1526	2573	4424	7916	
344 ITALY	2938	11372	4986	17678	
347 JAPAN	2560	2077	12312	7075	
376 SWITZRLND	894	3865	3850	12323	
400 U STATES	7653	15214	27282	54914	
	16405	37559	57104	110094	
FABRICS SILK 26 INCHES OR LESS	YD				3225
100 U KINGDOM	238	1192	947	3559	
400 U STATES	4	27	4	27	
	242	1219	951	3586	
RIBBONS SILK UNDER 12 INCHES					3228
100 U KINGDOM		49		504	
327 FRANCE				466	
400 U STATES		183		304	
		232		1274	
FABRICS SILK FOR NECKWEAR					3229
100 U KINGDOM		7371		29847	
327 FRANCE				3171	
335 GERMANY				232	
344 ITALY		786		12567	
347 JAPAN		44253		153861	
376 SWITZRLND		12667		25490	
400 U STATES		192929		664012	
		258006		889180	
UMBRELLA COVERING FABRICS					3230
100 U KINGDOM				398	
327 FRANCE		1165		5437	
354 NETHRLNDS				310	
376 SWITZRLND		8575		18431	
400 U STATES		12620		50792	
		22360		75368	
FABRICS PILE SILK OR SYNTHETIC	YD				3232
100 U KINGDOM	6796	5709	15822	15189	
306 BELGIUM	24917	44806	37414	64019	
327 FRANCE	1098	1304	1109	1330	
335 GERMANY	57	113	57	113	

IMPORTS INTO CANADA FOR CONSUMPTION

Articles and Countries from which Imported	MONTH OF MARCH 1950		THREE MONTHS ENDED MARCH 1950		Class Number
	Quantities	Values (\$)	Quantities	Values (\$)	
344 ITALY	164	762	316	1279	
400 U STATES	41247	75894	173131	313553	
SOCKS AND STOCKINGS SILK	74279	128588	227849	395483	
100 U KINGDOM	DZ PR 33	255	77	966	3244
400 U STATES	131	2226	107	4543	
UNDERWEAR SILK KNITTED	164	2481	264	5509	
100 U KINGDOM	LB		77	1199	3245
CLOTHING SILK M O P			77	1199	
100 U KINGDOM	OZ				3246
201 IRELAND	8782	15090	15314	23952	
231 HONG KONG	181	224	181	224	
313 CHINA	816	375	1200	890	
327 FRANCE	756	1454	816	375	
344 ITALY	197	531	1254	2450	
376 SWITZRLND	307	867	903	1685	
400 U STATES	3241	3302	9909	9377	
BRESSES SILK WOMENS CHILDRENS	14360	21843	31019	41444	
100 U KINGDOM	OZ				3247
327 FRANCE	714	1621	2419	6530	
344 ITALY	858	10712	1746	12512	
375 SWEDEN	5145	6778	5165	6822	
376 SWITZRLND	136	458	592	1551	
400 U STATES	50	77	50	77	
CLOTHING SILK WOMENS CHILDRENS	8450	12079	23396	32955	
100 U KINGDOM	15333	31725	33368	60447	3248
215 INDIA	OZ				
231 HONG KONG	2170	4463	4937	8788	
306 BELGIUM	136	153	304	417	
327 FRANCE	300	703	3230	3232	
344 ITALY	851	1327	300	703	
347 JAPAN	16126	21078	1464	2916	
367 AZORES	21354	16320	30770	37731	
376 SWITZRLND	1004	1530	27734	21946	
400 U STATES	6654	6578	128	127	
HANDKERCHIEFS SILK	48595	52152	1004	1530	
100 U KINGDOM	DZ		17542	18416	3251
347 JAPAN	62	88	155	241	
SILK MANUFACTURES M O P	62	88	16	12	
100 U KINGDOM	OZ		171	253	3252
313 CHINA	492	1073	1938	2197	
327 FRANCE	112	76	112	76	
344 ITALY	64	69	192	133	
347 JAPAN	51	63	985	1326	
400 U STATES	810	359	3212	1685	
WOOL IN THE GREASE	979	781	1593	1365	
100 U KINGDOM	2508	2421	8032	6782	3261
207 UN SO AFR	LB				
215 INDIA	48898	36497	144370	91891	
234 AUSTRALIA	103277	56637	8497	6146	
236 NEW ZEAL	369328	268290	170307	92718	
304 ARGENTINA	1078809	501449	819801	591883	
379 TURKEY	48274	24509	1244139	573413	
400 U STATES	55100	32856	48274	24509	
WOOL WASHED OR SCOURED	107753	70689	55100	32856	
100 U KINGDOM	1811439	990927	199344	137145	3262
207 UN SO AFR	LB		2689832	1550561	
215 INDIA	417659	300558	987713	668340	
216 PAKISTAN	108103	60376	241063	118547	
234 AUSTRALIA	15610	9639	199634	116055	
236 NEW ZEAL	135360	78798	229205	134463	
304 ARGENTINA	711974	491199	2538426	1680065	
366 PORTUGAL	335336	154327	604539	275699	
386 URUGUAY	50000	71687	247402	197565	
400 U STATES	22286	12218	22286	12218	
WOOL PULLED OR SLIPED	100000	95030	150180	151588	
100 U KINGDOM	147782	115586	214572	166258	3263
215 INDIA	2044110	1389418	5435020	3520798	
236 NEW ZEAL	LB				
HAIR OF CAMEL ALPACA GOAT	22161	19671	60493	38619	
100 U KINGDOM			23520	5853	3264
327 FRANCE	160373	100763	254493	145807	
363 PERU	190534	120434	338506	190279	
400 U STATES	LB				
NOILS WOOL	7428	7608	37953	31811	
100 U KINGDOM			1100	6906	3265
234 AUSTRALIA	3582	2843	3582	2843	
236 NEW ZEAL	11152	14417	31117	54764	
306 BELGIUM	22162	24868	73752	96324	
386 URUGUAY	LB				
400 U STATES	35468	48686	112632	116045	
WORSTED TOPS	5673	2606	7121	3477	
100 U KINGDOM	9977	7495	13046	9312	
234 AUSTRALIA			10379	12572	
236 NEW ZEAL	3045	2490	5876	4742	
306 BELGIUM	34433	30124	67301	59835	
386 URUGUAY	88576	91401	216355	205983	
400 U STATES	LB				
100 U KINGDOM	1086131	1453195	3471324	4556082	3266

Articles and Countries from which Imported	MONTH OF MARCH 1950		THREE MONTHS ENDED MARCH 1950		Class Number
	Quantities	Values (\$)	Quantities	Values (\$)	
234 AUSTRALIA	67079	88582	108881	149756	
304 ARGENTINA	4959	9658	4959	9658	
309 BRAZIL	1188	1615	1188	1615	
386 URUGUAY	55702	60654	97509	108164	
400 U STATES	14248	26206	66903	114822	
	1229307	1639910	3750764	4940097	
GARNETTED WOOL WASTE	LB				3267
100 U KINGDOM			35846	44355	
234 AUSTRALIA	880	860	16905	10879	
306 BELGIUM			15680	15285	
400 U STATES	18292	15960	54591	45204	
	19172	16820	123022	115723	
YARNS WOOL N O P	LB				3271
100 U KINGDOM	19951	47188	47655	122537	
306 BELGIUM	1969	5900	2884	8457	
327 FRANCE	1252	4879	7717	34811	
335 GERMANY	180	470	180	470	
400 U STATES	711	1967	925	3065	
	24063	60404	59361	169340	
YARNS OR WARPS WOOL FOR WFRERS	LB				3272
100 U KINGDOM	89391	168826	253361	460880	
306 BELGIUM	11103	23481	41355	90391	
317 CZECHO S	3108	6642	3108	6642	
327 FRANCE			419	1020	
335 GERMANY	1136	3110	14309	18428	
344 ITALY	8972	13006	9222	13509	
400 U STATES	21179	51584	65046	160373	
	134889	266649	386820	751243	
YARNS OR WARPS HAIR FOR WFRERS	LB				3273
100 U KINGDOM	24293	24556	47648	47026	
400 U STATES	17895	20667	42129	25144	
	42188	45223	89847	72170	
YARN MOHAIR FOR PILE FABRICS	LB				3274
100 U KINGDOM	12765	16186	32430	41007	
	12765	16186	32430	41007	
YARNS WOOL FOR 6 OZ FABRICS	LB				3275
100 U KINGDOM	5621	9006	12781	21999	
	5621	9006	12781	21999	
WOOL FAB IN GRAY OVR 4 TO 6 OZ	LB				3281
100 U KINGDOM	15803	25206	56140	98515	
	15803	25206	56140	98515	
WOOL FAB IN GRAY 4 OZ OR LESS	LB				3282
100 U KINGDOM	39964	92709	77656	180126	
	39964	92709	77656	180126	
KNITTED FABRICS WOOL N O P	LB				3283
100 U KINGDOM	8338	19963	12335	30296	
400 U STATES	62	150	1561	5076	
	8400	20113	13896	35372	
FLANNELS	LB				3284
100 U KINGDOM	21234	43176	79526	161796	
400 U STATES			20	179	
	21234	43176	79546	161975	
FELT CLOTH N O P	LB				3285
100 U KINGDOM	2680	8291	4114	12016	
400 U STATES	142	289	828	2683	
	2822	8580	4942	14699	
OVERCOATINGS	LB				3286
100 U KINGDOM	26399	49838	68631	138196	
317 CZECHO S	327	1206	327	1206	
354 NETHRLNOS	338	916	338	916	
400 U STATES			4	56	
	27064	51960	69300	140374	
TWEEDS	LB				3287
100 U KINGDOM	53171	106288	172939	349498	
400 U STATES	5	17	5	17	
	53176	106305	172944	349515	
WORSTEDS AND SERGES	LB				3288
100 U KINGDOM	692947	2144888	1980400	6346167	
231 HONG KONG			1285	3445	
234 AUSTRALIA	6725	20133	10976	33974	
306 BELGIUM	5095	23884	20128	98398	
317 CZECHO S	50452	192943	95357	372549	
327 FRANCE	12548	62478	32900	165378	
344 ITALY	8227	28729	39373	146389	
354 NETHRLNOS	939	2965	1074	3757	
365 POLANO	3006	10287	3435	11750	
376 SWITZRLNO			412	3114	
400 U STATES	1932	7154	11023	43933	
	781871	2493451	2196363	7228854	
WOVEN FABRICS N O P WOOL	LB				3289
100 U KINGDOM	58309	125815	156756	314776	
234 AUSTRALIA			408	1501	
306 BELGIUM	2945	5824	2949	5843	
317 CZECHO S	4648	22243	7428	34087	
327 FRANCE	1102	6422	3512	20450	
354 NETHRLNOS	114	400	135	458	
400 U STATES	4180	10983	15335	40488	
	71298	171687	186523	417603	
LUSTRES ITALIAN LININGS	LB				3290
100 U KINGDOM	300	1088	1760	3589	
400 U STATES	238	971	238	971	
	538	2059	1998	4560	
WOOL FAB 12 INS WIDE OR LESS					3291
100 U KINGDOM		193		501	
327 FRANCE				557	

IMPORTS INTO CANADA FOR CONSUMPTION

Articles and Countries from which Imported	MONTH OF MARCH 1950		THREE MONTHS ENDED MARCH 1950		Class Number
	Quantities	Values (\$)	Quantities	Values (\$)	
				717	
		193		1775	
WOOL FABRICS CMT PILE PLUSH	LB				3292
100 U KINGDOM	15705	29201	31969	59454	
306 BELGIUM	2377	3712	5273	7965	
327 FRANCE			457	2300	
400 U STATES	4127	9219	12870	26833	
	22209	42132	50569	96552	
BILLIARD CLOTH OF WOOL FABRIC	LB				3293
100 U KINGDOM	5328	14322	10425	28591	
306 BELGIUM	2304	7244	2304	7244	
400 U STATES	6	40	6	40	
	7638	21606	12735	35875	
MELTON CLOTH FOR TENNIS BALLS	LB				3294
100 U KINGDOM	1995	4260	3921	7899	
	1995	4260	3921	7899	
SLIPPER CLOTH FOR FOOTWEAR	LB				3295
FILTER PRESS CLOTH OF WOOL	LB				3296
400 U STATES	25	140	25	140	
	25	140	25	140	
CARPETS AXMINSTER IN ROLLS	SQ FT				3301
100 U KINGDOM	314337	159257	1006564	426448	
306 BELGIUM	10650	4749	37004	16128	
317 CZECHO S	3065	1226	21837	9660	
327 FRANCE			6399	2731	
400 U STATES	16224	7478	26924	12587	
	344276	172710	1098728	467554	
CARPETS AXMINSTER SQUARES	SQ FT				3302
100 U KINGDOM	383435	131623	1086491	346275	
306 BELGIUM			761	378	
400 U STATES	375	379	1875	2419	
	383810	132002	1089127	349072	
CARPET BRUSSELS WILTON IN ROLL	SQ FT				3303
100 U KINGDOM	440733	235122	1025890	540263	
306 BELGIUM	350515	189649	691460	377284	
317 CZECHO S	6939	4526	18806	12269	
344 ITALY	11887	5252	14834	6541	
400 U STATES	392	322	8733	5476	
	810466	434871	1759723	941833	
CARPET BRUSSELS WILTON SQUARES	SQ FT				3304
100 U KINGDOM	61834	35505	165084	92739	
306 BELGIUM	30925	14882	85446	42741	
317 CZECHO S			188	73	
344 ITALY			934	860	
400 U STATES	324	532	1261	1569	
	93083	50919	252913	137982	
CARPETS INGRAIN IN ROLLS	SQ FT				3305
100 U KINGDOM	17370	4583	32632	11240	
306 BELGIUM	36391	20137	96477	49563	
317 CZECHO S			2200	1027	
344 ITALY	2087	957	26712	11905	
400 U STATES	1799	1206	2129	1484	
	57647	26883	160150	75219	
CARPETS INGRAIN SQUARES	SQ FT				3306
100 U KINGDOM	8499	3868	21800	8247	
215 INDIA	18923	3616	60960	10670	
306 BELGIUM	39945	10399	97772	30823	
317 CZECHO S			626	561	
327 FRANCE			4019	1923	
344 ITALY	2206	965	2206	965	
400 U STATES	165	116	219	126	
	69738	18964	187602	53315	
CARPETS ORIENTAL	SQ FT				3307
100 U KINGDOM	688	1137	13751	8422	
215 INDIA	61672	55095	319223	298249	
231 HONG KONG			5800	4704	
313 CHINA	1112	2417	7328	5576	
322 EGYPT			180	75	
342 IRAN	20373	43408	27574	57995	
377 SYRIA	452	350	576	718	
400 U STATES	1050	786	2894	3360	
	85347	103193	377326	379099	
CARPETS TAPESTRY IN ROLLS	SQ FT				3308
100 U KINGDOM	983	641	7724	1534	
400 U STATES			3389	848	
	983	641	11113	2382	
CARPETS TAPESTRY SQUARES	SQ FT				3309
100 U KINGDOM	1249	875	1249	875	
327 FRANCE			110	345	
	1249	875	1359	1220	
MATS HEARTH RUGS AND RUNNERS	SQ FT				3310
100 U KINGDOM	7430	2572	198669	51105	
215 INDIA	448	255	13162	1566	
306 BELGIUM	1530	450	8895	2378	
344 ITALY			2082	630	
400 U STATES	4415	1369	4957	1200	
	13823	4646	227765	57579	
SHAWLS WOOL	LB				3321
100 U KINGDOM	76	460	259	944	
400 U STATES			3	10	
	76	460	262	954	
SOCKS AND STOCKINGS WOOL	DZ PR				3322
100 U KINGDOM	35662	174262	69198	324852	
400 U STATES			29	48	
	35662	174262	69227	324900	

Articles and Countries from which Imported	MONTH OF MARCH 1950		THREE MONTHS ENDED MARCH 1950		Class Number
	Quantities	Values (\$)	Quantities	Values (\$)	
UNDERWEAR WOOL KNITTED	LB				3323
100 U KINGDOM	369	1733	2686	12058	
234 AUSTRALIA			1058	2323	
400 U STATES	426	1252	460	1438	
	795	2985	4204	15819	
CLOTHING WOOL WDMENS CHILURENS	LB				3324
100 U KINGDOM	18743	137343	53542	386393	
201 IRELAND	360	3088	371	3207	
234 AUSTRALIA	16	51	16	51	
327 FRANCE	80	11827	201	13767	
344 ITALY	15	128	15	128	
354 NETHRLNDS	46	223	1653	9107	
375 SWEDEN	14	337	127	1865	
376 SWITZRLND			9	106	
400 U STATES	2690	32184	7941	84974	
	21964	185181	63875	499598	
CLOTHING N O P WOOL	LB				3325
100 U KINGDOM	2143	13223	3051	20503	
317 CZECHO S	42	391	42	391	
354 NETHRLNDS			45	407	
376 SWITZRLND			431	6518	
400 U STATES	182	709	438	2076	
	2367	14323	4007	29895	
CLOTHING WOOL MENS OUTERWEAR	LB				3326
100 U KINGDOM	21616	134740	50913	254231	
335 GERMANY	110	404	110	404	
344 ITALY			12	78	
352 MEXICO			42	205	
354 NETHRLNDS	37	154	64	280	
376 SWITZRLND	3	23	3	23	
400 U STATES	3970	4611	4580	7405	
	25736	139932	55724	268626	
RELTING DF CAMELS HAIR					3341
BLANKETS N O P WOOL	LB				3342
100 U KINGDOM	43179	43906	135525	137907	
306 BELGIUM	44	65	44	65	
354 NETHRLNDS	8	15	32	52	
400 U STATES	162	300	370	736	
	43393	44286	135971	138760	
FELT PRESSED	LB				3343
100 U KINGDOM	3872	3772	8529	10166	
344 ITALY			5	52	
400 U STATES	4333	5587	11302	18353	
	8205	9359	19836	28571	
RUGS RAILWAY STEAMER AND AUTO	LB				3344
100 U KINGDOM	3638	7466	6071	11554	
400 U STATES			194	245	
	3638	7466	6265	11799	
WOOL MANUFACTURES N O P	LB				3345
100 U KINGDOM	3738	6746	6013	14346	
306 BELGIUM			343	556	
313 CHINA	567	3118	567	3118	
376 SWITZRLND			43	1075	
400 U STATES	1952	4799	10784	20303	
	6257	14663	17750	39398	
YARN SYNTHETIC ACETATE SINGLES	LB				3360
100 U KINGDOM	70707	56562	278588	215892	
306 BELGIUM			2454	2213	
344 ITALY			199	194	
400 U STATES	32713	28649	144678	127877	
	103420	85211	425919	346176	
YARNS SYNTHETIC SINGLES N O P	LB				3361
100 U KINGDOM	111952	79262	264455	185589	
306 BELGIUM			30000	30000	
327 FRANCE			223	272	
354 NETHRLNDS	26156	21625	37634	29076	
376 SWITZRLND	107578	67193	302454	187846	
400 U STATES	30447	27654	111641	97993	
	276133	195734	746407	530776	
YARNS THREADS SYNTHETIC N O P	LB				3362
100 U KINGDOM	30597	32022	64840	69276	
354 NETHRLNDS			5301	4526	
400 U STATES	57931	69271	237918	251978	
	88528	101293	308059	325780	
YARN SYNTHETIC FOP PILE FABRIC	LB				3363
100 U KINGDOM	5066	4709	14947	13215	
400 U STATES	108	103	108	103	
	5174	4812	15055	13318	
YARNS SYNTHETIC ACETATE TWIST	LB				3364
100 U KINGDOM	7	24	624	535	
400 U STATES	2622	8559	12651	23920	
	2629	8583	13275	24455	
STAPLE FIBRES SYNTHETIC	LB				3365
100 U KINGDOM	31331	12342	104351	39766	
305 AUSTRIA			299	83	
344 ITALY	62728	26429	62728	26429	
354 NETHRLNDS	139269	40073	139269	40073	
376 SWITZRLND	5197	1443	5197	1443	
400 U STATES	13723	9802	30492	17188	
	252248	90089	342336	124982	
TDPS OF SYNTHETIC FIBRES	LB				3366
100 U KINGDOM	28429	10418	53848	19921	
	28429	10418	53848	19921	
WASTE SHORT FIBRE SYNTHETIC	LB				3367
100 U KINGDOM	63139	13432	96815	20498	

IMPORTS INTO CANADA FOR CONSUMPTION

Articles and Countries from which Imported	MONTH OF MARCH 1950		THREE MONTHS ENDED MARCH 1950		Class Number
	Quantities	Values (\$)	Quantities	Values (\$)	
400 U STATES	37848	14243	186332	61805	
YARNS FROM POLYAMIDES NYLON	100987	27675	283147	82303	
100 U KINGDOM	LB				3368
400 U STATES	76	246	154	429	
YARN SYNTHETIC FOR TIRE FABRIC	1085	6707	5951	30559	
316 CUSA	1161	6953	6105	30988	
400 U STATES	LB				3369
KNITTED FABRIC SYNTHETIC FIBRE	199275	115605	363204	226243	
100 U KINGDOM	282295	171464	943773	562145	
400 U STATES	481570	287069	1306977	795388	
FABRICS SYNTHETIC FIBRE N O P	LB				3371
100 U KINGDOM	24353	40011	63235	98054	
306 BELGIUM	3271	11025	22010	60478	
327 FRANCE	27624	51036	85245	158532	
335 GERMANY	LB				3372
344 ITALY	130657	250233	381149	723915	
347 JAPAN	115	134	3011	4968	
354 NETHRLNDS	130	887	1611	8648	
376 SWITZRLND			44	141	
400 U STATES	1646	5381	2719	10000	
RIBBONS OF SYNTHETIC FIBRES	2015	2840	2015	2840	
100 U KINGDOM	526	2904	1485	5027	
317 CZECHO S	119551	334674	378260	1076007	
327 FRANCE	254640	597053	772610	1840770	
376 SWITZRLND					3373
400 U STATES		10873		20886	
GLOVES OF SYNTHETIC FIBRES		929		9413	
100 U KINGDOM	DZ PR				3380
317 CZECHO S	2301	12246	4315	22591	
327 FRANCE	925	3904	925	3904	
376 SWITZRLND	2	83	109	482	
400 U STATES	4880	6955	5255	7638	
SOCKS STOCKINGS SYNTHETIC FIBRE	19	356	54	943	
100 U KINGDOM	8127	23544	10658	35558	
317 CZECHO S	DZ PR				3382
327 FRANCE	809	5142	3165	9992	
376 SWITZRLND	3249	20324	6210	36715	
400 U STATES	4058	25466	9375	46707	
CLDTHING OF SYNTH FIBRE N O P	OZ				3383
100 U KINGDOM	45776	7840	71239	20502	
231 HONG KONG			419	379	
306 BELGIUM			135	90	
313 CHINA			128	105	
327 FRANCE	1275	756	3258	2260	
367 AZRES	88	107	88	107	
376 SWITZRLND	324	310	624	921	
400 U STATES	125740	47439	342591	125005	
DRESSES SYNTH WOMENS CHILDRENS	173203	56452	418482	149369	
100 U KINGDOM	OZ				3384
327 FRANCE	4578	6339	22238	18290	
375 SWEDEN	2399	10788	6418	16591	
376 SWITZRLND	557	1168	1580	4074	
400 U STATES	210	250	210	250	
UNDERWEAR KNITTED SYNTHETIC	104235	82168	284829	215170	
100 U KINGDOM	111979	100713	315275	254375	
327 FRANCE	LB				3385
375 SWEDEN	16786	45426	48211	128117	
376 SWITZRLND	1502	5577	4273	13655	
400 U STATES	18288	51003	52484	141772	
CURTAINS OF SYNTHETIC FIBRE	OZ				3390
100 U KINGDOM	215782	21648	389184	47377	
400 U STATES	54358	9605	522273	90931	
HANDKERCHIEFS SYNTHETIC FIBRE	270140	31253	911457	138308	
327 FRANCE	OZ				3391
400 U STATES	364	212	1520	745	
SYNTHETIC FIBRE MANUFACTRS N O P	364	212	1084	957	
100 U KINGDOM	OZ				3392
306 BELGIUM	64933	9975	206068	31200	
327 FRANCE	1744	316	1744	316	
344 ITALY	1008	304	10581	4473	
354 NETHRLNDS	294	288	4356	759	
376 SWITZRLND	656	451	656	451	
400 U STATES	82763	18362	284102	64970	
SYNTH FIBRE FOR ELEC APPARATUS	151398	29696	509235	102959	
100 U KINGDOM		831		831	
400 U STATES		1352		2776	
HAIR CLDTH		2183		3607	
100 U KINGDOM		6745		14998	
400 U STATES		254		909	
FILTER PRESS CLOTH OF HAIR		6999		15907	
KAPOK	CWT				3401
355 INDONESIA			441	17984	
400 U STATES	23	1099	389	15776	
	23	1099	830	33760	

IMPORTS INTO CANADA FOR CONSUMPTION

Articles and Countries from which Imported	MONTH OF MARCH 1950		THREE MONTHS ENDED MARCH 1950		Class Number	
	Quantities	Values (\$)	Quantities	Values (\$)		
MANILA FIBRE						
315 C RICA	CWT		1200	31898	3412	
355 INDONESIA	339	10102	339	10102		
364 PHIL	8309	242258	16083	437285		
400 U STATES	275	8129	5456	143019		
	8923	260489	23078	622304		
SISAL ISTLE TAMPICO FIBRE						
100 U KINGDOM	CWT		2000	34503	3413	
203 B E AFR	9629	161816	15315	245581		
306 BELGIUM			11	331		
309 BRAZIL	4410	70099	15419	234512		
316 CUBA	6163	76380	10192	129009		
338 HAITI	4287	70341	11236	176953		
352 MEXICO	23708	297816	57377	713658		
368 PORT AFR	3158	52524	4278	68204		
387 VENEZUELA	551	7095	551	7095		
400 U STATEB	1053	18496	42757	679000		
	52959	754567	159136	2288846		
VEGETABLE FIBRE N O P						
215 INDIA	CWT		54	665	3414	
306 BELGIUM	16	334	16	334		
309 BRAZIL	2	57	5	131		
352 MEXICO	7	160	7	160		
353 MOROCCO			663	4370		
400 U STATES	608	4304	2891	29107		
	641	5047	3636	34767		
GRASSES SEAWEED MOSSEB BAGASBE						
100 U KINGDOM		500		1120	3421	
231 HONG KONG		2949		3099		
347 JAPAN		165		676		
354 NETHRLNDS				234		
400 U STATES		25189		103654		
		28803		108783		
BINDER TWINE	CWT				3422	
COIR AND COIR YARN						
100 U KINGDOM	CWT	760	960	8832	3423	
215 INDIA			874	6385		
	760	6753	1834	15217		
MATS RUGS N O P OF COCOA FIBRE						
100 U KINGDOM	8Q YD		691	420	3424	
215 INDIA	8048	5492	26729	15079		
400 U STATES			111	60		
	8048	5492	27531	15559		
STRAW OR PAPER CARPETING RUGS						
100 U KINGDOM		50		1973	3425	
224 JAMAICA		66		66		
231 HONG KONG		20		266		
347 JAPAN		29148		29289		
400 U STATES		6756		6756		
		36040		38350		
VEGETABLE FIBRES FOR BRUSHES						
352 MEXICO	CWT	24	368	11808	3428	
400 U STATES	163	5332	349	13358		
	187	6037	717	25166		
MATS CUT PILE OF COCOA FIBRE						
100 U KINGDOM	8Q FY		2600	737	3429	
215 INDIA	40099	4563	207839	31859		
354 NETHRLNDS			1065	585		
	40099	4563	211504	33181		
WASTE FOR FURTHER PREPARATION						
100 U KINGDOM	CWT	2522	6098	118543	3451	
215 INDIA	191	3211	1144	18959		
234 AUSTRALIA	7	155	187	10331		
304 ARGENTINA	184	14362	1840	46975		
309 BRAZIL			931	20100		
327 FRANCE	282	3472	282	3472		
352 MEXICO			360	3429		
363 PERU			512	12234		
386 URUGUAY			192	16555		
400 U STATES	21739	320756	82750	1159400		
	24925	389017	94296	1409998		
WASTE FOR WIPING RAGS N O P						
100 U KINGDOM	CWT	346	1434	18494		3452
304 ARGENTINA	87	1587	140	2526		
306 BELGIUM	335	4691	335	4691		
316 CUBA	97	932	97	932		
354 NETHRLNDS	161	1958	841	10654		
400 U STATES	33196	267629	95771	705872		
	34222	261062	98618	743169		
WASTE GARNETTED READY FOR USE						
100 U KINGDOM	LB	18035	18035	5918	3453	
400 U STATES		180684	709798	82412		
		198719	727833	88330		
BATTS BATTING WADDING WOOL						
400 U STATES	LB	75	75	22	3454	
		75	75	22		
FISH NETS NETTINGS COMMERCIAL						
100 U KINGDOM		162160		424002	3460	
335 GERMANY				1881		
347 JAPAN		5600		13906		
354 NETHRLNDS		1500		2684		
400 U STATES		23226		94948		
		192486		537421		

IMPORTS INTO CANADA FOR CONSUMPTION

Articles and Countries from which Imported	MONTH OF MARCH 1950		THREE MONTHS ENDED MARCH 1950		Class Number
	Quantities	Values (\$)	Quantities	Values (\$)	
FISHING LINES COMMERCIAL	LB				3461
100 U KINGDOM	42789	30199	118016	81436	
354 NETHRLNDS			9918	3323	
400 U STATES	13125	7877	49941	32927	
	55914	38076	177875	117686	
CORDAGE OVER 1 IN CIRC N O P	LB				3462
CORDAGE MANILA OVER 1 IN CIRC	LB				3463
100 U KINGDOM	84251	20280	211380	50591	
354 NETHRLNDS	830	229	830	229	
400 U STATES	457	173	2223	942	
	85538	20682	214433	51762	
CORDAGE COMMERCIAL FISH NET	LB				3464
100 U KINGDOM	190244	45257	338995	82746	
306 BELGIUM	8759	2753	8759	2753	
354 NETHRLNDS	96337	27070	160275	43526	
400 U STATES	8962	2956	32541	12323	
	304302	78036	540570	141340	
CORDAGE VEG FIB OVER 1 IN CIRC	LB				3465
100 U KINGDOM	16442	9562	28222	16598	
400 U STATES	42089	6110	67951	14984	
	58531	15672	96173	31582	
COTTON FABRIC RUBBERIZED	LB				3472
100 U KINGDOM			1282	619	
400 U STATES	700	888	3143	2865	
	700	888	4425	3484	
COTTON WINDOW SHADE CLOTH	LB				3473
100 U KINGDOM	190	375	612	784	
400 U STATES			860	1362	
	190	375	1472	2146	
COTTON FABRICS COATED N O P	LB				3474
100 U KINGDOM	18891	19347	52437	59226	
327 FRANCE			5	27	
400 U STATES	50350	62138	177498	224285	
	69241	82485	229940	283538	
ARTISTS CANVAS COATED PREPARED					3475
100 U KINGDOM				1232	
400 U STATES		562		1328	
		562		2560	
CANVAS FLAX FOR TENTS AWNINGS	LB				3476
100 U KINGDOM	2465	1668	6351	4295	
400 U STATES	20	31	57	57	
	2485	1699	6408	4352	
FABRICS JUTE COATED					3478
100 U KINGDOM		2557		2557	
400 U STATES				91	
		2557		2648	
FABRICS VEG FIBRE COATED	LB				3479
100 U KINGDOM	3603	3425	5854	5212	
400 U STATES	6241	9652	38154	38673	
	9844	13077	44008	43885	
FABRICS FOR BRATTICE CLOTH					3480
100 U KINGDOM		10270		26387	
400 U STATES		51		224	
		10321		26611	
FABRICS SILK COATED					3481
100 U KINGDOM				31	
400 U STATES		2786		5790	
		2786		5821	
FABRICS WOOL COATED	LB				3483
100 U KINGDOM	1854	2795	1854	2795	
400 U STATES	13920	25573	39734	68034	
	15774	28368	41588	70829	
FABRICS SYNTHETIC FIBRE COATED					3484
100 U KINGDOM		395		635	
400 U STATES		7223		23965	
		7618		24600	
OILCLOTH FLOOR LINOLEUM	LB				3485
100 U KINGDOM	1856938	315585	5241320	888785	
400 U STATES	355415	63479	1086337	171080	
	2212353	379064	6327657	1059865	
OILCLOTH CARRIAGE SHELF TABLE	LB				3486
100 U KINGDOM	17819	14126	44690	25906	
400 U STATES	27930	24069	88067	74543	
	45749	38195	132757	100449	
TYPEWRITER RIBBONS	LB				3487
100 U KINGDOM	24	75	396	589	
400 U STATES	47	310	136	939	
	71	385	532	1528	
FABRICS COTTON TO COVER RUBBER					3488
100 U KINGDOM		5077		14395	
400 U STATES		6250		19978	
		11327		34373	
CORD TIRE FABRICS SYNTH FIBRE	LB				3489
316 CUBA			80175	53599	
400 U STATES	115515	81964	667225	492041	
	115515	81964	747400	545640	
STIFFENING FABRIC BISAL JUTE					3490
LACE EMBROIDERIES BOBBINET NOP					3501
100 U KINGDOM		48665		147820	
215 INDIA				40	
231 HONG KONG				16	
305 AUSTRIA		1649		1649	
306 BELGIUM		383		755	

IMPORTS INTO CANADA FOR CONSUMPTION

Articles and Countries from which Imported	MONTH OF MARCH 1950		THREE MONTHS ENDED MARCH 1950		Class Number
	Quantities	Values (\$)	Quantities	Values (\$)	
327 FRANCE		4 421 0		8 899 8	
335 GERMANY				45	
354 NETHRLNDS		1 62		1 62	
367 AZORES				528	
376 SWITZRLNO		2 062		6 254	
400 U STATES		13 038		61 808	
		11 016 9		30 807 5	
CORSETS GIRDLES BRABBIERES					3510
100 U KINGDOM		1 369		68 31	
327 FRANCE		313		313	
400 U STATES		4 819 4		8 056 2	
		4 987 6		8 770 6	
BRACES OR SUSPENDERS AND PARTS					3511
100 U KINGDOM		1 095		2 617	
327 FRANCE				854	
400 U STATES		5 733		2 489 2	
		6 828		2 836 3	
CHURCH VESTMENTS ANY MATERIAL					3512
100 U KINGDOM		225		1 224	
306 BELGIUM		20		211	
327 FRANCE		1 332		4 954	
400 U STATES		1 941		3 446	
		3 518		9 835	
GARMENTS KNITTED N O P	LB				3514
100 U KINGDDM	8 825 0	3 536 34	1 725 41	6 932 38	
305 AUSTRIA	53	948	65	1 067	
306 BELGIUM			34	319	
327 FRANCE	100	1 588	100	1 588	
344 ITALY	263	4 719	373	7 062	
347 JAPAN			426	1 405	
359 NORWAY			188	252	
376 SWITZRLNO	193	1 325	274	1 940	
400 U STATES	1 617 8	4 213 2	2 864 7	9 276 4	
	10 503 7	40 434 6	20 264 8	79 963 5	
GLOVES MITTS AND MITTENS N O P	OZ PR				3515
100 U KINGDOM	39	391	407	1 826	
327 FRANCE	11	172	21	252	
344 ITALY	4	58	4	58	
347 JAPAN	1 946	4 982	3 354	10 403	
400 U STATES	121	776	399	1 948	
	2 121	6 379	4 185	14 487	
BERETS OF WOOL KNITTED FULLED	OZ				3516
100 U KINGDOM	909	5 202	1 663	7 508	
317 CZECHD S	28	112	130	561	
327 FRANCE	354	1 328	603	2 753	
400 U STATES			63	357	
	1 291	6 642	2 459	11 179	
CAPS BONNETS BERETS N O P	OZ				3517
100 U KINGDOM	764	4 071	3 360	15 155	
327 FRANCE	354	1 745	1 027	4 756	
344 ITALY			15	118	
347 JAPAN			300	206	
376 SWITZRLNO			5	36	
400 U STATES	1 591	3 230	2 644	8 191	
	2 709	9 046	7 351	28 462	
HATS OF FUR FELT	OZ				3518
100 U KINGDOM	404	2 050 3	775	3 767 2	
306 BELGIUM	50	2 194	50	2 194	
317 CZECHO S			4	73	
327 FRANCE	18	891	26	1 385	
344 ITALY	191	15 475	274	22 258	
354 NETHRLNDS	1	35	1	35	
400 U STATES	25	1 678	100	6 681	
	689	40 776	1 230	70 298	
HATS OF WOOL FELT	OZ				3519
100 U KINGDOM	28	448	235	3 123	
400 U STATES	44	747	125	2 481	
	72	1 195	360	5 604	
HATS N O P	OZ				3521
100 U KINGDOM	31	1 277	65	3 179	
327 FRANCE	22	1 278	121	1 193 4	
344 ITALY	2	464	3	480	
354 NETHRLNDS	10	778	10	778	
367 AZORES			87	539	
400 U STATES	503	20 474	1 219	5 336 3	
	568	24 271	1 505	7 027 3	
FIREMENS SAFETY HELMETS					3522
100 U KINGDOM		183		183	
400 U STATES		9 221		21 149	
		9 404		21 332	
KNITTED GOODS N O P	LB				3524
100 U KINGDOM	356	2 018	576	2 516	
400 U STATES	1 436	3 330	8 260	14 970	
	1 792	5 348	8 836	17 486	
UNDERWEAR N O P KNITTED	LB				3525
CHENILLE YARNS AND CORDS	LB				3548
400 U STATES	195	701	257	782	
	195	701	257	782	
SOLES COTTON FOR FOOTWEAR					3549
USED BAGS OF VEGETABLE FIBRE					3550
400 U STATES				74	
				74	
BELTING N O P					3551
100 U KINGDOM		2 337		3 925	

IMPORTS INTO CANADA FOR CONSUMPTION

Articles and Countries from which Imported	MONTH OF MARCH 1950		THREE MONTHS ENDED MARCH 1950		Class Number
	Quantities	Values (\$)	Quantities	Values (\$)	
400 U STATES		9582		31088	
BLANKETS FOR PRINTING PRESSES		11919		35013	3552
100 U KINGDOM		844		2196	
400 U STATES		23939		101471	
BRAIOS CORDS FRINGES NOP		24783		103667	3553
100 U KINGDOM		1164		5077	
327 FRANCE		1191		2630	
335 GERMANY		373		543	
344 ITALY				64	
376 SWITZRLNO				214	
400 U STATES		9075		22984	
CARPETS N O P		11803		31512	3554
100 U KINGDOM	SQ FT		10758	3111	
306 BELGIUM	122324	29861	490897	109346	
317 CZECHO S			2265	1946	
344 ITALY	22617	5667	67221	19169	
352 MEXICO	1270	419	1270	419	
400 U STATES	3707	2291	9989	4552	
CRAPES BLACK MOURNING	149918	38238	582400	138543	3556
CURTAINS N O P					3557
100 U KINGDOM		9408		17431	
400 U STATES		356		4302	
FELT ADHESIVE FOR VESSELS		9764		21733	3558
100 U KINGDOM		147		147	
HAT BRAIDS NOT OVER 6 INCHES		147		147	3559
344 ITALY		2568		10796	
376 SWITZRLND		44833		155254	
400 U STATES		27134		87477	
HAT SWEATS CAP PEAKS AND BANDS		74535		253527	3560
100 U KINGDOM		1566		2890	
400 U STATES		47192		125946	
HOODS AND SHAPES OF FUR FELT		48758		128836	3561
100 U KINGDOM	00Z		3	71	
317 CZECHO S	69	1386	113	2578	
327 FRANCE			17	349	
344 ITALY	17	319	62	1227	
400 U STATES	92	729	119	1395	
HOODS AND SHAPES DF WOOL FELT		178	314	5620	3562
400 U STATES	00Z	46	254	88	
HOODS AND SHAPES KNITTED		46	254	88	3563
231 HONG KONG	00Z		1654	12749	
313 CHINA	1000	7072	3400	22424	
321 ECUADOR	105	1825	1642	14850	
344 ITALY	3261	24186	12885	91987	
347 JAPAN	1200	4394	2772	12369	
355 INOONESIA	2000	2096	9900	8852	
376 SWITZRLNO			29	483	
400 U STATES	2250	13733	9075	73129	
HOODS AND SHAPES N O P		9816	41357	236843	3564
100 U KINGDOM	DDZ		3	20	
327 FRANCE	2	153	3	202	
344 ITALY			119	1280	
400 U STATES	145	895	712	4252	
MATERIALS FDR HAT BRAIDS		147	837	5754	3565
SURGICAL DRESSINGS					3566
100 U KINGDOM		19897		60359	
400 U STATES		32565		107334	
ELASTIC WEBBING FOR MFRS		52462		167693	3567
100 U KINGDOM		2064		3383	
400 U STATES		13155		43883	
ELASTIC WEBRING N O P		15219		47266	3568
100 U KINGDDM		1359		3625	
400 U STATES		3321		17144	
WINDOW SHADES ON ROLLERS N O P		4680		20769	3569
400 U STATES				1361	
CORDED RIBBONS FOR MENS HATS				1361	3570
400 U STATES		22133		60689	
NONELASTIC FABRICS FOR GARTERS		22133		60689	3571
100 U KINGDOM				26	
400 U STATES		362		491	
FABRICS FOR CARD CLOTHING		362		517	3572
400 U STATES		1731		4368	
FIBRE OR TEXTILE PRODUCTS NOP		1731		4368	3573
100 U KINGDOM		167		167	
344 ITALY				171	

IMPORTS INTO CANADA FOR CONSUMPTION

Articles and Countries from which Imported	MONTH OF MARCH 1950		THREE MONTHS ENDED MARCH 1950		Class Number
	Quantities	Values (\$)	Quantities	Values (\$)	
400 U STATES				5 6 5	3 5 7 4
BRAIDED CORD 1 IN CIRC OR LESS		1 6 7		9 0 3	
100 U KINGDOM		7 1 2		2 6 4 3	
400 U STATES		1 5 3 8		3 7 5 9	
		2 2 5 0		6 4 0 2	

Articles and Countries from which Imported	MONTH OF MARCH 1950		THREE MONTHS ENDED MARCH 1950		Class Number
	Quantities	Values (\$)	Quantities	Values (\$)	
GROUP 4					
WOOD WOOD PRODUCTS AND PAPER					
CANE REED OR RATTAN					4002
215 INDIA				10	
231 HONG KONG		3568		4467	
335 GERMANY				739	
400 U STATES		11724		16268	
		15292		21544	
OSIERS WILLOWS AND BAMBOOS					4003
304 ARGENTINA				442	
309 BRAZIL		2420		2420	
400 U STATES		467		1115	
		2887		3977	
CORKWOOD UNMANUFACTURED					4011
366 PORTUGAL		32		261	
400 U STATES		2433		10332	
		2465		10593	
FENCE POSTS					4021
NO					
400 U STATES	160	84	758	299	
	160	84	758	299	
HICKORY BILLETS					4022
400 U STATES		12656		28040	
		12656		28040	
POLES TELEGRAPH AND PILING					4024
NO					
400 U STATES	8036	52302	17249	121156	
	8036	52302	17249	121156	
RAILWAY TIES					4025
NO					
400 U STATES	17151	51455	36341	99011	
	17151	51455	36341	99011	
LOGS ROUND UNMANUFACTURED NOP					4026
M FT					
381 ALASKA	2706	43867	3649	63118	
400 U STATES	9909	355493	26716	1058988	
	12615	399360	30365	1122106	
HANDLE SHINGLE BOLTS FELLOES					4032
400 U STATES		3274		22471	
		3274		22471	
HUR LAST WAGON OAR GUN BLOCKS					4033
400 U STATES		56729		168308	
		56729		168308	
WOOD TEN PIN BLOCKS ROUGH					4034
TEAK AMARANTH TROPICAL WOODS					4041
221 B GUIANA		4404		4404	
234 AUSTRALIA				5201	
309 BRAZIL				423	
316 CUBA		186		186	
320 DOM REP				79	
321 ECUADOR		5391		5391	
327 FRANCE				1886	
400 U STATES		8644		56218	
		18625		73788	
ASH WHITE					4042
M FT					
400 U STATES	248	12153	332	25096	
	248	12153	332	25096	
CEDAR					4043
M FT					
400 U STATES	101	15340	306	44885	
	101	15340	306	44885	
CHESTNUT					4044
M FT					
FIR					4045
M FT					
400 U STATES	150	24348	774	75428	
	150	24348	774	75428	
GUMWOOD					4046
M FT					
234 AUSTRALIA	2	222	2	222	
400 U STATES			64	9178	
	2	222	66	9400	
HEMLOCK					4047
M FT					
400 U STATES	3	211	19	1372	
	3	211	19	1372	
HICKORY					4048
M FT					
400 U STATES	6	1178	19	2515	
	6	1178	19	2515	
MAHOGANY					4049
M FT					
210 G COAST	17	2823	48	8565	
222 B HOND	40	11398	46	13957	
309 BRAZIL	22	5871	22	5871	
327 FRANCE			10	2671	
328 FR AFRICA	6	2000	6	2000	
339 HONDURAS	35	7750	130	32666	
364 PHIL	40	2509	184	11439	
400 U STATES	90	12708	134	26304	
	250	45059	580	103473	
OAK					4050
M FT					
347 JAPAN			34	6453	
400 U STATES	1587	229588	3984	571598	
	1587	229588	4018	578051	
PINE SOUTHERN YELLOW OR PITCH					4051
M FT					
400 U STATES	459	64205	1210	166355	
	459	64205	1210	166355	
PINE WHITE OR OTHER N D P					4052
M FT					
400 U STATES	654	51522	2260	181600	
	654	51522	2260	181600	
POPLAR					4053
M FT					
400 U STATES	51	10381	205	33633	
	51	10381	205	33633	

IMPORTS INTO CANADA FOR CONSUMPTION

Articles and Countries from which Imported	MONTH OF MARCH 1950		THREE MONTHS ENDED MARCH 1950		Class Number
	Quantities	Values (\$)	Quantities	Values (\$)	
REDWOOD 400 U STATES	M FT 32	5088	32	5088	4054
	32	5088	32	5088	
WALNUT 400 U STATES	M FT 152	29855	368	78005	4055
	152	29855	368	78005	
LUMBER AND TIMBER HARDWOOD N O P 400 U STATES	M FT 174	21920	502	60421	4056
	174	21920	502	60421	
LUMBER AND TIMBER N O P 400 U STATES	M FT 12	1135	36	2842	4057
	12	1135	36	2842	
HARDWOOD FLOORING 400 U STATES	M FT 671	86672	1813	228339	4058
	671	86672	1813	228339	
PINE PONDEROSA AND SUGAR 400 U STATES	M FT 1570	165170	3701	379518	4059
	1570	165170	3701	379518	
LATHS	M				4071
PICKETS PLAIN	M				4072
PLYWOOD GLUED OR CEMENTED 100 U KINGDOM 400 U STATES		17 16249		17 21652	4073
		16266		21669	
SHINGLES OF WOOD	SQ				4074
VENEERS OF ROSEWOOD ETC 400 U STATES		17423		52936	4075
		17423		52936	
VENEERS OF WOOD N O P 100 U KINGDOM 400 U STATES				184	4076
		76828		193787	
		76828		193971	
VENEERS OF WOOD TAPED JOINTED 400 U STATES		313		570	4077
		313		570	
VENEERS AUSTRALIAN BLACKWOOD 234 AUSTRALIA 400 U STATES		899		3205	4078
		899		1778	
		899		4983	
PLYWOOD FACED WITH METAL 400 U STATES		1606		3753	4079
		1606		3753	
BARK CRUDE FOR TANNERS USE 207 UN SO AFR	CWT 1118	4015	1118	4015	4081
	1118	4015	1118	4015	
FIREWOOD 400 U STATES	CORD 32	252	121	1267	4082
	32	252	121	1267	
PULPWOOD 400 U STATES	CORD 156	2550	22178	439834	4083
	156	2550	22178	439834	
SAWDUST OF WOOD OF ALL KINDS 400 U STATES		4131		10240	4084
		4131		10240	
BARRELS EMPTY SLACK	NO				4090
BARRELS EMPTY TIGHT 400 U STATES	NO 16731	50647	47768	139811	4091
	16731	50647	47768	139811	
STAVES HEADINGS POPLAR ROUGH					4093
STAVES OAK SAWN SPLIT OR CUT 400 U STATES	M 224	65026	517	91401	4094
	224	65026	517	91401	
STAVES ROUGH SAWN N O P	M				4095
STAVES 5 EIGHTHS INCH OR OVER	M				4096
STAVES N O P 400 U STATES	M 151	9275	360	22281	4097
	151	9275	360	22281	
WOODEN PAILS AND TUBS 400 U STATES				329	4098
				329	
HOOPS HEADS AND LINERS OF WOOD 400 U STATES		18173		49259	4099
		18173		49259	
CORK SLABS BOARDS TILES N O P 366 PORTUGAL 400 U STATES		266		266	4101
		107		210	
		373		476	
CORKS THREE FOURTHS IN OR LESS 366 PORTUGAL 372 SPAIN 400 U STATES	LB 634	696	1907	2481	4102
	622	420	4121	3973	
	11	174	52	534	
	1267	1290	6080	6988	
CORKS OVER THREE FOURTHS INCH 100 U KINGDOM 366 PORTUGAL 372 SPAIN 400 U STATES	LB 6417	7356	56	60	4103
	3179	3075	11784	12422	
	6586	5961	8404	8625	
	16742	16492	17476	16345	
			38230	37452	

IMPORTS INTO CANADA FOR CONSUMPTION

Articles and Countries from which Imported	MONTH OF MARCH 1950		THREE MONTHS ENDED MARCH 1950		Class Number
	Quantities	Values (\$)	Quantities	Values (\$)	
CORK SLABS BOARDS FOR MFRS					41104
353 MOROCCO		1008		1008	
354 NETHRLNDS				1109	
366 PORTUGAL		28091		60618	
372 SPAIN		1201		91272	
400 U STATES		194225		381948	
		224525		535955	
MANUFACTURES OF CORKWOOD N O P					41105
100 U KINGDOM		13801		17263	
344 ITALY				1409	
366 PORTUGAL		2586		4807	
372 SPAIN		5239		5802	
400 U STATES		16718		60445	
		38344		89726	
BICYCLE RIM STRIPS OF MAPLE					41111
BILLETS OF WOOD FOR BATS					41112
400 U STATES		6658		18805	
		6658		18805	
GUN STOCKS OF WALNUT ROUGH					41113
400 U STATES		15594		15594	
		15594		15594	
WOOD HANDLES FOR AGRIC IMPL					41114
400 U STATES		22520		43506	
		22520		43506	
HANDLES OF WOOD N O P					41118
100 U KINGDOM		310		548	
400 U STATES		20402		70459	
		20712		71007	
SHAFTS OR HEADS FOR GOLF CLUBS					41119
400 U STATES		4029		11227	
		4029		11227	
LASTS OF WOOD					41120
400 U STATES		1100		4832	
		1100		4832	
MEXICAN SADDLE TREES STIRRUPS					41121
400 U STATES		1966		5363	
		1966		5363	
SPOKES HICKORY OAK ROUGH					41122
WALKING STICKS AND CANES					41125
100 U KINGDOM		102		987	
327 FRANCE				51	
347 JAPAN		175		175	
400 U STATES		76		1030	
		353		2243	
SULPHITE PULP BL DISSOLVING	CWT				41130
400 U STATES			4648	43914	
			4648	43914	
SODA PULP	CWT				41131
SULPHITE PULP UNBLEACHED	CWT				41132
400 U STATES	46846	203992	137221	611098	
	46846	203992	137221	611098	
SULPHITE PULP BLEACHED N O P	CWT				41133
400 U STATES	9756	59938	27730	169972	
	9756	59938	27730	169972	
SULPHATE OR KRAFT PULP	CWT				41134
400 U STATES	5576	33457	14597	90258	
	5576	33457	14597	90258	
WOOD PULP MECHANICAL	CWT				41135
PULP OF STRAW OR VEG FIRRE NOP	CWT				41136
100 U KINGDOM			56	1274	
400 U STATES	11381	84374	26374	202942	
	11381	84374	26430	204216	
BOBBINS SHUTTLES AND SPOOLS					41141
100 U KINGDOM		3815		3815	
400 U STATES		22438		60380	
		26253		64195	
CASKETS COFFINS AND METAL PTS					41142
400 U STATES		15619		51885	
		15619		51885	
CHARCOAL MADE FROM WOOD	TON				41143
400 U STATES	62	3811	132	8075	
	62	3811	132	8075	
CHURNS N O P WASHROAPDS					41144
100 U KINGDOM		148		814	
400 U STATES		1250		3353	
		1398		4167	
CLOTHES PINS AND PARTS	GROSS				41145
317 CZECHO S			5010	1507	
318 DENMARK	3000	870	3600	1080	
400 U STATES	405	354	511	627	
	3405	1224	9121	3214	
CRUTCHES OR STAFFS					41146
400 U STATES		2331		5010	
		2331		5010	
CURTAIN STRETCHERS					41147
400 U STATES		345		570	
		345		570	
DOORS WOOD 6 FT X 2 FT OR OVER	NO				41148
400 U STATES	42	582	200	5213	
	42	582	200	5213	

IMPORTS INTO CANADA FOR CONSUMPTION

Articles and Countries from which Imported	MONTH OF MARCH 1950		THREE MONTHS ENDED MARCH 1950		Class Number
	Quantities	Values (\$)	Quantities	Values (\$)	
EXCELSIOR OR WOOD WOOL					4149
FIBRE AND MANUFACTURES N O P					4150
100 U KINGDOM		1388		2543	
375 SWEDEN		1423		1423	
400 U STATES		73383		210116	
		76194		214082	
FURNITURE MAINLY OF WOOD					4151
100 U KINGDOM		27436		47829	
215 INDIA				230	
231 HONG KONG		668		4132	
234 AUSTRALIA				543	
306 BELGIUM		451		4575	
317 CZECHO S		1145		1145	
327 FRANCE		97		2815	
344 ITALY		1865		9537	
347 JAPAN		37		37	
354 NETHRLNDS		160		218	
359 NORWAY		318		318	
375 SWEDEN		2812		3154	
376 SWITZRLND				15	
400 U STATES		119254		332759	
		154243		407307	
MATCHES OF WOOD					4152
400 U STATES		166		166	
		166		166	
MOULDINGS OF WOOD					4153
317 CZECHO S		41		440	
400 U STATES		3009		6605	
		3050		7045	
SKIS RACQUETS AND FRAMES BATS					4154
100 U KINGDOM		394		1874	
216 PAKISTAN		1488		3240	
234 AUSTRALIA		2531		2665	
306 BELGIUM		1410		1464	
327 FRANCE		64		1523	
347 JAPAN				453	
354 NETHRLNDS				10	
359 NORWAY		47		1510	
375 SWEDEN		12		1426	
376 SWITZRLND				622	
400 U STATES		648		5865	
		6594		20652	
WINDOW SASH OF WOOD					4155
400 U STATES		1945		4485	
		1945		4485	
WOOD BOXES CRATES AND SHOOKS					4156
100 U KINGDOM		34		189	
400 U STATES		36706		58123	
		36740		58312	
MANUFACTURES OF WOOD N O P					4157
100 U KINGDOM		4234		13733	
215 INDIA		21		21	
216 PAKISTAN				178	
231 HONG KONG		346		720	
234 AUSTRALIA		43		43	
306 BELGIUM		234		3675	
313 CHINA				50	
317 CZECHO S				753	
327 FRANCE		213		1497	
335 GERMANY		2622		5908	
344 ITALY		2183		2241	
347 JAPAN		1884		7643	
354 NETHRLNDS				68	
359 NORWAY		1719		4031	
365 POLAND		60		60	
375 SWEDEN				1449	
376 SWITZRLND		57		267	
400 U STATES		134705		390703	
		148321		433040	
BOWLS TRAYS AND DISHES OF WOOD					4158
231 HONG KONG				12	
306 BELGIUM		1038		1038	
327 FRANCE				744	
335 GERMANY				404	
344 ITALY		92		92	
400 U STATES		447		586	
		1577		2876	
CARD STOCK BRISTOL BOARD	LB				4161
100 U KINGDOM		15776		15776	
400 U STATES		121625		151340	
		137401		31242	
		26685		167116	
				33193	
CHIPBOARD NEWS BOARD	LB				4162
400 U STATES				6630	
				455	
LEATHER BOARD LEATHEROID MFRS	LB				4163
100 U KINGDOM		4796		7056	
400 U STATES		6034		23589	
		10830		29608	
		8517		31227	
MILLBOARD AND BINDERS BOARD	LB				4164
400 U STATES		740088		2222006	
		49797		160856	
		740088		2222006	
		49797		160856	
PULPHOARD FOR MFR OF WALLBOARD	LB				4165
400 U STATES		1917995		4841090	
		84519		213830	
		1917995		4841090	
		84519		213830	

IMPORTS INTO CANADA FOR CONSUMPTION

Articles and Countries from which Imported	MONTH OF MARCH 1950		THREE MONTHS ENDED MARCH 1950		Class Number
	Quantities	Values (\$)	Quantities	Values (\$)	
PULPBOARD TO WRAP ROLLS PAPER 400 U STATES	LB 43849	2181	43849	2181	4166
STRAWBOARD 400 U STATES	LB 950	93	2285	193	4167
TEST BOARD FOR CONTAINERS	LB		2285	193	4168
WALLBOARD BUILDING BOARD 100 U KINGDOM 400 U STATES	LB 1842146	83520	319 6591011	157 219025	4169
PULPBOARD OTHER FIBREBOARD NOP 100 U KINGDOM 400 U STATES	LB 5919 299014	1604 45146	8310 934530	2328 131340	4170
ELECTRIC INSULATING PRESSBOARD 100 U KINGDOM 400 U STATES	LB 128948	29356	4746 262534	1065 61830	4171
FELTBOARD ROOF FELT NOT COATED 400 U STATES	LB 128948	29356	267280	62895	4172
PRESSBOARD N O P 100 U KINGDOM 400 U STATES	LB 1444222	43055	2044862	62951	4173
SHOEBOARDS 400 U STATES	LB 107734	26668	1074 347421	180 78606	4174
PAPERBOARD FOR SHOEBOARDS 400 U STATES	LB 112733	22610	348495	78786	4175
ENAMELLED PAPER 400 U STATES	LB 4439	764	171849	43849	4178
CARBON PAPER 100 U KINGDOM 400 U STATES	LB 4439	764	171849	43849	4179
ROTOGRAVURE PRINTING PAPER 400 U STATES	LB 5342	1060	95662	14741	4180
BOOK PAPER FOR PERIODICALS 400 U STATES	LB 5342	1060	95662	14741	4181
BOOK PRINTING LITHO PAPER NOP 100 U KINGDOM 400 U STATES	LB 3015	3169	5342	1060	4182
BOOK PRINTING PAPER COATED NOP 100 U KINGDOM 400 U STATES	LB 22462	18751	7887	9468	4183
COATED PAPERS FOR PERIODICALS	LB 25477	21920	58170	52553	4184
COVER PAPERS NOT PASTED COATED 400 U STATES	LB 442	84	66057	62021	4185
COVER PAPERS PASTED COATED 100 U KINGDOM 400 U STATES	LB 264181	19905	442	84	4186
SURFACE COATED PAPER N O P 100 U KINGDOM 306 BELGIUM 400 U STATES	LB 8997	941	442	84	4187
NEWSPRINT PAPER	LB 243304	37363	442	84	4188
WAXED PAPER IN PACKAGE FORM 400 U STATES	LB 252301	38304	442	84	4189
WAXED PAPER FOR WRAPPING N O P 400 U STATES	LB 24	58	442	84	4190
GREASEPROOF AND GLASSINE PAPER 100 U KINGDOM 400 U STATES	LB 100317	20316	442	84	4191
TISSUE WRAPPING PAPER 400 U STATES	LB 100341	20374	442	84	4192
VEGETABLE PARCHMENT PAPER 400 U STATES	LB 8529	2074	442	84	4193
WAXED PAPER N O P	LB 8529	2074	442	84	4194
WRAPPING PAPER KRAFT 400 U STATES	LB 1042	391	442	84	4195
WRAPPING PAPER OILED COATED 400 U STATES	LB 33830	8566	442	84	4196
WRAPPING PAPER ALL KINDS N O P 100 U KINGDOM	LB 34872	8957	442	84	4197

IMPORTS INTO CANADA FOR CONSUMPTION

Articles and Countries from which Imported	MONTH OF MARCH 1950		THREE MONTHS ENDED MARCH 1950		Class Number
	Quantities	Values (\$)	Quantities	Values (\$)	
327 FRANCE			400	186	
400 U STATES	17615	3343	26971	5366	
	19773	3698	32217	6687	
DUPLEX BACKING PAPER	LB				4198
400 U STATES	35455	14052	125262	51440	
	35455	14052	125262	51440	
IMITATION PARCHMENT WRAPPING	LB				4199
WRAPPER SHEETS AND HEADS	LB				4200
BOND AND LEDGER PAPERS UN CUT	LB				4201
100 U KINGDOM	1576	250	1576	250	
400 U STATES	39945	11283	146609	33104	
	41521	11533	148185	33354	
ENVELOPES	M				4202
100 U KINGDOM	50	116	88	694	
400 U STATES	766	6721	1265	9802	
	816	6837	1353	10496	
ONION SKIN AND MANIFOLD PAPER	LB				4203
100 U KINGDOM			13715	2548	
335 GERMANY	5885	2123	5885	2123	
400 U STATES	17585	13595	51291	40871	
	23470	15718	70891	45542	
BOXED PAPER AND PAPERETERIES	LB				4204
100 U KINGDOM	373	508	821	736	
318 DENMARK	1935	580	1935	580	
327 FRANCE	275	358	453	495	
335 GERMANY	3799	1189	3799	1189	
400 U STATES	7907	6488	14277	10263	
	14289	9123	21285	13263	
HAND MADE PAPER 40 C OR OVER	LB				4205
100 U KINGDOM			574	410	
			574	410	
WASTE PAPER	CWT				4209
400 U STATES	88435	93779	205441	217339	
	88435	93779	205441	217339	
ELECTRIC CABLE INSULATG PAPER	LB				4210
400 U STATES	138833	65665	482272	218218	
	138833	65665	482272	218218	
PHOTOGRAPHERS PAPERS					4211
100 U KINGDOM		2761		7535	
306 BELGIUM		2930		7528	
347 JAPAN				74	
400 U STATES		107707		264426	
		113398		279563	
BLOTTING PAPER NOT PRINTED	LB				4212
400 U STATES	7244	2347	39885	13339	
	7244	2347	39885	13339	
CIGARETTE PAPER UNGUMMED	LB				4213
400 U STATES	79614	41501	250241	140525	
	79614	41501	250241	140525	
CIGARETTE PAPER GUMMED ROLLS	LB				4214
CIGARETTE PAPERS IN PACKETS	M				4215
327 FRANCE	320	3836	928	11374	
	320	3836	928	11374	
CREPE PAPER DECORATIVE ROLLS	LB				4216
400 U STATES	1822	648	15198	5940	
	1822	648	15198	5940	
GUMMED PAPER	LB				4217
100 U KINGDOM	27769	5500	45717	8880	
400 U STATES	44683	19255	147043	60721	
	72452	24755	192760	69601	
HANGINGS OR WALL PAPER	LB				4218
100 U KINGDOM	6231	1220	17877	4054	
327 FRANCE	253	113	253	113	
400 U STATES	23899	7332	58317	22373	
	30383	8665	76447	26540	
PAPER FOR SHOT SHELLS GUN WADS	LB				4219
100 U KINGDOM			601	513	
400 U STATES	1229	378	44703	9276	
	1229	378	45304	9789	
PAPIERMACHE WARE N O P	LB				4220
400 U STATES	350	79	416	101	
	350	79	416	101	
PAPER FOR PLAYER PIANO ROLLS	LB				4221
PAPER DECALCOMANIA	LB				4222
100 U KINGDOM	653	156	12174	2933	
400 U STATES	7345	4563	17846	9368	
	7998	4719	30020	12301	
PAPER MATRIX FOR PRINTING	LB				4223
400 U STATES	98897	33166	232196	75755	
	98897	33166	232196	75755	
PAPER MATTING FOR MFRS	LB				4224
400 U STATES	36623	16118	68445	30127	
	36623	16118	68445	30127	
PAPER PHOTO BARYTA COATED	LB				4225
400 U STATES	83985	35013	199889	84477	
	83985	35013	199889	84477	
SHINGLES OF PAPER OR FELT	LB				4226
ROOFING SHEATHING PAPER PREPRD	LB				4227
100 U KINGDOM			13532	1261	
400 U STATES	317755	20363	722043	59726	
	317755	20363	735575	60987	

IMPORTS INTO CANADA FOR CONSUMPTION

Articles and Countries from which Imported	MONTH OF MARCH 1950		THREE MONTHS ENDED MARCH 1950		Class Number
	Quantities	Values (\$)	Quantities	Values (\$)	
TISSUE PAPER N O P 100 U KINGDOM 400 U STATES	LB 897 6864 7761	286 1623 1909	897 70014 70911	286 10308 10594	4228
TOILET PAPER 400 U STATES	LB 67402 67402	10223 10223	101529 101529	15055 15055	4229
TOWELS AND NAPKINS PLAIN 400 U STATES	LB 9218 9218	13180 13180	43059 43059	39367 39367	4230
WAXED STENCIL PAPER 100 U KINGDOM 400 U STATES	LB 37327 2053 39380	30233 2125 32358	95647 10705 106352	76823 14286 91109	4231
ALL KINDS OF PAPER N O P 100 U KINGDOM 313 CHINA 354 NETHRLNDS 400 U STATES	LB 11921 35082 242874 289877	1565 6190 47224 54979	52728 181 35082 932064	7558 538 6190 17246 191532	4232
TISSUE PAPER FOR STENCILS 400 U STATES	LB 7592 7592	1483 1483	9515 9515	2049 2049	4233
FACIAL TISSUES HANDKERCHIEFS 400 U STATES	LB 584772 584772	95667 95667	1642691 1642691	265083 265083	4234
PAPER NAPKINS N O P 100 U KINGDOM 318 DENMARK 400 U STATES	LB 3497 3115 65528 72140	1871 1916 26756 30543	6763 3115 101846 111724	3097 1916 35089 40102	4235
CARBONIZING TISSUE PAPER 100 U KINGDOM 400 U STATES	LB 17414 17382 34796	10045 4438 14483	66735 41808 108543	36452 11916 48368	4236
CABLE INSULATING PAPER N O P 100 U KINGDOM 400 U STATES	LB 11570 387 11957	1088 124 1212	11570 3844 15414	1088 1142 2230	4237
CASH REGISTER PAPER 400 U STATES	LB 504 504	126 126	2792 2792	558 558	4238
FILTER PAPER 400 U STATES	LB 30230 30230	30924 30924	122148 122148	125262 125262	4239
TABULATING PAPER AND STOCK 400 U STATES	LB 220313 220313	25118 25118	1046614 1046614	116282 116282	4240
BAGS AND SACKS OF PAPER 100 U KINGDOM 400 U STATES	LB 220 75851 76071	132 12434 12566	7366 165933 173299	1646 24048 25694	4241
PAPER PROTECTORS FOR PLANTS 400 U STATES		987 987		10791 10791	4242
CONTAINERS PAPERBOARD N O P 100 U KINGDOM 327 FRANCE 375 SWEDEN 400 U STATES	LB 235 1149 141547 142931	203 449 61561 68213	994 698 1149 418309	637 1001 449 138931 141018	4243
MILK BOTTLE CAPS OF PAPER 400 U STATES		965 965		1978 1978	4244
PAPER TUBES AND CONES FOR YARN 100 U KINGDOM 400 U STATES	LB 1920 40993 42913	803 9342 10145	6119 71974 78093	1855 21454 23309	4245
PAPER PATTERNS BOOT AND SHOE 400 U STATES		3643 3643		13232 13232	4246
POCKET SPUTUM CUPS AND REFILLS 400 U STATES		175 175		175 175	4247
TWINE YARN PAPER FOR FURNITURE 400 U STATES	LB 974 974	216 216	1807 1807	373 373	4248
WINDOW BLINDS OF PAPER 400 U STATES				282 282	4251
MANUFACTURES OF PAPER N O P 100 U KINGDOM 231 HONG KONG 317 CZECHO S 318 DENMARK 327 FRANCE 335 GERMANY 344 ITALY 347 JAPAN 375 SWEDEN 400 U STATES		10005 647 32 84 32 39 207		31723 1404 194 32 737 359 39 1675 189 672405 708757	4252
PAPER CORES 400 U STATES	LB 347784 347784	9953 9953	629922 629922	30311 30311	4253

IMPORTS INTO CANADA FOR CONSUMPTION

Articles and Countries from which Imported	MONTH OF MARCH 1950		THREE MONTHS ENDED MARCH 1950		Class Number
	Quantities	Values (\$)	Quantities	Values (\$)	
PAPER CUPS DISHES TABLEWARE					
100 U KINGDOM				43	4254
400 U STATES		448		659	
		448		702	
PAPER OOILIES AND LACE PAPER	LB				4255
100 U KINGDOM	7803	4364	24876	13052	
400 U STATES	53083	19883	106240	40146	
	60886	24247	131116	53198	
PAPER NOVELTIES FLOWERS GAMES					4256
100 U KINGDOM				186	
317 CZECHO S				358	
344 ITALY		870		870	
347 JAPAN		1795		8982	
400 U STATES		1613		3292	
		4278		13688	
PAPER PATTERNS N O P					4257
400 U STATES		36892		88458	
		36892		88458	
SHIPPING CONTAINERS	LB				4258
400 U STATES	304323	31482	1122853	122477	
	304323	31482	1122853	122477	
TRAYS FOR PACKAGING APPLES	LB				4259
400 U STATES			11488	1766	
			11488	1766	
ARTISTS PROOF ETCHINGS					4261
327 FRANCE				70	
400 U STATES		1390		1765	
		1390		1835	
ADMIRALTY CHARTS MANUSCRIPTS					4262
100 U KINGDOM		498		1362	
327 FRANCE				14	
400 U STATES		867		2632	
		1365		4008	
BLUEPRINTS NDP AND HYDRO PLANS					4263
100 U KINGDOM		6767		10294	
327 FRANCE				59	
400 U STATES		180085		419172	
		186852		429525	
MUSIC FOR MECHANICAL PIANOS					4264
400 U STATES		421		912	
		421		912	
MUSIC PRINTED					4265
100 U KINGDOM		1787		5798	
306 BELGIUM				25	
327 FRANCE		661		2021	
376 SWITZRLNO				283	
400 U STATES		39987		105926	
		42435		114053	
NEWSPAPERS OR COMIC SECTIONS					4266
400 U STATES		13838		54731	
		13838		54731	
MAGAZINES NEWSPAPERS UNBOUND					4267
100 U KINGDOM		5339		9604	
207 UN SO AFR		777		777	
234 AUSTRALIA		143		143	
306 BELGIUM		200		200	
327 FRANCE		1648		5606	
400 U STATES		1332596		3665915	
		1340703		3682245	
PHOTOGRAPHS NEWS ILLUSTRATION					4268
100 U KINGDOM				15	
400 U STATES		6755		19782	
		6755		19797	
PHOTOGRAPHS CHROMOS N O P					4269
100 U KINGDOM		18163		31980	
231 HONG KONG				171	
327 FRANCE		470		640	
344 ITALY		33		33	
352 MEXICO		105		232	
354 NETHRLNOS		1422		1970	
376 SWITZRLNO				521	
400 U STATES		155910		370711	
		176103		406258	
TRANSFERS FOR CHINAWARE					4270
100 U KINGDOM		37		118	
400 U STATES		3863		7756	
		3900		7874	
PHOTOGRAPHS FOR REPRODUCTION					4271
100 U KINGDOM				186	
327 FRANCE		184		184	
400 U STATES		9644		36478	
		9828		36848	
PAPER FOR DUPLICATING MACHINES	LB				4290
400 U STATES	7927	6079	10208	9248	
	7927	6079	10208	9248	
ADVERTISING AND PRINTED MATTER	LB				4291
100 U KINGDOM	29198	27322	70079	69473	
231 HONG KONG			100	70	
234 AUSTRALIA	512	305	827	467	
306 BELGIUM			115	141	
317 CZECHO S	82	73	82	73	
327 FRANCE	6697	1832	12289	5313	
335 GERMANY	28	34	135	133	
344 ITALY			199	105	
354 NETHRLNDS	896	600	1636	1154	
366 PORTUGAL			20	47	

IMPORTS INTO CANADA FOR CONSUMPTION

Articles and Countries from which Imported	MONTH OF MARCH 1950		THREE MONTHS ENDED MARCH 1950		Class Number
	Quantities	Values (\$)	Quantities	Values (\$)	
375 SWEDEN	178	271	2341	1684	
376 SWITZRLND	60	41	3019	3383	
400 U STATES	459088	371516	1264645	1090755	
	496739	401994	1355487	1172798	
BANK NOTES PRINTED MATTER NOP					4292
100 U KINGDOM		1692		7690	
231 HONG KONG				152	
234 AUSTRALIA				115	
236 NEW ZEAL		34		34	
327 FRANCE				120	
335 GERMANY		33		488	
376 SWITZRLND				667	
380 USSR				271	
381 ALASKA				275	
400 U STATES		97319		268788	
		99078		278600	
CARDS FOR PLAYING	PACK				4293
100 U KINGDOM	144	67	144	67	
400 U STATES	33072	11567	102354	28153	
	33216	11634	102498	28220	
HAND MADE DRAWINGS OR DESIGNS					4294
100 U KINGDOM		64		64	
400 U STATES		6906		30661	
		6970		30725	
LABELS TAGS TICKETS					4295
100 U KINGDOM		478		2044	
366 PORTUGAL				55	
400 U STATES		15377		35337	
		15855		37436	
PICTORIAL POST CARDS FOLDERS	LB				4296
100 U KINGDOM	1358	982	3185	3031	
327 FRANCE	82	356	82	356	
344 ITALY	70	193	70	193	
400 U STATES	12412	11427	37706	44688	
	13922	12958	41043	48268	
BIBLES PRAYER BOOKS HYMN BOOKS					4301
100 U KINGDOM		18305		49555	
201 IRELAND		45		45	
234 AUSTRALIA				110	
304 ARGENTINA				10	
306 BELGIUM		16450		44109	
317 CZECHO S		68		1169	
327 FRANCE		14133		33247	
335 GERMANY		1333		2739	
344 ITALY		3352		26492	
354 NETHRLNDS		66		976	
360 ISRAEL				400	
376 SWITZRLND		181		1002	
400 U STATES		139431		388053	
		193364		547907	
BLANK BOOKS RULED OR PLAIN					4302
100 U KINGDOM		681		1186	
231 HONG KONG		142		142	
400 U STATES		542		1281	
		1365		2609	
BOOKS OVER 12 YEARS OLD					4303
100 U KINGDOM		723		1440	
400 U STATES		388		978	
		1111		2418	
TEXT BOOKS FOR SCHOOLS COLLEGE					4305
100 U KINGDOM		19532		56484	
234 AUSTRALIA		10		150	
305 AUSTRIA		10		10	
306 BELGIUM		112		1551	
318 DENMARK				100	
327 FRANCE		5010		16038	
335 GERMANY		244		300	
341 ICELAND				500	
344 ITALY				1934	
352 MEXICO		25		25	
354 NETHRLNDS				47	
376 SWITZRLND		221		389	
400 U STATES		236352		568971	
		261516		646499	
BOOKS NOVELS FICTION					4306
100 U KINGDOM		357		702	
400 U STATES		34082		112737	
		34439		113439	
BOOKS SCIENCE FOR LIBRARIES					4307
100 U KINGDOM		11119		27205	
207 UN SO AFR		43		43	
234 AUSTRALIA		1018		1043	
236 NEW ZEAL		911		911	
306 BELGIUM		496		976	
327 FRANCE		1162		6816	
335 GERMANY		38		190	
354 NETHRLNDS		124		324	
375 SWEDEN		221		256	
376 SWITZRLND		1478		2422	
400 U STATES		228750		566060	
		245360		606246	
BOOKS GOVERNMENT ASSOCIATION					4308
100 U KINGDOM		1270		5763	
327 FRANCE		1092		3756	

IMPORTS INTO CANADA FOR CONSUMPTION

Articles and Countries from which Imported	MONTH OF MARCH 1950		THREE MONTHS ENDED MARCH 1950		Class Number
	Quantities	Values (\$)	Quantities	Values (\$)	
354 NETHRLNDS		147		147	
400 U STATES		2207		9397	
		5516		19063	
FREIGHT RATES FOR RAILWAYS					
100 U KINGDOM		52		135	4309
400 U STATES		1373		5001	
		1425		5136	
BOOKS PRINTED PERIODICALS NOP					4310
100 U KINGDOM		56062		149964	
231 HONG KONG				36	
234 AUSTRALIA				71	
306 BELGIUM		10		10	
327 FRANCE		431		860	
354 NETHRLNDS				385	
375 SWEDEN		43		43	
376 SWITZRLND		4045		4045	
380 USSR		139		1826	
400 U STATES		472599		1274259	
		533329		1431499	
BOOKS FOREIGN LANGUAGE					4311
100 U KINGDOM		306		335	
231 HONG KONG				116	
306 BELGIUM		1842		3704	
326 FINLAND		26		122	
327 FRANCE		33815		115116	
335 GERMANY		90		245	
340 HUNGARY				44	
344 ITALY				69	
352 MEXICO				63	
354 NETHRLNDS		30		30	
359 NORWAY				10	
375 SWEDEN		662		896	
376 SWITZRLND		396		2906	
380 USSR		148		279	
400 U STATES		48040		77883	
		85355		201818	

Articles and Countries from which Imported	MONTH OF MARCH 1950		THREE MONTHS ENDED MARCH 1950		Class Number
	Quantities	Values (\$)	Quantities	Values (\$)	
GROUP 5					
IRON AND ITS PRODUCTS					
IRON ORE	TON				
100 U KINGDOM			11	643	5001
400 U STATES	529	6045	11331	59308	
	529	6045	11342	59951	
FERRO TUNGSTEN	CWT				5010
PIG IRON FOR AGRIC IMPLEMENTS	TON				5011
PIG IRON N O P	TON				5012
100 U KINGDOM			56	2511	
400 U STATES	51	2399	223	11584	
	51	2399	279	14095	
FERRO MANG UNDER	CWT				5013
1 PC SILICON					
100 U KINGDOM			67	417	
400 U STATES	67	417	806	12267	
	666	7514	873	12684	
SILICO MANG OVER	CWT				5014
1 PC SILICON					
400 U STATES	1235	4602	1270	4910	
	1235	4602	1270	4910	
FERRO SILICON	CWT				5015
400 U STATES	12	167	1195	11396	
	12	167	1195	11396	
ALLOYS N O P FOR	CWT				5018
MFR OF STEEL					
100 U KINGDOM			578	8830	
400 U STATES	281	7529	3036	106702	
	281	7529	3614	115532	
BILLETS BESSEMER FOR TUBES	TON				5019
INGOTS COGGED BLOOM8 SLABS NOP	TON				5020
100 U KINGDOM			1	263	
400 U STATES	2	1103	9	2960	
	3	1366	10	3223	
INGOTS NOT LESS THAN 3 CTS LB	TON				5021
400 U STATES			4	1064	
			4	1064	
INGOTS FOR FORGINGS INGOTS NOP	TON				5022
400 U STATES	233	28985	514	55518	
	233	28985	514	55518	
SPONGE IRON	TON				5024
CAST SCRAP	TON				5031
100 U KINGDOM			2	32	
335 GERMANY			3360	99450	
400 U STATES	814	24993	5899	135837	
	814	24993	9261	235319	
WROUGHT SCRAP	TON				5032
400 U STATES	471	6910	1295	23009	
	471	6910	1295	23009	
TIN PLATE SCRAP	TON				5033
400 U STATES	79	1788	160	3628	
	79	1788	160	3628	
AXLES FOR RAILWAY VEHICLES					5041
400 U STATES		3331		13985	
		3331		13985	
AXLES FOR VEHICLES N O P					5042
100 U KINGDOM				40	
400 U STATES		3346		13923	
		3346		13963	
AXLES N O P					5043
400 U STATES		1972		15269	
		1972		15269	
CASTINGS FOR AGRIC IMPLEMENTS					5044
400 U STATES		97969		301061	
		97969		301061	
INGOT MOULDS FOR STEEL					5045
400 U STATES		121265		256372	
		121265		256372	
MOULDS N O P					5046
400 U STATES		5917		19413	
		5917		19413	
CASTINGS MALLEABLE N O P	CWT				5047
100 U KINGDOM			5	167	
400 U STATES	2940	54650	6798	124490	
	2940	54650	6803	124657	
CASTINGS NON MALLEABLE N O P	CWT				5048
100 U KINGDOM			8	144	
400 U STATES	4323	37886	19246	115596	
	4323	37886	19254	115740	
CASTINGS OF STEEL N O P	CWT				5049
100 U KINGDOM			7	83	
359 NORWAY			1944	19253	
400 U STATES	979	10178	2304	56733	
	964	25774	4255	76069	
	1943	35952			
FORGINGS N O P					5050
100 U KINGDOM		7721		17878	
400 U STATES		45916		118546	
		53637		136424	
FORGINGS HOLLOW AND 20 TONS					5051
100 U KINGDOM		9244		31740	
400 U STATES		10816		29800	
		20060		61540	

IMPORTS INTO CANADA FOR CONSUMPTION

Articles and Countries from which Imported	MONTH OF MARCH 1950		THREE MONTHS ENDED MARCH 1950		Class Number
	Quantities	Values (\$)	Quantities	Values (\$)	
PISTON RING CASTINGS ROUGH 400 U STATES		5980		26372	5052
		5980		26372	
CASTINGS FOR RAILWAY VEHICLES 400 U STATES		15334		425804	5054
		15334		425804	
TIRES STEEL ROUGH RAILWAY 400 U STATES	CWT				5055
	848	5658	6187	41211	
	848	5658	6187	41211	
FORGINGS FOR SURGICAL INSTR STEEL WHEELS FOR RAILWAYS 100 U KINGDOM 400 U STATES		28971 11277 40248		57271 34376 91647	5056 5057
FORGED GOLF CLUB HEADS 400 U STATES		5029		13003	5058
		5029		13003	
SEMI FINISHED PISTON CASTINGS 400 U STATES		409		7676	5059
		409		7676	
BARS BILLETS HOT ROLLED N O P 100 U KINGDOM 306 BELGIUM 400 U STATES	CWT				5071
	49	193	216	821	
	1075	3545	1374	4576	
			382	755	
	1124	3738	1972	6152	
BARS BILLETS COLD ROLLED N O P 100 U KINGDOM 400 U STATES	CWT				5072
	16	452	326	6387	
	7381	79482	19925	192938	
	7397	79934	20251	199325	
BARS BILLETS H R 4CTS AND OVER 100 U KINGDOM 306 BELGIUM 400 U STATES	CWT				5073
	5370	65863	12663	149081	
			296	1238	
	45225	279997	118410	741020	
	50595	345860	131369	891339	
BARS BILLETS HAMMERED N O P 400 U STATES	CWT				5074
	40	2145	250	11484	
	40	2145	250	11484	
BARS HOT ROLLED FOR SHAFTING	CWT				5075
BARS SHEETS STRIP FOR SHOVELS	CWT				5076
BARS RODS FOR AGRIC IMPLEMENTS 100 U KINGDOM 400 U STATES	CWT				5077
	1563	6615	1563	6615	
	19286	125428	52474	319760	
	20849	132043	54037	326375	
RAILWAY RAILS N O P 400 U STATES	TON				5078
	93	8830	332	28630	
	93	8830	332	28630	
STEEL GROOVED TRAMWAY RAILS 400 U STATES	TON				5079
	35	3786	35	3786	
	35	3786	35	3786	
SHAPES FOR HINGES	CWT				5080
BARS HOT R ROUNDS AND SQUARES 100 U KINGDOM 400 U STATES	CWT				5081
	192	1352	720	4096	
	1161	8654	3324	27488	
	1353	10006	4044	31584	
RODS FOR HORSESHOE NAILS	CWT				5101
RODS FOR MANUFACTURE OF CHAIN	CWT				5102
RODS NOT OVER 3/8 IN FOR WIRE 306 BELGIUM 327 FRANCE 335 GERMANY 400 U STATES	CWT				5103
	11192	39472	11192	39472	
			1995	6126	
			1091	4187	
	51	536	2281	13780	
	11243	40008	16559	63565	
WELDING RODS OF ALL KINDS 100 U KINGDOM 400 U STATES	CWT				5104
	23	1579	29	1648	
	4938	93650	13244	248442	
	4961	95229	13273	250090	
BLANKS FOR MILLING CUTTERS 400 U STATES	CWT				5111
			85	3112	
			85	3112	
STRIP HOT R 080 INCH OR LESS 100 U KINGDOM 400 U STATES	CWT				5112
	2587	11364	6701	29025	
	728	3378	1569	7241	
	3315	14742	8270	36266	
STRIP HDT R OVER 080 INCH 100 U KINGDOM 306 BELGIUM 400 U STATES	CWT				5113
	484	2141	4592	19440	
	657	2456	2016	8326	
	5551	25105	8487	38667	
	6692	29702	15095	66433	
STRIP COLD R 080 INCH OR LESS 100 U KINGDOM 375 SWEDEN 400 U STATES	CWT				5114
	193	832	347	1676	
	573	18366	1230	43937	
	16011	151621	47050	424234	
	16777	170819	48627	470547	
STRIP COLD R OVER 080 INCH 400 U STATES	CWT				5115
	3005	29006	6020	57086	
	3005	29006	6020	57086	
STRIP HOT R FOR COLD ROLLING 400 U STATES	CWT				5116
	4581	22474	8970	42579	
	4581	22474	8970	42579	

IMPORTS INTO CANADA FOR CONSUMPTION

Articles and Countries from which Imported	MONTH OF MARCH 1950		THREE MONTHS ENDED MARCH 1950		Class Number
	Quantities	Values (\$)	Quantities	Values (\$)	
STRIP FOR MANUFACTURE OF MATS	CWT				5117
STRIP COLD ROLLED FOR DOORS	CWT				5118
HOOP TAG METAL FOR LACES					5119
HOOP STEEL FOR COOPERAGE	CWT				5120
100 U KINGDOM	122	591	737	5147	
400 U STATES	664	3643	4064	26501	
	786	4234	4801	31648	
PLATES 66 INCHES WIDE OR LESS	CWT				5121
100 U KINGDOM	1815	6384	1815	6384	
400 U STATES	6632	27358	12058	50865	
	8447	33742	13873	57249	
PLATES OVER 66 INS LESS 78 INS	CWT				5122
100 U KINGDOM			20129	68982	
400 U STATES	4319	19618	9619	42952	
	4319	19618	29748	111934	
PLATES FLANGED CURVED N O P	CWT				5123
400 U STATES	2116	26358	6463	80421	
	2116	26358	6463	80421	
PLATES FOR BOILERS DIGESTERS	CWT				5124
400 U STATES	4561	25269	18027	106483	
	4561	25269	18027	106483	
PLATES STEEL CHEQUER SURFACE	CWT				5125
100 U KINGDOM			2076	8968	
400 U STATES	4254	22510	16134	84641	
	4254	22510	18210	93609	
SHEETS OVER 080 INCH THICK N O P	CWT				5126
400 U STATES	26489	126868	65179	324535	
	26489	126868	65179	324535	
SHEETS 080 INCH OR LESS N O P	CWT				5127
100 U KINGDOM	1028	4406	16209	70549	
400 U STATES	46225	246019	155748	859668	
	47253	250425	171957	930217	
SHEET OR STRIP FOR TIN PLATE	CWT				5128
400 U STATES			1088	6878	
			1088	6878	
SHEETS FOR MFR OF HOLLOW WARE	CWT				5129
100 U KINGDOM			2474	11138	
400 U STATES	8266	56237	27667	169734	
	8266	56237	30141	180872	
SHEETS BLUE FOR HEATING APP	CWT				5130
400 U STATES	680	5871	1495	10422	
	680	5871	1495	10422	
SHEETS 075 SILICON FOR ELEC APP	CWT				5131
100 U KINGDOM	4763	41191	7738	66903	
400 U STATES	45880	528544	116400	1303507	
	50643	569735	124138	1370410	
SHEETS 50 PER POUND OR OVER	CWT				5132
100 U KINGDOM	84	5344	166	6971	
400 U STATES	34635	280254	131596	953603	
	34719	285598	131762	960574	
SHEETS RUST PROOF OVER 5 CTS	CWT				5133
100 U KINGDOM	696	30503	2553	111656	
375 SWEDEN	6	281	7	349	
400 U STATES	8814	363621	28704	1126174	
	9516	394405	31264	1238179	
SHEETS CORRUGATED AND PEBBLED	CWT				5134
100 U KINGDOM			399	1981	
400 U STATES	11033	66899	23881	151209	
	11033	66899	24280	153190	
SHEETS COATED WITH PAINT TAR	CWT				5135
100 U KINGDOM			300	1697	
400 U STATES	11462	121091	38087	391643	
	11462	121091	38387	393340	
SHEETS COATED WITH ENAMEL	CWT				5136
SHEETS COATED WITH TIN	CWT				5137
100 U KINGDOM	824	10304	1060	13224	
400 U STATES	1260	8863	3942	28238	
	2084	19167	5002	41462	
SHEETS COATED WITH METAL N O P	CWT				5139
335 GERMANY			325	3841	
400 U STATES	1579	34322	2804	63045	
	1579	34322	3129	66886	
SHEETS COATED WITH ZINC N O P	CWT				5140
100 U KINGDOM	10418	71231	28188	186870	
400 U STATES	27093	217287	78997	627717	
	37511	288518	107185	814587	
SHEETS FOR COATING WITH METALS	CWT				5141
400 U STATES	6	77	6	77	
	6	77	6	77	
SHEETS SHAPED FOR AGRIC IMPL	CWT				5142
400 U STATES	2401	26726	13243	150658	
	2401	26726	13243	150658	
SHEETS FOR MFR BUCKLE CLASPS	CWT				5143
400 U STATES	2752	24146	5383	45683	
	2752	24146	5383	45683	
SHEETS COLD ROLLED FOR HINGES	CWT				5144
400 U STATES	2804	17918	6638	44977	
	2804	17918	6638	44977	
SHEETS FOR MFR OF SADDLERY	CWT				5145
400 U STATES			47	281	
			47	281	

IMPORTS INTO CANADA FOR CONSUMPTION

Articles and Countries from which Imported	MONTH OF MARCH 1950		THREE MONTHS ENDED MARCH 1950		Class Number
	Quantities	Values (\$)	Quantities	Values (\$)	
SHEETS TEMPERED FOR SAWS	CWT				5146
100 U KINGDOM	48	1194	48	1194	
375 SWEDEN	29	1393	86	5081	
400 U STATES	302	17602	546	30072	
	379	20189	680	36347	
SHEETS NOT TEMPERED FOR SAWS	CWT				5147
100 U KINGDOM			120	1453	
400 U STATES	1853	49533	6935	179712	
	1853	49533	7055	181165	
SHEETS COLD ROLLED FOR PIPE	CWT				5148
400 U STATES	22333	117077	56660	302496	
	22333	117077	56660	302496	
SKELP 14 INS OR LESS FOR PIPE	CWT				5149
100 U KINGDOM	4631	15034	5801	19127	
306 BELGIUM	7479	24620	74462	245104	
400 U STATES	88635	358170	518593	2023635	
	100745	397824	598856	2287866	
SKELP OVER 14 INS FOR PIPE	CWT				5150
400 U STATES			82899	287795	
			82899	287795	
HOT R STRIP FOR MOTOR VEHICLES	CWT				5151
400 U STATES	32896	171579	101136	519600	
	32896	171579	101136	519600	
WROUGHT OR PUDDLED IRON BILLET	CWT				5152
HOOP STRIP BESSEMER FOR HINGES	CWT				5153
400 U STATES			1577	5376	
			1577	5376	
PLATES 78 INCHES AND OVER	CWT				5154
100 U KINGDOM	22684	77213	23182	79566	
400 U STATES	7525	34080	15660	72630	
	30209	111293	38842	152196	
PLATES HOT R FOR DISC WHEELS	CWT				5155
SHEETS COLO R FOR STAMPINGS	CWT				5156
SHEETS COATED LEAD AND TIN	CWT				5157
100 U KINGDOM	115	847	115	847	
400 U STATES	13897	103589	32382	245137	
	14012	104436	32497	245984	
ANGLES BEAMS 35 LBS OR OVER	CWT				5161
100 U KINGDOM	5799	20176	13637	49976	
306 BELGIUM	958	3580	3166	11483	
400 U STATES	207902	882953	624795	2658965	
	214659	906709	641598	2720424	
ANGLES BEAMS N O P	CWT				5162
100 U KINGDOM	640	2672	1944	10686	
306 BELGIUM	5897	19234	5897	19234	
335 GERMANY	222	3680	222	3680	
400 U STATES	18827	112379	69231	416120	
	25586	137965	77294	449720	
ANGLES DRILLED	CWT				5163
400 U STATES			124	1804	
			124	1804	
BEAMS UNDER 5 1 HALF LB PER YO	CWT				5164
400 U STATES	5502	25321	13801	64000	
	5502	25321	13801	64000	
MASTS ANGLES PLATES FOR SHIPS	CWT				5165
400 U STATES	23021	101630	61850	273383	
	23021	101630	61850	273383	
BASH OR CASEMENT SECTIONS	CWT				5166
100 U KINGDOM			123	614	
306 BELGIUM			223	1169	
400 U STATES	2628	16643	9271	59348	
	2628	16643	9617	61131	
SHAPES 35 LBS PER YARD OR OVER	CWT				5167
400 U STATES	7534	32712	17022	79364	
	7534	32712	17022	79364	
SILL SECTIONS FOR RAILWAY CARS	CWT				5168
PIPE CAST 5 CTS PER LB OR LESS	CWT				5181
100 U KINGDOM	6360	17511	56117	170727	
	6360	17511	56117	170727	
PIPE CAST N O P	CWT				5182
400 U STATES	349	5062	967	20459	
	349	5062	967	20459	
PIPE TUBES FOR BOILERS					5183
100 U KINGDOM		5705		6890	
400 U STATES		175721		385360	
		181426		392250	
PIPE BEOSTEAO BRASS TRIMMINGS					5184
PIPE WROUGHT 2 ONE HALF INCHES					5185
100 U KINGDOM		1099		1607	
400 U STATES		434		16937	
		1533		18544	
PIPE SEAMLESS 5 CTS PER LB NOP					5186
100 U KINGDOM		10209		27643	
400 U STATES		181038		506456	
		191247		534099	
PIPE WROUGHT OVER 10 1 HALF IN					5187
100 U KINGDOM		39107		107699	
400 U STATES		669491		1704668	
		708598		1812367	

IMPORTS INTO CANADA FOR CONSUMPTION

Articles and Countries from which Imported	MONTH OF MARCH 1950		THREE MONTHS ENDED MARCH 1950		Class Number
	Quantities	Values (\$)	Quantities	Values (\$)	
PIPE WROUGHT LESS 10 1 HALF IN 100 U KINGDOM 306 BELGIUM 400 U STATES		39583		77980	5188
		190946		550058	
		230529		628055	
TUBES WROUGHT COATED HALF INCH 400 U STATES		15172		30052	5190
		15172		30052	
PIPE WROUGHT N O P 100 U KINGDOM 400 U STATES		83		1322	5191
		12513		69344	
		12596		70666	
PIPE FITTINGS COUPLINGS N O P 100 U KINGDOM 400 U STATES		85		328	5192
		182189		512075	
		182274		512403	
PIPE SEAMLESS COLO OR POLISHED 100 U KINGDOM 400 U STATES		9054		9627	5193
		433		6096	
		9487		15723	
TUBING STEEL FOR FISHING RODS 400 U STATES		1257		2939	5194
		1257		2939	
CASING GAS WATER DR OIL WELL 100 U KINGDOM 400 U STATES		19242		66090	5195
		232952		1187779	
		252194		1253869	
PIPE FITTINGS WELDING TYPE 400 U STATES		45781		167605	5196
		45781		167605	
PIPE FOR WELDING TYPE FITTINGS 400 U STATES		26256		91125	5197
		26256		91125	
WIRE BARBED FENCING 100 U KINGDOM 400 U STATES	CWT		1010	8040	5201
	6	44	17	172	
	6	44	1027	8212	
WIRE FLAT QUARTER INCH OR LESS 400 U STATES	CWT		1242	23651	5203
	144	2953	1242	23651	
	144	2953	1242	23651	
WIRE ZINC COATED N O P 400 U STATES	CWT		3503	58863	5204
	683	11385	3503	58863	
	683	11385	3503	58863	
WIRE COATED NOP OR COVERED 100 U KINGDOM 400 U STATES	CWT		39	779	5205
	390	8733	1240	26202	
	390	8733	1279	26981	
WIRE ROPE FOR RIGGING SHIPS 100 U KINGDOM	CWT		388	2784	5206
	388	2784	388	2784	
WIRE ROPE CABLE NOP IRON STEEL 100 U KINGDOM 335 GERMANY 400 U STATES	CWT		2946	52607	5207
	1216	24410	527	6042	
	527	6042	5900	107648	
	3613	43475	9373	166297	
	5356	73927			
WIRE FOR UPHOLSTERY SPRINGS 400 U STATES	CWT		17065	123341	5208
	9651	70666	17065	123341	
	9651	70666			
WIRE FOR CORSET STEELS 100 U KINGDOM 400 U STATES	CWT		61	2216	5209
	140	5360	850	28867	
	140	5360	911	31083	
WIRE FOR MFR OF WIRE ROPE 100 U KINGDOM 400 U STATES	CWT		30046	254723	5210
	13720	108208	39804	465404	
	10489	123438	69850	720127	
	24209	231646			
WIRE COMMERCIAL FISHING N O P 400 U STATES		957		957	5211
		957		957	
WIRE FOR MFR CARD CLOTHING 400 U STATES	CWT		20	951	5212
			20	951	
WIRE ZINC COATED FOR FENCING	CWT				5213
WIRE OF IRON OR STEEL N O P 100 U KINGDOM 335 GERMANY 375 SWEDEN 400 U STATES	CWT		129	3398	5214
	13	394	10	674	
	4	279	4	279	
	4879	100097	18533	314301	
	4896	100770	18676	318652	
WIRE FENCING NOT LESS 080 INCH 100 U KINGDOM 400 U STATES				1932	5215
		1521		3969	
		1521		5901	
WIRE FENCING WOVEN N O P 100 U KINGDOM 400 U STATES		2141		13127	5216
		5867		13204	
		8008		26331	
NETTING FOR FUR FARMS 100 U KINGDOM				5591	5217
				5591	
WIRE SCREENS DOORS WINDOWS 100 U KINGDOM 400 U STATES		27		27	5218
		320		873	
		347		900	

IMPORTS INTO CANADA FOR CONSUMPTION

Articles and Countries from which Imported	MONTH OF MARCH 1950		THREE MONTHS ENDED MARCH 1950		Class Number
	Quantities	Values (\$)	Quantities	Values (\$)	
WIRE MESH IN ACETATE FILM					5219
100 U KINGDOM		2258		8396	
400 U STATES		4984		6628	
		7242		15024	
WIRE CLOTH					5220
100 U KINGDOM		133		4800	
400 U STATES		8114		28750	
		8247		33550	
WIRE NETTING					5221
100 U KINGDOM		4491		14113	
400 U STATES		8132		28235	
		12623		42348	
WIRE RUSTPROOF FOR FISHING					5222
100 U KINGDOM		792		792	
400 U STATES		2832		2915	
		3624		3707	
CABLE CHAIN FOR SHIPS	CWT				5231
100 U KINGDOM	355	4088	355	4088	
400 U STATES	101	1821	2184	13571	
	456	5909	2539	17659	
COIL CHAIN 9 EIGHTHS ANU OVER	CWT				5232
100 U KINGDOM	299	5993	317	6181	
366 PORTUGAL			20	700	
400 U STATES	77	2578	114	4014	
	376	8571	451	10895	
COIL CHAIN UNDER 9 EIGHTHS IN	CWT				5233
100 U KINGDOM	28	477	272	5351	
400 U STATES	404	7721	1336	26138	
	432	8198	1608	31489	
SPROCKET CHAIN FOR AGRIC IMPL					5234
100 U KINGDOM				3624	
400 U STATES		164136		362068	
		164136		365692	
SILENT CHAIN ROLLER CHAIN					5235
100 U KINGDOM		24178		61479	
317 CZECHO 8		111		111	
335 GERMANY		48		48	
400 U STATES		47450		127001	
		71787		188639	
CHAINS N O P					5236
100 U KINGDOM		972		6374	
327 FRANCE				116	
375 SWEODEN				10574	
400 U STATES		41401		116788	
		42373		133852	
DIESEL ENGINE PARTS N O P					5240
100 U KINGDOM		25436		52899	
335 GERMANY		9734		9734	
372 SPAIN		2024		2024	
375 SWEDEN		177		177	
376 SWITZRLND		768		4949	
400 U STATES		430576		1062371	
		468715		1132154	
BOILERS AND PARTS N D P					5241
100 U KINGDOM		402		694	
400 U STATES		44382		79750	
		44784		80444	
AUTOMOBILE ENGINES AND PARTS	NO				5242
100 U KINGDOM	17	8904	19	32546	
381 ALASKA				29	
400 U STATES	1091	1168671	4158	3192704	
	1108	1177575	4177	3225279	
ENGINES DIESEL SEMI DIESEL	NO				5243
100 U KINGDOM	38	44091	73	75288	
234 AUSTRALIA			10	3006	
366 PORTUGAL			1	7500	
400 U STATES	93	323971	277	1065741	
	131	368062	361	1151535	
ENGINES GAS MARINE AND PARTS	NO				5244
100 U KINGDOM		3186	2	4292	
400 U STATES	154	52521	209	125831	
	154	55707	211	130123	
ENGINES MOTOR TRUCK AND PARTS	NO				5245
100 U KINGDOM	1	1469	8	9513	
400 U STATES	932	398555	3201	1142498	
	933	400024	3209	1152011	
ENGINES FISHING BOAT AND PARTS	NO				5246
400 U STATES	11	10853	43	22519	
	11	10853	43	22519	
PARTS OF AIRCRAFT ENGINES					5248
100 U KINGDOM		389418		925037	
234 AUSTRALIA				1595	
400 U STATES		46189		203858	
		435607		1130490	
OUTBOARD MOTORS AND PARTS	NO				5250
100 U KINGDOM	1	176	1	451	
400 U STATES	22	93582	44	201945	
	23	93758	45	202396	
ENGINES UP TO 1 AND 1 HALF H P	NO				5251
100 U KINGDOM	7	361	13	702	
400 U STATES	458	8232	850	21834	
	465	8593	863	22536	
ENGINES GAS N O P AND PARTS	NO				5252
100 U KINGDOM	1	7300	163	19226	
335 GERMANY			2	66	

IMPORTS INTO CANADA FOR CONSUMPTION

Articles and Countries from which Imported	MONTH OF MARCH 1950		THREE MONTHS ENDED MARCH 1950		Class Number
	Quantities	Values (\$)	Quantities	Values (\$)	
400 U STATES	2912	682878	6341	1510290	
ENGINES STEAM N O P AND PARTS	2913	690178	6506	1529582	
100 U KINGDOM	NO	827	1	4334	5253
400 U STATES	23	93181	88	284786	
FIRE ENGINES MACHINES AND PT8	23	94008	89	289120	
100 U KINGDOM	NO			74	5254
400 U STATES	10	15311	26	35761	
LOCOMOTIVES RAILWAY N O P	10	15311	26	35835	
LOCOMOTIVE CHASSIS TOPS WHEEL8	NO				5255
100 U KINGDOM		4926		30744	5256
400 U STATES		104347		319544	
LOCOMOTIVES SAWMILL MINING		109273		350288	
100 U KINGDOM	NO				5257
400 U STATES	8	30913	8	31267	
ENGINES AIRCRAFT UP TO 200 HP	5	284568	19	433871	
100 U KINGDOM	13	315481	27	465138	
400 U STATES	NO				5258
ENGINES AIRCRAFT 201 TO 500 HP	11	14780	21	30961	
100 U KINGDOM	2	1962	9	9630	
400 U STATES	13	16742	30	40591	
ENGINES AIRCRAFT 501 TO 1000HP	NO				5259
400 U STATES	2	12312	4	16372	
ENGINES AIRCRAFT OVER 1000 HP	4	9445	5	12926	
100 U KINGDOM	6	21757	9	29298	
400 U STATES	NO				5260
ENGINES AIRCRAFT 501 TO 1000HP			2	1500	
400 U STATES			2	1500	
ENGINES AIRCRAFT OVER 1000 HP	NO				5261
100 U KINGDOM	3	146765	14	384006	
400 U STATES	4	59073	4	59073	
CREAM SEPARATOR PARTS	7	205838	18	443079	
100 U KINGDOM		663		663	5290
375 SWEEDEN				2134	
400 U STATES		16208		52900	
CREAM SEPARATORS		16871		55697	
100 U KINGDOM	NO		120	5751	5292
375 SWEEDEN	256	16380	363	20314	
400 U STATES	5	6646	72	17004	
MILK CLARIFIERS AND PARTS	261	23026	555	43069	
335 GERMANY		1558		1558	5293
400 U STATES		4626		5488	
MILKING MACHINES AND PARTS		6184		7046	
100 U KINGDOM				309	5294
400 U STATES		75245		287694	
PASTEURIZERS DAIRY AND PARTS		75245		288003	
100 U KINGDOM	NO				5295
400 U STATES	4	1069	8	22748	
POWER DAIRY MACHINERY	4	21214	13	42545	
100 U KINGDOM		22283	21	65293	
236 NEW ZEAL					5296
376 SWITZRLND		267		267	
400 U STATES		68198		776	
FORKS PRONGED		68465		226623	
100 U KINGDOM	002				5301
400 U STATES	36	415	36	415	
HARVESTERS AND PARTS	310	5301	311	5334	
400 U STATES	346	5716	347	5749	
HAY LOADERS AND PARTS	NO				5302
400 U STATES	414	279775	481	498407	
HAY TEDDERS AND PARTS	414	279775	481	498407	
400 U STATES	NO				5303
MOWING MACHINES AND PARTS	20	11114	116	42061	
100 U KINGDOM	20	11114	116	42061	
400 U STATES	NO				5304
POTATO DIGGERS PLANTERS PARTS		402		790	
400 U STATES		402		790	
RAKES HORSE OR POWER AND PARTS	NO				5305
400 U STATES		1217	1	1455	
RAKES N O P	373	102071	777	292150	
100 U KINGDOM	373	103288	778	293605	
347 JAPAN					5306
400 U STATES	NO				
REAPERS AND PARTS	75	27256	393	113093	
SCYTHES	75	27256	393	113093	
100 U KINGDOM	NO				5307
347 JAPAN	263	77537	564	224415	
400 U STATES	263	77537	564	224415	
REAPERS AND PARTS	002				5308
SCYTHES	12	29	12	29	
100 U KINGDOM				498	
347 JAPAN	484	4284	573	5468	
400 U STATES	496	4313	1010	5995	
REAPERS AND PARTS	NO				5309
SCYTHES	002				5310
100 U KINGDOM			100	771	

IMPORTS INTO CANADA FOR CONSUMPTION

Articles and Countries from which Imported	MONTH OF MARCH 1950		THREE MONTHS ENDED MARCH 1950		Class Number
	Quantities	Values (\$)	Quantities	Values (\$)	
305 AUSTRIA	347	6243	347	6243	
375 SWEDEN	120	1304	120	1304	
400 U STATES	4	52	23	371	
	471	7599	590	8689	
SICKLES DR REAPING HOOKS	DOZ				5311
100 U KINGDDM	13	67	13	67	
400 U STATES	90	289	225	832	
	103	356	238	899	
CULTIVATORS SCUFFLERS AND PTS		6822		13913	5321
100 U KINGDDM		254921		700175	
400 U STATES		261743		714088	
DRILLS SEEO SEEOERS AND PARTS				1297	5322
100 U KINGDDM		292970		737197	
400 U STATES		292970		738494	
HARROWS DISC AND PARTS		6910		7069	5323
100 U KINGDDM		244132		500051	
400 U STATES		251042		507120	
HARROWS AND PARTS N D P		104279		216695	5324
400 U STATES		104279		216695	
HDES	DOZ				5325
100 U KINGDDM	39	52	39	52	
400 U STATES	701	6059	718	6242	
	740	6111	757	6294	
PLOUGHS DISC AND PARTS		270070		1077511	5326
400 U STATES		270070		1077511	
PLOUGHS AND PARTS N D P				53556	5327
100 U KINGDDM		21121		1165331	
400 U STATES		527045		1218887	
		548166			
RDLLERS FARM DR LAWN AND PARTS	NO				5328
400 U STATES	155	8329	335	10765	
	155	8329	335	10765	
FANNING MILL PEAVINERS AND PTS	NO				5331
400 U STATES	64	15053	121	33326	
	64	15053	121	33326	
HARVESTER COMBINES AND PARTS	NO			942	5332
100 U KINGDDM		987086		2715090	
400 U STATES	381	987086	806	2716032	
	381	987086	806	2716032	
THRESHING MACHINE SEPARATORS	NO				5333
400 U STATES			4	3452	
			4	3452	
THRESHING MACHINE PARTS		77734		185959	5334
400 U STATES		77734		185959	
ELECT GENERATORS FARM AND PTS		16269		78969	5342
400 U STATES		16269		78969	
FOODER FEED CUTTERS AND PARTS	NO				5343
400 U STATES	53	53534	133	100988	
	53	53534	133	100988	
FRUIT VEGETABLE GRADING MACH				278	5344
100 U KINGDDM		15568		39061	
400 U STATES		15568		39339	
GRAIN HAY GRINDERS AND PARTS	NO			59	5345
100 U KINGDDM		23932		113042	
400 U STATES	114	23932	541	113101	
	114	23932	541	113101	
HAY PRESSES AND PARTS	NO				5346
400 U STATES	376	364212	731	704747	
	376	364212	731	704747	
MANURE SPREADERS AND PARTS	NO				5350
400 U STATES	1085	87189	1455	179998	
	1085	87189	1455	179998	
POST HOLE DIGGERS AND PARTS	NO				5352
400 U STATES	959	4086	1048	7455	
	959	4086	1048	7455	
SPACES AND SHOVELS N O P	DOZ				5353
100 U KINGDDM	48	341	117	718	
400 U STATES	279	4139	408	6114	
	327	4480	525	6832	
SPRAYING AND OUSTING MACHINES		34		34	5354
100 U KINGDDM		243581		459328	
400 U STATES		243615		459362	
STUMPING MACHINES AND PARTS	NO				5355
TRACTION DITCHING MACH AND PTS	NO				5356
400 U STATES		12003	3	53042	
		12003	3	53042	
TRACTION ENGINES GASOLINE	NO				5357
100 U KINGDDM	1122	1335093	1390	1643723	
327 FRANCE	7	30918	7	30918	
400 U STATES	7327	9787754	17874	25003201	
	8526	11153765	19271	26677842	
TRACTION ENGINE PARTS		22922		42520	5358
100 U KINGDDM				358	
335 GERMANY				689	
375 SWEDEN		21			

IMPORTS INTO CANADA FOR CONSUMPTION

Articles and Countries from which Imported	MONTH OF MARCH 1950		THREE MONTHS ENDED MARCH 1950		Class Number
	Quantities	Values (\$)	Quantities	Values (\$)	
381 ALASKA		1848		1848	
400 U STATES		2042428		6113435	
WINDMILLS AND PARTS		2067219		6158850	5361
400 U STATES		664		6611	
PRUNING HOOKS SHEARS DEHORNERS		664		6611	
100 U KINGDOM		1241		3849	5362
375 SWEDEN				214	
400 U STATES		9065		21367	
AGRIC IMPLEMENTS NOP AND PARTS		10306		25430	
100 U KINGDOM		697		1745	5363
375 SWEDEN				3633	
400 U STATES		137950		282357	
KNIVES AND FORKS TABLE		138647		287735	
100 U KINGDOM		17528		49316	5371
318 DENMARK				355	
327 FRANCE		77		878	
335 GERMANY		29		814	
344 ITALY		139		223	
347 JAPAN		488		488	
400 U STATES		2031		31382	
POCKET KNIVES		20292		83456	
100 U KINGDOM		26201		65019	5372
317 CZECHOSLOVAKIA				540	
327 FRANCE				69	
335 GERMANY		22551		41674	
344 ITALY		2852		9373	
347 JAPAN		2686		3924	
352 MEXICO		481		1487	
375 SWEDEN		509		509	
400 U STATES		20096		41703	
RAZORS N O P AND PARTS		75376		164298	
100 U KINGDOM		15657		48659	5373
327 FRANCE				136	
335 GERMANY		1128		3677	
375 SWEDEN		79		175	
400 U STATES		641		2149	
SAFETY RAZOR BLADES		17505		54796	
100 U KINGDOM	DOZ	224	98	37324	8920
335 GERMANY		66660	3487	66667	3487
400 U STATES		160432	9044	189927	11208
SCISSORS AND SHEARS N O P		227323	12629	293918	23615
100 U KINGDOM		33143		55839	5375
216 PAKISTAN		830		1780	
306 BELGIUM				1265	
318 DENMARK				74	
327 FRANCE		10697		10737	
335 GERMANY		40569		91785	
344 ITALY		3393		6370	
347 JAPAN		78		623	
375 SWEDEN		200		241	
400 U STATES		51921		147547	
OTHER KNIVES N O P		140831		316261	
100 U KINGDOM		9217		17238	5376
231 HONG KONG				48	
327 FRANCE		1316		1551	
335 GERMANY		1911		4703	
375 SWEDEN		1718		2740	
400 U STATES		4566		18494	
SPOONS		18728		44774	
100 U KINGDOM		875		5148	5377
318 DENMARK				132	
335 GERMANY		25		556	
344 ITALY		1635		1781	
347 JAPAN		99		301	
400 U STATES		2449		5863	
KNIVES BUTCHER AND KITCHEN		5083		13781	
100 U KINGDOM		25519		45326	5378
231 HONG KONG				20	
327 FRANCE				603	
335 GERMANY		627		2131	
375 SWEDEN		1358		2253	
400 U STATES		7103		22293	
HINGES AND BUTTS		34607		79626	
100 U KINGDOM	LB	41779	5308	85279	5381
327 FRANCE				1668	
335 GERMANY		2333	451	2993	947
375 SWEDEN		8781	2856	16487	4861
400 U STATES		82831	63264	209545	164722
CUT NAILS		135724	71879	315972	183588
100 U KINGDOM	CWT	577	3965	577	3965
400 U STATES		432	3768	1017	11182
		1009	7733	1594	15147

IMPORTS INTO CANADA FOR CONSUMPTION

Articles and Countries from which Imported	MONTH OF MARCH 1950		THREE MONTHS ENDED MARCH 1950		Class Number
	Quantities	Values (\$)	Quantities	Values (\$)	
RAILWAY SPIKES 400 U STATES	CWT 87	548	247	2308	5392
	87	548	247	2308	
TACKS ALL KINDS N O P 400 U STATES	LB 7919	4016	11576	5261	5393
	7919	4016	11576	5261	
WIRE NAILS OVER ONE INCH 100 U KINGDOM 305 AUSTRIA 400 U STATES	CWT 3555	38341	8876	88868	5394
	3555	38341	9500	91987	
NAILS AND BRADS N D P 100 U KINGDOM 335 GERMANY 400 U STATES	LB 1731	181	6595	1677	5395
			1522	719	
	13139	6541	37033	16594	
	14870	6722	45150	18990	
SPRING BEARD AND LATCH NEEDLES 100 U KINGDOM 376 SWITZRLND 400 U STATES	M 174	9338	597	26219	5401
	174	9400	736	29745	
NEEDLES N O P 100 U KINGDOM 335 GERMANY 347 JAPAN 376 SWITZRLND 400 U STATES		36421		80270	5402
		565		7658	
		249		1944	
		910		910	
		35584		98135	
		73729		188917	
PINS N O P 100 U KINGDOM 317 CZECHD S 327 FRANCE 335 GERMANY 400 U STATES	LB 28678	18214	69602	43576	5403
			30	287	
			13	88	
	317	229	317	229	
	8608	9682	19122	21859	
	37603	28125	89084	66039	
PINS FOR MARKING SYSTEMS 400 U STATES	LB 2533	4038	5875	9261	5404
	2533	4038	5875	9261	
NUTS AND BOLTS WASHERS RIVETS 100 U KINGDOM 400 U STATES	LB 2634	784	6288	2060	5411
	519734	190090	1338048	480409	
	522368	190874	1344336	482469	
MACHINE AND OTHER SCREWS N O P 100 U KINGDOM 400 U STATES		2435		3519	5412
		115650		310136	
		118085		313655	
WOOD SCREWS OF IRON OR STEEL 100 U KINGDOM 400 U STATES		566		616	5413
		7014		11394	
		7580		12010	
FISH HOOKS COMMERCIAL 100 U KINGDOM 359 NORWAY 400 U STATES		4476		5345	5421
		8413		30234	
		5440		8623	
		18329		44202	
HARDWARE N O P 100 U KINGDOM 327 FRANCE 335 GERMANY 375 SWEDEN 400 U STATES		4164		13590	5422
				528	
		19		283	
		123		697	
		104225		301931	
		108531		317029	
LOCKS N O P 100 U KINGDOM 335 GERMANY 400 U STATES		440		2958	5423
		188		645	
		16124		40883	
		16822		44486	
SKATES ALL KINDS AND PARTS 100 U KINGDOM 400 U STATES	PAIR 489	1612	717	2320	5424
	277	2372	1160	4861	
	766	3984	1877	7181	
CARPET SWEEPERS 400 U STATES	ND 10	318	514	2746	5441
	10	318	514	2746	
CLEANERS ELECTRIC VACUUM 100 U KINGDOM 354 NETHRLNDS 375 SWEDEN 400 U STATES	NO 4732	109032	9952	231018	5442
	11	308	14	399	
	120	8831	236	17956	
	908	39714	3435	136455	
	5771	157885	13637	385828	
CLEANERS HAND VACUUM AND PARTS 100 U KINGDOM 354 NETHRLNDS 375 SWEDEN 400 U STATES		13567		47098	5443
				750	
		704		704	
		151078		329209	
		165349		377761	
CLOTHES WRINGERS DOMESTIC 100 U KINGDOM 400 U STATES		1262		3802	5444
		46355		144275	
		47617		148077	
SEWING MACHINES 100 U KINGDOM 306 BELGIUM 317 CZECHOS 335 GERMANY	NO 1324	48847	1778	75244	5445
			1	62	
	250	9014	750	27042	
			5	1028	

IMPORTS INTO CANADA FOR CONSUMPTION

Articles and Countries from which Imported	MONTH OF MARCH 1950		THREE MONTHS ENDED MARCH 1950		Class Number
	Quantities	Values (\$)	Quantities	Values (\$)	
344 ITALY	652	34047	1153	64543	
347 JAPAN	300	9823	659	21557	
375 SWEDEN	501	12656	552	15096	
400 U STATES	1029	172530	5185	680953	
	4056	286217	10083	885525	
SEWING MACHINE ATTACHMENTS					5446
100 U KINGDOM		14993		32852	
400 U STATES		27303		76510	
		42296		109362	
SEWING MACHINE PARTS					5447
100 U KINGDOM		107881		213722	
335 GERMANY				40	
344 ITALY				46	
347 JAPAN		120		193	
376 SWITZRLND		365		365	
400 U STATES		136831		433979	
		245197		648345	
WATER PUMPS DOMESTIC	NO				5449
100 U KINGDOM			39	331	
400 U STATES	572	26141	1943	77123	
	572	26141	1982	77454	
WASHING MACHINES ELECTRIC	NO				5450
100 U KINGDOM	1	170	1	170	
400 U STATES	14	1855	63	5533	
	15	2025	64	5703	
WASHING MACH POWER NDT ELECT	NO				5451
400 U STATES			2	44	
			2	44	
WASHING MACH HAND OPERATED	NO				5452
WASHING MACHINE PARTS					5453
100 U KINGDOM		7424		14467	
400 U STATES		224437		611943	
		231861		626410	
ARTICLES FOR SMELTING IRON					5461
400 U STATES		1824		19068	
		1824		19068	
BLOWERS SMELTING APPARATUS					5462
400 U STATES		2548		23839	
		2548		23839	
BUODLES VANNERS SLIME TABLES					5463
400 U STATES		1816		2224	
		1816		2224	
CAR LOADING MACHINES COAL					5464
400 U STATES		630		4662	
		630		4662	
CHOCK RELEASE APPARATUS					5465
COAL HEADING MACHINES					5466
100 U KINGDOM				401	
400 U STATES		2834		2953	
		2834		3354	
MINERS LAMPS AND ACCESSORIES					5467
400 U STATES		23269		63961	
		23269		63961	
AMALGAM SAFES ORE SAMPLERS					5468
100 U KINGDOM		185		309	
400 U STATES		21178		93058	
		21363		93367	
BUNORY METALLURGICAL APPARATUS					5469
400 U STATES		35823		87853	
		35823		87853	
DIAMOND DRILLS CORE DRILLS					5470
100 U KINGDOM		3854		7253	
400 U STATES		34266		77730	
		38120		84983	
MINE LOADING MACH CONVEYDRS					5471
100 U KINGDOM		9679		33367	
400 U STATES		68766		340610	
		78445		373977	
MINE HOISTS NOT MADE IN CANADA					5472
MACHINERY ALLUVIAL MINING					5473
400 U STATES		420		420	
		420		420	
MACHINERY ORE HANOLING					5474
MACHINERY ORE CONCENTRATION					5475
400 U STATES		25762		48290	
		25762		48290	
MACHINERY METAL REFINING					5476
400 U STATES		2976		6618	
		2976		6618	
ORE CRUSHERS GRINDING MILLS					5477
100 U KINGDOM		5519		15098	
375 SWEDEN		19266		19266	
400 U STATES		90552		201133	
		115337		235497	
COAL CUTTERS AUGERS DRILLS					5478
100 U KINGDOM		346		2058	
327 FRANCE				3006	
400 U STATES		1118		5220	
		1464		10284	
POWER DRIVEN PUMPS FOR MINES					5479

IMPORTS INTO CANADA FOR CONSUMPTION

Articles and Countries from which Imported	MONTH OF MARCH 1950		THREE MONTHS ENDED MARCH 1950		Class Number
	Quantities	Values (\$)	Quantities	Values (\$)	
PUMPS PREC METAL EXTRACTION 400 U STATES		316		2299	5480
		316		2299	
ROCK DRILLS AND PARTS	NO				5481
100 U KINGDOM		8226	2	15069	
375 SWEDEN	95	131101	115	173981	
400 U STATES	37	61928	81	189463	
	132	201255	198	378513	
WELL DRILLING MACHINERY					5482
100 U KINGDOM		236		236	
400 U STATES		1437501		4057350	
		1437737		4057586	
ROPE FOR WELL DRILLING MACH					5483
LOADING MACHINES AND PARTS	NO				5800
100 U KINGDOM	26	1148	116	5295	
319 DENMARK	132	2486	186	3502	
375 SWEDEN	138	13674	247	23870	
376 SWITZRLND	38	3694	38	3694	
400 U STATES	108	66686	396	205619	
	442	87688	983	241980	
BOOKKEEPING MACHINES AND PARTS	NO				5801
100 U KINGDOM	5	1296	5	1296	
335 GERMANY	3	560	3	560	
344 ITALY	16	4575	42	12048	
375 SWEDEN			45	6157	
376 SWITZRLND	20	8242	20	8242	
400 U STATES	158	412749	739	1387920	
	202	427422	854	1416223	
CASH REGISTERS					5502
100 U KINGDOM				297	
400 U STATES		6509		28097	
		6509		28394	
CASH REGISTER PARTS					5503
400 U STATES		131660		325989	
		131660		325989	
DICTATING MACHINES AND PARTS					5504
100 U KINGDOM		73647		107103	
400 U STATES		122237		283172	
		195884		390275	
TYPEWRITERS	NO				5505
100 U KINGDOM	138	5441	401	15443	
335 GERMANY	1	103	1	103	
376 SWITZRLND			4	167	
400 U STATES	1740	50106	1871	80137	
	1879	55650	2277	95850	
TYPEWRITER PARTS					5506
100 U KINGDOM		3525		6623	
400 U STATES		154500		508851	
		158025		515474	
MACHINERY 412A PAPER WORKING					5811
100 U KINGDOM		15979		27834	
317 CZECHO S				6986	
327 FRANCE		2757		3280	
335 GERMANY				335	
375 SWEDEN		277		277	
376 SWITZRLND		717		717	
400 U STATES		306294		1118441	
		326024		1157870	
MACHINERY 412A CELLULOSE					5512
400 U STATES		3187		40582	
		3187		40582	
NEWSPAPER PRESSES AND PARTS	NO				5513
400 U STATES	2	300457	5	816404	
	2	300457	5	816404	
FLAT BED CYL PRESSES AND PARTS	NO				5514
335 GERMANY	1	4481	1	4481	
400 U STATES	13	46157	20	86999	
	14	50638	21	91480	
PRINTING PRESSES	NO				5515
100 U KINGDOM	290	160013	603	406130	
317 CZECHO S		65	6	7634	
318 DENMARK	19	1999	25	3183	
327 FRANCE			1	70	
335 GERMANY	10	11767	20	24179	
400 U STATES	571	373655	1590	1023027	
	890	547499	2245	1464223	
TYPECASTING MACHINES AND PARTS					5516
400 U STATES		130319		482147	
		130319		482147	
TYPEMAKING ACCESSORIES AND PTS					5817
100 U KINGDOM				22	
400 U STATES		47096		64739	
		47096		64761	
AIR COMPRESSING MACH AND PARTS					5521
100 U KINGDOM		8837		23526	
400 U STATES		201696		504717	
		210533		528243	
BAKERY MACHINERY AND PARTS					5522
100 U KINGDOM		17609		52524	
400 U STATES		186027		505652	
		203636		558176	
BOX END MACHINERY AND PARTS					5523
400 U STATES				106	
				106	

IMPORTS INTO CANADA FOR CONSUMPTION

Articles and Countries from which Imported	MONTH OF MARCH 1950		THREE MONTHS ENDED MARCH 1950		Class Number
	Quantities	Values (\$)	Quantities	Values (\$)	
COAL CARBONIZING MACH AND PTS 400 U STATES		1386		15569	5524
		1386		15569	
CLAY PRODUCTS MACH AND PARTS 400 U STATES		2527		31431	5526
		2527		31431	
COAL COKE AND GAS MACH AND PTS 100 U KINGDOM 400 U STATES		26		3067	5527
		9414		30935	
		9440		34002	
WASTE RECOVERY MACH AND PARTS 100 U KINGDOM 400 U STATES				1172	5528
		1819		8710	
		1819		9882	
COAL HANDLING MACHINES AND PTS 400 U STATES		454		59351	5529
		454		59351	
CONCRETE MIXING MACH AND PARTS 100 U KINGDOM 400 U STATES	NO				5530
	1	216	1	2106	
	13	15202	57	78612	
	14	15418	58	80718	
CRANES HDISTS NOP AND PARTS 100 U KINGDOM 400 U STATES	NO				5531
	58	9637	100	53951	
	209	622393	588	1275010	
	267	632030	688	1328961	
DENTAL ENGINES ELECTRIC 100 U KINGDOM 400 U STATES	NO				5532
	19	3285	31	5456	
	58	30968	105	37985	
	77	34253	136	43441	
DIES FOR STAMPING METAL PLATES					5533
HAND FIRE EXTINGUISHERS 100 U KINGDOM 400 U STATES		860		1320	5534
		81712		195623	
		82572		196943	
FERTILIZER MACHINERY AND PARTS 400 U STATES		89104		135079	5535
		89104		135079	
FISH PREPARING MACH AND PARTS 100 U KINGDOM 400 U STATES				1359	5536
		11550		13292	
		11550		14651	
REFRIGERATING MACH AND PARTS 100 U KINGDOM 400 U STATES		15835		27638	5537
		350440		941035	
		366275		968673	
KEYMAKING MCH FOR CANS AND PTS					5538
LAWN MOWERS 100 U KINGDOM 400 U STATES	NO				5539
	18678	110528	33585	190506	
	2017	52676	2249	73214	
	20695	163204	35834	263720	
LEATHER MACHINERY AND PARTS 400 U STATES		31928		137666	5540
		31928		137666	
LDGGING MACHINERY AND PARTS 100 U KINGDOM 400 U STATES		244		488	5541
		216756		498659	
		217000		499147	
METAL DRILLING MACH AND PARTS 100 U KINGDOM 317 CZECHO S 327 FRANCE 335 GERMANY 400 U STATES		71503		126940	5542
		25		25	
		601		445	
		274886		601	
		347015		721054	
				849065	
METAL GRINDING MACH AND PARTS 100 U KINGDOM 317 CZECHO S 375 SWEDEN 376 SWITZRLNO 400 U STATES		20478		63151	5543
		15		15	
		5349		6460	
		241527		25	
		267369		851298	
				920949	
METALWORKING LATHES AND PARTS 100 U KINGDOM 327 FRANCE 335 GERMANY 376 SWITZRLND 400 U STATES		31665		63783	5544
				1093	
		1569		4067	
		40		72	
		466691		1099214	
		499965		1168229	
METAL MILLING MACHINES AND PTS 100 U KINGDOM 327 FRANCE 400 U STATES		92681		113005	5545
				1003	
		251883		558056	
		344564		672064	
METALWORKING PLANERS AND PARTS 100 U KINGDOM 400 U STATES		720		1440	5546
		6793		57989	
		7513		59429	
METALWORKING PRESSES AND PARTS 100 U KINGDOM 327 FRANCE 335 GERMANY 400 U STATES		5613		29263	5547
				395	
				232	
		418254		1921618	
		423867		1951508	

IMPORTS INTO CANADA FOR CONSUMPTION

Articles and Countries from which Imported	MONTH OF MARCH 1950		THREE MONTHS ENDED MARCH 1950		Class Number
	Quantities	Values (\$)	Quantities	Values (\$)	
METAL ROLLING MILL MCH AND PTS 100 U KINGDOM 400 U STATES					5548
				10926	
		107268		342732	
		107268		353658	
METAL SHAPERS SLOTTERS AND PTS 100 U KINGDOM 400 U STATES					5549
		4604		8012	
		68799		326150	
		73403		334162	
METALWORKING MCH N O P AND PTS 100 U KINGDOM 335 GERMANY 375 SWEDEN 376 SWITZRLND 400 U STATES					5550
		2979		35936	
		2889		4074	
		10		10	
		226		257	
		450078		1333628	
		456182		1373905	
MOTION PICTURE PROJECTORS 100 U KINGDOM 327 FRANCE 376 SWITZRLND 400 U STATES					5551
		34720		45435	
		149		189	
				800	
		111932		257804	
		146801		304228	
NET MAKING MACHINES AND PARTS					5552
OIL PRODUCING MACH AND PARTS					5554
OZONE GENERATORS AND PARTS 400 U STATES					5555
		1406		9415	
		1406		9415	
PAPER MILL MACHINES AND PARTS 100 U KINGDOM 335 GERMANY 400 U STATES					5556
		385		6717	
		1492		1492	
		185390		375810	
		187267		384019	
PULP MILL MACHINES AND PARTS 400 U STATES					5557
		65904		114192	
		65904		114192	
POWER PUMPS N O P AND PARTS 100 U KINGDOM 400 U STATES	NO				5558
	3	1214	52	11705	
	1487	344763	4129	947962	
	1490	345977	4181	959667	
RIFLE MAKING MACHINERY					5559
ROAD MAKING MACHINERY AND PTS 100 U KINGDOM 306 BELGIUM 400 U STATES					5560
				1075	
		695		734	
		87473		273558	
		88168		275367	
TRENCH AND DITCH MACH AND PTS 100 U KINGDOM 400 U STATES					5561
		14298		14298	
		2158		3243	
		16456		17541	
ROLLERS STREET ROAD AND PARTS 100 U KINGDOM 400 U STATES	NO				5562
		681	1	4069	
	1	10039	3	20165	
	1	10720	4	24234	
ROLLS SAND CAST CHILLED CAST 100 U KINGDOM 400 U STATES					5563
				5970	
		119933		314540	
		119933		320510	
SAWMILL MACHINERY AND PARTS 400 U STATES					5564
		38063		125425	
		38063		125425	
SCRAPERS RAILWAY OR ROAD 400 U STATES					5565
				55392	
				55392	
SHOE MACHINERY AND PARTS 100 U KINGDOM 317 CZECHO S 318 DENMARK 344 ITALY 400 U STATES					5566
		967		2935	
				509	
				346	
				2285	
		41434		116455	
		42401		122530	
SHOVELS POWER AND PARTS 100 U KINGDOM 400 U STATES	NO				5567
		350	6	78661	
	14	343876	64	996839	
	14	344226	70	1075500	
STAVE MAKING MACH AND PARTS 400 U STATES					5568
		55		1627	
		55		1627	
STREET CLEANING MACH AND PARTS 400 U STATES					5569
		36243		75880	
		36243		75880	
BEEET SUGAR MACHINERY AND PARTS 400 U STATES					5570
		2161		7749	
		2161		7749	
VENEER DRYING MACHINES AND PTS 400 U STATES					5571
		18817		60530	
		18817		60530	
WATER METERS N O P AND PARTS 100 U KINGDOM 400 U STATES	NO				5572
	13	3486	29	5627	
	3	24353	30	88624	
	16	27839	59	94251	
WATER TURBINES AND PARTS 100 U KINGDOM 400 U STATES					5573
				110	
		24246		29968	
		24246		30078	

IMPORTS INTO CANADA FOR CONSUMPTION

Articles and Countries from which Imported	MONTH OF MARCH 1950		THREE MONTHS ENDED MARCH 1950		Class Number
	Quantities	Values (\$)	Quantities	Values (\$)	
WIRE STITCHER STAPLERS AND PTS 375 SWEDEN 400 U STATES		47489		3206 142327	5574
YARN CORD FABRIC MACH AND PTS 100 U KINGDOM 317 CZECHOS 335 GERMANY 376 SWITZRLND 400 U STATES		184187 9843 2542 6599 1209094 1412265		443842 9893 2542 9094 3707731 4173102	5575
ALL MACHINERY N O P AND PARTS 100 U KINGDOM 306 BELGIUM 317 CZECHOS 318 DENMARK 327 FRANCE 335 GERMANY 344 ITALY 354 NETHRLNDS 375 SWEDEN 376 SWITZRLND 400 U STATES		180274 464 45 7849 1370 1418 140 49539 161 2932743 3174003		412410 205 564 12372 9049 4292 1418 205 52215 2545 8413462 8908737	5576
CIGARETTE CIGAR MACH AND PARTS 100 U KINGDOM 375 SWEDEN 400 U STATES		36997 65202 102199		228890 173 79675 308738	5577
VENEER OR PLYWOOD MACH AND PTS 100 U KINGDOM 400 U STATES		1373 25221 26594		2284 67657 69941	5578
PURIFIERS FOR FISH OILS 400 U STATES		942 942		1244 1244	5579
FORGED STEEL ROLLS 400 U STATES		45066 45066		254241 254241	5580
FIXED METERS GAUGES FOR LIQUID 100 U KINGDOM 400 U STATES		24811 24811		1592 74421 76013	5581
AIR CONDITIONING APP AND PARTS 100 U KINGDOM 376 SWITZRLND 400 U STATES		3888 2814 175086 181788		5054 2814 654799 662667	5582
DIES IN THE ROUGH 100 U KINGDOM 400 U STATES		739 4128 4867		739 9043 9782	5583
BOTTLING MACHINES AND PARTS 100 U KINGDOM 400 U STATES		19 362023 362042		2631 676502 679133	5584
BULLDOZERS EARTHMOVERS AND PTS 100 U KINGDOM 400 U STATES	NO	12 25117 138 666874 150 691991	15 402 417	31935 1907057 1938992	5585
CONVEYING EQUIPMENT AND PARTS 100 U KINGDOM 400 U STATES		925 158219 159144		12697 544022 556719	5586
POWER JACKS AND PARTS 100 U KINGDOM 400 U STATES	NO	331 6049 2799 95779 3130 101828	361 6237 6598	9481 229418 238899	5587
STONE CRUSHING MACH AND PARTS 100 U KINGDOM 400 U STATES		85819 85819		118 142494 142612	5588
WOODWORKING MACH AND PARTS NOP 100 U KINGDOM 335 GERMANY 376 SWITZRLND 400 U STATES		14816 756 6237 131616 153425		33442 1417 6237 465632 506728	5589
SPRINGS FOR SURGICAL TRUSSES 400 U STATES	L8	15 168 15 168	70 70	272 272	5591
SPRINGS FOR RAILWAY VEHICLES 400 U STATES		475 475		14111 14111	5592
SPRINGS FOR OTHER VEHICLES 400 U STATES		348 348		2886 2886	5593
SPRINGS FOR FURNITURE 400 U STATES		1852 1852		2055 2055	5594
SPRINGS FOR CLOCKS 400 U STATES		6545 6545		8951 8951	5595
BATHS BATHTUBS OF STEEL 100 U KINGDOM		2438		2674	5600

IMPORTS INTO CANADA FOR CONSUMPTION

Articles and Countries from which Imported	MONTH OF MARCH 1950		THREE MONTHS ENDED MARCH 1950		Class Number
	Quantities	Values (\$)	Quantities	Values (\$)	
400 U STATES		23016		77276	
BASINS CLOSETS SINKS		25454		79950	
100 U KINGDOM		7967		18189	5601
400 U STATES		16467		79158	
		24434		97347	
CONTAINERS TINPLATE FOR FOOD					5602
400 U STATES		78942		234220	
		78942		234220	
CONTAINERS TINPLATE N O P					5603
100 U KINGDOM		681		2097	
309 BRAZIL				694	
381 ALASKA				137	
400 U STATES		65424		183337	
		66105		186265	
HOLLOW WARE ENAMELLED IRON					5604
100 U KINGDOM		4965		14047	
354 NETHRLNDS				958	
400 U STATES		15360		47732	
		20325		62737	
HOLLOW WARE IRON N O P					5605
100 U KINGDOM		1608		3324	
231 HONG KONG				12	
327 FRANCE		70		70	
400 U STATES		194104		497196	
		195782		500602	
KITCHEN DAIRY HOLLOW WARE TIN					5606
100 U KINGDOM				314	
400 U STATES		10362		23936	
		10362		24250	
MFRS OF TIN AND TINPLATE N O P					5607
100 U KINGDOM		4866		9974	
231 HONG KONG				73	
327 FRANCE				855	
347 JAPAN		254		833	
376 SWITZRLND		26		26	
400 U STATES		151325		355940	
		156471		367701	
ANVILS AND VISES					5621
100 U KINGDOM		3803		8466	
375 SWEDEN				16	
400 U STATES		15904		43537	
		19707		52019	
AUGERS BITS AND DRILLS					5622
100 U KINGDOM		49233		113709	
234 AUSTRALIA		110		390	
327 FRANCE		565		4137	
335 GERMANY		4292		13119	
375 SWEODEN		1718		3235	
376 SWITZRLND				105	
400 U STATES		103622		313609	
		159540		448304	
AXES					5623
375 SWEDEN	DOZ	226	2819	230	2871
400 U STATES		3	98	15	313
		229	2917	245	3184
FILES N O P AND RASPS					5624
100 U KINGDOM	DOZ	168	477	1291	3145
335 GERMANY		40	46	40	46
375 SWEODEN				244	1788
376 SWITZRLND				615	2269
400 U STATES		5782	28426	17248	78394
		5997	28949	19438	85642
HACK SAW BLADES					5625
100 U KINGDOM		2781		6497	
375 SWEDEN		332		332	
400 U STATES		18688		40138	
		21801		46967	
SAWS N O P					5626
100 U KINGDOM		446		5477	
327 FRANCE				1676	
335 GERMANY		597		1283	
359 NORWAY				445	
375 SWEDEN		4020		12095	
376 SWITZRLND		32		32	
400 U STATES		25497		85849	
		30592		106857	
WRENCHES					5627
100 U KINGDOM		1735		4264	
335 GERMANY		637		3211	
375 SWEODEN		736		1470	
400 U STATES		110289		280645	
		113397		289590	
ADZES CLEAVERS HATCHETS PLANES					5628
100 U KINGDOM		8881		21893	
234 AUSTRALIA		1873		3979	
327 FRANCE		122		299	
335 GERMANY		2057		5164	
375 SWEDEN		3544		13296	
376 SWITZRLND				111	
400 U STATES		91964		230578	
		108441		275320	

IMPORTS INTO CANADA FOR CONSUMPTION

Articles and Countries from which Imported	MONTH OF MARCH 1950		THREE MONTHS ENDED MARCH 1950		Class Number
	Quantities	Values (\$)	Quantities	Values (\$)	
ENGINEERS PRECISION TOOLS					5629
100 U KINGDOM		22415		42173	
207 UN SD AFR				90	
234 AUSTRALIA				340	
317 CZECHO S				213	
327 FRANCE		217		690	
335 GERMANY		3944		13809	
347 JAPAN		1191		1418	
376 SWITZRLND		10693		24433	
400 U STATES		199821		457669	
		238281		540835	
TOOLS N O P					5630
100 U KINGDOM		26554		61025	
234 AUSTRALIA				406	
327 FRANCE				217	
335 GERMANY		6153		9413	
375 SWEDEN		1316		7710	
376 SWITZRLND		1260		1848	
400 U STATES		292214		856908	
		327497		937527	
FILES MANICURE					5631
100 U KINGDDM		378		1347	
335 GERMANY		231		337	
400 U STATES		4230		8024	
		4839		9708	
AUTOMOBILES FREIGHT NEW	NO				5641
100 U KINGDDM	290	273922	1252	1057962	
400 U STATES	72	270219	471	1270645	
	362	544141	1723	2328607	
AUTOS PASS NEW UNDER 1200 DOL	NO				5642
100 U KINGDDM	7198	6096400	16546	13874206	
317 CZECHO S	18	11811	69	47224	
327 FRANCE	17	10934	96	70913	
400 U STATES	1	1171	1	1171	
	7234	6120316	16712	13993514	
AUTOS PASS NEW 1200 TD 210DDDL	NO				5643
100 U KINGDOM	87	118312	165	233598	
327 FRANCE			4	5690	
400 U STATES	168	272755	466	749171	
	255	391067	635	988459	
AUTOS PASS NEW N O P	NO				5644
100 U KINGDOM	40	90664	73	194480	
400 U STATES	11	30098	32	79009	
	51	120762	105	273489	
MOTOR OMNIBUSES NEW	NO				5645
400 U STATES	5	64963	6	75087	
	5	64963	6	75087	
PARTS OF MOTOR BUS BODIES 4381					5646
100 U KINGDOM				546	
400 U STATES		439463		1371030	
		439463		1371576	
AXLES BRAKES CLUTCHES TRUCK					5648
100 U KINGDOM		8118		14398	
400 U STATES		574371		1665603	
		582489		1680001	
AUTO PARTS OF STEEL 438E3					5649
100 U KINGDOM		110505		322998	
317 CZECHO S				4902	
327 FRANCE		574		3840	
400 U STATES		3470785		9838682	
		3581864		10170422	
BICYCLES N O P	NO				5651
100 U KINGDOM	4713	90378	11493	227258	
305 AUSTRIA	49	1100	49	1100	
317 CZECHO S			50	754	
327 FRANCE	28	938	107	3422	
344 ITALY	76	3204	76	3204	
354 NETHRLNDS	2	62	2	62	
400 U STATES	118	4325	331	10791	
	4986	100007	12108	246591	
BICYCLE PARTS					5652
100 U KINGDOM		33142		89130	
327 FRANCE				123	
344 ITALY		886		1191	
400 U STATES		6749		14960	
		40777		105404	
CARS RAILWAY 8DX AND FLAT	NO				5653
400 U STATES	6	13026	21	36003	
	6	13026	21	36003	
CARS RAILWAY PASSENGER	NO				5654
CARS RAILWAY TANK	NO				5655
400 U STATES	9	18450	2324	3560362	
	9	18450	2324	3560362	
CARS RAILWAY N O P	NO				5656
400 U STATES	12	11747	43	41350	
	12	11747	43	41350	
CARS RAILWAY PARTS OF					5657
100 U KINGDDM		977		977	
400 U STATES		96173		205268	
		97150		206245	
MOTOR RAIL CARS AND PARTS	NO				5658
381 ALASKA	1	138	1	318	
400 U STATES		12052		46812	
	1	12190	1	47130	

IMPORTS INTO CANADA FOR CONSUMPTION

Articles and Countries from which Imported	MONTH OF MARCH 1950		THREE MONTHS ENDED MARCH 1950		Class Number
	Quantities	Values (\$)	Quantities	Values (\$)	
MOTOR CYCLES SIDE CARS AND PTS	NO				5660
100 U KINGDOM	668	182243	1171	354486	
317 CZECHO S	79	11162	112	25526	
335 GERMANY			6	955	
400 U STATES	20	46667	57	88230	
	767	240072	1346	469197	
MOTOR VEHICLES N O P	NO				5661
100 U KINGDOM	4	4697	16	14575	
227 BAHAMAS	1	1129	1	1129	
317 CZECHO S			3	2026	
344 ITALY			1	786	
400 U STATES	73	105014	282	407517	
	78	110840	303	426033	
TRACTION ENGINES NOP AND PARTS	NO				5663
TRICYCLES N O P	NO				5664
100 U KINGDOM	81	1470	98	1724	
400 U STATES	1120	3925	1609	5660	
	1201	5395	1707	7384	
AUTOMOBILE PARTS TARIFF 4388					5665
100 U KINGDOM		11570		29643	
400 U STATES		839957		2470801	
		851527		2500444	
AUTOMOBILE PARTS TARIFF 438C					5666
100 U KINGDOM		13991		33698	
317 CZECHO S				875	
327 FRANCE				518	
400 U STATES		388622		934667	
		402613		969758	
AUTO PARTS 438C1 438C2 438C3					5667
100 U KINGDOM		1104		6194	
400 U STATES		4844137		14265166	
		4845241		14271360	
AUTO PARTS NOT STEEL 438E3 4					5669
100 U KINGDOM		40075		76738	
317 CZECHO S				1340	
327 FRANCE		1371		3184	
344 ITALY		10		124	
375 SWEDEEN				726	
400 U STATES		1318868		3805904	
		1360324		3888016	
FRAMES FOR BICYCLES	NO				5670
TRUCKS BOOIES FOR STREET CARS					5671
FACTORY WAREHOUSE TRUCKS MOTOR	NO				5672
100 U KINGDOM	2	5635	15	51018	
400 U STATES	60	180717	190	529814	
	62	186352	205	580832	
ROLLER BEARINGS AND PARTS					5680
100 U KINGDOM		2908		12911	
335 GERMANY				1047	
375 SWEDEEN		13575		52829	
400 U STATES		188333		528328	
		204816		595115	
ANCHORS FOR VESSELS	CWT				5681
100 U KINGDOM	271	2484	422	3962	
400 U STATES	195	6233	430	10200	
	466	8717	852	14162	
ANNULAR BALL BEARINGS FOR AUTO					5682
100 U KINGDOM		2730		2730	
400 U STATES		291375		743141	
		294105		745871	
BALLS ROLLERS FOR BEARINGS					5683
375 SWEDEEN		1117		1117	
400 U STATES		8240		24343	
		9357		25460	
BURNISHING BALLS					5684
400 U STATES		71		2460	
		71		2460	
BALL BEARINGS AND PARTS N O P					5685
100 U KINGDOM		18323		42106	
327 FRANCE				48	
375 SWEDEN		41492		138512	
376 SWITZRLNO		57		1245	
400 U STATES		197535		548458	
		257407		730369	
BOTTLES STEEL FOR GAS					5686
100 U KINGDOM		620		1169	
220 BERMUOA				1910	
227 BAHAMAS		850		2270	
400 U STATES		112008		235513	
		113478		240862	
BAYONETS SWOROS FOILS MASKS					5687
100 U KINGDOM		37		394	
327 FRANCE				391	
400 U STATES				51	
		37		836	
MATERIALS FOR CREAM SEPARATORS					5688
DRUMS CYLINDERS BARRELS TANKS					5690
100 U KINGDOM		3547		4035	
381 ALASKA		115		210	
400 U STATES		54458		185482	
		58120		189727	

Articles and Countries from which Imported	MONTH OF MARCH 1950		THREE MONTHS ENDED MARCH 1950		Class Number
	Quantities	Values (\$)	Quantities	Values (\$)	
FRAMES FOR PURSES RETICULES					
100 U KINGDOM		1991		9830	5691
327 FRANCE		11		260	
400 U STATES		50420		145528	
		52422		155618	
FURNITURE OF METAL					
100 U KINGDOM		9229		48322	5692
375 SWEDEN		2309		2309	
376 SWITZRLMO				118	
400 U STATES		102179		239700	
		113717		290449	
MATERIALS FOR BUOYS					
100 U KINGDOM				6161	5693
400 U STATES		906		23083	
		906		29244	
GOLF SHAFTS OF SEAMLESS STEEL					
100 U KINGDOM		16048		45173	5694
375 SWEDEN				1156	
400 U STATES		69		4705	
		16117		51034	
MATERIALS FOR RIFLES					
METAL PARTS FOR SHOTGUNS					
400 U STATES		957		2637	5696
		957		2637	
GUN BARRELS ROUGH BORED					
400 U STATES		322		522	5697
		322		522	
GUNS RIFLES AIR GUNS FIREARMS					
100 U KINGDOM		13709		23303	5698
306 BELGIUM		29		208	
317 CZECHO S				127	
375 SWEDEN		440		880	
400 U STATES		15248		44864	
		30126		69382	
GUNS NOT MADE IN CANADA					
100 U KINGDOM		26833		43722	5699
306 BELGIUM		8519		15038	
317 CZECHO S		11431		11525	
344 ITALY		949		949	
375 SWEDEN		3772		8086	
400 U STATES		49040		163857	
		100544		243177	
KNIFE FORK SCIBBORS BLANKS					
100 U KINGDOM				96	5700
400 U STATES		14658		43519	
		14658		43615	
METAL PARTS LOOSELEAF BINDERS					
100 U KINGDOM		2242		7033	5701
400 U STATES		26104		54993	
		28346		62026	
MAGIC LANTERNS AND SLIDES					
100 U KINGDOM		3978		10931	5702
327 FRANCE		3542		7151	
335 GERMANY				21	
400 U STATES		74362		206318	
		81882		224421	
PRESSED STEEL BELT PULLEYS					
100 U KINGDOM		2189		6835	5703
400 U STATES		5265		15415	
		7454		22250	
RAILWAY TIES FISH PLATES IRON					
100 U KINGDOM	CWT		2191	10609	5704
400 U STATES		1167	5492	52256	
		1167	7683	62865	
RAILWAY INTERSECTION LAYOUTS					
400 U STATES		6208		13822	5705
		6208		13822	
SAFES AND DOORS FOR VAULTS					
100 U KINGDOM		284		1344	5706
400 U STATES		35020		113485	
		35304		114829	
SCALES BALANCES WEIGHING BEAMS					
100 U KINGDOM		7940		27981	5707
335 GERMANY		1009		1257	
376 SWITZRLMO		139		470	
400 U STATES		95881		245919	
		104969		275627	
STEEL WOOL					
400 U STATES		420		4380	5708
		420		4380	
LATH OF IRON OR STEEL					
100 U KINGDOM	CWT	335	3635	32290	5709
400 U STATES		64	490	7732	
		399	4125	40022	
VALVES IRON OR STEEL N O P					
100 U KINGDOM		22846		92869	5713
400 U STATES		240970		654700	
		263816		747569	
MANUFACTURES OF IRON STEEL NOP					
100 U KINGDOM		136247		313010	5714
231 HONG KONG		30		79	
234 AUSTRALIA		221		291	
305 AUSTRIA		159		159	
306 BELGIUM		654		2801	

IMPORTS INTO CANADA FOR CONSUMPTION

Articles and Countries from which Imported	MONTH OF MARCH 1950		THREE MONTHS ENDED MARCH 1950		Class Number
	Quantities	Values (\$)	Quantities	Values (\$)	
317 CZECHO S				205	
327 FRANCE		1726		4332	
335 GERMANY		561		819	
347 JAPAN		177		386	
354 NETHRLNDS		43		3679	
375 SWEDEEN		4661		6670	
376 SWITZRLND		40		1181	
381 ALASKA				11	
400 U STATES		2167664		5716706	
		2312183		6050329	
COOKING STOVES COAL OR WOOD	NO				5715
100 U KINGDOM	1	108	7	1212	
400 U STATES	3	299	78	3571	
	4	407	85	4783	
COOKING STOVES ELEC OVER 25DOL	NO				5716
400 U STATES	81	12303	214	31041	
	81	12303	214	31041	
COOKING STOVES GAS OVER 10 DOL	NO				5717
400 U STATES	463	35626	1733	133979	
	463	35626	1733	133979	
COOKING STOVES OIL OVER 10 DOL	NO				5718
100 U KINGDOM	100	1698	100	1698	
400 U STATES	290	10390	306	11443	
	390	12088	406	13141	
FURNACES DOMESTIC HOT WATER					5719
400 U STATES		100		2569	
		100		2569	
FURNACES DOMESTIC WARM AIR	NO				5720
400 U STATES	39	8179	52	10459	
	39	8179	52	10459	
OIL BURNERS	NO				5721
400 U STATES	191	24425	847	110271	
	191	24425	847	110271	
RADIATORS CAST IRON	SQ FT				5722
400 U STATES	372	326	1545	1249	
	372	326	1545	1249	
ELECTRIC COOKING APPARATUS NOP					5723
100 U KINGDOM		29432		49908	
400 U STATES		73455		197503	
		102887		247411	
HEATING COOKING APPARATUS NOP					5724
100 U KINGDOM		1009		9108	
400 U STATES		16878		60765	
		17887		69873	
PARTS HEATING AND COOKING APP					5725
100 U KINGDOM		2145		6151	
400 U STATES		408112		1235428	
		410257		1241579	
OVENS COMMERCIAL BAKERY					5726
100 U KINGDOM		928		4861	
400 U STATES		9790		69512	
		10718		74373	
GAS STOVE THERMOSTATS LIGHTERS					5727
400 U STATES		24029		93240	
		24029		93240	
HEATERS OIL 20 DOLLARS OR OVER	NO				5728
400 U STATES	514	19673	1429	48042	
	514	19673	1429	48042	
METAL STAMPINGS FOR BATHTUBS	CWT				5729
400 U STATES	5278	77659	14208	206541	
	5278	77659	14208	206541	
INDUSTRIAL FURNACES AND PARTS					5730
100 U KINGDOM		2098		8575	
400 U STATES		111403		329809	
		113501		338384	
RANGE OIL BURNERS	NO				5731
400 U STATES			71	1511	
			71	1511	
WATER HEATERS OF ALL TYPES	NO				5732
100 U KINGDOM			4	178	
400 U STATES	118	7266	552	28526	
	118	7266	552	28704	

Articles and Countries from which Imported	MONTH OF MARCH 1950		THREE MONTHS ENDED MARCH 1950		Class Number
	Quantities	Values (\$)	Quantities	Values (\$)	
GROUP 6					
NONFERROUS METALS AND PRODUCTS					
ALUMINA	CWT				
100 U KINGDOM	45	520	130	1504	6001
400 U STATES	1488	24405	1755	28223	
	1533	24925	1885	29727	
BAUXITE ORE	CWT				
221 B GUIANA			120512	109124	6002
400 U STATES	95402	177038	402925	517558	
	95402	177038	523437	626682	
CRYOLITE OR KRYOLITE	CWT				
400 U STATES	70	829	1350	15010	6003
	70	829	1350	15010	
ALUMINUM PIGS INGOTS BLOCKS	CWT				
100 U KINGDOM	313	3109	313	3109	6004
400 U STATES	222	5947	232	6149	
	535	9056	545	9258	
ALUMINUM SCRAP	CWT				
400 U STATES	3129	25428	4269	41912	6005
	3129	25428	4269	41912	
ALUMINUM ANGLES CHANNELS BEAMS	CWT				
400 U STATES	317	28154	1010	94395	6006
	317	28154	1010	94395	
ALUMINUM BARS RODS AND WIRE	CWT				
400 U STATES	1213	39229	1287	43011	6007
	1213	39229	1287	43011	
ALUMINUM LEAF OR FOIL					
100 U KINGDOM				1434	6009
400 U STATES		10810		23616	
		10810		25050	
ALUMINUM PIPES AND TUBES	CWT				
400 U STATES	30	2272	222	12782	6010
	30	2272	222	12782	
ALUMINUM PLATES SHEETS STRIPS	CWT				
100 U KINGDOM	1237	28123	2369	52313	6011
400 U STATES	787	33540	4631	190229	
	2024	61663	7000	242542	
ALUMINUM POWDER	LB				
400 U STATES	945	617	16928	9997	6012
	945	617	16928	9997	
ALUMINUM WIRE AND CABLE	CWT				
400 U STATES	4	312	16	1325	6013
	4	312	16	1325	
ALUMINUM HOUSEHOLD HOLLOW WARE					
100 U KINGDOM		43942		102626	6014
306 BELGIUM				397	
375 SWEDEN				491	
400 U STATES		34042		75760	
		77984		179274	
ALUMINUM MANUFACTURES N O P					
100 U KINGDOM		21176		34138	6015
318 DENMARK				303	
327 FRANCE		215		2571	
335 GERMANY		196		1303	
344 ITALY		37		64	
375 SWEDEN				400	
376 SWITZRLND		850		1309	
400 U STATES		349523		1019592	
		371997		1059680	
BRASS IN BLOCKS INGOTS OR PIGS	CWT				
100 U KINGDOM	1620	24357	1620	24357	6021
400 U STATES			1	64	
	1620	24357	1621	24421	
BRASS SCRAP	CWT				
100 U KINGDDM			7	52	6022
400 U STATES	11	197	86	854	
	11	197	93	906	
BRASS IN BARS AND RODS	CWT				
100 U KINGDOM	87	1640	347	6654	6023
400 U STATES	137	6178	511	20773	
	224	7818	858	27427	
BRASS IN STRIPS SHEETS PLATES	CWT				
400 U STATES	180	9685	451	25399	6024
	180	9685	451	25399	
BRASS TUBING	CWT				
100 U KINGDOM	6	292	117	3001	6025
400 U STATES	482	35185	1852	115384	
	488	35477	1969	118385	
METAL CAPS FOR ELEC BATTERIES					
400 U STATES		4390		12458	6026
		4390		12458	
BRASS CUPS FOR PAPER CARTRIDGE					
					6027
BRASS OR BRONZE COIN LOCKS					
400 U STATES		241		709	6029
		241		709	
BRASS HAND PUMPS N O P					
100 U KINGDOM		143		143	6030
400 U STATES		1161		2629	
		1304		2772	
BRASS VALVES					
100 U KINGDOM		599		797	6031
344 ITALY		1699		1699	

IMPORTS INTO CANADA FOR CONSUMPTION

Articles and Countries from which Imported	MONTH OF MARCH 1950		THREE MONTHS ENDED MARCH 1950		Class Number
	Quantities	Values (\$)	Quantities	Values (\$)	
400 U STATES		148945		426103	
BRASS METERS AND PARTS		151243		428599	
100 U KINGDOM		3568		7802	6032
400 U STATES		9464		31878	
BRASS WIRE N O P		13032		39680	
LB					6033
100 U KINGDOM	800	478	900	517	
335 GERMANY	200	89	200	89	
400 U STATES	10659	6464	25910	15754	
BRASS WIRE CLOTH OR WOVEN WIRE		11659		16360	
100 U KINGDOM		7031		27010	6034
375 SWEDEN		1938		334	
400 U STATES		598		1938	
BRASS MANUFACTURES N O P		2536		6288	
100 U KINGDOM		42185		8560	6035
215 INDIA				88565	
231 HONG KONG				5883	
306 BELGIUM		117		231	
313 CHINA		96		717	
327 FRANCE		327		491	
335 GERMANY		175		14171	
344 ITALY		1100		1198	
347 JAPAN				166	
354 NETHRLNDS		881		1052	
375 SWEDEN				896	
376 SWITZRLND		219		1119	
400 U STATES		826552		1522	
BRASS WIRE FOR FOURDRINIER		871652		2238683	
400 U STATES		3375		2354694	6036
COPPER IN BLOCKS PIGS INGOTS		3375		5541	
400 U STATES	CWT			5541	6042
COPPER SCRAP		32	36	1489	
400 U STATES		1268	36	1489	
COPPER BARS FOR ELECTRIC WIRES	CWT		10	260	6043
400 U STATES			10	260	
COPPER IN BARS OR RODS N O P	CWT	2120	10044	214188	6044
100 U KINGDOM		44880		214188	
400 U STATES		2120	10044	214188	
COPPER IN STRIPS SHEETS PLATES	CWT	11	11	623	6046
100 U KINGDOM		53	159	7071	
400 U STATES		64	170	7694	
COPPER TUBING	CWT		165	8525	6047
100 U KINGDOM		178	526	22309	
400 U STATES		178	691	30834	
COPPER ROLLERS FOR WALL PAPER	CWT	238	238	10682	6048
100 U KINGDOM		241	837	53015	
400 U STATES		479	1075	63697	
COPPER WIRE N O P		19107		31427	6049
100 U KINGDOM		2924		5734	
400 U STATES		22031		37161	
COPPER WIRE CLOTH WOVEN WIRE	LB	4002	4002	1496	6050
100 U KINGDOM		8987	24190	12477	
400 U STATES		12989	28192	13973	
COPPER MANUFACTURES OF N O P		1083		1821	6051
100 U KINGDOM		1083		2201	
313 CHINA		2504		3496	6052
327 FRANCE				68	
400 U STATES		30806		116	
LEAD IN PIGS AND BLOCKS		33310		114750	
347 JAPAN	LB	421022	421022	40050	6061
363 PERU		40050	100068	13413	
388 YUGO SLAV			123380	16241	
400 U STATES		5791	52361	7406	
LEAD OLD AND SCRAP		426813	696831	77110	
316 CUBA	LB		105215	6976	6062
400 U STATES			215	22	
LEAD IN BARS AND SHEETS			105430	6998	6063
LEAD PIPE	LB				6064
LEAD CAPSULES FOR BOTTLES					6065
100 U KINGDOM		2891		11781	
354 NETHRLNDS		998		4885	
400 U STATES		3889		5051	
LEAD SHOT AND BULLETS	LB			21717	6066
100 U KINGDOM		250	430	119	
400 U STATES		63	267	125	
		250	697	244	

IMPORTS INTO CANADA FOR CONSUMPTION

Articles and Countries from which Imported	MONTH OF MARCH 1950		THREE MONTHS ENDED MARCH 1950		Class Number
	Quantities	Values (\$)	Quantities	Values (\$)	
TEA LEAD	LB				6067
LEAD MANUFACTURES N O P					6068
100 U KINGDOM		799		3561	
327 FRANCE		74		445	
335 GERMANY				520	
347 JAPAN		2013		2319	
354 NETHRLNDS		863		863	
400 U STATES		16223		48661	
		19972		56369	
RODS 90 PC NICKEL FOR WIRE	LB				6070
400 U STATES			99	65	
			99	65	
NICKEL NICKEL SILVER IN INGOTS	LB				6071
400 U STATES	8200	3927	20800	10204	
	8200	3927	20800	10204	
NICKEL BARS RODS STRIPS SHEETS	LB				6072
100 U KINGDOM			1710	2052	
359 NORWAY			394	257	
400 U STATES	227615	152477	632402	448472	
	227615	152477	634506	450781	
NICKEL SILVER BARS RODS STRIPS	LB				6073
400 U STATES	3408	2132	12032	7604	
	3408	2132	12032	7604	
NICKEL CHROMIUM IN BARS RODS	LB				6074
400 U STATES	8666	10436	25196	27180	
	8666	10436	25196	27180	
NICKEL MANUFACTURES NOT PLATED					6075
100 U KINGDOM		1818		6870	
400 U STATES		31561		106439	
		33379		113309	
NICKEL AND PLATED HOLLOW WARE					6076
100 U KINGDOM				187	
400 U STATES		305		865	
		305		1052	
NICKEL PLATED WARE N O P					6077
100 U KINGDOM		32648		92684	
231 HONG KONG				1958	
305 AUSTRIA		6582		16319	
306 BELGIUM				208	
317 CZECHO S				68	
327 FRANCE		251		1072	
335 GERMANY		1801		6712	
344 ITALY		137		182	
347 JAPAN		17838		44001	
375 SWEDEN		82		567	
376 SWITZRLND		457		528	
400 U STATES		366359		973328	
		426155		1137627	
ELECTRO PLATED WARE GILT WARE					6082
100 U KINGDOM		21416		49923	
231 HONG KONG				4486	
234 AUSTRALIA		90		90	
305 AUSTRIA		339		424	
317 CZECHO S				107	
327 FRANCE		806		1424	
335 GERMANY		1871		2831	
344 ITALY		139		989	
347 JAPAN		16960		25116	
375 SWEDEN				166	
376 SWITZRLND				60	
400 U STATES		448416		1192762	
		490037		1278378	
GOLD FOR COMMERCIAL PURPOSES	OZ				6083
400 U STATES	156	5633	513	18362	
	156	5633	513	18362	
GOLD SILVER SWEEPS GOLD FRINGE					6084
327 FRANCE		442		1404	
400 U STATES		32		347	
		474		1751	
GOLD SILVER DUTCH METAL LEAF					6085
100 U KINGDOM		5149		15366	
335 GERMANY				415	
400 U STATES		5978		15125	
		11127		30906	
GOLD MANUFACTURES N O P					6086
100 U KINGDOM		3653		6434	
335 GERMANY				424	
400 U STATES		41969		78698	
		45622		85556	
PLATINUM PALLADIUM IRIDIUM					6087
100 U KINGDOM		1808585		6956361	
400 U STATES		18259		30435	
		1826844		6986796	
PLATINUM CRUCIBLES					6088
400 U STATES		33488		121328	
		33488		121328	
PLAT RETORT FOR SULPHURIC ACID					6089
BLACK OXIDE COPPER FOR COLOURS	LB				6090
100 U KINGDOM			200	154	
			200	154	
SILVER UNMANUFACTURED	OZ				6091
100 U KINGDOM			110	82	
400 U STATES	2440	1930	8107	6366	
	2440	1930	8217	6448	

Articles and Countries from which Imported	MONTH OF MARCH 1950		THREE MONTHS ENDED MARCH 1950		Class Number
	Quantities	Values (\$)	Quantities	Values (\$)	
COIN FOREIGN EXCEPT GOLD					6092
TOILET ARTICLES OF STERLING					6093
100 U KINGDOM		2723		4582	
400 U STATES		161		489	
		2884		5071	
SILVER MANUFACTURES N O P					6094
100 U KINGDOM		40219		104038	
215 INDIA				20	
231 HONG KONG				50	
313 CHINA				189	
318 DENMARK		906		2895	
327 FRANCE		105		366	
335 GERMANY		612		946	
344 ITALY		1090		1090	
347 JAPAN		249		4332	
352 MEXICO		47		47	
354 NETHRLNDS		543		543	
375 SWEDEN		168		168	
400 U STATES		12166		22753	
		56105		137437	
TIN BLOCKS PIGS OR BARS					6101
CWT					
100 U KINGDOM		55404	672	55404	
218 MALAYA	4256	438387	8736	814636	
306 BELGIUM	4474	376368	4474	376368	
400 U STATES	902	74590	4051	346321	
	10304	944749	17933	1592729	
TIN FOIL					6102
LB					
100 U KINGDOM			400	186	
400 U STATES		1260	2064	2550	
		1270		2736	
COLLAPSIBLE TUBES OF METAL					6103
400 U STATES		1869		11835	
		1869		11835	
ZINC SPELTER					6111
CWT					
ZINC BLOCKS PIGS BARS PLATES					6112
CWT					
400 U STATES	4	117	104	2301	
	4	117	104	2301	
ZINC STRIP AND SHEETS					6113
CWT					
100 U KINGDOM	185	2758	381	5758	
306 BELGIUM	84	1357	397	6355	
400 U STATES	3548	62275	8894	159734	
	3817	66390	9672	171847	
ZINC DUST					6115
CWT					
400 U STATES	863	13323	1373	21290	
	863	13323	1373	21290	
ZINC MANUFACTURES N O P					6116
100 U KINGDOM		1338		2630	
306 BELGIUM		338		338	
327 FRANCE		33		33	
400 U STATES		186060		534145	
		187769		537146	
ZINC SLUGS FOR DRY BATTERIES					6117
400 U STATES		17558		46166	
		17558		46166	
BABBITT METAL IN BLOCKS BARS					6121
CWT					
400 U STATES	19	816	64	2323	
	19	816	64	2323	
BRITANNIA METAL PIGS BLOCKS					6122
CWT					
BRITANNIA METAL MANUFACTURES					6123
100 U KINGDOM		398		2160	
400 U STATES		938		2924	
		1336		5084	
CHROMIUM TUNGSTEN FOR ALLOYS					6124
LB					
400 U STATES	864	4041	2286	10308	
	864	4041	2286	10308	
ALLOY SLUGS CAST WITH DIAMONDS					6125
400 U STATES		3654		14781	
		3654		14781	
PHOSPHOR TIN PHOSPHOR BRONZE					6126
LB					
100 U KINGDOM	63699	25767	139934	59372	
400 U STATES	124860	75572	189209	125915	
	188559	101339	329143	185287	
ALLOYS OF COPPER					6129
100 U KINGDOM				2790	
400 U STATES		9351		76906	
		9351		79696	
ALLOYS OF MAGNESIUM					6130
100 U KINGDOM				2351	
400 U STATES		10667		22596	
		10667		24947	
CLOCKS					6131
NO					
100 U KINGDOM	128	1270	931	5957	
306 BELGIUM			11	57	
317 CZECHO S			1000	793	
327 FRANCE	493	1210	856	2206	
335 GERMANY	7351	23381	22163	49798	
344 ITALY	1	553	1	553	
347 JAPAN	403	1011	803	2133	
354 NETHRLNDS			30	214	
376 SWITZRLNO	2720	14365	3175	17477	
400 U STATES	20370	97729	81276	326760	
	31466	139519	110246	405948	

IMPORTS INTO CANADA FOR CONSUMPTION

Articles and Countries from which Imported	MONTH OF MARCH 1950		THREE MONTHS ENDED MARCH 1950		Class Number
	Quantities	Values (\$)	Quantities	Values (\$)	
CLOCK MOVEMENTS AND CASES					6132
100 U KINGDOM		1922		3594	
327 FRANCE		885		973	
335 GERMANY		12542		17250	
376 SWITZRLND				153	
400 U STATES		5418		24284	
		20767		46254	
PARTS OF CLOCK MOVEMENTS					6133
100 U KINGDDM		164		496	
327 FRANCE				33	
335 GERMANY		1700		3911	
376 SWITZRLND		1972		3303	
400 U STATES		45948		135235	
		49784		142978	
TIME RECORDERS					6134
100 U KINGDOM		454		511	
376 SWITZRLND		263		655	
400 U STATES		19422		41785	
		20139		42951	
WATCHES					6135
100 U KINGDOM		2584		3757	
305 AUSTRIA				15	
327 FRANCE		65		2108	
335 GERMANY		55		55	
354 NETHRLMDS		25		25	
376 SWITZRLND		243357		475224	
400 U STATES		5218		20560	
		251304		501744	
WATCH CASES AND PARTS					6136
100 U KINGDOM				458	
306 BELGIUM				940	
327 FRANCE		772		2097	
376 SWITZRLND		12850		36246	
400 U STATES		121585		326012	
		135207		365753	
WATCH ACTIONS AND MOVEMENTS					6137
327 FRANCE				858	
376 SWITZRLND		348869		967743	
400 U STATES		71178		104744	
		420047		1073345	
PARTS OF WATCH MOVEMENTS					6138
376 SWITZRLND		27019		79140	
400 U STATES		41085		88592	
		68104		167732	
BATTERIES FLASHLIGHT AND PARTS					6139
400 U STATES				52	
				52	
BATTERIES HEARING AID AND PTS					6140
400 U STATES		26192		67364	
		26192		67364	
BATTERIES ELECTRIC PRIMARY NOP					6141
100 U KINGDOM		228		11012	
400 U STATES		9526		23191	
		9754		34203	
BATTERIES STORAGE N O P PARTS					6142
100 U KINGDOM		8151		14963	
400 U STATES		52890		206093	
		61041		221056	
APPARATUS ELECTRIC HEATING NOP					6143
100 U KINGDOM		267		2739	
400 U STATES		37784		145640	
		38051		148379	
DYNAMOS GENERATORS AND PTS NOP					6144
100 U KINGDOM		54264		157227	
234 AUSTRALIA				257	
327 FRANCE		289		289	
335 GERMANY		8449		8948	
400 U STATES		198585		942663	
		261587		1109384	
FUSES FUSE PLUGS CUTOUTS PARTS					6145
100 U KINGDOM		213		4677	
400 U STATES		31373		104212	
		31586		108889	
FLUORESCENT TUBES ARC LAMPS					6146
NO			1000	360	
100 U KINGDOM				360	
400 U STATES	3200	4186	52022	15611	
	3200	4186	53022	15971	
LAMPS ELECTRIC CARBON FILAMENT					6147
NO			6	36	
400 U STATES			6	36	
LAMPS ELECTRIC METAL FILAMENT					6148
NO	200	49	2222	2610	
100 U KINGDOM				390	
347 JAPAN			25000	390	
400 U STATES	3556	1973	10727	6422	
	3756	2022	37949	9422	
LIGHTS HEAD SIDE TAIL TORCHES					6149
100 U KINGDOM		2703		9686	
231 HONG KONG		21447		54735	
234 AUSTRALIA				537	
327 FRANCE		107		138	
376 SWITZRLND		554		554	
400 U STATES		39874		125723	
		64685		191373	
ELECTRIC LIGHT FIXTURES N O P					6150
100 U KINGDOM		6692		10187	

IMPORTS INTO CANADA FOR CONSUMPTION

Articles and Countries from which Imported	MONTH OF MARCH 1950		THREE MONTHS ENDED MARCH 1950		Class Number
	Quantities	Values (\$)	Quantities	Values (\$)	
317 CZECHOSLOVAKIA		6344		37713	
326 FINLAND				1180	
327 FRANCE		174		1234	
335 GERMANY		225		1925	
344 ITALY		2973		7666	
347 JAPAN		1572		7649	
376 SWITZERLAND				172	
400 U STATES		319397		827880	
		337377		895606	
LIGHTNING ARRESTERS REACTORS					6151
400 U STATES		17471		35946	
		17471		35946	
MAGNETOS FOR GAS ENGINES					6152
400 U STATES		6497		13367	
		6497		13367	
METERS ELECTRIC AND PARTS N O P					6153
100 U KINGDOM		8631		11713	
376 SWITZERLAND				514	
400 U STATES		71408		197105	
		80039		209332	
MOTORS ELECTRIC UNDER 10 DOL	NO				6154
100 U KINGDOM	1400	12112	2002	17464	
400 U STATES	17343	64150	42980	164615	
	18743	76262	44982	182079	
MOTORS ELEC OVER 10DOL AND PTS					6155
100 U KINGDOM		90719		227187	
327 FRANCE				30	
375 SWEDEN				5015	
376 SWITZERLAND		1285		3596	
400 U STATES		691970		2000821	
		783974		2236649	
RHEOSTATS CONTROLLERS STARTERS					6156
100 U KINGDOM		19329		53202	
376 SWITZERLAND		11477		17458	
400 U STATES		559812		1498453	
		590618		1569113	
SAD IRONS ELECTRIC AND PARTS					6157
100 U KINGDOM		6127		33784	
400 U STATES		7844		32219	
		13971		66003	
SELFCONTAINED LIGHTING OUTFITS					6158
400 U STATES		1387		7195	
		1387		7195	
SOCKETS OUTLETS RECEPTACLES					6159
100 U KINGDOM		113		136	
400 U STATES		62785		155807	
		62898		155943	
SPARK PLUGS MAGNETS IGNITION					6160
400 U STATES		2212		6093	
		2212		6093	
SWITCHES SWITCHBOARDS AND PTS					6161
100 U KINGDOM		25813		52043	
376 SWITZERLAND		11384		37532	
400 U STATES		383315		1243054	
		420512		1332629	
SWITCH GEAR FOR COAL MINES					6162
100 U KINGDOM		5826		32001	
400 U STATES		266		7349	
		6092		39350	
TELEGRAPH APPARATUS AND PARTS					6163
100 U KINGDOM		805		2870	
400 U STATES		114368		329935	
		115173		332805	
TELEPHONE APPARATUS AND PARTS					6164
100 U KINGDOM		90764		248502	
318 DENMARK				309	
400 U STATES		596531		1487975	
		687295		1736586	
TRANSFORMERS AND PARTS N O P					6165
100 U KINGDOM		27108		70417	
376 SWITZERLAND				139	
400 U STATES		146085		384005	
		173193		454561	
RADIO TUBES	NO				6166
100 U KINGDOM	491	354	619	1330	
354 NETHRLNDS	95	138	381	3018	
400 U STATES	164223	146622	476059	463209	
	164811	147114	477059	467557	
RADIO APPARATUS N O P					6167
100 U KINGDOM		36347		135543	
327 FRANCE				22	
354 NETHRLNDS		8225		12198	
381 ALASKA				196	
400 U STATES		581378		1644726	
		625950		1792685	
ELECTRIC DRY SHAVING MACHINES					6168
100 U KINGDOM		6484		6504	
354 NETHRLNDS				158	
400 U STATES		95193		286496	
		101677		293158	
ELECT STEAM GENERATORS AND PTS	NO				6169
100 U KINGDOM		173903		179195	
376 SWITZERLAND				817	
400 U STATES	3	369524	3	383168	
	3	543427	3	563180	

Articles and Countries from which Imported	MONTH OF MARCH 1950		THREE MONTHS ENDED MARCH 1950		Class Number
	Quantities	Values (\$)	Quantities	Values (\$)	
ELECTRIC APPARATUS N O P					6170
100 U KINGDOM		50598		104611	
327 FRANCE		323		497	
347 JAPAN				278	
354 NETHRLNDS		100		100	
375 SWEDEN		28276		28276	
376 SWITZRLNO		548		4272	
400 U STATES		927462		2419893	
		1007307		2557927	
ELECTRIC PRECISION INSTRUMENTS					6171
100 U KINGDOM		38280		60925	
400 U STATES		188260		476346	
		226540		537271	
ELECTRIC OR GAS WELDING APP					6172
100 U KINGDOM		7020		10082	
400 U STATES		217673		651936	
		224693		662018	
RADIO RECEIVING SETS	NO				6173
100 U KINGDOM		672	66	13009	
400 U STATES	13	15890	558	33803	
	250	16562	624	46812	
	263				
RADIO SET PARTS TARIFF 4450					6175
100 U KINGDOM		1023		3775	
400 U STATES		266449		874607	
		267472		878382	
RADIO TUBE PARTS TARIFF 445P					6176
100 U KINGDOM		257		257	
400 U STATES		125156		297482	
		125413		297739	
SOUND EQUIPMENT					6177
100 U KINGDOM		1696		4551	
400 U STATES		90101		204775	
		91797		209326	
LIGHTING FIXTURES GAS COAL OIL					6181
100 U KINGDOM		425		2040	
231 HONG KONG				212	
317 CZECHO S				106	
327 FRANCE				429	
400 U STATES		17401		34352	
		17826		37139	
GAS MANTLES GAS BURNERS					6182
400 U STATES		1634		3749	
		1634		3749	
GAS METERS AND PARTS					6183
100 U KINGDOM		12		12	
400 U STATES		21512		76117	
		21524		76129	
PLATES CYLINDERS ENGRAVERS					6191
100 U KINGDOM		1263		7385	
400 U STATES		76518		180937	
		77781		188322	
PLATES PRINTING 2 COLOURS					6192
100 U KINGDOM				86	
354 NETHRLNDS				272	
400 U STATES		22132		83297	
		22132		83655	
PLATES FOR PRINTING MUSIC					6193
400 U STATES		4956		7268	
		4956		7268	
STEREOTYPES ELECTROTYPES N O P	80 IN				6194
400 U STATES		2703	29922	11492	
	5645	2703	29922	11492	
MATRICES FOR STEREOTYPES 475A	80 IN				6195
327 FRANCE		45	36684	102	
400 U STATES		867325	2683005	8107	
		882805	2719689	8209	
STEREOTYPES FOR BOOKS	80 IN				6196
100 U KINGDOM			228	55	
400 U STATES		580528	2195794	92124	
		580528	2196022	92179	
STEREOTYPES FOR ADVERTISEMENTS	80 IN				6197
100 U KINGDOM		20894	633	955	
400 U STATES		361197	25205	933865	
		382091	25838	955779	
TYPE METAL IN BLOCKS PLATES	LB				6198
TYPE PRINTING CHASES QUINS					6199
100 U KINGDOM		1510		5621	
354 NETHRLNDS				733	
400 U STATES		13391		50397	
		14901		56751	
PRINTG PLATES FOR PUBLICATIONS					6200
100 U KINGDOM		1575		1787	
327 FRANCE		251		251	
400 U STATES		51204		174465	
		53030		176503	
TUNGSTEN BEARING ORES	CWT				6208
KYANITE CRUDE OR CALCINED	CWT				6209
400 U STATES		150	829	1125	3950
		150	829	1125	3950
CHROME ORE	CWT				6210
204 S RHOD			831	577	
379 TURKEY			11565	29096	
400 U STATES		1048	7704	15925	
		1048	2266	20100	45598

IMPORTS INTO CANADA FOR CONSUMPTION

Articles and Countries from which Imported	MONTH OF MARCH 1950		THREE MONTHS ENDED MARCH 1950		Class Number
	Quantities	Values (\$)	Quantities	Values (\$)	
ANTIMONY OR REGULUS OF 400 U STATES	LB 45384	11776	1262367	354779	6211
BISMUTH METALLIC NATURAL	LB 45384	11776	1262367	354779	6212
CINNABAR	LB				6214
COBALT ORE	CWT				6215
MANGANESE OXIDE	CWT				6216
100 U KINGDOM			141	441	
312 CHILE	3105	9420	10017	30048	
400 U STATES	6846	27759	20333	79861	
	9951	37179	30491	110350	
ORES OF METALS N O P	CWT				6217
100 U KINGDOM	2657	11650	6827	27735	
308 BOLIVIA	105577	821267	105577	821267	
337 GUATEMALA	48467	236010	48467	236010	
352 MEXICO	15203	58133	16342	62758	
363 PERU	202615	1302399	291099	1898019	
400 U STATES	1187	6069	3801	19691	
	375706	8435528	472113	3065480	
MERCURY OR QUICKSILVER	LB				6218
100 U KINGDOM	500	656	500	656	
352 MEXICO	760	812	1520	1619	
400 U STATES	14077	13058	115915	116061	
	15337	14526	117935	118336	
ANODES NICKEL ZINC COPPER ETC					6219
400 U STATES		692		3578	
		692		3578	
ARTICLES FOR AGRIC IMPLEMENTS					6220
100 U KINGDOM		2244		2244	
400 U STATES		77791		156348	
		80035		158592	
ARTICLES FOR STORAGE BATTERIES					6221
400 U STATES		31682		82198	
		31682		82198	
BELLS FOR CHURCHES					6222
327 FRANCE		688		6488	
400 U STATES		1725		7327	
		2413		13815	
BELLS AND GONGS N O P					6223
100 U KINGDOM		5091		6925	
215 INDIA				187	
317 CZECHOSLOVAKIA				34	
327 FRANCE		422		919	
335 GERMANY		37		123	
344 ITALY		35		35	
347 JAPAN				477	
400 U STATES		15680		39901	
		21265		48601	
SLIPE OR ZIPPER FASTENERS					6225
400 U STATES		4642		7543	
		4642		7543	
BUCKLES CLASPS EYELETS HOOKS					6226
100 U KINGDOM		2721		6974	
376 SWITZERLAND				214	
400 U STATES		103028		267960	
		105749		275148	
CAGES BIRD SQUIRREL RAT WIRE					6227
100 U KINGDOM		1231		14409	
400 U STATES		1580		3968	
		2811		18377	
CHRONOMETERS COMPASSES SHIPS					6228
100 U KINGDOM		10197		18619	
400 U STATES		16950		67142	
		27147		85761	
METAL ARTICLES FOR JEWELLERY					6229
100 U KINGDOM		239		4060	
335 GERMANY		254		283	
400 U STATES		88151		232869	
		88644		237212	
ARTICLES FOR USE IN FISHERIES					6230
100 U KINGDOM		14706		17337	
366 PORTUGAL		2017		6542	
372 SPAIN		659		1233	
400 U STATES		2700		7491	
		20082		32603	
ARTICLES N O P FOR MFR SHIPS					6232
100 U KINGDOM		25913		73016	
400 U STATES		131771		288048	
		157684		361064	
ELEMENTS FOR LAMP FILAMENTS					6233
400 U STATES		54550		163271	
		54550		163271	
METAL PTS FOR COVERED BUTTONS					6234
100 U KINGDOM		3072		3481	
400 U STATES		23511		75839	
		26583		79320	
NAILS TACKS BRASS OR COPPER					6235
400 U STATES		214		572	
		214		572	
PATTERNS OF METAL NOT MODELS					6236
400 U STATES		42399		89023	
		42399		89023	
UMBRELLA PARTS EXCEPT FABRIC					6237
100 U KINGDOM				902	

IMPORTS INTO CANADA FOR CONSUMPTION

Articles and Countries from which Imported	MONTH OF MARCH 1950		THREE MONTHS ENDED MARCH 1950		Class Number
	Quantities	Values (\$)	Quantities	Values (\$)	
327 FRANCE		42		42	
335 GERMANY		261		1151	
400 U STATES		35935		111270	
		36238		113365	
RIVETS BURRS BRASS OR COPPER					6238
100 U KINGDOM				402	
400 U STATES		10199		31494	
		10199		31896	
SCREWS OF METAL N O P					6240
100 U KINGDOM		66		604	
400 U STATES		7402		13766	
		7468		14370	
SHOE AND CORSET EYELETS HOOKS					6241
344 ITALY		4169		4191	
400 U STATES		22984		65755	
		27153		69946	
TIPS STUOS FOR CORSET CLASPS					6242
100 U KINGDOM				472	
400 U STATES		457		1580	
		457		2052	
TRACTION ENGINE MATERIALS					6243
WIRE FOR SHOE NAILING MACHINES	LB				6245
400 U STATES	2298	609	9498	2173	
	2298	609	9498	2173	
WIRE NON FERROUS COVERED					6247
100 U KINGDOM		16467		43431	
400 U STATES		93963		237874	
		110430		281305	
WIRE TINSEL FOR BRAIDS CORDS					6248
335 GERMANY				1059	
400 U STATES		2478		6341	
		2478		7400	
WIRE STRANDED NON FERROUS					6249
100 U KINGDOM		203		553	
400 U STATES		4414		14219	
		4617		14772	
WIRE NON FERROUS N O P					6250
100 U KINGDOM		5285		6459	
400 U STATES		16179		38744	
		21464		45203	
NON FERROUS METALS AND PRODUCT					6251
100 U KINGDOM		14551		26918	
347 JAPAN				2645	
352 MEXICO				8155	
400 U STATES		49725		160982	
		64276		198700	
PARTS FOR MFR OF SHUTTLES					6252
100 U KINGDOM		60		180	
400 U STATES		11397		37629	
		11457		37809	
HINGES FOR JEWELLERY BOXES					6253
400 U STATES		3524		7211	
		3524		7211	
MATERIALS FOR MFR MINING MACH					6254
400 U STATES		2886		4409	
		2886		4409	
MAGNESIUM SCRAP	LB				6255
METAL POWDER FRICTION MATERIAL					6256
400 U STATES		1712		6318	
		1712		6318	

Articles and Countries from which Imported	MONTH OF MARCH 1950		THREE MONTHS ENDED MARCH 1950		Class Number
	Quantities	Values (\$)	Quantities	Values (\$)	
GROUP 7					
NON METALLIC MINERALS					
ASBESTOS PACKING	LB				7001
100 U KINGDOM	8549	3311	33423	18048	
400 U STATES	39294	17966	70286	36173	
	47843	21277	103709	54221	
ASBESTOS BRAKE LINING FOR AUTO					7002
100 U KINGDOM		5615		12839	
400 U STATES		37934		77793	
		43549		90632	
ASBESTOS MANUFACTURES N O P					7003
100 U KINGDOM		12940		32190	
306 BELGIUM		1598		1598	
400 U STATES		84057		286195	
		98595		319983	
ASBESTOS CLUTCH FACINGS AUTO					7004
100 U KINGDOM		737		802	
400 U STATES		25564		60050	
		26301		60852	
BRAKE LININGS AND FACINGS NOP					7005
100 U KINGDOM		1315		3246	
400 U STATES		4958		8745	
		6273		11991	
CHINA CLAY GROUND	CWT				7011
100 U KINGDOM	30108	33425	111487	86848	
400 U STATES	85024	76922	238290	219514	
	115132	110347	349777	306362	
FIRE CLAY GROUND	CWT				7012
100 U KINGDOM	852	430	6758	2827	
400 U STATES	90651	24777	268394	78883	
	91503	25207	275152	81710	
PIPE CLAY GROUND	CWT				7013
400 U STATES	600	448	3300	2582	
	600	448	3300	2582	
CLAYS N O P GROUND					7014
100 U KINGDOM				61	
400 U STATES		30162		78520	
		30162		78581	
ZIRCONIUM SILICATE					7015
400 U STATES		4635		12428	
		4635		12428	
ZIRCONIUM OXIDE					7016
400 U STATES		3495		11678	
		3495		11678	
SAGGARS FOR CERAMIC PRODUCTS					7017
400 U STATES					
		30272		35033	
		30272		35033	
ACTIVATED CLAY TO REFINE OILS					7018
400 U STATES					
		26227		60260	
		26227		60260	
GROG FOR REFRACTORY MATERIALS	TON				7019
400 U STATES	360	8224	977	22542	
	360	8224	977	22542	
BRICK BUILDING	TON				7021
400 U STATES	1611	25657	5132	88345	
	1611	25657	5132	88345	
BRICK FIRE CHROME					7022
400 U STATES		94196		185162	
		94196		185162	
BRICK FIRE MAGNESITE					7023
400 U STATES		17831		60912	
		17831		60912	
BRICK FIRE 90 PER CENT SILICA					7024
400 U STATES		77065		183505	
		77065		183505	
BRICK FIRE 100 OOL THOUSAND					7025
400 U STATES		14853		45241	
		14853		45241	
BRICK FIRE FURNACE OR KILN					7026
100 U KINGDOM		2092		53485	
400 U STATES		250608		705140	
		252700		758625	
BRICK FIRE N O P					7027
100 U KINGDOM		8774		25754	
400 U STATES		159304		455971	
		168078		481725	
BRICK PAVING	TON				7028
400 U STATES	259	3939	525	8907	
	259	3939	525	8907	
BUILDING BLOCKS BUILDING TILE					7029
100 U KINGDOM		3585		3585	
400 U STATES		26172		67909	
		29757		71494	
DRAIN PIPES SEWER PIPES N O P					7030
100 U KINGDOM		293		8116	
400 U STATES		6375		19470	
		6668		27586	
DRAIN TILES NOT GLAZED					7031
TILES FOR MOSAIC FLOORING					7032
100 U KINGDOM		3942		11970	
306 BELGIUM		2603		2603	
400 U STATES		17637		42488	
		24182		57061	

IMPORTS INTO CANADA FOR CONSUMPTION

Articles and Countries from which Imported	MONTH OF MARCH 1950		THREE MONTHS ENDED MARCH 1950		Class Number
	Quantities	Values (\$)	Quantities	Values (\$)	
EARTHENWARE TILES FOR ROOFING 306 BELGIUM 400 U STATES		262		3633	7033
TILES EARTHENWARE N O P		262		3655	
100 U KINGDOM		47161		114640	7034
306 BELGIUM		409		851	
317 CZECHO S		1457		4174	
344 ITALY		8550		21658	
400 U STATES		29086		57736	
		86663		199059	
CHINA AND PORCELAIN WARE N O P		1658		4462	7043
100 U KINGDOM				15	
313 CHINA				343	
327 FRANCE				30	
335 GERMANY				72	
344 ITALY		72		340	
347 JAPAN				9853	
400 U STATES		11583		13280	
				18542	
DEMIJOHNS CHURNS CROCKS N O P		1377		3657	7045
400 U STATES		1377		3657	
TABLEWARE OF CHINA PORCELAIN		901236		2361359	7046
100 U KINGDOM		2722		6142	
231 HONG KONG				720	
317 CZECHO S				1487	
318 DENMARK		112		5997	
327 FRANCE		2385		22841	
335 GERMANY		9848		754	
340 HUNGARY		754		8345	
344 ITALY		1634		53533	
347 JAPAN		29927		219	
354 NETHRLNDS				16	
376 SWITZRLNO				335092	
400 U STATES		138291		2796505	
		1086909			
STONEWARE EARTHENWARE N O P		56167		132257	7047
100 U KINGDOM		409		1342	
231 HONG KONG		388		388	
306 BELGIUM		308		936	
313 CHINA				333	
317 CZECHO S				860	
318 DENMARK				13	
326 FINLAND		13		886	
327 FRANCE		114		2858	
335 GERMANY		836		564	
340 HUNGARY		564		17335	
344 ITALY		4131		24983	
347 JAPAN		11551		616	
352 MEXICO		616		736	
354 NETHRLNDS		75		55	
376 SWITZRLNO		55		232956	
400 U STATES		98440		417118	
		173667			
CHEMICAL STONEWARE ACIO RESIST		569		2603	7048
100 U KINGDOM		7265		15962	
400 U STATES		7834		18565	
PORCELAIN RUBBER GLOVE FORMS		901		2713	7049
400 U STATES		901		2713	
ARTIFICIAL TEETH NOT MOUNTED				462	7051
100 U KINGDOM		68900		209736	
400 U STATES		68900		210198	
BATHS BATHTUBS BASINS ETC N O P		28326		84925	7052
100 U KINGDOM		1237		1237	
347 JAPAN		123514		296670	
400 U STATES		153077		382832	
CRUCIBLES N O P AND COVERS		748		8893	7053
100 U KINGDOM		3938		16637	
400 U STATES		4686		25530	
INSULATORS ELECTRIC PORCELAIN		1760		3657	7055
100 U KINGDOM		83948		245381	
400 U STATES		85708		249038	
MANUFACTURES OF CLAY N O P		216		1702	7056
100 U KINGDOM				1996	
215 INDIA		45012		111394	
400 U STATES		45228		115092	
BRIQUETTES OF COAL OR COKE	TON	20374	237763	58646	7060
400 U STATES		20374	237763	58646	
ANTHRACITE SCREENINGS OR OUBT	TON	1274	4646	3060	7061
400 U STATES		1274	4646	3060	
ANTHRACITE DOMESTIC SIZES	TON	11901	143539	15244	7062
100 U KINGDOM				178010	

IMPORTS INTO CANADA FOR CONSUMPTION

Articles and Countries from which Imported	MONTH OF MARCH 1950		THREE MONTHS ENDED MARCH 1950		Class Number
	Quantities	Values (\$)	Quantities	Values (\$)	
400 U STATES	232567	3145225	593120	7982794	
ANTHRACITE SMALLER SIZES N O P	244468	3288764	608364	8160804	7063
100 U KINGDOM			2734	23291	
400 U STATES	41954	348496	112382	919058	
COAL BITUMINOUS AND COAL N O P	41954	348496	115116	942349	7064
100 U KINGDOM			7840	67538	
381 ALASKA			10	475	
400 U STATES	1156353	6121237	3898261	20945978	
COAL LIGHTITE	1156353	6121237	3906111	21013991	7065
400 U STATES	61	442	946	4888	
COAL EXWAREHOUSED SHIPS STORES	61	442	946	4888	7066
400 U STATES	846	4083	3910	20090	
BENZOL	846	4083	3910	20090	7070
100 U KINGDOM					
400 U STATES	100	19	100	19	
COAL TAR CRUDE IN BULK	403	179	121626	20369	7071
100 U KINGDOM	503	198	121726	20388	
400 U STATES	23150	4150	23150	4150	
COAL PITCH	20568	3125	50309	6637	7072
100 U KINGDOM	43718	7275	73459	10787	
400 U STATES	2501	3383	3749	5917	
CARBOLIC OR HEAVY OIL	11635	14764	29146	37412	7073
100 U KINGDOM	14136	18147	32895	43329	
234 AUSTRALIA					
400 U STATES	1100	199	666612	136551	
COKE PETROLEUM	28563	5900	2200	498	7074
400 U STATES	29663	6099	102046	18721	
COKE GROUND FOR BATTERIES			770858	155770	7075
400 U STATES	9159	178328	35984	724615	
COKE N O P	9159	178328	35984	724615	7077
400 U STATES	18	2137	51	4863	
DECANTERS AND TUMBLERS	18	2137	51	4863	7079
100 U KINGDOM					
306 BELGIUM		203		225	
317 CZECHO B		308		556	
335 GERMANY				89	
375 SWEODEN		132		382	
400 U STATES		68391		132	
LAMP CHIMNEYS		69034		161326	7080
400 U STATES				162710	
GLASS PLATES FOR OPTICAL MFR		4812		23343	7081
100 U KINGDOM		4812		23343	
335 GERMANY		53		53	
400 U STATES		72015		2210	
GLASS CARBOYS BOTTLES JARS		72068		172078	7082
100 U KINGDOM				174341	
231 HONG KONG		3547		10313	
305 AUSTRIA		486		59	
306 BELGIUM		321		1102	
317 CZECHO S		360		581	
327 FRANCE		444		2384	
347 JAPAN		1291		2002	
354 NETHRLNOS				3283	
375 SWEODEN				40	
400 U STATES		217543		12	
GLASS TABLEWARE CUT GLASS N O P		223992		647105	7083
100 U KINGDOM				666881	
220 BERMUDA		18620		48405	
231 HONG KONG		108		108	
306 BELGIUM		3522		26	
317 CZECHO S		4341		13743	
318 DENMARK		45		21319	
327 FRANCE		2315		45	
335 GERMANY		2421		2879	
340 HUNGARY		63		3191	
344 ITALY		275		2990	
347 JAPAN		2647		2197	
354 NETHRLNDS		1101		4101	
375 SWEODEN		2650		1101	
376 SWITZRLND				3653	
400 U STATES		66800		305	
LAMP BULBS AND TUBING FOR		104908		179045	7084
100 U KINGDOM				283108	
335 GERMANY		64		64	
400 U STATES		970		970	
GLASS SHADES OR GLOBES		229663		611863	7085
100 U KINGDOM		230697		612897	

IMPORTS INTO CANADA FOR CONSUMPTION

Articles and Countries from which Imported	MONTH OF MARCH 1950		THREE MONTHS ENDED MARCH 1950		Class Number
	Quantities	Values (\$)	Quantities	Values (\$)	
400 U STATES		3977		7714	
LENSES GLASS N O P		4800		8790	7086
100 U KINGDOM		398		1179	
400 U STATES		18005		69060	
FRESNEL TYPE LENSES GLOBES		18403		70239	7087
400 U STATES		6375		12592	
MOULDED SHAPES FOR ELECT FIXT		6375		12592	7088
100 U KINGDOM		11		11	
317 CZECHO S		504		866	
400 U STATES		121066		349627	
HEAT RESISTING GLASSWARE		121581		350504	7089
100 U KINGDOM		1342		3407	
400 U STATES		95393		245519	
COMMON COLOURLESS WINDOW GLASS		96735		248926	7091
100 U KINGDOM	SQ FT	2234353	161530	6086990	431319
306 BELGIUM		1240380	80857	2826820	186562
317 CZECHO S		424310	24345	708860	40874
327 FRANCE		59500	3682	59500	3682
400 U STATES		573170	46272	1404544	119860
GLASS FOR PHOTO DRY PLATES		4531713	316686	11086714	782297
PLATE GLASS NOT OVER 7 SQ FT	SQ FT	265294	85479	588045	195952
100 U KINGDOM		110	30	4685	1316
306 BELGIUM		370425	140723	1183142	441579
400 U STATES		635829	226232	1775872	638847
PLATE GLASS 7 TO 25 SQ FT	SQ FT	141771	53387	400749	159248
100 U KINGDOM		11858	3978	45056	15118
306 BELGIUM		143077	69185	418079	203247
400 U STATES		296706	126550	863884	377613
PLATE GLASS N O P	SQ FT	222086	79513	630128	230732
100 U KINGDOM		71583	31071	191635	82275
306 BELGIUM		9807	4630	10421	5299
327 FRANCE		30860	16872	168166	81095
400 U STATES		334336	132086	1000350	399401
GERMAN MIRROR PLATE UNBILVERED		143		483	7096
400 U STATES		143		483	
LAMINATED GLASS SHEETS OR MFRS		1680		9507	7097
100 U KINGDOM		1028		3921	
400 U STATES		2708		13428	
GLASS UNCOLOURED OVER 34 OZ	SQ FT	310234	55292	812393	157799
100 U KINGDOM		70517	13996	143635	31944
306 BELGIUM		7995	1030	7995	1030
317 CZECHO S		129898	33777	267408	66077
400 U STATES		518644	104095	1231431	256850
GLASS SHEETS WIRED	SQ FT	61061	13517	164942	33028
100 U KINGDOM		28907	13438	45272	17142
400 U STATES		89968	26955	210214	50170
ORNAMENTAL WINDOW GLASS	SQ FT	5008	2138	47152	14026
100 U KINGDOM		4725	863	11813	1908
306 BELGIUM		23151	16813	55202	35649
400 U STATES		32884	19814	114167	51583
PAINTED OBSCURED WHITE GLASS	SQ FT	46620	6016	205510	27910
100 U KINGDOM		3623	998	26835	3769
306 BELGIUM		174172	39092	367393	76959
317 CZECHO S		224415	46106	603658	109054
400 U STATES					
STAINED OR ORNAMENTAL WINDOWS		710		710	7113
201 IRELAND				2880	
306 BELGIUM		8472		10792	
327 FRANCE				442	
344 ITALY				693	
375 SWEDEN		9182		15517	
SILVERED GLASS N O P		2203		8253	7114
100 U KINGDOM				744	
306 BELGIUM				248	
327 FRANCE		143		143	
335 GERMANY				261	
344 ITALY		3051		6965	
347 JAPAN		15817		35901	
400 U STATES		21214		52515	
GLASS BALLS FOR FIBRES OR YARN		3757		22321	7120
400 U STATES		3757		22321	
GLASS TO BE CUT OR MOUNTED		559		676	7121
100 U KINGDOM		1695		8316	
306 BELGIUM		3592		6202	
317 CZECHO S					

IMPORTS INTO CANADA FOR CONSUMPTION

Articles and Countries from which Imported	MONTH OF MARCH 1950		THREE MONTHS ENDED MARCH 1950		Class Number
	Quantities	Values (\$)	Quantities	Values (\$)	
327 FRANCE		118		118	
335 GERMANY				2475	
400 U STATES		36097		163078	
GLASS BLANKS FOR REFLECTORS		42061		180865	7122
400 U STATES		6644		41690	
BEADS FOR MFR IMITATION PEARLS		6644		41690	7123
347 JAPAN		1429		2253	
400 U STATES		21003		58598	
ARTIFICIAL EYES CONTACT LENSES		22432		60851	7124
100 U KINGDOM				104	
400 U STATES		526		2979	
PHOTOGRAPHIC DRY PLATES		526		3083	7125
100 U KINGDOM		1963		5329	
306 BELGIUM				321	
400 U STATES		6669		22815	
SPECTACLES EYE GLASS LENSES		8632		28465	7126
100 U KINGDOM		20		322	
347 JAPAN				220	
400 U STATES		51645		108402	
MANUFACTURES OF GLASS N O P		51665		108944	7127
100 U KINGDOM		4395		11447	
306 BELGIUM		250		332	
317 CZECHO S		3233		9271	
327 FRANCE		1301		2767	
335 GERMANY		211		331	
344 ITALY		33		2410	
347 JAPAN		380		380	
354 NETHRLNDS		122		122	
375 SWEDEN				106	
376 SWITZRLND		608		1261	
400 U STATES		145934		360092	
GLASS WOOL OR FIBRE GLASS	LB	156467		388519	7128
400 U STATES		5691	152524	49906	
GLASS BLDCKS		5691	152524	49906	7129
400 U STATES		28845		108471	
PLUMBAGO NOT GROUND OR MFRD		28845		108471	7131
352 MEXICO				10843	
400 U STATES		7241		7767	
CRUCIBLES PLUMBAGO AND COVERS		7241		18610	7132
100 U KINGDOM		3174		9430	
400 U STATES		5466		19936	
PLUMBAGO GROUND AND MFRS NOP		8640		29366	7133
100 U KINGDOM		1426		1862	
400 U STATES		26495		63672	
ASPHALTUM OR ASPHALT		27921		65534	7141
400 U STATES	CWT	23633	58953	191412	
ASPHALTUM OIL FOR PAVING		23633	58953	191412	7143
OIL FOR CONCENTRATION OF ORES	GAL				7151
400 U STATES		24202	39902	32360	
CRUDE PETROLEUM FOR REFINING		24202	39902	32360	7153
225 TRINIDAD	M GAL		3465	262181	
303 ARABIA		33640	1524664	89013	4029940
387 VENEZUELA		94434	7596723	205673	16883038
400 U STATES		76137	6341274	210031	17543726
PETROLEUM TOPS FOR REFINERS		204211	15462661	508182	38718883
225 TRINIDAD	GAL		9105	652	7154
FUEL DIL EXWARE SHIPS STORES			9105	652	7156
400 U STATES	GAL	1202698	49266	2198799	89925
CRUDE PETROLEUM LESS THAN 8155		1202698	49266	2198799	89925
CRUDE PETROLEUM N O P	GAL				7158
400 U STATES		23642	1743	116559	8986
AVIATION GASOLINE		23642	1743	116559	8986
381 ALABKA	GAL				7161
400 U STATES		481183	110417	5490700	1205974
KEROSENE N O P		481183	110417	5605626	1241518
357 NETH ANT	GAL				7162
381 ALABKA				379189	41286
400 U STATES		1465190	182379	74107	15833
ENGINE DISTILLATE 8017 OR OVER		1465190	182379	3308107	405985
400 U STATES	GAL			3761403	463104
GASOLINE UNDER 8236 BP G N O P		5630	778	10602	1443
381 ALABKA		5630	778	10602	1443
	GAL	132903	34897	357431	88088

Articles and Countries from which Imported	MONTH OF MARCH 1950		THREE MONTHS ENDED MARCH 1950		Class Number
	Quantities	Values (\$)	Quantities	Values (\$)	
400 U STATES	4072608	667042	11091579	1608639	
CABINGHEAD GASOLINE BLENDING	4205511	701939	11449010	1696727	7165
400 U STATES	GAL				
	1571861	163679	7650080	875064	
LUB OILS UNDER 25C PER GAL	1571861	163679	7680080	875064	7166
400 U STATES	GAL				
	681427	127717	1759115	326684	
PETRO LUB OILS 25C GAL OR OVER	681427	127717	1759115	326684	7167
100 U KINGDOM	GAL				
327 FRANCE	1166	1095	1563	1494	
381 ALASKA			13	66	
400 U STATES	928	939	1945	2277	
	415782	195158	1132633	543594	
OILS MINERAL N O P	417876	197192	1136154	547431	7168
400 U STATES	GAL				
	75400	87803	256491	267724	
PETROLEUM LUB OIL FOR MEDICINE	75400	87803	256491	267724	7170
STOVE OIL NO 1 FUEL OIL	GAL				
357 NETH ANT			7899064	826272	7171
381 ALASKA			554534	100735	
400 U STATES	10200609	1181516	14899896	1817672	
LIGHT FUEL OILS NOS 2 AND 3	10200609	1181516	23353494	2744679	7172
400 U STATES	GAL				
	1230540	124971	2773829	308481	
HEAVY FUEL OILS NOS 4 5 AND 6	1230540	124971	2773829	308481	7173
400 U STATES	GAL				
	10018489	395898	19492939	801670	
DIESEL FUEL	10018489	395898	19492939	801670	7174
400 U STATES	GAL				
	11124370	1086379	20046314	2045139	
TRACTOR FUEL	11124370	1086379	20046314	2045139	7175
400 U STATES	GAL				
			410	60	
PETROL GREASE LUBRICATING NOP			410	60	7181
100 U KINGDOM	LB				
381 ALASKA	385	174	441	191	
400 U STATES	29106	4157	35359	5089	
	770540	74938	1902210	179703	
PETROL JELLIES TOILET MEDICINE	800031	79269	1945010	184983	7182
400 U STATES					
		54616		160061	
PARAFFINE WAX		54616		160061	7183
400 U STATES	LB				
	1624824	131734	5466267	413740	
CANDLES PARAFFINE WAX	1624824	131734	5466267	413740	7184
400 U STATES	LB				
	14672	4195	37678	10009	
PRODUCTS OF PETROLEUM N O P	14672	4195	37678	10009	7185
100 U KINGDOM	GAL				
381 ALASKA			120	257	
400 U STATES	208679	107803	3032	1389	
LIQUEFIED PETROLEUM GASES	208679	107803	395590	199982	7186
400 U STATES	LB				
	13553908	167567	34451913	440687	
NAPHTHA INCL SOLVENT NAPHTHA	13553908	167567	34451913	440687	7187
400 U STATES	GAL				
	305354	63601	1016241	218465	
ARTIFICIAL ABRASIVE GRAINS	305354	63601	1016241	218465	7191
400 U STATES					
		148965		419362	
DIAMONDS BLACK BORT FOR BORERS		148965		419362	7192
100 U KINGDOM	CARAT				
207 UN SD AFR	4724	25891	8296	34209	
221 G GUIANA	5469	29744	10569	55564	
306 BELGIUM			68	558	
309 BRAZIL	60	325	84	2756	
354 NETHRLNDS			294	2082	
400 U STATES	78173	380287	1000	7527	
	88426	438247	242651	1258310	
DIATOMACEOUS EARTH			262962	1361006	7193
100 U KINGDOM	CWT				
400 U STATES	21	89	21	89	
	33526	55186	90233	147111	
EMERY IN BULK	33547	55275	90254	147200	7194
100 U KINGDOM					
400 U STATES		11206		82	
		11206		25486	
GRINDING WHEELS BONDED				25568	7195
100 U KINGDOM					
400 U STATES		700		2513	
		68230		208280	
GRINDING STONES BLDCKS BONDED		68930		210793	7196
400 U STATES					
		12080		22214	
EMERY ART ABRASIVE MFRS N O P		12080		22214	7197
100 U KINGDOM					
344 ITALY		23		23	
400 U STATES		239		239	
		9413		21003	
GRINDSTONES 36 INCHES OR OVER		9675		21265	7198
	NO				

IMPORTS INTO CANADA FOR CONSUMPTION

Articles and Countries from which Imported	MONTH OF MARCH 1950		THREE MONTHS ENDED MARCH 1950		Class Number
	Quantities	Values (\$)	Quantities	Values (\$)	
GRINDSTONES N O P					
100 U KINGDOM	NO	80	82	158	156
400 U STATES		40	173	175	893
		180	255	333	1049
PUMICE PUMICE STONE LAVA TUFFA					
344 ITALY			561		1342
400 U STATES			10754		24255
			11315		25597
SANDPAPER EMERY PAPER CLOTH					
400 U STATES			2973		9079
			2973		9079
BUILDING STONE N O P					
400 U STATES	CWT	5366	2909	22053	16868
		5366	2909	22053	16868
GRANITE ROUGH					
326 FINLAND			68		1724
375 SWEDEN			2012		13383
400 U STATES			3206		10221
			5286		25328
GRANITE SAWN					
400 U STATES			2293		6290
			2293		6290
GRANITE MANUFACTURES					
100 U KINGDOM			25		322
326 FINLAND					316
375 SWEDEN			278		3388
400 U STATES			1796		2776
			2099		6802
GYPHUM					
100 U KINGDOM	TON	3	81	19	733
400 U STATES		67	2495	89	3448
		70	2576	108	4181
LIME					
100 U KINGDOM	CWT	400	484	400	484
400 U STATES		18510	9637	51032	26219
		18910	10121	51432	26703
PLASTER OF PARIS WALL PLASTER					
100 U KINGDOM	CWT	100	89	100	89
400 U STATES		5962	10347	20344	29222
		6062	10436	20444	29311
CEMENT PORTLAND WATER LIME					
100 U KINGDOM	CWT	35234	21828	50732	31771
400 U STATES		9073	11666	35247	38993
		44307	33494	85979	70764
CEMENT MANUFACTURES N O P					
100 U KINGDOM			8321		8321
400 U STATES			6586		17329
			14907		25650
WHITE PORTLAND CEMENT CLINKER					
400 U STATES	CWT	13421	12684	25330	23951
		13421	12684	25330	23951
MARBLE ROUGH					
344 ITALY			11764		14374
363 PERU			832		832
			12596		15206
MARBLE SAWN					
306 BELGIUM					1655
344 ITALY					5393
400 U STATES			2579		6033
			2579		13081
MARBLE FOR TOMBSTONES					
400 U STATES			6322		9955
			6322		9955
MARBLE MANUFACTURES N O P					
100 U KINGDOM			110		110
306 BELGIUM			22		22
344 ITALY			42		299
400 U STATES			4644		5133
			4818		5564
MARBLE ORNAMENTAL FOR CHURCHES					
327 FRANCE					6543
344 ITALY			6615		7097
			6615		13640
ROOFING SLATE					
400 U STATES	sq	97	1823	153	4272
		97	1823	153	4272
SLATE MANUFACTURES N O P					
100 U KINGDOM					71
344 ITALY			166		166
400 U STATES			990		15584
			1156		15821
BURRSTONES IN BLOCKS					
400 U STATES	NO	5	97	5	97
		5	97	5	97
CHALK CLIFF STONE MICA SCHIST					
400 U STATES			962		3359
			962		3359
CHALK PREPARED					
100 U KINGDOM			73		123
400 U STATES			243		1224
			316		1347
CURLING STONES AND HANDLES					
100 U KINGDOM	PAIR	171	5850	487	18361
		171	5850	487	18361
FELDSPAR CRUDE ONLY					
	CWT				

IMPORTS INTO CANADA FOR CONSUMPTION

Articles and Countries from which Imported	MONTH OF MARCH 1950		THREE MONTHS ENDED MARCH 1950		Class Number	
	Quantities	Values (\$)	Quantities	Values (\$)		
FELDSPAR GROUND	400 U STATES	CWT 50	76	110	172	7256
FLINT AND GROUND FLINT STONE	400 U STATES	CWT 50	76	110	172	7257
FLUORSPAR	400 U STATES	CWT 2310	6009	3210	8353	7258
GANISTER	400 U STATES	CWT 2310	6009	3210	8353	7259
MAGNESITE CALCINED DEAD BURNEO	100 U KINGDOM	CWT 2055	11123	3358	18610	7262
	215 INDIA	45	108	195	1175	
	400 U STATES	3026	16227	8359	40289	
		5126	27458	11912	60074	
PHOSPHATE ROCK	400 U STATES	CWT 209083	79173	571708	228097	7263
		209083	79173	571708	228097	
SILICA SAND	100 U KINGDOM	CWT 1000	3011	1000	3011	7264
	400 U STATES	604300	113895	1555116	289052	
		605300	116906	1556116	292063	
SAND AND GRAVEL N O P	400 U STATES	TON 4155	7347	7418	14117	7265
		4155	7347	7418	14117	
SILEX OR CRYSTALLIZED QUARTZ	400 U STATES	CWT 37100	26079	91930	72826	7266
		37100	26079	91930	72826	
STONE REFUSE	400 U STATES	TON 163	359	163	359	7267
		163	359	163	359	
TALC OR SOAPSTONE	327 FRANCE	CWT		158	239	7268
	400 U STATES	12585	18588	25984	40843	
		12585	18588	26142	41082	
WHITING GILDERS PARIS WHITE	100 U KINGDOM	CWT 2124	1240	8003	4786	7269
	306 BELGIUM	848	464	1968	1029	
	327 FRANCE	2215	853	2615	1014	
	400 U STATES	25918	33459	69554	90191	
		31105	36016	82140	97020	
STONE AND MANUFACTURES N O P	100 U KINGDOM		85		205	7270
	318 DENMARK		505		505	
	344 ITALY		3952		9475	
	400 U STATES		1424		2741	
			5966		12926	
ROOFING GRANULES	400 U STATES	CWT 110390	93600	263915	220792	7271
		110390	93600	263915	220792	
STONE CRUSHED	400 U STATES	TON 322	2943	753	7626	7272
		322	2943	753	7626	
BARYTES	400 U STATES	CWT 2800	4253	10220	16984	7281
		2800	4253	10220	16984	
CARBONS 3 TO 35 INCHES CIRCUM	100 U KINGDOM		451		7165	7282
	400 U STATES		17140		73736	
			17591		80901	
CARBONS OVER 35 INCHES CIRCUM	400 U STATES		68		16547	7283
			68		16547	
ELECTRIC LIGHT CARBONS N O P	100 U KINGDOM	LB 521	1922	552	1941	7284
	400 U STATES	10394	4897	35978	19483	
		10915	6819	36530	21424	
CRAYONS	100 U KINGDOM		618		1187	7285
	327 FRANCE		166		166	
	335 GERMANY		37		4380	
	376 SWITZRLND				103	
	400 U STATES		28159		66951	
			28980		72787	
DIAMONDS UNSET	100 U KINGDOM	CARAT 1399	79323	3979	301680	7286
	207 UN RD AFR	22	4574	33	8803	
	306 BELGIUM	1529	211823	4897	723941	
	354 NETHRLNOS	149	23780	735	116981	
	360 ISRAEL	388	55216	1102	145859	
	376 SWITZRLNO			21	3808	
	400 U STATES	1112	172583	2521	381745	
		4599	547299	13288	1682817	
EARTHS CRUDE ONLY	400 U STATES				36	7287
					36	
FOUNDRY FACINGS OF ALL KINDS	400 U STATES		3861		17511	7288
			3861		17511	
FULLERS EARTH IN BULK ONLY	100 U KINGDOM				1051	7289
	400 U STATES		9817		25720	
			9817		26771	

IMPORTS INTO CANADA FOR CONSUMPTION

Articles and Countries from which Imported	MONTH OF MARCH 1950		THREE MONTHS ENDED MARCH 1950		Class Number
	Quantities	Values (\$)	Quantities	Values (\$)	
GAS IMPORTED BY PIPE LINE 400 U STATES	M FT 36889	24688	120286	76530	7290
INSULATORS ELECTRIC N O P 100 U KINGDOM 400 U STATES		24339		322 69786	7291
MAGNEBIA PIPE COVERING 100 U KINGDOM 400 U STATES		24339		70108	7292
MICA AND MANUFACTURES N O P 100 U KINGDOM 215 INDIA 304 ARGENTINA 400 U STATES		3555		3555 795	7294
MINERAL WOOL N O P 400 U STATES		3555		4350	7294
MICA AND MANUFACTURES N O P 100 U KINGDOM 215 INDIA 304 ARGENTINA 400 U STATES		1808		11514 76256 188	7294
MINERAL WOOL N O P 400 U STATES	LB 8890	1844	8890	1844	7295
SALT TABLE	CWT 8890	1844	8890	1844	7296
SALT FOR FISHERIES 224 JAMAICA 227 BAHAMAS 366 PORTUGAL 400 U STATES	CWT 3640 42672 4440 8297	910 9836 2331 2064	3640 102144 83640 10193	910 27003 40587 2562	7297
SALT IN BULK N O P 400 U STATES	CWT 59049	15141	199617	71062	7298
SALT IN BAGS BARRELS 100 U KINGDOM 400 U STATES	CWT 154032	43418	363485	99773	7299
SULPHUR AND BRIMSTONE 400 U STATES	CWT 154032	43418	363485	99773	7299
MINERAL SUBBTANCE S N O P 100 U KINGDOM 204 S RHOD 207 UN SO AFR 313 CHINA 317 CZECHO S 344 ITALY 354 NETHRLNOS 400 U STATES	CWT 76197	70509	472020	453678	7300
VERMICULITE CRUDE 207 UN SO AFR 400 U STATES	CWT 76197	70509	472020	453678	7301
ASPHALT TILE FOR FLOORING 400 U STATES		2578 86172 17429		7688 86172 17429	7301
		611 172		3847 1472	
		204271		530841	
		311233		647923	
VERMICULITE CRUDE 207 UN SO AFR 400 U STATES		6460 17190		6460 47059	7302
		23650		53519	
ASPHALT TILE FOR FLOORING 400 U STATES	SQ FT 375219	41280	725769	74801	7303
		41280	725769	74801	

IMPORTS INTO CANADA FOR CONSUMPTION

103

Articles and Countries from which Imported	MONTH OF MARCH 1950		THREE MONTHS ENDED MARCH 1950		Class Number
	Quantities	Values (\$)	Quantities	Values (\$)	
GROUP B					
CHEMICALS AND ALLIED PRODUCTS					
ACID BORACIC 25 LBS OR OVER 400 U STATES	LB 370485	20390	868695	45924	8001
	370485	20390	868695	45924	
ACID HYDROFLUOSILICIC 400 U STATES	LB 8470	820	23869	2463	8002
	8470	820	23869	2463	
ACID MURIATIC 400 U STATES	LB 264385	2724	1039533	10822	8003
	264385	2724	1039533	10822	
ACID NITRIC 400 U STATES	LB 107561	4655	146822	7160	8005
	107561	4655	146822	7160	
ACID PHOSPHORIC 400 U STATES	LB 52448	3052	179822	10504	8006
	52448	3052	179822	10504	
ACID SALICYLIC ACETYL SALICYLIC 100 U KINGDOM 400 U STATES	LB 13648 25750	7078 16773	49392 96199	25027 45896	8007
	39398	23851	145591	70923	
ACID SULPHURIC 400 U STATES	LB 7264	659	8588	905	8008
	7264	659	8588	905	
ACID LACTIC 100 U KINGDOM 400 U STATES	LB 9643	3914	11139 64961	1728 14763	8009
	9643	3914	76100	16491	
ACID NICOTINIC 400 U STATES	LB 741	2960	6235	19612	8010
	741	2960	6235	19612	
ACID ACETIC AND PYROLIGNEOUS 400 U STATES	GAL 23	125	65	295	8012
	23	125	65	295	
ACID CITRIC 100 U KINGDOM 400 U STATES	LB 183120 42237	46727 11894	421465 91919	108994 25906	8013
	225357	58621	513384	134900	
ACID CRESYLIC 100 U KINGDOM 400 U STATES	LB 30275 15745	2127 1021	30275 40211	2127 3855	8015
	46080	3148	70486	5982	
XANTHATES FOR DYES 306 BELGIUM 400 U STATES	LB 33355 520512	9376 140373	33355 1276711	9376 337542	8016
	553867	149749	1310066	346918	
ACID DIALIC 100 U KINGDOM 400 U STATES	LB 16700	2656	28000 178205	4207 27101	8017
	16700	2656	806205	31308	
ACID TANNIC 100 U KINGDOM 400 U STATES	LB 1568 5275	948 6671	2068 6375	1367 8392	8020
	6843	7613	8443	9759	
TARTARIC ACID CRYSTAL OR POWD 100 U KINGDOM 344 ITALY 400 U STATES	LB 9744 2200 42	2600 468 26	76086 39142 2439	19900 7522 1146	8021
	11986	3094	117667	28568	
ACIDS N O P 100 U KINGDOM 400 U STATES	LB 17857 256776	5108 40282	51538 907788	9548 127841	8022
	274633	45390	959326	137389	
ACID ARSENIC 400 U STATES	LB 208076	10116	508874	24740	8023
	208076	10116	508874	24740	
ACID ASCORBIC 400 U STATES	LB 2082	14845	3158	22776	8024
	2082	14845	3158	22776	
ACID FORMIC 354 NETHRLNDS 400 U STATES	LB 2000 46127	273 6527	2000 133187	273 18756	8025
	48127	6800	135187	19029	
ACID CHROMIC 100 U KINGDOM 335 GERMANY 400 U STATES	LB 23520 41100	5895 11373	34720 1764 176300	8745 457 47707	8026
	64620	17868	212784	56909	
ACID CARBOLIC OR PHENOL 100 U KINGDOM 400 U STATES	LB 552390	77326	31620 2211380	4480 300182	8027
	552390	77326	2243000	304662	
AMYL ALCOHOL OR FUSEL OIL 400 U STATES	GAL 2	26	20144	26622	8032
	2	26	20144	26622	
BUTYL ALCOHOL 400 U STATES	LB 111369	13436	405242	49592	8034
	111369	13436	405242	49592	
METHYL ETHYL KETONE 400 U STATES	LB 77710	7880	383870	69569	8035
	77710	7880	383870	69569	
ETHYL AND METHYL ALCOHOL 400 U STATES	P GAL 88848	21054	199421	43369	8036
	88848	21054	199421	43369	

IMPORTS INTO CANADA FOR CONSUMPTION

Articles and Countries from which Imported	MONTH OF MARCH 1950		THREE MONTHS ENDED MARCH 1950		Class Number
	Quantities	Values (\$)	Quantities	Values (\$)	
RUM TO BE DENATURED 400 U STATES	P GAL		1246	1460	8037
ISOPROPYL ALCOHOL 400 U STATES	GAL		1246	1460	8038
CELLULOSE NITRATE FOR MFRS 100 U KINGDOM 344 ITALY 400 U STATES	14051 14051	5548 5548	56768 56768	22452 22452	8040
CELLULOSE MANUFACTURES N O P 100 U KINGDOM 231 HONG KONG 234 AUSTRALIA 327 FRANCE 347 JAPAN 375 SWEDEN 400 U STATES		31672		108074 119 33 580 1667 1608 380018 498099	8041
PYROXYLIN MANUFACTURES N O P 100 U KINGDOM 231 HONG KONG 327 FRANCE 347 JAPAN 376 SWITZRLND 400 U STATES		1053 49 46 345		4107 49 46 1089 23 151755 157069	8043
CELLULOSE REGENERATED SHEETS 100 U KINGDOM 400 U STATES		22403 2264 24667		47864 42423 97287	8044
CELLULOSE ACETATE FOR MFRS 100 U KINGDOM 400 U STATES		838 29389 30227		838 94280 95118	8045
CELLULOSE ACETATE PHOTO FILM 400 U STATES		72994		196478	8046
COLLOIDION FOR FILMS ENGRAVERS 400 U STATES	GAL			196478	8047
	101 101	311 311	123 123	498 498	8048
PYROXYLIN FOR IM LEATHER					8049
MOULDING COMPOSITION CELLULOSE 400 U STATES		52122		156507	8050
INTERLINED SHEET STOCK 400 U STATES		52122		156507	8051
CAFFEINE AND SALTS 100 U KINGDOM 400 U STATES	LB			15378 15378	8052
	4000 4000	14652 14652	1120 4000 5120	6281 14652 20933	8053
COCAINE 327 FRANCE	OZ			2532 2532	8054
CODEINE AND SALTS 100 U KINGDOM	OZ				8055
	8240 8240	44454 44454	25540 25540	135272 135272	8056
MORPHINE 100 U KINGDOM	OZ			12892 12892	8057
OPIUM 100 U KINGDOM	LB			275 275	8058
QUININE SALTS 308 BOLIVIA 400 U STATES	OZ			655 4412 5067	8059
	3525 3525	2261 2261	1234 6925 8159		8060
STRYCHNINE AND SALTS	OZ				8061
PREPARATIONS WEED KILLING 400 U STATES		258174		444088	8062
NICOTINE AND SALT FOR SPRAYING 400 U STATES	LB			444088	8063
	5891 5891	5086 5086	11767 11767	12286 12286	8064
CHLDROPICRIN INSECTICIDES 400 U STATES		13079		57438	8065
SPRAYS IN PKGS NOT OVER 3 LBS 100 U KINGDOM 400 U STATES		13079		57438	8066
		178 39942 40120		3842 113055 116897	8067
DISINFECTANTS DIPS SPRAYS N O P 100 U KINGDOM 354 NETHRLNDS 376 SWITZRLND 400 U STATES		121060		132566 80 4870 982857 1120373	8068
MEDICINAL PREPARATIONS DRY 100 U KINGDOM 231 HONG KONG 236 NEW ZEAL 304 ARGENTINA		62229 3010 1280		154055 11768 1280 180	8069

IMPORTS INTO CANADA FOR CONSUMPTION

Articles and Countries from which Imported	MONTH OF MARCH 1950		THREE MONTHS ENDED MARCH 1950		Class Number
	Quantities	Values (\$)	Quantities	Values (\$)	
327 FRANCE		2054		6416	
335 GERMANY				159	
347 JAPAN				40	
354 NETHRLNDS				2653	
376 SWITZRLND		12504		43990	
400 U STATES		358447		1090732	
		439524		1311273	
MEDICINAL PREPARATIONS LIQUID					8075
100 U KINGDOM		4751		14678	
231 HONG KONG		336		998	
234 AUSTRALIA		2482		2482	
327 FRANCE		2303		7959	
352 MEXICO				111	
354 NETHRLNDS				28	
376 SWITZRLND		1388		2525	
400 U STATES		171508		410334	
		182768		439115	
MEDICINAL PREPARATIONS OTHER					8076
100 U KINGDOM		22		127	
327 FRANCE		38		243	
400 U STATES		6233		7862	
		6293		8232	
MEDICATED WINES UNDER 40 PROOF	GAL				8077
366 PORTUGAL		3149	600	3149	
	600	3149	600	3149	
MENTHOL NATURAL OR SYNTHETIC					8078
231 HONG KONG				7176	
234 AUSTRALIA		2717		2717	
309 BRAZIL		7235		15653	
400 U STATES		6377		75977	
		16329		101523	
PAPAIN					8079
400 U STATES		1621		3479	
		1621		3479	
SPIRITS AND STRONG WATERS	GAL				8081
100 U KINGDOM	38	434	64	1029	
231 HONG KONG	456	2388	1445	10265	
400 U STATES	142	1980	1072	10642	
	636	4702	2581	21936	
EXTRACT OF CASCARA SAGRADA					8082
400 U STATES				4027	
				4027	
PENICILLIN AND PRODUCTS					8083
400 U STATES		209803		393146	
		209803		393146	
STREPTOMYCIN AND PRODUCTS					8084
400 U STATES		11857		15414	
		11857		15414	
ANILINE DYES 1 LB OR OVER	LB				8091
100 U KINGDOM	102210	109967	212018	206309	
335 GERMANY	2200	2553	2500	3273	
376 SWITZRLND	29283	81058	71528	201232	
400 U STATES	395764	459301	1078899	1325916	
	529457	652879	1364945	1736730	
ANILINE AND COAL TAR DYES NOP	LB				8092
100 U KINGDOM			300	529	
400 U STATES	14019	31515	40764	83924	
	14019	31515	41064	84453	
ANILINE OIL CRUDE	LB				8093
ANILINE SALTS AND ALIZARIN	LB				8094
100 U KINGDOM	5975	3799	13367	12234	
400 U STATES	2475	1514	5867	3036	
	8450	5313	19234	15270	
COAL TAR BASE OR SALT FOR DYES	LB				8095
100 U KINGDOM	2524	3233	7664	9927	
335 GERMANY	3408	2799	3408	2799	
354 NETHRLNDS	1102	828	1378	1036	
376 SWITZRLND	1995	15590	4608	32849	
400 U STATES	73132	77771	316520	283836	
	82161	100221	333578	330447	
CAMWOOD AND SUMAC AND EXTRACT	CWT				8103
400 U STATES	36	394	77	813	
	36	394	77	813	
CHEM COMP FOR DYEING TANNING	CWT				8104
100 U KINGDOM	820	14305	3051	44011	
234 AUSTRALIA			521	3233	
335 GERMANY			71	558	
376 SWITZRLND	49	6826	127	17679	
400 U STATES	9543	61257	46494	177419	
	10412	88388	50264	242900	
INDIGO INDIGD PASTE OR EXTRACT	CWT				8106
100 U KINGDOM	393	22974	543	31754	
400 U STATES	16	978	25	1512	
	409	23952	568	33266	
IRON AND RED LIQUOR FOR DYEING	CWT				8107
400 U STATES	58	740	187	2427	
	58	740	187	2427	
LOGWOOD AND FUSTIC EXTRACT	CWT				8109
100 U KINGDOM	19	506	52	1263	
400 U STATES	70	2815	104	3918	
	89	3321	156	5181	
QUEBRACHO EXTRACT	CWT				8111
100 U KINGDOM	112	1288	531	5858	
304 ARGENTINA	6979	63351	25711	226302	
362 PARAGUAY	8222	68049	13847	115944	

Articles and Countries from which Imported	MONTH OF MARCH 1950		THREE MONTHS ENDED MARCH 1950		Class Number
	Quantities	Values (\$)	Quantities	Values (\$)	
400 U STATES	156	2156	6025	49950	
TERRA JAPONICA GAMBIE CUTCH	15469	134844	46114	398054	8113
100 U KINGDOM	CWT 529	5405	1369	13510	
215 INDIA	258	3010	258	3010	
400 U STATES	223	4856	300	6293	
TURMERIC	1010	13271	1927	22813	8114
215 INDIA	CWT 78	966	257	3825	
400 U STATES	2	57	66	483	
NON EDIBLE SEEDS BEANS NUTS	80	1023	323	4308	8115
100 U KINGDOM	CWT 50	215	50	215	
224 JAMAICA	114	2160	22	68	
400 U STATES	164	2375	1109	8044	
CHESTNUT EXTRACT	CWT 3568	29720	9082	74166	8116
SPRUCE EXTRACT	3568	29720	9082	74166	8117
400 U STATES	CWT 200	1216	1442	5166	
MYROBALAN EXTRACT	200	1216	1442	5166	8118
400 U STATES	CWT 559	2233	559	2233	
WATTLE EXTRACT	559	2233	559	2233	8119
207 UN 80 AFR	CWT 3008	16703	15193	83629	
HEMLOCK EXTRACT	3008	16703	15193	83629	8120
400 U STATES	CWT 87	562	416	2789	
EXTRACTS N O P OYEING TANNING	87	562	416	2789	8121
400 U STATES	CWT 1319	11547	6534	38844	
BINITROTOLUOL FOR EXPLOSIVES	1319	11547	6534	38844	8131
400 U STATES	LB		30387	2854	
NITRATE COMPOUNDS NOP FOR EXPL	LB		30387	2854	8132
100 U KINGDOM	65481	6722	4750	635	
400 U STATES	65481	6722	215333	22595	
BLASTING AND MINING POWDER	LB		220083	23230	8133
DYNAMITE AND NITRO GLYCERINE	LB				8134
400 U STATES	CWT 338	895	891	1302	
FIREWORKS FIRECRACKERS	338	895	891	1302	8135
100 U KINGDOM		1000		2560	
231 HONG KONG		204		597	
313 CHINA		7052		18187	
335 GERMANY				283	
400 U STATES		1038		1280	
FUSE NON METALLIC		9294		22907	8136
400 U STATES				158	
GUN RIFLE SPORTING POWDER	LB			158	8137
400 U STATES	CWT 6029	5235	29820	23522	
EXPLOSIVES N O P	6029	5235	29820	23522	8138
100 U KINGDOM	LB		86176	156315	
400 U STATES	273812	65373	699531	169904	
AMMONIA SULPHATE	273812	65373	785707	326219	8151
400 U STATES	CWT		27	269	
BLAST FURNACE SLAG BASIC SLAG	CWT		27	269	8152
400 U STATES	58874	5065	167800	15904	
POTASH MANURE SALTS	58874	5065	167800	15904	8154
400 U STATES	CWT 10227	7218	12827	9610	
POTASH MURIATE OF CRUDE	10227	7218	12827	9610	8155
306 BELGIUM	CWT		29982	61344	
327 FRANCE	56969	103868	121019	219910	
335 GERMANY	22040	42371	22040	42371	
400 U STATES	87992	102352	161621	201408	
POTASH SULPHATE OF CRUDE	167001	248891	334662	525033	8156
400 U STATES	CWT 25029	58364	35572	81487	
800A NITRATE OR CUBIC NITRE	25029	58364	35572	81487	8157
100 U KINGDOM	CWT		67	366	
312 CHILE	2340	6615	2340	6615	
400 U STATES	10228	22222	46335	119727	
SUPERPHOSPHATE ACIO PHOSPHATE	13268	35907	48742	126708	8158
400 U STATES	CWT 201323	176440	493281	441173	
FERTILIZERS COMPOUNDED N O P	201323	176440	493281	441173	8159
100 U KINGDOM	CWT 1600	866	1600	866	
400 U STATES	8379	20181	19745	54742	
FERTILIZERS UNMANUFACTURED NOP	9979	21047	21345	55608	8160
100 U KINGDOM	CWT 200	984	2000	1884	

IMPORTS INTO CANADA FOR CONSUMPTION

Articles and Countries from which Imported	MONTH OF MARCH 1950		THREE MONTHS ENDED MARCH 1950		Class Number	
	Quantities	Values (\$)	Quantities	Values (\$)		
LITHARGE	400 U STATES	34118	103174	111069	325090	8171
		34318	104158	113069	326974	
LEAD RED DRY DRANGE MINERAL	100 U KINGDOM	CWT 140	2135	477	7651	8172
	400 U STATES	150	2929	2722	43675	
LEAD WHITE DRY	100 U KINGDOM	290	5064	3199	51326	8173
	400 U STATES	LB 8400	1306	24640	3887	
LEAD WHITE GROUND IN OIL	100 U KINGDOM	8400	1306	6250	1146	8174
	400 U STATES	LB 40540	5299	30890	5033	
LAMP BLACK	400 U STATES	40540	5299	82540	11338	8180
		31545	3437	82540	11338	
ANTIMONY OXIDE TITANIUM OXIDE	100 U KINGDOM	LB 31545	3437	72711	10644	8181
	400 U STATES	255800	39908	72711	10644	
CARBON BLACK	100 U KINGDOM	4661373	595647	614170	89991	8182
	400 U STATES	4917173	635555	11298650	1413211	
BONE BLACK AND IVORY BLACK	100 U KINGDOM	LB 4910395	317474	13861902	892139	8183
	400 U STATES	4910395	317474	13861902	892139	
BLANC FIXE	100 U KINGDOM	LB 39250	7008	5040	303	8184
	400 U STATES	39250	7008	71079	11976	
BRONZE POWDER	400 U STATES	LB 10000	580	76119	12279	8185
		10000	580	351000	12277	
LITHOPONE	400 U STATES	LB 555	493	351000	12277	8186
		555	493	2982	2637	
OXIDE OF COBALT	100 U KINGDOM	LB 73600	4200	153600	8864	8187
	400 U STATES	994250	67610	2353715	159763	
OXIDE OF TIN OR COPPER	100 U KINGDOM	1067850	71810	2507315	168627	8188
	400 U STATES	LB 36368	13131	3000	3975	
OXIDES FILLERS COLOURS DRY NOP	100 U KINGDOM	LB 505	434	38394	14929	8189
	372 SPAIN	36873	13565	935	666	
PARIS GREEN DRY	100 U KINGDOM	LB 85713	45592	39329	15595	8190
	400 U STATES	477078	158232	245844	120989	
SATIN WHITE	100 U KINGDOM	562791	203824	11023	340	8191
	400 U STATES	55240	11048	1286754	501091	
ULTRAMARINE BLUE	100 U KINGDOM	55240	11048	1543621	622420	8192
	400 U STATES	LB 39918	507	95224	17675	
ZINC WHITE OXIDE	100 U KINGDOM	39918	507	154831	1979	8193
	400 U STATES	LB 30847	5855	154831	1979	
OCHRES SIENNAS AND UMBERS	100 U KINGDOM	9095	1989	73733	13556	8201
	400 U STATES	39942	7844	52646	12532	
PUTTY	100 U KINGDOM	LB 2240	288	126379	26088	8202
	400 U STATES	107390	12492	139407	16469	
ARTISTS AND CHILDRENS COLOURS	100 U KINGDOM	109630	12780	185290	22709	8211
	327 FRANCE	LB 1120	30	324697	39178	
GOLO LIQUID PAINT	335 GERMANY	104214	6074	81962	2531	8212
	354 NETHRLMOS	105334	6104	343376	12574	
LIQUID FILLERS AND PAINTS NOP	100 U KINGDOM	LB 4530	967	425338	15105	8213
	400 U STATES	4530	967	18511	3883	
SPIRIT VARNISHES AND LACQUERS	100 U KINGDOM		7324	18511	3883	8214
	376 SWITZRLND		120	18511	3883	
STAINS AND OXIDES	100 U KINGDOM		8769	16213	57473	8215
	400 U STATES		16213	44	24	
LIQUID FILLERS AND PAINTS NOP	100 U KINGDOM	GAL 1891	5361	6811	21830	8216
	359 NORWAY	22126	85026	5	1702	
SPIRIT VARNISHES AND LACQUERS	100 U KINGDOM	24017	90387	50892	241753	8217
	376 SWITZRLND	294	875	57708	265285	
STAINS AND OXIDES	100 U KINGDOM	LB 16	221	404	1690	8218
	400 U STATES	5112	23527	36	412	
LIQUID FILLERS AND PAINTS NOP	100 U KINGDOM	LB 5422	24623	11258	51468	8219
	400 U STATES	600	955	11698	53570	
LIQUID FILLERS AND PAINTS NOP	100 U KINGDOM	LB 3871	11368	1800	2730	8220
	400 U STATES	4471	12323	13034	35505	
LIQUID FILLERS AND PAINTS NOP	100 U KINGDOM		12323	14834	38235	8221
	400 U STATES					

Articles and Countries from which imported	MONTH OF MARCH 1950		THREE MONTHS ENDED MARCH 1950		Class Number
	Quantities	Values (\$)	Quantities	Values (\$)	
VARNISHES LACQUERS JAPANS N O P 100 U KINGDOM 400 U STATES	GAL 116 6480	456 17404	1519 18693	4833 54658	8216
	6596	17860	20212	59491	
ALCOHOLIC PERFUMES UNDER 4 OZ 100 U KINGDOM 224 JAMAICA 231 HONG KONG 327 FRANCE 334 ST PIERRE 335 GERMANY 400 U STATES		1549 38 1124 1711 112 3727		4071 35 38 9149 1711 112 5355	8221
		8261		20471	
ALCOHOLIC PERFUMES OVER 4 OZ 100 U KINGDOM 231 HONG KONG 327 FRANCE 334 ST PIERRE 335 GERMANY 400 U STATES	GAL 12 6 7 16 1 2	1133 54 156 338 22 480	39 6 21 16 1 10	4266 54 742 338 22 2541	8222
	44	2183	101	7963	
POMADES FRENCH	LB				8223
PERFUMERY TOILET PREPARATIONS 100 U KINGDOM 327 FRANCE 400 U STATES		3159 1685 1652		10474 7573 6755	8224
		6496		24802	
CASTILE SOAP 327 FRANCE 400 U STATES	LB 3351 2523	546 595	12689 2920	2293 755	8231
	5874	1141	15609	3048	
COMMON OR LAUNDRY SOAP 100 U KINGDOM 400 U STATES	LB 20200 164163	3216 19345	39640 448363	6467 52100	8232
	184363	82861	488003	58567	
LIQUID SOAP 100 U KINGDOM 400 U STATES	LB 112 5590	43 754	845 25380	188 3071	8234
	5702	797	26225	3259	
SOAP POWDERS AND FLAKES 100 U KINGDOM 400 U STATES	LB 760 315596	62 32958	19358 833457	1032 82959	8235
	316356	33020	852815	83991	
TOILET SOAP N O P 100 U KINGDOM 327 FRANCE 400 U STATES		5574 1507		12128 41 3249	8236
		7081		15418	
WHALE OIL SOAP 400 U STATES	LB 4680	675	8642	1155	8237
	4680	675	8642	1155	
SOAP N O P 100 U KINGDOM 400 U STATES		1293 1530		1293 3184	8238
		2823		4477	
ALUM IN BULK NOT CALCINEO 100 U KINGDOM 400 U STATES	CWT 780	3795	403 1409	995 6756	8251
	780	3795	1812	7751	
CHLORALUM CHLORIDE OF ALUMINUM 400 U STATES	CWT 296	3633	2424	22539	8252
	296	3633	2424	22539	
SULPHATE OF IRON COPPERAS 100 U KINGDOM 400 U STATES	CWT 6 1347	55 2233	6 5917	55 7522	8253
	1353	2288	5923	7577	
SULPHATE OF ALUMINA ALUM CAKE 100 U KINGDOM 400 U STATES	CWT 3022	6114	2948 5989	4182 13081	8254
	3022	6114	8937	17263	
AMMONIA NITRATE 400 U STATES	LB 47280	2711	135066	7584	8261
	47280	2711	135066	7584	
SAL AMMONIAC 100 U KINGDOM 400 U STATES	LB 284120 1590	15623 362	367780 4785	20658 870	8262
	285710	15985	372565	21528	
SAL AMMONIAC SKIMMINGS 400 U STATES	LB 3756	587	13856	1605	8263
	3756	587	13856	1605	
AMMONIA COMPOUNDS N O P 100 U KINGDOM 400 U STATES	LB 10640 511961	1102 12062	21052 1136366	2270 32419	8264
	522601	13164	1157418	34689	
AMMONIA ANHYDROUS 400 U STATES	LB 828900	27031	2028470	74949	8265
	828900	27031	2028470	74949	
ANTIMONY SALTS TARTAR EMETIC 400 U STATES	LB 2850	1506	3112	1684	8271
	2850	1506	3112	1684	
ARSENIOUS OXIDE ARSEN SULPHIDE 400 U STATES	LB		610	52	8273
			610	52	
COPPER SUBACETATE OR VERDIGRIS 400 U STATES	LB		100	36	8274
			100	36	

IMPORTS INTO CANADA FOR CONSUMPTION

Articles and Countries from which Imported	MONTH OF MARCH 1950		THREE MONTHS ENDED MARCH 1950		Class Number
	Quantities	Values (\$)	Quantities	Values (\$)	
COPPER SULPHATE 100 U KINGDOM 400 U STATES	LB				8275
	33604	2157	101304	6513	
	71320	11287	72005	11431	
	104924	13444	173309	17944	
TIN BICHLORIDE TIN CRYSTALS 100 U KINGDOM 400 U STATES	LB				8277
	1040	701	106	94	
	1040	701	1970	1494	
			2076	1588	
ZINC CHLORIDE 100 U KINGDOM 400 U STATES	LB				8278
	41584	3951	41696	4012	
	10743	1034	82917	7206	
	52327	4985	124613	11218	
ZINC SULPHATE 100 U KINGDOM 400 U STATES	LB				8279
	6048	209	271040	9128	
	50	14	91000	6596	
	6098	223	362040	15724	
BISMUTH SALTS 100 U KINGDOM 400 U STATES				5942	8291
				374	
				6316	
LEAD ACETATE NOT GROUND 100 U KINGDOM	LB				8292
	1120	198	44328	7082	
	1120	198	44328	7082	
LEAD ARSENATE 100 U KINGDOM 400 U STATES	LB				8293
	2800	399	25424	3539	
	5400	1037	13050	2532	
	8200	1436	38474	6071	
COMPOUNDS OF TETRAETHYL LEAD 400 U STATES	LB				8295
	1400500	570302	3228415	1293097	
	1400500	570302	3228415	1293097	
BROMINE 400 U STATES	LB				8301
	240	213	3850	1577	
	240	213	3850	1577	
CHLORINE LIQUID CHLORINE GAS 400 U STATES	LB				8303
	719700	20558	1909900	54122	
	719700	20558	1909900	54122	
IODINE CRUDE 400 U STATES	LB				8304
	13100	22008	35518	61026	
	13100	22008	35518	61026	
IODIZED SALTS FOR ANIMALS 100 U KINGDOM 400 U STATES				1232	8305
				625	
		592		1857	
CALCIUM ARSENATE 400 U STATES	LB				8311
	15346	21763	61538	73857	
	15346	21763	61538	73857	
CHLORIDE OF LIME 100 U KINGDOM 335 GERMANY 400 U STATES	CWT				8316
	27	166	40	284	
	20	376	648	14041	
	47	542	1019	15187	
CALCIUM MOLYBDATE 400 U STATES	LB				8318
			2000	2122	
			2000	2122	
CALCIUM COMPOUNDS N O P 100 U KINGDOM 327 FRANCE 400 U STATES	LB				8319
	5000	495	41240	1453	
	364481	49969	1092551	124480	
	370041	51383	1134351	126852	
ARGOLS 400 U STATES	LB				8321
			500	99	
			500	99	
CREAM OF TARTAR IN CRYSTALS 100 U KINGDOM 344 ITALY	LB				8322
	67212	17096	71692	18063	
	67212	17096	6614	1070	
			78306	19133	
POTASH AND PEARL ABH 400 U STATES	LB				8323
	20850	1725	54025	4561	
	20850	1725	54025	4561	
POTASH BICARBONATE 100 U KINGDOM 400 U STATES	LB				8325
	19240	2253	20240	2392	
	36364	4175	45294	5620	
	55604	6428	65534	8012	
POTASH CAUSTIC 335 GERMANY 400 U STATES	LB				8327
	682689	32349	10611	747	
	682689	32349	1222577	65554	
			1233188	66301	
POTASH CHLORATE GROUND 312 CHILE 400 U STATES	LB				8329
	11465	1307	7937	890	
	11465	1307	14824	1846	
			22761	2736	
POTASH RED OR YELLOW PRUSSIAN 400 U STATES	LB				8330
	5090	2140	6530	2910	
	5090	2140	6530	2910	
POTASH NITRATE OR SALTPETRE 306 BELGIUM 400 U STATES	LB				8331
	6614	533	6614	533	
	120000	10011	241040	20023	
	126614	10544	247654	20556	
POTASH COMPOUNDS N O P 100 U KINGDOM	LB				8332
	11360	2308	24716	5627	

Articles and Countries from which Imported	MONTH OF MARCH 1950		THREE MONTHS ENDED MARCH 1950		Class Number
	Quantities	Values (\$)	Quantities	Values (\$)	
354 NETHRLNDS			20000	2800	
376 SWITZRLND			15400	2500	
400 U STATES	133811	28011	209602	50045	
	145171	30319	269718	60972	
CLEANING COMPOUNDS SODIUM BASE	LB				8337
400 U STATES	1745848	157406	3624222	304080	
	1745848	157406	3624222	304080	
SODA BENZOATE	LB				8338
100 U KINGDOM	3360	1225	3360	1225	
400 U STATES	1500	677	7000	3159	
	4860	1902	10360	4384	
SODA BROMIDE	LB				8339
100 U KINGDOM	6720	2291	10027	3229	
400 U STATES			1500	414	
	6720	2291	11527	3643	
SODA CITRATE	LB				8340
400 U STATES	28250	6046	59400	12423	
	28250	6046	59400	12423	
BAKING POWDER	LB				8341
BORAX IN PKGS 25 LBS OR OVER	LB				8342
100 U KINGDOM	650	94	650	94	
400 U STATES	2024719	63995	4560286	146758	
	2025369	64089	4560936	146852	
GLAUBER SALTS	LB				8343
335 GERMANY			110070	940	
400 U STATES	180000	2363	468300	7171	
	180000	2363	578370	8111	
SODA ARSENIATE BINARSENATE	LB				8344
400 U STATES	3350	1585	10040	4176	
	3350	1585	10040	4176	
SODA ASH OR BARILLA	LB				8345
100 U KINGDOM	142240	2215	218240	3361	
400 U STATES	402989	11164	1407239	34536	
	545229	13379	1625479	37897	
SODA BICARBONATE	LB				8346
100 U KINGDOM	414120	6819	1213840	19624	
400 U STATES	922663	17149	2604763	48217	
	1336783	23968	3818603	67841	
SODA BICROMATE	LB				8347
100 U KINGDOM	309680	30375	309680	30375	
335 GERMANY			40318	4354	
400 U STATES	252640	26318	644114	65827	
	562320	56693	994112	100556	
SODA BISULPHATE OR NITRE CAKE	LB				8348
400 U STATES	202900	4689	288270	7012	
	202900	4689	288270	7012	
SODA BISULPHITE	LB				8349
100 U KINGDOM			45304	1723	
400 U STATES			600	80	
			45904	1803	
SODA CAUSTIC IN PACKAGES	LB				8350
375 SWEDEN	5000	962	5000	962	
400 U STATES	131788	5644	434203	21148	
	136788	6606	439203	22110	
SODA CAUSTIC IN SOLUTION	LB				8352
400 U STATES	3415784	46676	8730611	117482	
	3415784	46676	8730611	117482	
SODA CHLDRATE	LB				8353
400 U STATES			200230	17973	
			200230	17973	
SODIUM CYANIDE	LB				8354
100 U KINGDOM	442000	51989	1350153	158222	
400 U STATES	46155	7378	85105	14141	
	488155	59367	1435258	172363	
SODIUM GLUTAMATE	LB				8355
347 JAPAN	6000	7115	69000	77808	
400 U STATES	63718	107989	87171	152101	
	69718	115104	156171	229909	
SODA HYOSULPHITE	LB				8356
SODA NITRITE	LB				8357
100 U KINGDOM	23700	926	70740	2926	
335 GERMANY			148615	5697	
400 U STATES			1180	171	
	23700	926	220535	8794	
SODA PEROXIDE	LB				8358
100 U KINGDOM	224	63	224	63	
400 U STATES	21380	4241	29380	5708	
	21604	4304	29604	5771	
SODA PHOSPHATE N O P	LB				8359
100 U KINGDOM			2240	692	
327 FRANCE			776	743	
400 U STATES	445982	39619	912157	81463	
	445982	39619	915173	82898	
SODA PRUSSATE	LB				8360
100 U KINGDOM			56293	6959	
306 BELGIUM	40000	3937	40000	3937	
354 NETHRLNDS			132000	15108	
	40000	3937	228293	26004	
SODA SAL	LB				8361
400 U STATES	27750	566	33450	790	
	27750	566	33450	790	
SODA SILICATE	LB				8362
400 U STATES	447512	13578	1138608	30193	
	447512	13578	1138608	30193	

IMPORTS INTO CANADA FOR CONSUMPTION

Articles and Countries from which Imported	MONTH OF MARCH 1950		THREE MONTHS ENDED MARCH 1950		Class Number
	Quantities	Values (\$)	Quantities	Values (\$)	
SODA SULPHATE CRUDE SALT CAKE 400 U STATES	LB 1135940	7929	3892224	26832	8363
SODA SULPHIDE 100 U KINGDOM 335 GERMANY 400 U STATES	LB 250166 40000 138625	9861 1122 4429	419202 40000 166698	16573 1122 5906	8364
SODA SULPHITE 100 U KINGDOM 400 U STATES	LB 91414	5886	39928 237277	1705 9260	8365
SODIUM COMPOUNDS N O P 100 U KINGDOM 327 FRANCE 354 NETHRLNOS 400 U STATES	LB 129465 330 690706	7347 1745 93387	273273 372 2448963	14373 1828 240028	8366
SODA PHOSPHATE DISODIUM 400 U STATES	LB 2500	181	2500	181	8367
SODA PHOSPHATE TRIBOBIUM 400 U STATES	LB 80500	6885	80500	6885	8368
SODA FLUORIDE 400 U STATES	LB 1150	524	58150	6850	8369
SODA ANTIMONATE 400 U STATES	LB 36000	9846	72000	20587	8370
ACID PHOSPHATE NOT MEDICINAL 400 U STATES	LB 129475	10968	455300	43132	8371
BARIUM PEROXIDE	LB				8372
HYDROGEN PEROXIDES IN SOLUTION 400 U STATES	LB 38359	6378	138792	29042	8373
MAGNESIUM CARBONATE 100 U KINGDOM 400 U STATES	LB 148940 73580	7309 3113	489740 128356	23919 5829	8374
MAGNESIUM SALTS COMPOUNDS NOP 100 U KINGDOM 400 U STATES	LB 4200 21758	1297 2784	22036 98071	4819 19838	8375
MAGNESIUM SULPHATE EPSOM SALTS 100 U KINGDOM 335 GERMANY 400 U STATES	LB 50152 180000 184000	1078 2305 4584	418972 330000 733450	9003 4411 18137	8376
MERCURY SALTS 400 U STATES				236	8377
PHOSPHORUS AND COMPOUNDS N O P 400 U STATES	LB 148	627	312	3303	8378
RADIUM 400 U STATES		65797		133510	8379
MOLYBDENUM OXIDE 400 U STATES	LB 67414	30923	79374	39321	8380
ACETONE 400 U STATES		21159		41408	8389
ETHYLENE DICHLORIDE	LB			41408	8390
AMYL ACETATE 100 U KINGDOM 400 U STATES		36		313 70	8391
BLACKING SHOE LEATHER DRESSING 100 U KINGDOM 400 U STATES		44 17051		8654 38258	8392
BLUEING LAUNDRY 400 U STATES		17095		46912	8393
CAMPHOR NATURAL OR SYNTHETIC 313 CHINA 400 U STATES	LB 5700	2858	7500 26353	3205 12407	8394
CARBON BISULPHIDE N O P 400 U STATES	LB 90060	4235	90560	4285	8395
CARBON TETRACHLORIDE 400 U STATES	LB 317052	22458	890333	64580	8396
CHLOROFORM AND ETHYL CHLORIDE 100 U KINGDOM 400 U STATES	LB 150 18686	93 3736	356 46083	327 10452	8397
CYANIDE OF POTASSIUM 100 U KINGDOM 400 U STATES	LB 115	240	5600 3515	2161 1675	8398
		115	9115	3836	

Articles and Countries from which Imported	MONTH OF MARCH 1950		THREE MONTHS ENDED MARCH 1950		Class Number
	Quantities	Values (\$)	Quantities	Values (\$)	
ETHYLENE GLYCOL FOR ANTIFREEZE	LB				8399
ETHYLENE GLYCOL N O P	LB				8400
400 U STATES	316291	51537	899028	149556	
	316291	51537	899028	149556	
FORMALDEHYDE	LB				8401
400 U STATES	1937117	68872	5164071	189706	
	1937117	68872	5164071	189706	
GLYCERINE CRUDE	LB				8402
215 INDIA	76145	11220	76145	11220	
225 TRINIDAD			26945	3907	
	76145	11220	103090	15127	
GLYCERINE FOR EXPLDSIVES	LB				8403
400 U STATES	160020	42438	400020	106086	
	160020	42438	400020	106086	
GLYCERINE N O P	LB				8404
INK PRINTING	LB				8405
100 U KINGDOM	35363	16746	79313	36729	
400 U STATES	71184	51673	244534	127830	
	106547	68419	323847	164559	
INK ROTOGRAVURE	LB				8406
400 U STATES	39210	14590	115316	40552	
	39210	14590	115316	40552	
INK WRITING					8407
100 U KINGDOM		1081		1227	
231 HONG KONG		22		22	
400 U STATES		2140		7103	
		3243		8352	
NAPHTHALENE FLAKES AND BALLS	LB				8408
100 U KINGDOM	44800	2655	422799	23194	
306 BELGIUM	11200	662	11200	662	
400 U STATES	8000	729	17606	1992	
	64000	4046	451605	25848	
NITROUS ETHER	GAL				8409
100 U KINGDOM			9	54	
400 U STATES	5	39	10	78	
	5	39	19	132	
PHTHALIC ANHYDRIDE FOR RESINS	LB				8410
306 BELGIUM	97160	14687	231023	36908	
335 GERMANY	97259	15057	97259	15057	
400 U STATES	1242610	537363	3862046	1642327	
	1437029	567107	4190328	1694292	
SULPHURIC ETHER	LB				8411
400 U STATES	49723	10446	149760	30649	
	49723	10446	149760	30649	
THEOBROMINE DIMETHYL SULPHATE	LB				8412
400 U STATES	16356	58891	16356	58891	
	16356	58891	16356	58891	
POLISH KNIFE OR OTHER N O P					8413
100 U KINGDOM		34117		86873	
376 SWITZRLNO		60		60	
400 U STATES		17367		39072	
		51544		126005	
VANILLIN	LB				8414
100 U KINGDOM			1024	3888	
			1024	3888	
ALL OTHER DRUGS CHEMICALS NOP					8415
100 U KINGDOM		147340		365572	
215 INDIA				318	
231 HONG KONG		498		5162	
234 AUSTRALIA				329	
236 NEW ZEAL		3766		3766	
306 BELGIUM		876		2644	
313 CHINA				66	
327 FRANCE		3407		12267	
335 GERMANY		1173		1256	
347 JAPAN		1090		4916	
352 MEXICO				3732	
354 NETHRLNOS		3338		8806	
376 SWITZRLND		43469		88198	
379 TURKEY		1044		1044	
381 ALASKA				12	
400 U STATES		1857822		5218046	
		2063823		5716134	
SYNTHETIC RESIN POWDER PHENOL					8416
100 U KINGDOM		524		561	
400 U STATES		10297		58407	
		10821		58968	
SYNTHETIC RESIN NOP POWDERED					8417
100 U KINGDOM		581		1389	
400 U STATES		69294		248551	
		69875		249940	
SYNTHETIC RESIN FOR MFRS					8418
100 U KINGDOM		16161		30232	
400 U STATES		1105037		2695931	
		1121198		2726163	
LAMINATED PRODUCTS PAPER BASE					8419
100 U KINGDOM		717		3288	
400 U STATES		80886		210626	
		81603		213914	
LAMINATED PRODUCTS FABRIC BASE					8420
100 U KINGDOM				34	
400 U STATES		14273		41095	
		14273		41129	

IMPORTS INTO CANADA FOR CONSUMPTION

Articles and Countries from which Imported	MONTH OF MARCH 1950		THREE MONTHS ENDED MARCH 1950		Class Number
	Quantities	Values (\$)	Quantities	Values (\$)	
SYNTHETIC PLASTICS CASEIN BASE 400 U STATES		667		1272	8421
		667		1272	
MATERIALS NOP FOR PLASTICS 400 U STATES		101780		284883	8422
		101780		284883	
CABINGS SYNTHETIC FOR MEATS 400 U STATES	LB	53087	225343	287599	8423
		53087	225343	287599	
SYNTHETIC RESIN MFRS N O P					8424
100 U KINGDOM		4325		11629	
231 HONG KONG		59		59	
317 CZECHO S				198	
327 FRANCE		353		353	
335 GERMANY		26		98	
344 ITALY				192	
376 SWITZRLND		26		44	
400 U STATES		405112		1002369	
		409901		1014942	
TUNGSTEN CARBIDE IN TUBES 400 U STATES		3147		5264	8425
		3147		5264	
PLASTICIZERS FOR SYNTH RESINS 100 U KINGDOM				10316	8427
400 U STATES		46618		72877	
		46618		83193	
BUTADIENE 400 U STATES		148488		355407	8428
		148488		355407	
ETHYL BENZINE	GAL				8429
GASOLINE ANTI OXIDANTS 400 U STATES	LB	50963	60013	40570	8430
		50963	60013	40570	
SYNTHETIC RESIN GLUE 400 U STATES	LB	41787	130213	36028	8431
		41787	130213	36028	
RIBOFLAVIN 400 U STATES		36448		81025	8432
		36448		81025	
YEAST DEAD OR INACTIVE 400 U STATES	LB	12900	44039	25273	8433
		12900	44039	25273	
CATALYSTS PETROLEUM REFINING 400 U STATES		11226		83756	8434
		11226		83756	
FATTY ALCOHOLS 400 U STATES		29098		59774	8435
		29098		59774	
MATERIALS NOP FOR CHROM OXIDE					843C

Articles and Countries from which Imported	MONTH OF MARCH 1950		THREE MONTHS ENDED MARCH 1950		Class Number
	Quantities	Values (\$)	Quantities	Values (\$)	
GROUP 9					
MISCELLANEOUS COMMODITIES					
FILM FOR REPRODUCTION	FEET				9000
100 U KINGDOM	8187	260	33868	1364	
400 U STATES	645709	37202	1959589	117819	
	653896	37462	1993457	119183	
BAGATTELLE OR OTHER GAME BOARDS					9001
100 U KINGDOM		373		1189	
317 CZECHO S		31		31	
327 FRANCE		15		15	
400 U STATES		39470		55785	
		39889		57020	
BALLS CUES CUE RACKS CUE TIPS					9002
100 U KINGDOM		3848		11132	
327 FRANCE		937		2673	
354 NETHRLNDS				134	
400 U STATES		300		393	
		5085		14332	
BILLIARD TABLES	NO				9003
400 U STATES			35	691	
			35	691	
BALLS TENNIS	DOZ				9004
100 U KINGDOM	1670	3239	5807	11525	
	1670	3239	5807	11525	
BALLS ALL KINDS MOP FOR SPORTS					9005
100 U KINGDOM		9322		13461	
215 INDIA		230		230	
216 PAKISTAN		534		765	
234 AUSTRALIA				737	
327 FRANCE				1987	
347 JAPAN		432		2515	
400 U STATES		5843		14073	
		16361		33768	
FILMS X RAY					9006
400 U STATES		88821		258527	
		88821		258527	
GUN COVERS GAME BAGS					9007
100 U KINGDOM				93	
400 U STATES		45		1228	
		45		1321	
CRICKET BATS BALLS GLOVES					9008
100 U KINGDOM		711		1661	
234 AUSTRALIA		147		147	
400 U STATES		35		35	
		893		1843	
DOLLS					9009
100 U KINGDOM		8292		16512	
231 HONG KONG				16	
306 BELGIUM				33	
317 CZECHO S		47		280	
327 FRANCE		14		14	
335 GERMANY		52		52	
344 ITALY		1002		1067	
347 JAPAN		2075		5322	
400 U STATES		1654		3339	
		13136		26635	
FILMS PHOTOGRAPHERS					9010
100 U KINGDOM		1259		6089	
306 BELGIUM		573		1829	
347 JAPAN		160		1359	
400 U STATES		93622		225706	
		95614		234983	
FILMS CINEMATOGRAPH POSITIVES	FEET				9011
100 U KINGDOM	103647	8291	396408	31768	
327 FRANCE	406190	35456	1347810	110806	
400 U STATES	1216602	97784	3555318	285319	
	1726439	141531	5299536	427893	
FILMS FOR AERIAL PHOTOGRAPHY					9012
400 U STATES				3941	
				3941	
FISHING RODS					9013
100 U KINGDOM		9258		15971	
327 FRANCE				634	
347 JAPAN		241		2951	
375 SWEDEN		717		2128	
400 U STATES		32033		97277	
		42249		118961	
GOLF CLUBS AND FINISHED PARTS					9014
100 U KINGDOM		2916		5709	
400 U STATES		3723		5525	
		6639		11234	
MENAGERIES					9015
400 U STATES				200	
				200	
MECHANICAL TOYS OF METAL					9016
100 U KINGDOM		1969		10376	
335 GERMANY		1457		3934	
347 JAPAN		12140		23598	
400 U STATES		34528		57133	
		50164		95041	
METAL JUVENILE CONSTR SETS					9017
100 U KINGDOM		1325		5343	
400 U STATES		199		1704	
		1524		7047	

Articles and Countries from which Imported	MONTH OF MARCH 1950		THREE MONTHS ENDED MARCH 1950		Class Number
	Quantities	Values (\$)	Quantities	Values (\$)	
TDYS OF ALL KINDS N O P					9018
100 U KINGDOM		28078		62033	
231 HONG KONG				61	
234 AUSTRALIA				66	
317 CZECHO S		827		3937	
327 FRANCE		227		2287	
335 GERMANY		4424		9051	
344 ITALY		324		431	
347 JAPAN		65627		147484	
349 LATVIA		1038		1038	
354 NETHRLNDS				65	
400 U STATES		53234		116408	
		153779		342861	
SPORTSMENS FISHING TACKLE NOP					9019
100 U KINGDOM		41245		103972	
201 IRELAND				144	
215 INDIA		292		1354	
231 HONG KONG		2942		4279	
234 AUSTRALIA		475		1527	
306 BELGIUM		146		219	
317 CZECHO S				3199	
327 FRANCE		2248		3198	
335 GERMANY		310		310	
347 JAPAN		606		7317	
359 NORWAY		3028		13715	
372 SPAIN				2178	
375 SWEDEN		3876		7739	
376 SWITZRLND				73	
400 U STATES		137508		342370	
		192676		491594	
FILMS CINEMATOGRAPH NEGATIVE					9020
400 U STATES		10661		24211	
		10661		24211	
BRUSHES ARTISTS					9021
100 U KINGDDM		3492		10912	
327 FRANCE				22	
347 JAPAN				431	
400 U STATES		1951		8260	
		5443		19625	
BRUSHES PAINT AND VARNISH					9022
100 U KINGDOM		32521		43831	
400 U STATES		347		4195	
		32868		48026	
BRUSHES TOOTH					9023
100 U KINGDOM		1260		3084	
231 HONG KONG				69	
400 U STATES		745		2407	
		2005		5560	
BRUSHES TOILET N O P					9024
100 U KINGDOM		7954		20764	
306 BELGIUM				36	
335 GERMANY		1163		2461	
347 JAPAN				1653	
400 U STATES		16300		38240	
		25417		63154	
BRUSHES ALL OTHER N O P					9025
100 U KINGDOM		2792		7303	
231 HONG KONG		41		195	
376 SWITZRLNO				116	
400 U STATES		32274		68359	
		35107		75973	
PACKAGES DUTY ONCE PAID					9032
PACKAGES CONTAINING GOODS NOP					9033
100 U KINGDDM		137812		333046	
201 IRELAND		55		60	
215 INDIA		781		5848	
216 PAKISTAN		132		329	
217 CEYLON				710	
218 MALAYA				28	
220 BERMUDA				38	
224 JAMAICA		5		5	
231 HONG KONG		2601		12255	
234 AUSTRALIA		45		159	
304 ARGENTINA				2311	
305 AUSTRIA		23		41	
306 BELGIUM		3314		10373	
309 BRAZIL		314		314	
313 CHINA		675		3391	
316 CUBA		38		47	
317 CZECHO S		2450		8225	
318 DENMARK		1073		1659	
323 EL SALVD				43	
327 FRANCE		3290		7183	
334 ST PIERRE		42		42	
335 GERMANY		2539		6261	
337 GUATEMALA				8	
340 HUNGARY				203	
342 IRAN		318		405	
344 ITALY		5332		15003	
347 JAPAN		14371		34781	
352 MEXICO		135		167	
354 NETHRLNDS		8880		15381	
355 INDONESIA				92	
365 POLAND		48		48	
366 PORTUGAL		15		21	

Articles and Countries from which Imported	MONTH OF MARCH 1950		THREE MONTHS ENDED MARCH 1950		Class Number
	Quantities	Values (\$)	Quantities	Values (\$)	
367 AZORES		4 47		7 60	
372 SPAIN				1 83	
375 SWEDEN		2 062		3 4 82	
376 SWITZRLND		3 183		6 6 70	
400 U STATES		19 3587		52 1 107	
		38 3567		99 0679	
PACKAGES BARRELS AND CASKS					9034
100 U KINGDOM		4 02		19 94	
207 UN SO AFR		4 004		7 064	
221 B GUIANA		1 169		4 3 18	
223 BARBADOS		1 20		5 11	
224 JAMAICA		1 20		18 57	
231 HONG KONG				2 70	
232 MALTA				1 01	
234 AUSTRALIA		8 37		2 781	
312 CHILE		24		1 04	
316 CUBA		72		1 26	
327 FRANCE		3 20		11 00	
328 FR AFRICA		24		2 94	
335 GERMANY				4 63	
336 GREECE				2 6	
354 NETHRLNDS				7 11	
359 NORWAY		4 1		5 43	
366 PORTUGAL		3 87		16 01	
372 SPAIN		96		3 16	
382 VIRGIN IS		1 20		3 06	
400 U STATES		10 775		41 536	
		18 511		66 022	
PACKAGES BOTTLES AND CARBOYS					9035
100 U KINGDOM		17 788		57 836	
201 IRELAND		1 18		1 18	
207 UN SO AFR		2 08		7 03	
221 B GUIANA		1 2		4 22	
223 BARBADOS		7 00		27 61	
224 JAMAICA		1 072		46 58	
225 TRINIDAD		3 10		21 33	
227 BAHAMAS				1 86	
231 HONG KONG				2 6	
234 AUSTRALIA		1 304		42 28	
235 FIJI				2 8	
304 ARGENTINA		1 0		1 0	
306 BELGIUM		1 8		2 6	
316 CUBA		7 8		1 74	
318 DENMARK		2 2		2 12	
324 ESTONIA		1 35		1 35	
327 FRANCE		14 99		53 35	
335 GERMANY				2 5	
344 ITALY		2 97		14 01	
354 NETHRLNDS		3 53		8 24	
359 NORWAY		1 0		6 0	
360 ISRAEL		1 80		2 30	
366 PORTUGAL		2 40		8 06	
372 SPAIN		8 6		5 82	
376 SWITZRLNO		1 2		3 2	
382 VIRGIN IS				4 0	
384 P RICO		4 42		11 36	
400 U STATES		6 74		16 37	
		25 568		85 764	
PACKAGES CONTAINING MACHINERY					9036
100 U KINGDOM		5 798		12 7 23	
327 FRANCE				1 5	
335 GERMANY		2 69		2 79	
375 SWEDEN		1 224		1 224	
376 SWITZRLNO				6 2	
400 U STATES		4 634		19 278	
		11 925		33 581	
SPINAL BRACES AND PARTS					9050
400 U STATES		2 40		6 84	
		2 40		6 84	
EFFECTS LEFT BY BEQUEST					9051
100 U KINGDOM		28 885		48 081	
201 IRELAND				6 50	
220 BERMUDA		2 5		2 5	
223 BARBADOS		1 00		1 00	
234 AUSTRALIA		5 00		5 00	
236 NEW ZEAL		3 6		3 6	
306 BELGIUM		4 0		4 0	
318 DENMARK		3 45		4 55	
327 FRANCE				2 00	
344 ITALY		2 000		20 00	
354 NETHRLNDS		1 0		5 45	
363 PERU				5 0	
375 SWEDEN		2 00		2 00	
376 SWITZRLNO				4 0	
400 U STATES		15 399		46 526	
		47 540		99 448	
APPLIANCES BOOTS FOR CRIPPLES					9052
400 U STATES		7 73		16 83	
		7 73		16 83	
ARTIFICIAL LIMBS AND PARTS					9053
100 U KINGDOM				3 08	
400 U STATES		8 029		24 643	
		8 029		24 951	
BEAD ORNAMENTS					9055
100 U KINGDOM		1 53		1 53	

IMPORTS INTO CANADA FOR CONSUMPTION

Articles and Countries from which imported	MONTH OF MARCH 1950		THREE MONTHS ENDED MARCH 1950		Class Number
	Quantities	Values (\$)	Quantities	Values (\$)	
400 U STATES				94	
BELTS N O P		153		247	
100 U KINGDOM		352		2562	9056
327 FRANCE				74	
352 MEXICO				70	
400 U STATES		2063		3454	
		2415		6160	
BLINDS NOT TEXTILE OR PAPER					
231 HONG KONG				39	9057
347 JAPAN				261	
400 U STATES		420		3182	
		420		3482	
BOOT SHOE SHIRT. STAY LACES					
100 U KINGDOM		874		1786	9058
400 U STATES				585	
		874		2371	
BOOTS SHOES AND BLIPPERS FELT	PAIR				
100 U KINGDOM	1043	455	3973	3095	9059
207 UN SO AFR			1000	494	
231 HONG KONG	76	83	246	365	
354 NETHRLNDS	216	175	1416	1147	
400 U STATES	204	461	600	1282	
	1539	1174	7235	6383	
BOOTS SHOES AND BLIPPERS N O P	PAIR				
100 U KINGDOM	2196	2840	6777	6858	9060
231 HONG KONG	80	43	887	641	
327 FRANCE			240	181	
344 ITALY	1	25	120	260	
347 JAPAN			400	432	
400 U STATES	4650	6454	11355	21769	
	6927	11362	19779	30141	
BROOMS AND WHISKS					
100 U KINGDOM		219		219	9061
231 HONG KONG				28	
400 U STATES		4913		10687	
		5132		10934	
BUTTONS SHOE PAPIER MACHE					
400 U STATES		727		727	9062
		727		727	
BUTTONS SHOE N O P					
400 U STATES		973		3990	9063
		973		3990	
BUTTONS VEGETABLE IVORY	GROSS				
400 U STATES			136	434	9064
			136	434	
BUTTONS COLLAR AND CUFF	GROSS				
100 U KINGDOM	22	681	27	1056	9065
317 CZECHO S	704	1200	954	1653	
400 U STATES	4663	3739	5211	10914	
	5389	5620	6192	13623	
BUTTONS N O P	GROSS				
100 U KINGDOM	2202	3388	3671	6344	9066
317 CZECHO S	2000	1760	5290	5849	
327 FRANCE	3	41	3	41	
344 ITALY	28	178	28	178	
347 JAPAN	185	228	19108	15901	
400 U STATES	23208	23221	60711	76509	
	27626	28816	88811	104822	
CASES BOXES DESKS FANCY					
100 U KINGDOM		28046		73893	9067
215 INDIA				436	
231 HONG KONG				158	
306 BELGIUM		30		132	
313 CHINA		356		655	
317 CZECHO S		770		1105	
327 FRANCE		2507		8873	
335 GERMANY		2044		5773	
344 ITALY		2697		7812	
347 JAPAN		4961		13304	
352 MEXICO				13	
376 SWITZRLND		242		377	
400 U STATES		62068		133112	
		103721		245043	
CHARITABLE DONATIONS					
100 U KINGDOM		10		674	9068
354 NETHRLNDS				20	
400 U STATES		7407		28538	
		7417		29232	
COMBS TOILET DRESSING FANCY					
100 U KINGDOM		784		1963	9069
327 FRANCE				74	
400 U STATES		834		4154	
		1618		6191	
APPLIANCES FOR THE DEAF PARTS					
100 U KINGDOM				3715	9070
400 U STATES		93082		254062	
		93082		257777	
FANS					
400 U STATES				608	9071
				608	
INSOLES OF ALL KINDS					
100 U KINGDOM		543		1037	9072
400 U STATES		245		1998	
		788		3035	

Articles and Countries from which Imported	MONTH OF MARCH 1950		THREE MONTHS ENDED MARCH 1950		Class Number
	Quantities	Values (\$)	Quantities	Values (\$)	
JEWELLERY N O P					9073
100 U KINGDOM		15925		42817	
231 HONG KONG		2439		2563	
234 AUSTRALIA				212	
235 FIJI		93		93	
313 CHINA				898	
317 CZECHO S		8543		31823	
327 FRANCE		3506		4293	
335 GERMANY		834		2755	
344 ITALY		647		1820	
347 JAPAN		11805		34698	
352 MEXICO		9601		18124	
354 NETHRLNDS		888		1055	
400 U STATES		75890		124069	
		130171		265220	
MATS DOOR OR CARRIAGE N O P					9074
400 U STATES				536	
				536	
MATTRESSES					9075
100 U KINGDOM		144		264	
400 U STATES		72		155	
		216		419	
PICTURE AND PHOTOGRAPH FRAMES					9076
100 U KINGDOM		2420		4694	
231 HONG KONG				22	
317 CZECHO S		172		172	
318 DENMARK		754		1268	
327 FRANCE		25		89	
344 ITALY		255		1319	
352 MEXICO		20		69	
400 U STATES		2512		12158	
		6158		19791	
POCKET BOOKS PORTFOLIOS PURSES					9077
100 U KINGDOM		47129		91660	
215 INDIA		37		37	
224 JAMAICA		19		104	
227 BAHAMAS				15	
231 HONG KONG				45	
305 AUSTRIA				87	
306 BELGIUM		2987		3111	
317 CZECHO S		22		732	
327 FRANCE		5815		13180	
335 GERMANY		1935		4372	
344 ITALY		6811		9914	
347 JAPAN		1324		1437	
352 MEXICO		495		945	
375 SWEDEN		427		427	
376 SWITZRLND		105		105	
400 U STATES		28164		68576	
		95270		194747	
REFRIGERATORS ELECTRIC					9078
100 U KINGDOM	NO	4	547	5	825
400 U STATES		11	1411	109	15234
		15	1958	114	16059
REFRIGERATORS N O P					9079
400 U STATES	NO	5	859	17	2544
		5	859	17	2544
REGALIA AND BADGES					9080
100 U KINGDOM		5727		14847	
327 FRANCE				243	
400 U STATES		1195		2423	
		6922		17513	
SHADES LAMP N O P SHADE HOLDERS					9081
100 U KINGDOM		32		106	
400 U STATES		650		2096	
		682		2202	
SPECTACLE FRAMES AND PARTS N O P					9082
100 U KINGDOM		68		215	
327 FRANCE		1523		2971	
400 U STATES		179259		501902	
		180850		505088	
PARTS FOR SPECTACLE FRAMES					9083
400 U STATES		12352		34054	
		12352		34054	
TOBACCO PIPES SMOKERS SETS					9084
100 U KINGDDM		10703		29173	
231 HONG KONG		13		40	
313 CHINA				83	
317 CZECHO S		285		285	
327 FRANCE		16131		44271	
344 ITALY		12959		36553	
347 JAPAN		54		54	
376 SWITZRLND		683		1910	
400 U STATES		7738		22634	
		48566		135003	
TOBACCO POUCHES CIGARETTE CASE					9085
100 U KINGDOM		8198		16054	
305 AUSTRIA		909		909	
306 BELGIUM				25	
327 FRANCE		18		18	
335 GERMANY				3475	
347 JAPAN		2045		5515	
400 U STATES		2039		3430	
		13209		29426	
TOILET AND MANICURE SETS					9086
100 U KINGDDM		321		374	

IMPORTS INTO CANADA FOR CONSUMPTION

Articles and Countries from which Imported	MONTH OF MARCH 1950		THREE MONTHS ENDED MARCH 1950		Class Number
	Quantities	Values (\$)	Quantities	Values (\$)	
335 GERMANY		380		603	
400 U STATES				179	
TRUNKS AND VALISES		701		1156	
100 U KINGDOM		22996		50801	9087
231 HONG KONG		50		50	
306 BELGIUM		130		130	
317 CZECHOS		197		197	
335 GERMANY		3032		3083	
344 ITALY		2648		2648	
347 JAPAN				133	
375 SWEDEN		5326		10419	
376 SWITZRLND		26		26	
400 U STATES		21641		57074	
UMBRELLAS PARASOLS SUNSHADES		56046		124561	
100 U KINGDOM		359		1337	9088
327 FRANCE		42		290	
347 JAPAN		3139		3298	
400 U STATES		2700		4734	
WINDOW SHADE OR BLIND ROLLERS		6240		9659	
375 SWEDEN				1264	9090
400 U STATES		12		2563	
REFRIGERATOR PARTS		12		3827	
100 U KINGDOM		71030		154999	9091
400 U STATES		910548		2329921	
MINERAL AND AERATED WATERS		981578		2484920	
100 U KINGDOM				179	9103
400 U STATES				973	
ACCORDIONS CONCERTINAS MELODEONS				1152	
NO					9110
317 CZECHOS			10	495	
327 FRANCE	124	1448	258	3189	
335 GERMANY	432	2602	1451	20139	
344 ITALY	966	36709	1903	83134	
376 SWITZRLND			20	704	
400 U STATES	164	11686	374	28431	
BRASS BAND INSTRUMENTS	1686	52445	4016	136092	
100 U KINGDOM		8060		22583	9111
216 PAKISTAN		122		578	
317 CZECHOS		220		2530	
327 FRANCE		847		5298	
344 ITALY		470		856	
400 U STATES		19182		48160	
HARPS		28901		80005	
NO					9113
100 U KINGDOM			1	247	
400 U STATES	1	110	1	110	
CABINET ORGANS	1	110	2	357	
400 U STATES			2	1431	9114
PIPE ORGANS			2	1431	
ORGAN PARTS N O P					9115
100 U KINGDOM		1867		2377	9116
400 U STATES		15297		25086	
PIANOS		17164		27463	
NO					9117
306 BELGIUM			1	959	
400 U STATES			5	433	
PIANO PARTS N O P			6	1392	
100 U KINGDOM		729		1459	9118
400 U STATES		19015		40585	
PIANO AND ORGAN PARTS FOR MFR		19744		42044	
100 U KINGDOM		1757		4814	9119
400 U STATES		5419		16488	
PHONOGRAPHS GRAMOPHONES N O P		7176		21302	
100 U KINGDOM		265		265	9120
376 SWITZRLND				162	
400 U STATES		34942		105291	
PHONOGRAPH RECORDS		35207		105718	
100 U KINGDOM		31033		75007	9121
234 AUSTRALIA		200		661	
326 FINLAND		277		277	
327 FRANCE		1870		5182	
335 GERMANY				909	
376 SWITZRLND				976	
400 U STATES		120996		299144	
OTHER MUSICAL INSTRUMENTS		154376		382156	
100 U KINGDOM		622		3040	9122
317 CZECHOS		29		1280	
327 FRANCE				3999	
335 GERMANY		1935		7299	
344 ITALY		26		26	
347 JAPAN		1359		2966	
376 SWITZRLND		14358		32445	
400 U STATES		23098		61207	
		41427		112262	

Articles and Countries from which Imported	MONTH OF MARCH 1950		THREE MONTHS ENDED MARCH 1950		Class Number
	Quantities	Values (\$)	Quantities	Values (\$)	
MUSICAL INSTRUMENT STRINGS					9123
100 U KINGDOM		685		954	
400 U STATES		7260		19127	
		7945		20081	
PHONOGRAPHS COIN OPERATED	NO				9124
THERMOMETERS					9129
100 U KINGDOM		1455		5040	
400 U STATES		50270		141967	
		51725		147007	
APPARATUS X RAY					9130
100 U KINGDOM		1330		7673	
335 GERMANY				956	
354 NETHRLNDS		2491		3429	
376 SWITZRLND				4123	
400 U STATES		311568		746831	
		315389		763012	
ARTIFICIAL LARYNX					9131
400 U STATES		111		111	
		111		111	
BOTANICAL SPECIMENS					9132
100 U KINGDOM		23		400	
207 UN SO AFR				100	
400 U STATES		13969		16849	
		13992		17349	
OLD COINS STAMPS TROPHIES					9133
100 U KINGDOM		719		3360	
203 B E AFR				30	
207 UN SO AFR		50		50	
327 FRANCE				90	
354 NETHRLNDS				248	
376 SWITZRLNO				200	
381 ALASKA				200	
400 U STATES		12155		21800	
		12924		25978	
CAMERAS AND CAMERA PARTS N O P					9134
100 U KINGDOM		20459		52310	
317 CZECHO S				1444	
327 FRANCE		2088		3224	
335 GERMANY		41982		85605	
344 ITALY		1499		1499	
347 JAPAN		5066		12391	
376 SWITZRLND		3443		6410	
400 U STATES		55089		256364	
		129626		419247	
CAMERA PARTS UNFINISHED					9135
400 U STATES		28691		59259	
		28691		59259	
CAMERA LENSES AND SHUTTERS					9136
335 GERMANY				37	
400 U STATES		32686		70840	
		32686		70877	
COLLECTIONS OF ANTIQUITIES					9137
100 U KINGDOM		18253		42475	
201 IRELAND		417		417	
400 U STATES		29467		82299	
		48137		125191	
CYCLOMETERS AND SPEEDOMETERS					9138
100 U KINGDOM		2066		2254	
400 U STATES		13806		29983	
		15872		32237	
GLOBES GEOGRAPHICAL					9139
100 U KINGDOM		132		1087	
400 U STATES		3945		9873	
		4077		10960	
MODELS OF INVENTIONS					9140
400 U STATES		3697		6452	
		3697		6452	
APPARATUS FOR INSTITUTIONS					9141
100 U KINGDOM		21192		83234	
318 DENMARK		282		282	
327 FRANCE		4339		6305	
335 GERMANY		1607		5149	
354 NETHRLNDS		862		1224	
375 SWEDEN		497		575	
376 SWITZRLND		2472		5034	
400 U STATES		616749		1573176	
		648000		1674979	
OPERATING ROOM EQUIPMENT					9142
100 U KINGDOM				394	
306 BELGIUM				226	
335 GERMANY				181	
400 U STATES		159148		487735	
		159148		488536	
DENTAL INSTRUMENTS					9143
100 U KINGDOM		7716		16341	
305 AUSTRIA		481		481	
327 FRANCE		6173		14080	
335 GERMANY		7040		36794	
344 ITALY				1804	
347 JAPAN		1178		1364	
376 SWITZRLNO		941		3681	
400 U STATES		103311		216232	
		126840		290777	
SURGICAL TRUSSES AND SUPPORTS					9144
100 U KINGDOM		487		859	

IMPORTS INTO CANADA FOR CONSUMPTION

Articles and Countries from which Imported	MONTH OF MARCH 1950		THREE MONTHS ENDED MARCH 1950		Class Number
	Quantities	Values (\$)	Quantities	Values (\$)	
400 U STATES		7266		21619	9145
ARTICLES FOR THE BLIND		7753		22478	
100 U KINGDOM		100		361	9146
376 SWITZRLND				1655	
400 U STATES		3059		10466	9147
OPTICAL AND PHILSOPTICAL INST		3159		12482	
100 U KINGDOM		48734		77777	9148
317 CZECHO S				1768	
318 DENMARK				335	9149
323 EL SALVD				162	
327 FRANCE		13810		32947	9150
335 GERMANY		8331		25364	
347 JAPAN		5395		6276	9151
375 SWEODEN				171	
376 SWITZRLND		10102		12415	9152
400 U STATES		172732		501986	
PROFESSIONAL CAMERAS AND PARTS		259104		659201	9153
100 U KINGDOM				101	
335 GERMANY				433	9154
344 ITALY				47	
376 SWITZRLND		966		966	9155
400 U STATES		31497		95889	
EDUCATIONAL FILMS		32463		97436	9156
100 U KINGDOM		3182		5494	
327 FRANCE		38		645	9157
354 NETHRLNDS				169	
400 U STATES		52159		123613	9158
CINEMATOGRAPH CAMERAS		55379		129921	
400 U STATES					9159
SURGICAL INSTRUMENTS		634		1728	
100 U KINGDOM					9160
327 FRANCE		7900		20830	
335 GERMANY		1399		2073	9161
344 ITALY		7637		17587	
347 JAPAN		3122		3256	9162
375 SWEDEN		4062		4677	
376 SWITZRLND		12012		18981	9163
400 U STATES		299225		521	
RACING SHELLS OR OARS		335357		887586	9164
234 AUSTRALIA	NO		1	153	
BOATS OPEN PLEASURE			1	153	9165
100 U KINGDOM	NO				
400 U STATES	23	3980	23	3980	9166
LAUNCHES PLEASURE MOTIVE POWER	9	788	36	2999	
227 BAHAMAS	32	4768	59	6979	9167
400 U STATES	NO				
MATERIALS EXWHOUSE FOR VESSELS					9168
SHIPS AND VESSELS REPAIRS ON	1	1000	1	1000	
400 U STATES			1	166	9169
SHIPS FOREIGN BUILT COASTAL	1	1000	2	1166	
375 SWEDEN					9170
400 U STATES					
VESSLS FOREIGN BUILT N O P					9171
100 U KINGDOM		341		341	
400 U STATES		1208		26993	9172
BUGGIES CUTTERS VEHICLES N O P		1549		27334	
100 U KINGDOM	NO		5	746	9173
400 U STATES	4	469	428	30712	
CHILDRENS CARRIAGES AND PARTS	138	8845	433	31458	9174
100 U KINGDOM	NO				
400 U STATES	48	502	81	887	9175
CHILDRENS SLEDS VEHICLES N O P	7	203	49	1597	
100 U KINGDOM					9176
400 U STATES	55	705	130	2484	
SLEIGHS N O P AND PARTS					9177
WAGONS AND SLEDS FARM AND PTS					
400 U STATES					9178
WAGONS FREIGHT DRAYS AND PARTS					
400 U STATES					9179
WHEELBARROW HAND TRUCKS CARTS					
100 U KINGDOM					9180
400 U STATES					
TRUCKS AND CARS N O P					9181
400 U STATES					

IMPORTS INTO CANADA FOR CONSUMPTION

Articles and Countries from which Imported	MONTH OF MARCH 1950		THREE MONTHS ENDED MARCH 1950		Class Number
	Quantities	Values (\$)	Quantities	Values (\$)	
TRAILERS FOR MOTOR VEHICLES	NO				9170
100 U KINGDOM	1	784	3	2124	
400 U STATES	17	18517	47	40633	
	18	19301	50	42757	
AIRCRAFT NOT OVER 1500 LB WT	NO				9171
400 U STATES	3	12975	8	32469	
	3	12975	8	32469	
AIRCRAFT 1501 TO 3000 LB WT	NO				9172
400 U STATES	1	10975	1	10975	
	1	10975	1	10975	
AIRCRAFT 3001 TO 7500 LB WT	NO				9173
100 U KINGDOM	1	40283	1	40283	
400 U STATES	1	35860	1	35860	
	2	76143	2	76143	
AIRCRAFT OVER 7500 LB WEIGHT	NO				9174
AIRCRAFT PTS EXCLUDING ENG PTS					9175
100 U KINGDOM		139244		453987	
234 AUSTRALIA		656		2279	
381 ALASKA				55	
400 U STATES		818800		2464307	
		958700		2920628	
PAINTINGS UNDER 20 DOLLARS	NO				9181
100 U KINGDOM	48	476	95	799	
327 FRANCE	6	106	30	505	
335 GERMANY	86	433	86	433	
344 ITALY	4	56	8	127	
354 NETHRLNDS			2	20	
400 U STATES	26	145	100	1018	
	170	1216	321	2902	
PAINTINGS 20 DOLLARS OR OVER					9182
100 U KINGDOM		15753		31802	
305 AUSTRIA		557		966	
327 FRANCE		704		25761	
344 ITALY		308		1376	
354 NETHRLNDS		123456		125293	
400 U STATES		69740		536673	
		210518		721871	
STATUES AND STATUETTES N O P					9183
100 U KINGDOM		4677		7572	
231 HONG KONG				42	
313 CHINA		661		661	
317 CZECHO S		71		71	
326 FINLAND		20		20	
327 FRANCE		777		2417	
335 GERMANY		4357		4420	
344 ITALY		550		3921	
347 JAPAN		1030		2701	
366 PORTUGAL		29		29	
400 U STATES		9349		18420	
		21521		40274	
PORCELAIN STATUES STATUETTES					9184
100 U KINGDOM		70139		159666	
231 HONG KONG		176		3106	
313 CHINA		2579		2579	
317 CZECHO S		658		658	
318 DENMARK		1492		2199	
327 FRANCE		169		931	
335 GERMANY		9531		24875	
340 HUNGARY		732		732	
344 ITALY		2295		8195	
347 JAPAN		12177		33623	
352 MEXICO		399		399	
354 NETHRLNDS				33	
400 U STATES		17413		35050	
		117760		272046	
SCULPTURES CANADIAN MODELS					9185
344 ITALY		2848		3291	
400 U STATES		591		917	
		3439		4208	
MATERIAL FOR HARD METAL COMPOS					9187
100 U KINGDOM				344	
400 U STATES		40298		67014	
		40298		67358	
MATERIALS FOR CYANIDE MFR					9190
400 U STATES		73		366	
		73		366	
ARTICLES FOR FERTILIZER MFR					9191
100 U KINGDOM				617	
400 U STATES		4060		6485	
		4060		7102	
ARTICLES FOR GOVERNOR GENERAL					9192
100 U KINGDOM		2083		2413	
327 FRANCE				60	
400 U STATES		36		46	
		2119		2519	
ARTICLES FOR CONSULS					9193
100 U KINGDOM		7024		18457	
207 UN 80 AFR		167		6157	
215 INDIA		36		261	
216 PAKISTAN				45	
221 B GUIANA				11	
223 BARBADOS				116	
224 JAMAICA				70	
225 TRINIDAD				79	
227 BAHAMAS				12	

IMPORTS INTO CANADA FOR CONSUMPTION

Articles and Countries from which Imported	MONTH OF MARCH 1950		THREE MONTHS ENDED MARCH 1950		Class Number
	Quantities	Values (\$)	Quantities	Values (\$)	
234 AUSTRALIA		800		1368	
306 BELGIUM		85		160	
309 BRAZIL		40		40	
312 CHILE				344	
317 CZECHO S		317		1559	
318 DENMARK		5000		5250	
326 FINLAND		150		450	
327 FRANCE		1467		6478	
335 GERMANY		395		1490	
336 GREECE				96	
338 HAITI				60	
344 ITALY		994		2890	
352 MEXICO		15		15	
354 NETHRLNDS		46		7185	
365 POLAND		50		50	
366 PORTUGAL		26		37	
372 SPAIN		163		612	
375 SWEDEN		2000		2000	
376 SWITZRLND		46		169	
380 USSR		800		1655	
400 U STATES		85913		201640	
		105534		258756	
ARTICLES IMPERIAL ARMY NAVY					9194
100 U KINGDOM		37732		155038	
366 PORTUGAL				11	
400 U STATES		3230		37449	
		40962		192498	
CANADIAN GOODS RETURNED					9195
100 U KINGDOM		29781		69198	
201 IRELAND		5216		5304	
207 UN SO AFR		257		5807	
215 INDIA		37		37	
218 MALAYA				65646	
220 BERMUDA		1734		6413	
221 B GUIANA		10		1260	
223 BARBADOS				25	
224 JAMAICA		1552		6045	
225 TRINIDAD		1235		1319	
227 BAHAMAS		305		325	
228 LEEW WIND				236	
231 HONG KONG				25266	
234 AUSTRALIA				539	
236 NEW ZEAL		90		90	
304 ARGENTINA				217	
306 BELGIUM		2811		2811	
309 BRAZIL		169		1034	
313 CHINA		143		143	
316 CUBA				334	
318 DENMARK				5990	
327 FRANCE		52		290	
332 FR W IND				90	
334 ST PIERRE		1347		1970	
335 GERMANY		23549		61031	
339 HONDURAS		116		116	
341 ICELAND		375		710	
347 JAPAN		2500		2500	
352 MEXICO		148		148	
354 NETHRLNDS		946		946	
365 POLAND		100		100	
366 PORTUGAL				438	
375 SWEDEN				4523	
376 SWITZRLND				1526	
381 ALABKA		402		600	
383 HAWAII				20000	
387 VENEZUELA		75		3563	
400 U STATES		496641		1027981	
		569591		1324571	
EXWAREHOUSED SHIPS STORES NOP					9197
100 U KINGDOM		3621		9031	
221 B GUIANA		833		3177	
223 BARBADOS		96		163	
225 TRINIDAD				102	
227 BAHAMAS		20		65	
234 AUSTRALIA		60		325	
318 DENMARK		955		2046	
327 FRANCE		184		274	
344 ITALY		10		10	
354 NETHRLNDS				27	
366 PORTUGAL				32	
372 SPAIN		9284		12544	
400 U STATES		7351		18255	
		22414		46051	
ARTICLES EXWHOUSE FOR EXCISE					9198
BATTERY JAR8 GLASS OR RUBBER					9199
100 U KINGDOM				960	
400 U STATES		57519		139422	
		57519		140382	
ARTICLES FOR BINDER TWINE MFR					9200
400 U STATES		87		138	
		87		138	
CASUAL DDNATIONS					9201
100 U KINGDOM		26		92	
231 HONG KONG		15		15	
306 BELGIUM		10		20	
354 NETHRLNDS				25	

Articles and Countries from which Imported	MONTH OF MARCH 1950		THREE MONTHS ENDED MARCH 1950		Class Number
	Quantities	Values (\$)	Quantities	Values (\$)	
400 U STATES		24302		114060	
CORSET CLASPS STEELS WIRES		24353		114212	9202
400 U STATES		2392		5322	
FEATHERS FLOWERS ART FOR HATS		2392		5322	9204
100 U KINGDOM		2169		2807	
317 CZECHO S		11201		52764	
327 FRANCE		11836		36733	
335 GERMANY		6310		14822	
344 ITALY		785		2698	
347 JAPAN		10567		22680	
400 U STATES		4868		24751	
LIFEBOATS LIFESAVING APPARATUS		47736		157255	9205
400 U STATES				632	
INTERNATIONAL BRIDGE MATERIAL				632	9206
MINERS RESCUE APPLIANCES					9207
100 U KINGDOM				524	
400 U STATES		67130		180446	
MATERIALS FOR TEXTILE PRINTING		67130		180970	9208
100 U KINGDOM		4075		10990	
400 U STATES		8488		33751	
SALTS OF THORIUM OR CERIUM		12563		44741	9209
400 U STATES				29	
SPURS AND STILTS				29	9210
400 U STATES		2591		4460	
VACCINE AND PLASMA CONTAINERS		2591		4460	9212
400 U STATES		8124		21151	
GOODS FREE BY ORDER IN COUNCIL		8124		21151	9213
100 U KINGDOM		10477		49558	
306 BELGIUM		386		386	
400 U STATES		233666		686620	
ARTICLES FOR MFR TOBACCO PIPES		244529		736564	9214
328 FR AFRICA				260	
372 SPAIN		499		1846	
400 U STATES		1114		4641	
SAFETY GLASS SHEET ADHESIVES		1613		6747	9215
400 U STATES		61211		181076	
AUTOMOBILE ACCESSORIES TOURIST		61211		181076	9221
100 U KINGDOM				38	
400 U STATES		7530		16177	
AUTOMOBILE TIRES TUBES TOURIST		7530		16215	9222
400 U STATES		6033		9787	
BOOTS AND SHOES TOURIST		6033		9787	9223
100 U KINGDOM		128		445	
400 U STATES		136180		274023	
CLOTHING TOURIST		136308		274468	9224
100 U KINGDOM		2181		5596	
220 BERMUDA		355		379	
327 FRANCE				56	
354 NETHRLNDS				7	
376 SWITZRLNO				10	
400 U STATES		755294		1526919	
RADIO SETS TOURIST		757830		1532967	9225
100 U KINGDOM	N0	1	78	1	78
400 U STATES		1718	52248	4423	129632
APPLIANCES FURNISHINGS TOURIST		1719	52326	4424	129710
100 U KINGDOM			742		1811
220 BERMUDA			31		31
223 BARBADOS			100		100
400 U STATES		186809		414924	9226
OTHER TOURIST PURCHASES		187682		416866	9227
100 U KINGDOM		1989		5219	
207 UN SO AFR		12		12	
220 BERMUDA		329		392	
224 JAMAICA				118	
225 TRINIDAO		42		42	
227 BAHAMAS				30	
306 BELGIUM				66	
327 FRANCE		98		519	
335 GERMANY				76	
344 ITALY		90		90	
352 MEXICO		50		124	
354 NETHRLNDS				10	
375 SWEDEN				36	
376 SWITZRLNO				29	
387 VENEZUELA				84	
400 U STATES		389240		876409	
		391850		883256	

IMPORTS INTO CANADA FOR CONSUMPTION

Articles and Countries from which Imported	MONTH OF MARCH 1950		THREE MONTHS ENDED MARCH 1950		Class Number
	Quantities	Values (\$)	Quantities	Values (\$)	
CARTRIDGES SHOT GUN SHELLS 100 U KINGDOM 400 U STATES				278 455 733	9237
DEXTROSE SOLUTIONS THERAPEUTIC 400 U STATES		8914		26022	9238
METALLIC CARTRIDGES AMMUNITION 100 U KINGDOM 400 U STATES		1105 468 1573		3776 1838 5614	9239
BLACKBOARDS OF SLATE OR PAPER 344 ITALY 400 U STATES		952 18247 19199		952 65546 66498	9240
PRESENTATIONS FOR LIFE SAVING 400 U STATES		60 60		109 109	9241
BIOLOGICAL PRODUCTS N O P 100 U KINGDOM 327 FRANCE 376 SWITZRLND 400 U STATES		1090 1350 1030 93115 96585		3981 1350 1030 325008 331369	9242
BASKETS OF ALL KINDS N O P 100 U KINGDOM 224 JAMAICA 231 HONG KONG 306 BELGIUM 313 CHINA 317 CZECHO S 335 GERMANY 340 HUNGARY 344 ITALY 347 JAPAN 365 POLAND 367 AZORES 400 U STATES		664 31 225 7206 224 836 3172 3784 1640 154 2156 3437 23529		2172 43 874 19410 264 652 1489 4563 4973 11269 3628 4418 9535 63290	9243
COMMUNION SETS CHURCH ARTICLES 100 U KINGDOM 201 IRELAND 306 BELGIUM 317 CZECHO S 327 FRANCE 335 GERMANY 344 ITALY 347 JAPAN 354 NETHRLNDS 372 SPAIN 400 U STATES		113 334 5346 12948 367 8022 3705 506 5120 55249 91710		389 610 743 14100 36212 388 18226 7085 589 5481 103595 187418	9244
CARTRIDGE CASES GUN WA08 CAPS 100 U KINGDOM 400 U STATES		31 3001 3032		2370 5759 8129	9246
CARTRIDGES AMMUNITION N O P 100 U KINGDOM 400 U STATES		6106 4253 10359		265738 12759 278497	9247
DAMAGED GOODS N O P					9248
ELECTRICAL ENERGY 400 U STATES	KWH 1629401 1629401	21259 21259	4044339 4044339	46158 46158	9249
EXPRESS PARCELS 100 U KINGDOM 306 BELGIUM 327 FRANCE 354 NETHRLNDS 400 U STATES		848 1502 181 28 210883 213442		2571 1502 181 28 599981 604263	9250
ICE 400 U STATES		2894 2894		8670 8670	9251
INCUBATORS BROODERS AND PARTS 400 U STATES	NO 1578 1578	74585 74585	3686 3686	170362 170362	9252
IRON SAND PRESSURE BLASTING 100 U KINGDOM 400 U STATES		2858 39257 42115		13952 110423 124375	9253
ALABASTER SPAR AMBER ORNAMENTS 100 U KINGDOM 231 HONG KONG 327 FRANCE 335 GERMANY 344 ITALY 347 JAPAN 365 POLAND 400 U STATES		6475 519 841 1159 2725 959 12678		14238 386 519 2549 2091 5247 28 2204 27262	9255
MACHINE CARD CLOTHING 100 U KINGDOM 400 U STATES		3225 5273 8498		7295 11169 18464	9256

IMPORTS INTO CANADA FOR CONSUMPTION

Articles and Countries from which Imported	MONTH OF MARCH 1950		THREE MONTHS ENDED MARCH 1950		Class Number
	Quantities	Values (\$)	Quantities	Values (\$)	
PENCILS LEAD NON PROPELLING		GROSS			9257
100 U KINGDOM			68	354	
335 GERMANY	171	642	493	2556	
400 U STATES	1240	3770	2199	6294	
	1411	4412	2760	9204	
PENCILS LEAD N O P					9258
100 U KINGDDM				402	
335 GERMANY		945		3897	
400 U STATES		16635		31814	
		17580		36113	
PENS FOUNTAIN					9259
400 U STATES		6714		18287	
		6714		18287	
PENS N O P PENHOLDERS RULERS					9260
100 U KINGDOM		4254		11327	
231 HONG KONG		77		77	
335 GERMANY				44	
400 U STATES		12997		37550	
		17328		48998	
POST OFFICE PARCELS					9261
100 U KINGDOM		1727		6429	
224 JAMAICA				36	
231 HONG KONG				928	
306 BELGIUM		2778		2778	
327 FRANCE				71	
347 JAPAN				182	
354 NETHRLNDS		12		17	
376 SWITZRLND		6		6	
400 U STATES		311641		909427	
		316164		919874	
PRECIDUS STONES NOT MOUNTED					9262
100 U KINGDOM		7712		36083	
231 HONG KONG				126	
234 AUSTRALIA		1562		2551	
305 AUSTRIA		19155		34955	
306 BELGIUM		2599		2599	
317 CZECHO S		27191		30445	
327 FRANCE		3721		10325	
335 GERMANY		18801		38458	
344 ITALY		1246		4853	
347 JAPAN		2304		2445	
352 MEXICO		3697		5869	
371 SIAM		1202		2027	
400 U STATES		83014		222694	
		172204		393430	
PULLEYS BELT PDWER TRANS NOP					9263
100 U KINGDOM		902		1502	
400 U STATES		42731		107745	
		43633		109247	
SETTLERS EFFECTS					9264
100 U KINGDOM		109586		324071	
201 IRELAND				400	
203 S E AFR				600	
207 UN SO AFR		2500		9265	
210 G COAST		1200		1200	
215 INDIA		805		6655	
218 MALAYA		3000		3000	
220 BERMUDA		650		650	
221 S GUIANA		1400		3400	
224 JAMAICA		1500		1500	
225 TRINIDAD				300	
227 BAHAMAS				1239	
228 LEEW WIND				50	
231 HONG KONG				9525	
232 MALTA				450	
234 AUSTRALIA		2133		10429	
236 NEW ZEAL		1900		2450	
304 ARGENTINA		200		950	
305 AUSTRIA		500		17200	
306 BELGIUM		6670		12595	
309 BRAZIL		400		400	
313 CHINA		9350		19380	
314 COLOMBIA				6630	
316 CUBA		600		600	
317 CZECHO S		6680		23992	
318 DENMARK		1880		4170	
320 DOM REP				1600	
324 ESTONIA		450		1750	
326 FINLAND		100		400	
327 FRANCE		3175		18747	
328 FR AFRICA				2000	
335 GERMANY		18599		45889	
336 GREECE		6000		6000	
340 HUNGARY				300	
341 ICELAND		50		50	
342 IRAN		150		150	
344 ITALY		4535		10728	
349 LATVIA				500	
352 MEXICO		1850		2050	
354 NETHRLNDS		52436		75441	
359 NORWAY		350		1250	
360 ISRAEL		75		1275	
363 PERU				9100	
364 PHIL				1000	
365 POLAND		1075		2325	

IMPORTS INTO CANADA FOR CONSUMPTION

Articles and Countries from which Imported	MONTH OF MARCH 1950		THREE MONTHS ENDED MARCH 1950		Class Number
	Quantities	Values (\$)	Quantities	Values (\$)	
370 ROUMANIA				200	
375 SWEDEN		5985		10695	
376 SWITZRLND		4250		13545	
377 SYRIA		2000		2100	
383 HAWAII				200	
387 VENEZUELA				3300	
400 U STATES		404933		1146983	
		656967		1818679	
SHOW CASES AND METAL PARTS					
100 U KINGDOM		278		432	9265
400 U STATES		5917		15115	
		6195		15547	
SIGNS LETTERS OTHER THAN PAPER					
100 U KINGDOM		1971		3048	9266
306 BELGIUM				15	
327 FRANCE		32		32	
376 SWITZRLND		220		220	
400 U STATES		18066		54620	
		20289		57935	
MEASURING RULES AND TAPES					
100 U KINGDOM		14644		46072	9267
335 GERMANY		3892		8753	
354 NETHRLNDS				2495	
400 U STATES		51237		173142	
		69773		230462	
WASTE AND JUNK N O P					
400 U STATES	CWT				9269
	9406	12689	54986	49094	
	9406	12689	54986	49094	
WAX VEGETABLE AND MINERAL NOP					
309 BRAZIL	LB	177703	179682	585631	9270
352 MEXICO		5074	2519	18353	
400 U STATES		97083	41326	276410	
		279860	223527	880394	
WAX AND MANUFACTURES N O P					
100 U KINGDOM		1210		1699	9271
215 INDIA				1224	
335 GERMANY				841	
400 U STATES		12098		32877	
		13308		36641	
WHIPS AND PARTS					
100 U KINGDOM		704		1042	9272
400 U STATES		287		606	
		991		1648	
WINDOW CORNICES CORNICE POLES					
100 U KINGDOM		405		405	9273
		405		405	
UNENUMERATED ARTICLES					
400 U STATES		1673		16424	9274
		1673		16424	

STATISTICS CANADA LIBRARY
BIBLIOTHÈQUE STATISTIQUE CANADA



1010492868

