

DOMINION BUREAU OF STATISTICS  
DEPARTMENT OF TRADE AND COMMERCE

TRADE OF CANADA

TRADE C  
PORT

**IMPORTS**

OCTOBER, 1950

AND

TEN MONTHS ENDED OCTOBER, 1950

Published by Authority of the Rt. Hon. C. D. Howe  
Minister of Trade and Commerce

PREPARED IN THE EXTERNAL TRADE SECTION,  
INTERNATIONAL TRADE DIVISION,  
DOMINION BUREAU OF STATISTICS, OTTAWA

1000-1-51

73140-1

Price \$5 a year  
Single copies 50 cents

10-4030

Vol. 7, No. 10



IMPORTS INTO CANADA FOR CONSUMPTION

Changes affecting Previous Reports  
Cumulative Totals adjusted in October Report

1950  
Import  
List No.9

---

MONTH OF SEPTEMBER, 1950

Class Number

3307 - Deduct from Spain.....	700 sq.ft.	\$	1,655
3302 - Add to Spain.....	700 sq.ft.	\$	1,655
7061 - Deduct from United States..	5,156 ton	\$	26,379
7064 - Add to United States..	5,156 ton	\$	26,379

---



## TABLE OF CONTENTS

	Page
EXPLANATORY NOTES.....	2
KEY TO ABBREVIATIONS OF COUNTRIES.....	3
SUMMARY TABLES:	
Imports into Canada for Consumption, by Countries.....	4
Imports into Canada for Consumption, by Main Groups .....	6
DETAILED TABLES:	
Imports for Consumption, by Articles and Countries:	
Agricultural and Vegetable Products (except Chemicals, Fibres and Wood):	Class Number
A – Mainly Food.....	1 to 390
B – Other than Food.....	1501 to 1846
Animals and Animal Products (except Chemicals and Fibres).	2012 to 2348
Fibres, Textiles and Textile Products .....	3001 to 3574
Wood, Wood Products and Paper.....	4002 to 4311
Iron and Its Products.....	5001 to 5732
Non-Ferrous Metals and Their Products (except Gold) .....	6001 to 6256
Non-Metallic Minerals and Their Products (except Chemicals)	7001 to 7303
Chemicals and Allied Products.....	8001 to 8436
Miscellaneous Commodities .....	9000 to 9274

## EXPLANATORY NOTES

1. In all the tables of imports in this Report, the quantities and values are based upon the declarations of importers (import entries), as subsequently checked by Customs officials.
2. Weight, where shown is the net weight of the goods, that is, it excludes the weight of the covers or receptacles, except in cases of certain goods, as provided in the Customs Tariff.
3. The expression "ton" means 2,000 pounds, and "cwt." 100 pounds, avoirdupois. Where other units of quantity are used, Imperial standards apply.
4. In this Report are trade items such as "Engines, gas, n.o.p., and parts", which show both quantities and values. In the item "Engines, gas, n.o.p., and parts", the quantity represents the number of complete gas engines only, while the value represents not only the value of the specified number of complete gas engines but also the value of all kinds of "Parts" of gas engines; therefore, in this item, and in similar items, the average value per unit cannot be ascertained.
5. "Imports" means "Imports entered for Consumption". "Entered for Consumption" does not imply that the goods have been actually consumed in Canada, but that they have passed into the custody of the importer and that duty has been paid on the dutiable portion.
6. For statistical purposes, the value of merchandise imported, as shown in this Report, is the value as determined for Customs duty purposes. In most cases, this would be the invoice value of the goods converted to Canadian dollars at authorized exchange ratios. The value does not include charges such as freight, insurance, handling, duties or taxes.
7. Imports into Canada are classified as received from the countries whence they were consigned to Canada. The countries of consignment are the countries from which the goods have come, without interruption of transit, except in the course of transshipment or transfer from one conveyance to another. The countries whence goods are consigned are not necessarily the countries of actual origin, since goods produced in one country may be purchased by a firm in another country and thence despatched, after a longer or shorter interval, to Canada. In such cases the second country would be the country of consignment to which the goods would be credited. An example is the case of tea grown in the Orient but purchased in the bonded market in London, England; Canadian statistics record such imports as coming from the United Kingdom.
8. The initials "N.O.P." mean "not otherwise provided for".
9. Some of the descriptions of articles used in this Report are abbreviated and incomplete due to lack of space and mechanical limitations. Full descriptions are shown in the annual printed report of the Trade of Canada.
10. Throughout this Report, figures are subject to revision.
11. The Foreign Trade of Newfoundland is included as from April 1, 1949.

## KEY TO ABBREVIATIONS OF COUNTRIES

U Kingdom.....	United Kingdom	Fr Africa.....	French Africa
Ireland.....	Ireland	Fr E Ind.....	French East Indies
Aden.....	Aden	Fr Guiana.....	French Guiana
B E Afr.....	British East Africa	Fr Oceana.....	French Oceania
S Rhod.....	Southern Rhodesia	Fr W Ind.....	French West Indies
N Rhod.....	Northern Rhodesia	Madagascr.....	Madagascar
Un So Afr.....	Union of South Africa	St. Pierre.....	St. Pierre and Miquelon
B S A Other.....	Other British South Africa	Germany.....	Germany
Gambia.....	Gambia	Greece.....	Greece
G Coast.....	Gold Coast	Guatemala.....	Guatemala
Nigeria.....	Nigeria	Haiti.....	Haiti (Republic of)
S Leone.....	Sierra Leone	Honduras.....	Honduras
B W A Other.....	Other British West Africa	Hungary.....	Hungary
A E Sudan.....	Anglo-Egyptian Sudan	Iceland.....	Iceland
India.....	India	Iran.....	Iran
Pakistan.....	Pakistan	Iraq.....	Iraq
Ceylon.....	Ceylon	Italy.....	Italy
Malaya.....	Federation of Malaya	Tripoli.....	Tripoli
B E I Other.....	Other British East Indies	Ital Afr.....	Other Italian Africa
Bermuda.....	Bermuda	Japan.....	Japan
B Guiana.....	British Guiana	Korea.....	Korea
B Hond.....	British Honduras	Latvia.....	Latvia
Barbados.....	Barbados	Liberia.....	Liberia
Jamaica.....	Jamaica	Lithuania.....	Lithuania
Trinidad.....	Trinidad and Tobago	Mexico.....	Mexico
Bahamas.....	Bahamas	Morocco.....	Morocco
Leew Wind.....	Leeward and Windward Islands	Nethrlnds.....	Netherlands
Falkland.....	Falkland Islands	Indonesia.....	Indonesia
Gibraltar.....	Gibraltar	Surinam.....	Surinam
Hong Kong.....	Hong Kong	Neth Ant.....	Netherlands Antilles
Malta.....	Malta	Nicaragua.....	Nicaragua
Australia.....	Australia	Norway.....	Norway
Fiji.....	Fiji	Israel.....	Israel
New Zeal.....	New Zealand	Panama.....	Panama
B Oceania.....	Other British Oceania	Paraguay.....	Paraguay
Afghan.....	Afghanistan	Peru.....	Peru
Albania.....	Albania	Phil.....	Philippine Islands
Arabia.....	Arabia	Poland.....	Poland
Argentina.....	Argentina	Portugal.....	Portugal
Austria.....	Austria	Azores.....	Azores and Madeira
Belgium.....	Belgium and Luxembourg	Port Afr.....	Portuguese Africa
Bel Congo.....	Belgian Congo	Port Asia.....	Portuguese Asia
Bolivia.....	Bolivia	Roumania.....	Roumania
Brazil.....	Brazil	Siam.....	Siam
Bulgaria.....	Bulgaria	Spain.....	Spain
Burma.....	Burma	Canary Is.....	Canary Islands
Chile.....	Chile	Span Afr.....	Spanish Africa
China.....	China	Sweden.....	Sweden
Colombia.....	Colombia	Switzrlnd.....	Switzerland
C Rica.....	Costa Rica	Syria.....	Syria
Cuba.....	Cuba	Jordan.....	Jordan
Czecho S.....	Czechoslovakia	Turkey.....	Turkey
Denmark.....	Denmark	U S S R.....	U.S.S.R. (Russia)
Greenland.....	Greenland	Alaska.....	Alaska
Dom Rep.....	Dominican Republic	Virgin Is.....	American Virgin Islands
Ecuador.....	Ecuador	Hawaii.....	Hawaii
Egypt.....	Egypt	P Rico.....	Puerto Rico
El Salvd.....	El Salvador	U S Ocea.....	United States Oceania
Estonia.....	Estonia	Uruguay.....	Uruguay
Ethiopia.....	Ethiopia	Venezuela.....	Venezuela
Finland.....	Finland	Yugo Slav.....	Yugoslavia
France.....	France	U States.....	United States

## IMPORTS INTO CANADA FOR CONSUMPTION, BY COUNTRIES (EXCLUDING GOLD)

Countries	Month of October		Ten Months ended October	
	1949	1950	1949	1950
<b>Commonwealth Countries</b>				
United Kingdom.....	19,449,898	41,670,811	260,162,832	332,035,030
Ireland.....	7,508	(b)	61,830	(b)
Aden.....	-	-	883,653	11,875
British East Africa.....	417,306	2,286,549	2,778,222	9,624,745
Southern Rhodesia.....	55,542	137,973	793,524	336,287
Northern Rhodesia.....	5,709	3,605	47,969	42,749
Union of South Africa.....	230,830	491,508	3,259,283	3,932,929
Other British South Africa.....	-	-	-	-
Gambia.....	-	-	-	-
Gold Coast.....	613,901	56,950	6,579,051	6,871,627
Nigeria.....	-	5,320	2,592,827	1,337,592
Sierra Leone.....	-	-	8,343	15,816
Other British West Africa.....	-	-	-	163
Anglo-Egyptian Sudan.....	3,815	2,347	20,606	39,262
India.....	2,632,398	3,386,122	22,971,921	31,373,967
Pakistan.....	42,778	212,035	1,019,421	1,405,634
Ceylon.....	623,849	2,095,090	9,769,231	15,225,295
Federation of Malaya.....	966,022	2,642,564	14,091,568	19,458,616
Other British East Indies.....	-	-	21,297	27,454
Bermuda.....	2,719	5,790	137,190	72,938
British Guiana.....	3,843,668	3,288,778	17,273,167	16,063,924
British Honduras.....	-	51,631	207,139	199,196
Barbados.....	2,040,576	426,675	6,387,470	9,477,657
Jamaica.....	1,575,804	2,615,937	15,647,626	18,512,937
Trinidad and Tobago.....	360,758	398,018	13,730,964	14,053,068
Bahamas.....	18,137	10,946	709,075	374,928
Leeward and Windward Islands.....	14,987	19,449	199,887	364,591
Falkland Islands.....	-	-	-	-
Gibraltar.....	-	-	-	1,055
Hong Kong.....	232,306	213,516	2,615,994	1,750,404
Malta.....	3,262	2,232	12,932	10,240
Newfoundland.....	-	-	(a) 917,604	-
Australia.....	4,026,663	6,288,485	21,652,271	24,129,430
Fiji.....	977,527	2,674,136	6,576,898	8,793,007
New Zealand.....	591,921	210,388	7,867,986	8,366,884
Other British Oceania.....	-	-	-	-
<b>Total Commonwealth Countries...</b>	<b>38,737,884</b>	<b>69,196,855</b>	<b>418,997,781</b>	<b>523,909,300</b>
<b>Foreign Countries</b>				
Ireland.....	(c)	38,266	(c)	101,061
Afghanistan.....	-	-	2,314	108,771
Albania.....	-	-	-	-
Arabia.....	1,667,583	4,113,250	7,929,887	24,210,375
Argentina.....	106,990	1,767,339	2,947,674	9,066,564
Austria.....	23,759	111,952	286,960	596,286
Belgium and Luxembourg.....	1,405,372	2,778,226	16,295,561	16,629,912
Belgian Congo.....	14,947	554,137	444,905	1,214,551
Bolivia.....	610,458	-	1,552,517	1,334,101
Brazil.....	2,324,127	3,578,044	15,897,829	22,667,556
Bulgaria.....	-	-	500	4,021
Burma.....	-	-	32,340	-
Chile.....	8,068	42,225	574,507	1,331,589
China.....	53,695	232,850	3,047,121	4,613,864
Colombia.....	1,064,761	1,644,347	9,778,963	11,251,663
Costa Rica.....	150,188	275,876	1,782,678	2,888,344
Cuba.....	109,576	288,076	4,306,973	3,327,369
Czechoslovakia.....	341,690	531,706	5,901,260	4,928,327
Denmark.....	95,791	179,954	1,611,248	791,816
Greenland.....	-	-	-	-
Dominican Republic.....	-	-	3,775,096	874,745
Ecuador.....	80,894	269,030	1,019,059	1,209,639
Egypt.....	5,467	4,679	141,853	635,876
El Salvador.....	19,062	28,568	1,036,785	819,549
Estonia.....	-	4,585	4,260	7,870
Ethiopia.....	7,970	600	39,352	19,640
Finland.....	3,798	6,535	33,531	195,550
France.....	1,000,354	1,565,561	10,915,333	11,326,653
French Africa.....	240	16,102	15,346	526,429
French East Indies.....	-	-	-	-
French Guiana.....	-	-	-	-
French Oceania.....	-	3,932	68,363	449,014
French West Indies.....	9,996	-	121,018	90
Madagascar.....	-	-	9,112	8,452
St. Pierre and Miquelon.....	245	402	10,284	14,087

(a) January - March, 1949. (b) See Foreign Countries. (c) See Commonwealth Countries.



Countries	Month of October		Ten Months ended October	
	1949	1950	1949	1950
Foreign Countries - Concluded				
Germany.....	628,907	981,259	6,064,649	8,547,927
Greece.....	11,534	9,340	121,192	148,167
Guatemala.....	630,790	839,839	5,278,103	4,806,813
Haiti (Republic of).....	96,961	124,414	839,207	1,518,550
Honduras.....	820,961	353,507	6,000,994	4,889,733
Hungary.....	2,897	737	67,348	25,482
Iceland.....	4,911	395	40,857	32,782
Iran.....	21,084	222	270,099	110,213
Iraq.....	28,861	537	453,565	104,479
Italy.....	451,304	924,349	7,313,133	6,795,695
Tripoli.....	-	-	-	-
Other Italian Africa.....	-	-	-	-
Japan.....	494,857	855,208	3,835,957	9,764,127
Korea.....	-	-	-	34,683
Latvia.....	-	54	3,761	1,658
Liberia.....	-	-	6,890	-
Lithuania.....	-	-	2,380	-
Mexico.....	3,727,727	4,166,145	17,616,158	30,368,838
Morocco.....	10,122	13,025	129,464	180,212
Netherlands.....	537,179	1,542,924	6,078,423	7,255,279
Indonesia.....	26,689	47,002	1,305,942	563,956
Surinam.....	35,926	33,985	326,398	72,331
Netherlands Antilles.....	379,524	2,861,264	2,507,897	14,791,080
Nicaragua.....	1,834	47,459	152,294	328,191
Norway.....	64,769	124,516	913,986	1,024,648
Israel.....	35,952	42,810	412,585	386,993
Panama.....	194,182	297,516	1,661,291	5,213,285
Paraguay.....	5,075	20,725	364,181	266,196
Peru.....	109,627	386,966	1,688,805	3,205,051
Philippine Islands.....	395,117	820,139	3,249,310	5,071,994
Poland.....	20,641	25,439	143,130	250,635
Portugal.....	87,029	147,727	944,952	1,188,960
Azores and Madeira.....	40,677	31,940	478,855	332,035
Portuguese Africa.....	7,352	-	90,996	108,502
Portuguese Asia.....	-	-	-	-
Roumania.....	-	255	3,050	8,737
Siam.....	940	4,751	71,825	1,022,362
Spain.....	59,162	307,339	1,864,765	2,785,087
Canary Islands.....	-	606	10,965	6,438
Spanish Africa.....	-	-	-	-
Sweden.....	357,644	433,301	2,927,268	3,840,115
Switzerland.....	1,620,361	1,438,180	8,217,113	11,846,032
Syria.....	3,813	4,471	422,483	44,058
Jordan.....	-	-	-	-
Turkey.....	5,049	49,984	1,098,601	746,151
U.S.S.R. (Russia).....	500	60,900	10,385	79,562
United States.....	167,575,018	208,331,879	1,638,154,948	1,733,430,675
Alaska.....	211,346	105,594	1,106,073	850,651
American Virgin Islands.....	2,360	804	10,774	9,642
Hawaii.....	21,544	67,086	189,601	434,396
Puerto Rico.....	29,156	23,137	459,421	287,734
United States Oceania.....	-	-	-	114,644
Uruguay.....	119,101	282,025	830,075	1,903,705
Venezuela.....	7,545,432	7,527,106	75,859,308	70,094,197
Yugoslavia.....	-	2,507	13,598	95,935
Total Foreign Countries.....	195,528,946	251,375,610	1,889,195,684	2,056,142,280
GRAND TOTAL.....	234,266,830	320,572,465	2,308,193,465	2,580,051,580

IMPORTS INTO CANADA FOR CONSUMPTION FROM ALL COUNTRIES, FROM THE UNITED KINGDOM  
AND FROM THE UNITED STATES, BY MAIN GROUPS (EXCLUDING GOLD)

Main Groups	Month of October		Ten Months ended October	
	1949	1950	1949	1950
<u>ALL COUNTRIES</u>				
Agricultural and Vegetable Products (except Chemicals, Fibres and Wood)...	38,037,565	52,491,856	299,236,732	387,281,177
Animals and Animal Products (except Chemicals and Fibres).....	6,928,786	10,767,185	62,595,053	67,328,444
Fibres, Textiles and Textile Products....	23,453,089	35,782,361	283,148,894	290,823,416
Wood, Wood Products and Paper.....	8,210,812	9,933,569	71,117,713	81,992,504
Iron and Its Products.....	66,492,171	90,626,386	770,076,062	812,723,089
Non-Ferrous Metals and Their Products....	17,210,978	21,821,713	141,293,650	172,379,353
Non-Metallic Minerals and Their Products (except Chemicals).....	47,556,587	66,785,795	442,092,251	498,348,795
Chemicals and Allied Products.....	12,177,249	14,835,196	105,764,264	130,052,951
Miscellaneous Commodities.....	14,199,593	17,528,404	132,868,846	139,121,751
Total.....	234,266,830	320,572,465	2,308,193,465	2,580,051,580
<u>UNITED KINGDOM</u>				
Agricultural and Vegetable Products (except Chemicals, Fibres and Wood)...	1,981,021	2,607,149	14,352,787	22,748,426
Animals and Animal Products (except Chemicals and Fibres).....	501,958	1,266,361	4,939,551	7,914,204
Fibres, Textiles and Textile Products....	5,955,157	11,374,399	107,219,386	93,068,131
Wood, Wood Products and Paper.....	221,732	354,670	2,585,809	2,974,709
Iron and Its Products.....	5,133,383	15,042,952	68,925,790	122,910,758
Non-Ferrous Metals and Their Products....	1,344,473	4,498,388	15,943,037	31,693,745
Non-Metallic Minerals and Their Products (except Chemicals).....	2,108,263	3,078,503	22,433,983	24,973,128
Chemicals and Allied Products.....	657,405	1,396,379	6,350,776	11,214,026
Miscellaneous Commodities.....	1,546,506	2,052,010	17,411,713	14,537,903
Total.....	19,449,898	41,670,811	260,162,832	332,035,030
<u>UNITED STATES</u>				
Agricultural and Vegetable Products (except Chemicals, Fibres and Wood)...	16,253,039	17,117,869	114,621,326	142,626,321
Animals and Animal Products (except Chemicals and Fibres).....	5,199,388	7,431,386	44,911,260	45,168,943
Fibres, Textiles and Textile Products....	9,225,633	14,259,956	110,957,507	112,390,528
Wood, Wood Products and Paper.....	7,760,926	9,159,951	65,917,610	75,518,012
Iron and Its Products.....	60,431,787	73,431,813	686,594,090	675,132,642
Non-Ferrous Metals and Their Products....	12,002,532	13,117,792	99,747,342	110,140,132
Non-Metallic Minerals and Their Products (except Chemicals).....	34,472,839	47,620,612	318,595,891	349,933,051
Chemicals and Allied Products.....	10,829,972	12,275,210	93,881,534	111,403,340
Miscellaneous Commodities.....	11,398,902	13,917,290	102,928,388	111,017,706
Total.....	167,575,018	208,331,879	1,638,154,948	1,733,430,675

IMPORTS INTO CANADA FOR CONSUMPTION

Articles and Countries from which Imported	MONTH OF OCTOBER 1950		TEN MONTHS ENDED OCTOBER 1950		Class Number
	Quantities	Values (\$)	Quantities	Values (\$)	
<b>GROUP 1</b>					
<b>AGRICULTURAL PRODUCTS</b>					
<b>A MAINLY FOOD</b>					
APPLES FRESH	LB				1
236 NEW ZEAL			1353408	69641	
400 U STATES			4597297	296650	
	54405	2833	5950705	366291	
APRICOTS QUINCES FRESH	LB				2
312 CHILE			7225	855	
400 U STATES	3383	412	11152217	958059	
	3383	412	11159442	958914	
BANANAS FRESH	STEM				3
222 S HOND	290	1459	290	1459	
224 JAMAICA	20	221	148	1025	
228 LEEW WIND			1959	5878	
309 BRAZIL			965	3425	
314 COLOMBIA	776	3376	124550	635954	
315 C RICA	31818	245547	321281	2586786	
316 CUBA			241	1843	
320 DOM REP			1226	8456	
321 ECUADOR	13656	80516	119888	635010	
337 GUATEMALA	79467	553986	473504	3134785	
338 HAITI	470	1435	36206	109319	
339 HONOURAS	54297	342573	699379	4737768	
352 MEXICO			3406	3800	
361 PANAMA	35284	297516	694715	5213185	
384 P RICO			14	176	
400 U STATES	20	126	552	3971	
	216098	1526755	2478324	17082840	
CHERRIES FRESH	LB				4
400 U STATES			2208742	520244	
			2208742	520244	
CRANBERRIES FRESH	LB				5
400 U STATES	1293727	149806	1740944	200429	
	1293727	149806	1740944	200429	
GRAPE FRUIT FRESH	LB				6
224 JAMAICA	26415	1098	536461	28449	
228 LEEW WIND			49490	2470	
231 HONG KONG	340	149	7526	2612	
316 CUBA	90650	4871	116090	6526	
339 HONDURAS	258688	10599	2369182	91906	
352 MEXICO			228951	11150	
384 P RICO	28710	1018	28710	1018	
400 U STATES	7695781	310415	67817963	3351728	
	8100584	328150	71154373	3495859	
GRAPES FRESH	LB				7
304 ARGENTINA			64246	10804	
306 BELGIUM			313	136	
312 CHILE			186906	32998	
400 U STATES	13546604	919572	43575257	3548226	
	13546604	919572	43826722	3592164	
GUAVAS MANGOES PLANTAINS FRESH					8
228 LEEW WIND				242	
400 U STATES		28490		29499	
		28490		29741	
LEMONS FRESH	BOX				9
344 ITALY			106721	449900	
372 SPAIN			7059	19564	
400 U STATES	26833	142979	242037	1438857	
	26833	142979	355817	1908321	
LIMES FRESH	BOX				10
228 LEEW WIND			8906	29950	
400 U STATES	462	789	10694	21759	
	462	789	19600	51709	
MUSKMELONS CANTALOUPE FRESH	LB				11
312 CHILE			134007	11029	
352 MEXICO			927115	72176	
400 U STATES	456448	19717	14722197	727928	
	456448	19717	15783319	811133	
MELONS FRESH N O P	NO				12
316 CUBA			5114	12901	
400 U STATES	6236	1750	1637324	805998	
	6236	1750	1642438	818899	
ORANGES MANDARINES FRESH	CU FT				13
224 JAMAICA			1680	1811	
231 HONG KONG			130	1117	
352 MEXICO			574192	1098149	
372 SPAIN			34122	55419	
400 U STATES	497024	1192301	5925592	13245639	
	497024	1192301	6605716	14402135	
PEACHES FRESH	LB				14
312 CHILE			6649	935	
400 U STATES	1501621	47409	17376133	1300494	
	1501621	47409	17382782	1301429	
PEARS FRESH	LB				15
304 ARGENTINA			19159	2721	
400 U STATES	4119259	235510	15121979	1111818	
	4119259	235510	15141138	1114539	
PINEAPPLES FRESH	CRATE				16
316 CUBA	125	366	188412	585560	
383 HAWAII			107	573	
384 P RICO	138	836	4958	21767	

## IMPORTS INTO CANADA FOR CONSUMPTION

Articles and Countries from which Imported	MONTH OF OCTOBER 1950		TEN MONTHS ENDED OCTOBER 1950		Class Number
	Quantities	Values (\$)	Quantities	Values (\$)	
400 U STATES	22	100	11310	32411	
PLUMS OR PRUNES FRESH	285	1302	204787	640311	17
304 ARGENTINA			1330	233	
312 CHILE			13192	1859	
400 U STATES	103571	10106	7159805	850731	
BERRIES FRESH N O P	103571	10106	7174327	852823	
400 U STATES	52882	6612	326551	42939	18
STRAWBERRIES FRESH	52882	6612	326551	42939	
400 U STATES	40080	11094	3450085	782530	19
FRESH FRUITS N O P	40080	11094	3450085	782530	
400 U STATES		5628		41750	20
APPLES DRIED		5628		41750	
400 U STATES			1125470	41994	31
APRICOTS NECTARINES DRIED			1125470	41994	
207 UN 80 AFR			39500	6899	32
400 U STATES	156619	60809	617106	182565	
BANANAS DRIED	156619	60809	656606	189464	
309 BRAZIL			240	151	33
400 U STATES	1425	1702	6830	7080	
CURRENTS DRIED	1425	1702	7070	7231	
234 AUSTRALIA	128800	13513	5615613	640519	34
336 GREECE			3000	333	
400 U STATES	45151	9703	154324	24330	
DATES DRIED UNPITTED IN BULK	173951	23216	5772937	665182	
231 HONG KONG					38
400 U STATES	1638	536	2908	812	
DATES DRIED N O P	1638	536	3808	1067	
100 U KINGDOM			298255	35903	36
231 HONG KONG	80	28	765	418	
343 IRAQ	3600	537	1080428	104479	
400 U STATES	88228	19954	1319662	228233	
FIGS DRIED	91908	20519	2699110	369033	
100 U KINGDOM			22428	2720	37
336 GREECE			4650	591	
366 PORTUGAL	99970	14747	149980	22577	
379 TURKEY			772846	133911	
400 U STATES	442059	120794	2009479	339316	
PEACHES DRIED	542029	135541	2959383	499115	
207 UN 80 AFR					38
400 U STATES	5000	1005	31375	6732	
PRUNES OR PLUMS DRIED UNPITTED	48032	13242	246231	49349	
231 HONG KONG	53032	14247	277606	56081	
354 NETHRLNDS					39
400 U STATES	500	162	5048	2074	
PEARS DRIED	209843	38691	876037	130142	
207 UN 80 AFR	2399752	416984	11175036	1698699	
400 U STATES	2610095	455837	12056121	1830915	
RAISINS					40
207 UN 80 AFR	3750	764	3750	764	
400 U STATES	7638	1978	46143	9673	
FRUITS DRIED N D P	11388	2742	49893	10437	
234 AUSTRALIA	1543800	410702	29979959	3402947	41
354 NETHRLNDS	92976	11477	329587	33471	
400 U STATES	2016368	389441	8879325	1205441	
CHERRIES SULPHURED OR IN BRINE	3653144	811620	39188871	4641859	
228 LEEW WIND					42
231 HONG KONG	13943	7461	4816	235	
400 U STATES	882	213	31501	15866	
OLIVES SULPHURED	14825	7674	62226	21392	
344 ITALY	530296	53986	3652909	421138	51
354 NETHRLNDS	1910	238	27781	3100	
400 U STATES			113540	15948	
FRUITS DRIED N D P	532206	54224	3794230	440186	
231 HONG KONG					52
312 CHILE	400	74	920	184	
328 FR AFRICA			3461	1376	
336 GREECE	13000	3714	43203	5896	
344 ITALY			170710	40442	
353 MORDCCO			45466	6417	
363 PERU			11000	1500	
372 SPAIN	383340	87764	2250	678	
377 SYRIA			3706348	1042244	
400 U STATES	68255	16261	763	228	
LEMON ORANGE GRAPE FRUIT RINDS	464995	107813	1037196	219479	
231 HONG KONG					53
338 HAITI		442		4542	
344 ITALY		709		3229	
384 P RICD				67791	
400 U STATES		4966		24822	
		6117		29715	
				130099	

IMPORTS INTO CANADA FOR CONSUMPTION

Articles and Countries from which Imported	MONTH OF OCTOBER 1950		TEN MONTHS ENDED OCTOBER 1950		Class Number
	Quantities	Values (\$)	Quantities	Values (\$)	
PEACHES AND APRICOTS IN CANS	LB				54
207 UN 80 AFR			3376803	426317	
234 AUSTRALIA	438723	37086	4549212	403374	
344 ITALY			16500	1377	
400 U STATES	252640	35008	908816	99407	
	691363	72094	8851331	930478	
PEARS IN CANS	LB				55
234 AUSTRALIA	41171	3801	1487175	143307	
400 U STATES	62673	10042	135508	22076	
	103844	13843	1622683	165383	
PINEAPPLE IN CANS	LB				56
100 U KINGDOM	6000	918	6000	918	
207 UN 80 AFR	403600	74420	4017200	718879	
218 MALAYA	198790	27532	2040150	279199	
234 AUSTRALIA	602530	113588	6005807	1102323	
235 FIJI			520293	51544	
313 CHINA			186820	31327	
316 CUBA			38975	5157	
352 MEXICO	1209601	137338	5936858	671437	
383 HAWAII			23167	3553	
384 P RICO			14400	2263	
400 U STATES	13150	1338	174478	26127	
	2433671	355134	18964148	2892727	
FRUITS IN CANS M O P	LB				57
100 U KINGDOM			1680	435	
231 HONG KONG	1876	745	6587	2049	
234 AUSTRALIA			1022182	115793	
316 CUBA			21750	3589	
347 JAPAN			416905	37612	
354 NETHRLNDS			48321	7789	
400 U STATES	150387	17393	977361	120301	
	152263	18138	2494786	287568	
FRUITS NUTS PICKLED PRESERVED	GAL				60
100 U KINGDOM	3532	2239	42525	34215	
215 INDIA	231	447	1664	4221	
224 JAMAICA	164	329	631	710	
228 LEEW WIND	475	201	2604	1149	
231 HONG KONG	648	3269	9580	27544	
316 CUBA	9285	9392	35806	40125	
327 FRANCE	216	1019	571	2649	
336 GREECE			560	1299	
344 ITALY	440	398	4394	4646	
347 JAPAN			280	495	
354 NETHRLNDS	51116	63141	363511	400383	
372 SPAIN	2510	753	2510	753	
400 U STATES	1675	2042	10851	26903	
	70292	83230	475487	545092	
FRUIT PULP N O P	LB				61
100 U KINGDOM			329362	25296	
207 UN 80 AFR			206321	24733	
234 AUSTRALIA	800	122	119806	17979	
316 CUBA			100050	8956	
352 MEXICO	564882	57561	2049090	206952	
354 NETHRLNDS	845839	73308	1993085	195809	
372 SPAIN	44023	4930	44023	4930	
400 U STATES	195597	22368	431884	51761	
	1651141	158289	5273621	536416	
JELLIES JAMS MARMALADES	LB				62
100 U KINGDOM	334074	59597	1410642	257516	
224 JAMAICA			9576	1189	
231 HONG KONG	206	88	424	150	
234 AUSTRALIA			12000	1217	
327 FRANCE	255	75	1726	661	
388 YUGD SLAV			660	280	
400 U STATES	28329	4228	139491	21253	
	362864	63988	1574519	282266	
GRAPE FRUIT ORANGE LEMON PULP	LB				63
224 JAMAICA	76616	2367	504870	14272	
344 ITALY			24961	556	
400 U STATES	4092	400	4092	400	
	80708	2767	533923	15228	
MIXED FRUITS IN CANS	LB				64
231 HONG KONG	897	333	897	333	
234 AUSTRALIA	126000	22285	349491	53362	
400 U STATES	1718572	242540	9241247	1148621	
	1845469	265158	9591635	1202316	
LEMON JUICE	GAL				68
328 FR AFRICA			3388	3743	
344 ITALY			551	863	
400 U STATES	8401	16878	97621	233505	
	8401	16878	101560	238111	
ORANGE JUICE	GAL				69
100 U KINGDOM			1089	1228	
224 JAMAICA	4491	3743	92745	76691	
225 TRINIOAO			3000	2797	
400 U STATES	85198	73809	2713891	2486034	
	89689	77552	2810725	2566750	
PECTIN	LB				70
400 U STATES	6312	9621	76846	117644	
	6312	9621	76846	117644	
GRAPE JUICE OVER 1 GALLON	GAL				73
LIME JUICE NOT REFINED	GAL				74
221 B GUIANA	1625	1062	1625	1062	
224 JAMAICA	502	688	502	688	

## IMPORTS INTO CANADA FOR CONSUMPTION

Articles and Countries from which Imported	MONTH OF OCTOBER 1950		TEN MONTHS ENDED OCTOBER 1950		Class Number
	Quantities	Values (\$)	Quantities	Values (\$)	
225 TRINIDAD			1127	1003	
228 LEEW WIND	6290	2604	19455	9836	
400 U STATES			27	60	
	8417	4354	22736	12649	
FRUIT JUICES SPIRIT FORTIFIED	GAL				75
400 U STATES	100	439	352	3142	
	100	439	352	3142	
BLENDED FRUIT JUICES	GAL				76
100 U KINGDOM			1260	1290	
222 B HOND			6801	3872	
224 JAMAICA	9000	7500	214477	173359	
225 TRINIDAD	27750	19817	277060	239251	
400 U STATES	61712	57010	1593038	1526819	
	98462	84327	2092636	1944591	
FRUIT JUICES N O P	GAL				77
100 U KINGDOM	1519	4976	6261	13547	
234 AUSTRALIA			7021	10434	
400 U STATES	12203	13679	126931	133136	
	13722	18615	140213	157117	
GRAPE FRUIT JUICE	GAL				78
100 U KINGDOM			117487	85289	
222 B HOND			135522	77164	
224 JAMAICA	6000	5000	154491	133921	
225 TRINIDAD	96000	66531	727550	627670	
234 AUSTRALIA			600	657	
400 U STATES	123543	93628	1084831	1052348	
	225543	165159	2220481	1977049	
PINEAPPLE JUICE	GAL				79
234 AUSTRALIA	16832	17476	140998	151716	
235 FIJI			15000	10426	
352 MEXICO	36555	25498	195492	141940	
383 HAWAII	72256	67086	378157	368409	
400 U STATES	1019	1219	78642	80549	
	126662	111279	808289	753040	
FRUIT SYRUPS CONCENTRD JUICES	GAL				80
100 U KINGDOM			2869	7791	
207 UN SO AFR			446	2966	
224 JAMAICA			1276	5010	
234 AUSTRALIA			168	380	
327 FRANCE	470	1329	1064	3563	
354 NETHRLNDS			126	241	
400 U STATES	12121	51522	315809	1592254	
	12591	52851	321758	1612205	
COCOANUTS	NO				81
235 FIJI			8400	465	
236 NEW ZEAL			21000	1238	
316 CUBA			1560	161	
320 DOM REP			55000	4373	
339 HONDURAS	4130	335	62610	3291	
384 P RICO	23400	2020	237500	17539	
400 U STATES	48341	4230	132186	10574	
	75871	6585	518256	37641	
COCOANUT DESICCATED	LB				83
100 U KINGDOM			13000	1739	
215 INDIA			41440	7615	
217 CEYLON	389270	83619	2185885	396608	
224 JAMAICA	34700	6656	159647	32220	
364 PHIL	517150	100324	3020940	583195	
383 HAWAII			150	166	
384 P RICO			15700	3643	
400 U STATES	830210	223737	4594637	1232929	
	1771330	414336	10031399	2258115	
COPRA NOT PREPARED	LB				84
234 AUSTRALIA			61968	3417	
331 FR OCEANA			4409200	420142	
355 INDONESIA			76987	4245	
364 PHIL	5648000	597809	33025275	3248158	
385 U S OCEA			1120000	114644	
	5648000	597809	38693430	3790606	
ALMONDS NOT SHELLED	LB				91
100 U KINGDOM	5600	2740	35840	15235	
344 ITALY			44092	5061	
372 SPAIN			554911	90571	
400 U STATES			14800	3426	
	5600	2740	649643	114363	
BRAZIL NUTS NOT SHELLED	LB				92
100 U KINGDOM			19040	5373	
309 BRAZIL	70100	15388	1414486	235344	
400 U STATES	1200	515	1400	564	
	71300	15903	1434926	241281	
FILBERTS HAZEL NOT SHELLED	LB				93
344 ITALY	32408	7363	32408	7363	
372 SPAIN			402112	51496	
400 U STATES	7244	2488	7244	2488	
	39652	9851	441764	61347	
PEANUTS GREEN SHELLED OR NOT	LB				94
207 UN SO AFR			17238	2055	
215 INDIA			19759433	1868677	
231 HONG KONG	20000	3109	20500	3184	
313 CHINA	657200	64474	20649440	2510502	
352 MEXICO	847418	91418	19116146	2555776	
400 U STATES	57250	6368	2896196	256879	
	1581868	165369	62458953	7467073	

IMPORTS INTO CANADA FOR CONSUMPTION

Articles and Countries from which Imported	MONTH OF OCTOBER 1950		TEN MONTHS ENDED OCTOBER 1950		Class Number
	Quantities	Values (\$)	Quantities	Values (\$)	
PECANS NOT BHELLED 400 U STATES	LB 112114	41159	118153	43985	95
WALNUTS NOT BHELLED 344 ITALY 400 U STATES	LB 899185	227031	1302430	317934	96
OTHER NUTS NOT BHELLED 215 INDIA 231 HONG KONG 301 AFGHAN 342 IRAN 344 ITALY 379 TURKEY 400 U STATES	LB 150	51	10000 3415 900 92 976 980	3503 787 418 69 135 503	97
ALMONDS SHELLED 100 U KINGDOM 231 HONG KONG 344 ITALY 354 NETHRLNDS 366 PORTUGAL 372 SPAIN 400 U STATES	LB 8960 656 80668 13832	4516 244 30873 5389	104244 2879 258041 213445 231145 601698	45086 1489 101706 81725 74414 256871	101
PEANUTS N O P 231 HONG KONG 400 U STATES	LB 1040 8610	327 4922	10270 113996	3480 45215	102
WALNUTS SHELLED 215 INDIA 231 HONG KONG 313 CHINA 327 FRANCE 344 ITALY 370 ROUMANIA 379 TURKEY 400 U STATES	LB 115500 28207 142922	33867 10387 63244	12650 10255 3555607 209602 509280 22046 234711	4334 3740 994136 98028 191411 7842 89543	103
OTHER NUTS SHELLED 231 HONG KONG 344 ITALY 372 SPAIN 379 TURKEY 400 U STATES	LB 296 10800	73 5812	7094 16753 171129	2984 10502 90955	104
BRAZIL NUTS SHELLED 308 BOLIVIA 309 BRAZIL 400 U STATES	LB 28446 16544	19155 12198	49170 395142 27874	19911 179014 20081	105
CABHEW NUTS SHELLED 215 INDIA 309 BRAZIL 400 U STATES	LB 79500	33542	929000 11150	365005 2635	106
PECANS SHELLED 352 MEXICO 400 U STATES	LB 34438 113938	18717 52259	281125 1221275	118624 486264	107
ABPARAGUS FRESH 400 U STATES	LB		23940 479901	14120 500150	111
BEANS GREEN FRESH 400 U STATES	LB		503841	514270	112
BEETS FRESH EXCEPT SUGAR BEETS 400 U STATES	LB 599474	44291	5814287	511735	114
CABBAGE FRESH 352 MEXICO 400 U STATES	LB 74639	590	3080689	109949	115
CARROTS FRESH 352 MEXICO 400 U STATES	LB 74639	590	3080689	109949	116
CAULIFLOWER FRESH 400 U STATES	LB 14724	263	56526639 56799945	4471 1118669 1123140	117
CELERY FRESH 400 U STATES	LB 14724	263	56799945	1123140	118
CUCUMBER FRESH 316 CUBA 400 U STATES	LB 493391	30303	5197344	335979	119
LETTUCE FRESH 352 MEXICO 384 P RICO 400 U STATES	LB 2155728	72277	64322061	2662829	120
MUSHROOMS TRUFFLES FRESH 100 U KINGDOM 231 HONG KONG 312 CHILE	LB 120	165	1050 1453 25	2219 3972 43	121

## IMPORTS INTO CANADA FOR CONSUMPTION

Articles and Countries from which Imported	MONTH OF OCTOBER 1950		TEN MONTHS ENDED OCTOBER 1950		Class Number	
	Quantities	Values (\$)	Quantities	Values (\$)		
347 JAPAN	2012	3309	14105	20654		
400 U STATES	252	86	262148	62706		
ONIONS FRESH	2384	3560	278781	89594	122	
234 AUSTRALIA	LB		746967	20589		
236 NEW ZEAL			956182	21133		
312 CHILE			1275289	43658		
352 MEXICO			129025	5066		
354 NETHRLNDS	4033	102	5857	151		
400 U STATES	957006	15957	38022591	1119875		
PEAS GREEN FRESH	961039	16059	41135911	1210472	123	
352 MEXICO	LB		319656	22574		
400 U STATES	14930	1929	1155188	92953		
POTATOES SWEET AND YAMBS FRESH	14930	1929	1474844	115527	124	
231 HONG KONG	CWT					
400 U STATES	24	280	243	3817		
	21770	87392	82178	433700		
POTATOES FRESH EXCEPT SEED	21794	87672	82421	437517	125	
100 U KINGDOM	CWT					
400 U STATES	40	80	40	80		
SPINACH FRESH	24490	44658	949393	2146845	126	
400 U STATES	24490	44658	949433	2146925		
TOMATOES FRESH	LB					
	47143	5053	4688905	400359		
224 JAMAICA	47143	5053	4688905	400359	127	
227 BAHAMAS	LB					
228 LEEW WIND			1680726	72150		
316 CUBA			3349629	134228		
352 MEXICO			225264	18827		
400 U STATES	24600	1695	1089760	71366		
	8284794	365497	35773633	1606629		
	8309394	367192	48161562	3716212		
VEGETABLES FRESH	8309394	367192	90280574	5619412	128	
N 0 P	LB					
231 HONG KONG	12400	1395	126523	15763		
306 BELGIUM			6086	2188		
312 CHILE			1222	205		
313 CHINA			2840	317		
316 CUBA			18396	1189		
344 ITALY	22046	1503	72115	5252		
347 JAPAN			14000	797		
352 MEXICO			66024	8540		
375 SWEDEN			26400	2821		
400 U STATES	489436	31816	14110525	1049937		
	523882	34714	14444201	1087009		
MUSTARD LIQUID						131
100 U KINGDOM		161		229		
327 FRANCE				1795		
400 U STATES				1640		
PASTE HASH VEGETABLE		161		3664	132	
100 U KINGDOM	LB					
231 HONG KONG	40738	8942	173511	35004		
344 ITALY	72	56	690	550		
347 JAPAN	1660	225	6181	5229		
400 U STATES	1018	291	10850	2950		
	43488	9514	194116	44318		
POTATOES DRIED	43488	9514	194116	44318	133	
100 U KINGDOM	LB					
400 U STATES			570860	139326		
VEGETABLES DRIED			187555	14980	134	
N 0 P			758415	154306		
100 U KINGDOM	LB					
231 HONG KONG	4042	1783	5225	1762		
322 EGYPT	6720	3565	59770	22904		
344 ITALY			67014	20761		
347 JAPAN	2490	1287	3095	1109		
400 U STATES	22544	12413	4965	2389		
	35796	19048	234139	68990		
VEGETABLES FROZEN	35796	19048	374208	117915	135	
400 U STATES	LB					
			34965	2473		
ASPARAGUS IN CANS			34965	2473	141	
400 U STATES	LB					
	12906	2585	85636	26299		
BEANS IN CANS	12906	2585	85636	26299	142	
306 BELGIUM	LB					
327 FRANCE	15164	1834	17439	2145		
400 U STATES	4200	906	4200	906		
	42	42	947	198		
CORN IN CANS	19406	2782	22586	3249	143	
400 U STATES	LB					
			320	40		
MUSHROOMS AND TRUFFLES IN CANS			320	40	144	
231 HONG KONG	LB					
327 FRANCE	90	209	796	2228		
347 JAPAN	18099	6066	174899	58530		
400 U STATES	200	354	6510	9756		
			100	155		
PEAS IN CANS	18389	6629	182305	70669	145	
306 BELGIUM	LB					
327 FRANCE	33632	5080	44058	6705		
400 U STATES	3000	718	3000	718		
			21	13		
	36632	5798	47079	7436		



Articles and Countries from which Imported	MONTH OF OCTOBER 1950		TEN MONTHS ENDED OCTOBER 1950		Class Number	
	Quantities	Values (\$)	Quantities	Values (\$)		
TOMATOES IN CANS	344 ITALY 400 U STATES	LB 42376 12200 54576	7478 1537 9015	247371 20950 268321	49492 2754 52246	146
VEGETABLES N O P IN CANS	100 U KINGDOM 231 HONG KONG 306 BELGIUM 322 EGYPT 327 FRANCE 347 JAPAN 400 U STATES	LB 10974 9678 1000 513 8411 30576	3197 1449 442 97 1246 6431	1170 67643 9678 9600 5249 8054 51462 152856	110 18418 1449 1203 2326 1745 7662 32913	147
PIMENTOS IN CANS	400 U STATES	LB 50400 50400	14586 14586	50400 50400	14586 14586	148
PICKLES	100 U KINGDOM 215 INDIA 227 BAHAMAS 231 HONG KONG 306 BELGIUM 313 CHINA 327 FRANCE 344 ITALY 347 JAPAN 354 NETHRLNDS 366 PORTUGAL 400 U STATES	GAL 3314 72 11121 923 500 1164 5320 18597 41011	4490 229 5154 1363 737 2246 5194 14874 34287	8935 369 26031 14230 898 12 530 4835 4037 53842 2834 149395 265948	16759 1003 12142 23766 1158 50 1537 7480 7399 65381 6238 91524 234437	152
SAUCES N O P AND CATSUPS	100 U KINGDOM 215 INDIA 224 JAMAICA 231 HONG KONG 327 FRANCE 344 ITALY 347 JAPAN 400 U STATES	GAL 370 84 52 3547 66 483 409 5011	1048 262 150 3579 350 1400 1075 7864	2527 673 114 11753 137 221 483 14247 30155	7667 1721 422 22673 134 1168 1400 17908 53093	153
SAUCES SOY	231 HONG KONG 313 CHINA 347 JAPAN 400 U STATES	GAL 6735 2880 667 10282	4977 3215 748 8940	37212 357 9640 7863 55072	29651 197 13524 7395 50767	155
BARLEY BUCKWHEAT AND RYE	400 U STATES	BUSH 62025 62025		62025 62025	78417 78417	161
BEANS SOYA	231 HONG KONG 400 U STATES	LB 19852384 19852384	868409 868409	151630532 151632032	112 8070278 8070390	162
BEANS N O P	203 S E AFR 215 INDIA 231 HONG KONG 312 CHILE 313 CHINA 327 FRANCE 347 JAPAN 377 SYRIA 400 U STATES	LB 10112 1820 203 312 313 327 347 377 326135 342067	1057 258 264 264	85766 10112 20650 284 500 109105 12300 11023 2006013 2255753	7008 1057 2873 48 62 7942 920 726 228792 249428	163
INDIAN CORN	400 U STATES	BUSH 1506518 1506518	2576631 2576631	6965270 6965270	12205541 12205541	167
OATS	100 U KINGDOM 304 ARGENTINA 400 U STATES	BUSH 4779 280 5059	5644 397 6041	1025498 262561 1288079	20 58 1128981 244823 1373862	168
PEAS SPLIT	312 CHILE 377 SYRIA 400 U STATES	LB 688200 688200	30143 30143	1625377 1686655	802 3470 79161 83433	169
PEAS WHOLE	100 U KINGDOM 236 NEW ZEAL 306 BELGIUM 327 FRANCE 328 FR AFRICA 352 MEXICO 354 NETHRLNDS 400 U STATES	LB 110000 21800 152503 284303	13662 1457 7739 22858	2060 6840 5511 16535 11024 117100 21800 4314859 4495729	289 381 284 1293 700 14948 1457 377313 396665	170
RICE UNCLEARED UNHULLED PADDY	322 EGYPT 371 SIAM 400 U STATES	CWT 49797 49797	275426 275426	99138 131101 395495 625734	569966 805981 2093112 3469059	171
RICE CLEANED	400 U STATES	CWT 3789 3789	43755 43755	29853 29853	268006 268006	172

## IMPORTS INTO CANADA FOR CONSUMPTION

Articles and Countries from which Imported	MONTH OF OCTOBER 1950		TEN MONTHS ENDED OCTOBER 1950		Class Number	
	Quantities	Values (\$)	Quantities	Values (\$)		
WHEAT						
400 U STATES	BUSH	51	137	404	1055	174
BARLEY POT PEARL ROAST GROUND		51	137	404	1055	
400 U STATES	LB			1800	202	181
BRAN AND MILL FEED				1800	202	
100 U KINGDOM	CWT					182
400 U STATES		9430	25230	22	114	
BUCKWHEAT MEAL OR FLOUR		9430	25230	66236	189623	
400 U STATES	CWT			66258	189737	183
CORN MEAL				10	99	
400 U STATES	BRL	989	12526	4493	41289	184
HOMINY CRACKED OR DRIED CORN		989	12526	4493	41289	
400 U STATES	CWT	4575	18909	51067	234129	185
MALT FLOUR		4575	18909	51067	234129	
400 U STATES	LB	56100	5353	261610	23738	187
OATMEAL AND ROLLED OATS		56100	5353	261610	23738	
100 U KINGDOM	LB			2124	224	188
400 U STATES				50	22	
RICE STARCH FLOUR MEAL FEED				2174	246	
231 HONG KONG	LB	2680	509	13520	3327	189
347 JAPAN		1000	133	4400	715	
400 U STATES		47553	3392	179871	13759	
RYE FLOUR		51233	4034	197791	17801	
400 U STATES	BRL	2	20	107	1327	191
SAGO AND CASSAVA FLOUR EDIBLE		2	20	107	1327	
218 MALAYA	LB			2240	100	192
231 HONG KONG				1904	325	
309 BRAZIL		99452	6401	276980	20227	
400 U STATES		7000	909	244111	18635	
SEMOLINA		106452	7310	525235	39287	
WHEAT FLOUR	BRL					193
100 U KINGDOM				65	611	194
231 HONG KONG				1	44	
400 U STATES		72	1485	394	5225	
BISCUITS AND BREAD DIETARY		72	1485	460	5880	
100 U KINGDOM					798	201
400 U STATES					9297	
BISCUITS NOT SWEETENED N O P					10095	
100 U KINGDOM	LB	10272	5604	99373	44219	203
318 DENMARK		4236	976	46696	10192	
327 FRANCE				96	20	
347 JAPAN		422	187	3618	1307	
354 NETHRLNDS		882	392	3110	1121	
359 NORWAY				23250	2657	
375 SWEDEN		46300	8890	179245	34655	
400 U STATES		75770	22244	591502	143162	
BISCUITS SWEETENED N O P		137882	38293	946890	237333	
100 U KINGDOM	LB	646555	268783	3037261	1107361	204
318 DENMARK		3669	974	22189	6474	
327 FRANCE				1935	527	
344 ITALY		220	152	530	260	
347 JAPAN		240	53	1373	549	
354 NETHRLNDS		1224	393	34067	12405	
376 SWITZRLND				1918	1108	
400 U STATES		4151	1288	83636	33091	
BREAD PASSOVER MATZO PRODUCTS		656059	271643	3182909	1161775	
CEREAL FOODS 25 POUNDS OR LESS						205
100 U KINGDOM	LB			121	85	206
231 HONG KONG				2180	614	
400 U STATES		53081	13502	291919	83883	
CEREAL FOODS PREPARED N O P		53081	13502	294220	84582	
100 U KINGDOM			91		4264	207
231 HONG KONG					185	
400 U STATES			4700		123974	
MACARONI AND VERMICELLI			4791		128423	
231 HONG KONG	LB	4640	1372	34144	10098	208
313 CHINA				260	77	
400 U STATES		3400	560	4603	915	
MILK FOODS N O P		8040	1932	39007	11090	
100 U KINGDOM					527	209
231 HONG KONG			40		107	
347 JAPAN					49	
400 U STATES			11035		59641	
ARROWROOT			11075		60324	
228 LEEW WIND	LB	9600	1274	207760	27399	221
231 HONG KONG				2500	390	

Articles and Countries from which Imported	MONTH OF OCTOBER 1950		TEN MONTHS ENDED OCTOBER 1950		Class Number
	Quantities	Values (\$)	Quantities	Values (\$)	
400 U STATES			289071	43264	
MALT WHOLE CRUSHED OR GROUND	9600	1274	499331	71053	224
400 U STATES			143417	10763	
BAGO AND TAPIOCA			143417	10763	225
218 MALAYA	4667	250	313820	18787	
309 BRAZIL			201451	22954	
355 INDONESIA	141276	11026	348393	27956	
400 U STATES	70150	9547	700911	98356	
ALL OTHER BREADSTUFFS N O P	216093	20823	1564575	168053	226
231 HONG KONG		1786		2482	
347 JAPAN				75	
400 U STATES		325		10945	
COCOANUT OIL N O P EDIBLE		2111		13502	231
100 U KINGDOM			2584	46618	
400 U STATES	910	17616	7260	133282	
COTTON SEED OIL N O P EDIBLE	910	17616	9844	179900	233
100 U KINGDOM			234	4615	
400 U STATES	2887	67566	76584	1334392	
OLIVE OIL N O P EDIBLE	2887	67566	76818	1339007	234
327 FRANCE	34	1685	840	27248	
328 FR AFRICA	4	102	201	8590	
336 GREECE			1	16	
344 ITALY	819	27919	5820	195277	
366 PORTUGAL			73	2101	
372 SPAIN	22	471	4530	135903	
377 SYRIA			10	170	
400 U STATES	558	26174	1669	58307	
PEANUT OIL N O P EDIBLE	1437	56351	13144	427612	235
100 U KINGDOM			586	10749	
231 HONG KONG	98	2779	362	11002	
400 U STATES	4	161	1279	27113	
SOYA BEAN OIL N O P EDIBLE	102	2940	2227	48864	236
400 U STATES	7569	145517	38137	718289	241
CONFECTIONERY CHOCOLATE	7569	145517	38137	718289	241
100 U KINGDOM	943171	348697	6505444	2343156	
306 BELGIUM	3341	1144	14314	5655	
317 CZECHOS	5492	2379	14051	10697	
318 DENMARK	2919	1057	6747	2527	
327 FRANCE	2844	1148	4868	2387	
354 NETHRLNDS	9426	5174	43568	21282	
360 ISRAEL			35925	23203	
365 POLAND			771	346	
375 SWEDEN			4609	1465	
376 SWITZRLNO	792	507	25107	15875	
400 U STATES	34555	7359	73602	26208	
OTHER CONFECTIONS SWEETENED	1002540	367465	6729006	2452801	242
100 U KINGDOM	5487	1770	86614	20250	
354 NETHRLNDS	205	31	4678	985	
400 U STATES	1272	404	129484	27786	
FRUITB PEELS CANDIED	6964	2205	220776	49021	243
100 U KINGDOM			21265	6759	
207 UN 80 AFR	840	370	90440	12273	
231 HONG KONG			120	59	
327 FRANCE	86521	21004	284347	76161	
344 ITALY			1400	263	
400 U STATES	4000	1015	6370	2204	
GINGER PRESERVED	91361	22389	403942	97719	244
231 HONG KONG	23867	8570	294050	63576	
313 CHINA			1547	379	
347 JAPAN	375	89	2175	592	
400 U STATES			211	172	
CHEWING GUM SWEETENED	24242	8659	297983	64719	245
100 U KINGDOM	112	46	672	160	
400 U STATES	37740	10478	69796	21234	
SUGAR CANDY CONFECTIONERY NOP	37852	10524	70468	21394	246
100 U KINGDOM	1045943	204197	5637469	1166897	
231 HONG KONG	2928	808	18789	5616	
316 CUBA			54000	6512	
317 CZECHD S	7598	1216	18358	2427	
318 DENMARK			133161	43109	
327 FRANCE	900	278	3441	1828	
354 NETHRLNDS	39313	7630	108291	22549	
360 ISRAEL			14587	4572	
365 POLAND	1864	399	19572	3381	
376 SWITZRLND			4089	1928	
400 U STATES	41853	13607	274953	85499	
GLUCOSE AND SYRUP CORN SYRUP	1140399	228135	6286710	1344318	251
400 U STATES	421	2339	10070	72248	
MOLASSES 20 TO 35 DEGREES	421	2339	10070	72248	252
316 CUBA			679933	78936	
383 HAWAII			175262	21868	

## IMPORTS INTO CANADA FOR CONSUMPTION

Articles and Countries from which Imported	MONTH OF OCTOBER 1950		TEN MONTHS ENDED OCTOBER 1950		Class Number
	Quantities	Values (\$)	Quantities	Values (\$)	
384 P RICO 400 U STATES			4703	876	
	112037	28140	2180522	339009	
MOLASSES 35 TO 56 DEGREES 400 U STATES	112037	28140	3040420	440689	253
	GAL				
			4908	2667	
MOLASSES OVER 56 DEGREES			4908	2667	254
	CWT				
MOLASSES EMPIRE PRODUCTION					
	GAL				
221 B GUIANA			1124640	129334	255
223 BARBADOS	686549	401207	3461077	2021140	
225 TRINIDAD			2453120	239992	
228 LEEW WIND	50652	3379	1352981	129269	
	737201	404586	8391818	2519735	
SYRUPS AND MOLASSES N O P					
	CWT				
100 U KINGDDM	634	4670	2798	20005	256
400 U STATES	953	7590	4818	40135	
	1587	12260	7616	60140	
BUGAR RAW IMPORTED BY REFINERS					
	CWT				
203 B E AFR	303858	2001924	892562	5284680	262
221 B GUIANA	296604	1965293	1648356	9640985	
223 BARBADOS			1275288	7275841	
224 JAMAICA	339442	2120708	2775632	16058685	
225 TRINIDAD			1319158	7602346	
234 AUSTRALIA	751073	4958145	944857	6019888	
235 FIJI	400584	2674136	1453018	8730162	
316 CUBA			89306	414467	
320 DOM REP			94080	413754	
	2091561	13720206	10492257	61440808	
SUGAR REFINED AND SUGARS N O P					
	CWT				
100 U KINGDOM			70	532	263
221 B GUIANA	8556	53680	34735	215584	
223 BARBADOS			113	422	
224 JAMAICA	30821	186970	65616	394619	
315 C RICA			10	55	
400 U STATES	29	349	926	9691	
	39406	240999	101470	620903	
BUGAR AND SYRUP MAPLE					
	LB				
400 U STATES			14687	8264	268
			14687	8264	
INVERT SUGAR AND SUBSTITUTES					
	CWT				
400 U STATES			592	5927	266
			592	5927	
COCOA BEANS NOT ROASTED					
	CWT				
210 G COAST			192778	4489676	271
211 NIGERIA	224	5320	52719	1295028	
217 CEYLON			224	5378	
224 JAMAICA			18371	441707	
225 TRINIDAD			2300	67641	
309 BRAZIL	8253	322997	56993	1857202	
321 ECUADOR			1659	70478	
354 NETHRLNDS			341	13066	
366 PORTUGAL			16	537	
387 VENEZUELA	561	23688	1601	64591	
400 U STATES			23646	735780	
	9038	352005	350648	9041084	
COCOA BUTTER					
	LB				
100 U KINGDOM	423360	321090	2683478	1853833	273
210 G COAST			15680	10269	
225 TRINIDAD	1120	549	5880	2876	
309 BRAZIL	324134	152599	2291172	1057480	
400 U STATES	31568	27498	459676	311675	
	780182	501736	5455886	3236133	
COCOA PASTE NOT SWEETENED					
	LB				
100 U KINGDOM	134500	30058	542516	82842	274
224 JAMAICA	62576	11839	82656	14554	
309 BRAZIL			199075	53674	
400 U STATES			29752	5014	
	197076	41897	853999	156084	
COCOA PASTE SWEETENED					
	LB				
100 U KINGDOM			166308	46970	275
306 BELGIUM	1102	484	2038	854	
354 NETHRLNDS			400	165	
400 U STATES	2000	903	11052	4109	
	3102	1387	179798	52098	
COCOA OR CHOCOLATE POWDER					
	LB				
100 U KINGDDM	44800	10621	654237	143507	276
327 FRANCE	66080	14280	485017	88034	
354 NETHRLNDS	12839	3455	178921	46643	
375 SWEDEN			83157	14592	
400 U STATES	237010	62437	699448	191247	
	360729	90793	2100780	484023	
COCOA AND CHOCOLATE PREPS NOP					
	LB				
100 U KINGDOM	280239	113587	1093842	342681	277
309 BRAZIL			10979	1233	
354 NETHRLNDS	2600	1448	3991	2313	
360 ISRAEL			6749	2793	
376 SWITZRLND			833	326	
400 U STATES			92024	13748	
	282839	115035	1208418	363094	
CHICORY					
	LB				
306 BELGIUM	22946	1731	28272	2227	282
354 NETHRLNDS			22223	1599	
400 U STATES	6803	2048	69093	20867	
	29749	3779	119588	24693	

IMPORTS INTO CANADA FOR CONSUMPTION

Articles and Countries from which imported	MONTH OF OCTOBER 1950		TEN MONTHS ENDED OCTOBER 1950		Class Number
	Quantities	Values (\$)	Quantities	Values (\$)	
<b>COFFEE GREEN</b>					<b>283</b>
100 U KINGDOM	LB 5544	2139	2286730	1268334	
202 AOEN			22266	11875	
203 B E AFR	238714	115925	4731166	2191800	
224 JAMAICA	376450	196722	672276	347205	
225 TRINIDAD	13000	4271	620150	229079	
306 BELGIUM			32998	13491	
307 BEL CONGO	90567	41676	352248	128063	
309 BRAZIL	3593437	2009617	29845527	14268119	
314 COLOMBIA	2678542	1637642	18918839	10366390	
315 C RICA	50019	30329	502443	269580	
320 DOM REP			916769	441915	
321 ECUADOR	330059	171652	903660	436784	
323 EL SALVD	58910	28493	1774088	803362	
325 ETHIOPIA			24612	12410	
337 GUATEMALA	224199	133055	2088487	961064	
338 HAITI	4357	1858	1000683	449554	
339 HONDURAS			7479	3471	
352 MEXICO	528585	313672	2888761	1346881	
358 NICARAGUA	68179	22685	758509	282987	
383 HAWAII			25000	8314	
384 P RICO			39491	21600	
387 VENEZUELA	236889	143636	1340153	742679	
400 U STATES	104491	47769	286423	159123	
	8601942	4901141	70038758	34764070	
<b>COFFEE AND SUBSTITUTES N O P</b>					<b>286</b>
100 U KINGDOM	LB		1316	653	
224 JAMAICA			6500	2750	
400 U STATES	33077	12312	487302	176632	
	33077	12312	495118	180035	
<b>COFFEE EXTRACT OF N O P</b>					<b>287</b>
100 U KINGDOM	LB		22770	58848	
400 U STATES			15634	501239	
	38404	55052	315370	560087	
<b>CLOVES UNGROUND</b>					<b>291</b>
100 U KINGDOM	LB		434	84	
203 B E AFR			7136	1399	
228 LEEW WIND	150	117	153724	25609	
333 MADAGASCAR			7960	1462	
400 U STATES			720	139	
			1655	417	
	584	201	171195	29026	
<b>GINGER UNGROUND</b>					<b>292</b>
100 U KINGDOM	LB		8661	4007	
211 NIGERIA			28139	12665	
212 S LEONE			20181	6130	
224 JAMAICA			38358	15816	
231 HONG KONG	2238	382	273891	116346	
235 FIJI			29619	3317	
313 CHINA			986	50	
400 U STATES	1575	649	900	84	
	12474	5038	11281	4561	
			403355	158969	
<b>MUSTARD GROUND</b>					<b>293</b>
100 U KINGDOM	LB		95804	51647	
400 U STATES			9450	2315	
	105254	53962	618666	298494	
<b>NUTMEGS AND MACE UNGROUND</b>					<b>294</b>
218 MALAYA	LB			896	456
228 LEEW WIND	17320	9724	250191	92198	
354 NETHRLNDS			10517	2077	
400 U STATES	2999	1224	7527	2790	
	20319	10948	269131	97521	
<b>NUTMEGS AND MACE GROUND</b>					<b>295</b>
<b>PEPPER UNGROUND</b>					<b>296</b>
100 U KINGDOM	LB		12235	8018	
203 B E AFR			5736	2472	
211 NIGERIA			51620	17855	
215 INDIA	94115	173807	1279030	1814558	
217 CEYLON	2240	1019	64425	81798	
218 MALAYA	4507	5229	63947	134458	
219 BEI OTHER			5600	13852	
321 ECUADOR			10699	3730	
338 HAITI			375	240	
344 ITALY			660	297	
347 JAPAN			3000	1492	
400 U STATES	41022	78609	197995	206053	
	159855	269154	1772736	2345359	
<b>SPICES N O P UNGROUND</b>					<b>297</b>
100 U KINGDOM	LB		4970	724	
215 INDIA			72	44	
217 CEYLON			15320	5081	
224 JAMAICA	17640	3661	115010	23307	
231 HONG KONG	300	22	143086	15135	
312 CHILE	48400	8022	48400	8022	
313 CHINA	7327	1069	96972	6782	
352 MEXICO			4050	2036	
354 NETHRLNDS			11015	1661	
355 INDONESIA			23685	2441	
372 SPAIN			2500	992	
400 U STATES	11120	2626	194473	48432	
	89829	16168	695673	120550	
<b>GINGER AND SPICES NDP GROUND</b>					<b>298</b>
100 U KINGDOM	LB		7876	7353	
215 INDIA			1120	219	
231 HONG KONG				15768	11114
312 CHILE				3268	747
				1196	228
				2750	608

## IMPORTS INTO CANADA FOR CONSUMPTION

Articles and Countries from which Imported	MONTH OF OCTOBER 1950		TEN MONTHS ENDED OCTOBER 1950		Class Number
	Quantities	Values (\$)	Quantities	Values (\$)	
340 HUNGARY			500	309	
372 SPAIN			190540	78668	
388 YUGO SLAV			1375	385	
400 U STATES	44348	10221	148749	52818	
TONQUIN BEANS CRUDE	53344	17793	364146	144877	
309 BRAZIL	LB		6462	6756	299
VANILLA BEANS CRUDE	LB		6462	6756	
100 U KINGDOM			1508	4134	300
228 LEEW WIND			7800	33809	
327 FRANCE			1769	5297	
331 FR OCEANA	1817	3932	11256	26372	
333 MADAGASCAR			2176	8313	
352 MEXICO			3521	21561	
400 U STATES	2278	10486	31187	117073	
SEEDS AROMATIC CRUDE UNGRDND	4095	14418	59217	216559	
100 U KINGDOM	LB		4600	569	301
215 INDIA			1800	2779	
304 ARGENTINA			133860	6642	
337 GUATEMALA			1852	6875	
352 MEXICO			2450	483	
353 MDROCCO	44200	3381	97120	7494	
354 NETHRLNDS	52263	9291	99337	15926	
400 U STATES	1777	472	104709	18832	
TEA BLACK	98240	13144	445728	59600	
100 U KINGDOM	LB		60702	35265	319
203 S E AFR			226265	106988	
215 INDIA			3066985	1599972	
216 PAKISTAN			3346	1508	
217 CEYLON	2226770	1279659	401873	186594	
218 MALAYA	7592	3112	18831970	10277212	
231 HONG KONG	16115	10070	77570	34214	
307 BEL CONGO			68994	46236	
313 CHINA	7116	2712	3232	1416	
347 JAPAN	1160	483	121655	36987	
355 INDONESIA			5410	1811	
400 U STATES	131	250	416825	186657	
TEA GREEN	5616182	3040019	46906705	24430428	
231 HONG KONG	LB		1703	1454	320
313 CHINA			1687	1344	
347 JAPAN	63350	19021	529856	200224	
400 U STATES	1100	312	22400	11147	
VINEGAR	67840	22131	559111	216347	
100 U KINGDOM	GAL		401	561	341
231 HONG KONG			192	211	
327 FRANCE	742	1651	969	1860	
347 JAPAN			125	144	
400 U STATES	70	110	57787	14614	
YEAST IN CAKES AND PACKAGES	812	1761	59474	17390	
400 U STATES	LB		160	156	352
YEAST IN BULK	160	156	2129	1905	
400 U STATES	LB		18266	3030	353
HOPS	18266	3030	155080	27713	
100 U KINGDOM	LB		18266	3030	362
317 CZECHO S			13603	11135	
335 GERMANY			16266	23950	
388 YUGO SLAV			64173	86248	
400 U STATES	388219	294855	16935	21719	
LIQUORICE UNSWEETENED	388219	294855	943691	738533	
344 ITALY	LB		1100	474	364
400 U STATES	33065	7142	647236	124971	
MALT SYRUP AND EXTRACTS	33065	7142	648336	125445	
100 U KINGDOM	LB		11150	2038	365
400 U STATES	109195	21330	116754	21025	
ESSENCES EXTRACTS N O P	120345	23368	936870	205811	
100 U KINGDOM	GAL		11	131	367
400 U STATES	69	1055	860	24123	
FOODSTUFFS TAR 18A 19 140A 206	80	1186	1060	26510	
400 U STATES			61	7666	369
VEGETABLE FOOD PRODUCTS N O P			61	7666	
100 U KINGDOM			10341	91246	390
231 HONG KONG			3574	25630	
327 FRANCE				11569	
347 JAPAN			124	514	
359 NORWAY				973	
400 U STATES			25493	201695	
			39532	331627	

IMPORTS INTO CANADA FOR CONSUMPTION

Articles and Countries from which Imported	MONTH OF OCTOBER 1950		TEN MONTHS ENDED OCTOBER 1950		Class Number
	Quantities	Values (\$)	Quantities	Values (\$)	
<b>GROUP 1</b>					
<b>AGRICULTURAL PRODUCTS</b>					
<b>B OTHER THAN FOOD</b>					
<b>ALE BEER PORTER AND STOUT</b>	<b>GAL</b>				
100 U KINGDOM	13303	16137	97229	130121	1501
317 CZECHOS			400	600	
354 NETHRLNDS			1500	1250	
400 U STATES	24	29	93	98	
	13327	16166	99222	132069	
<b>BRANDY</b>	<b>P GAL</b>				
100 U KINGDOM	42	575	82	1129	1511
207 UN 80 AFR	8603	28705	63853	198056	
232 MALTA	214	1049	574	2804	
234 AUSTRALIA	6105	14122	37705	84969	
327 FRANCE	5167	51983	49669	497379	
366 PORTUGAL	1411	6856	11168	49317	
372 SPAIN	210	2867	770	9522	
400 U STATES			233	2070	
	21752	106157	164054	645246	
<b>CORDIALS AND LIQUEURS N O P</b>	<b>P GAL</b>				
100 U KINGDOM	1282	20524	11809	148242	1512
224 JAMAICA			15	182	
225 TRINIDAD	106	2118	1022	16953	
231 HONG KONG			138	2340	
234 AUSTRALIA	273	2475	966	8364	
318 DENMARK	267	4984	1871	33089	
327 FRANCE	1231	13399	15815	160165	
344 ITALY	23	233	45	461	
354 NETHRLNDS	1136	11814	6241	71274	
357 NETH ANT			34	921	
359 NORWAY	73	414	589	3589	
375 SWEDEN	17	52	60	440	
376 SWITZRLND			40	744	
384 P RICO	130	718	910	5262	
388 YUGO SLAV			13	356	
400 U STATES			166	2297	
	4538	56731	39734	474679	
<b>GIN</b>	<b>P GAL</b>				
100 U KINGDOM	5455	26470	58992	278652	1513
354 NETHRLNDS	188	831	3305	14681	
400 U STATES	78	339	78	339	
	5721	27640	62375	293672	
<b>RUM</b>	<b>P GAL</b>				
100 U KINGDOM	17382	93974	125264	1100754	1514
221 B GUIANA	15188	30230	236966	323060	
223 BARBADOS	6100	19232	45865	153656	
224 JAMAICA	16312	62463	115202	456521	
225 TRINIDAD	3471	15750	23912	116015	
227 BAHAMAS			1519	12973	
234 AUSTRALIA	306	589	2250	4248	
316 CUBA	485	6912	5965	45171	
318 DENMARK			39	239	
327 FRANCE	106	848	396	3139	
382 VIRGIN IS	140	764	6263	9116	
384 P RICO	2321	17828	14558	111344	
	61811	248590	578199	2336236	
<b>WHISKY</b>	<b>P GAL</b>				
100 U KINGDOM	84542	704373	622788	5142724	1515
234 AUSTRALIA			175	1006	
375 SWEDEN			42	111	
389 IRELAND	69	2691	584	8231	
400 U STATES	24783	136402	198143	1556125	
	109394	643466	821732	6708267	
<b>ABSINTHE ALCOHOLIC LIQUORS N O P</b>	<b>P GAL</b>				
100 U KINGDOM	13	90	16	120	1516
327 FRANCE			68	551	
	13	90	84	671	
<b>WINES NON SPARKLING</b>	<b>GAL</b>				
100 U KINGDOM	2587	15096	12623	103784	1530
207 UN 80 AFR	9019	16903	123168	211120	
231 HONG KONG			71	970	
234 AUSTRALIA	17802	29852	158474	261843	
312 CHILE	836	1298	5215	5693	
327 FRANCE	7789	26985	60687	207874	
328 FR AFRICA			6958	10750	
335 GERMANY	176	792	700	3944	
336 GREECE	595	700	4744	6180	
344 ITALY	4829	17370	31322	112491	
360 ISRAEL			1898	9808	
366 PORTUGAL	18084	37238	92413	195349	
367 AZORES			159	631	
372 SPAIN	6125	27027	48232	215726	
376 SWITZRLNO	120	527	820	3803	
389 IRELAND			1568	9016	
400 U STATES	3836	6650	16133	27911	
	71798	180438	565185	1386893	
<b>WINES SPARKLING</b>	<b>GAL</b>				
207 UN 80 AFR			1331	2003	1560
234 AUSTRALIA	10	47	161	908	
304 ARGENTINA			75	786	
306 BELGIUM	100	1026	616	6701	

IMPORTS INTO CANADA FOR CONSUMPTION

Articles and Countries from which Imported	MONTH OF OCTOBER 1950		TEN MONTHS ENDED OCTOBER 1950		Class Number
	Quantities	Values (\$)	Quantities	Values (\$)	
312 CHILE	30	508	85	1863	
327 FRANCE	1461	15834	12241	144167	
344 ITALY			287	2127	
366 PORTUGAL			24	275	
	1601	17415	14820	158830	
GUMS AMBER AND ARABIC	LB				1571
100 U KINGDOM	23457	3187	151939	18619	
214 A E SUDAN	22046	2347	484345	39262	
400 U STATES	28941	5824	198750	42667	
	74444	11358	835034	100548	
GUMS AUBTL COPAL DAMAR ETC	CWT				1572
100 U KINGDOM	5	96	6393	69793	
218 MALAYA	234	2392	1103	8401	
236 NEW ZEAL			8079	66699	
306 BELGIUM			331	2634	
355 INDONESIA			100	2404	
364 PHIL			48	998	
400 U STATES	721	12590	6709	122248	
	960	15078	22763	273177	
GUMS BARBERRY ELEMI GEDDA ETC	CWT				1573
100 U KINGDOM	158	6153	372	16157	
327 FRANCE			27	1247	
342 IRAN	2	222	41	3134	
344 ITALY			56	1547	
376 SWITZRLND			66	2260	
400 U STATES	390	20889	2663	143237	
	550	27264	3225	167582	
BURGUNDY PITCH	LB				1575
400 U STATES	4900	711	68703	9695	
	4900	711	68703	9695	
CHICLE OR SAPPATO GUM CRUDE	LB				1576
400 U STATES	201076	95380	1296938	622088	
	201076	95380	1296938	622088	
DRAGONS BLOOD	LB				1578
100 U KINGDOM			112	61	
400 U STATES			157	431	
			269	492	
LAC CRUDE SEED STICK AND SHELL	CWT				1579
100 U KINGDOM	73	3574	822	35059	
215 INDIA	820	27006	7704	284486	
327 FRANCE			7	361	
371 SIAM			3602	162115	
400 U STATES	768	43156	2297	504229	
	1661	73736	21432	986250	
REBIN OR ROSIN	CWT				1580
100 U KINGDOM			382	2221	
375 SWEDEN			299	830	
400 U STATES	32812	217876	242929	1477123	
	32812	217876	243610	1480174	
ROBIN SIZING	CWT				1581
400 U STATES	8299	65443	75657	545270	
	8299	65443	75657	545270	
WAX SEALING					1582
100 U KINGDOM		45		1372	
400 U STATES		370		10884	
		415		12256	
GUMS AND BLENDS M D P	LB				1583
100 U KINGDOM			2020	728	
400 U STATES	47641	17614	512661	215801	
	47641	17614	514681	216529	
TALL OIL AND TALL OIL PITCH	CWT				1584
400 U STATES	6890	32747	37768	167287	
	6890	32747	37768	167287	
COTTON SEED CAKE AND MEAL	CWT				1591
304 ARGENTINA			6614	17685	
352 MEXICO			3600	11536	
400 U STATES			2260	8116	
			12474	37337	
LINSEED OIL CAKE AND MEAL	CWT				1592
347 JAPAN			1100	2707	
400 U STATES	1606	6865	2214	32367	
	1606	6865	2314	35074	
PALM NUT CAKE AND MEAL	CWT				1593
BOYA BEAN OIL CAKE AND MEAL	CWT				1594
400 U STATES	21431	73906	306125	1116193	
	21431	73906	306125	1116193	
BOYA BEAN FLOUR	CWT				1595
400 U STATES	3009	27420	20495	225320	
	3009	27420	20495	225320	
CASTOR OIL NOT EDIBLE	CWT				1601
100 U KINGDOM	94	1704	831	14744	
215 INDIA	1895	30505	3781	63089	
309 BRAZIL	4277	75502	32914	562118	
362 PARAGUAY	443	7093	1239	19415	
400 U STATES	181	4926	12606	296312	
	6890	119730	51371	955678	
CHINAWOOD OIL NDT EDIBLE	CWT				1602
231 HONG KONG	972	22011	972	22011	
304 ARGENTINA			1310	36832	
313 CHINA			2578	64223	
362 PARAGUAY			172	4675	
400 U STATES	11506	309704	52614	1436223	
	12478	331715	57646	1563964	



IMPORTS INTO CANADA FOR CONSUMPTION

Articles and Countries from which Imported	MONTH OF OCTOBER 1950		TEN MONTHS ENDED OCTOBER 1950		Class Number
	Quantities	Values (\$)	Quantities	Values (\$)	
COCOANUT OIL NOT EDIBLE	CWT				1603
100 U KINGDOM	224	3794	51702	786125	
217 CEYLON	5261	79140	125967	2068917	
218 MALAYA			190	3062	
400 U STATES	601	10863	8167	122674	
	6086	93797	186026	2980778	
COTTON SEED OIL	CWT				1605
100 U KINGDOM			27992	453204	
304 ARGENTINA	6291	115839	41228	692384	
309 BRAZIL	438	8035	438	8035	
400 U STATES	64101	1185753	632164	8199782	
	70830	1309627	701822	9353405	
ESSENTIAL OIL N O P	LB				1606
100 U KINGDOM	2708	6339	139339	99560	
215 INOIA			2240	4845	
217 CEYLON			7240	6704	
221 B GUIANA			816	5226	
224 JAMAICA			5980	37207	
225 TRINIOAO	1020	6763	1530	10042	
228 LEEWIND	210	1680	1770	9263	
234 AUSTRALIA	100	618	200	743	
309 BRAZIL			4229	7422	
327 FRANCE	142	4604	15622	74132	
337 GUATEMALA			400	884	
338 HAITI			440	656	
344 ITALY			1612	8371	
352 MEXICO			25	83	
362 PARAGUAY	403	1064	3052	11991	
376 SWITZRLNO	124	3981	1489	35954	
400 U STATES	81735	227621	599049	1885281	
	86442	252670	785033	2198364	
EUCALYPTUS OIL	LB				1607
234 AUSTRALIA			859	684	
400 U STATES	1189	984	8931	6582	
	1189	984	9790	7266	
FLAXSEED OR LINSEED OIL	CWT				1608
100 U KINGDOM	4	82	29	521	
400 U STATES	1263	20167	3568	67608	
	1267	20249	3597	68129	
FOOTS OF COTTON SEED OR OLIVES	CWT				1609
400 U STATES	867	14795	3241	36467	
	867	14795	3241	36467	
OLIVE OIL FOR MANUFACTURING	CWT				1610
232 MALTA			20	294	
327 FRANCE			507	10841	
328 FR AFRICA			1104	25008	
400 U STATES	4	127	94	2865	
	4	127	1725	39008	
PALM AND PALM KERNEL OIL	CWT				1611
100 U KINGDOM			21418	334814	
307 BEL CONGO	36779	470170	90379	1042733	
400 U STATES	3584	50973	18692	242941	
	40363	521143	130489	1620488	
PEANUT OIL	CWT				1613
100 U KINGDOM			48160	762609	
400 U STATES	602	12997	10025	131040	
	602	12997	58185	893649	
PEPPERMINT OIL	LB				1614
234 AUSTRALIA			400	494	
309 BRAZIL	800	2538	800	2538	
347 JAPAN			300	1890	
400 U STATES	5294	38697	40302	272173	
	6094	41235	41802	277095	
PERILLA OIL	CWT				1615
RESIN OIL	CWT				1617
100 U KINGDOM			165	1408	
304 ARGENTINA			592	17347	
400 U STATES	742	3710	11567	56698	
	742	3710	12324	75453	
BESAME SEED OIL	CWT				1618
231 HONG KONG	2	73	81	2968	
400 U STATES	8	298	24	774	
	10	371	105	3742	
BOYA BEAN OIL FOR MANUFACTURE	CWT				1619
400 U STATES	3529	66753	31974	506030	
	3529	66753	31974	506030	
VEGETABLE OIL N O P NOT EDIBLE	CWT				1620
100 U KINGDOM	31	627	1174	23669	
400 U STATES	8722	187306	64112	1181766	
	8753	187933	65286	1205435	
RAPE SEED OIL	CWT				1621
400 U STATES			106	1729	
			106	1729	
CASHEW NUT SHELL OIL	CWT				1622
400 U STATES	302	6677	1264	25214	
	302	6677	1264	25214	
BITICICA OIL	CWT				1623
309 BRAZIL	635	13336	1566	33360	
400 U STATES			27	713	
	635	13336	1593	34073	
SUNFLOWER SEED OIL	CWT				1624
304 ARGENTINA	37453	647059	154508	2422964	
	37453	647059	154508	2422964	
VEGETABLE OILS FOR TEXTILES	CWT				1625
100 U KINGDOM			4	49	

## IMPORTS INTO CANADA FOR CONSUMPTION

Articles and Countries from which Imported	MONTH OF OCTOBER 1950		TEN MONTHS ENDED OCTOBER 1950		Class Number
	Quantities	Values (\$)	Quantities	Values (\$)	
400 U STATES	2443	53636	13150	332960	
LEMON OIL AND ORANGE OIL	2443	53636	13154	333009	1686
100 U KINGDOM	LB 125	788	1073	2635	
309 BRAZIL			352	610	
344 ITALY	200	1470	18530	57048	
376 SWITZRLND			35	1531	
400 U STATES	7967	18172	120557	281763	
SPEARMINT OIL	8292	20430	140547	343507	1687
400 U STATES	LB 3630	17179	22278	102586	
ROSE BUSHES NOP	3630	17179	22278	102586	1646
100 U KINGDOM	NO		5054	2560	
306 BELGIUM			12115	2267	
327 FRANCE			1608	187	
354 NETHRLNDS			280120	61726	
400 U STATES	282	115	179912	69027	
BUSHES ROOTS AND VINES N O P	282	115	478809	136567	1647
327 FRANCE	NO		32910	1473	
354 NETHRLNDS			5487	817	
400 U STATES	2100	294	714684	27945	
APPLE TREES N O P	2100	294	753081	30238	1681
306 BELGIUM	NO		641	324	
327 FRANCE			2400	439	
354 NETHRLNDS			1100	328	
400 U STATES	50	16	41121	22058	
PEACH TREES AND JUNE BUDS NOP	50	16	45332	23146	1683
400 U STATES	NO		31485	16015	
FRUIT TREES N O P	NO		31485	16015	1687
327 FRANCE			850	99	
354 NETHRLNDS			1272	520	
400 U STATES			93319	55232	
AZALEAS RHODOENDRONS ETC			95461	56551	1682
100 U KINGDOM		5693		11026	
220 BERMUDA				3659	
231 HONG KONG		2014		3466	
234 AUSTRALIA		72		136	
306 BELGIUM		49448		79322	
315 C RICA				25	
327 FRANCE		1860		17057	
335 GERMANY				995	
344 ITALY		1226		2354	
347 JAPAN		1289		4843	
354 NETHRLNDS		183273		456694	
400 U STATES		48842		171922	
PALMS FERMS FICUS CANNAS ETC		293717		751499	1683
100 U KINGDOM		143		2095	
306 BELGIUM		2295		6417	
354 NETHRLNDS		7147		14310	
400 U STATES		163		12618	
TULIP BULBS		9248		35440	1684
100 U KINGDOM				8938	
306 BELGIUM		5212		5212	
327 FRANCE				364	
354 NETHRLNDS		149282		393495	
400 U STATES		755		1033	
GLADIOLI BULBS		155249		409042	1685
100 U KINGDOM				25	
354 NETHRLNDS		201		14918	
400 U STATES		21		26822	
FLOWERS AND FOLIAGE CUT		222		41765	1686
344 ITALY				2370	
400 U STATES		5026		6076	
TREES SEEDLING STOCK		5026		8446	1688
100 U KINGDOM				170	
306 BELGIUM				28	
327 FRANCE				1085	
354 NETHRLNDS				4035	
400 U STATES				34609	
FLORIST OR NURSERY STOCK N O P				39927	1689
100 U KINGDOM		18		2689	
306 BELGIUM		8219		13511	
327 FRANCE				937	
352 MEXICO				1596	
354 NETHRLNDS		783		192688	
387 VENEZUELA				2652	
400 U STATES		16212		204976	
LATEX		25232		419049	1680
100 U KINGDOM	LB 5021	2951	203387	96947	
217 CEYLON			29436	7067	
218 MALAYA	152227	70153	547132	197242	
355 INDONESIA			22015	5962	

Articles and Countries from which Imported	MONTH OF OCTOBER 1950		TEN MONTHS ENDED OCTOBER 1950		Class Number
	Quantities	Values (\$)	Quantities	Values (\$)	
400 U STATES	477107	223201	5677602	1730416	
BALATA CRUDE	634355	296305	6479572	2037634	1681
100 U KINGDOM			330	581	
309 BRAZIL			7986	3249	
400 U STATES	4215	6298	14924	20767	
GUTTA PERCHA UNMANUFACTURED	4215	6298	23240	24597	1682
RUBBER CRUDE CAOUTCHOUC					1683
100 U KINGDOM	16699	9837	378338	141531	
215 INDIA			67200	13800	
217 CEYLON	1267350	616422	8197682	2260642	
218 MALAYA	4773608	1848160	65047048	14953249	
219 BEL OTHER			56000	12481	
352 MEXICO			800	126	
355 INDONESIA			180506	57488	
400 U STATES	134706	55935	3452461	1230787	
COMB BLANKS OF HARD RUBBER	6192363	2530354	77380035	18670104	1684
400 U STATES		1223		14619	
RUBBER POWDERED WASTE OR JUNK		1223		14619	1687
100 U KINGDOM	3210	3725	7814	11222	
218 MALAYA			134	3471	
400 U STATES	4248	11072	44423	114675	
RUBBER RECOVERED	7458	14797	52371	129368	1688
100 U KINGDOM			2412	16909	
400 U STATES	16917	164530	169957	1466032	
RUBBER SUBSTITUTE OR SYNTHETIC	16917	164530	172369	1482941	1689
400 U STATES	2730	91094	30371	998769	
RUBBER THREAD NOT COVERED	2730	91094	30371	998769	1690
100 U KINGDOM			39718	32406	
400 U STATES	5675	11618	56301	97762	
HARD RUBBER STRIP SHEET ROD	5675	11618	96019	130168	1691
100 U KINGDOM			59165	20693	
335 GERMANY			599	265	
400 U STATES	655	1232	5255	6684	
BATHING SHOES RUBBER	655	1232	65019	27642	1700
100 U KINGDOM			5690	1860	
400 U STATES			2719	1825	
BELTING RUBBER			8409	3685	1701
100 U KINGDOM		838		21629	
400 U STATES		27308		208061	
CANVAS SHOES RUBBER SOLES		28146		229690	1702
100 U KINGDOM	1334	1413	1424	1581	
215 INDIA			31320	9862	
218 MALAYA			120	106	
231 HONG KONG			5640	4514	
317 CZECHO S	1258	1053	51528	46481	
347 JAPAN			2275	2486	
400 U STATES	1028	1066	1599	3016	
BOOTS AND SHOES RUBBER N O P	3620	3532	93906	68046	1703
100 U KINGDOM	7004	7785	29301	36957	
317 CZECHO S	54185	53052	65804	58675	
400 U STATES	2315	1669	14282	20763	
CEMENT RUBBER	63504	62506	109387	116395	1704
100 U KINGDOM				3543	
400 U STATES		66113		677689	
CLOTHING RUBBER N O P		66113		681232	1708
100 U KINGDOM		2316		24831	
327 FRANCE				1540	
335 GERMANY				2547	
400 U STATES		19012		40333	
GLOVES RUBBER		21328		69251	1706
100 U KINGDOM	218	821	952	3744	
335 GERMANY			767	1220	
400 U STATES	227	2320	8727	41636	
GOLF BALLS	445	3141	10446	46600	1707
100 U KINGDOM	2505	7494	31044	87212	
400 U STATES	100	224	760	2127	
HEELS RUBBER	2605	7718	31804	89339	1708
100 U KINGDOM			5040	633	
400 U STATES	17329	2806	258431	27919	
HOSE RUBBER OR RUBBER LINED	17329	2806	263471	28552	1709
100 U KINGDOM		1520		14959	
400 U STATES		90340		666118	
WATER BOTTLES RUBBER		91860		681077	1710
100 U KINGDOM		93		7629	
400 U STATES		1576		29321	
		1669		36950	

## IMPORTS INTO CANADA FOR CONSUMPTION

Articles and Countries from which Imported	MONTH OF OCTOBER 1950		TEN MONTHS ENDED OCTOBER 1950		Class Number	
	Quantities	Values (\$)	Quantities	Values (\$)		
MATERIALS FOR SEALING COMPOUND 400 U STATES		59		83838	1711	
MATS AND MATTING RUBBER 100 U KINGDOM 400 U STATES		5678 67772 73450		19309 405443 424752	1712	
PACKING RUBBER 100 U KINGDOM 400 U STATES		1758 33524 35282		9448 205942 215390	1713	
RAINCOATS RUBBER 100 U KINGDOM 400 U STATES	NO	25 66 414 1162 439 1228	332 332 1862 1862 2194 2194	3153 3153 5501 5501 8654 8654	1714	
TIRE CASINGS FOR BICYCLES 100 U KINGDOM 327 FRANCE 344 ITALY 400 U STATES	NO	13998 48 14046	13137 59 13196	92052 92052 76 76 1180 1180 8307 8307 70537 70537 183 183 2228 2228 11650 11650 84598 84598	1715	
TIRE CASINGS N D P 100 U KINGDOM 327 FRANCE 400 U STATES	NO	104 233 1125 1462	567 15043 67888 83498	2290 2290 2673 2673 9429 9429 14392 14392 19412 19412 163903 163903 558704 558704 742019 742019	1716	
TIRES INNER TUBES N D P 100 U KINGDOM 327 FRANCE 400 U STATES	NO	1811 1811	5251 5251	3462 3462 30 30 6799 6799 10291 10291 2681 2681 179 179 39969 39969 42829 42829	1717	
TIRE SOLID AUTOMOBILE 400 U STATES	NO	151 151	3349 3349	495 495 8376 8376	1718	
TIRE SOLID RUBBER N O P 100 U KINGDOM 400 U STATES			2096 6841 8937	36220 55709 91929	1719	
MANUFACTURES OF RUBBER N D P 100 U KINGDOM 217 CEYLON 218 MALAYA 305 AUSTRIA 306 BELGIUM 317 CZECHOSLOVAKIA 318 DENMARK 327 FRANCE 335 GERMANY 344 ITALY 347 JAPAN 376 SWITZERLAND 400 U STATES			13650 34210 5613 54 1176 1074 15 585937 641729	209115 102753 55975 858 218 305 16849 937 4146 102 24839 30 4872228 5288355	1720	
TIRE INNER TUBES BICYCLE 100 U KINGDOM 306 BELGIUM 347 JAPAN 354 NETHERLANDS 400 U STATES	NO	15136 15136	5148 5148	45300 45300 18148 18148 9600 9600 550 550 3886 3886 1637 1637 77484 77484 25172 25172	1721	
GASKETS AND WASHERS RUBBER 100 U KINGDOM 400 U STATES			128 68382 68510	2662 520014 522676	1722	
DRUGGISTS SUNDRIES RUBBER 100 U KINGDOM 327 FRANCE 400 U STATES			2615 311 54376 57302	81268 419 531158 552845	1723	
TIRE REPAIR MATERIAL OF RUBBER 100 U KINGDOM 400 U STATES			19993 19993	36 121388 121424	1724	
NURSING NIPPLES RUBBER 100 U KINGDOM 400 U STATES	GROSS		1670 1670	8259 8259	558 558 1860 1860 75037 75037 76897 76897	1725
FLOORING AND TILE OF RUBBER 100 U KINGDOM 400 U STATES	80 YD		5485 32896 38381	13087 74866 87953	61916 61916 274800 274800 336716 336716 140480 140480 650944 650944 791424 791424	1726
V BELTS CHIEFLY OF RUBBER 100 U KINGDOM 400 U STATES			27 60776 60803	10127 437462 447589	1727	
ANNATTO SEED 224 JAMAICA	LB			42878 42878	9051 9051	1741
SUGAR BEET SEED 365 POLAND 400 U STATES	LB			992 763140 764132	174 139423 139597	1744
SEEDS FOR BLENDING 100 U KINGDOM 215 INDIA 234 AUSTRALIA	LB			80100 60749 8717	2358 12917 455	1746

IMPORTS INTO CANADA FOR CONSUMPTION

Articles and Countries from which Imported		MONTH OF OCTOBER 1950		TEN MONTHS ENDED OCTOBER 1950		Class Number
		Quantities	Values (\$)	Quantities	Values (\$)	
	353 MOROCCO	110323	7737	508347	34162	
	354 NETHRLNDS			86933	5553	
	358 NICARAGUA			1010	223	
	400 U STATES	59073	6447	1339997	63562	
		169396	14184	2025853	119230	1747
COTTON SEED		CWT				
		LB				1750
	100 U KINGDOM	168100	47481	5503636	1906731	
	236 NEW ZEAL	2060	642	106196	42540	
	304 ARGENTINA			10372	2088	
	317 CZECHO S			2205	1159	
	318 DENMARK			40464	30779	
	335 GERMANY			44945	18396	
	354 NETHRLNDS	11200	9648	11200	9648	
	389 IRELAND	22400	8352	22400	8352	
	400 U STATES	40367	17574	409395	227230	
		244127	83697	6150813	2246923	
FLAX SEED		BUSH				1751
	400 U STATES	79075	287813	93690	364921	
		79075	287813	93690	364921	
BENT GRASS SEED		LB				1753
	236 NEW ZEAL			14865	11441	
	400 U STATES	1631	1660	24041	22788	
		1631	1660	38906	34229	
GRASS SEED TIMOTHY		LB				1754
	326 FINLAND			552089	155118	
	327 FRANCE			55046	15821	
	375 SWEDEN			154330	43946	
	400 U STATES	40080	5969	2346964	726211	
		40080	5969	3108429	941096	
GRASS SEED N O P		LB				1755
	100 U KINGDOM			636	88	
	236 NEW ZEAL			127327	51440	
	318 DENMARK			154589	52381	
	354 NETHRLNDS	10000	1467	15500	2504	
	358 NICARAGUA			50907	5237	
	400 U STATES	138593	24344	2019656	523150	
		148593	25811	2368615	634800	
WILLET AND RAPE SEED		LB				1756
	100 U KINGDOM			27371	3195	
	234 AUSTRALIA			55074	1766	
	400 U STATES	300	60	253270	14955	
		300	60	335715	19916	
MUSHROOM SPAWN						1757
	400 U STATES		4863		45885	
			4863		45885	
PEAS AND BEANS SEED		LB				1758
	100 U KINGDOM		90	912	101	
	100 U KINGDOM	800	90	912	101	
	400 U STATES					
SEED POTATOES		CWT				1759
	400 U STATES			7837	21987	
				7837	21987	
SEEDS 5 DOLLARS OR OVER PER LB						1762
	100 U KINGDOM		89		268	
	347 JAPAN				580	
	354 NETHRLNDS				4393	
	400 U STATES		5994		33663	
			6083		38904	
GARDEN FIELD ROOT SEEDS N O P						1766
	100 U KINGDOM		1205		8128	
	215 INDIA				4423	
	231 HONG KONG		554		8969	
	236 NEW ZEAL				941	
	304 ARGENTINA				769	
	306 BELGIUM				115	
	312 CHILE				1286	
	318 DENMARK				6498	
	323 EL SALVD				403	
	327 FRANCE		41		433	
	335 GERMANY				67	
	344 ITALY				2785	
	347 JAPAN		60		361	
	353 MOROCCO		547		1944	
	354 NETHRLNDS		7214		32556	
	358 NICARAGUA		1476		14289	
	377 SYRIA				1657	
	400 U STATES		36327		381484	
			47424		467108	
TOBACCO TURKISH UNSTEMMED		LB				1776
	100 U KINGDOM	200	432	300	647	
	204 S RHOD	4787	2584	37276	20165	
	206 N RHOD	10246	3605	95805	42749	
	336 GREECE	3422	4068	30999	36589	
	379 TURKEY	8718	10502	65712	71364	
	400 U STATES	3513	3468	32248	31640	
		30886	24659	262340	203154	
TOBACCO TURKISH STEMMED		LB				1777
TOBACCO FLUE CURED UNSTEMMED		LB				1778
	400 U STATES	5052	2430	41673	23126	
		5052	2430	41673	23126	
CIGAR LEAF UNSTEMMED		LB				1779
	316 CUBA	11162	32577	65423	171222	
	335 GERMANY			254	816	

## IMPORTS INTO CANADA FOR CONSUMPTION

Articles and Countries from which Imported	MONTH OF OCTOBER 1950		TEN MONTHS ENDED OCTOBER 1950		Class Number
	Quantities	Values (\$)	Quantities	Values (\$)	
354 NETHRLNDS			383	1449	
355 INDONESIA	3636	26227	29718	142488	
400 U STATES	32931	124951	312742	1124149	
	47729	183755	408520	1440124	
TOBACCO N O P UNSTEMMED	LB				1780
377 SYRIA	10380	4471	67903	30094	
400 U STATES			5018	2566	
	10380	4471	72921	32660	
TOBACCO FLUE CURED STEMMED	LB				1781
CIGAR LEAF STEMMED	LB				1782
316 CUSA	35155	54075	263115	407064	
400 U STATES	783	1051	2945	3608	
	35938	55126	266060	410672	
TOBACCO N O P STEMMED	LB				1783
400 U STATES	376	433	3864	4661	
	376	433	3864	4661	
CIGARS	LB				1784
215 INDIA			80	163	
224 JAMAICA			80	569	
316 CUBA	847	8094	3951	40910	
354 NETHRLNDS	281	1338	1152	5771	
400 U STATES	47	224	178	1851	
	1175	9656	5441	48964	
CIGARETTES	LB				1785
100 U KINGDOM	225	411	1358	2797	
322 EGYPT			41	110	
400 U STATES	45660	73481	410520	657178	
	45885	73892	411919	660085	
SNUFF	LB				1786
100 U KINGDOM	250	670	1738	5652	
400 U STATES			611	345	
	250	670	2349	5997	
TOBACCO CUT	LB				1787
100 U KINGDOM	4365	7453	46852	85090	
231 HONG KONG	500	833	1920	2996	
354 NETHRLNDS			103	140	
400 U STATES	20061	24759	214027	273727	
	24926	33045	262902	361953	
TOBACCO MANUFACTURED N O P	LB				1788
100 U KINGDOM			785	1107	
400 U STATES	5061	2974	28041	16592	
	5061	2974	28826	17699	
LOCUST BEANS LOCUST BEAN MEAL	LB				1811
400 U STATES	3610	407	24169	5452	
	3610	407	24169	5452	
BRISTLES N O P	LB				1812
BROOM CORN					1813
344 ITALY		20126		170798	
400 U STATES		63580		600115	
		83706		770913	
CATTLE FOOD WITH MOLASSES					1815
400 U STATES		201		2802	
		201		2802	
DRUGS CRUDE BARKS FLOWERS					1816
100 U KINGDOM		615		8956	
207 UN 80 AFR				715	
215 INDIA		2882		20079	
224 JAMAICA		432		3006	
231 HONG KONG		2625		34770	
304 ARGENTINA				74	
306 BELGIUM		734		2859	
309 BRAZIL				17	
313 CHINA				2650	
314 COLOMBIA				516	
323 EL SALVO		75		3249	
327 FRANCE				3731	
339 HONDURAS				2176	
344 ITALY		357		711	
352 MEXICO				13	
353 MOROCCO				1349	
388 YUGO SLAV		1547		5271	
400 U STATES		34922		213320	
		44189		303462	
GLUE VEGETABLE	LB				1817
100 U KINGDOM			2240	105	
400 U STATES	722	157	16217	2433	
	722	157	18457	2538	
HAY AND STRAW	TON				1818
400 U STATES	149	4106	1936	48690	
	149	4106	1936	48690	
IVORY NUTS					1819
321 ECUADOR				10388	
				10388	
MUCILAGE AND ADHESIVE PASTE	LB				1824
100 U KINGDOM	991	268	9039	2436	
400 U STATES	35216	5543	184544	36467	
	36207	5811	193583	38903	
PALM LEAF UNMANUFACTURED					1825
231 HONG KONG				35	
400 U STATES				19571	
				19606	
ROOTS MEDICINAL ALKANET JALAP					1827
100 U KINGDOM				621	
203 B E AFR				7105	

IMPORTS INTO CANADA FOR CONSUMPTION

Articles and Countries from which Imported	MONTH OF OCTOBER 1950		TEN MONTHS ENDED OCTOBER 1950		Class Number
	Quantities	Values (\$)	Quantities	Values (\$)	
231 HONG KONG		144		3987	
313 CHINA		15		215	
314 COLOMBIA		1804		1804	
327 FRANCE		4691		4747	
352 MEXICO				90	
400 U STATES		1535		10833	
		8189		29402	
STARCH AND PREPARATIONS N O P	LB				1828
231 HONG KONG			5384	1333	
354 NETHRLNDS	68122	5926	112614	9645	
400 U STATES	333990	22032	3378881	224967	
	402112	27958	3496879	235945	
STARCH POTATD POTATD FLOUR	LB				1829
354 NETHRLNDS			15321	814	
400 U STATES	182000	13343	817236	56763	
	182000	13343	832557	57577	
STARCH FOR PASTE	LB				1830
400 U STATES			2060	660	
			2060	660	
TAR PINE CRUDE IN BULK	GAL				1832
100 U KINGDOM			10586	1896	
375 SWEDEN			236	136	
400 U STATES	30163	9683	253408	102899	
	30163	9683	264230	104931	
TEASELS					1833
100 U KINGDOM				1231	
400 U STATES		1717		12846	
		1717		14077	
TURPENTINE RAW OR CRUDE	LB				1834
400 U STATES	882	61	122248	8125	
	882	61	122248	8125	
TURPENTINE SPIRITS OF	GAL				1835
352 MEXICO			20375	11996	
400 U STATES	187811	132469	1599431	873318	
	187811	132469	1619806	885314	
VEGETABLE PRODUCTS N D P					1836
100 U KINGDOM		4728		14479	
231 HONG KONG		798		4940	
309 BRAZIL				210	
313 CHINA				59	
316 CUBA				89	
327 FRANCE				501	
344 ITALY				1869	
347 JAPAN				164	
400 U STATES		39144		213061	
		44670		235372	
VEGETABLE COLOURING					1839
100 U KINGDOM		4152		7786	
400 U STATES		36021		261353	
		40173		269139	
DEXTRINE STARCH MIXTURES N O P	LB				1840
100 U KINGDOM	6720	652	442712	36654	
354 NETHRLNDS	441	49	723294	45716	
400 U STATES	101805	8718	877138	80829	
	108966	9419	2043144	163199	
DEXTRINE STARCH NOT A PASTE	LB				1841
400 U STATES			10400	1081	
			10400	1081	
DISTILLERS SOLUBLES					1842
400 U STATES		5426		79636	
		5426		79636	
VEGETABLE FLOUR N O P NOT EDIBLE					1843
218 MALAYA				549	
231 HONG KONG				140	
309 BRAZIL		2679		41584	
317 CZECHO S				2522	
375 SWEDEN				1724	
400 U STATES		27486		220742	
		30165		267261	
NON FOODS TAR 68A 206 662 809					1844
400 U STATES				2891	
				2891	
VEGETABLE FLAVOURINGS					1845
100 U KINGDOM		212		2290	
232 MALTA				919	
312 CHILE				430	
327 FRANCE				1338	
344 ITALY		843		2574	
354 NETHRLNDS		226		2682	
400 U STATES		34463		267900	
		35744		278133	
SIZING PREPARATIONS N O P	LB				1846
100 U KINGDOM			3497	933	
400 U STATES	131544	23545	973803	132658	
	131544	23545	977300	133591	





Articles and Countries from which Imported	MONTH OF OCTOBER 1950		TEN MONTHS ENDED OCTOBER 1950		Class Number
	Quantities	Values (\$)	Quantities	Values (\$)	
<b>GROUP 2</b>					
<b>ANIMALS AND ANIMAL PRODUCTS</b>					
CATTLE PURE BRED	NO				2012
100 U KINGDOM	64	63731	187	123532	
400 U STATES	47	53227	470	352384	
	111	116958	657	475916	
BABY CHICKS	NO				2013
400 U STATES			3213	1858	
			3213	1858	
DOGS PURE BRED	NO				2014
100 U KINGDOM	3	1618	47	5673	
207 UN 80 AFR			1	100	
335 GERMANY			1	300	
389 IRELAND			1	100	
400 U STATES	21	3014	183	27188	
	24	4632	233	33361	
FOWLS DOMESTIC PURE BRED	NO				2018
400 U STATES			1156	2117	
			1156	2117	
HORSES PURE BRED	NO				2018
100 U KINGDOM	1	1853	17	21031	
400 U STATES	3	3476	26	52805	
	4	5329	43	73836	
RABBITS PURE BRED	NO				2019
100 U KINGDOM			6	65	
400 U STATES	5	62	37	550	
	5	62	43	615	
SHEEP PURE BRED	NO				2020
100 U KINGDOM	46	4803	91	9812	
400 U STATES	1	26	28	3823	
	47	4829	119	13635	
ANIMALS FOR IMP OF STOCK N O P	NO				2021
100 U KINGDOM	9	7117	61	15836	
400 U STATES			15	2992	
	9	7117	76	18828	
HORSES N O P	NO				2038
100 U KINGDOM			10	4569	
327 FRANCE	2	3088	2	3088	
352 MEXICO	1	530	1	530	
389 IRELAND	1	463	3	3551	
400 U STATES	91	59955	1183	764511	
	95	64036	1199	776249	
LIVESTOCK N O P	NO				2037
400 U STATES	5	601	57	6777	
	5	601	57	6777	
BEEES					2041
400 U STATES		111		340469	
		111		340469	
FOXES	NO				2042
400 U STATES			1	50	
			1	50	
LEECHES					2043
400 U STATES				782	
				782	
PIGEONS HOMING AND PHEASANTS					2044
100 U KINGDOM				227	
400 U STATES				2549	
				2776	
TURTLES					2045
400 U STATES		1460		7591	
		1460		7591	
ALL OTHER ANIMALS LIVING N O P					2046
100 U KINGDOM		14		1632	
234 AUSTRALIA				163	
306 BELGIUM		61		553	
309 BRAZIL				1914	
318 DENMARK				309	
335 GERMANY				40	
352 MEXICO		478		478	
354 NETHRLNDS		6024		9818	
381 ALASKA		50		50	
400 U STATES		3414		57104	
		10041		72061	
MINK	NO				2047
400 U STATES	22	1424	1027	70656	
	22	1424	1027	70656	
BONES CRUDE	CWT				2051
328 FR AFRICA			13	188	
400 U STATES	6	267	148	3227	
	6	267	161	3415	
BONE DUST CHARRED BONE	CWT				2052
100 U KINGDOM	2803	8014	34680	54584	
234 AUSTRALIA			1120	2715	
304 ARGENTINA	3299	9112	8627	23836	
354 NETHRLNDS			530	4044	
400 U STATES	2153	6760	11710	79720	
	8255	23886	56667	164899	
BONE PITCH CRUDE ONLY	CWT				2053
400 U STATES	81	654	3260	20837	
	81	654	3260	20837	
CHARCOAL ANIMAL FOR SUGAR	CWT				2054
100 U KINGDOM	1132	8308	24067	183795	
354 NETHRLNDS			530	4044	
	1132	8308	24597	187839	

Articles and Countries from which Imported	MONTH OF OCTOBER 1950		TEN MONTHS ENDED OCTOBER 1950		Class Number
	Quantities	Values (\$)	Quantities	Values (\$)	
IVORY AND MANUFACTURES					2063
100 U KINGDOM		262		1413	
231 HONG KONG				1240	
313 CHINA				446	
400 U STATES		369		2907	
		631		6006	
BUTTON BLANKS OF SHELL ROUGH					2071
231 HONG KONG		1275		1275	
313 CHINA		1112		25562	
347 JAPAN				6107	
364 PHIL				1823	
400 U STATES		494		9404	
		2881		44171	
SHELLS UNMANUFACTURED FOSSILS					2073
100 U KINGDOM				38	
227 BAHAMAS		80		1226	
234 AUSTRALIA				983	
400 U STATES		1778		23170	
		1858		25417	
SHELLS N O P CRUSHED OR GROUND					2074
400 U STATES	CWT	217	1826	2096	
	810	217	1826	2096	
OYSTER SHELLS CRUSHED OR NOT					2075
400 U STATES	CWT	42588	522939	293815	
	73545	42588	522939	293815	
FEATHERS NATURAL					2081
100 U KINGDOM		735		2430	
207 UN 80 AFR				5945	
231 HONG KONG		3940		17890	
304 ARGENTINA				201	
313 CHINA				4748	
317 CZECHO 8				17	
327 FRANCE		250		1931	
335 GERMANY				496	
400 U STATES		35018		210612	
		39943		244270	
BADMINTON SHUTTLECOCKS BIRDS					2083
100 U KINGDOM	GROSS		39	1320	
215 INDIA			35	1004	
216 PAKISTAN			78	1121	
400 U STATES			9	199	
			161	3644	
MANUFACTURES OF FEATHERS N O P					2084
100 U KINGDOM		994		13118	
231 HONG KONG				1042	
317 CZECHO 8				3140	
327 FRANCE		4046		85652	
335 GERMANY		420		11225	
352 MEXICO		105		281	
400 U STATES		3482		36288	
		9047		150746	
FEATHERBONE COILS					2085
400 U STATES		4382		32113	
		4382		32113	
QUILLS NATURAL OR UNPLUMED					2086
100 U KINGDOM		225		2673	
207 UN 80 AFR				19350	
304 ARGENTINA				248	
317 CZECHO 8				18327	
327 FRANCE		61		159	
400 U STATES		17041		79199	
		17327		119956	
COD HADDOCK POLLOCK FRESH					2091
341 ICELAND	LB		18162	454	
381 ALASKA			13400	2156	
400 U STATES		300	50019	5377	
		300	81581	7987	
HALIBUT FRESH					2092
400 U STATES	LB		336017	64618	
			336017	64618	
FISH LIVERS					2093
400 U STATES	LB	22378	5586	176910	
		22378	5586	176910	
HERRINGS FRESH					2094
400 U STATES	LB	140	40	2554835	
		140	40	2554835	
LIVE FISH AND EGGS PROPAGATING					2095
400 U STATES		1410		11542	
		1410		11542	
LOBSTERS FRESH					2096
400 U STATES	LB	120735	47456	293865	
		120735	47456	293865	
MACKEREL FRESH					2097
400 U STATES	LB		8300	215	
			8300	215	
OYSTERS SEED AND BREEDING					2098
400 U STATES				41367	
				41367	
OYSTERS IN THE SHELL					2099
400 U STATES	BRL	20	344	222	
		20	344	222	
OYSTERS SHELLED IN BULK					2100
400 U STATES	GAL	10140	63875	52288	
		10140	63875	52288	
SALMON FRESH					2101
381 ALASKA	LB		9644	1985	

Articles and Countries from which Imported	MONTH OF OCTOBER 1950		TEN MONTHS ENDED OCTOBER 1950		Class Number
	Quantities	Values (\$)	Quantities	Values (\$)	
400 U STATES			12597	4251	
SQUID FRESH			22241	6236	2102
231 HONG KONG		813		10963	
347 JAPAN		60		3424	
400 U STATES		94		16264	
FISH ALL OTHER FRESH		967		30651	2103
100 U KINGDOM	LB 200	116	1994	512	
231 HONG KONG			680	384	
234 AUSTRALIA			30800	4850	
347 JAPAN			1329088	219307	
354 NETHRLNDS			4410	1140	
359 NORWAY			108	50	
363 PERU			18679	2434	
400 U STATES	76593	16198	1268444	167533	
COD HADDOCK POLLOCK DRIED	76793	16314	2654203	396210	2111
100 U KINGDOM	LB		23400	4618	
359 NORWAY	26455	7587	27005	7769	
400 U STATES	19290	6576	19612	6725	
COD HADDOCK POLLOCK SALTED	45745	14163	70017	19112	2113
341 ICELAND	LB		5264	329	
400 U STATES	60	38	2070	327	
HALIBUT SALTED	60	38	7334	656	2114
HERRINGS SALTED	LB				2115
100 U KINGDOM	LB 77914	10243	182978	22165	
334 ST PIERRE			200	20	
341 ICELAND			1250	287	
354 NETHRLNDS	239856	34948	669583	92640	
359 NORWAY	5270	323	190570	13393	
375 SWEDEN	9320	643	88740	6771	
400 U STATES	10091	2202	70878	8276	
MACKEREL PICKLED	342451	48359	1204199	143552	2117
SALMON SALTED	LB				2118
400 U STATES	824	273	2749	1460	
SALMON SMOKED	824	273	2749	1460	2119
400 U STATES	LB				2120
FISH DRIED N O P	100	84	100	84	
231 HONG KONG	100	84	100	84	
347 JAPAN	LB				2121
359 NORWAY	955	672	7100	5121	
400 U STATES	599	268	4670	3649	
FISH ALL OTHER SALTED	7164	2022	8266	2359	2121
100 U KINGDOM	988	777	5741	3800	
231 HONG KONG	9706	3739	25777	14929	
347 JAPAN	LB				2122
359 NORWAY	4040	2513	12000	2765	
400 U STATES	2650	372	49474	27620	
FISH OTHER SMOKED OR BONELESS	372	372	2650	372	2122
100 U KINGDOM	176	51	18250	3331	
354 NETHRLNDS	6866	2936	82374	34088	
400 U STATES	LB				2123
CRABS CLAMS SHRIMPS CANNED	26836	4982	86918	15975	
231 HONG KONG	305	117	250	75	
347 JAPAN	27141	5099	87940	16371	
352 MEXICO	LB				2131
359 NORWAY	66	39	44892	26094	
400 U STATES	13500	7032	32800	16542	
KIPPERED HERRINGS CANNED	250	275	11877	8169	2132
100 U KINGDOM	53177	52503	432269	392406	
359 NORWAY	66993	59849	521988	443251	
LOBSTERS CANNED PREPARED N O P	LB				2133
100 U KINGDOM	9315	1795	62249	11214	
207 UN SO AFR	830	240	30594	8786	
400 U STATES	10145	2036	92843	20000	
OYSTERS SHELLED IN CANS	LB				2136
400 U STATES	3941	6053	18897	33816	
OYSTERS PREPARED PRESERVED NOP	3941	6053	18897	33816	2137
231 HONG KONG	LB				2138
347 JAPAN	15000	15201	106025	91739	
400 U STATES	15000	15201	2251	1272	
SALMON CANNED PREPARED N D P	15000	15201	108320	93075	2139
100 U KINGDOM	QUART				2140
400 U STATES	3941	6053	18897	33816	
PILCHARD CANNED	LB				2140
400 U STATES	100	164	16640	15059	
ANCHOVIES SARDINES CANNED	LB				2140
100 U KINGDOM	48	24	145	68	
306 BELGIUM	48	24	476	579	
318 DENMARK	48	24	621	647	
			939180	81175	2139
			939180	81175	2140
			184	156	
			750	248	
			17564	7921	

## IMPORTS INTO CANADA FOR CONSUMPTION

Articles and Countries from which Imported	MONTH OF OCTOBER 1950		TEN MONTHS ENDED OCTOBER 1950		Class Number
	Quantities	Values (\$)	Quantities	Values (\$)	
327 FRANCE	797	698	3514	2936	
344 ITALY			1651	1587	
353 MDRCCD	3149	1249	22522	9030	
359 NDRWAY	95846	55214	626751	381370	
366 PDRTUGAL	32484	20629	160554	106411	
372 SPAIN	975	580	17966	9789	
375 SWEDEN	1463	749	18866	7977	
400 U STATES			23002	14690	
	134710	79119	893324	542115	
TUNA FISH CANNED	LB				2143
347 JAPAN	5382	1661	201158	69752	
363 PERU	23100	9272	80766	32850	
400 U STATES			3272	2884	
	28482	10933	285196	105486	
FISH PRESERVED IN OIL N O P					2144
213 BWA OTHER				163	
231 HONG KONG		1785		19834	
327 FRANCE				183	
344 ITALY		392		1977	
347 JAPAN		757		1722	
359 NORWAY				498	
363 PERU				15691	
366 PORTUGAL		137		484	
375 SWEDEN		155		300	
400 U STATES		73		2147	
		3299		42999	
FISH PREPARED OR PRESERVED NOP					2148
100 U KINGDOM		384		4288	
231 HONG KONG		1642		16945	
318 DENMARK				682	
327 FRANCE				734	
344 ITALY				2397	
347 JAPAN		3453		14477	
352 MEXICO		2427		5897	
354 NETHRLNDS				342	
359 NORWAY		3077		10833	
375 SWEDEN		18		186	
400 U STATES		1606		14422	
		12607		71203	
HERRINGS CANNED	LB				2146
100 U KINGDOM	7190	794	58985	8815	
231 HONG KONG	240	167	2356	1588	
359 NORWAY			4694	1770	
375 SWEDEN	968	581	4810	3137	
400 U STATES			1534	820	
	8398	1542	72379	16130	
FISH OFFAL OR REFUSE	CWT				2151
400 U STATES	1327	2257	8525	17200	
	1327	2257	8525	17200	
SPONGES OF MARINE PRODUCTION					2152
100 U KINGDOM		108		5374	
227 BAHAMAS		417		4625	
316 CUBA		2144		27711	
327 FRANCE				2201	
328 FR AFRICA				3728	
336 GREECE		822		13420	
344 ITALY				715	
377 SYRIA				435	
379 TURKEY				810	
400 U STATES		13628		38301	
		17119		97320	
FISHERY PRODUCTS N O P					2153
100 U KINGDOM		115		282	
207 UN SD AFR				1527	
231 HONG KONG		2425		13576	
347 JAPAN		1043		8529	
352 MEXICO				15947	
359 NORWAY		215		761	
375 SWEDEN				12	
400 U STATES		46663		461557	
		50461		502191	
FISH MEAL	CWT				2154
400 U STATES	1	16	1141	9436	
	1	16	1141	9436	
FUR SKINS CHINA AND JAP MINK	NO				2155
347 JAPAN			13200	82648	
400 U STATES	24516	71723	111934	243658	
	24516	71723	125134	266306	
FUR SKINS OPOSSUM UNDRRESSED	NO				2156
100 U KINGDDM			2072	2535	
234 AUSTRALIA			1000	1112	
400 U STATES	2500	608	29085	14011	
	2500	608	32157	17658	
FUR SKINS RACCOON UNDRRESSED	NO				2157
400 U STATES	28368	33200	170958	253687	
	28368	33200	170958	253687	
FUR SKINS SHEEP LAMB UNDRRESSED	NO				2158
207 UN SD AFR			5000	6057	
234 AUSTRALIA			12883	19725	
304 ARGENTINA	20243	44092	134863	244038	
309 BRAZIL			510	800	
386 URUGUAY			42818	79295	
400 U STATES	27297	93671	167386	456002	
	47540	137763	363460	805917	
FUR SKINS VISCACHA UNDRRESSED	NO				2159
FUR SKINS WALLABY UNDRRESSED	ND				2160

## IMPORTS INTO CANADA FOR CONSUMPTION

33

Articles and Countries from which Imported	MONTH OF OCTOBER 1950		TEN MONTHS ENDED OCTOBER 1950		Class Number
	Quantities	Values (\$)	Quantities	Values (\$)	
FUR SKINS MARINE UNDRESSED 400 U STATES	NO		1399	30918	2161
FUR SKINS FOX UNDRESSED 100 U KINGDOM 400 U STATES	NO		1399	30918	2162
			60	489	
	940	6533	5989	54664	
	940	6533	6049	55153	
FUR SKINS KOLIMSKY UNDRESSED 400 U STATES	NO		23015	119012	2163
	5357	32117	23015	119012	
FUR SKINS MINK UNDRESSED 100 U KINGDOM 381 ALABKA 400 U STATES	NO		1394	28011	2164
			64	1795	
	488	5867	68024	1281919	
	488	5867	69482	1311725	
FUR SKINS MUSKRAT UNDRESSED 100 U KINGDOM 400 U STATES	NO		11389	9361	2165
	125537	273454	2641005	4528829	
	125537	273454	2652394	4538190	
FUR SKINS PERSIAN LAMB UNDRESS 100 U KINGDOM 207 UN SO AFR 301 AFGHAN 342 IRAN 354 NETHRLNDS 380 USSR 400 U STATES	NO		18926	164266	2166
	18486	159851	19869	129378	
	3034	22911	19869	129378	
			9507	108353	
			988	4028	
	27575	244584	27575	244584	
	5148	30097	5148	30097	
	122845	1087076	749132	5493528	
	177088	1544519	831145	6174234	
FUR SKINS RABBIT UNDRESSED 234 AUSTRALIA 236 NEW ZEAL 306 BELGIUM 327 FRANCE 347 JAPAN 376 SWITZRLND 400 U STATES	NO		85003	21764	2167
	25680	9280	4922	839	
			20000	7961	
	56200	27665	348715	141173	
	20000	3480	323000	73773	
			6000	3647	
	243399	67072	1010745	299819	
	368279	115458	1798385	548976	
FUR SKINS SQUIPREL UNDRESSED 100 U KINGDOM 375 SWEDEN 380 USSR 400 U STATES	NO		28469	15732	2168
	13500	8730	15000	8887	
			9000	7583	
	190154	192306	1012703	754579	
	212654	208619	1065172	786781	
FUR SKINS UNDRESSED N O P 100 U KINGDOM 304 ARGENTINA 309 BRAZIL 313 CHINA 336 GREECE 347 JAPAN 376 SWITZRLND 380 USSR 381 ALABKA 400 U STATES	NO		2051	11505	2169
	715	1063	200	132	
			1087	5527	
			24400	15102	
			384	12155	
			150	1160	
	6000	3662	12412	7345	
	1500	2641	1550	13922	
			64	1130	
	120307	290507	617414	1304413	
	128522	297873	659712	1372391	
ABTRACHAN RUSSIAN HARE DRESSED 400 U STATES			898	2859	2171
			898	2859	
RABBIT SKINS DRESSED N O P 100 U KINGDOM 317 CZECHO S 327 FRANCE 335 GERMANY 400 U STATES	002		1168	12128	2172
			2000	11400	
	309	1557	2490	20906	
			447	3511	
			919	8262	
	309	1557	7024	56207	
FUR SKINS DRESSED N O P 100 U KINGDOM 309 BRAZIL 317 CZECHO S 327 FRANCE 380 USSR 400 U STATES				50442	2173
		2239		9671	
				3012	
				3344	
		1290		10057	
		10057		10057	
		25120		450530	
		38706		527056	
HATTERS FURS NOT ON THE SKIN 100 U KINGDOM 306 BELGIUM 327 FRANCE 354 NETHRLNDS 400 U STATES	LB		12801	32227	2174
	616	1958	105793	192405	
	15677	30117	46265	77645	
	3005	4384	42303	98615	
	20755	59218	239866	638169	
	39437	89476			
	79490	185153	447028	1039061	
FUR SKINS SHEEP DRESSED 100 U KINGDOM 234 AUSTRALIA 304 ARGENTINA 327 FRANCE 400 U STATES				3484	2175
		759		249	
				2834	
				20	
		20		20	
		6913		43960	
		7692		50547	
MANUFACTURES OF FUR N O P 100 U KINGDOM 234 AUSTRALIA 313 CHINA 317 CZECHO S 327 FRANCE 335 GERMANY 380 USSR 400 U STATES				284129	2181
		37519		6243	
		1478		8164	
				5663	
		1259		12777	
				2777	
		10134		10134	
		46892		458144	
		97282		788031	

## IMPORTS INTO CANADA FOR CONSUMPTION

Articles and Countries from which Imported		MONTH OF OCTOBER 1950		TEN MONTHS ENDED OCTOBER 1950		Class Number
		Quantities	Values (\$)	Quantities	Values (\$)	
BRISTLES ANIMAL		LB				2191
100	U KINGDOM	2	77	724	2586	
304	ARGENTINA			885	855	
386	URUGUAY			516	513	
400	U STATES					
		47239	225029	336806	1216315	
		47241	225106	338931	1220269	
HAIR UNMANUFACTURED		LB				2192
100	U KINGDOM			3114	4303	
215	INDIA			29332	3227	
304	ARGENTINA			20553	19156	
316	CUBA			7056	4990	
400	U STATES					
		52799	17965	1230443	297840	
		52799	17965	1220428	322516	
HORSE HAIR		LB				2193
304	ARGENTINA	10	20	35916	18903	
362	PARAGUAY			5712	4103	
400	U STATES					
		26327	42763	152142	206303	
		26337	42783	193770	229309	
HAIR CURLED DYED		N O P				2194
100	U KINGDOM		97		2259	
400	U STATES		1113		7102	
			1210		9361	
MANUFACTURES OF HAIR		N O P				2195
100	U KINGDOM		1285		5799	
231	HONG KONG		10233		30414	
313	CHINA		11897		26031	
327	FRANCE		58		2222	
335	GERMANY		421		421	
347	JAPAN				7508	
376	SWITZRLND				357	
400	U STATES		4106		38840	
			28000		111592	
CALF SKINS AND KIPS RAW		N O				2201
207	UN SO AFR			500	1130	
234	AUSTRALIA			3500	6796	
236	NEW ZEAL			99129	378098	
318	DENMARK	500	2558	500	2558	
327	FRANCE			16207	119419	
334	ST PIERRE			290	357	
335	GERMANY			400	3784	
344	ITALY			1980	20067	
354	NETHRLNDS	1000	9225	7500	36945	
365	POLAND			6000	27270	
376	SWITZRLND			1100	10301	
400	U STATES					
		10155	49455	143800	767262	
		11655	61238	280906	1373987	
CATTLE HIDES RAW		N O				2202
215	INDIA			1650	5354	
236	NEW ZEAL			1731	27942	
304	ARGENTINA	18490	248939	88050	1048241	
309	BRAZIL			2021	15615	
318	DENMARK			200	3210	
334	ST PIERRE			122	1516	
344	ITALY			1218	24805	
354	NETHRLNDS			5361	50500	
386	URUGUAY			1000	14434	
400	U STATES					
		49523	783217	276822	3730606	
		68013	1032156	378175	4922223	
SHEEP SKINS RAW		N O				2203
100	U KINGDOM			360	197	
207	UN SO AFR			14500	21966	
234	AUSTRALIA	1505	3248	33635	37078	
236	NEW ZEAL			164564	163025	
304	ARGENTINA	5854	30735	122683	238159	
309	BRAZIL			25648	38792	
312	CHILE			64735	148088	
334	ST PIERRE			115	223	
354	NETHRLNDS			700	1019	
386	URUGUAY	1610	4092	82353	166837	
400	U STATES	131178	318060	935843	1725511	
		140147	356135	1445136	2540895	
OTHER HIDES AND SKINS RAW		N O				2204
100	U KINGDOM			145	276	
234	AUSTRALIA			8000	46903	
236	NEW ZEAL	60	267	4393	15337	
304	ARGENTINA			750	6439	
309	BRAZIL			11600	17160	
327	FRANCE			2847	29834	
334	ST PIERRE			130	318	
339	HONDURAS			400	502	
400	U STATES					
		4744	21788	50685	176032	
		4804	22055	78950	292801	
GOAT SKINS AND KID SKINS RAW		N O				2205
100	U KINGDOM			971	2031	
207	UN SO AFR			28600	77758	
211	NIGERIA			12000	15295	
215	INDIA			34000	33846	
306	BELGIUM			1650	4662	
325	ETHIOPIA			6000	6630	
372	SPAIN			600	2867	
400	U STATES					
		23175	26843	77390	82408	
		23175	26843	161211	225497	
HIDE SECTIONS OR BELLIES		N O				2206
234	AUSTRALIA			3935	2952	
304	ARGENTINA			360	495	
316	CUBA			1500	4211	

IMPORTS INTO CANADA FOR CONSUMPTION

Articles and Countries from which Imported	MONTH OF OCTOBER 1950		TEN MONTHS ENDED OCTOBER 1950		Class Number
	Quantities	Values (\$)	Quantities	Values (\$)	
400 U STATES	47328	87739	323011	517737	
LEATHER DRESSED KID	47328	87739	328806	525395	2210
100 U KINGDOM		78028		552664	
215 INDIA				3782	
327 FRANCE		5006		7573	
335 GERMANY		3676		19766	
400 U STATES		92192		765582	
BELTING LEATHER IN BUTTS		185902		1549367	
100 U KINGDOM		8905		84628	2211
400 U STATES		20006		82179	
LEATHER TANNED N O P		28211		173807	
100 U KINGDOM		82016		438544	2213
207 UN 80 AFR				7009	
215 INDIA				115586	
234 AUSTRALIA				4176	
304 ARGENTINA				373	
386 URUGUAY				1133	
400 U STATES		31731		246741	
LEATHER DRESSED N O P		113747		813562	2215
100 U KINGDOM		119992		1100301	
215 INDIA				2875	
234 AUSTRALIA		1621		18473	
306 BELGIUM				660	
309 BRAZIL				1185	
318 DENMARK				759	
327 FRANCE		932		9437	
335 GERMANY				1730	
352 MEXICO				1415	
354 NETHRLNDS				3889	
375 SWEDEN				60	
400 U STATES		92525		688460	
CHAMOIS SKIN		215070		1829244	2216
100 U KINGDOM		23380		220953	
234 AUSTRALIA		334		8919	
327 FRANCE				410	
400 U STATES		2072		18332	
PATENT AND UPHOLSTERY LEATHER		25786		248614	2217
100 U KINGDOM				2782	
400 U STATES		17		8563	
SOLE LEATHER		17		11345	2218
100 U KINGDOM	LS 64776	15831	341420	102424	
234 AUSTRALIA			3017	973	
400 U STATES	721	815	11184	8555	
SCRAP LEATHER	65497	16646	355621	111952	2219
100 U KINGDOM		810		840	
400 U STATES		2806		47455	
PIG MOROCCO ROLLER LEATHERS		3616		48295	2220
100 U KINGDOM		53735		410325	
400 U STATES		2715		24729	
LEATHER FROM EAST INDIA KIP		56450		435054	2221
100 U KINGDOM		94148		445584	
LEATHER FOR GLOVES OR CLOTHING		94148		445584	2224
100 U KINGDOM		60112		385900	
327 FRANCE				5822	
354 NETHRLNDS				62	
375 SWEDEN		287		1973	
400 U STATES		91599		561337	
LEATHER FOR UPHOLSTERY LEATHER		151998		955094	2225
100 U KINGDOM		12020		150699	
400 U STATES		9993		91182	
CRUST OIL LEATHER FOR CHAMOIS		22013		241881	2226
100 U KINGDOM		443		1633	
BOOTS AND SHOES PEGGED LEATHER	PAIR	443		1633	2231
100 U KINGDOM			978	2083	
400 U STATES			34	71	
BOOTS AND SHOES MENS LEATHER	PAIR		1012	2154	2232
100 U KINGDOM	16673	78810	181753	849913	
218 MALAYA			60	740	
304 ARGENTINA			1	10	
327 FRANCE			130	356	
376 SWITZRLND			645	6316	
381 ALASKA			108	433	
400 U STATES	1750	11128	20236	127600	
BOOTS AND SHOES WOMENS LEATHER	PAIR	18423	89938	202933	2233
100 U KINGDOM	21869	81111	127726	516079	
207 UN 80 AFR			37	255	
218 MALAYA			8458	2929	
231 HONG KONG			316	260	
306 BELGIUM			16	48	
317 CZECHO S	2100	2215	120155	138227	

## IMPORTS INTO CANADA FOR CONSUMPTION

Articles and Countries from which Imported	MONTH OF OCTOBER 1950		TEN MONTHS ENDED OCTOBER 1950		Class Number
	Quantities	Values (\$)	Quantities	Values (\$)	
327 FRANCE			70	214	
344 ITALY			386	749	
352 MEXICO			30432	25416	
354 NETHRLNDS			320	317	
376 SWITZRLND	941	9966	4003	36946	
400 U STATES	37631	185176	323477	1614866	
	62541	278468	615396	2336306	
BOOTS SHOES CHILDRENS LEATHER PAIR					2234
100 U KINGDOM	5320	4492	113474	113779	
218 MALAYA			1680	635	
327 FRANCE			82	82	
400 U STATES	2743	2659	16538	40799	
	8063	7151	131774	155295	
GARMENTS LEATHER					2235
100 U KINGDOM		2661		28963	
335 GERMANY				324	
400 U STATES		76		3973	
		2737		33260	
GLOVES MITTS LEATHER N O P					2236
100 U KINGDOM		107666		363992	
216 PAKISTAN				34	
306 BELGIUM				339	
317 CZECHO S		296		492	
327 FRANCE		14422		70698	
344 ITALY				6228	
354 NETHRLNDS		825		825	
400 U STATES		661		48385	
		123870		490993	
GLOVES OF KID WOMENS					2237
100 U KINGDOM		2495		10903	
306 BELGIUM		371		18228	
317 CZECHO S				17339	
327 FRANCE		23597		263144	
335 GERMANY		2205		24803	
344 ITALY		1792		57187	
400 U STATES		58		554	
		30518		392158	
HARNESS AND SAODLERY					2238
100 U KINGDOM		2200		38867	
234 AUSTRALIA				44	
306 BELGIUM		44		142	
344 ITALY				2932	
400 U STATES		6083		82194	
		8327		124179	
LEATHER BELTING					2239
100 U KINGDOM		2454		30153	
306 BELGIUM		707		707	
400 U STATES		13436		57959	
		16597		88619	
MFRS OF LEATHER OR RAWHIDE N O P					2241
100 U KINGDOM		13127		88429	
216 PAKISTAN		124		2219	
326 FINLAND				81	
327 FRANCE				2470	
335 GERMANY		79		477	
344 ITALY		857		4238	
347 JAPAN				399	
352 MEXICO				173	
375 SWEODEN		74		430	
376 SWITZRLND				1432	
400 U STATES		39061		311188	
		53322		411536	
SOLES AND HEELS LEATHER					2243
100 U KINGDOM		3039		19556	
400 U STATES		5977		10668	
		9016		30224	
SHOE LIFTS AND WELTING LEATHER					2244
100 U KINGDOM		1519		2477	
400 U STATES		10783		99413	
		12302		101890	
STRAPS LEATHER					2245
100 U KINGDOM		1922		53697	
376 SWITZRLND		60		3978	
400 U STATES		9565		64435	
		11547		122110	
BICYCLE SAODLES					2246
100 U KINGDOM	NO	2757	1900	90858	70861
335 GERMANY				1750	1701
400 U STATES		5690	6307	84005	96361
		8447	8207	176613	168923
BEEF AND VEAL FRESH					2251
100 U KINGDOM	LB			13687	3509
381 ALASKA				1430	959
400 U STATES		540	470	68389	56583
		540	470	83506	61051
MUTTON AND LAMB FRESH					2252
100 U KINGDOM	LB			3985	1028
234 AUSTRALIA				3350	425
400 U STATES		10006	2218	42242	12537
		10006	2218	49584	13990
PORK FRESH					2253
400 U STATES	LB	186770	31447	1367381	190293
		186770	31447	1367381	190293
POULTRY GAME PARTRIDGE SQUABS					2254
100 U KINGDOM					799
234 AUSTRALIA			19		33943



IMPORTS INTO CANADA FOR CONSUMPTION

Articles and Countries from which Imported	MONTH OF OCTOBER 1950		TEN MONTHS ENDED OCTOBER 1950		Class Number
	Quantities	Values (\$)	Quantities	Values (\$)	
400 U STATES		1353		103457	
RABBITS FROZEN FOR FOX FEED		1372		138199	2256
MEATS FRESH N O P	LB				2257
316 CUBA			990	1101	
359 NORWAY			250	163	
400 U STATES	1529	1755	781	8983	
EDIBLE OFFAL FRESH	1529	1755	9051	10247	2258
400 U STATES	LB				
	60861	7582	1063027	184076	
BACON HAMS OTHER PORK PREPARED	60861	7582	1063027	184076	2261
100 U KINGDOM			580	290	
400 U STATES	278	258	910	653	
BEEF CANNED	278	258	1490	943	2262
100 U KINGDOM	LB				
234 AUSTRALIA	4783	1483	7097	2937	
304 ARGENTINA	22500	5000	22500	5000	
306 BELGIUM	1643016	491827	4668930	1346208	
309 BRAZIL			7142	2155	
362 PARAGUAY	172783	39947	425956	104615	
386 URUGUAY	8999	2681	239397	79605	
389 IRELAND	340924	82093	1942130	563465	
400 U STATES			4723	1339	
	35	20	19186	5625	
CANNED MEATS POULTRY GAME N O P	2193040	623051	7337061	2110949	2264
100 U KINGDOM	LB				
234 AUSTRALIA	13952	2779	24791	6792	
304 ARGENTINA	10575	3531	104415	25647	
318 DENMARK	72	22	30965	8272	
327 FRANCE	2600	1171	12479	6527	
340 HUNGARY	7432	4499	14955	13279	
400 U STATES			88	212	
	55284	21266	165470	57917	
EXTRACTS OF MEAT FLUID BEEF	89915	33268	353163	118646	2265
100 U KINGDOM					
304 ARGENTINA		2772		15510	
359 NORWAY		16822		201657	
386 URUGUAY				80	
400 U STATES				44241	
		1274		7842	
		20868		269330	
MEATS PREPARED NOT CANNED	LB				2266
400 U STATES	846800	235349	9139441	2199041	
PORK BARRELLED IN BRINE	846800	235349	9139441	2199041	2267
400 U STATES	LB				
	639500	127614	3384500	501397	
PORK DRY SALTED	639500	127614	3384500	501397	2268
SAUSAGE	LB				2269
400 U STATES	4807	3169	38944	25135	
SOUPS SOUP PREPARATIONS N O P	4807	3169	38944	25135	2270
100 U KINGDOM					
400 U STATES		232		1734	
		4903		15690	
		5135		17424	
MILK AND CREAM FRESH	GAL				2281
100 U KINGDOM			300	835	
318 DENMARK	2070	6061	12341	37889	
400 U STATES	1445	2972	5980	19232	
BUTTER	3515	9033	18621	57956	2282
100 U KINGDOM	LB				
359 NORWAY			4453	1870	
400 U STATES			880	441	
	30	24	144	110	
	30	24	5477	2421	
CASEIN	LB				2283
234 AUSTRALIA	22344	2661	78344	10442	
400 U STATES	8551	3816	110940	35581	
CHEESE	30895	6477	189284	46023	2284
100 U KINGDOM	LB				
236 NEW ZEAL	1761	1319	9173	6763	
304 ARGENTINA			1004995	236648	
318 DENMARK	74576	29843	266476	113314	
327 FRANCE	37938	13951	291489	120795	
344 ITALY	5259	3994	34531	24693	
354 NETHRLNDS	85366	47275	287630	157270	
359 NORWAY	26703	15459	90805	39289	
375 SWEDEN	4666	1672	33747	12230	
376 SWITZRLND			3169	994	
400 U STATES	148799	109891	1133346	876220	
	57157	26747	338210	172224	
	442225	250151	3493571	1760440	
MILK CONDENSED	LB				2285
100 U KINGDOM			8190	836	
359 NORWAY			2500	371	
400 U STATES	60	17	4001	744	
	60	17	14691	1951	
MILK WHOLE POWDERED	LB				2286
400 U STATES	15	21	2993	2498	
	15	21	2993	2498	
DRIED WHEY SKIMMILK BUTTERMILK	LB				2287
400 U STATES	23804	609	448818	33829	
	23804	609	448818	33829	

## IMPORTS INTO CANADA FOR CONSUMPTION

Articles and Countries from which Imported	MONTH OF OCTOBER 1950		TEN MONTHS ENDED OCTOBER 1950		Class Number
	Quantities	Values (\$)	Quantities	Values (\$)	
OLEIC ACID OR RED OIL	LB				2288
400 U STATES	49556	10975	405712	77147	
	49556	10975	405712	77147	
STEARIC ACID	LB				2289
100 U KINGDOM	85000	16400	859800	156520	
234 AUSTRALIA			4480	692	
400 U STATES	15684	3291	317533	49837	
	100684	19691	1181813	207049	
LARD OIL	GAL				2291
400 U STATES	1394	3137	9100	18452	
	1394	3137	9100	18452	
MEATS FOOT OIL	GAL				2292
400 U STATES			2823	7990	
			2823	7990	
ANIMAL OIL N O P	GAL				2293
100 U KINGDOM	8483	4899	17277	10492	
306 BELGIUM			8743	6415	
400 U STATES	267	700	3305	6385	
	8750	5599	29325	23292	
COD LIVER OIL	GAL				2294
100 U KINGDOM	1125	1833	2925	4461	
341 ICELAND			11972	21690	
359 NORWAY	1125	1789	9456	15127	
400 U STATES			450	775	
	2250	3622	24803	42053	
FISH OIL N O P	GAL				2295
100 U KINGDOM			50	50	
359 NORWAY			1672	2292	
400 U STATES	135	241	45568	49561	
	135	241	47290	51903	
SEAL OIL	GAL				2296
WHALE AND SPERMACE TI OIL	GAL				2297
100 U KINGDOM	628	1561	2079	4662	
354 NETHRLNDS			224	577	
400 U STATES	70	199	31291	29963	
	698	1760	33594	35202	
HALIBUT LIVER OIL					2298
FISH OIL CONCENTRATED					2299
400 U STATES		1913		160411	
		1913		160411	
FISH OIL FOR FORTIFYING					2300
100 U KINGDOM				3937	
400 U STATES		9239		15848	
		9239		19785	
BEE SWAX	LB				2302
100 U KINGDOM			3510	1916	
215 INDIA			2240	1158	
309 BRAZIL			45438	25244	
312 CHILE	10000	5194	19236	10246	
316 CUBA	8718	4885	49923	26570	
320 DOM REP			5922	3076	
327 FRANCE	2016	1186	5797	3067	
400 U STATES	15370	8771	151072	85669	
	36104	20036	283138	156946	
CANDLES N O P	LB				2303
100 U KINGDOM			442	325	
335 GERMANY	1729	575	2198	730	
400 U STATES	11726	3576	53530	16055	
	13455	4151	56170	17110	
GREASE ROUGH	CWT				2304
100 U KINGDOM	201	1735	731	5225	
335 GERMANY			251	1837	
400 U STATES	94348	1221123	373456	3067510	
	94549	1222858	374438	3074572	
LARD AND COMPOUNDS STEARINE	LB				2307
100 U KINGDOM			390	74	
400 U STATES	2838443	407562	8599118	1173024	
	2838443	407562	8599508	1173098	
TALLOW	LB				2308
400 U STATES	540231	77471	2158521	225340	
	540231	77471	2158521	225340	
GELATINE INEDIBLE PHOTOGRAPHIC	LB				2320
400 U STATES	404	557	146705	204384	
	404	557	146705	204384	
ANIMAL GLANDS FOR MEDICINE					2321
386 URUGUAY				1211	
400 U STATES		7321		49020	
		7321		50231	
BLOOD ALBUMEN AND BLOOD DRIED					2324
400 U STATES		1554		11130	
		1554		11130	
EGGS IN THE SHELL	DOZ				2325
100 U KINGDOM			725	370	
231 HONG KONG	25	15	14842	11005	
381 ALASKA			195	108	
400 U STATES	45	35	44284	164708	
	70	50	60046	176191	
EGGS YOLK OR ALBUMEN FROZEN	LB				2326
231 HONG KONG			84	42	
400 U STATES	572	320	2823	1933	
	572	320	2907	1975	
EGGS YOLK OR ALBUMEN DRIED	LB				2327
313 CHINA	23400	14951	60000	45660	
400 U STATES	44224	8269	173780	163764	
	67624	23220	233780	209424	

Articles and Countries from which Imported	MONTH OF OCTOBER 1950		TEN MONTHS ENDED OCTOBER 1950		Class Number
	Quantities	Values (\$)	Quantities	Values (\$)	
GELATINE CAPSULES EMPTY 400 U STATES		27913		219488	2328
		27913		219488	
GELATINE EDIBLE	LB				2329
100 U KINGDOM	25192	15370	213510	107478	
234 AUSTRALIA			295050	149052	
304 ARGENTINA			1760	1035	
306 BELGIUM	11200	5771	250253	134202	
327 FRANCE	11352	5580	145933	70423	
354 NETHRLNDS	10251	4908	104016	45256	
400 U STATES	99627	75818	1021455	676108	
	157622	107447	2031977	1183554	
GELATINE M O P	LB				2331
100 U KINGDOM			20107	4530	
306 BELGIUM			265	100	
327 FRANCE	448	217	598	352	
400 U STATES	265	132	18610	11074	
	713	349	39580	16056	
GLUE ANIMAL POWDERED OR SHEET	LB				2332
100 U KINGDOM	291360	31921	2313798	261158	
207 UN SO AFR			66223	8498	
304 ARGENTINA			100000	17206	
400 U STATES	9176	4250	82330	27087	
	300536	36171	2562351	313949	
GLUE M O P	LB				2333
100 U KINGDOM	1120	186	119744	15443	
231 HONG KDNG	30	63	84	211	
375 SWEDEN			110	129	
400 U STATES	13751	5886	129640	51411	
	14901	6135	249578	67194	
CATGUT WORMGUT UNMANUFACTURED					2338
372 SPAIN				202	
400 U STATES				82	
				284	
GUT AND MANUFACTURES M O P					2336
100 U KINGDOM		1266		7742	
215 INDIA				396	
234 AUSTRALIA				14175	
372 SPAIN				415	
400 U STATES		3371		18550	
		4637		41278	
HONEY	LB				2337
234 AUSTRALIA	3900	451	7200	757	
316 CUBA			102	88	
400 U STATES	5436	1577	21268	5216	
	9336	2028	28570	6061	
MANURES ANIMAL	CWT				2338
400 U STATES	1739	3618	35985	66020	
	1739	3618	35985	66020	
MUSK IN PODS OR GRAINS	OZ				2339
400 U STATES	4	233	147	3735	
	4	233	147	3735	
RENNET RAW AND PREPARED	LB				2340
400 U STATES			54650	38354	
			54650	38354	
SAUSAGE CASINGS UNCLEAMED					2341
100 U KINGDOM				8006	
234 AUSTRALIA				58701	
236 NEW ZEAL				332931	
400 U STATES		244		1031	
		244		400669	
SAUSAGE CASINGS CLEANED					2342
100 U KINGDOM				38975	
234 AUSTRALIA		14264		321816	
236 NEW ZEAL				1548491	
400 U STATES		1317		15017	
		15581		1924299	
TANKAGE	CWT				2343
236 NEW ZEAL			1856	14552	
400 U STATES			500	785	
			2356	15337	
ANIMAL PRODUCTS M O P					2344
100 U KINGDOM				2811	
231 HONG KONG		678		9401	
234 AUSTRALIA				62	
313 CHINA				420	
327 FRANCE		27		986	
347 JAPAN				491	
400 U STATES		2180		60504	
		2885		74675	
HORSE MEAT AND OFFAL FOR FOXES	CWT				2345
400 U STATES	876	3320	7218	22054	
	876	3320	7218	22054	
DOG FOOD AND PET STOCK FOOD					2347
400 U STATES		5630		28842	
		5630		28842	
TARIFF 206 254 635 679 686 699					2348
100 U KINGDOM				293	
215 INDIA				580	
366 PORTUGAL				309	
400 U STATES		2819		6060	
		2819		7242	



Articles and Countries from which Imported	MONTH OF OCTOBER 1950		TEN MONTHS ENDED OCTOBER 1950		Class Number
	Quantities	Values (\$)	Quantities	Values (\$)	
<b>GROUP 3</b>					
<b>FIBRES TEXTILES AND PRODUCTS</b>					
RAW COTTON	LB				3001
100 U KINGDOM			69572	17017	
215 INDIA	39071	10901	449374	116463	
304 ARGENTINA			103892	78492	
306 BELGIUM			506386	144144	
309 BRAZIL			32860	6083	
322 EGYPT			73034	40731	
352 MEXICO	6833239	3008693	47926631	18970058	
354 NETHERLANDS			287794	145906	
358 NICARAGUA	58684	23298	58684	23298	
363 PERU	10983	4232	224849	129284	
400 U STATES	14204912	6107565	127643554	46530403	
	21146889	9154689	177376630	66201879	
COTTON LINTERS N O P	LB				3002
304 ARGENTINA			113720	15205	
309 BRAZIL			20395	2592	
323 EL SALVADOR			125150	12153	
352 MEXICO	131054	16529	1434166	130849	
363 PERU			10285	1421	
400 U STATES	1241375	201481	12315131	1388654	
	1372429	218010	14018847	1550874	
COTTON LINTERS FOR PAPER	LB				3003
BATTS BATTING WADDING COTTON	LB				3004
100 U KINGDOM	1675	832	4789	2210	
400 U STATES	55770	30721	546133	282127	
	57445	31553	550922	284337	
CARDED SLIVER COTTON FIBRES	LB				3008
400 U STATES			89	17	
			89	17	
COTTON PULP FOR ART SILK YARN	LB				3006
COTTON THREAD N O P	LB				3010
100 U KINGDOM	1219	2641	18287	33198	
317 CZECHOSLOVAKIA	233	391	1203	1975	
327 FRANCE			441	800	
347 JAPAN	98	117	804	1065	
400 U STATES	53958	97855	385849	680304	
	55508	101004	406584	717342	
COTTON YARNS SINGLES N O P	LB				3011
100 U KINGDOM	6282	7923	77353	103952	
400 U STATES	3745	5374	114673	111359	
	10027	13297	192026	215311	
YARNS SINGLES FOR KNIT GOODS	LB				3012
100 U KINGDOM	2161	3427	155213	161039	
400 U STATES	4336	4881	138614	132712	
	6497	8308	293827	293751	
COTTON YARNS N O P	LB				3013
100 U KINGDOM	542	1304	37900	49341	
306 BELGIUM			220	154	
400 U STATES	76474	102154	822949	1005184	
	77016	103458	861069	1054679	
CROCHET KNITTING COTTON N O P	LB				3014
100 U KINGDOM	244	1091	2662	10288	
327 FRANCE	1084	5163	5082	24465	
400 U STATES	24168	52704	175129	343022	
	25496	59958	182873	377775	
COROS AND TWINE COTTON N O P	LB				3015
100 U KINGDOM	11420	4731	133076	61800	
231 HONG KONG			1000	359	
400 U STATES	26475	37177	202278	245646	
	37895	41908	336354	307805	
SEWING COTTON THREAD ON SPOOLS	LB				3016
100 U KINGDOM			494	900	
327 FRANCE			440	1022	
400 U STATES	4623	10822	22370	45711	
	4623	10822	23304	47633	
COTTON YARNS Tinsel Thread	LB				3017
100 U KINGDOM			180	332	
400 U STATES	3240	7495	42799	84984	
	3240	7495	42979	85316	
MERCERIZED YARNS 40 AND FINER	LB				3018
100 U KINGDOM	9078	18145	68668	128065	
400 U STATES	56	178	1080	2380	
	9134	18323	69748	130445	
COTTON YARNS HANKS FOR THREAD	LB				3019
100 U KINGDOM	58698	97100	515723	809520	
344 ITALY			30000	46595	
400 U STATES	8173	10468	173202	260267	
	66871	107568	718925	1116382	
COTTON YARN 2 PLY 80 AND FINER	LB				3020
100 U KINGDOM	5365	16191	32485	84678	
400 U STATES			6271	11225	
	5365	16191	38756	95903	
COTTON YARN SINGLES FOR THREAD	LB				3021
100 U KINGDOM	85296	109281	785705	919657	
	85296	109281	785705	919657	
COTTON YARN TO BE MERCERIZED	LB				3022
100 U KINGDOM	44772	74095	473734	725449	
400 U STATES	27034	36314	101712	120944	
	71806	110409	575446	846393	

## IMPORTS INTO CANADA FOR CONSUMPTION

Articles and Countries from which Imported	MONTH OF OCTOBER 1950		TEN MONTHS ENDED OCTOBER 1950		Class Number
	Quantities	Values (\$)	Quantities	Values (\$)	
COTTON YARNS SINGLES 20 TO 40 100 U KINGDOM	LB 7465	7967	153284	154062	3023
COTTON FABRICS OVER 80 CTS LB 100 U KINGDOM	LB 108873	171271	1391270	2245158	3026
215 INDIA	24568	24121	50910	51544	
305 AUSTRIA	786	966	3503	20088	
306 BELGIUM	103259	116047	1396837	1417411	
317 CZECHO S	26567	36844	210755	358275	
318 DENMARK	24	70	795	3563	
327 FRANCE	720	1473	10916	29268	
335 GERMANY	74	148	13294	18190	
344 ITALY	10648	33021	56239	147444	
347 JAPAN	6258	10237	31909	44198	
352 MEXICO	107	443	9634	14105	
354 NETHRLNDS	8416	12381	119483	172278	
366 PORTUGAL			4840	12070	
376 SWITZRLND	792	4194	6007	35580	
400 U STATES	814126	1377665	6655136	11420630	
	1105218	1788881	9961528	15989802	
COTTON FABRICS 50 TO 80 CTS LB 100 U KINGDOM	LB 1617	899	13814	9263	3027
215 INDIA	32667	23177	68215	44135	
306 BELGIUM	6010	4531	96076	71800	
335 GERMANY			101	80	
344 ITALY			3926	2913	
347 JAPAN	1749	1254	43970	28845	
400 U STATES	24501	17023	177242	118456	
	66544	46884	403344	275492	
COTTON FABRICS UNDER 50 CTS LB 100 U KINGDOM	LB 2232	690	3295	1095	3028
400 U STATES	2865	1318	46040	19029	
	5097	2008	49335	20124	
COTTON DENIMS 100 U KINGDOM	LB 11851	13676	162497	135110	3029
400 U STATES	11851	13676	165292	138680	
HANDKERCHIEF COTTON BLEACHED 100 U KINGDOM		8075		101693	3030
376 SWITZRLND				71	
400 U STATES				3722	
		8075		105556	
COTTON FABRIC NOT BLEACHED NOP 100 U KINGDOM	LB 16967	18733	181067	206929	3031
215 INDIA	60419	31677	169271	90060	
305 AUSTRIA			2240	2626	
306 BELGIUM	2231	1741	69239	53037	
317 CZECHO S			11265	11007	
327 FRANCE			1919	1336	
335 GERMANY			39055	26956	
347 JAPAN	169412	106342	2737031	1739985	
352 MEXICO			23683	17081	
372 SPAIN	129229	100749	129229	100749	
400 U STATES	1125953	999109	12283246	10413337	
	1504211	1258351	15647245	12663103	
CANTON FLANNELS NOT COLOURED 100 U KINGDOM	LB 19456	40319	128314	224612	3032
306 BELGIUM	992	874	11702	10450	
317 CZECHO S			4838	10429	
327 FRANCE			3384	3314	
335 GERMANY			3872	4328	
344 ITALY			430	1112	
347 JAPAN			3337	2609	
352 MEXICO			4264	2866	
354 NETHRLNDS			1331	1365	
376 SWITZRLND			128	1044	
400 U STATES	73561	117497	840051	1199099	
	94009	158690	1001651	1461228	
TOWELLING IN THE WEB 100 U KINGDOM	LB 2670	3050	4245	3137	3033
400 U STATES	2670	3050	11722	14766	
	2670	3050	15967	17903	
VOILES SCRIMS NOT COLOURED 100 U KINGDOM	LB 1058	1928	15781	36812	3034
354 NETHRLNDS			2174	3599	
376 SWITZRLND	664	2465	1508	7066	
400 U STATES	6375	12094	65569	121045	
	8097	16487	85032	168522	
COTTON FABRICS BLEACHED N O P 100 U KINGDOM	LB 5095	7216	60677	90033	3035
215 INDIA			5151	5698	
306 BELGIUM			595	949	
317 CZECHO S			1827	2517	
327 FRANCE			41	212	
335 GERMANY			10439	9705	
354 NETHRLNDS	323	568	323	568	
376 SWITZRLND			3	54	
400 U STATES	8905	11911	113766	177673	
	14323	19695	192822	287409	
COTTON CHEESECLOTH AND GAUZE 100 U KINGDOM	LB 13368	14881	157414	163176	3036
400 U STATES	6719	11114	33240	44777	
	20087	25995	190654	207953	
POPLIN BLEACHED NOT COLOURED 100 U KINGDOM	LB 1843	3781	23585	53591	3037
317 CZECHO S			2301	3243	

IMPORTS INTO CANADA FOR CONSUMPTION

Articles and Countries from which Imported	MONTH OF OCTOBER 1950		TEN MONTHS ENDED OCTOBER 1950		Class Number
	Quantities	Values (\$)	Quantities	Values (\$)	
347 JAPAN	3782	4049	10257	10944	3039
400 U STATES			10385	14059	
	5625	7830	46528	81837	
COTTON FABRICS COUNT 100	LB				3039
100 U KINGDOM	37136	137015	245096	893086	
400 U STATES			141	364	
	37136	137015	245237	893450	
COTTON FABRICS CUT PILE N O P	LB				3040
100 U KINGDOM	372	1034	19622	46462	
306 BELGIUM			3789	4955	
317 CZECHO S	1177	2313	24169	52910	
327 FRANCE	5437	9039	8356	14468	
344 ITALY	139	320	26617	71645	
347 JAPAN	2401	4251	55087	83038	
354 NETHRLNDS			18819	43257	
365 POLAND			410	642	
400 U STATES	33988	79499	166493	361954	
	43514	96456	323362	679331	
COTTON FABRIC FOR TYPE RIBBON					3041
100 U KINGDOM		10802		195264	
344 ITALY				3391	
400 U STATES		6001		40536	
		16803		239191	
COTTON FABRIC BILLIARD CLOTH	LB				3042
400 U STATES			418	397	
			418	397	
SAILCLOTH EGYPTIAN COTTON	LB				3043
100 U KINGDOM	117	358	7045	16707	
400 U STATES			103	493	
	117	358	7148	17200	
FILTER CLOTH FOR MINING	LB				3044
100 U KINGDOM			2138	3083	
400 U STATES			1914	2245	
			4052	5328	
COTTON FABRIC KNITTED	LB				3045
100 U KINGDOM	8571	15186	161130	250827	
400 U STATES	1163	1930	7861	19798	
	9734	17116	168991	270625	
COTTON SHADOW CRETONNES	LB				3046
100 U KINGDOM	630	1505	5423	11164	
400 U STATES	1024	509	5736	6203	
	1654	2014	11159	17367	
COTTON GABARDINES	LB				3047
100 U KINGDOM	4958	9042	72006	166083	
306 BELGIUM	2470	3719	7236	10460	
400 U STATES	3616	5195	57219	91951	
	11044	17956	136461	268494	
COTTON FABRICS 80 TO 99 COUNT	LB				3048
100 U KINGDOM	1452	6670	16497	59025	
400 U STATES	12	21	2233	2796	
	1464	6691	18730	61821	
COTTON FABRICS CUT WEFT PILE	LB				3049
100 U KINGDOM	100490	251430	605101	1479262	
306 BELGIUM			2308	3294	
317 CZECHO S	4615	9425	62292	135655	
327 FRANCE	1275	2866	5849	12889	
335 GERMANY			5	14	
344 ITALY	4409	9497	14122	38421	
347 JAPAN	61570	85250	770796	1062600	
354 NETHRLNDS	4770	10799	58183	133477	
400 U STATES	112664	227306	371364	775835	
	289793	596573	1890020	3641447	
COTTON FABRICS FOR BOOK COVERS	LB				3050
100 U KINGDOM	6783	6112	50790	49952	
400 U STATES	4180	4107	49433	51595	
	10963	10219	100223	101547	
LACE NOT COLOURED FOR CLOTHING					3051
100 U KINGDOM		48508		639972	
231 HONG KONG		632		632	
234 AUSTRALIA				955	
305 AUSTRIA		3518		130615	
306 BELGIUM				1353	
313 CHINA				1144	
317 CZECHO S		1310		33648	
327 FRANCE		49310		435159	
335 GERMANY		539		5164	
376 SWITZRLNO		8480		142136	
400 U STATES		43901		255417	
		156198		1646195	
LACE COLOURED FOR CLOTHING	LB				3052
100 U KINGDOM	4892	31001	37129	237387	
305 AUSTRIA			1529	14232	
306 BELGIUM			50	413	
317 CZECHO S			1702	9468	
327 FRANCE	3240	20760	28710	194893	
335 GERMANY	237	760	991	3131	
376 SWITZRLNO	135	1166	1517	13267	
400 U STATES	2620	13453	10274	60336	
	11124	67140	81902	533127	
EMBROIDERIES COTTON N O P	LB				3053
100 U KINGDOM	440	1296	2046	8391	
215 INDIA	307	1981	730	5187	
305 AUSTRIA			4165	28645	
306 BELGIUM			114	326	
327 FRANCE	86	394	1130	6738	
335 GERMANY	14	103	265	1171	

## IMPORTS INTO CANADA FOR CONSUMPTION

Articles and Countries from which Imported	MONTH OF OCTOBER 1950		TEN MONTHS ENDED OCTOBER 1950		Class Number
	Quantities	Values (\$)	Quantities	Values (\$)	
354 NETHRLNDS			108	568	
367 AZORES	1	18	96	609	
376 SWITZRLND	1277	12000	13653	110938	
400 U STATES	167	767	7838	28723	
	2292	16559	30145	191296	
LACE BOBBINET NETS COTTON NOP	L B				3054
100 U KINGDOM	3257	10091	47724	165442	
215 INDIA	193	1617	3368	28138	
231 HONG KONG	99	795	1283	7366	
305 AUSTRIA	176	1465	799	5650	
306 BELGIUM	8	200	521	5155	
313 CHINA	390	1141	1903	10539	
317 CZECHO S	26	400	38	440	
327 FRANCE	178	2168	5771	45719	
335 GERMANY			491	1973	
347 JAPAN			1556	1518	
354 NETHRLNDS			554	2887	
376 SWITZRLND		1016	5624	42344	
400 U STATES	500	1772	10197	25738	
	4934	20665	79829	342909	
WHITE COTTON BOBBINET PLAIN	V D				3055
100 U KINGDOM	8628	3544	88278	42742	
	8628	3544	88278	42742	
GLOVES COTTON	D Z PR				3064
100 U KINGDOM	5708	40430	48176	339961	
231 HONG KONG			50	348	
232 MALTA			58	410	
306 BELGIUM			45	591	
313 CHINA			3928	12401	
317 CZECHO S	3926	19442	17377	96168	
327 FRANCE	1225	7108	6835	46194	
335 GERMANY			1150	5821	
344 ITALY	43	264	8167	44832	
347 JAPAN	846	2555	12302	26224	
354 NETHRLNDS	30	157	505	2652	
400 U STATES	26	56	1178	3100	
	11804	70012	99771	578702	
SOCKS AND STOCKING COTTON	D Z PR				3065
100 U KINGDOM	5224	26425	72780	281656	
327 FRANCE	8	147	71	1091	
400 U STATES	788	4451	14141	45504	
	6020	31023	86992	328251	
SHIRTS COTTON NOT KNITTED	L B				3066
100 U KINGDOM	150	778	12336	48365	
347 JAPAN			263197	112373	
400 U STATES	829	2355	25765	64703	
	979	3133	301298	225441	
UNOERWEAR COTTON KNITTED	L B				3067
100 U KINGDOM	12964	22670	181014	321906	
376 SWITZRLND			128	816	
400 U STATES	2403	4687	39123	77461	
	15367	27357	220265	400183	
COTTON CLOTHING M O P	L B				3068
100 U KINGDOM	5105	14390	51979	141918	
231 HONG KONG	2	24	2	24	
306 BELGIUM	176	347	466	917	
327 FRANCE	29	318	590	6214	
337 GUATEMALA			12	54	
340 HUNGARY			98	1516	
344 ITALY			12	68	
347 JAPAN			69998	40004	
352 MEXICO	52	380	222	1656	
354 NETHRLNDS			30	126	
364 PHIL			18	327	
367 AZORES	248	1541	10501	45693	
376 SWITZRLND	410	3035	2166	18554	
384 P RICO			116	612	
400 U STATES	5538	20769	213986	195637	
	11560	40804	350196	453320	
DRESSES COTTON WOMEN CHILDREN	L B				3069
100 U KINGDOM	337	1018	4661	28654	
327 FRANCE	32	367	359	7266	
367 AZORES	815	6497	3251	24550	
375 SWEDEN			44	710	
376 SWITZRLND			70	655	
400 U STATES	2816	10859	28614	164873	
	4000	18741	36999	226708	
SMOCKS AND OVERALLS COTTON MEN	L B				3070
100 U KINGDOM			3635	4364	
335 GERMANY			35578	4344	
400 U STATES	305	538	3496	5953	
	305	538	42709	14661	
RAINCOATS WATERPROOFED COTTON	N O				3071
100 U KINGDOM	196	2589	9897	111715	
400 U STATES	13	177	783	3052	
	209	2766	10680	114767	
BAGS COTTON	L B				3082
100 U KINGDOM			1904	1655	
400 U STATES	9030	6705	112630	93582	
	9030	6705	114534	95237	
BELTING OF COTTON					3083
100 U KINGDOM		5042		45035	
400 U STATES		20937		177938	
		25979		222973	
BLANKETS OF COTTON	L B				3084
100 U KINGDOM	5	16	27906	22733	
335 GERMANY	27598	19985	104258	73760	



Articles and Countries from which Imported	MONTH OF OCTOBER 1950		TEN MONTHS ENDED OCTOBER 1950		Class Number
	Quantities	Values (\$)	Quantities	Values (\$)	
400 U STATES	213	265	11972	12276	
TAPE AND WEBBING	27816	20266	144136	108769	3085
HODK AND EYE	LB				
100 U KINGDOM	170	233	428	901	
306 BELGIUM	86	410	1184	3701	
400 U STATES	256	643	1612	4602	
BRAIDED WICK FOR CANDLES					3086
100 U KINGDOM		1001		4209	
400 U STATES		3414		19200	
		4415		23409	
CURTAINS COTTON N O P	LB				3087
100 U KINGDOM	1311	3005	25757	49744	
306 BELGIUM	67	132	186	341	
327 FRANCE			235	809	
376 SWITZRLND	435	1799	1399	7157	
400 U STATES	2253	5395	15533	33434	
	4066	10331	43110	91485	
TABLE AND TRAY CLOTHS COTTON	LB				3088
100 U KINGDOM	22497	55876	199674	443654	
215 INDIA			487	1894	
231 HONG KONG	4627	8748	29594	68533	
305 AUSTRIA			2979	17112	
306 BELGIUM	1421	2639	4219	7663	
313 CHINA	8732	16287	101435	202611	
327 FRANCE			117	1280	
344 ITALY			112	492	
347 JAPAN	1874	1940	29198	35462	
352 MEXICO	3	78	45	175	
354 NETHRLNDS	99	476	3532	8070	
367 AZORES	58	889	3937	24261	
373 CANARY IS	120	381	120	381	
376 SWITZRLND	1674	11793	5294	39163	
400 U STATES	7742	13943	78168	126854	
	48847	113050	452911	977605	
DUCK SEAMLESS COTTON FOR HOSE					3089
400 U STATES		35294		224267	
		35294		224267	
FRINGES AND TASSELS COTTON	LB				3090
100 U KINGDOM			8	31	
317 CZECHO S	741	1451	741	1451	
400 U STATES	192	285	2542	5299	
	933	1736	3291	6781	
HANDKERCHIEFS COTTON	LB				3091
100 U KINGDOM	23523	82152	201598	711472	
231 HONG KONG	800	2204	10895	17314	
305 AUSTRIA	25	215	67	522	
313 CHINA			250	768	
317 CZECHO S	1518	4418	2706	9007	
327 FRANCE	12	175	201	1713	
344 ITALY	12	56	512	1961	
347 JAPAN	10886	15791	122691	147279	
367 AZORES	4	72	465	4883	
376 SWITZRLND	4440	54368	17823	234433	
400 U STATES	643	4953	3650	16788	
	41863	164404	360858	1146140	
LADDER TAPES FOR BLINDS					3092
100 U KINGDOM		23100		203520	
400 U STATES		844		3916	
		23944		207436	
MANTLE STOCKING FOR GAS LIGHT					3093
400 U STATES				120	
				120	
QUILTS COUNTERPANES COTTON	LB				3094
100 U KINGDOM	3935	5131	54686	72476	
215 INDIA			150	400	
231 HONG KONG			40	77	
306 BELGIUM	6875	6103	44595	43242	
313 CHINA			1329	2620	
327 FRANCE			176	544	
347 JAPAN	1760	1669	28227	25481	
354 NETHRLNDS			6	11	
367 AZORES			874	3338	
376 SWITZRLND			64	621	
400 U STATES	23826	32123	308487	380376	
	36396	45026	438634	529186	
SHEETS COTTON	LB				3095
100 U KINGDOM	1820	2096	12470	16396	
306 BELGIUM			50	126	
313 CHINA			547	1729	
367 AZORES			2740	8900	
400 U STATES	29582	39570	309329	388426	
	31402	41666	325136	415577	
TOWELS COTTON	LB				3096
100 U KINGDOM	4866	5877	53065	57922	
231 HONG KONG	160	101	737	813	
306 BELGIUM			25	47	
313 CHINA			70	479	
344 ITALY			126	488	
347 JAPAN	20295	15247	147490	106883	
367 AZORES			628	4651	
373 CANARY IS			346	1414	
400 U STATES	25463	32970	201452	259230	
	50784	54195	403939	431927	
COTTON MANUFACTURES N O P	LB				3097
100 U KINGDOM	11524	19698	99802	138168	
215 INDIA			73	157	
231 HONG KONG	6	63	203	698	

## IMPORTS INTO CANADA FOR CONSUMPTION

Articles and Countries from which Imported	MONTH OF OCTOBER 1950		TEN MONTHS ENDED OCTOBER 1950		Class Number
	Quantities	Values (\$)	Quantities	Values (\$)	
306 BELGIUM	786	1101	17069	20814	
313 CHINA	651	1075	1330	2577	
318 DENMARK			248	401	
327 FRANCE			116	412	
335 GERMANY	15	142	93	951	
344 ITALY			534	542	
347 JAPAN	2352	1679	9184	7026	
354 NETHRLNDS			99	228	
367 AZORES	50	558	840	4300	
376 SWITZRLNO	10	185	443	3350	
400 U STATES	12997	22276	180179	301200	
	28391	46777	310213	480824	
WASH CLOTHS BATH MATS COTTON	LB				3098
100 U KINGDOM	781	1697	3086	4876	
317 CZECHO S	1663	2167	1663	2167	
347 JAPAN	1666	2154	44362	39469	
400 U STATES	1570	2600	19578	24713	
	5680	8618	68689	71225	
PILLOW CASES COTTON	LB				3100
100 U KINGDOM	9530	15849	57520	93433	
231 HONG KONG	1653	2628	8367	15907	
313 CHINA	13500	18499	116644	161492	
327 FRANCE			26	59	
347 JAPAN			17570	24819	
366 PORTUGAL			118	700	
367 AZORES	1370	4783	22072	76270	
373 CANARY IS	110	225	798	1549	
376 SWITZRLNO			18	475	
400 U STATES	2629	4973	48593	71176	
	28792	46957	271726	445880	
FLAX FIBRE AND TOW	CWT				3111
306 BELGIUM	328	10087	2578	98880	
400 U STATES	1	43	269	16663	
	329	10130	2847	115543	
HEMP DRESSED OR UNDESSED	CWT				3112
344 ITALY			546	16296	
400 U STATES			1542	37589	
			2088	53885	
JUTE AND JUTE BUTTS	CWT				3113
100 U KINGDOM			220	2784	
215 INDIA			12469	210051	
216 PAKISTAN	1205	21699	47052	720930	
400 U STATES	873	17952	5763	83870	
	2078	39651	65504	1017635	
OAKUM OF FLAX HEMP OR JUTE	CWT				3114
100 U KINGDOM	63	815	422	5841	
354 NETHRLNDS	1176	9383	6810	52657	
400 U STATES	2867	50979	16201	277476	
	4106	61177	23433	335974	
BATTS WADDING VEGETABLE FIBRES	LB				3115
400 U STATES			3563	2138	
			3563	2138	
YARNS JUTE SINGLES N O P	LB				3121
100 U KINGDOM	23280	5570	241407	51772	
215 INDIA			475788	109862	
	23280	5570	717195	161634	
YARNS VEGETABLE FIBRE SINGLES	LB				3122
100 U KINGDOM	4635	2082	88953	31316	
327 FRANCE			721	1199	
344 ITALY			10297	4239	
400 U STATES			5288	3436	
	4635	2082	105259	40190	
YARNS CORDS TWINE OF JUTE N O P	LB				3123
100 U KINGDOM	23394	6026	141373	36275	
400 U STATES	5251	1396	10996	4057	
	28645	7422	152369	40332	
YARNS CORDS TWINE VEG FIB N O P	LB				3124
100 U KINGDOM	26274	8639	431817	144012	
231 HONG KONG	1940	612	3340	1305	
306 BELGIUM			10371	2760	
344 ITALY			440	431	
352 MEXICO	59838	10026	218163	34052	
389 IRELAND			46929	10928	
400 U STATES	9487	4235	63510	37816	
	97539	23512	774570	231304	
LINEN THREAD FOR SEWING	LB				3125
100 U KINGDOM	20858	33910	174656	293290	
400 U STATES	237	628	1731	4779	
	21095	34538	176387	298069	
YARNS VEG FIBRE FOR WEAVING	LB				3126
100 U KINGDOM	63947	34527	392856	212461	
215 INDIA			446602	112576	
306 BELGIUM	7333	5362	88078	31485	
344 ITALY			4275	2404	
400 U STATES	5110	3609	19962	14837	
	76390	43498	951773	373763	
CANVAS TWINE OF FLAX FOR SAILS					3131
100 U KINGDOM				1534	
				1534	
FABRICS CHIEFLY FLAX OR HEMP	LB				3132
100 U KINGDOM	64669	100200	510551	823457	
306 BELGIUM			1044	1926	
317 CZECHO S	335	611	12081	10384	
318 DENMARK	137	394	1588	2972	
344 ITALY	582	1818	5726	21958	
365 POLAND	6861	5394	15123	11629	

IMPORTS INTO CANADA FOR CONSUMPTION

Articles and Countries from which Imported	MONTH OF OCTOBER 1950		TEN MONTHS ENDED OCTOBER 1950		Class Number
	Quantities	Values (\$)	Quantities	Values (\$)	
400 U STATES	300	928	6057	11808	
FABRICS JUTE UNBLEACHED N D P	72884	109345	552170	884134	3134
100 U KINGDOM	128152	30964	1425510	359043	
215 INDIA	7928821	1126605	74635025	10531839	
306 BELGIUM	1210000	155364	5647000	777274	
317 CZECHO S			401726	78580	
335 GERMANY	20000	4350	794000	128153	
344 ITALY			220000	44203	
400 U STATES	45752	3360	2795722	453761	
FABRICS OF JUTE N O P	9332725	1320643	85918983	12372853	3135
100 U KINGDOM	15030	3865	115124	29577	
400 U STATES	220	106	2224	1644	
FABRIC JUTE 12INS WIDE OR LESS	15250	3971	118048	31221	3136
215 INDIA		10266		56159	
400 U STATES		326		576	
FAB VEG FIB 12INS WIDE OR LESS		10592		56735	3137
100 U KINGDOM		31175		206741	
317 CZECHO S				2510	
327 FRANCE		50		1442	
335 GERMANY		395		5965	
347 JAPAN				3939	
354 NETHRLNDS				204	
400 U STATES		47445		260673	
FABRICS VEG FIBRE N O P CUT PILE	79065			481474	3138
100 U KINGDOM	28298	10999	116066	40586	
306 BELGIUM	1784	571	3919	1334	
327 FRANCE	157	340	157	340	
400 U STATES	1133	1090	13815	18549	
TOWELLING TABLE CLOTHS IN WEB	31372	13000	133957	60809	3139
100 U KINGDOM	9889	13740	85203	115910	
317 CZECHO S	4506	3763	14261	12258	
347 JAPAN			479	488	
365 POLAND	4422	3430	58556	47102	
400 U STATES	31	146	1049	1310	
WOVEN DRESS LINENS	18848	21079	159548	177068	3140
100 U KINGDOM			65	313	
CLOTHING VEGETABLE FIBRES NDP			65	313	3162
100 U KINGDOM	31	120	5596	21816	
327 FRANCE	2	38	102	3131	
344 ITALY			370	910	
367 AZORES			136	1060	
376 SWITZRLND			149	2532	
400 U STATES	229	845	4024	10773	
BAGS OF HEMP LINEN JUTE SISAL	262	1003	10377	40222	3171
100 U KINGDOM				19097	
215 INDIA				273701	
309 BRAZIL				643	
344 ITALY				557	
400 U STATES		1618		516613	
CARPETING RUGS HEMP JUTE SISAL				810611	3172
100 U KINGDOM		1548		54366	
215 INDIA		420		1906	
306 BELGIUM				704	
354 NETHRLNDS				331	
400 U STATES		88		2603	
QUILTS BATH MATS VEG FIBRE N O P		2056		59910	3173
100 U KINGDOM			180	371	
344 ITALY	40	50	20117	17605	
347 JAPAN	10960	8438	116587	91560	
400 U STATES	55	60	2975	3807	
FIRE HOSE LINEN	11055	8548	139859	113343	3174
100 U KINGDOM		1830		132569	
400 U STATES		60		35078	
HANDKERCHIEFS FLAX OR HEMP		1890		167647	3175
100 U KINGDOM	18365	97706	111877	566372	
231 HONG KONG	147	2300	5250	62346	
313 CHINA	1019	13634	4416	41133	
327 FRANCE	47	662	365	3380	
344 ITALY			17	1740	
367 AZORES	127	2447	233	4658	
376 SWITZRLND	790	16037	2954	61016	
400 U STATES	108	585	219	2386	
SAILS FOR BOATS AND SHIPS	20603	133371	125331	743031	3176
100 U KINGDOM		569		22446	
400 U STATES				1644	
TOWELS GLASS CLOTHS CRASH HUCK		569		24090	3177
100 U KINGDOM	17635	27188	154649	232979	
317 CZECHO S	668	709	5705	5991	
347 JAPAN			608	2147	
365 POLAND			1444	1216	

## IMPORTS INTO CANADA FOR CONSUMPTION

Articles and Countries from which Imported	MONTH OF OCTOBER 1950		TEN MONTHS ENDED OCTOBER 1950		Class Number
	Quantities	Values (\$)	Quantities	Values (\$)	
367 AZORES			12	196	
400 U STATES	256	382	649	1009	
	18559	28279	163067	243538	
<b>SHEETS TABLECLOTHS TOWELS FLAX</b>	<b>LB</b>				<b>3178</b>
100 U KINGDOM	48126	131214	320411	865438	
231 HONG KONG	524	3751	10112	65603	
306 BELGIUM	2315	6064	5405	12769	
313 CHINA	89	498	4390	21135	
317 CZECHO S	787	690	14051	13997	
327 FRANCE	36	170	140	876	
344 ITALY	207	1767	848	3410	
347 JAPAN	6119	4822	182362	154552	
354 NETHRLNDS	1362	1889	2067	2845	
365 POLAND			1578	1281	
367 AZORES	1292	9687	13881	98612	
373 CANARY IS			831	3094	
376 SWITZRLND	71	645	160	1151	
388 YUGO SLAV			300	1020	
400 U STATES	88	240	4263	10359	
	61016	161437	560799	1256142	
<b>JUTE MANUFACTURES N O P</b>					<b>3179</b>
100 U KINGDOM		45		9862	
400 U STATES		3507		6958	
		3552		16820	
<b>VEGETABLE FIBRE MFRS N O P</b>	<b>LB</b>				<b>3180</b>
100 U KINGDOM	19630	36970	181068	287421	
215 INDIA			387	348	
216 PAKISTAN	116	102	761	2603	
231 HONG KONG	41	461	668	4147	
306 BELGIUM	643	1159	3116	6237	
313 CHINA	35	192	242	1428	
317 CZECHO S			620	501	
327 FRANCE	251	469	782	1970	
335 GERMANY			2671	1288	
344 ITALY	22	49	26552	37075	
347 JAPAN	30655	24788	542406	407260	
354 NETHRLNDS	825	1253	6001	9881	
366 PORTUGAL	2026	2704	2026	2704	
367 AZORES	48	340	855	5873	
375 SWEDEN			22	27	
376 SWITZRLND	107	864	961	7522	
400 U STATES	25877	42029	290397	429427	
	80276	111380	1059535	1205712	
<b>RAW SILK AND CDCODNS</b>	<b>LB</b>				<b>3201</b>
347 JAPAN	1328	3700	11237	31887	
400 U STATES	12577	47184	95068	311575	
	13905	50884	106305	343462	
<b>GARNETTED SILK WASTES</b>	<b>LB</b>				<b>3202</b>
400 U STATES			1671	1592	
			1671	1592	
<b>YARNS THROWN SILK IN THE GUM</b>	<b>LB</b>				<b>3211</b>
400 U STATES			238	1407	
			238	1407	
<b>YARNS SINGLE SPUN SILK N O P</b>	<b>LB</b>				<b>3212</b>
400 U STATES	3	23	1654	5003	
	3	23	1654	5003	
<b>THREADS CORDS TWIST SILK N O P</b>					<b>3213</b>
100 U KINGDOM		882		3942	
347 JAPAN				437	
400 U STATES		1979		11804	
		2861		16183	
<b>YARN SILK FOR KNITTING WEAVING</b>	<b>LB</b>				<b>3214</b>
<b>YARNS SILK METALLIC COVERED</b>					<b>3215</b>
<b>YARNS SILK N O P</b>					<b>3216</b>
100 U KINGDOM		259		2155	
400 U STATES		18		864	
		277		3019	
<b>BOLTING CLOTH NOT MADE UP</b>					<b>3221</b>
100 U KINGDOM				791	
347 JAPAN		129		4047	
376 SWITZRLND		735		3064	
400 U STATES		9408		85634	
		10272		93536	
<b>KNITTED FABRICS SILK</b>	<b>LB</b>				<b>3222</b>
100 U KINGDOM			110	580	
			110	580	
<b>FABRICS SILK 20 IN UNFINISHED</b>	<b>YD</b>				<b>3223</b>
<b>FABRICS SILK N O P</b>	<b>YD</b>				<b>3224</b>
100 U KINGDOM	502	1979	12731	33532	
231 HONG KONG	2148	1476	4429	3575	
313 CHINA			2468	2619	
327 FRANCE	1471	3092	18628	29485	
344 ITALY	1925	6813	18036	61964	
347 JAPAN	28703	20935	102879	69172	
376 SWITZRLND	1690	6004	23837	55205	
400 U STATES	14970	25846	130352	207639	
	51409	66145	313360	463191	
<b>FABRICS SILK 26 INCHES OR LESS</b>	<b>YD</b>				<b>3225</b>
100 U KINGDOM	435	1781	3783	13470	
327 FRANCE	170	204	903	1031	
344 ITALY	331	1117	504	1769	
400 U STATES			48	149	
	936	3102	5238	16419	

IMPORTS INTO CANADA FOR CONSUMPTION

Articles and Countries from which Imported	MONTH OF OCTOBER 1950		TEN MONTHS ENDED OCTOBER 1950		Class Number
	Quantities	Values (\$)	Quantities	Values (\$)	
RIBBONS SILK UNDER 12 INCHES					3228
100 U KINGDOM		509		2967	
327 FRANCE		149		3433	
376 SWITZRLND				408	
400 U STATES		4353		10293	
		5011		17101	
FABRICS SILK FOR NECKWEAR					3229
100 U KINGDOM		3149		78115	
327 FRANCE		2039		9436	
335 GERMANY		1813		7399	
344 ITALY		3198		49817	
347 JAPAN		82607		596729	
376 SWITZRLND		1828		64055	
400 U STATES		242252		1850401	
		336886		2655952	
UMBRELLA COVERING FABRICS					3230
100 U KINGDOM				587	
317 CZECHO S				4757	
327 FRANCE		771		18697	
344 ITALY				323	
354 NETHRLNDS				310	
376 SWITZRLND		5725		46951	
400 U STATES		19890		130936	
		26386		202561	
FABRICS PILE SILK DR SYNTHETIC	YD				3232
100 U KINGDOM	25352	26710	150885	149940	
306 BELGIUM	1026	1617	85520	135048	
317 CZECHO S			126	199	
327 FRANCE	45941	51319	105958	132062	
335 GERMANY	1747	4194	8467	23476	
344 ITALY	186	678	3470	5732	
400 U STATES	64991	126909	485233	910272	
	139243	211427	839659	1356729	
SOCKS AND STOCKINGS SILK	DZ PR				3244
100 U KINGDOM	83	1850	295	5206	
327 FRANCE			2	34	
400 U STATES	49	1084	362	10697	
	132	2934	659	15937	
UNDERWEAR SILK KNITTED	LB				3245
100 U KINGDOM	5	180	116	1846	
400 U STATES			61	623	
	5	180	177	2469	
CLOTHING SILK N O P	OZ				3246
100 U KINGDOM	11682	16579	89640	133069	
231 HONG KONG	706	404	8807	5401	
306 BELGIUM			205	388	
313 CHINA			816	375	
327 FRANCE	1846	2044	7224	10489	
344 ITALY	2221	3535	25162	25689	
347 JAPAN	80	10	454	440	
376 SWITZRLND	4641	5393	9844	12137	
389 IRELAND			630	647	
400 U STATES	17679	12343	44204	39642	
	38855	40308	186986	228277	
DRESSES SILK WOMENS CHILDRENS	OZ				3247
100 U KINGDOM	284	426	5431	13701	
231 HONG KONG	1992	1306	2230	1953	
327 FRANCE	123	141	5039	29475	
344 ITALY	914	1382	7303	9408	
375 SWEDEN	474	770	4283	7207	
376 SWITZRLND	48	321	972	2491	
400 U STATES	3623	10453	56736	87292	
	7458	14799	81994	151527	
CLOTHING SILK WDMENS CHILDRENS	OZ				3248
100 U KINGDOM	1713	3527	19021	38123	
215 INDIA			496	806	
231 HONG KONG	7238	3492	53083	32106	
306 BELGIUM			1117	3110	
313 CHINA	182	181	23777	13369	
327 FRANCE	5288	8080	19565	38687	
344 ITALY	10306	17895	91220	130422	
347 JAPAN	9394	4718	100461	59114	
367 AZORES			128	127	
376 SWITZRLND	1008	707	7792	10993	
400 U STATES	15274	18312	55188	61528	
	50403	56912	371848	388385	
HANDKERCHIEFS SILK	DZ				3251
100 U KINGDOM	103	198	2293	4511	
231 HONG KONG			381	395	
327 FRANCE	31	150	272	860	
344 ITALY			984	2179	
347 JAPAN			4751	2912	
376 SWITZRLND	7	42	113	275	
400 U STATES			144	182	
	141	390	8938	11314	
SILK MANUFACTURES N O P	OZ				3252
100 U KINGDOM	109	131	10003	8443	
231 HONG KONG	44	36	2758	1735	
313 CHINA			4768	1423	
327 FRANCE	579	984	1669	1832	
335 GERMANY	432	462	432	462	
344 ITALY	922	784	3264	3197	
347 JAPAN	483	336	26387	9004	
376 SWITZRLND			20	54	
400 U STATES	2788	2182	11141	8109	
	5357	4915	60442	34259	

## IMPORTS INTO CANADA FOR CONSUMPTION

Articles and Countries from which Imported	MONTH OF OCTOBER 1950		TEN MONTHS ENDED OCTOBER 1950		Class Number
	Quantities	Values (\$)	Quantities	Values (\$)	
<b>WOOL IN THE GREASE</b>	LB				3261
100 U KINGDOM	65334	61142	898937	630012	
207 UN SD AFR			15913	13963	
215 INDIA			342951	208790	
216 PAKISTAN			65195	51396	
234 AUSTRALIA	18845	14482	3275852	2611095	
236 NEW ZEAL	221981	166386	5794836	3041649	
304 ARGENTINA			270357	226229	
354 NETHRLNDS			28309	26163	
379 TURKEY			165300	84115	
386 URUGUAY	104162	143851	385198	534413	
389 IRELAND	41314	26155	41314	26155	
400 U STATES			265625	180848	
	451636	412016	11549787	7634828	
<b>WOOL WASHED OR SCOURED</b>	LB				3262
100 U KINGDOM	182526	219401	2339143	1903118	
207 UN SD AFR	27576	16893	794601	444645	
215 INDIA	99994	89336	405468	268949	
216 PAKISTAN	216251	186282	584877	414023	
234 AUSTRALIA	576169	494434	8021379	6450918	
236 NEW ZEAL	605	669	2391488	1440261	
304 ARGENTINA			247402	197565	
306 BELGIUM			1228	2294	
366 PORTUGAL	9905	8580	51982	35326	
386 URUGUAY			180180	180760	
400 U STATES	97823	114742	417159	393490	
	1210849	1130337	15434907	11731349	
<b>WOOL PULLED OR SLIPED</b>	LB				3263
100 U KINGDOM	40972	43844	271978	258253	
215 INDIA			23520	5853	
234 AUSTRALIA			88956	85437	
236 NEW ZEAL	45510	40977	1249228	837004	
	86482	84821	1633682	1186547	
<b>HAIR OF CAMEL ALPACA GOAT</b>	LB				3264
100 U KINGDOM			90000	85568	
327 FRANCE			3302	20166	
363 PERU			3582	2843	
400 U STATES	18842	32160	87344	178725	
	18842	32160	184228	287302	
<b>NOILS WOOL</b>	LB				3265
100 U KINGDOM	27563	43652	255526	289681	
234 AUSTRALIA	28906	27328	57950	45492	
236 NEW ZEAL			22632	16230	
306 BELGIUM	6475	8807	23553	28780	
386 URUGUAY			5876	4742	
400 U STATES	9379	15745	89668	93933	
	72323	95532	455205	478858	
<b>WORSTED TOPS</b>	LB				3266
100 U KINGDOM	1521381	3394500	12363327	19980794	
231 HONG KONG			29497	50939	
234 AUSTRALIA	31156	51311	641154	1052726	
304 ARGENTINA			7556	13475	
309 BRAZIL			1188	1615	
386 URUGUAY	14547	31827	189211	261024	
400 U STATES	583	902	181695	307262	
	1567667	3478540	13413628	21667835	
<b>GARNETTED WOOL WASTE</b>	LB				3267
100 U KINGDOM			87819	98611	
234 AUSTRALIA			16905	10879	
306 BELGIUM			26085	28825	
400 U STATES			158993	143015	
			289802	281330	
<b>YARNS WOOL N O P</b>	LB				3271
100 U KINGDOM	19334	63877	154172	426768	
234 AUSTRALIA	198	436	198	436	
306 BELGIUM			4812	13644	
327 FRANCE	10163	34226	31649	137653	
335 GERMANY	115	310	295	780	
344 ITALY			82	316	
400 U STATES	213	986	1929	9878	
	30023	99835	193137	589475	
<b>YARNS OR WARPS WOOL FOR MFRERS</b>	LB				3272
100 U KINGDOM	122090	296008	965239	2054603	
305 AUSTRIA	1818	4964	1818	4964	
306 BELGIUM	10528	27948	142635	340550	
317 CZECHO S	25000	64750	140214	312390	
327 FRANCE	48954	132095	179729	470712	
335 GERMANY			88244	206210	
344 ITALY			33049	63640	
400 U STATES	2392	10757	100421	268151	
	210782	536522	1651349	3721220	
<b>YARNS OR WARPS HAIR FOR MFRERS</b>	LB				3273
100 U KINGDOM	41164	41602	269025	281661	
400 U STATES			114253	79088	
	41164	41602	383278	360749	
<b>YARN MOHAIR FOR PILE FABRICS</b>	LB				3274
100 U KINGDOM	5114	8429	77074	109066	
400 U STATES			6082	21362	
	5114	8429	83156	130428	
<b>YARNS WOOL FOR 6 OZ FABRICS</b>	LB				3275
100 U KINGDOM	5836	11399	27770	48435	
	5836	11399	27770	48435	
<b>WOOL FAB IN GRAY OVR 4 TO 6 OZ</b>	LB				3281
100 U KINGDOM	15080	35052	134424	250560	
344 ITALY			16225	29939	
	15080	35052	150649	280499	

IMPORTS INTO CANADA FOR CONSUMPTION

Articles and Countries from which Imported	MONTH OF OCTOBER 1950		TEN MONTHS ENDED OCTOBER 1950		Class Number
	Quantities	Values (\$)	Quantities	Values (\$)	
WOOL FAB IN GRAY 4 OZ OR LESS 100 U KINGDOM	LB 37325	99988	308128	790167	3282
KNITTED FABRICS WOOL N O P 100 U KINGDOM	LB 1017	3601	43176	110016	3283
327 FRANCE	738	2322	71	318	
400 U STATES	1755	5923	7347	18871	
FLANNELS	LB 28864	79707	223182	540036	3284
100 U KINGDOM	20	156	308	1411	
327 FRANCE			44	247	
376 SWITZRLND			233	1013	
400 U STATES	28884	79863	223767	542707	
FELT CLOTH N O P	LB 1049	1736	8037	23438	3285
100 U KINGDOM	17	59	2980	9794	
400 U STATES	1066	1795	11017	33232	
OVERCOATINGS	LB 25200	64581	377522	824837	3286
100 U KINGDOM	31	155	405	1505	
317 CZECHO S			151	563	
327 FRANCE			461	1206	
354 NETHRLNDS	2216	7636	2216	7636	
365 POLANO			654	2817	
400 U STATES	27447	72372	381409	838564	
TWEEDS	LB 44086	88873	432824	864419	3287
100 U KINGDOM			332	436	
234 AUSTRALIA			1066	5481	
327 FRANCE	98	313	662	1167	
400 U STATES	44184	89186	434884	871503	
WORSTEDS AND BERGES	LB 605334	2068315	5738873	18446806	3288
100 U KINGDOM			1285	3445	
231 HONG KONG			33816	112317	
234 AUSTRALIA	585	2301	37936	179057	
306 BELGIUM	1013	5199	222104	848366	
317 CZECHO S	20636	87068	70920	362393	
327 FRANCE	7531	42077	2098	7894	
335 GERMANY	100	560	161464	619327	
344 ITALY	34589	131249	18338	58081	
354 NETHRLNDS	785	1734	993	4057	
360 ISRAEL	535	2185	12782	42642	
365 POLAND	1342	4661	1737	12497	
376 SWITZRLND	405	3235	35034	114110	
400 U STATES	3245	10420	6337380	20810992	
WOVEN FABRICS N O P WOOL	LB 73969	168552	679203	1473930	3289
100 U KINGDOM			60	177	
215 INDIA			1761	4626	
234 AUSTRALIA	1435	6605	7514	20327	
306 BELGIUM	4229	13050	33821	126222	
317 CZECHO S	547	4065	14409	81263	
327 FRANCE			42	127	
335 GERMANY	808	4511	2731	10557	
344 ITALY			2610	7364	
354 NETHRLNDS	215	1648	671	7432	
376 SWITZRLND	4380	11484	42005	112836	
400 U STATES	85583	209915	784827	1844861	
LUSTRES ITALIAN LININGS	LB 378	1375	8825	19651	3290
100 U KINGDOM			268	1061	
400 U STATES	378	1375	9093	20712	
WOOL FAB 12 INS WIDE OR LESS					3291
100 U KINGDOM		83		2628	
327 FRANCE		76		2771	
400 U STATES				1112	
WOOL FABRICS CUT PILE PLUSH	LB 7753	16649	131724	242733	3292
100 U KINGDOM			7002	10691	
306 BELGIUM			457	2300	
327 FRANCE			136	374	
335 GERMANY	978	3498	35529	81177	
400 U STATES	8731	20147	174848	337275	
BILLIARD CLOTH OF WOOL FABRIC	LB 3064	11155	30336	99937	3293
100 U KINGDOM			4694	14614	
306 BELGIUM			11	59	
400 U STATES	3064	11155	35041	114610	
MELTON CLOTH FOR TENNIS BALLS	LB		4213	8445	3294
100 U KINGDOM			4213	8445	
SLIPPER CLOTH FOR FOOTWEAR	LB				3295
FILTER PRESS CLOTH OF WOOL	LB		25	140	3296
400 U STATES			25	140	
CARPETS AXMINSTER IN ROLLS	SQ FT 233861	118519	2763927	1274682	3301
100 U KINGDOM	810	351	67577	29644	
306 BELGIUM			21837	9660	
317 CZECHO S			6399	2731	
327 FRANCE			27791	13193	
400 U STATES	234671	118870	2887531	1329910	

## IMPORTS INTO CANADA FOR CONSUMPTION

Articles and Countries from which imported	MONTH OF OCTOBER 1950		TEN MONTHS ENDED OCTOBER 1950		Class Number
	Quantities	Values (\$)	Quantities	Values (\$)	
CARPETS AXMINSTER SQUARES	80 FT				3302
100 U KINGDOM	101054	43135	2268374	842689	
306 BELGIUM			5629	2433	
372 SPAIN			700	1655	
400 U STATES	48	66	6783	9397	
	101102	43201	2281486	856174	
CARPET BRUSSELS WILTON IN ROLL	80 FT				3303
100 U KINGDOM	277416	177821	3554158	2021506	
306 BELGIUM	243093	119107	2070021	1099518	
317 CZECHO 8	4387	2470	54720	29213	
327 FRANCE	3069	1418	3069	1418	
335 GERMANY	5982	4176	29121	19153	
344 ITALY			14834	6541	
400 U STATES			14617	10157	
	533947	304992	5740540	3187506	
CARPET BRUSSELS WILTON SQUARES	80 FT				3304
100 U KINGDOM	57706	34556	512253	311683	
306 BELGIUM	45377	21460	277568	140138	
317 CZECHO 8	790	269	978	342	
344 ITALY			1039	941	
400 U STATES	216	156	8786	10479	
	104089	56441	800624	463583	
CARPETS INGRAIN IN ROLLS	80 FT				3305
100 U KINGDOM	5599	2954	55472	20334	
306 BELGIUM	18967	14663	151923	84041	
317 CZECHO 8			2200	1027	
335 GERMANY	3880	2835	3880	2835	
344 ITALY	843	410	41992	19519	
400 U STATES	1080	146	11070	5927	
	30369	21008	266537	133683	
CARPETS INGRAIN SQUARES	80 FT				3306
100 U KINGDOM	433	299	50720	18305	
215 INDIA	8217	1285	188528	32197	
306 BELGIUM	16624	5602	285997	109561	
313 CHINA			45029	15939	
317 CZECHO 8	9484	5029	13369	7480	
327 FRANCE			4626	2600	
344 ITALY			7881	3122	
400 U STATES			1614	1444	
	34758	12215	597764	190648	
CARPETS ORIENTAL	80 FT				3307
100 U KINGDOM	1840	1651	34033	26888	
215 INDIA	130648	140585	894165	890962	
216 PAKISTAN			120	1340	
231 HONG KONG	4321	7739	38777	25868	
306 BELGIUM			7600	2825	
310 BULGARIA			1343	4021	
313 CHINA	42547	22885	92637	63720	
322 EGYPT			1206	461	
327 FRANCE			97	945	
328 FR AFRICA			2156	2814	
342 IRAN			46707	102163	
344 ITALY			710	583	
347 JAPAN	2424	774	3288	1146	
377 SYRIA			756	928	
379 TURKEY			526	624	
400 U STATES	435	2474	9220	18325	
	182215	176108	1133341	1143683	
CARPETS TAPESTRY IN ROLLS	80 FT				3308
100 U KINGDOM	4766	1354	19748	5677	
327 FRANCE			7624	4671	
344 ITALY	5408	2645	22124	10553	
400 U STATES			3493	961	
	10174	3999	52989	21862	
CARPETS TAPESTRY SQUARES	80 FT				3309
100 U KINGDOM			6435	3077	
327 FRANCE			243	1067	
400 U STATES			174	301	
			6852	4445	
MATS HEARTH RUGS AND RUNNERS	80 FT				3310
100 U KINGDOM	3158	1833	303609	88420	
215 INDIA	50400	6370	72021	9264	
306 BELGIUM	3630	823	20651	5479	
344 ITALY			4294	1235	
400 U STATES	2180	1249	11917	5222	
	59368	10275	412492	109620	
SHAWLS WOOL	LB				3321
100 U KINGDOM	13	99	775	2886	
400 U STATES	2	22	12	94	
	15	121	787	2980	
SOCKS AND STOCKINGS WOOL	DZ PR				3322
100 U KINGDOM	33343	169270	332520	1589003	
306 BELGIUM			66	794	
359 NORWAY	37	242	37	242	
376 SWITZRLND	31	329	32	356	
400 U STATES	451	4137	751	6162	
	33862	173978	333406	1596557	
UNDERWEAR WOOL KNITTED	LB				3323
100 U KINGDOM	16635	54531	79426	253728	
234 AUSTRALIA			1148	2656	
376 SWITZRLND	208	1284	964	7709	
400 U STATES	53	291	1059	2877	
	16896	56106	82597	266970	
CLOTHING WOOL WOMENS CHILDRENS	LB				3324
100 U KINGDOM	7847	59072	127641	888982	
234 AUSTRALIA			45	268	



Articles and Countries from which Imported	MONTH OF OCTOBER 1950		TEN MONTHS ENDED OCTOBER 1950		Class Number
	Quantities	Values (\$)	Quantities	Values (\$)	
306 BELGIUM			77	1386	
327 FRANCE	153	2010	1789	55623	
344 ITALY			112	919	
352 MEXICO			18	92	
354 NETHRLNDS	24	273	1677	9380	
375 SWEOEN	11	189	419	5822	
376 SWITZRLND	109	697	210	1977	
389 IRELAND	36	539	900	8134	
400 U STATES	3149	46633	21079	229461	
	11529	109413	153967	1202044	
CLOTHING N O P WOOL	LB				3325
100 U KINGDOM	3873	28152	17263	114659	
306 BELGIUM			66	303	
317 CZECHO S	428	1923	1050	4639	
327 FRANCE	8	38	66	661	
352 MEXICO			35	264	
354 NETHRLNDS			45	407	
376 SWITZRLND			775	11507	
389 IRELAND			49	604	
400 U STATES	2337	8805	6169	26174	
	6646	38918	25518	159218	
CLOTHING WOOL MENS OUTERWEAR	LB				3326
100 U KINGDOM	18998	117372	168811	977112	
327 FRANCE	164	675	278	1615	
335 GERMANY			5270	1072	
344 ITALY			39	1363	
352 MEXICO	19	93	89	424	
354 NETHRLNDS			64	280	
376 SWITZRLND			15	130	
400 U STATES	3305	5382	40987	45744	
	22486	123522	215553	1027740	
BELTING OF CAMELS HAIR					3341
100 U KINGDOM				1589	
				1589	
BLANKETS N O P WOOL	LB				3342
100 U KINGDOM	44083	59791	496694	604947	
306 BELGIUM	105	306	509	1201	
354 NETHRLNDS			609	954	
400 U STATES	422	527	2588	4128	
	44610	60624	500400	611230	
FELT PRESSED	LB				3343
100 U KINGDOM	1296	2409	32979	52763	
317 CZECHO S			894	1502	
344 ITALY			240	1953	
400 U STATES	4295	8925	36553	69663	
	5591	11334	70666	125881	
RUGS RAILWAY STEAMER AND AUTO	LB				3344
100 U KINGDOM	1428	4043	33959	71821	
234 AUSTRALIA			15	62	
400 U STATES	30	35	1720	2659	
	1458	4078	35694	74542	
WOOL MANUFACTURES N O P	LB				3345
100 U KINGDOM	1192	4266	12211	37710	
231 HONG KONG	446	1140	446	1140	
305 AUSTRIA			145	896	
306 BELGIUM			405	800	
313 CHINA	650	1991	2166	7836	
327 FRANCE			23	403	
376 SWITZRLND	10	99	110	1900	
400 U STATES	2430	7086	31826	74417	
	4728	14582	47332	125102	
YARN SYNTHETIC ACETATE SINGLES	LB				3360
100 U KINGDOM	112061	89512	1055904	832352	
306 BELGIUM			2454	2213	
335 GERMANY			500	585	
344 ITALY			199	194	
400 U STATES	53452	53848	471860	466197	
	165513	143360	1530917	1301541	
YARNS SYNTHETIC SINGLES N O P	LB				3361
100 U KINGDOM	51129	41340	639806	459577	
306 BELGIUM	4626	3692	37193	36012	
327 FRANCE	1451	1242	3967	3148	
354 NETHRLNDS	24538	15785	295558	210857	
376 SWITZRLND	72964	43680	774504	486608	
400 U STATES	6247	7280	173251	149961	
	160955	113019	1924279	1346163	
YARNS THREADS SYNTHETIC N O P	LB				3362
100 U KINGDOM	15567	17813	209058	209793	
327 FRANCE			6677	12104	
344 ITALY	2729	2510	6828	6400	
347 JAPAN	600	511	600	511	
354 NETHRLNDS			58940	58922	
376 SWITZRLND			6903	8477	
400 U STATES	28126	34481	520752	575591	
	47022	55315	809758	871798	
YARN SYNTHETIC FOP PILE FABRIC	LB				3363
100 U KINGDOM	7764	10277	69550	71507	
400 U STATES			108	103	
	7764	10277	69658	71610	
YARNS SYNTHETIC ACETATE TWIST	LB				3364
100 U KINGDOM	153	358	3531	3732	
400 U STATES	1240	3367	28233	61735	
	1393	3725	31764	65467	
STAPLE FIBRES SYNTHETIC	LB				3365
100 U KINGDOM	59497	24724	596051	208681	
305 AUSTRIA	178442	51488	209446	59733	

## IMPORTS INTO CANADA FOR CONSUMPTION

Articles and Countries from which Imported	MONTH OF OCTOBER 1950		TEN MONTHS ENDED OCTOBER 1950		Class Number	
	Quantities	Values (\$)	Quantities	Values (\$)		
316 CUBA			199182	64928	3366	
335 GERMANY	17179	4869	58948	18096		
344 ITALY	70000	21955	309808	126131		
354 NETHRLNDS	176239	54634	935700	286967		
359 NORWAY			277386	78851		
376 SWITZRLND	1325	602	726867	209687		
400 U STATES	31358	20725	151508	74674		
	534040	178997	3464896	1127748		
TOPS OF SYNTHETIC FIBRES	LB				3366	
100 U KINGDOM	19569	9023	189144	71113		
335 GERMANY	8426	3557	8426	3557		
344 ITALY	20000	10134	20000	10134		
400 U STATES	49621	78597	62478	104434		
	97616	101311	280048	189238		
WASTE SHORT FIBRE SYNTHETIC	LB				3367	
100 U KINGDOM	27012	5004	340227	74305		
305 AUSTRIA	25065	7236	25065	7236		
306 BELGIUM			49	29		
400 U STATES	88143	50444	614653	246359		
	140220	62684	979994	327929		
YARNS FROM POLYAMIDES NYLON	LB				3368	
100 U KINGDOM	51	154	567	1823		
400 U STATES	2182	16681	23693	100061		
	2233	16835	24260	101884		
YARN SYNTHETIC FOR TIRE FABRIC	LB				3369	
316 CUBA	162348	98116	1414227	850102		
400 U STATES	368409	226938	2713015	1641399		
	530757	325054	4127242	2491501		
KNITTED FABRIC SYNTHETIC FIBRE	LB				3371	
100 U KINGDOM	6096	7995	100649	160707		
400 U STATES	5118	17451	39935	116544		
	11214	25446	140584	277251		
FABRICS SYNTHETIC FIBRE N O P	LB				3372	
100 U KINGDOM	48776	94412	748752	1428858		
215 INDIA			10	25		
306 BELGIUM	1649	3180	15506	23664		
327 FRANCE	4334	22394	26386	133017		
335 GERMANY	63	97	4286	8528		
344 ITALY	3240	10985	14677	53008		
347 JAPAN	2329	2988	14065	18355		
354 NETHRLNDS	1334	2362	5388	10868		
376 SWITZRLND	630	3450	11508	49623		
400 U STATES	174603	488144	1201872	3410914		
	236958	628012	2042450	5136860		
RIBBONS OF SYNTHETIC FIBRES						3373
100 U KINGDOM		5586		66422		
317 CZECHOS		5667		33923		
327 FRANCE		5053		67103		
344 ITALY				532		
347 JAPAN		3503		5123		
376 SWITZRLND		12734		103974		
400 U STATES		51772		357603		
		84315		634680		
GLOVES OF SYNTHETIC FIBRES	DZ PR				3380	
100 U KINGDOM	269	1783	7503	40978		
317 CZECHOS			3925	17371		
327 FRANCE	11	373	789	5611		
347 JAPAN	92	103	17048	28496		
400 U STATES	3	53	392	5571		
	375	2312	29657	98027		
SOCKS STOCKINGS SYNTHETIC FIBRE	DZ PR				3382	
100 U KINGDOM	767	3657	15374	36318		
327 FRANCE			12	191		
400 U STATES	716	8764	17865	131555		
	1483	12421	33251	168064		
CLOTHING OF SYNTH FIBRE N O P	OZ				3383	
100 U KINGDOM	27459	9621	677671	203842		
231 HONG KONG	1850	1121	4921	3366		
306 BELGIUM			371	186		
313 CHINA			128	105		
327 FRANCE	3094	2012	17660	12352		
344 ITALY	36	95	2959	2007		
347 JAPAN			80	138		
367 AZORES			188	268		
376 SWITZRLND	1740	998	9435	10229		
400 U STATES	104793	41467	1196924	394526		
	138972	55314	1910337	627019		
DRESSES SYNTH WOMENB CHILDRENS	OZ					3384
100 U KINGDOM	3055	2646	51681	41116		
327 FRANCE	639	1354	17205	40946		
375 SWEDEN	235	416	2231	5767		
376 SWITZRLND	487	755	2667	4653		
400 U STATES	214754	153056	990737	733672		
	219170	158227	1064521	826154		
UNDERWEAR KNITTED SYNTHETIC	LB				3385	
100 U KINGDOM	19749	43159	136657	338487		
376 SWITZRLND			97	679		
400 U STATES	2876	7092	15058	46880		
	22625	50251	151812	386046		
CURTAINS OF SYNTHETIC FIBRE	OZ				3390	
100 U KINGDOM	159670	19983	1443447	193103		
400 U STATES	292747	39508	1437830	238242		
	452417	59491	2881277	431345		
HANDKERCHIEFS SYNTHETIC FIBRE	OZ				3391	
100 U KINGDOM	285	188	1688	871		
327 FRANCE			1520	745		

Articles and Countries from which Imported	MONTH OF OCTOBER 1950		TEN MONTHS ENDED OCTOBER 1950		Class Number
	Quantities	Values (\$)	Quantities	Values (\$)	
376 SWITZRLND			196	102	
400 U STATES			775	503	
	285	188	4179	2221	
<b>SYNTHETIC FIBRE MANUFACTURERS NDP</b>	<b>02</b>				<b>3392</b>
100 U KINGDOM	52971	8369	664298	104460	
231 HONG KONG	114	39	1298	316	
306 BELGIUM			10928	1388	
327 FRANCE	604	879	19976	10214	
344 ITALY	15472	2102	38127	4554	
347 JAPAN			2080	337	
354 NETHRLNDS	452	339	11435	5126	
376 SWITZRLND	3360	659	10605	4124	
400 U STATES	205223	34200	1290125	253463	
	278196	46587	2048872	383982	
<b>SYNTH FIBRE FOR ELEC APPARATUS</b>					<b>3393</b>
100 U KINGDOM		1860		8471	
400 U STATES		876		18373	
		2736		26844	
<b>HAIR CLOTH</b>					<b>3401</b>
100 U KINGDOM		3089		34721	
400 U STATES		50		1982	
		3139		36703	
<b>FILTER PRESS CLOTH OF HAIR</b>					<b>3402</b>
<b>KAPDK</b>					<b>3411</b>
	<b>CWT</b>				
321 ECUADOR	251	11832	251	11832	
355 INDONESIA			551	22540	
400 U STATES	183	8703	1614	66490	
	434	20535	2416	100862	
<b>MANILA FIBRE</b>					<b>3412</b>
	<b>CWT</b>				
309 BRAZIL	881	28235	881	28235	
315 C RICA			1200	31898	
355 INDONESIA			2257	56968	
364 PHIL	4642	109749	38038	1002389	
400 U STATES	1127	24725	11490	304786	
	6650	162709	53866	1424276	
<b>SISAL ISTLE TAMPICO FIBRE</b>					<b>3413</b>
	<b>CWT</b>				
100 U KINGDOM			4243	67635	
203 B E AFR	3296	58961	42899	739310	
306 BELGIUM			11	331	
309 BRAZIL	21682	314675	97839	1442567	
312 CHILE			149	6309	
316 CUBA	550	6989	19604	250188	
338 HAITI	7230	121121	53983	944216	
352 MEXICO	34967	438528	185757	2329468	
368 PORT AFR			5319	108502	
387 VENEZUELA			551	7095	
400 U STATES	70	2286	59876	958847	
	67795	942560	470231	6854468	
<b>VEGETABLE FIBRE N O P</b>					<b>3414</b>
	<b>CWT</b>				
100 U KINGDOM			112	3928	
211 NIGERIA			23	296	
215 INDIA	56	449	419	3327	
231 HONG KONG	1	16	1	16	
304 ARGENTINA			10	101	
306 BELGIUM			796	15445	
309 BRAZIL	421	3952	579	6819	
313 CHINA	127	4199	127	4199	
352 MEXICO	1	29	11	316	
353 MOROCCO			1214	7361	
400 U STATES	3425	17151	17610	114233	
	4031	25796	20902	156041	
<b>GRASSES SEAWEED</b>					<b>3421</b>
	<b>MORBES BAGASSE</b>				
100 U KINGDOM		4849		11729	
231 HONG KONG		28		3844	
306 BELGIUM		380		769	
327 FRANCE				304	
347 JAPAN		1034		7156	
354 NETHRLNDS				234	
359 NORWAY				739	
400 U STATES		32832		238746	
		39123		263521	
<b>BINDER TWINE</b>					<b>3422</b>
	<b>CWT</b>				
100 U KINGDOM			10000	214999	
306 BELGIUM			660	13759	
352 MEXICO			10	137	
354 NETHRLNDS			510	9037	
400 U STATES			59	1394	
			11239	239326	
<b>COIR AND COIR YARN</b>					<b>3423</b>
	<b>CWT</b>				
100 U KINGDOM	224	3227	1496	16711	
215 INDIA	1192	13484	4180	43457	
221 B GUIANA			90	541	
400 U STATES	158	995	242	1908	
	1574	17706	6008	62617	
<b>MATS RUGS N O P OF COCOA FIBRE</b>					<b>3424</b>
	<b>80 YD</b>				
100 U KINGDOM			730	475	
215 INDIA	10275	6815	80821	49503	
354 NETHRLNDS			9880	10994	
400 U STATES			191	123	
	10275	6815	91622	61095	
<b>STRAW OR PAPER CARPETING RUGS</b>					<b>3425</b>
100 U KINGDOM		1339		8316	
224 JAMAICA				66	
231 HONG KONG		53		3924	
338 HAITI				1043	

## IMPORTS INTO CANADA FOR CONSUMPTION

Articles and Countries from which Imported	MONTH OF OCTOBER 1950		TEN MONTHS ENDED OCTOBER 1950		Class Number
	Quantities	Values (\$)	Quantities	Values (\$)	
344 ITALY				755	
347 JAPAN				31947	
400 U STATES				33067	
VEGETABLE FIBRES FOR BRUSHES		1392		79118	3428
215 INDIA	CWT 112	1609	364	4455	
306 BELGIUM			58	1153	
352 MEXICO	117	3475	906	30204	
400 U STATES	67	3521	770	29688	
	296	8605	2098	65500	
MATS CUT PILE OF COCOA FIBRE					3429
100 U KINGDOM	8 Q FT		2600	737	
215 INDIA	41511	9863	467344	80116	
354 NETHRLNDS			3016	1591	
	41511	9863	472960	82444	
WASTE FOR FURTHER PREPARATION					3451
100 U KINGDOM	CWT 1112	19551	13367	252576	
215 INDIA			5928	55287	
231 HONG KONG			618	7439	
234 AUSTRALIA	255	19237	1053	51203	
236 NEW ZEAL			26	646	
304 ARGENTINA	1246	21383	6632	168367	
306 BELGIUM	864	12260	3181	37330	
309 BRAZIL			1569	25004	
327 FRANCE	112	2303	934	12292	
335 GERMANY	449	5577	2381	42911	
344 ITALY			713	10857	
352 MEXICO			422	10463	
354 NETHRLNDS	445	6856	4091	47009	
363 PERU			653	15868	
386 URUGUAY	141	20162	366	41323	
400 U STATES	29031	415792	256011	3406008	
	33655	523121	297945	4184583	
WASTE FOR WIPING RAGS N O P					3452
100 U KINGDOM	CWT 470	8343	4073	61814	
234 AUSTRALIA	25	966	25	966	
236 NEW ZEAL			13	1034	
304 ARGENTINA			140	2526	
306 BELGIUM	332	3853	1931	25912	
316 CUBA			97	932	
318 DENMARK			581	2403	
322 EGYPT	331	914	331	914	
327 FRANCE	2270	6925	2270	6925	
335 GERMANY	1273	9246	1494	11386	
344 ITALY	6886	14876	12437	25488	
354 NETHRLNDS	619	8559	2373	29268	
400 U STATES	51214	431601	342515	2667308	
	63420	485283	368280	2836876	
WASTE GARNETTED READY FOR USE					3453
100 U KINGDOM	LB 235	292	112714	22933	
335 GERMANY			44862	6931	
400 U STATES	287985	57656	2867549	346653	
	288220	57948	3025125	376517	
BATTS BATTING WADDING WOOL					3454
400 U STATES	LB		2724	802	
			2724	802	
FISH NETS NETTINGS COMMERCIAL					3460
100 U KINGDOM		70055		1246517	
327 FRANCE				2613	
335 GERMANY		4087		16054	
347 JAPAN		7379		139862	
354 NETHRLNDS		4749		51680	
400 U STATES		21224		308523	
		107494		1765249	
FISHING LINES COMMERCIAL					3461
100 U KINGDOM	LB 65772	64716	472950	345107	
306 BELGIUM			2783	992	
335 GERMANY	101	734	1200	1446	
352 MEXICO			691	126	
354 NETHRLNDS			110131	37970	
400 U STATES	26400	18107	113424	75962	
	92273	83557	701179	461603	
COROAQE OVER 1 IN CIRC N O P					3462
	LB				
COROAQE MANILA OVER 1 IN CIRC					3463
100 U KINGDOM	LB 158787	42666	1265106	341250	
318 DENMARK			11973	3563	
352 MEXICO			333323	47246	
354 NETHRLNDS			2767	837	
359 NORWAY			2590	1410	
400 U STATES	791	396	13989	6183	
	159578	43062	1629748	400489	
COROAQE COMMERCIAL FISH NET					3464
100 U KINGDOM	LB 94552	22375	917408	237021	
306 BELGIUM			15679	5089	
318 DENMARK			14340	4014	
354 NETHRLNDS	202796	55466	476913	134186	
400 U STATES	6875	2823	61178	27869	
	304223	80664	1485518	408179	
COROAQE VEG FIB OVER 1 IN CIRC					3465
100 U KINGDOM	LB 19607	14915	127818	76652	
359 NORWAY			1750	348	
400 U STATES	7061	3083	127194	41805	
	26668	17998	256762	118805	

IMPORTS INTO CANADA FOR CONSUMPTION

Articles and Countries from which Imported	MONTH OF OCTOBER 1950		TEN MONTHS ENDED OCTOBER 1950		Class Number	
	Quantities	Values (\$)	Quantities	Values (\$)		
COTTON FABRIC RUBBERIZED 100 U KINGDOM 400 U STATES	LB 1087	1765	27618 14193 41811	18466 13385 31851	3472	
COTTON WINDOW SHADE CLOTH 100 U KINGDOM 400 U STATES	LB 664	975	11215 8260 19475	9594 11930 21524	3473	
COTTON FABRIC COATED N O P 100 U KINGDOM 327 FRANCE 335 GERMANY 347 JAPAN 400 U STATES	LB 26792	27563	229459 618 245 20465 674931	279732 348 427 17613 804157	3474	
ARTISTS CANVAS COATED PREPARED 100 U KINGDOM 327 FRANCE 354 NETHRLNDS 400 U STATES				1604 230 1039 6910 817 9783	3475	
CANVAS FLAX FOR TENTS AWNINGS 100 U KINGDOM 400 U STATES	LB 798	575	17451 57 17508	11443 57 11500	3476	
FABRICS JUTE COATED 100 U KINGDOM 400 U STATES				4249 7959 31079 7959 35328	3478	
FABRICS VEG FIBRE COATED 100 U KINGDOM 347 JAPAN 400 U STATES	LB 242	1819	17578 100 75346	20473 255 87272 108000	3479	
FABRICS FOR BRATTICE CLOTH 100 U KINGDOM 400 U STATES				75899 1215 267 267 77114	3480	
FABRICS SILK COATED 100 U KINGDOM 400 U STATES				341 16943 2245 17284	3481	
FABRICS WOOL CDATED 100 U KINGDOM 400 U STATES	LB 112	155	4828 23813 136682 9021 23968	7960 270857 278817	3483	
FABRICS SYNTHETIC FIBRE COATED 100 U KINGDOM 400 U STATES				1069 33078 134662 33078 135731	3484	
OILCLOTH FLOOR LINOLEUM 100 U KINGDOM 400 U STATES	LB 1047149	148479	13283469 104227 4301400 1699371 252706	2106405 667922 2774327	3485	
OILCLOTH CARRIAGE SHELF TABLE 100 U KINGDOM 354 NETHRLNDS 400 U STATES	LB 24858	16366	147669 13 296119 53635 45393	92212 11 263165 355388	3486	
TYPEWRITER RIBBONS 100 U KINGDOM 376 SWITZRLND 400 U STATES	LB 855	1661	2285 137 1023 972 3392	5120 1867 8544 15531	3487	
FABRICS COTTON TD COVER RUBBER 100 U KINGDOM 400 U STATES				67613 69070 17774 136683	3488	
CORD TIRE FABRICS SYNTH FIBRE 316 CUBA 400 U STATES	LB 80827	56714	243730 56492 1109167 157285 113206	167020 832130 999150	3489	
LACE EMBROIDERIES BOBBINET NOP 100 U KINGDOM 215 INDIA 231 HONG KONG 305 AUSTRIA 306 BELGIUM 313 CHINA 327 FRANCE 335 GERMANY 344 ITALY 347 JAPAN 354 NETHRLNDS 367 AZORES 376 SWITZRLND 400 U STATES				499121 1159 1407 6615 2337 16546 456719 1017 138 371 162 9677 18822 192210 185169 1206301	3501	
CORSETS GIROLES BRASSIERES 100 U KINGDOM 327 FRANCE 400 U STATES				2652 54 106425 109201	26772 843 347345 374960	3510
BRACES OR SUSPENDERS AND PARTS 100 U KINGDOM 327 FRANCE				4014 16839 1157	3511	

## IMPORTS INTO CANADA FOR CONSUMPTION

Articles and Countries from which Imported	MONTH OF OCTOBER 1950		TEN MONTHS ENDED OCTOBER 1950		Class Number
	Quantities	Values (\$)	Quantities	Values (\$)	
400 U STATES		7108		80092	
CHURCH VESTMENTS ANY MATERIAL		11122		98088	3512
100 U KINGDOM		1465		11047	
306 BELGIUM				677	
327 FRANCE		859		16240	
344 ITALY				515	
400 U STATES		1440		11885	
GARMENTS KNITTED N O P		3764		40364	
100 U KINGDOM	LB				3514
234 AUSTRALIA	122190	547431	895707	3813447	
305 AUSTRIA	3	10	191	474	
306 BELGIUM			517	5118	
327 FRANCE	137	791	1438	9340	
344 ITALY	112	502	793	6718	
347 JAPAN	516	6938	2123	31960	
359 NORWAY			2876	8173	
360 ISRAEL	332	982	520	1234	
376 SWITZRLND	50	1047	789	5971	
400 U STATES	728	5414	3875	29993	
	10840	35633	107071	342003	
GLOVES MITTS AND MITTENS N O P		598748	1015900	4254431	3515
100 U KINGDOM	DZ PR				
231 HONG KONG	3044	18029	8476	51467	
327 FRANCE			500	1606	
344 ITALY			486	3150	
347 JAPAN	121	1001	751	5796	
359 NORWAY	6430	20254	35219	109100	
376 SWITZRLND	30	392	30	392	
400 U STATES	212	1293	290	2072	
	29	313	990	6011	
	9866	41282	46742	179594	
BERETS OF WOOL KNITTED FULLED	DOZ				3516
100 U KINGDOM	130	606	2787	14346	
317 CZECHO S			130	561	
327 FRANCE			1146	5104	
344 ITALY			36	625	
400 U STATES	406	5057	469	5414	
	536	5663	4568	26050	
CAPS BONNETS BERETS N O P	DOZ				3517
100 U KINGDOM	555	3765	9098	45483	
317 CZECHO S			35	771	
327 FRANCE	54	476	1918	9717	
344 ITALY			1796	30155	
347 JAPAN	100	183	975	835	
367 AZORES			95	754	
376 SWITZRLND	109	1666	347	5791	
400 U STATES	109	1084	7052	32278	
	927	7174	21316	125784	
HATS OF FUR FELT	DOZ				3518
100 U KINGDOM	400	18654	2242	105016	
306 BELGIUM			50	2194	
317 CZECHO S			135	4499	
327 FRANCE	51	2283	371	20329	
340 HUNGARY	3	340	6	526	
344 ITALY	176	14572	889	71603	
354 NETHRLNDS	1	81	10	728	
400 U STATES	217	15121	825	58301	
	648	51051	4528	263196	
HATS OF WOOL FELT	DOZ				3519
100 U KINGDOM	37	729	504	7618	
327 FRANCE			136	2592	
400 U STATES	140	2562	1053	20255	
	177	3291	1693	31165	
HATS N O P	DOZ				3521
100 U KINGDOM	25	967	511	15328	
231 HONG KONG			5	221	
327 FRANCE	33	2157	501	32787	
344 ITALY	1	66	539	5171	
347 JAPAN			1	80	
352 MEXICO			16	60	
354 NETHRLNDS			11	914	
367 AZORES			130	798	
376 SWITZRLND				60	
384 P RICO			81	809	
400 U STATES	385	16404	4981	168894	
	444	19594	6776	225122	
FIREMENS SAFETY HELMETS					3522
100 U KINGDOM				903	
400 U STATES		16531		118966	
		16531		119869	
KNITTED GOODS N O P	LB				3524
100 U KINGDOM	231	538	3608	9151	
400 U STATES	2598	4937	26559	52890	
	2829	5475	30167	62041	
UNDERWEAR N O P KNITTED	LB				3525
CHENILLE YARNS AND CORDS	LB				3548
306 BELGIUM			181	234	
400 U STATES	430	422	835	1517	
	430	422	1016	1751	
USED BAGS OF VEGETABLE FIBRE					3550
100 U KINGDOM		1760		2460	
400 U STATES				11783	
		1760		14243	

Articles and Countries from which Imported	MONTH OF OCTOBER 1950		TEN MONTHS ENDED OCTOBER 1950		Class Number
	Quantities	Values (\$)	Quantities	Values (\$)	
BELTING N D P					3551
100 U KINGDOM		1188		14225	
400 U STATES		13817		113387	
		15005		127612	
BLANKETS FOR PRINTING PRESSES					3552
100 U KINGDOM		954		11693	
400 U STATES		27294		288292	
		28248		299985	
BRAIDS CORDS FRINGS					3553
8 NOP					
100 U KINGDOM		1794		15137	
306 BELGIUM		43		307	
327 FRANCE		1143		10178	
338 GERMANY		306		4310	
344 ITALY				64	
347 JAPAN				289	
354 NETHRLNDS		1013		1554	
376 SWITZRLND		206		469	
400 U STATES		12616		77585	
		17121		109893	
CARPETS N O P	SQ FT				3554
100 U KINGDOM	2857	2066	34260	11316	
306 BELGIUM	110041	23063	1222634	267110	
317 CZECHO S			2265	1946	
327 FRANCE			4762	1455	
344 ITALY	3907	1215	163072	46769	
347 JAPAN			8166	1309	
352 MEXICO			1270	419	
354 NETHRLNDS			130	50	
372 SPAIN			1140	1556	
400 U STATES	2873	1072	34594	12391	
	119678	27416	1472293	344321	
CRAPES BLACK MOURNING					3556
CURTAINS N O P					3557
100 U KINGDOM		1395		62543	
376 SWITZRLND		164		945	
400 U STATES		334		5208	
		1893		68696	
FELT ADHESIVE FOR VESSELS					3558
100 U KINGDOM				2825	
				2825	
HAT BRAIDS NOT OVER 6 INCHES					3559
100 U KINGDOM				38	
313 CHINA				2100	
344 ITALY		5333		22590	
347 JAPAN		430		430	
376 SWITZRLND		54695		251140	
400 U STATES		15606		152514	
		76064		428812	
HAT SWEATS CAP PEAKS AND BANDS					3560
100 U KINGDOM		172		7215	
376 SWITZRLND				101	
400 U STATES		36474		415154	
		36646		422470	
HOODS AND SHAPES OF FUR FELT	DOZ				3561
100 U KINGDOM			3	71	
317 CZECHO S	258	4548	2296	49980	
327 FRANCE	53	1089	353	7496	
344 ITALY	304	4743	5928	98098	
400 U STATES	135	3008	443	9597	
	750	13388	9023	165242	
HOODS AND SHAPES OF WOOL FELT	DOZ				3562
344 ITALY			10	102	
400 U STATES	5	71	355	2825	
	5	71	365	2927	
HOODS AND SHAPES KNITTED	DOZ				3563
100 U KINGDOM	10	78	10	78	
224 JAMAICA			187	1663	
231 HONG KONG			1654	12749	
313 CHINA	550	3647	5950	38910	
321 ECUADOR	323	5030	2335	25727	
344 ITALY	937	6805	18899	121465	
347 JAPAN			4549	18226	
355 INDONESIA	11950	8909	53700	48383	
376 SWITZRLND	209	2743	296	3958	
400 U STATES	3283	42240	17325	153255	
	17262	69452	104905	424414	
HOODS AND SHAPES N O P	DOZ				3564
100 U KINGDOM	23	310	147	1049	
327 FRANCE			22	1066	
344 ITALY			178	2159	
400 U STATES	1556	14014	4403	31323	
	1579	14324	4750	35597	
MATERIALS FOR HAT BRAIDS					3565
SURGICAL DRESSINGS					3566
100 U KINGDOM		19905		137308	
400 U STATES		67646		449937	
		87551		587245	
ELASTIC WEBBING FOR MFRS					3567
100 U KINGDOM		972		12890	
400 U STATES		13822		98880	
		14794		111770	
ELASTIC WEBBING N O P					3568
100 U KINGDOM		1561		15624	
400 U STATES		6393		50101	
		7954		65725	

## IMPORTS INTO CANADA FOR CONSUMPTION

Articles and Countries from which Imported	MONTH OF OCTOBER 1950		TEN MONTHS ENDED OCTOBER 1950		Class Number
	Quantities	Values (\$)	Quantities	Values (\$)	
WINDOW SHADES ON ROLLERS N O P 400 U STATES		183		5623	3569
		183		5623	
CORDED RIBBONS FOR MENS HATS 400 U STATES		17619		170182	3570
		17619		170182	
NONELASTIC FABRICS FOR GARTERS 100 U KINGDOM 400 U STATES		97		156	3571
		97		551	
		97		707	
FABRICS FOR CARD CLOTHING 100 U KINGDOM 400 U STATES		4393		8623	3572
		4393		6756	
		4393		15379	
FIBRE OR TEXTILE PRODUCTS NOP 100 U KINGDOM 344 ITALY 347 JAPAN 400 U STATES				167	3573
				171	
				146	
		2371		3548	
		2371		4032	
BRAIDED CORD 1 IN CIRC OR LESS 100 U KINGDOM 400 U STATES		74		4907	3574
		977		14923	
		1051		19830	



Articles and Countries from which Imported	MONTH OF OCTOBER 1950		TEN MONTHS ENDED OCTOBER 1950		Class Number
	Quantities	Values (\$)	Quantities	Values (\$)	
<b>GROUP 4</b>					
<b>WOOD WOOD PRODUCTS AND PAPER</b>					
CANE REED OR RATTAN					4002
215 INDIA				1745	
231 HONG KONG				7923	
335 GERMANY				1091	
354 NETHRLNOS				1274	
364 PHIL		663		1160	
400 U STATES		1162		25072	
		1825		38265	
OSIERS WILLOWS AND BAMBOOS					4003
231 HONG KONG				112	
304 ARGENTINA				2974	
309 BRAZIL				5287	
347 JAPAN				644	
400 U STATES		1469		15286	
		1469		24303	
CORKWOOD UNMANUFACTURED					4011
366 PORTUGAL		111		22492	
400 U STATES		3845		36541	
		3956		59033	
FFNCE POSTS	NO				4021
400 U STATES			1516	609	
			1516	609	
HICKORY BILLETS					4022
400 U STATES		13186		105312	
		13186		105312	
POLES TELEGRAPH AND PILING	NO				4024
234 AUSTRALIA			16	1667	
400 U STATES	1171	12971	37505	271041	
	1171	12971	37521	272708	
RAILWAY TIES	NO				4025
400 U STATES	10596	24451	85355	234738	
	10596	24451	85355	234738	
LOGS ROUND UNMANUFACTURED NOP	M FT				4026
381 ALASKA			3651	63234	
400 U STATES	2937	153428	62521	2287180	
	2937	153428	56172	2350414	
HANDLE SHINGLE BOLTS FELLOES					4032
400 U STATES		17139		122063	
		17139		122063	
HUB LAST WAGON OAR GUN BLOCKS					4033
317 CZECHO S		1638		1638	
372 SPAIN		166		166	
400 U STATES		27609		414021	
		29413		415825	
WOOD TEN PIN BLOCKS ROUGH					4034
400 U STATES				13682	
				13682	
TEAK AMARANTH TROPICAL WOODS					4041
100 U KINGDOM				469	
210 G COAST		3065		4285	
219 BEI OTHER				1121	
221 B GUIANA				5572	
234 AUSTRALIA		4131		27611	
309 BRAZIL		91		3148	
316 CUBA				186	
320 ODM REP				146	
321 ECUADOR				5680	
327 FRANCE				10768	
337 GUATEMALA		1608		6411	
364 PHIL				4896	
371 SIAM				9762	
387 VENEZUELA				59	
400 U STATES		35691		169216	
		44586		249330	
ASH WHITE	M FT				4042
400 U STATES	37	6135	790	98274	
	37	6135	790	98274	
CEDAR	M FT				4043
400 U STATES	162	29809	1413	216876	
	162	29809	1413	216876	
CHESTNUT	M FT				4044
400 U STATES	10	1159	63	6190	
	10	1159	63	6190	
FIR	M FT				4045
381 ALASKA		34	856	66	2884
400 U STATES		651	80685	3190	340564
		685	81541	3256	343448
GUMWOOD	M FT				4046
234 AUSTRALIA			2	222	
400 U STATES	59	8497	216	32745	
	59	8497	218	32967	
HEMLOCK	M FT				4047
400 U STATES	24	2196	1422	73651	
	24	2196	1422	73651	
HICKORY	M FT				4048
400 U STATES	18	4021	185	31968	
	18	4021	185	31968	
MAHOGANY	M FT				4049
100 U KINGDOM			14	2300	
210 G COAST		25	3881	81026	
222 B MOND		303	50172	116701	
234 AUSTRALIA			15	1778	

## IMPORTS INTO CANADA FOR CONSUMPTION

Articles and Countries from which Imported	MONTH OF OCTOBER 1950		TEN MONTHS ENDED OCTOBER 1950		Class Number
	Quantities	Values (\$)	Quantities	Values (\$)	
309 BRAZIL			60	1 607 74	
327 FRANCE			32	87 73	
328 FR AFRICA			6	2 000	
337 GUATEMALA			26	55 24	
339 HONOURAS			216	4 99 34	
364 PHIL	128	1 159 4	1048	7 86 04	
400 U STATES	158	5 738 1	1246	34 90 04	
	614	12 302 8	3 732	71 17 18	
OAK					
	M FT				4050
347 JAPAN	11	641	137	8 229 1	
400 U STATES	3236	4 852 09	21346	30 585 61	
	3247	4 858 50	21483	30 808 52	
PINE SOUTHERN YELLOW OR PITCH					
	M FT				4081
400 U STATES	596	8 709 1	4 774	65 18 31	
	596	8 709 1	4 774	65 18 31	
PINE WHITE OR OTHER N O P					
	M FT				4052
400 U STATES	867	7 223 6	9 017	74 11 11	
	867	7 223 6	9 017	74 11 11	
POPLAR					
	M FT				4053
400 U STATES	155	1 871 0	799	12 775 0	
	155	1 871 0	799	12 775 0	
REDWOOD					
	M FT				4054
400 U STATES	7	2 776	354	6 795 0	
	7	2 776	354	6 795 0	
WALNUT					
	M FT				4058
400 U STATES	288	6 563 3	1 375	30 486 3	
	288	6 563 3	1 375	30 486 3	
LUMBER AND TIMBER HARDWOOD N O P					
	M FT				4056
347 JAPAN	14	1 847	14	1 847	
400 U STATES	292	4 076 6	2397	31 579 3	
	306	4 261 3	2411	31 764 0	
LUMBER AND TIMBER N O P					
	M FT				4057
381 ALASKA	6	1 74	8	315	
400 U STATES	294	14 468	1395	9 452 2	
	300	14 642	1403	9 483 7	
HARDWOOD FLOORING					
	M FT				4058
400 U STATES	507	9 521 5	5 924	90 463 0	
	507	9 521 5	5 924	90 463 0	
PINE PONDEROSA AND SUGAR					
	M FT				4059
400 U STATES	1566	21 798 4	12 370	145 975 7	
	1566	21 798 4	12 370	145 975 7	
LATHS					
	M				4071
PICKETS PLAIN					
	M				4072
PLYWOOD GLUED OR CEMENTED					
					4073
100 U KINGDOM				1 11	
211 NIGERIA				24 88	
309 BRAZIL				96 41	
347 JAPAN				12 27	
400 U STATES		4 711		51 587	
		4 711		65 054	
SHINGLES OF WOOD					
	sq				4074
400 U STATES	161	1 755	1 094	5 276	
	161	1 755	1 094	5 276	
VENEERS OF ROSEWOOD ETC					
					4075
318 DENMARK		3 554		3 554	
327 FRANCE				74 53	
400 U STATES		2 525 5		21 234 9	
		2 880 9		22 335 6	
VENEERS OF WOOD N O P					
					4076
100 U KINGDOM				184	
318 DENMARK		206		27 62	
347 JAPAN				825	
400 U STATES		90549		78 3380	
		90755		78 7151	
VENEERS OF WOOD TAPED JOINTED					
					4077
400 U STATES		11		1842	
		11		1842	
VENEERS AUSTRALIAN BLACKWOOD					
					4078
234 AUSTRALIA				1 673 33	
400 U STATES		641		1 760 8	
		641		34341	
PLYWOOD FACED WITH METAL					
					4079
400 U STATES		3239		13134	
		3239		13134	
BARK CRUDE FOR TANNERS USE					
					4081
207 UN 80 AFR			11189	40297	
			11189	40297	
FIREWOOD					
					4082
400 U STATES					
	CORD				
	128	663	517	3163	
	128	663	517	3163	
PULPWOOD					
					4083
400 U STATES					
	CORD				
	120	3315	24808	484234	
	120	3315	24808	484234	
SAWDUST OF WOOD OF ALL KINDS					
					4084
400 U STATES		1181		35941	
		1181		35941	
BARRELS EMPTY SLACK					
					4090
BARRELS EMPTY TIGHT					
					4091
100 U KINGDOM			14	61	
400 U STATES					
	16031	43365	133540	380846	
	16031	43365	133554	380907	
STAVES HEADINGS POPLAR ROUGH					
					4093
327 FRANCE		510		510	
		510		510	

Articles and Countries from which Imported	MONTH OF OCTOBER 1950		TEN MONTHS ENDED OCTOBER 1950		Class Number
	Quantities	Values (\$)	Quantities	Values (\$)	
STAVES OAK SAWN SPLIT OR CUT 400 U STATES	M 526	264606	2204	742166	4094
STAVES ROUGH SAWN N O P	M 526	264606	2204	742166	4098
STAVES 5 EIGHTHS INCH OR OVER	M				4096
STAVES N O P 400 U STATES	M 136	14060	830	64609	4097
WOODEN PAILS AND TUBS 400 U STATES	136	14060	830	64609	4098
HOOPS HEADS AND LINERS OF WOOD 400 U STATES		2823		5654	4099
CORK SLABS BOARDS TILES N O P 100 U KINGDOM 354 NETHRLNDS 366 PORTUGAL 376 SWITZRLND 400 U STATES		702 9298 493 10493		702 2280 26789 8252 1524 32547	4101
CORKS THREE FOURTHS IN OR LESS 366 PORTUGAL 372 SPAIN 400 U STATES	LB 611 20 631	609 139 748	5698 6766 13110	7776 7733 3215 18724	4102
CORKS OVER THREE FOURTHS INCH 100 U KINGDOM 327 FRANCE 366 PORTUGAL 372 SPAIN 400 U STATES	LB 7158 4802 5892 17852	7272 8074 7978 23324	257 103 55309 31207 33242 120118	200 92 53544 34588 38372 126796	4103
CORK SLABS BOARDS FOR MFRS 100 U KINGDOM 353 MOROCCO 354 NETHRLNDS 366 PORTUGAL 372 SPAIN 400 U STATES		24325 49371 141593 215289		284 1008 6055 381380 440078 1248256 2077761	4104
MANUFACTURES OF CORKWOOD N O P 100 U KINGDOM 344 ITALY 366 PORTUGAL 372 SPAIN 400 U STATES		8470 6384 11314 26168		39540 1976 34040 12261 204036 291853	4105
BICYCLE RIM STRIPS OF MAPLE					4111
BILLETS OF WOOD FOR BATS 400 U STATES		350		44508	4112
GUN STOCKS OF WALNUT ROUGH 400 U STATES		350		44508	4113
WOOD HANDLES FOR AGRIC IMPL 400 U STATES		5566		57703	4114
HANDLES OF WOOD N O P 100 U KINGDOM 400 U STATES		5566 43526 43526		57703 232205 232205	4118
SHAFTS OR HEADS FOR GOLF CLUBS 400 U STATES		387 30728 31115		2593 210709 213302	4119
LASTS OF WOOD 400 U STATES		2647 7824 7824		31114 42139 42139	4120
MEXICAN SADDLE TREES BTIRRUPS 400 U STATES		1828		15424	4121
SPOKES HICKORY OAK ROUGH 400 U STATES		1828		15424	4122
WALKING STICKS AND CANES 100 U KINGDOM 327 FRANCE 347 JAPAN 400 U STATES		1283 407 1690		7408 1221 3008 3336 14273	4125
SULPHITE PULP BL DISSOLVING 400 U STATES	CWT 5132	52380	22863	219172	4130
SODA PULP 400 U STATES	CWT 5132	52380	22863	219172	4131
SULPHITE PULP UNBLEACHED 400 U STATES	CWT 38444	162913	435153	1910124	4132
SULPHITE PULP BLEACHED N O P 400 U STATES	CWT 38444	162913	435153	1910124	4133
	CWT 11392	71536	102336	627013	
	11392	71536	102336	627013	

## IMPORTS INTO CANADA FOR CONSUMPTION

Articles and Countries from which Imported	MONTH OF OCTOBER 1950		TEN MONTHS ENDED OCTOBER 1950		Class Number
	Quantities	Values (\$)	Quantities	Values (\$)	
BULPHATE OR KRAFT PULP 400 U STATES	CWT 3600	22910	33214	204805	4134
WOOD PULP MECHANICAL 400 U STATES	CWT 3600	22910	33214	204805	4138
PULP OF STRAW OR VEG FIBRE NOP 100 U KINGDOM 400 U STATES	CWT 15628	165348	119974	1135984	4136
BOBBINS SHUTTLES AND SPOOLS 100 U KINGDOM 400 U STATES		165348	120377	1145478	4141
CASKETS COFFINS AND METAL PTS 400 U STATES		18020		5655	4142
CHARCOAL MADE FROM WOOD 400 U STATES	TON 49	3071	432	26404	4143
CHURNS N O P WASHBOARDS 100 U KINGDOM 335 GERMANY 375 SWEDEN 400 U STATES		54		1371	4144
CLOTHES PINS AND PARTS 317 CZECHO S 318 DENMARK 375 SWEDEN 400 U STATES	GROSS 1000	376	5010	1507	4145
CRUTCHES OR STAFFS 400 U STATES		1491	12850	3888	4146
CURTAIN STRETCHERS 400 U STATES		1867	37072	13580	4147
DOORS WOOD 6 FT X 2 FT OR OVER 400 U STATES	NO 27	2035	4349	4456	4148
EXCELSIOR OR WOOD WOOL		2035	59281	23431	4149
FIBRE AND MANUFACTURES N O P 100 U KINGDOM 335 GERMANY 344 ITALY 375 SWEDEN 400 U STATES		73291		7570	4150
FURNITURE MAINLY OF WOOD 100 U KINGDOM 207 UN SO AFR 215 INDIA 223 BARBADOS 224 JAMAICA 227 SAHAMAB 231 HONG KONG 234 AUSTRALIA 306 BELGIUM 313 CHINA 317 CZECHO S 318 DENMARK 327 FRANCE 335 GERMANY 344 ITALY 347 JAPAN 354 NETHRLNDS 359 NORWAY 365 POLAND 375 SWEDEN 376 SWITZRLND 381 ALASKA 388 YUGO SLAV 400 U STATES		17831		383	4151
MATCHES OF WOOD 344 ITALY 375 SWEDEN 400 U STATES		167369		519	4152
MOULDINGS OF WOOD 317 CZECHO S 400 U STATES		1783		2384	4153
SKIS RACQUETS AND FRAMES SATS 100 U KINGDOM 215 INDIA 216 PAKISTAN 234 AUSTRALIA 306 BELGIUM 326 FINLAND 327 FRANCE 335 GERMANY 347 JAPAN 354 NETHRLNDS		9117		757629	4154
		127941		768485	
		167369		1524275	
		5437		688	
		185		9515	
		5622		572	
		116		1064	
		1667		28760	
		1783		29824	
		1660		11069	
		385		17355	
		2871		3303	
				168	
				2220	
				2871	
				1815	
				10	

IMPORTS INTO CANADA FOR CONSUMPTION

Articles and Countries from which Imported	MONTH OF OCTOBER 1950		TEN MONTHS ENDED OCTOBER 1950		Class Number
	Quantities	Values (\$)	Quantities	Values (\$)	
359 NORWAY		14411		15965	
375 SWEDEN		4286		7856	
376 SWITZRLND		2476		7421	
400 U STATES		5439		17915	
		40645		129457	
WINDOW SASH OF WOOD					4158
400 U STATES		3860		31243	
		3860		31243	
WOOD BOXES CRATES AND SHOOKS					4186
100 U KINGDOM		115		804	
344 ITALY		29		158	
347 JAPAN		72		72	
400 U STATES		6468		151070	
		6684		152104	
MANUFACTURES OF WOOD N O P					4187
100 U KINGDOM		7038		58326	
215 INDIA				837	
216 PAKISTAN				740	
231 HONG KONG		821		11318	
234 AUSTRALIA				159	
306 BELGIUM		4191		15555	
313 CHINA		103		746	
317 CZECHO S		1809		5493	
327 FRANCE		1490		22124	
335 GERMANY		1934		24777	
338 HAITI				35	
344 ITALY		2190		18814	
347 JAPAN		1484		17879	
352 MEXICO				11	
354 NETHRLNDS		189		1895	
359 NORWAY				4048	
365 POLAND				60	
372 SPAIN				16	
375 SWEDEN		233		3313	
376 SWITZRLND				471	
400 U STATES		182329		1440832	
		203811		1627449	
BOWLS TRAYS AND OIBHERS OF WOOD					4158
100 U KINGDOM				44	
231 HONG KONG				152	
306 BELGIUM				1038	
327 FRANCE		603		2028	
335 GERMANY		190		2985	
338 HAITI				1129	
344 ITALY				928	
347 JAPAN				324	
375 SWEDEN		331		733	
400 U STATES		3182		8355	
		4306		17716	
CARD STOCK BRISTOL BOARD					4161
100 U KINGDOM	LB		15828	2000	
354 NETHRLNOS			6744	1117	
400 U STATES		115814	23736	874744	174465
		115814	23736	897316	177582
CHIPBOARD NEWS BOARD					4162
400 U STATES	LB	11572	1088	175540	18920
		11572	1088	175540	18920
LEATHER BOARD LEATHEROID MFRS					4163
100 U KINGDOM	LB	30328	3254	102573	16632
400 U STATES		13343	13431	93362	97568
		43671	16685	195935	114200
MILLBOARD AND BINDERS BOARD					4164
400 U STATES	LB	770124	63247	6204378	466012
		770124	63247	6204378	466012
PULPBOARD FOR MFR OF WALLBOARD					4165
400 U STATES	LB	1828742	97662	16329055	743023
		1828742	97662	16329055	743023
PULPBOARD TO WRAP ROLLS PAPER					4166
400 U STATES	LB			46333	2381
				46333	2381
STRAWBOARD					4167
400 U STATES	LB	960	87	4773	452
		960	87	4773	452
TEST BOARD FOR CONTAINERS					4168
400 U STATES	LB			3162	538
				3162	538
WALLBOARD BUILDING BOARD					4169
100 U KINGDOM	LB	877738	16589	2720924	48771
400 U STATES		2250892	112686	17629530	747486
		3128630	129275	20350454	796257
PULPBOARD OTHER FIBREBOARD N O P					4170
100 U KINGDOM	LB	4652	1660	48816	12316
400 U STATES		204594	41051	2810029	439478
		209246	42711	2858845	451794
ELECTRIC INSULATING PREBSBOARD					4171
100 U KINGDOM	LB	5307	1394	52444	11958
344 ITALY				2200	829
400 U STATES		124463	31991	1010709	240034
		129770	33385	1065353	252821
FELTBOARD ROOF FELT NOT COATED					4172
400 U STATES	LB	620430	21106	7318444	220071
		620430	21106	7318444	220071
PRESSBOARD N O P					4173
100 U KINGDOM	LB			11183	1922
400 U STATES		84492	21382	910899	215354
		84492	21382	922082	217276

## IMPORTS INTO CANADA FOR CONSUMPTION

Articles and Countries from which Imported	MONTH OF OCTOBER 1950		TEN MONTHS ENDED OCTOBER 1950		Class Number
	Quantities	Values (\$)	Quantities	Values (\$)	
SHOEBOARDS	LB				4174
344 ITALY			8800	1525	
400 U STATES	50439	20824	568158	168345	
	50439	20824	576958	169870	
PAPERBOARD FOR SHOEBOARDS	LB				4175
400 U STATES	55059	9643	560449	91720	
	55059	9643	560449	91720	
ENAMELLED PAPER	LB				4178
400 U STATES			6542	1269	
			6542	1269	
CARBON PAPER	LB				4179
100 U KINGDOM	11160	6362	45880	44296	
400 U STATES	17890	14853	153717	148002	
	29050	21215	199597	192298	
ROTOGRAVURE PRINTING PAPER	LB				4180
400 U STATES			5424	1130	
			5424	1130	
BOOK PAPER FOR PERIODICALS	LB				4181
400 U STATES	243779	19122	1853023	141432	
	243779	19122	1853023	141432	
BOOK PRINTING LITHO PAPER N O P	LB				4182
100 U KINGDOM	7800	941	80110	10780	
400 U STATES	68172	12696	1280890	206194	
	75972	13637	1361000	216974	
BOOK PRINTING PAPER COATED N O P	LB				4183
100 U KINGDOM	7714	1331	26209	4368	
400 U STATES	124649	25964	893253	183056	
	132363	27295	919462	187424	
COATED PAPERS FOR PERIODICALS	LB				4184
COVER PAPERS NOT PASTED COATED	LB				4185
100 U KINGDOM			26958	5841	
376 SWITZRLND			1168	435	
400 U STATES	12661	4022	119344	31072	
	12661	4022	147470	37348	
COVER PAPERS PASTED COATED	LB				4186
100 U KINGDOM			9883	3937	
327 FRANCE	1842	1014	1842	1014	
400 U STATES	23418	6853	335081	80754	
	25260	7867	346806	85705	
SURFACE COATED PAPER N O P	LB				4187
100 U KINGDOM	1908	953	29279	12435	
306 BELGIUM			560	231	
327 FRANCE			825	578	
400 U STATES	126201	52456	969641	412216	
	128109	53409	1000305	425460	
NEWSPRINT PAPER	LB				4188
WAXED PAPER IN PACKAGE FORM	LB				4189
400 U STATES			1066	274	
			1066	274	
WAXED PAPER FOR WRAPPING N O P	LB				4190
100 U KINGDOM			2778	1019	
400 U STATES	7996	2848	238938	90301	
	7996	2848	241716	91320	
GREASEPROOF AND GLASSINE PAPER	LB				4191
100 U KINGDOM	45032	6905	87258	12296	
400 U STATES	68441	14631	696569	156223	
	113473	21536	783827	168519	
TISSUE WRAPPING PAPER	LB				4192
100 U KINGDOM	1970	505	5497	1644	
400 U STATES	50	68	64636	11908	
	2020	573	70133	13552	
VEGETABLE PARCHMENT PAPER	LB				4193
100 U KINGDOM	1381	259	5877	1425	
306 BELGIUM			375	215	
400 U STATES	37383	10654	655103	181086	
	38764	10913	661355	182726	
WAXED PAPER N O P	LB				4194
WRAPPING PAPER KRAFT	LB				4195
400 U STATES	33037	3498	60366	7068	
	33037	3498	60366	7068	
WRAPPING PAPER OILED COATED	LB				4196
375 SWEDEN			220	130	
400 U STATES	5257	1404	29376	9924	
	5257	1404	29596	10054	
WRAPPING PAPER ALL KINDS N O P	LB				4197
100 U KINGDOM			20784	6130	
327 FRANCE			400	186	
375 SWEDEN			4482	965	
400 U STATES	12005	3022	401567	59996	
	12005	3022	427233	67277	
DUPLEX BACKING PAPER	LB				4198
400 U STATES	72694	31816	512204	211438	
	72694	31816	512204	211438	
IMITATION PARCHMENT WRAPPING	LB				4199
WRAPPER SHEETS AND HEADS	LB				4200
400 U STATES			58931	3262	
			58931	3262	
BOND AND LEDGER PAPERS UNCUT	LB				4201
100 U KINGDOM	2852	468	31697	6726	
400 U STATES	35596	10554	424079	106217	
	38448	11022	455776	112943	

IMPORTS INTO CANADA FOR CONSUMPTION

Articles and Countries from which Imported	MONTH OF OCTOBER 1950		TEN MONTHS ENDED OCTOBER 1950		Class Number
	Quantities	Values (\$)	Quantities	Values (\$)	
ENVELOPES					
100 U KINGDOM	M 60	139	771	2939	4202
327 FRANCE			26	140	
344 ITALY			38	307	
347 JAPAN			14	577	
400 U STATES	682	3000	4494	23323	
	742	3139	5343	27286	
ONION SKIN AND MANIFOLD PAPER					
100 U KINGDOM	LB		17194	3027	4203
335 GERMANY			12051	4546	
400 U STATES	16449	13849	168483	141918	
	16449	13849	197728	149491	
BOXED PAPER AND PAPERETRIES					
100 U KINGDOM	LB	354	14485	8794	4204
305 AUSTRIA	200	86	1949	938	
318 DENMARK			2635	1019	
327 FRANCE	686	941	6697	4813	
335 GERMANY			5443	1750	
376 SWITZRLNO	338	239	1130	804	
400 U STATES	12555	4328	74732	40905	
	14276	5948	107071	59023	
HAND MADE PAPER 40 C OR OVER					
100 U KINGDOM	LB	840	4037	2956	4205
344 ITALY		870	450	244	
	840	870	4487	3200	
WASTE PAPER					
400 U STATES	CWT		682900	976328	4209
	92468	176254	682900	976328	
ELECTRIC CABLE INSULATG PAPER					
100 U KINGDOM	LB		33273	4109	4210
400 U STATES	214940	77596	1493867	639139	
	214940	77596	1527140	643248	
PHOTOGRAPHERS PAPERS					
100 U KINGDOM		2710		27669	4211
306 BELGIUM		5623		26063	
347 JAPAN				251	
400 U STATES		86923		906133	
		95256		960116	
SLOTING PAPER NOT PRINTED					
100 U KINGDOM	LB	4386	876	6386	4212
400 U STATES	53569	14772	168607	50781	
	57955	15648	174993	52033	
CIGARETTE PAPER UNGUMMED					
100 U KINGDOM	LB		12076	3821	4213
400 U STATES	59385	33547	726757	404199	
	59385	33547	738833	408020	
CIGARETTE PAPER GUMMED ROLLS					
400 U STATES	LB				4214
CIGARETTE PAPERS IN PACKETS					
327 FRANCE	M	376	4974	3419	4215
400 U STATES			60	791	
	376	4974	3479	43283	
CREPE PAPER DECORATIVE ROLLS					
400 U STATES	LB		28448	10104	4216
			28448	10104	
GUMMED PAPER					
100 U KINGDOM	LB	7134	1331	146876	4217
400 U STATES	81843	40218	694976	322340	
	88977	41549	841852	349520	
HANGINGS OR WALL PAPER					
100 U KINGDOM	LB	832	248	104320	4218
327 FRANCE		20	42	273	
347 JAPAN		10	22	10	
375 SWEDEN			46	16	
400 U STATES	43657	7871	218855	78493	
	44519	8183	323504	97634	
PAPER FOR SHOT SHELLS GUN WAOS					
100 U KINGDOM	LB		689	584	4219
400 U STATES	52358	10655	223487	51559	
	52358	10655	224176	52143	
PAPIERMACHE WARE N O P					
100 U KINGDOM	LB		1780	551	4220
347 JAPAN		233	1661	441	
400 U STATES	140	54	3381	1481	
	987	287	6822	2473	
PAPER FOR PLAYER PIANO ROLLS					
400 U STATES	LB				4221
PAPER DECALCOMANIA					
100 U KINGDOM	LB	5665	1657	51812	4222
400 U STATES	25006	9800	85034	34760	
	30671	11457	136846	47931	
PAPER MATRIX FOR PRINTING					
400 U STATES	LB	39072	14567	759243	4223
	39072	14567	759243	255518	
PAPER MATTING FOR MFRS					
400 U STATES	LB	24432	9865	263705	4224
	24432	9865	263705	116959	
PAPER PHOTO SARYTA COATED					
100 U KINGDOM	LB		170	355	4225
400 U STATES	195976	76890	938057	386983	
	195976	76890	938227	387338	
SHINGLES OF PAPER OR FELT					
400 U STATES	LB		257	13	4226
			257	13	
ROOFING SHEATHING PAPER PREPRO					
100 U KINGDOM	LB		61560	3851	4227

## IMPORTS INTO CANADA FOR CONSUMPTION

Articles and Countries from which Imported	MONTH OF OCTOBER 1950		TEN MONTHS ENDED OCTOBER 1950		Class Number
	Quantities	Values (\$)	Quantities	Values (\$)	
400 U STATES	229513	15832	2022612	152436	
TISSUE PAPER N O P	229513	18832	2084172	156287	4228
100 U KINGDOM	LB 735	250	6602	3607	
305 AUSTRIA			10983	982	
400 U STATES	32381	5571	450121	69328	
TOILET PAPER	33116	5821	467706	73917	4229
400 U STATES	27645	3689	336685	49630	
TOWELS AND NAPKINS PLAIN	27645	3689	336685	49630	
400 U STATES	LB 3623	709	60100	42456	4230
WAXED STENCIL PAPER	3623	709	60100	42456	
100 U KINGDOM	LB 19560	14297	241324	184722	4231
400 U STATES	559	2874	37614	62907	
ALL KINDS OF PAPER N O P	20119	17171	278938	247629	
100 U KINGDOM	LB 14357	2169	103565	24000	4232
231 HONG KONG			620	143	
313 CHINA			1921	980	
327 FRANCE			739	303	
344 ITALY			979	415	
354 NETHRLNDS			35082	6190	
400 U STATES	233012	73473	2716241	698572	
TISSUE PAPER FOR STENCILS	247369	75642	2859147	730603	
400 U STATES	LB 3892	872	37704	8241	4833
FACIAL TISSUES HANDKERCHIEFS	3892	872	37704	8241	
400 U STATES	LB 775479	120386	6737361	1063183	4234
PAPER NAPKINS N O P	775479	120386	6737361	1063183	
100 U KINGDOM	LB 15873	7187	76652	31033	4235
318 DENMARK		1352	29001	15064	
375 SWEDEN			2500	1013	
400 U STATES	6329	2847	210856	73142	
CARBONIZING TISSUE PAPER	24145	11386	319009	120252	
100 U KINGDOM	LB 21639	13911	187269	110150	4236
400 U STATES	12383	4342	269536	66415	
CABLE INSULATING PAPER N O P	34022	18253	456805	176565	
100 U KINGDOM	LB		119662	15698	4237
400 U STATES	5206	1526	161138	36213	
CASH REGISTER PAPER	8206	1526	280800	51911	
400 U STATES	LB		3196	651	4238
FILTER PAPER			3196	651	
100 U KINGDOM	LB 24	12	6892	2107	4239
400 U STATES	47694	49489	380307	395977	
TABULATING PAPER AND STOCK	47718	49501	387199	398784	
400 U STATES	LB 269308	27155	3185629	343070	4240
BAGS AND SACKS OF PAPER	269308	27155	3185629	343070	
100 U KINGDOM	LB 2332	938	13637	3323	4241
400 U STATES	88559	18380	1199278	178067	
PAPER PROTECTORS FOR PLANTS	90891	19318	1212915	181390	
400 U STATES				12813	4242
CONTAINERS PAPERBOARD N O P				12813	
100 U KINGDOM	LB 1760	1292	5940	4940	4243
327 FRANCE			3251	3232	
375 SWEDEN			1149	449	
400 U STATES	296271	94333	3036199	724094	
MILK BOTTLE CAPS OF PAPER	298031	95685	3046539	732715	
400 U STATES		2198		7465	4244
PAPER TUBES AND CONES FOR YARN		2192		7465	
100 U KINGDOM	LB 1003	442	31479	9323	4245
400 U STATES	6977	3626	134555	49461	
PAPER PATTERNS BOOT AND SHOE	7980	4068	166034	58784	
400 U STATES		1929		31350	4246
POCKET SPUTUM CUPS AND REFILLS		1929		31350	
400 U STATES				741	4247
TWINE YARN PAPER FOR FURNITURE				741	
400 U STATES	LB 7230	1609	52643	12122	4248
WINDOW BLINDS OF PAPER	7230	1609	52643	12122	
400 U STATES				1009	4251
MANUFACTURES OF PAPER N O P				1009	
100 U KINGDOM		18908		155033	4252
231 HONG KONG		737		4813	
305 AUSTRIA		64		229	
306 BELGIUM				1786	
317 CZECHO S				509	
318 DENMARK				32	
327 FRANCE		309		2821	
335 GERMANY		559		3597	



IMPORTS INTO CANADA FOR CONSUMPTION

Articles and Countries from which Imported	MONTH OF OCTOBER 1950		TEN MONTHS ENDED OCTOBER 1950		Class Number
	Quantities	Values (\$)	Quantities	Values (\$)	
344 ITALY		1018		3413	
347 JAPAN		1074		18554	
354 NETHRLNDS				382	
375 SWEDEN		177		778	
376 SWITZRLND				459	
400 U STATES		262589		2404087	
		285435		2596493	
PAPER CORES	LB				4253
400 U STATES	134241	8299	1701910	99340	
	134241	8299	1701910	99340	
PAPER CUPS DISHES TABLEWARE					4254
100 U KINGDOM		75		1408	
400 U STATES		3270		6919	
		3345		8327	
PAPER DOILIES AND LACE PAPER	LB				4255
100 U KINGDOM	6103	3633	75900	41756	
318 DENMARK		357		357	
400 U STATES	21428	8198	250643	95790	
	27531	12188	326543	137903	
PAPER NOVELTIES FLOWERS GAMES					4256
100 U KINGDOM		1577		7959	
231 HONG KONG		56		505	
317 CZECHO S				358	
318 DENMARK		1396		6392	
327 FRANCE				26	
335 GERMANY		74		909	
344 ITALY				870	
347 JAPAN		3531		37536	
400 U STATES		5244		24022	
		11878		78577	
PAPER PATTERNS M O P					4257
100 U KINGDOM				30	
400 U STATES		29031		255267	
		29031		255297	
SHIPPING CONTAINERS	LB				4258
400 U STATES	434467	43002	4948831	483902	
	434467	43002	4948831	483902	
TRAYS FOR PACKAGING APPLES	LB				4259
400 U STATES	11310	1988	22798	3754	
	11310	1988	22798	3754	
ARTISTS PROOF ETCHINGS					4261
100 U KINGDOM				58	
327 FRANCE		175		381	
400 U STATES		146		2600	
		321		3039	
ADMIRALTY CHARTS MANUSCRIPTS					4262
100 U KINGDOM		503		2486	
327 FRANCE				376	
400 U STATES		920		19105	
		1423		21967	
BLUEPRINTS MAP AND HYDRO PLANS					4263
100 U KINGDOM		862		18634	
327 FRANCE				500	
400 U STATES		250697		1605193	
		251559		1624327	
MUSIC FOR MECHANICAL PIANOS					4264
400 U STATES		662		2204	
		662		2204	
MUSIC PRINTED					4265
100 U KINGDOM		1482		16900	
306 BELGIUM				132	
327 FRANCE		1457		5546	
376 SWITZRLND				283	
400 U STATES		44869		288138	
		47808		310999	
NEWSPAPERS OR COMIC SECTIONS					4266
400 U STATES		11778		177285	
		11778		177285	
MAGAZINES NEWSPAPERS UNBOUND					4267
100 U KINGDOM		12604		75669	
207 UN SO AFR				777	
234 AUSTRALIA				199	
306 BELGIUM				355	
327 FRANCE				8063	
400 U STATES		1303301		12177307	
		1315905		12262370	
PHOTOGRAPHS NEWS ILLUSTRATION					4268
100 U KINGDOM				30	
400 U STATES		3989		54550	
		3989		54580	
PHOTOGRAPHS CHROMOS N O P					4269
100 U KINGDOM		12192		99700	
231 HONG KONG		444		979	
234 AUSTRALIA		182		234	
306 BELGIUM				174	
313 CHINA				232	
317 CZECHO S				477	
327 FRANCE		563		2530	
335 GERMANY				1278	
344 ITALY				222	
347 JAPAN				12	
352 MEXICO		88		578	
354 NETHRLNDS		366		5433	
359 NORWAY				55	
375 SWEDEN				831	
376 SWITZRLND				3790	

## IMPORTS INTO CANADA FOR CONSUMPTION

Articles and Countries from which Imported	MONTH OF OCTOBER 1950		TEN MONTHS ENDED OCTOBER 1950		Class Number
	Quantities	Values (\$)	Quantities	Values (\$)	
400 U STATES		196637		1434023	
TRANSFERS FOR CHINAWARE		210472		1550548	
100 U KINGDOM		39		357	4270
400 U STATES		4298		44877	
PHOTOGRAPHS FOR REPRODUCTION		4337		45234	
100 U KINGDOM				206	4271
327 FRANCE				310	
400 U STATES		8139		91628	
PAPER FOR DUPLICATING MACHINES		8139		92144	
400 U STATES	LB 10021	7873	68935	63546	4290
ADVERTISING AND PRINTED MATTER	LB 10021	7873	68935	63546	
100 U KINGDOM	LB 33735	31948	278642	282148	4291
231 HONG KONG			140	114	
234 AUSTRALIA	106	104	1925	1568	
306 BELGIUM	80	114	235	298	
317 CZECHOSLOVAKIA			540	431	
318 DENMARK	100	80	140	120	
327 FRANCE	609	883	25580	14674	
335 GERMANY			1099	761	
344 ITALY			207	117	
354 NETHERLANDS	714	436	5363	4954	
359 NORWAY			209	104	
366 PORTUGAL			20	47	
375 SWEDEN	132	17	2873	2027	
376 SWITZERLAND	2035	1301	9021	10002	
400 U STATES	358423	337781	3828410	3447658	
BANK NOTES PRINTED MATTER NOT	395934	372664	4154404	3765023	
100 U KINGDOM		7942		46521	4292
231 HONG KONG				365	
234 AUSTRALIA				395	
236 NEW ZEALAND				76	
327 FRANCE				584	
335 GERMANY				710	
344 ITALY		16		104	
347 JAPAN				141	
354 NETHERLANDS		37		1079	
359 NORWAY				117	
375 SWEDEN				118	
376 SWITZERLAND		201		1504	
380 USSR				271	
381 ALASKA				330	
400 U STATES		130495		982935	
CARDS FOR PLAYING	PACK 2880	1405	5382	2466	4293
100 U KINGDOM			50	332	
231 HONG KONG			900	273	
347 JAPAN			598477	125788	
400 U STATES	127221	25366	604809	128859	
HAND MADE DRAWINGS OR DESIGNS	130101	26771			
100 U KINGDOM				405	4294
327 FRANCE				2377	
400 U STATES		15017		113810	
LABELS TAGS TICKETS		15017		116592	
100 U KINGDOM		1389		8417	4295
207 UNION OF SOUTH AFRICA				172	
234 AUSTRALIA				98	
327 FRANCE				483	
366 PORTUGAL				55	
386 URUGUAY				300	
400 U STATES		24712		185354	
PICTORIAL POST CARDS FOLDERS		26101		194879	
100 U KINGDOM	LB 1891	1761	14261	14557	4296
306 BELGIUM			86	159	
327 FRANCE			1206	2719	
344 ITALY	150	368	1377	3443	
352 MEXICO			55	239	
376 SWITZERLAND			451	1130	
400 U STATES	45509	50546	202562	195759	
BIBLES PRAYER BOOKS HYMN BOOKS	47550	52675	219998	218006	
100 U KINGDOM		20396		193039	4301
234 AUSTRALIA				110	
304 ARGENTINA				10	
306 BELGIUM		32203		145610	
317 CZECHOSLOVAKIA				1929	
326 FINLAND		58		93	
327 FRANCE		12167		141933	
335 GERMANY		3457		13840	
344 ITALY		3094		83842	
354 NETHERLANDS		10		2167	
360 ISRAEL		314		974	
376 SWITZERLAND		553		5239	
389 IRELAND				203	
400 U STATES		200318		1255825	
BLANK BOOKS RULED OR PLAIN		272570		1844814	
100 U KINGDOM		1256		3660	4302
231 HONG KONG				190	

IMPORTS INTO CANADA FOR CONSUMPTION

Articles and Countries from which Imported	MONTH OF OCTOBER 1950		TEN MONTHS ENDED OCTOBER 1950		Class Number
	Quantities	Values (\$)	Quantities	Values (\$)	
335 GERMANY				898	
344 ITALY				52	
400 U STATES		105		3826	
<b>BOOKS OVER 12 YEARS OLD</b>		<b>1361</b>		<b>8626</b>	<b>4303</b>
100 U KINGDOM		36		2388	
400 U STATES		13759		18584	
<b>TEXT BOOKS FOR SCHOOLS COLLEGE</b>		<b>13795</b>		<b>20972</b>	<b>4305</b>
100 U KINGDOM		27324		312769	
234 AUSTRALIA				833	
236 NEW ZEAL				416	
305 AUSTRIA				10	
306 BELGIUM		882		9630	
318 DENMARK				330	
327 FRANCE		8618		96981	
335 GERMANY		706		1813	
341 ICELAND				500	
344 ITALY		188		2610	
352 MEXICO				25	
354 NETHRLNDS				854	
372 SPAIN		139		139	
376 SWITZRLND				9066	
400 U STATES		352733		2726346	
<b>BOOKS NOVELS FICTION</b>		<b>390590</b>		<b>3162322</b>	<b>4306</b>
100 U KINGDOM		1265		21921	
327 FRANCE				761	
376 SWITZRLND				1731	
400 U STATES		48570		535845	
<b>BOOKS SCIENCE FOR LIBRARIES</b>		<b>49835</b>		<b>560258</b>	<b>4307</b>
100 U KINGDOM		6605		81724	
207 UN 80 AFR				43	
234 AUSTRALIA		83		1707	
236 NEW ZEAL		371		1282	
306 BELGIUM		146		1415	
327 FRANCE		1804		19292	
335 GERMANY		56		258	
344 ITALY		100		1247	
354 NETHRLNDS				460	
375 SWEDEN		23		279	
376 SWITZRLND		41		2569	
400 U STATES		183457		1761243	
<b>BOOKS GOVERNMENT ASSOCIATION</b>		<b>192686</b>		<b>1871519</b>	<b>4308</b>
100 U KINGDOM		2436		24722	
220 BERMUOA				1210	
221 B GUIANA				1778	
228 LEEW WIND		80		330	
234 AUSTRALIA				105	
327 FRANCE		1473		8417	
354 NETHRLNDS				147	
400 U STATES		1113		41823	
<b>FREIGHT RATES FOR RAILWAYS</b>		<b>5102</b>		<b>78532</b>	<b>4309</b>
100 U KINGDOM		160		641	
234 AUSTRALIA		84		973	
400 U STATES		2237		17973	
<b>BOOKS PRINTED PERIODICALS NOP</b>		<b>2481</b>		<b>19587</b>	<b>4310</b>
100 U KINGDOM		63887		509565	
231 HONG KONG				305	
234 AUSTRALIA				778	
306 BELGIUM				334	
327 FRANCE		380		2812	
354 NETHRLNDS				454	
375 SWEDEN				43	
376 SWITZRLND				4696	
380 USSR				1826	
381 ALASKA				862	
389 IRELAND		16		16	
400 U STATES		597291		4554227	
<b>BOOKS FOREIGN LANGUAGE</b>		<b>661574</b>		<b>5075918</b>	<b>4311</b>
100 U KINGDOM		738		2026	
231 HONG KONG				191	
304 ARGENTINA		39		39	
306 BELGIUM		4917		18787	
309 BRAZIL				152	
317 CZECHOS				129	
326 FINLAND				239	
327 FRANCE		55103		381297	
335 GERMANY		15		899	
340 HUNGARY		97		569	
344 ITALY		949		2840	
352 MEXICO		13		138	
354 NETHRLNDS		60		122	
359 NORWAY		10		31	
360 ISRAEL				44	
375 SWEDEN				3874	
376 SWITZRLND		122		4847	
380 USSR		288		2044	
400 U STATES		43832		253526	
		<b>106183</b>		<b>671864</b>	



Articles and Countries from which Imported	MONTH OF OCTOBER 1950		TEN MONTHS ENDED OCTOBER 1950		Class Number
	Quantities	Values (\$)	Quantities	Values (\$)	
<b>GROUP 5</b>					
<b>IRON AND ITS PRODUCTS</b>					
IRON ORE	TON				5001
100 U KINGDOM			11	643	
309 BRAZIL	32208	268132	73748	621925	
400 U STATES	508748	2642406	2481135	13400390	
	540958	2910538	2554894	14022958	
FERRO TUNGSTEN	CWT				5010
100 U KINGDOM			229	20545	
347 JAPAN			456	35987	
400 U STATES			97	17542	
			782	74074	
PIG IRON FOR AGRIC IMPLEMENTS	TON				5011
335 GERMANY			1102	41612	
400 U STATES	344	24859	1375	72946	
	344	24859	2477	114558	
PIG IRON M O P	TON				5012
100 U KINGDOM			2978	112020	
207 UN SO AFR			112	3515	
327 FRANCE			352	13544	
335 GERMANY			10920	349420	
354 NETHRLNDS			50	2011	
375 SWEDEN			56	3094	
400 U STATES			8914	366674	
			23382	850278	
FERRO MANG UNDER	CWT				5013
1 PC BILICON			282	3086	
100 U KINGDOM			5849	83922	
359 NORWAY	1078	17556	13176	54721	
400 U STATES	33	486	19307	141729	
	1111	18042			
BILICO MANG OVER	CWT				5014
1 PC BILICON			1630	14128	
400 U STATES	20	603	1630	14128	
	20	603			
FERRO SILICON	CWT				5015
359 NORWAY			31034	183809	
400 U STATES	694	4368	5218	48608	
	694	4368	36252	232417	
ALLOYS M O P FOR MFR OF STEEL	CWT				5018
100 U KINGDOM			677	21417	
347 JAPAN			1540	31881	
375 SWEDEM	915	16325	915	16325	
388 YUGO SLAV			1126	20167	
400 U STATES	497	35756	8344	326408	
	1412	52081	12602	416198	
BILLETS BESSEMER FOR TUBES	TON				5019
INGOTS COGGED BLOOMS SLABS NOP	TON				5020
100 U KINGDOM			12	2487	
400 U STATES	1363	119284	2831	255729	
	1363	119284	2843	258216	
INGOTS NOT LESS THAN 3 CTS LB	TON				5021
306 BELGIUM			112	6500	
400 U STATES	1093	91083	4186	349355	
	1093	91083	4298	355855	
INGOTS FOR FORGINGS	TON				5022
INGOTS NOP			2724	247268	
400 U STATES	991	79371	2724	247268	
	991	79371			
SPONGE IRON	TON				5024
400 U STATES	2	625	5	1271	
	2	625	5	1271	
CAST SCRAP	TON				5031
100 U KINGDOM			3	47	
220 BERMUOA			518	19857	
327 FRANCE			8201	215518	
334 ST PIERRE			55	1099	
335 GERMANY			23795	628441	
384 P RICO			2524	58013	
400 U STATES	2847	88423	24791	675019	
	2847	88423	59887	1597994	
WROUGHT SCRAP	TON				5032
100 U KINGDOM			1	41	
306 BELGIUM	1231	35084	12859	510496	
327 FRANCE			13832	472964	
328 FR AFRICA			15498	393067	
334 ST PIERRE			103	1282	
357 NETH ANT			5863	107782	
384 P RICO			58	1207	
400 U STATES	8900	257643	38765	977141	
	10131	292727	86979	2463980	
TIN PLATE SCRAP	TON				5033
400 U STATES	2	17	799	18074	
	2	17	799	18074	
AXLES FOR RAILWAY VEHICLES					5041
400 U STATES		8124		71199	
		8124		71199	
AXLES FOR VEHICLES N O P					5042
100 U KINGDOM				40	
400 U STATES		9788		97962	
		9788		98002	
AXLES N O P					5043
100 U KINGDOM				177	
400 U STATES		5391		76623	
		5391		76800	

## IMPORTS INTO CANADA FOR CONSUMPTION

Articles and Countries from which Imported	MONTH OF OCTOBER 1950		TEN MONTHS ENDED OCTOBER 1950		Class Number
	Quantities	Values (\$)	Quantities	Values (\$)	
CASTINGS FOR AGRIC IMPLEMENTS 400 U STATES		40596		790909	5044
		40596		790909	
INGOT MOULDS FOR STEEL 100 U KINGDOM 400 U STATES		1400		2857	5048
		87249		1329369	
		88649		1332326	
MOULDS N O P 400 U STATES		21031		102540	5046
		21031		102540	
CASTINGS MALLEABLE N O P 100 U KINGDOM 400 U STATES	CWT		26	494	5047
		4256	29565	560155	
		4256	29591	560649	
CASTINGS NON MALLEABLE N O P 100 U KINGDOM 400 U STATES	CWT		134	2756	5048
		14	287		
		1176	18284	31757	278985
		1190	18571	31891	281741
CASTINGS OF STEEL N O P 100 U KINGDOM 359 NORWAY 400 U STATES	CWT		17	207	5049
		141	3720	2085	22973
		1433	29818	11869	251191
		1574	33538	13971	274371
FORGINGS N O P 100 U KINGDOM 400 U STATES		17563		104431	5050
		79322		435571	
		96885		540002	
FORGINGS HOLLOW AND 20 TONS 100 U KINGDOM 400 U STATES		38102		318240	5051
		12280		91860	
		50382		410100	
PISTON RING CASTINGS ROUGH 400 U STATES		7109		95544	5052
		7109		95544	
CASTINGS FOR RAILWAY VEHICLES 400 U STATES		109253		911483	5054
		109253		911483	
TIRES STEEL ROUGH RAILWAY 100 U KINGDOM 400 U STATES	CWT		83861	613201	5058
		14729	105633	9198	61872
		29	185		
		14758	105818	93059	675073
FORGINGS FOR SURGICAL INSTR STEEL WHEELS FOR RAILWAYS 100 U KINGDOM 400 U STATES		90760		855899	5057
		21015		131519	
		111775		987418	
FORGED GOLF CLUB HEADS 400 U STATES		15392		60460	5058
		15392		60460	
SEMI FINISHED PISTON CASTINGS 400 U STATES		21086		72726	5059
		21086		72726	
BARB BILLETS HOT ROLLED N O P 100 U KINGDOM 306 BELGIUM 327 FRANCE 335 GERMANY 400 U STATES	CWT		17808	61913	5071
		6878	24653	94053	275973
		8447	30507	1649	4475
		1649	4475	1111	3912
		1111	3912	5512	17606
		7	27		
		18092	63574	120133	363879
BARB BILLETS COLD ROLLED N O P 100 U KINGDOM 400 U STATES	CWT		38868	213489	5072
		13751	67985	70544	679957
		10722	101176	109412	893446
		24473	169161		
BARB BILLETS H R 4CTS AND OVER 100 U KINGDOM 306 BELGIUM 347 JAPAN 375 SWEDEN 400 U STATES	CWT		47917	566754	5073
		6371	72082	3170	13996
		2683	11177	551	2601
		551	2601	1353	13096
		14	399		
		62294	411916	407680	2660106
		71913	498175	460671	3256553
BARB BILLETS HAMMERED N O P 400 U STATES	CWT		659	30130	5074
		68	2590	659	30130
BARB HOT ROLLED FOR SHAFTING	CWT				5075
BARB SHEETS STRIP FOR SHOVELS 400 U STATES	CWT		2203	10556	5076
			2203	10556	
BARB RODS FOR AGRIC IMPLEMENTS 100 U KINGDOM 400 U STATES	CWT		2428	9061	5077
		657	1693	207143	1191189
		68408	321011	209571	1200250
		69065	322704		
RAILWAY RAILS N O P 100 U KINGDOM 306 BELGIUM 400 U STATES	TON		17211	1248413	5078
		5752	420066	761	44292
		136	8836	4691	195398
		970	41047		
		6858	469949	22663	1488103
STEEL GROOVED TRAMWAY RAILS 400 U STATES	TON		618	59941	5079
		67	5755	618	59941
BARB HOT R ROUNDS AND SQUARES 100 U KINGDOM 400 U STATES	CWT		9560	53806	5081
		511	3201	82266	
		2347	13320	21876	136072
		2858	16521		

Articles and Countries from which Imported	MONTH OF OCTOBER 1950		TEN MONTHS ENDED OCTOBER 1950		Class Number
	Quantities	Values (\$)	Quantities	Values (\$)	
RODS FOR HORSESHOE NAILS	CWT				5101
RODS FOR MANUFACTURE OF CHAIN	CWT				5102
RODS NOT OVER 3/8 IN FOR WIRE	CWT				5103
100 U KINGDOM	5626	18773	5626	18773	
306 BELGIUM	3505	10493	34721	111696	
327 FRANCE			1995	6126	
335 GERMANY	2270	7990	5387	20174	
400 U STATES	1556	6588	8214	50391	
	12957	43844	55943	207160	
WELDING RODS OF ALL KINDS	CWT				5104
100 U KINGDOM	11	797	285	8877	
375 SWEDEN	82	872	82	872	
400 U STATES	6847	116590	49883	1035339	
	6940	118259	50250	1045088	
BLANKS FOR MILLING CUTTERS	CWT				5111
400 U STATES			147	5150	
			147	5150	
STRIP HOT R 080 INCH OR LESS	CWT				5112
100 U KINGDOM	2272	8822	22209	94914	
306 BELGIUM			1488	5304	
327 FRANCE			506	2172	
400 U STATES	195	851	8722	41251	
	2467	9673	32925	143641	
STRIP HOT R OVER 080 INCH	CWT				5113
100 U KINGDOM	4044	15413	15101	59998	
306 BELGIUM	1190	5017	9631	35493	
327 FRANCE			109	468	
400 U STATES	4125	18712	24639	109254	
	9359	39142	49480	205213	
STRIP COLD R 080 INCH OR LESS	CWT				5114
100 U KINGDOM	5852	41109	12501	84284	
375 SWEDEN	244	6913	4007	137025	
400 U STATES	15156	153468	120360	1189303	
	21252	201490	136868	1410612	
STRIP COLD R OVER 080 INCH	CWT				5115
100 U KINGDOM	216	1688	317	2420	
400 U STATES	1240	14321	17973	188542	
	1456	16009	18290	190962	
STRIP HOT R FOR COLD ROLLING	CWT				5116
100 U KINGDOM			1978	7450	
400 U STATES	635	3228	31683	143230	
	635	3228	33661	150680	
STRIP FOR MANUFACTURE OF MATS	CWT				5117
100 U KINGDOM			484	2417	
			484	2417	
STRIP COLD ROLLED FOR DOORS	CWT				5118
400 U STATES			1056	8807	
			1056	8807	
HOOP TAG METAL FOR LACES					5119
HOOP STEEL FOR COOPERAGE	CWT				5120
100 U KINGDOM	1051	6233	6102	32874	
400 U STATES	1751	13193	9977	67314	
	2802	19426	16079	100188	
PLATES 66 INCHES WIDE OR LESS	CWT				5121
100 U KINGDOM	48756	190086	171231	651482	
306 BELGIUM	30215	145970	61058	245751	
327 FRANCE	10914	34724	13064	42394	
400 U STATES	23506	101076	111638	482512	
	113391	471856	356991	1422139	
PLATES OVER 66 IN LESS 78 IN	CWT				5122
100 U KINGDOM	65707	249303	279387	1035738	
327 FRANCE	807	2757	5373	15717	
335 GERMANY			416	1593	
400 U STATES	20823	90040	141435	611037	
	87337	342100	426611	1664085	
PLATES FLANGED CURVED M O P	CWT				5123
400 U STATES	815	15577	22280	294255	
	815	15577	22280	294255	
PLATES FOR BOILERS DIGESTERS	CWT				5124
100 U KINGDOM	4455	18532	21396	92667	
400 U STATES	9948	54464	73659	418707	
	14403	72996	95055	511374	
PLATES STEEL CHEQUER SURFACE	CWT				5125
100 U KINGDOM			9217	43705	
400 U STATES	4061	21010	54141	290106	
	4061	21010	63358	333811	
SHEETS OVER 080 INCH THICK M O P	CWT				5126
100 U KINGDOM	5977	27863	19095	82211	
306 BELGIUM	49022	201987	69269	273481	
327 FRANCE	1279	5427	1279	5427	
400 U STATES	42648	191824	424741	2286060	
	98926	427101	584384	2647179	
SHEETS 080 INCH OR LESS M O P	CWT				5127
100 U KINGDOM	15314	71045	92062	435301	
306 BELGIUM	2814	14872	11527	52667	
400 U STATES	127828	722988	871336	4768609	
	145956	808905	974925	5256577	
SHEET OR STRIP FOR TIN PLATE	CWT				5128
400 U STATES			1196	8819	
			1196	8819	
SHEETS FOR MFR OF HOLLOW WARE	CWT				5129
100 U KINGDOM	5198	31175	15719	92963	

Articles and Countries from which Imported	MONTH OF OCTOBER 1950		TEN MONTHS ENDED OCTOBER 1950		Class Number
	Quantities	Values (\$)	Quantities	Values (\$)	
400 U STATES	17264	127375	112983	729015	
SHEETS BLUE FOR HEATING APP	22462	158550	128702	821978	
100 U KINGDOM			631	4304	5130
400 U STATES	281	2648	7489	56359	
SHEETS 075SILICON FOR ELEC APP	281	2648	8120	60663	
100 U KINGDOM					5131
400 U STATES	5203	43785	32534	280450	
SHEETS 50 PER POUND OR OVER	45656	534653	400936	4606963	
100 U KINGDOM	50859	578438	433470	4887413	
306 BELGIUM					5132
375 GERMANY					
375 SWEDEN					
400 U STATES	6076	32844	14061	111876	
SHEETS RUST PROOF OVER 5 CTS	10332	56113	10332	56113	
100 U KINGDOM					5133
375 SWEDEN	3358	19141	5535	32106	
376 SWITZRLND					
400 U STATES	106862	820500	627357	4537403	
SHEETS CORRUGATED AND PEBBLED	126628	928598	657314	4737939	
100 U KINGDOM					5134
400 U STATES	1308	49692	11814	503533	
SHEETS COATED WITH PAINT TAR					5135
100 U KINGDOM					
400 U STATES	5	1110	30	1514	
SHEETS COATED WITH ENAMEL	13836	515297	116440	4734941	
100 U KINGDOM					5136
400 U STATES	15149	566099	128356	5243226	
SHEETS COATED WITH TIN					5137
100 U KINGDOM					
400 U STATES	509	2988	3293	19789	
SHEETS COATED WITH METAL N O P	4807	32945	77053	495646	
100 U KINGDOM					5139
400 U STATES	5316	35933	80346	515435	
SHEETS COATED WITH ZINC N O P					5140
100 U KINGDOM					
306 BELGIUM					
327 FRANCE					
400 U STATES	662	7966	5957	68809	
SHEETS FOR COATING WITH METALS	4362	41085	21421	175520	
100 U KINGDOM					5141
400 U STATES	5024	49051	27378	244329	
SHEETS SHAPED FOR AGRIC IMPL					5142
100 U KINGDOM					
400 U STATES	527	15039	638	8256	
SHEETS FOR MFR BUCKLE CLASPS	527	15039	9799	194702	
100 U KINGDOM					5143
400 U STATES	18462	125814	149786	1020224	
SHEETS COLD ROLLED FOR HINGES					5144
100 U KINGDOM					
306 BELGIUM					
327 FRANCE					
400 U STATES	26001	218608	272013	2155722	
SHEETS FOR MFR OF SADDLERY	44463	344422	422183	3177584	
100 U KINGDOM					5145
400 U STATES					
SHEETS TEMPERED FOR SAWS					5146
100 U KINGDOM					
375 SWEDEN					
400 U STATES	3934	32465	5394	46196	
SHEETS NOT TEMPERED FOR SAWS	10100	112441	46934	539100	
100 U KINGDOM					5147
400 U STATES	14034	144906	52328	585296	
SHEETS COLD ROLLED FOR PIPE					5148
100 U KINGDOM					
400 U STATES	253	1758	2135	14274	
SKELP 14 INS OR LESS FOR PIPE	920	9774	10872	104980	
100 U KINGDOM					5149
306 BELGIUM	1173	11532	13007	119254	
400 U STATES	2137	17688	16856	128775	
SKELP OVER 14 INS FOR PIPE	2137	17688	16856	128775	
100 U KINGDOM					5150
306 BELGIUM					
400 U STATES					
HOT R STRIP FOR MOTOR VEHICLES					5151
100 U KINGDOM					
306 BELGIUM					
400 U STATES	47	281	47	281	
WROUGHT OR PUDDLED IRON BILLET					5152
100 U KINGDOM					
306 BELGIUM					
400 U STATES	132	5119	79	2029	
HOOB STRIP BESSEMER FOR HINGES	271	15442	593	29674	
100 U KINGDOM					5153
400 U STATES	403	20561	2182	115837	
PLATES 78 INCHES AND OVER					5154
100 U KINGDOM					
400 U STATES	41	738	447	9157	
WROUGHT OR PUDDLED IRON BILLET	3950	105326	24772	646465	
100 U KINGDOM					5155
400 U STATES	3991	106064	25219	655622	
HOOB STRIP BESSEMER FOR HINGES					5156
100 U KINGDOM					
400 U STATES	14229	89778	180528	993996	
PLATES 78 INCHES AND OVER	14229	89778	180528	993996	
100 U KINGDOM					5157
400 U STATES	108757	361031	325792	1088815	
WROUGHT OR PUDDLED IRON BILLET	45996	189732	279624	958032	
100 U KINGDOM					5158
400 U STATES	135992	505741	1566900	6054669	
HOOB STRIP BESSEMER FOR HINGES	290745	1056504	2172316	8101516	
100 U KINGDOM					5159
400 U STATES	18733	74243	397238	1510273	
PLATES 78 INCHES AND OVER	18733	74243	397238	1510273	
100 U KINGDOM					5160
400 U STATES	49931	256073	360721	1885131	
HOOB STRIP BESSEMER FOR HINGES	49931	256073	360721	1885131	
100 U KINGDOM					5161
400 U STATES					
WROUGHT OR PUDDLED IRON BILLET					5162
100 U KINGDOM					
400 U STATES	6316	25236	18187	56593	
HOOB STRIP BESSEMER FOR HINGES	6316	25236	18187	56593	
100 U KINGDOM					5163
400 U STATES	40109	148732	328081	1185787	
WROUGHT OR PUDDLED IRON BILLET	14512	63908	148012	647394	
100 U KINGDOM					5164
400 U STATES	54621	212640	476093	1833181	



IMPORTS INTO CANADA FOR CONSUMPTION

Articles and Countries from which Imported	MONTH OF OCTOBER 1950		TEN MONTHS ENDED OCTOBER 1950		Class Number
	Quantities	Values (\$)	Quantities	Values (\$)	
SHEETS COATED LEAD AND TIN 100 U KINGDOM 400 U STATES	CWT 14 10247 10261	113 78525 78638	486 110089 110575	3346 826477 829823	5187
ANGLES BEAMS 35 LBS OR OVER 100 U KINGDOM 306 BELGIUM 327 FRANCE 400 U STATES	CWT 16828 33743 420 220034 271025	65020 123995 1164 935139 1125318	130375 137171 976 1947226 2215748	483134 470514 2411 8330872 9286931	5161
ANGLES BEAMS N O P 100 U KINGDOM 306 BELGIUM 327 FRANCE 335 GERMANY 400 U STATES	CWT 9478 30762 237 50958 91435	39072 120767 606 257679 418124	17257 105168 237 222 290228 413112	79419 355069 606 3680 1634675 2073449	5162
ANGLES DRILLED 100 U KINGDOM 400 U STATES	CWT 13931 1770 15701	89714 16177 105891	27633 8271 35904	177225 70970 248195	5163
BEAMS UNDER 5 1 HALF LB PER YD 400 U STATES	CWT 2070 2070	8985 8985	37860 37860	176451 176451	5164
MASTS ANGLE PLATES FOR SHIPS 100 U KINGDOM 306 BELGIUM 400 U STATES	CWT 6794 15739 22533	33735 64606 98341	77248 1187 142604 221039	305451 3652 618692 927995	5168
SASH OR CASEMENT SECTIONS 100 U KINGDOM 306 BELGIUM 400 U STATES	CWT 404 740 6127 7271	1579 4267 35629 41475	2267 1630 33245 37142	11088 8973 203666 223727	5166
SHAPES 35 LBS PER YARD OR OVER 100 U KINGDOM 306 BELGIUM 327 FRANCE 400 U STATES	CWT 1155 1189 243 4193 6780	4564 4435 621 19742 29362	3434 9548 243 47481 60706	12907 29416 621 217701 260648	5167
SILL SECTIONS FOR RAILWAY CARS	CWT				5168
PIPE CAST 5 CT8 PER LB OR LESS 100 U KINGDOM 400 U STATES	CWT 52090 52090	182061 182061	227833 16558 244391	756835 73186 830021	5181
PIPE CAST N O P 100 U KINGDOM 400 U STATES	CWT 1640 1856 3496	8954 22372 31326	2108 4903 7011	14908 72253 87161	5182
PIPE TUBES FOR BOILERS 100 U KINGDOM 400 U STATES		15947 149855 165802		145231 1218798 1364029	5183
PIPE REDSTEAD BRASS TRIMMINGS					5184
PIPE WROUGHT 2 ONE HALF INCHES 100 U KINGDOM 375 SWEDEN 400 U STATES		1137 1749 3093 5979		14902 1749 40293 56944	5188
PIPE SEAMLESS 5 CT8 PER LB NOP 100 U KINGDOM 375 SWEDEN 400 U STATES		52555 2283 165685 220523		319840 45256 2080751 2445847	5186
PIPE WROUGHT OVER 10 1 HALF IN 100 U KINGDOM 400 U STATES		84727 66291 151018		477728 12596690 13074418	5187
PIPE WROUGHT LESS 10 1 HALF IN 100 U KINGDOM 306 BELGIUM 317 CZECHO S 335 GERMANY 354 NETHRLNOS 400 U STATES		143758 6010 4939 4260 1448 213917 374332		2137316 12017 4939 4260 1448 1854678 4014658	5188
TUBES WROUGHT COATED HALF INCH 400 U STATES		22680 22680		120157 120157	5190
PIPE WROUGHT N O P 100 U KINGDOM 400 U STATES		103528 103528		16243 555737 571980	5191
PIPE FITTINGS COUPLINGS N O P 100 U KINGDOM 400 U STATES		4233 223244 227477		25509 1907594 1933103	5192
PIPE SEAMLESS COLD DR POLISHED 100 U KINGDOM 400 U STATES		2588 1994 4582		25474 22950 48424	5193
TUBING STEEL FOR FISHING ROOS 400 U STATES		391 391		4988 4988	5194

## IMPORTS INTO CANADA FOR CONSUMPTION

Articles and Countries from which Imported	MONTH OF OCTOBER 1950		TEN MONTHS ENDED OCTOBER 1950		Class Number
	Quantities	Values (\$)	Quantities	Values (\$)	
CASING GAS WATER OR OIL WELL 100 U KINGDOM 306 BELGIUM 335 GERMANY 400 U STATES		195089		614352	5198
		41104		24931	
		813371		127877	
		1049564		4476513	
				5243673	
PIPE FITTINGS WELDING TYPE 100 U KINGDOM 400 U STATES		8138		10170	5196
		97033		595319	
		105171		605489	
PIPE FOR WELDING TYPE FITTINGS 400 U STATES		35126		265717	5197
		35126		265717	
WIRE BARBED FENCING 100 U KINGDOM 400 U STATES	CWT 410	3409	3015	24814	5201
			455	2351	
	410	3409	3470	27165	
WIRE FLAT QUARTER INCH OR LESS 100 U KINGDOM 335 GERMANY 375 SWEDEN 400 U STATES	CWT		16	262	5203
		51	51	661	
		76	1	254	
	127	1919	3055	56713	
		2580	3123	57890	
WIRE ZINC COATED N O P 100 U KINGDOM 400 U STATES	CWT		931	7983	5204
		1522	13107	222076	
	1522	20808	14038	230059	
WIRE COATED NOP OR COVERED 100 U KINGDOM 347 JAPAN 400 U STATES	CWT		354	9288	5205
		17	17	327	
		904	4711	100046	
	921	15239	5082	109661	
WIRE ROPE FOR RIGGING SHIPS 100 U KINGDOM 400 U STATES	CWT		746	8813	5206
		139	14	230	
		14	760	9043	
	153	2002			
WIRE ROPE CABLE NOP IRON STEEL 100 U KINGDOM 306 BELGIUM 335 GERMANY 354 NETHRLNOS 381 ALASKA 400 U STATES	CWT		15978	294844	5207
		3716	22	338	
		22	776	9143	
		15	303	4736	
		219	15	219	
	5355	47783	30318	408183	
	9108	113756	47412	717463	
WIRE FOR UPHOLSTERY SPRINGS 100 U KINGDOM 400 U STATES	CWT		466	3389	5208
		4267	44983	326375	
	4267	29758	45449	329764	
WIRE FOR CORSET STEELS 100 U KINGDOM 400 U STATES	CWT		215	7780	5209
		32	2077	80171	
		127	2292	87951	
	159	1169			
WIRE FOR MFR OF WIRE ROPE 100 U KINGDOM 400 U STATES	CWT		154781	1383391	5210
		19480	107633	1234995	
		7987	262414	2618386	
	27467	263432			
WIRE COMMERCIAL FISHING N O P 400 U STATES				4175	5211
				4175	
WIRE FOR MFR CARD CLOTHING 100 U KINGDOM 400 U STATES	CWT		155	5067	5212
		63	23	1097	
		3	178	6164	
	66	1991			
WIRE ZINC COATED FOR FENCING 400 U STATES	CWT		3248	26142	5213
		1018		26142	
	1018	8132	3248	26142	
WIRE OF IRON OR STEEL N O P 100 U KINGDOM 335 GERMANY 359 NORWAY 375 SWEDEN 400 U STATES	CWT		742	14712	5214
		178	56	2648	
		4	16	298	
			64	2767	
	8481	117944	70179	1107625	
	8663	121583	71057	1128050	
WIRE FENCING NOT LESS OBO INCH 100 U KINGDOM 400 U STATES				9374	5215
		5145		16485	
		5145		25859	
WIRE FENCING WOVEN N O P 100 U KINGDOM 400 U STATES		201		25588	5216
		8409		58016	
		8610		83604	
NETTING FOR FUR FARMS 100 U KINGDOM 400 U STATES		148		10330	5217
				300	
		148		10630	
WIRE SCREENS DOORS WINDOWS 100 U KINGDOM 400 U STATES		125		1084	5218
		964		3101	
		1089		4185	
WIRE MESH IN ACETATE FILM 100 U KINGDOM 400 U STATES		2836		27134	5219
		4637		17565	
		7473		44699	
WIRE CLOTH 100 U KINGDOM 335 GERMANY				12207	5220
				2016	

Articles and Countries from which Imported	MONTH OF OCTOBER 1950		TEN MONTHS ENDED OCTOBER 1950		Class Number
	Quantities	Values (\$)	Quantities	Values (\$)	
400 U STATES		14272		138722	
WIRE NETTING		14272		152945	5221
100 U KINGDOM		8262		90508	
400 U STATES		17388		95790	
WIRE RUSTPROOF FOR FISHING		25650		106298	5222
100 U KINGDOM				792	
400 U STATES				3556	
CABLE CHAIN FOR SHIPS				4348	
CWT					5231
100 U KINGDOM	1288	16094	2087	26003	
400 U STATES	60	3081	5975	59056	
	1348	19175	8062	85059	
COIL CHAIN 9 EIGHTHS AND OVER					5232
CWT					
100 U KINGDOM	70	942	1429	19737	
366 PORTUGAL			20	700	
400 U STATES	247	8529	3435	61359	
	317	9471	4884	81796	
COIL CHAIN UNDER 9 EIGHTHS IN					5233
CWT					
100 U KINGDOM	300	5308	1568	26782	
400 U STATES	405	8276	5166	104614	
	705	13584	6734	131396	
SPROCKET CHAIN FOR AGRIC IMPL					5234
100 U KINGDOM				9222	
400 U STATES		84509		1054961	
		84509		1064183	
SILENT CHAIN ROLLER CHAIN					5235
100 U KINGDOM		38291		208426	
317 CZECHO S				879	
335 GERMANY				48	
400 U STATES		54915		440305	
		93206		649658	
CHAINS N O P					5236
100 U KINGDOM		2278		24000	
327 FRANCE		39		155	
375 SWEDEN				10574	
400 U STATES		44675		447627	
		46992		482356	
DIESEL ENGINE PARTS N O P					5240
100 U KINGDOM		14657		252718	
318 DENMARK				334	
335 GERMANY		501		13648	
354 NETHRLNDS				1964	
359 NORWAY				157	
372 SPAIN				2024	
378 SWEDEN		797		25405	
376 SWITZRLNO		782		22035	
400 U STATES		490266		3797970	
		507003		4116255	
BOILERS AND PARTS N O P					5241
100 U KINGDOM		43		18882	
400 U STATES		94991		627876	
		95034		646758	
AUTOMOSILE ENGINES AND PARTS					5242
NO					
100 U KINGDOM	487	110182	1161	342765	
317 CZECHO S				2165	
344 ITALY				47	
381 ALASKA				67	
400 U STATES	1253	1058461	14834	11086808	
	1740	1168643	15995	11431852	
ENGINES DIESEL SEMI DIESEL					5243
NO					
100 U KINGDOM	94	151146	402	626367	
234 AUSTRALIA			12	3818	
327 FRANCE			5	4056	
366 PORTUGAL			1	7500	
400 U STATES	172	676370	1344	4513961	
	266	827516	1764	5155702	
ENGINES GAS MARINE AND PARTS					5244
NO					
100 U KINGDOM	1	7073	19	53242	
354 NETHRLNDS				1103	
400 U STATES	63	75573	824	636515	
	64	82646	843	690860	
ENGINES MOTOR TRUCK AND PARTS					5245
NO					
100 U KINGDOM			24	22213	
400 U STATES	243	216105	9692	3579143	
	243	216105	9716	3601356	
ENGINES FISHING BOAT AND PARTS					5246
NO					
100 U KINGDOM			1	929	
400 U STATES	6	3865	133	72060	
	6	3865	134	72989	
PARTS OF AIRCRAFT ENGINES					5248
100 U KINGDOM		209337		2892331	
234 AUSTRALIA				1823	
400 U STATES		97251		828774	
		306588		3722928	
OUTBOARD MOTORS AND PARTS					5250
NO					
100 U KINGDOM	2	482	66	9592	
400 U STATES	51	95022	1203	1015489	
	53	95504	1269	1025081	
ENGINES UP TO 1 AND 1 HALF H P					5251
NO					
100 U KINGDOM	3	143	914	32179	
400 U STATES	16	1560	2421	69677	
	19	1703	3335	101856	
ENGINES GAS M D P AND PARTS					5252
NO					
100 U KINGDOM	55	10513	406	62449	
335 GERMANY			2	66	

## IMPORTS INTO CANADA FOR CONSUMPTION

Articles and Countries from which Imported	MONTH OF OCTOBER 1950		TEN MONTHS ENDED OCTOBER 1950		Class Number
	Quantities	Values (\$)	Quantities	Values (\$)	
359 NORWAY		132		407	
400 U STATES	3380	604156	31594	6528837	
ENGINES STEAM M O P AND PARTS	3435	614801	32002	6591759	
100 U KINGDOM	NO	142	5	57843	5253
376 SWITZRLND				443	
400 U STATES	36	119453	272	1091299	
FIRE ENGINES MACHINES AND PTS	36	119595	277	1149585	
100 U KINGDOM	NO		1	2699	5254
400 U STATES	13	20176	115	177433	
LOCOMOTIVES RAILWAY M O P	13	20176	116	180132	
100 U KINGDOM	NO		1	3088	5258
400 U STATES			3	44294	
LOCOMOTIVE CHASSIS TOPS WHEELS			4	47382	
100 U KINGDOM				38185	5256
400 U STATES		89317		1202920	
LOCOMOTIVES SAWMILL MINING		89317		1241105	
100 U KINGDOM	NO		20	204856	5257
400 U STATES	1	4685	125	3074789	
ENGINES AIRCRAFT UP TO 200 HP	9	133791	145	3279645	
100 U KINGDOM	NO		72	103223	5258
400 U STATES	10	138476	72	66507	
ENGINES AIRCRAFT 201 TO 500 HP	5	6056	144	169730	
100 U KINGDOM	NO		9	31874	5259
400 U STATES	2	9410	23	42766	
ENGINES AIRCRAFT 501 TO 1000HP	4	7774	32	74640	
100 U KINGDOM	NO		90	295010	5260
400 U STATES	6	17184	90	295010	
ENGINES AIRCRAFT OVER 1000 HP	84	289510	38	982501	
100 U KINGDOM	NO		216	1521001	5261
400 U STATES	179	197795	254	2503502	
CREAM SEPARATOR PARTS	179	197795			
100 U KINGDOM				4108	5290
318 DENMARK				1791	
375 SWEDEN		2594		23367	
400 U STATES		27618		228417	
CREAM SEPARATORS		30212		257683	
100 U KINGDOM	NO		620	30617	5292
318 DENMARK			5	7819	
335 GERMANY	2	3052	63	20973	
375 SWEDEN	7	11060	3007	126527	
400 U STATES	646	22347	1535	199022	
MILK CLARIFIERS AND PARTS	182	21113	5230	384958	
335 GERMANY	837	57572			
400 U STATES				1558	5293
MILKING MACHINES AND PARTS				12326	
100 U KINGDOM				13884	
400 U STATES		3745		7388	5294
PASTEURIZERS DAIRY AND PARTS		92771		1069701	
100 U KINGDOM	NO		20	1077089	5295
375 SWEDEN		1099	1	68806	
400 U STATES		2612	125	112045	
POWER DAIRY MACHINERY		3711	146	187759	
100 U KINGDOM				11239	5296
236 NEW ZEAL		22		267	
335 GERMANY		5885		5885	
376 SWITZRLND				7792	
400 U STATES		52792		866343	
FORKS PRONGED		58699		891526	
100 U KINGDOM	DOZ		115	920	5301
400 U STATES			1191	18873	
HARVESTERS AND PARTS	133	2079	1306	19793	
400 U STATES	NO		5220	3173724	5302
HAY LOADERS AND PARTS	66	81062	696	271646	
400 U STATES	66	81062	696	271646	
HAY TEDDERS AND PARTS	NO				5303
400 U STATES	39	42814	69	3377	
MOWING MACHINES AND PARTS	39	42814	69	3377	
100 U KINGDOM	NO		17	5261	5308
400 U STATES	19	16518	4301	1014635	
POTATO DIGGERS PLANTERS PARTS	19	16887	4318	1019916	
100 U KINGDOM	NO		29	4461	5306
400 U STATES	2	184	1321	400424	
RAKES HORSE OR POWER AND PARTS	36	10482	1350	404885	
400 U STATES	38	10666			
	NO		2946	729840	5307
	90	36366	2946	729840	

Articles and Countries from which Imported	MONTH OF OCTOBER 1950		TEN MONTHS ENDED OCTOBER 1950		Class Number
	Quantities	Values (\$)	Quantities	Values (\$)	
RAKES N O P 100 U KINGDOM 347 JAPAN 400 U STATES	DOZ				5308
		625	452	2633	
		792	8303	4677	
	1417	8755	7337	34822	
REAPERS AND PARTS	NO				5309
SCYTHES 100 U KINGDOM 305 AUSTRIA 375 SWEDEN 400 U STATES	DOZ				5310
				509	
				6145	
	31	392	120	1304	
	31	392	280	4024	
			1378	19947	
SICKLES OR REAPING HOOKS	DOZ				5311
100 U KINGDOM			85	726	
400 U STATES			636	3292	
			721	4018	
CULTIVATORS SCUFFLERS AND PTS					5321
100 U KINGDOM		2635		22934	
400 U STATES		90119		2606630	
		92754		2629564	
DRILLS SEED SEEDERS AND PARTS					5322
100 U KINGDOM				14219	
400 U STATES		89736		1661286	
		89736		1675505	
HARROWS DISC AND PARTS					5323
100 U KINGDOM				20485	
400 U STATES		70614		1316990	
		70614		1337475	
HARROWS AND PARTS N O P					5324
100 U KINGDOM		1472		4836	
400 U STATES		22381		668533	
		23853		673369	
MOES	DOZ				5325
100 U KINGDOM			39	52	
400 U STATES		2108	1261	12623	
		187	2108	1300	
PLOUGHS DISC AND PARTS					5326
100 U KINGDOM				8442	
400 U STATES		178368		2331316	
		178368		2339758	
PLOUGHS AND PARTS N O P					5327
100 U KINGDOM		3858		204681	
400 U STATES		373045		4214949	
		376903		4419630	
ROLLERS FARM OR LAWN AND PARTS	NO				5328
400 U STATES		5	524	20180	
		5	1103	20180	
FANNING MILL PEAVINERS AND PTS	NO				5331
400 U STATES		100	73718	620	420853
		100	73718	620	420853
HARVESTER COMBINES AND PARTS	NO				5332
100 U KINGDOM				12106	
327 FRANCE				1236	
400 U STATES		271	835854	6646	15617150
		271	836442	6646	15630492
THRESHING MACHINE SEPARATORS	NO				5333
400 U STATES		14	6060	449	519052
		14	6060	449	519052
THRESHING MACHINE PARTS					5334
400 U STATES				1010375	
				1010375	
ELECT GENERATORS FARM AND PTS					5342
100 U KINGDOM				86	
400 U STATES		47759		273450	
		47845		273536	
FODDER FEED CUTTERS AND PARTS	NO				5343
400 U STATES		59	25966	1119	509051
		59	25966	1119	509051
FRUIT VEGETABLE GRADING MACH					5344
100 U KINGDOM				869	
354 NETHRLNDS				88	
400 U STATES				243266	
				244223	
GRAIN HAY GRINDERS AND PARTS	NO				5345
100 U KINGDOM				4	938
400 U STATES		744	93407	2022	333311
		744	93407	2026	334249
HAY PRESSES AND PARTS	NO				5346
400 U STATES		66	136691	1966	2331409
		66	136691	1966	2331409
MANURE SPREADERS AND PARTS	NO				5350
400 U STATES		98	25508	3361	672044
		98	25508	3361	672044
POST HOLE DIGGERS AND PARTS	NO				5352
400 U STATES		62	5287	4155	67027
		62	5287	4155	67027
SPADES AND SHOVELS N O P	DOZ				5353
100 U KINGDOM				1172	9572
400 U STATES		72	593	1568	25071
		701	10206	2740	34643
SPRAYING AND DUSTING MACHINES					5354
100 U KINGDOM				5826	
327 FRANCE				76	
400 U STATES				45865	1611877
				47315	1617779

## IMPORTS INTO CANADA FOR CONSUMPTION

Articles and Countries from which Imported	MONTH OF OCTOBER 1950		TEN MONTHS ENDED OCTOBER 1950		Class Number
	Quantities	Values (\$)	Quantities	Values (\$)	
STUMPING MACHINES AND PARTS 400 U STATES	N0			12	5355
				12	
TRACTION DITCHING MACH AND PTS 100 U KINGDOM 400 U STATES	N0		1	13377	5356
	3	38954	55	413672	
	3	38954	56	427049	
TRACTION ENGINES GASOLINE 100 U KINGDOM 327 FRANCE 381 ALASKA 400 U STATES	N0		6699	7621165	5357
	412	399639	14	61588	
			2	2160	
	2505	3967290	46807	67622224	
	2917	4366929	53522	75307137	
TRACTION ENGINE PARTS 100 U KINGDOM 234 AUSTRALIA 335 GERMANY 375 SWEDEN 381 ALASKA 400 U STATES		17568		1862294	5358
				128	
				1559	
		25		5676	
		161		3746	
		2175129		19870876	
		2192883		20068279	
WINDMILLS AND PARTS 400 U STATES		5479		42197	5361
		5479		42197	
PRUNING HOOKS SHEARS 100 U KINGDOM 327 FRANCE 375 SWEDEN 400 U STATES				8717	5362
				476	
				214	
		2686		62400	
		2686		71807	
AGRIC IMPLEMENTS N O P AND PARTS 100 U KINGDOM 375 SWEDEN 400 U STATES		1335		15137	5363
				7489	
		313207		2456241	
		314542		2478867	
KNIVES AND FORKS TABLE 100 U KINGDOM 306 BELGIUM 318 DENMARK 327 FRANCE 335 GERMANY 344 ITALY 347 JAPAN 375 SWEDEN 400 U STATES		28190		199146	5371
				184	
				1594	
				2178	
		912		3632	
		29		774	
		858		19192	
		216		607	
		7706		48826	
		37911		276133	
POCKET KNIVES 100 U KINGDOM 317 CZECHOSLOVAKIA 327 FRANCE 335 GERMANY 344 ITALY 347 JAPAN 352 MEXICO 375 SWEDEN 376 SWITZERLAND 400 U STATES		25748		241921	5372
		2066		3370	
		79		2308	
		9003		136305	
		1359		21826	
		1777		18080	
		1410		13897	
		121		1260	
				30	
		13096		109630	
		54659		548627	
RAZORS N O P AND PARTS 100 U KINGDOM 327 FRANCE 335 GERMANY 375 SWEDEN 400 U STATES		20412		193609	5373
				1086	
		1639		11285	
				334	
		22704		36863	
		44755		243197	
SAFETY RAZOR BLADES 100 U KINGDOM 335 GERMANY 400 U STATES	D02	6586	2275	77679	5374
		5283	435	112567	
		73535	3414	435455	
		85404	6124	625701	
SCISSORS AND SHEARS N O P 100 U KINGDOM 216 PAKISTAN 306 BELGIUM 318 DENMARK 327 FRANCE 335 GERMANY 344 ITALY 347 JAPAN 375 SWEDEN 400 U STATES		21972		188411	5375
				2442	
				1265	
				74	
				27046	
		30468		285517	
		2326		17768	
		529		4045	
				1287	
		23743		357749	
		79038		885604	
OTHER KNIVES N O P 100 U KINGDOM 231 HONG KONG 318 DENMARK 326 FINLAND 327 FRANCE 335 GERMANY 344 ITALY 347 JAPAN 359 NORWAY 375 SWEDEN 400 U STATES		5640		50055	5376
				312	
				13	
		257		784	
		208		3809	
		5045		26024	
				138	
				4144	
				287	
		1449		11919	
		5979		66678	
		18578		164163	
SPOONS 100 U KINGDOM		3115		28597	5377

Articles and Countries from which Imported	MONTH OF OCTOBER 1950		TEN MONTHS ENDED OCTOBER 1950		Class Number
	Quantities	Values (\$)	Quantities	Values (\$)	
231 HONG KONG				214	
318 DENMARK				467	
335 GERMANY				876	
344 ITALY		29		2921	
347 JAPAN		1468		5135	
375 SWEDEN				113	
400 U STATES		2713		21123	
		7325		59446	
KNIVES BUTCHER AND KITCHEN					5378
100 U KINGDOM		21401		163277	
231 HONG KONG				62	
327 FRANCE		569		11970	
335 GERMANY		2869		10538	
375 SWEDEN		505		8112	
400 U STATES		11356		100667	
		36700		294626	
HINGES AND BUTTS	LB				5381
100 U KINGDOM	46164	6790	379378	55130	
327 FRANCE			4453	2515	
335 GERMANY	6744	1226	19455	4017	
375 SWEDEN	1255	648	70105	18558	
400 U STATES	62601	5385	591877	495298	
	116764	62049	1065268	575518	
CUT NAILS	CWT				5391
100 U KINGDOM	1324	9008	3060	20905	
400 U STATES	449	5340	3822	43174	
	1773	14348	6882	64079	
RAILWAY SPIKES	CWT				5392
100 U KINGDOM			1792	10599	
400 U STATES	171	1109		13896	
			3538	24495	
TACKS ALL KINDS N O P	LB				5393
100 U KINGDOM			3095	928	
335 GERMANY			1868	715	
400 U STATES	2069	1230	21300	10895	
	2069	1230	26283	12538	
WIRE NAILS OVER ONE INCH	CWT				5394
100 U KINGDOM	5713	30089	14483	74891	
305 AUSTRIA			2100	10952	
306 BELGIUM	1000	5155	1220	6869	
335 GERMANY			5032	21499	
347 JAPAN	215	876	4961	20618	
354 NETHRLNDS	50	251	345	1673	
365 POLAND			2210	11854	
400 U STATES	2677	26781	27369	279688	
	9655	63152	57720	428044	
NAILS AND BRAOS N O P	LB				5395
100 U KINGDOM	26867	5300	92430	20054	
335 GERMANY			6989	2699	
400 U STATES	16774	8395	169629	63653	
	43641	13695	269048	86406	
SPRING BEARD AND LATCH NEEDLES	M				5401
100 U KINGDOM	7	218	170	4626	
376 SWITZRLNO	1	141	3	407	
400 U STATES	286	11076	1782	68728	
	294	11435	1955	73761	
NEEDLES N O P					5402
100 U KINGDOM		12432		225658	
335 GERMANY		3040		27373	
344 ITALY		2334		9053	
347 JAPAN				3436	
376 SWITZRLNO		650		4049	
400 U STATES		81215		453067	
		99671		722636	
PINS N O P	LB				5403
100 U KINGDOM	26529	13274	233967	134366	
317 CZECHO S			166	496	
327 FRANCE			38	476	
335 GERMANY	509	470	7104	5427	
347 JAPAN			298	785	
354 NETHRLNDS	2645	946	5289	1755	
400 U STATES	4988	7995	49755	62316	
	34671	22685	296617	205621	
PINS FOR MARKING SYSTEMS	LB				5404
400 U STATES	2818	4284	16857	25764	
	2818	4284	16857	25764	
NUTS AND BOLTS WABHERS RIVETS	LB				5411
100 U KINGDOM	2333	2105	125359	19859	
366 PORTUGAL			604	1062	
381 ALASKA			190	40	
400 U STATES	733349	253807	5503532	1929266	
	735682	255912	5629685	1950227	
MACHINE AND OTHER SCREWS N O P					5412
100 U KINGDOM		669		24117	
400 U STATES		138236		1127878	
		138905		1151995	
WOOD SCREWS OF IRON OR STEEL					5413
100 U KINGDOM		3212		6435	
306 BELGIUM				8518	
335 GERMANY				960	
400 U STATES		8610		40309	
		11822		56222	
FISH HOOKS COMMERCIAL					5421
100 U KINGDOM		191		15679	
327 FRANCE		296		3657	

## IMPORTS INTO CANADA FOR CONSUMPTION

Articles and Countries from which Imported	MONTH OF OCTOBER 1950		TEN MONTHS ENDED OCTOBER 1950		Class Number
	Quantities	Values (\$)	Quantities	Values (\$)	
359 NORWAY		4561		57925	
400 U STATES		4996		33118	
HARWARE N O P		10044		110379	5422
100 U KINGDOM		20545		84485	
327 FRANCE		705		1704	
335 GERMANY		1195		4250	
375 SWEDEEN		344		2895	
400 U STATES		134278		1027488	
LOCKS N O P		157067		1180822	5423
100 U KINGDOM		2519		10004	
335 GERMANY				1848	
400 U STATES		16239		135872	
SKATES ALL KINDS AND PARTS		18758		147724	5424
PAIR					
100 U KINGDOM	5373	6463	10081	17278	
400 U STATES	1542	3607	6903	31307	
CARPET SWEEPERS	6915	10070	16984	48585	5441
NO					
100 U KINGDOM	96	200	384	1158	
400 U STATES	6	119	720	3837	
CLEANERS ELECTRIC VACUUM	102	319	1104	4995	5442
NO					
100 U KINGDOM	4358	87289	50589	1058782	
318 DENMARK	32	1109	104	3521	
354 NETHRLNDS	906	25357	4010	112851	
375 SWEDEEN			508	38333	
400 U STATES	2025	74016	10543	408860	
CLEANERS HAND VACUUM AND PARTS	7321	187771	65754	1622347	5443
100 U KINGDOM		37973		223666	
354 NETHRLNDS				1362	
375 SWEDEEN				3791	
400 U STATES		96769		991809	
CLOTHES WRINGERS DOMESTIC		134742		1280628	5444
100 U KINGDOM				7973	
400 U STATES		54423		463227	
SEWING MACHINES		54423		471200	5445
NO					
100 U KINGDOM	883	33057	6325	312394	
306 BELGIUM			54	2259	
317 CZECHO S			2150	79493	
335 GERMANY	20	600	40	4212	
344 ITALY	302	21399	2894	159038	
347 JAPAN	100	2321	1652	46071	
372 SPAIN			400	14954	
375 SWEDEEN	420	11393	2542	78763	
376 SWITZRLNO	54	4476	230	19008	
400 U STATES	2213	206000	15412	1706716	
SEWING MACHINE ATTACHMENTS	3992	279246	31699	2422908	5446
100 U KINGDOM		17438		175122	
400 U STATES		128867		482359	
SEWING MACHINE PARTS		146305		657481	5447
100 U KINGDOM		31073		664949	
306 BELGIUM		1157		1157	
335 GERMANY		1466		5371	
344 ITALY		412		5233	
347 JAPAN				1848	
376 SWITZRLND		1556		2799	
400 U STATES		144047		1407418	
WATER PUMPS DOMESTIC		179711		2088775	5449
NO					
100 U KINGDOM	29	608	805	5408	
400 U STATES	1067	57832	6935	313117	
WASHING MACHINES ELECTRIC	1096	58440	7740	318525	5450
NO					
100 U KINGDOM	16	1037	25	1881	
400 U STATES	358	32706	1120	96574	
WASHING MACH POWER NOT ELECT	374	33743	1145	98455	5451
NO					
400 U STATES	92	5541	104	6641	
WASHING MACH HAND OPERATED	92	5541	104	6641	5452
NO					
400 U STATES			3	122	
WASHING MACHINE PARTS			3	122	5453
100 U KINGDOM				37699	
400 U STATES		266283		1959202	
ARTICLES FOR SMELTING IRON		266283		1996901	5461
400 U STATES		24884		159608	
BLOWERS SMELTING APPARATUS		24884		159608	5462
100 U KINGDOM				80	
400 U STATES		3680		68999	
BUODLES VANNERS SLIME TABLES		3680		69079	5463
400 U STATES				3644	
CAR LOADING MACHINES COAL				3644	5464
400 U STATES		1019		19122	
		1019		19122	



IMPORTS INTO CANADA FOR CONSUMPTION

Articles and Countries from which Imported	MONTH OF OCTOBER 1950		TEN MONTHS ENDED OCTOBER 1950		Class Number
	Quantities	Values (\$)	Quantities	Values (\$)	
CHOCK RELEASE APPARATUS					5468
COAL HEADING MACHINES					5466
100 U KINGDOM				401	
400 U STATES		214		6589	
		214		6990	
MINERS LAMPS AND ACCESSORIES					5467
100 U KINGDOM		599		1269	
400 U STATES		35157		302197	
		35756		303466	
AMALGAM SAFES ORE SAMPLERS					5468
100 U KINGDOM				1509	
400 U STATES		34188		311088	
		34188		312597	
SUNORY METALLURGICAL APPARATUS					5469
400 U STATES		11791		213227	
		11791		213227	
DIAMOND DRILLS CORE DRILLS					5470
100 U KINGDOM		2769		72481	
207 UN 80 AFR				2245	
400 U STATES		25817		324055	
		28586		398781	
MINE LOADING MACH CONVEYORS					5471
100 U KINGDOM		935		87043	
338 GERMANY		1629		1838	
400 U STATES		430753		3252595	
		433317		3341476	
MINE HOISTS NOT MADE IN CANADA					5472
MACHINERY ALLUVIAL MINING					5473
100 U KINGDOM				4014	
381 ALASKA				1839	
400 U STATES		24849		79446	
		24849		85299	
MACHINERY ORE HANDLING					5474
400 U STATES		378		5905	
		378		5905	
MACHINERY ORE CONCENTRATION					5475
100 U KINGDOM				1651	
400 U STATES		24846		271594	
		24846		273245	
MACHINERY METAL REFINING					5476
400 U STATES		396		24400	
		396		24400	
ORE CRUSHERS GRINDING MILLS					5477
100 U KINGDOM		3957		90832	
375 SWEDEN		523		88704	
400 U STATES		96262		731808	
		100742		911344	
COAL CUTTERS AUGERS DRILLS					5478
100 U KINGDOM				6178	
327 FRANCE				3685	
375 SWEDEN				34	
400 U STATES		1679		11265	
		1679		21162	
POWER DRIVEN PUMPS FOR MINES					5479
400 U STATES				547	
				547	
PUMPS PREC METAL EXTRACTION					5480
400 U STATES		429		5252	
		429		5252	
ROCK DRILLS AND PARTS					5481
100 U KINGDOM	NO	10199	120	75590	
375 SWEDEN	90	70410	1026	621505	
400 U STATES	18	90644	216	611462	
	108	171253	1362	1308557	
WELL DRILLING MACHINERY					5482
100 U KINGDOM		9901		17388	
207 UN 80 AFR		2090		3630	
400 U STATES		2367657		16499572	
		2379648		16520590	
ROPE FOR WELL DRILLING MACH					5483
100 U KINGDOM				6175	
400 U STATES				824	
				6999	
ADDING MACHINES AND PARTS					5500
100 U KINGDOM	NO	8	153	8418	
318 DENMARK	25	471	223	4199	
375 SWEDEN	31	3249	1158	92018	
376 SWITZRLND		28	77	7674	
400 U STATES	401	124123	1491	764690	
	465	128922	3102	876999	
BOOKKEEPING MACHINES AND PARTS					5501
100 U KINGDOM	NO	7	37	6737	
335 GERMANY		917	9	1132	
344 ITALY			170	47738	
375 SWEDEN	90	11214	266	37385	
376 SWITZRLND	13	2981	58	17046	
400 U STATES	746	638384	2807	4364923	
	856	653496	3347	4474961	
CASH REGISTER					5502
100 U KINGDOM				297	
400 U STATES		17546		81796	
		17546		82093	
CASH REGISTER PARTS					5503
400 U STATES		124282		1160161	
		124282		1160161	

## IMPORTS INTO CANADA FOR CONSUMPTION

Articles and Countries from which Imported	MONTH OF OCTOBER 1950		TEN MONTHS ENDED OCTOBER 1950		Class Number
	Quantities	Values (\$)	Quantities	Values (\$)	
DICTATING MACHINES AND PARTS					
100 U KINGDOM		232		190617	5504
400 U STATES		60695		749671	
		60927		940288	
TYPEWRITERS	ND				5505
100 U KINGDOM	126	4383	1338	51863	
335 GERMANY			2	142	
344 ITALY			1	188	
375 SWEDEN	4	325	9	751	
376 SWITZRLND			105	3509	
400 U STATES	451	27021	2675	172999	
	581	31729	4130	229452	
TYPEWRITER PARTS					5506
100 U KINGDOM		102		28990	
400 U STATES		302493		2012415	
		302595		2041405	
MACHINERY 412A PAPER WORKING					5511
100 U KINGDOM		30326		167734	
317 CZECHO S				8009	
327 FRANCE		74		5202	
335 GERMANY		4551		35865	
354 NETHRLNDS				13068	
375 SWEDEN				277	
376 SWITZRLND				30731	
400 U STATES		494840		3854197	
		529791		4115083	
MACHINERY 412A CELLULOSE					5512
400 U STATES		9200		62246	
		9200		62246	
NEWSPAPER PRESSES AND PARTS	ND				5513
400 U STATES	7	562779	23	1954940	
	7	562779	23	1954940	
FLAT BED CYL PRESSES AND PARTS	ND				5514
100 U KINGDOM	1	15962	10	35017	
335 GERMANY			2	9230	
375 SWEDEN			5	11770	
376 SWITZRLND				13272	
400 U STATES	14	66773	92	303496	
	15	82735	109	372785	
PRINTING PRESSES AND PARTS	ND				5515
100 U KINGDOM	289	167083	2593	1350043	
305 AUSTRIA			3	1194	
317 CZECHO S		174	10	13560	
318 DENMARK			123	12117	
327 FRANCE			1	70	
335 GERMANY	6	10045	75	107984	
344 ITALY			6	20942	
375 SWEDEN	2	8498	5	21283	
376 SWITZRLND			1	782	
400 U STATES	324	761843	3574	3415055	
	621	947643	6391	4943030	
TYPECASTING MACHINES AND PARTS					5516
100 U KINGDOM		189		18149	
400 U STATES		144332		1461115	
		144521		1479264	
TYPEMAKING ACCESSORIES AND PTS					5517
100 U KINGDOM		689		3940	
400 U STATES		4274		105727	
		4963		109687	
AIR COMPRESSING MACH AND PARTS					5521
100 U KINGDOM		25374		97901	
306 BELGIUM				5368	
327 FRANCE				7546	
375 SWEDEN				8472	
376 SWITZRLND				301	
400 U STATES		273258		2456480	
		298632		2576068	
BAKERY MACHINERY AND PARTS					5522
100 U KINGDOM		25500		190798	
317 CZECHO S				2624	
354 NETHRLNDS		2768		3238	
400 U STATES		153931		1568061	
		182199		1764721	
BOX END MACHINERY AND PARTS					5523
400 U STATES				106	
				106	
COAL CARBONIZING MACH AND PTS					5524
400 U STATES		586		63129	
		586		63129	
CLAY PRODUCTS MACH AND PARTS					5526
327 FRANCE				1928	
400 U STATES		5265		95669	
		5265		97597	
COAL COKE AND GAS MACH AND PTS					5527
100 U KINGDOM		360		9658	
400 U STATES		6494		232282	
		6854		241940	
WASTE RECOVERY MACH AND PARTS					5528
100 U KINGDOM		2477		6642	
400 U STATES		7294		133591	
		9771		140233	
COAL HANDLING MACHINES AND PTS					5529
100 U KINGDOM				336	
400 U STATES		3588		202790	
		3588		203126	

IMPORTS INTO CANADA FOR CONSUMPTION

Articles and Countries from which Imported	MONTH OF OCTOBER 1950		TEN MONTHS ENDED OCTOBER 1950		Class Number
	Quantities	Values (\$)	Quantities	Values (\$)	
CONCRETE MIXING MACH AND PARTS 100 U KINGDOM 400 U STATES	NO 6 43 49	7310 69123 76433	27 382 409	20979 603735 624714	5530
CRANES HOISTS NOP AND PARTS 100 U KINGDOM 327 FRANCE 384 P RICD 400 U STATES	NO 63 247 310	34173 337618 371791	416 50 2 2188	237263 2703 10819 3401308	5531
DENTAL ENGINES ELECTRIC 100 U KINGDOM 400 U STATES	NO 12 24 36	2132 5623 7755	115 331 446	21299 93268 114567	5532
DIES FOR STAMPING METAL PLATES					5533
HAND FIRE EXTINGUISHERS 100 U KINGDOM 400 U STATES		2046 76943 78989		13784 656232 670016	5534
FERTILIZER MACHINERY AND PARTS 100 U KINGDOM 359 NORWAY 400 U STATES		18449 18449		19562 3558 313189 336309	5535
FISH PREPARING MACH AND PARTS 100 U KINGDOM 400 U STATES		2749 2749		7702 214992 222694	5536
REFRIGERATING MACH AND PARTS 100 U KINGDOM 400 U STATES		356 302713 303069		102618 3360946 3463564	5537
KEYMAKING MCH FOR CANS AND PTS					5538
LAWN MOWERS 100 U KINGDOM 335 GERMANY 400 U STATES	NO 4595 8 23 4626	23735 49 1855 25639	75105 138 5823 81066	459837 794 256026 716657	5539
LEATHER MACHINERY AND PARTS 100 U KINGDOM 335 GERMANY 400 U STATES		12094 12094		6455 1850 279858 288163	5540
LOGGING MACHINERY AND PARTS 100 U KINGDOM 375 SWEDEN 400 U STATES		7139 647342 654481		12894 1329 3610839 3625062	5541
METAL DRILLING MACH AND PARTS 100 U KINGDOM 317 CZECHO S 327 FRANCE 335 GERMANY 376 SWITZRLND 400 U STATES		71721 485 251858 324064		724168 25 611 2102 208 2331002 3058116	5542
METAL GRINDING MACH AND PARTS 100 U KINGDOM 306 BELGIUM 317 CZECHO S 327 FRANCE 335 GERMANY 375 SWEDEN 376 SWITZRLND 400 U STATES		34250 1005 6589 309714 351558		334730 1005 15 251 7150 232907 25 2431892 3007975	5543
METALWORKING LATHES AND PARTS 100 U KINGDOM 327 FRANCE 335 GERMANY 375 SWEDEN 376 SWITZRLND 400 U STATES		93647 1059 17239 257238 369183		558918 1093 14978 27091 8566 2944588 3552334	5544
METAL MILLING MACHINES AND PTS 100 U KINGDOM 327 FRANCE 376 SWITZRLND 400 U STATES		17512 297930 315442		276721 1003 1632 1622959 1902315	5545
METALWORKING PLANERS AND PARTS 100 U KINGDOM 400 U STATES		11 11377 11388		7682 158685 166367	5546
METALWORKING PRESSES AND PARTS 100 U KINGDOM 327 FRANCE 335 GERMANY 375 SWEDEN 400 U STATES		4287 8475 3943 486170 502875		111259 529 8727 4093 4514083 4638691	5547
METAL ROLLING MILL MCH AND PTS 100 U KINGDOM 400 U STATES		2683 40048 42731		17184 735538 752722	5548

## IMPORTS INTO CANADA FOR CONSUMPTION

Articles and Countries from which Imported	MONTH OF OCTOBER 1950		TEN MONTHS ENDED OCTOBER 1950		Class Number
	Quantities	Values (\$)	Quantities	Values (\$)	
METAL SHAPERS SLOTTERS AND PTS 100 U KINGDOM 327 FRANCE 400 U STATES		14458		138929	5549
		62530		1112836	
		76988		1254242	
METALWORKING MCH N O P AND PTS 100 U KINGDOM 335 GERMANY 375 SWEDEN 376 SWITZRLND 400 U STATES		79906		221406	5550
		66		28815	
		2185		8398	
		2849		8957	
		484346		4627433	
		569352		4895009	
MOTION PICTURE PROJECTORS 100 U KINGDOM 327 FRANCE 347 JAPAN 376 SWITZRLND 400 U STATES		4357		264169	5551
		115		1481	
		111		111	
		1433		9280	
		97902		902516	
		103918		1184557	
NET MAKING MACHINES AND PARTS					5552
DIL PRODUCING MACH AND PARTS 400 U STATES		181		586	5554
		181		586	
OZONE GENERATORS AND PARTS 400 U STATES		2067		12673	5555
		2067		12673	
PAPER MILL MACHINES AND PARTS 100 U KINGDOM 306 BELGIUM 335 GERMANY 400 U STATES		8031		85263	5556
				3528	
		1261		3652	
		162876		1378942	
		172168		1471385	
PULP MILL MACHINES AND PARTS 100 U KINGDOM 400 U STATES				11179	5557
		55946		831199	
		55946		842378	
POWER PUMPS N O P AND PARTS 100 U KINGDOM 318 DENMARK 327 FRANCE 359 NORWAY 375 SWEDEN 376 SWITZRLND 400 U STATES	NO 37 1 1 1 6 1504	12465 398 700	240 2 1 1 4 16256	89020 638 73 1136 855 957 3688615	5558
	1548	384600	16510	3721294	
RIFLE MAKING MACHINERY					5559
ROAD MAKING MACHINERY AND PTS 100 U KINGDOM 306 BELGIUM 400 U STATES		15363		97595	5560
		1495		41072	
		305948		2483117	
		322806		2621784	
TRENCH AND DITCH MACH AND PTS 100 U KINGDOM 400 U STATES				14298	5561
		2415		9901	
		2415		113299	
ROLLERS STREET ROAD AND PARTS 100 U KINGDOM 400 U STATES	NO 12 12	1535 17485 19020	52 116 168	205029 262902 467931	5562
ROLLS SAND CAST CHILLED CAST 100 U KINGDOM 400 U STATES		3890		17857	5563
		169218		972661	
		173108		990518	
SAWMILL MACHINERY AND PARTS 100 U KINGDOM 306 BELGIUM 400 U STATES				651	5564
		11743		18037	
		67490		495297	
		79233		513985	
SCRAPERS RAILWAY OR ROAD 400 U STATES		54839		246177	5565
		54839		246177	
SHOE MACHINERY AND PARTS 100 U KINGDOM 317 CZECHOS 318 DENMARK 327 FRANCE 335 GERMANY 344 ITALY 375 SWEDEN 376 SWITZRLND 400 U STATES		1824		8158	5566
				509	
		2496		5196	
		602		8012	
		1823		7966	
				7019	
				448	
				1020	
		96212		474666	
		102957		512994	
SHOVELS POWER AND PARTS 100 U KINGDOM 400 U STATES	NO 3 43 46	39824 483554 523378	32 370 402	435803 4933637 5369440	5567
STAVE MAKING MACH AND PARTS 400 U STATES		126		2646	5568
		126		2646	
STREET CLEANING MACH AND PARTS 376 SWITZRLND 400 U STATES		2456		2456	5569
		19397		222837	
		21853		225293	
BEET SUGAR MACHINERY AND PARTS 100 U KINGDOM				1348	5570

IMPORTS INTO CANADA FOR CONSUMPTION

Articles and Countries from which Imported	MONTH OF OCTOBER 1950		TEN MONTHS ENDED OCTOBER 1950		Class Number
	Quantities	Values (\$)	Quantities	Values (\$)	
400 U STATES		19758		634230	
VENEER DRYING MACHINES AND PTS		19758		635578	5571
400 U STATES		32740		139675	
WATER METERS N O P AND PARTS	NO				5572
100 U KINGDOM			74	12768	
400 U STATES	127	13217	223	184524	
WATER TURBINES AND PARTS	127	13217	297	197292	5573
100 U KINGDOM				1352	
335 GERMANY				1139	
376 SWITZRLND				8590	
400 U STATES		27514		224794	
WIRE STITCHER STAPLERS AND PTS		27514		235875	5574
100 U KINGDOM				1845	
375 SWEDEN				22128	
400 U STATES		86174		3206	
YARN CORD FABRIC MACH AND PTS		86019		506885	5575
100 U KINGDOM				532219	
306 BELGIUM		352263		1932037	
317 CZECHO S		5658		46606	
327 FRANCE		1768		12105	
335 GERMANY				4596	
344 ITALY				2775	
354 NETHRLNDS				3169	
376 SWITZRLND		2666		1357	
400 U STATES		1298393		55155	
ALL MACHINERY N O P AND PARTS		1660748		12390805	5576
100 U KINGDOM				14448605	
234 AUSTRALIA		236081		1753145	
306 BELGIUM		615		2127	
317 CZECHO S				6193	
318 DENMARK		9825		843	
326 FINLAND				22334	
327 FRANCE		2496		873	
335 GERMANY		12558		55821	
344 ITALY				108921	
347 JAPAN				6517	
352 MEXICO				492	
354 NETHRLNDS				955	
359 NORWAY		143		3857	
375 SWEDEN		2295		1556	
376 SWITZRLND		6086		78461	
400 U STATES		2959637		109915	
CIGARETTE CIGAR MACH AND PARTS		3229736		30129907	5577
100 U KINGDOM				32281917	
327 FRANCE		70992		409855	
375 SWEDEN		1427		2495	
400 U STATES		5365		226	
VENEER OR PLYWOOD MACH AND PTS		77784		121564	5578
100 U KINGDOM				534140	
400 U STATES		6088		16025	
PURIFIERS FOR FISH OILS		21836		247887	5579
400 U STATES		27224		263912	
FORGED STEEL ROLLS		276		1520	5580
100 U KINGDOM				1520	
400 U STATES		3173		13917	
FIXED METERS GAUGES FOR LIQUID		48884		598862	5581
100 U KINGDOM				612779	
400 U STATES		52057			
AIR CONDITIONING APP AND PARTS				2494	5582
100 U KINGDOM		39067		305714	
376 SWITZRLND		39067		308208	
400 U STATES		27466		62521	
OIES IN THE ROUGH				3193	5583
100 U KINGDOM				1735420	
327 FRANCE				1801204	
400 U STATES		1582		2366	
BOTTLING MACHINES AND PARTS		3452		2256	5584
100 U KINGDOM				29457	
318 DENMARK		5034		34079	
400 U STATES				3802	
BULLDOZERS EARTHMOVERS AND PTS	NO			4169	5585
100 U KINGDOM				68074	
234 AUSTRALIA				1774601	
381 ALASKA				1782572	
400 U STATES		29407	61	136377	
CONVEYING EQUIPMENT AND PARTS	9	29407		231	5586
100 U KINGDOM				609	
375 SWEDEN		288		7301957	
400 U STATES	185	770383	1602	7439174	
	194	800078	1663		
				43451	
				3158	
		255491		2184700	
		261528		2231309	

## IMPORTS INTO CANADA FOR CONSUMPTION

Articles and Countries from which Imported	MONTH OF OCTOBER 1950		TEN MONTHS ENDED OCTOBER 1950		Class Number
	Quantities	Values (\$)	Quantities	Values (\$)	
POWER JACKS AND PARTS	N O				5587
100 U KINGDOM	877	9505	2094	59649	
375 SWEDEN	100	1529	227	2563	
400 U STATES	2393	60925	20044	694949	
	3370	71959	22365	757161	
STONE CRUSHING MACH AND PARTS					5588
100 U KINGDOM				4694	
400 U STATES		73904		930245	
		73904		934939	
WOODWORKING MACH AND PARTS N O P					5589
100 U KINGDOM		15526		159506	
327 FRANCE				12481	
335 GERMANY				9481	
376 SWITZRLNO				13091	
400 U STATES		295429		1930512	
		310955		2125071	
SPRINGS FOR SURGICAL TRUSSES	LB				5591
400 U STATES			170	572	
			170	572	
SPRINGS FOR RAILWAY VEHICLES					5592
400 U STATES		12192		55902	
		12192		55902	
SPRINGS FOR OTHER VEHICLES					5593
100 U KINGDOM		1721		2237	
400 U STATES		376		9352	
		2097		11589	
SPRINGS FOR FURNITURE					5594
100 U KINGDOM		15		236	
400 U STATES		741		5233	
		756		5469	
SPRINGS FOR CLOCKS					5595
400 U STATES		1511		29547	
		1511		29547	
BATHS BATHTUBS OF STEEL					5600
100 U KINGDOM		4168		45077	
335 GERMANY		4023		10367	
400 U STATES		62141		410047	
		70332		465491	
BASINS CLOSETS SINKS					5601
100 U KINGDOM		7661		54719	
335 GERMANY		453		4883	
375 SWEDEN				66	
400 U STATES		33874		332097	
		41988		391765	
CONTAINERS TINPLATE FOR FOOD					5602
400 U STATES		95080		964073	
		95080		964073	
CONTAINERS TINPLATE N O P					5603
100 U KINGDOM		936		26616	
231 HONG KONG		67		132	
309 BRAZIL		571		1810	
381 ALASKA		179		347	
400 U STATES		98434		708364	
		100187		737269	
HOLLOW WARE ENAMELLED IRON					5604
100 U KINGDOM		6539		55727	
306 BELGIUM				449	
354 NETHRLNDS				2818	
400 U STATES		29438		176588	
		35977		235582	
HOLLOW WARE IRON N O P					5605
100 U KINGDOM		3118		23461	
231 HONG KONG		32		159	
327 FRANCE				831	
335 GERMANY		1058		1058	
375 SWEDEN		37		261	
400 U STATES		267317		1970878	
		271562		1996648	
KITCHEN DAIRY HOLLOW WARE TIN					5606
100 U KINGDOM		307		3300	
335 GERMANY		4666		10765	
400 U STATES		7470		130728	
		12443		144793	
MFRS OF TIN AND TINPLATE N O P					5607
100 U KINGDOM		9925		82118	
231 HONG KONG		43		633	
309 BRAZIL				895	
313 CHINA				98	
327 FRANCE		108		2315	
335 GERMANY		126		895	
347 JAPAN				2797	
352 MEXICO				38	
354 NETHRLNDS				2473	
376 SWITZRLNO				26	
381 ALASKA				69	
400 U STATES		182767		1623500	
		192969		1715857	
ANVILS AND VISES					5621
100 U KINGDOM		6928		56937	
335 GERMANY		10		407	
375 SWEDEN				16	
400 U STATES		16626		155990	
		23564		213350	
AUGERS BITS AND DRILLS					5622
100 U KINGDOM		67808		433091	
234 AUSTRALIA		465		10522	

IMPORTS INTO CANADA FOR CONSUMPTION

Articles and Countries from which Imported		MONTH OF OCTOBER 1950		TEN MONTHS ENDED OCTOBER 1950		Class Number
		Quantities	Values (\$)	Quantities	Values (\$)	
	327 FRANCE		121		6175	
	335 GERMANY		7071		55073	
	347 JAPAN				2864	
	375 SWEDEN				7875	
	376 SWITZRLND				157	
	400 U STATES		101844		979043	
			177309		1496800	
AXES		DOZ				5623
	335 GERMANY			185	1355	
	375 SWEDEN	33	324	1194	10545	
	400 U STATES	82	1594	418	7022	
		122	1918	1797	18999	
FILES N O P AND R A8P8		DOZ				5624
	100 U KINGDOM	258	1007	5795	15801	
	335 GERMANY	403	521	543	848	
	375 SWEDEN	21	39	11381	29731	
	376 SWITZRLND	21	150	1015	4104	
	400 U STATES	7760	38700	51677	250473	
		8463	40417	70411	306957	
HACK SAW BLADES						5625
	100 U KINGDOM		9155		34838	
	335 GERMANY		152		720	
	375 SWEDEN				987	
	376 SWITZRLND				592	
	400 U STATES		17881		147747	
			27188		184884	
SAWS N O P						5626
	100 U KINGDOM		10142		44315	
	306 BELGIUM				141	
	317 CZECHO S		1193		2386	
	327 FRANCE				1676	
	335 GERMANY		1522		11072	
	359 NORWAY		407		1297	
	375 SWEDEN		30667		134311	
	376 SWITZRLND		241		1316	
	400 U STATES		36055		268936	
			80227		465450	
WRENCHES						5627
	100 U KINGDOM		2713		25339	
	234 AUSTRALIA				141	
	335 GERMANY		5704		39641	
	375 SWEDEN		50		5356	
	376 SWITZRLNO		13		119	
	400 U STATES		117772		1053972	
			126252		1184568	
ADZES CLEAVERS HATCHETS PLANES						5628
	100 U KINGDOM		16646		141127	
	231 HONG KONG				106	
	234 AUSTRALIA				6095	
	327 FRANCE				299	
	335 GERMANY		4427		36206	
	347 JAPAN				231	
	375 SWEDEN		6858		45852	
	376 SWITZRLNO		53		514	
	400 U STATES		101466		736401	
			129450		966831	
ENGINEERS PRECISION TOOLS						5629
	100 U KINGDOM		33799		212658	
	207 UN 80 AFR				90	
	234 AUSTRALIA				383	
	317 CZECHO S				449	
	327 FRANCE				1045	
	335 GERMANY		1925		56720	
	347 JAPAN		1415		14549	
	375 SWEDEN		9014		51326	
	376 SWITZRLNO		3928		101352	
	400 U STATES		163612		1679173	
			213693		2117745	
TOOLS N O P						5630
	100 U KINGDOM		40243		295167	
	231 HONG KONG		213		308	
	234 AUSTRALIA				2311	
	306 BELGIUM		34		34	
	317 CZECHO S		383		1436	
	318 DENMARK				152	
	327 FRANCE				1729	
	335 GERMANY		7355		47588	
	344 ITALY				431	
	347 JAPAN				1160	
	375 SWEDEN		792		18863	
	376 SWITZRLNO		447		5232	
	381 ALASKA				16	
	400 U STATES		279870		2545805	
			329337		2920232	
FILES MANICURE						5631
	100 U KINGDOM		854		5495	
	327 FRANCE		66		405	
	335 GERMANY		1592		4068	
	400 U STATES		2682		28198	
			5194		38166	
TOOLS FOR USE IN MACHINES						5632
	100 U KINGDOM		15668		43636	
	335 GERMANY		4091		4091	
	359 NORWAY				408	
	375 SWEDEN		1871		3204	

## IMPORTS INTO CANADA FOR CONSUMPTION

Articles and Countries from which Imported	MONTH OF OCTOBER 1950		TEN MONTHS ENDED OCTOBER 1950		Class Number
	Quantities	Values (\$)	Quantities	Values (\$)	
376 SWITZERLAND		10730		10730	
400 U STATES		209612		778352	
		241972		840421	
AUTOMOBILES FREIGHT NEW	NO				5641
100 U KINGDOM	526	534951	4087	3719598	
317 CZECHOSLOVAKIA			9	5399	
400 U STATES	96	648701	1204	4050246	
	622	1183652	5300	7775243	
AUTOS PASS NEW UNDER 1200 CUBIC FEET	NO				5642
100 U KINGDOM	6847	6075881	64720	55492410	
317 CZECHOSLOVAKIA	43	26192	749	494269	
327 FRANCE			121	87852	
344 ITALY			19	16611	
400 U STATES	2	2152	8	7979	
	6852	6104225	65617	56099121	
AUTOS PASS NEW 1200 TO 2100 CUBIC FEET	NO				5643
100 U KINGDOM	170	277973	1128	1624839	
317 CZECHOSLOVAKIA			1	1258	
327 FRANCE			4	5690	
400 U STATES	212	385311	1708	2868778	
	382	663284	2841	4500565	
AUTOS PASS NEW NON-PASSENGER	NO				5644
100 U KINGDOM	57	142542	469	1247860	
227 BAHAMAS			2	11613	
400 U STATES	79	199528	294	765621	
	136	342070	765	2025094	
MOTOR OMNIBUSES NEW	NO				5645
100 U KINGDOM	1	12732	3	22881	
400 U STATES	4	45273	24	255092	
	5	58005	27	277973	
PARTS OF MOTOR BUSES					5646
100 U KINGDOM		40		2818	
400 U STATES		450622		5207928	
		450662		5210746	
AXLES BRAKES CLUTCHES TRUCK					5648
100 U KINGDOM		9556		46857	
400 U STATES		553903		6242287	
		563459		6289144	
AUTO PARTS OF STEEL					5649
100 U KINGDOM		288360		1878644	
234 AUSTRALIA				216	
317 CZECHOSLOVAKIA		365		10077	
327 FRANCE				7520	
344 ITALY				1954	
381 ALASKA				62	
400 U STATES		4441650		36669373	
		4730375		38567846	
BICYCLES NON-PASSENGER	NO				5651
100 U KINGDOM	807	16981	26073	525387	
305 AUSTRIA			250	4756	
306 BELGIUM			6	334	
317 CZECHOSLOVAKIA			51	828	
327 FRANCE			692	16784	
344 ITALY			146	6171	
354 NETHERLANDS	3	50	8	248	
375 SWEDEN			6	126	
400 U STATES	23	793	620	19935	
	833	17824	27852	574569	
BICYCLE PARTS					5652
100 U KINGDOM		54076		466649	
327 FRANCE				674	
335 GERMANY		1401		4751	
344 ITALY				1191	
400 U STATES		1567		44813	
		57044		518078	
CARS RAILWAY BOX AND FLAT	NO				5653
400 U STATES	28	18631	62	84302	
	28	18631	62	84302	
CARS RAILWAY PASSENGER	NO				5654
100 U KINGDOM			5	1173	
400 U STATES			29	53498	
			34	54671	
CARS RAILWAY TANK	NO				5655
400 U STATES			2783	4268387	
			2783	4268387	
CARS RAILWAY NON-PASSENGER	NO				5656
400 U STATES			81	85365	
			81	85365	
CARS RAILWAY PARTS OF					5657
100 U KINGDOM				2209	
400 U STATES		119019		897974	
		119019		900183	
MOTOR RAIL CARS AND PARTS	NO				5658
100 U KINGDOM				1959	
381 ALASKA			1	999	
400 U STATES	12	250779	20	494962	
	12	250779	21	497920	
MOTOR CYCLES SIDE CARS AND PARTS	NO				5660
100 U KINGDOM	281	75646	6255	1699832	
305 AUSTRIA			10	2555	
317 CZECHOSLOVAKIA	2	3267	1451	238712	
327 FRANCE			3	284	
335 GERMANY		80	56	5537	
344 ITALY			5	1254	
375 SWEDEN			3	511	
400 U STATES	15	28282	335	447160	
	298	107275	8118	2395845	



Articles and Countries from which Imported	MONTH OF OCTOBER 1950		TEN MONTHS ENDED OCTOBER 1950		Class Number
	Quantities	Values (\$)	Quantities	Values (\$)	
MOTOR VEHICLES N O P					
100 U KINGDOM	NO	4	44	68677	5661
227 SAHAMAS			2	3787	
317 CZECHO S			5	3490	
327 FRANCE			1	1031	
344 ITALY			1	786	
364 PHIL			1	1255	
400 U STATES		104	1539	2347063	
		108	1593	2426089	
TRACTION ENGINES NOP AND PARTS					
400 U STATES	NO			128	5663
				128	
TRICYCLES N O P					
100 U KINGDOM	NO				5664
400 U STATES		229	966	10997	
		237	3500	14257	
		466	4466	25254	
AUTOMOBILE PARTS TARIFF 438B					
100 U KINGDOM				201208	5665
400 U STATES		41016		8471029	
		951298		8672237	
		992314			
AUTOMOBILE PARTS TARIFF 438C					
100 U KINGDOM				153715	5666
317 CZECHO S		3926		2492	
327 FRANCE		122		1260	
344 ITALY				126	
400 U STATES		453265		3631255	
		457313		3788848	
AUTO PARTS 438C1 438C2 438C3					
100 U KINGDOM				61043	5667
400 U STATES		11148		52204417	
		5446720		52265460	
		5457868			
AUTO PARTS NOT STEEL 438E3 4					
100 U KINGDOM				728112	5669
306 BELGIUM		62901		860	
317 CZECHO S		860		4984	
327 FRANCE		99		6856	
335 GERMANY		930		20976	
344 ITALY				1438	
354 NETHRLNDS				859	
375 SWEDEN				3005	
400 U STATES		1938251		14619201	
		2003041		15386291	
FRAMES FOR BICYCLES	NO				5670
TRUCKS BODIES FOR STREET CARS					
400 U STATES				109	5671
		109		109	
FACTORY WAREHOUSE TRUCKS MOTOR					
100 U KINGDOM	NO				5672
335 GERMANY		1	42	124442	
400 U STATES		3304	2	1431	
		124	792	2213943	
		125	836	2339816	
ROLLER BEARINGS AND PARTS					
100 U KINGDOM				64673	5680
335 GERMANY		8100		10337	
375 SWEDEN		983		143386	
400 U STATES		15050		1682482	
		199541		1900878	
		223674			
ANCHORS FOR YESBELS	CWT				
100 U KINGDOM		305	922	9350	5681
400 U STATES		2640	2570	45794	
		78	3492	55144	
		383			
ANNULAR BALL BEARINGS FOR AUTO					
100 U KINGDOM				25719	5682
375 SWEDEN		1574		32610	
400 U STATES		1139		2573685	
		349506		2632014	
		352219			
BALLS ROLLERS FOR BEARINGS					
100 U KINGDOM				311	5683
375 SWEDEN				30950	
400 U STATES		22898		83257	
		10536		114518	
		33434			
BURNISHING BALLS					
400 U STATES				7612	5684
		354		7612	
BALL BEARINGS AND PARTS N O P					
100 U KINGDOM				227992	5685
327 FRANCE		26926		1043	
335 GERMANY		980		7852	
344 ITALY		1473		34	
375 SWEDEN		36710		406724	
376 SWITZRLND				1245	
400 U STATES		229772		2009833	
		295861		2654723	
BOTTLES STEEL FOR GAS					
100 U KINGDOM				13086	5686
220 BERMUDA		1175		8250	
224 JAMAICA		1840		114	
227 SAHAMAS		330		3930	
359 NORWAY				452	
400 U STATES		40466		863383	
		43811		889215	
BAYONETS SWORDS FOILS MASKS					
100 U KINGDOM				2905	5687
327 FRANCE		136		1359	

## IMPORTS INTO CANADA FOR CONSUMPTION

Articles and Countries from which Imported	MONTH OF OCTOBER 1950		TEN MONTHS ENDED OCTOBER 1950		Class Number
	Quantities	Values (\$)	Quantities	Values (\$)	
400 U STATES				51	
MATERIALS FOR CREAM SEPARATORS		136		4315	5688
DRUMS CYLINDERS BARRELS TANKS					5690
100 U KINGDOM		3007		15269	
225 TRINIDAD				901	
381 ALASKA		30		3074	
400 U STATES		156447		877528	
		159484		896772	
FRAMES FOR PURSES					5691
RETICULES					
100 U KINGDOM		1869		25524	
306 BELGIUM		1785		7040	
327 FRANCE		662		1536	
400 U STATES		62853		479992	
		67169		514092	
FURNITURE OF METAL					5692
100 U KINGDOM		15403		184537	
327 FRANCE				334	
335 GERMANY				64	
354 NETHRLNDS		25		1125	
375 SWEDEN		996		4627	
376 SWITZRLND				628	
400 U STATES		107484		852440	
		123908		1043755	
MATERIALS FOR BUOYS					5693
100 U KINGDOM				6161	
400 U STATES		9803		41239	
		9803		47400	
GOLF SHAFTS OF BEAMLESS STEEL					5694
100 U KINGDOM		30196		131260	
375 SWEDEN				2375	
400 U STATES		188		13028	
		30384		146663	
MATERIALS FOR RIFLES					5695
METAL PARTS FOR SHOTGUNS					5696
400 U STATES		8704		24842	
		8704		24842	
GUN BARRELS ROUGH BORED					5697
100 U KINGDOM				95	
400 U STATES		13		814	
		13		909	
GUNS RIFLES AIR GUNS FIREARMS					5698
100 U KINGDDM		23569		83318	
306 BELGIUM		190		1058	
317 CZECHD S				127	
359 NDRWAY				410	
372 SPAIN				1018	
375 SWEDEN				5010	
400 U STATES		37168		208628	
		60927		299569	
GUNS NOT MADE IN CANADA					5699
100 U KINGODM		101928		356337	
306 BELGIUM		5144		180958	
317 CZECHO S				74421	
318 DENMARK				15984	
327 FRANCE				55	
344 ITALY		240		3380	
375 SWEDEN		10411		69719	
400 U STATES		211527		948410	
		329250		1649264	
KNIFE FORK SCISSORS BLANKS					5700
100 U KINGDOM				290	
400 U STATES		21890		144447	
		21890		144737	
METAL PARTS LOOSE LEAF BINDERS					5701
100 U KINGDOM		58		15661	
400 U STATES		25731		217541	
		25789		233202	
MAGIC LANTERNS AND SLIDES					5702
100 U KINGDOM		1448		36376	
234 AUSTRALIA				612	
306 BELGIUM		18		1230	
327 FRANCE		1080		31434	
335 GERMANY		79		746	
347 JAPAN		27		836	
375 SWEDEN				76	
376 SWITZRLND				111	
400 U STATES		52083		626386	
		54735		697807	
PRESSED STEEL BELT PULLEYS					5703
100 U KINGDOM		1702		24763	
400 U STATES		9253		61264	
		10955		86027	
RAILWAY TIES FISH PLATES IRDN					5704
100 U KINGDOM	CWT	12182	58561	48629	226765
306 BELGIUM		125	406	648	1839
400 U STATES		4382	20946	37753	217622
		16689	79913	87030	446226
RAILWAY INTERSECTION LAYOUTS					5705
100 U KINGDOM				158	
400 U STATES		9781		69555	
		9781		69713	
SAFES AND DOORS FOR VAULTS					5706
100 U KINGDOM		659		30501	

Articles and Countries from which Imported	MONTH OF OCTOBER 1950		TEN MONTHS ENDED OCTOBER 1950		Class Number
	Quantities	Values (\$)	Quantities	Values (\$)	
400 U STATES		28184		379861	
SCALES BALANCED WEIGHING BEAMS		28843		410362	5707
100 U KINGDOM		11987		85169	
327 FRANCE		829		829	
335 GERMANY		3001		26321	
354 NETHRLNDS				4946	
375 SWEDEN		304		755	
376 SWITZRLND				13403	
400 U STATES		74483		879389	
STEEL WOOL		90604		1010812	5708
400 U STATES		1835		8756	
LATH OF IRON OR STEEL		1835		8756	
100 U KINGDOM	CWT	5290	19650	151674	5709
354 NETHRLNDS		312	2162	7336	
400 U STATES		815	2028	29912	
		6417	23840	186922	
VALVES IRON DR STEEL N O P					5713
100 U KINGDOM		14369		222610	
400 U STATES		432962		3078227	
		447331		3300207	
MANUFACTURED OF IRON STEEL N O P					5714
100 U KINGDOM		192741		1550987	
231 HONG KONG				147	
234 AUSTRALIA		373		1169	
305 AUSTRIA				983	
306 BELGIUM		25		4158	
317 CZECHO S				1572	
318 DENMARK				1021	
327 FRANCE		1463		20180	
335 GERMANY		3226		59277	
344 ITALY		76		1778	
347 JAPAN				3730	
354 NETHRLNDS				4066	
359 NORWAY		2232		8909	
375 SWEDEN		11308		56098	
376 SWITZRLND		186		2932	
381 ALASKA		39		402	
400 U STATES		2629857		20813398	
		2841526		22530807	
COOKING STOVES COAL OR WOOD	NO				5715
100 U KINGDOM		1	12	1711	
400 U STATES		268	422	20120	
		269	434	21901	
COOKING STOVES ELEC OVER 2500L	NO				5716
100 U KINGDOM		1	2	544	
400 U STATES		54	1431	135069	
		55	1433	135613	
COOKING STOVES GAS OVER 10 DOL	NO				5717
100 U KINGDOM		3	3	74	
400 U STATES		792	6739	498446	
		795	6742	498520	
COOKING STOVES OIL OVER 10 DOL	NO				5718
100 U KINGDOM		256	980	15497	
375 SWEDEN			164	4508	
400 U STATES		295	1389	53556	
		551	2533	73561	
FURNACES DOMESTIC HOT WATER					5719
400 U STATES		4314		23312	
		4314		23312	
FURNACES DOMESTIC WARM AIR	NO				5720
400 U STATES		100	435	60772	
		100	435	60772	
OIL BURNERS	NO				5721
400 U STATES		2054	6321	932135	
		2054	6321	932135	
RADIATORS CAST IRON	SQ FT				5722
400 U STATES		7137	13281	11698	
		7137	13281	11698	
ELECTRIC COOKING APPARATUS N O P					5723
100 U KINGDOM		60230		349334	
317 CZECHO S				1042	
344 ITALY				1005	
400 U STATES		119536		765221	
		179766		1116602	
HEATING COOKING APPARATUS N O P					5724
100 U KINGDOM		22786		65611	
375 SWEDEN				200	
400 U STATES		64404		224692	
		87190		290503	
PARTS HEATING AND COOKING APP					5725
100 U KINGDOM		3024		25486	
375 SWEDEN				44	
400 U STATES		850683		5614428	
		853707		5639958	
OVENS COMMERCIAL BAKERY					5726
100 U KINGDOM		195		33744	
400 U STATES		109194		255666	
		109389		289410	
GAS STOVE THERMOSTATS LIGHTERS					5727
400 U STATES		19305		284567	
		19305		284567	
HEATERS OIL 20 DOLLARS OR OVER	NO				5728
100 U KINGDOM			11	381	

## IMPORTS INTO CANADA FOR CONSUMPTION

Articles and Countries from which Imported	MONTH OF OCTOBER 1950		TEN MONTHS ENDED OCTOBER 1950		Class Number
	Quantities	Values (\$)	Quantities	Values (\$)	
400 U STATES	5215	245148	19714	840798	
METAL STAMPINGS FOR BATHTUBS	5215	245148	19725	841179	5729
400 U STATES	CWT				
INDUSTRIAL FURNACES AND PARTS	1471	22484	37769	537658	
100 U KINGDOM	1471	22484	37769	537658	5730
400 U STATES		7093		20376	
RANGE OIL BURNERS		260705		1291227	
400 U STATES		267798		1311603	5731
	NO				
400 U STATES	29	917	282	7149	
WATER HEATERS OF ALL TYPES	29	917	282	7149	5732
100 U KINGDOM	NO				
400 U STATES	91	2867	225	6615	
	82	7087	2005	118873	
	173	9954	2230	125488	

IMPORTS INTO CANADA FOR CONSUMPTION

Articles and Countries from which Imported	MONTH OF OCTOBER 1950		TEN MONTHS ENDED OCTOBER 1950		Class Number
	Quantities	Values (\$)	Quantities	Values (\$)	
<b>GROUP 6</b>					
<b>NONFERROUS METALS AND PRODUCTS</b>					
<b>ALUMINA</b>					
100 U KINGDOM	CWT	45	445	5088	6001
400 U STATES		502	3961	67040	
		547	4406	72128	
<b>BAUXITE ORE</b>					
210 G COAST	CWT	216854	216854	48405	6002
221 B GUIANA		6029455	27255674	5693525	
224 JAMAICA			5000	1625	
225 TRINIDAD			149184	28972	
328 FR AFRICA			224000	50000	
356 SURINAM		42160	87757	72331	
400 U STATES		124192	1470267	1777457	
		6412661	29408736	7672315	
<b>CRYOLITE OR KRYOLITE</b>					
318 DENMARK	CWT	11023	11023	81770	6003
400 U STATES		30	1622	18026	
		11053	12645	99796	
<b>ALUMINUM PIGS INGOTS BLOCKS</b>					
100 U KINGDOM	CWT		873	9127	6004
400 U STATES			368	43384	
			1241	52511	
<b>ALUMINUM SCRAP</b>					
400 U STATES	CWT		7675	71720	6005
			7675	71720	
<b>ALUMINUM ANGLES CHANNELS BEAMS</b>					
100 U KINGDOM	CWT		22	660	6006
400 U STATES		460	3569	306402	
		460	3591	307062	
<b>ALUMINUM BAR ROD AND WIRE RODS</b>					
400 U STATES	CWT	535	4215	142082	6007
		535	4215	142082	
<b>ALUMINUM LEAF OR FOIL</b>					
100 U KINGDOM				6334	6009
344 ITALY				48	
400 U STATES		16978		104966	
		16978		111348	
<b>ALUMINUM PIPES AND TUBES</b>					
100 U KINGDOM	CWT	342	1065	29637	6010
400 U STATES		755	1957	99769	
		1097	3022	129406	
<b>ALUMINUM PLATES SHEETS STRIPS</b>					
100 U KINGDOM	CWT	1860	9687	239047	6011
400 U STATES		1051	15562	619996	
		2911	25249	859043	
<b>ALUMINUM POWDER</b>					
400 U STATES	LB	8941	49782	27464	6012
		8941	49782	27464	
<b>ALUMINUM WIRE AND CABLE</b>					
100 U KINGDOM	CWT		3	112	6013
400 U STATES		2	35	2903	
		2	38	3015	
<b>ALUMINUM HOUSEHOLD HOLLOW WARE</b>					
100 U KINGDOM				247874	6014
306 BELGIUM		23316		2433	
335 GERMANY		783		4506	
375 SWEDEN		32		555	
376 SWITZRLND		47338		2757	
400 U STATES		71469		255801	
				513926	
<b>ALUMINUM MANUFACTURES N D P</b>					
100 U KINGDOM		28743		264330	6015
305 AUSTRIA				554	
318 DENMARK				436	
327 FRANCE				4176	
335 GERMANY		712		6758	
344 ITALY				262	
347 JAPAN		1674		1674	
359 NORWAY				10	
375 SWEDEN				995	
376 SWITZRLND		351		6896	
400 U STATES		555357		3912098	
		586837		4198188	
<b>BRASS IN BLOCKS INGOTS OR PIGS</b>					
100 U KINGDOM	CWT	630	8795	139016	6021
400 U STATES			2	128	
		630	8797	139144	
<b>BRASS SCRAP</b>					
100 U KINGDOM	CWT		7	52	6022
220 BERMUDA			180	3680	
400 U STATES		7201	14403	273612	
		7201	14590	277344	
<b>BRASS IN BARS AND RODS</b>					
100 U KINGDOM	CWT	1333	3344	74703	6023
400 U STATES		175	1395	59336	
		1508	4739	134039	
<b>BRASS IN STRIPS SHEETS PLATES</b>					
100 U KINGDOM	CWT	90	1035	31278	6024
400 U STATES		137	1918	104009	
		227	2953	135287	
<b>BRASS TUBING</b>					
100 U KINGDOM	CWT	21	762	28791	6025
400 U STATES		512	6954	410857	
		533	7716	439648	

## IMPORTS INTO CANADA FOR CONSUMPTION

Articles and Countries from which Imported	MONTH OF OCTOBER 1950		TEN MONTHS ENDED OCTOBER 1950		Class Number
	Quantities	Values (\$)	Quantities	Values (\$)	
METAL CAPS FOR ELEC BATTERIES 400 U STATES		7748		48948	6026
BRASS CUPS FOR PAPER CARTRIDGE		7748		48948	6027
BRASS OR BRONZE COIN LOCKS 400 U STATES		277		5148	6029
BRASS HAND PUMPS N O P 100 U KINGDOM 400 U STATES		277		5148	6030
BRASS VALVES 100 U KINGDOM 318 DENMARK 344 ITALY 400 U STATES		133 133		872 13262 14134	6031
BRASS METERS AND PARTS 100 U KINGDOM 400 U STATES		4725		17535 395 3613 1856609 1878152	6032
BRASS WIRE N O P 100 U KINGDOM 335 GERMANY 400 U STATES	LB 224	94	1765 200	961 89	6033
BRASS WIRE CLOTH DR WOVEN WIRE 100 U KINGDOM 375 SWEDEN 400 U STATES	11231 11455	6466 8580	76788 78753	45516 46566	6034
BRASS MANUFACTURES N O P 100 U KINGDOM 215 INDIA 231 HONG KONG 234 AUSTRALIA 305 AUSTRIA 306 BELGIUM 313 CHINA 317 CZECHO S 318 DENMARK 327 FRANCE 335 GERMANY 344 ITALY 347 JAPAN 354 NETHRLNDS 359 NORWAY 372 SPAIN 375 SWEDEN 376 SWITZRLND 400 U STATES		40936 4313 1159		348301 20156 3010 1556 138 2216 6163 631 418 19264 5523 9406 34217 4051 7079 84 3747 3206 8058568 8527734	6035
BRASS WIRE FOR FOURDRINIER 400 U STATES		1020994 1077681		7702 7702	6036
COPPER IN BLOCKS PIGS INGOTS 400 U STATES	CWT 20	983	178	7231	6042
COPPER SCRAP 220 BERMUDA 400 U STATES	CWT	983	178	7231	6043
COPPER BARS FOR ELECTRIC WIRES 100 U KINGDOM 400 U STATES	CWT 4403	101934	23 30223	764 669589	6044
COPPER IN BARS OR RODS N O P 100 U KINGDOM 400 U STATES	CWT 5 35 40	198 1964 2162	23 474 497	1289 23265 24554	6046
COPPER IN STRIPS SHEETS PLATES 100 U KINGDOM 400 U STATES	CWT 112 113 225	3804 5774 9578	318 2057 2378	13742 93829 107571	6047
COPPER TUBING 100 U KINGDOM 400 U STATES	CWT 27 396 423	1043 29506 30549	313 3117 3430	13633 216620 230253	6048
COPPER ROLLERS FOR WALL PAPER 100 U KINGDOM 400 U STATES		6541 5242 11783		82254 23063 105317	6049
COPPER WIRE N O P 100 U KINGDOM 400 U STATES	LB 35498 852 36350	14282 1079 15361	54840 101915 156785	21773 33367 55140	6050
COPPER WIRE CLOTH WOVEN WIRE 100 U KINGDOM 400 U STATES		759 130 889		2746 3978 6724	6051
COPPER MANUFACTURES OF N O P 100 U KINGDOM 313 CHINA 327 FRANCE 344 ITALY		577		10210 89 338 681	6052

IMPORTS INTO CANADA FOR CONSUMPTION

Articles and Countries from which Imported	MONTH OF OCTOBER 1950		TEN MONTHS ENDED OCTOBER 1950		Class Number
	Quantities	Values (\$)	Quantities	Values (\$)	
354 NETHRLNDS				369	
400 U STATES		65779		502466	
LEAD IN PIGS AND BLOCKS		66356		514153	6061
100 U KINGDOM	LB		46183	5920	
347 JAPAN			421022	40050	
352 MEXICO			1120000	187473	
363 PERU			100068	13413	
388 YUGO SLAV			123380	16241	
400 U STATES		8000 2116	659187	91022	
LEAD OLD AND SCRAP		8000 2116	2469840	294119	6062
100 U KINGDOM	LB		48362	2720	
220 BERMUDA			10000	995	
316 CUBA			105215	6976	
354 NETHRLNDS			330707	36378	
400 U STATES		3525 71	7825	963	
LEAD IN BARS AND SHEETS		3525 71	502109	48032	6063
100 U KINGDOM	LB	2361 481	32316	5777	
400 U STATES		30 20	4394	991	
LEAD PIPE		2391 501	36710	6768	6064
LEAD CAPSULES FOR BOTTLES					6065
100 U KINGDOM				13460	
327 FRANCE				148	
354 NETHRLNDS		1520		7403	
400 U STATES				5300	
LEAD SHOT AND BULLETS		1520		26311	6066
100 U KINGDOM	LB		3646	925	
400 U STATES			2226	784	
TEA LEAD			5872	1709	6067
LEAD MANUFACTURES N D P					6068
100 U KINGDOM		1833		14515	
318 DENMARK				648	
327 FRANCE				2638	
335 GERMANY		114		2356	
344 ITALY				181	
347 JAPAN		114		10120	
354 NETHRLNDS				1127	
400 U STATES		32719		153290	
RODS 90 PC NICKEL FOR WIRE		34780		185075	6070
400 U STATES	LB		728	579	
NICKEL NICKEL SILVER IN INGOTS			728	579	6071
400 U STATES	LB	1688 831	37016	18443	
NICKEL BARS RODS STRIPS SHEETS		1688 831	37016	18443	6072
100 U KINGDOM	LB	5096 2470	12644	11378	
359 NORWAY			20612	10697	
400 U STATES		159895 139599	2052630	1576734	
NICKEL SILVER BARS RODS STRIPS		164991 142069	2085886	1598809	6073
400 U STATES	LB		100584	52380	
NICKEL CHROMIUM IN BARS RODS			100584	52380	6074
400 U STATES	LB	12517 14971	105666	121603	
NICKEL MANUFACTURES NOT PLATED		12517 14971	105666	121603	6075
100 U KINGDOM		1880		26479	
327 FRANCE				850	
344 ITALY		88		854	
400 U STATES		18671		249802	
NICKEL AND PLATED HOLLOW WARE		20639		277985	6076
100 U KINGDOM		1286		5550	
400 U STATES		320		6121	
NICKEL PLATED WARE N O P		1606		11671	6077
100 U KINGDOM		35460		320763	
231 HONG KONG		300		3338	
305 AUSTRIA		7243		35397	
306 BELGIUM		204		699	
317 CZECHO S				158	
327 FRANCE		645		5756	
335 GERMANY		2533		40446	
344 ITALY				7110	
347 JAPAN		17096		180258	
354 NETHRLNDS				117	
359 NORWAY		27		27	
375 SWEDEN				876	
376 SWITZRLND		131		4001	
400 U STATES		361599		3145892	
ELECTRO PLATED WARE GILT WARE		425238		3744838	6082
100 U KINGDOM		30583		297916	
231 HONG KONG		598		5488	
234 AUSTRALIA				102	
305 AUSTRIA		958		2922	
306 BELGIUM		920		920	
317 CZECHD S		167		322	

## IMPORTS INTO CANADA FOR CONSUMPTION

Articles and Countries from which Imported	MONTH OF OCTOBER 1950		TEN MONTHS ENDED OCTOBER 1950		Class Number
	Quantities	Values (\$)	Quantities	Values (\$)	
327 FRANCE		1453		6933	
335 GERMANY		5699		20530	
344 ITALY		315		3760	
347 JAPAN		30893		178807	
375 SWEDEN		43		209	
376 SWITZRLNO		500		4190	
400 U STATES		819048		5582696	
		891177		6104795	
GOLD FOR COMMERCIAL PURPOSES	02				6083
100 U KINGDOM			3	99	
400 U STATES	444	16340	1605	57466	
	444	16340	1608	57565	
GOLD SILVER SWEEPS GOLD FRINGE					6084
100 U KINGDOM				148	
327 FRANCE		649		5536	
400 U STATES				2881	
		649		8565	
GOLD SILVER DUTCH METAL LEAF					6085
100 U KINGDOM		9821		51058	
335 GERMANY		700		4729	
344 ITALY				495	
400 U STATES		5920		52851	
		16441		109133	
GOLD MANUFACTURES N O P					6086
100 U KINGDOM		1956		9855	
327 FRANCE				1327	
335 GERMANY		177		1978	
376 SWITZRLNO				2832	
400 U STATES		27029		205124	
		29162		221116	
PLATINUM PALLADIUM IRIDIUM					6087
100 U KINGDOM		2451492		18050877	
359 NORWAY				190	
400 U STATES		10116		66420	
		2461608		18117487	
PLATINUM CRUCIBLES					6088
400 U STATES		46036		422132	
		46036		422132	
PLAT RETORT FOR SULPHURIC ACID					6089
400 U STATES				2321	
				2321	
BLACK OXIDE COPPER FOR COLOURS	LB				6090
100 U KINGDOM			400	308	
400 U STATES	525	180	525	180	
	525	180	925	488	
SILVER UNMANUFACTURED	02				6091
100 U KINGDOM			110	82	
358 NICARAGUA			2167	2157	
400 U STATES	345	283	9173	7202	
	345	283	11450	9441	
COIN FOREIGN EXCEPT GOLD					6092
100 U KINGDOM				8759	
363 PERU				17111	
				25870	
TOILET ARTICLES OF STERLING					6093
100 U KINGDOM		2595		14625	
318 DENMARK				380	
335 GERMANY		225		1288	
400 U STATES		255		1473	
		3075		17766	
SILVER MANUFACTURES N O P					6094
100 U KINGDOM		64615		470950	
215 INDIA				20	
231 HONG KONG				1257	
313 CHINA		51		189	
318 DENMARK		2953		31071	
327 FRANCE		137		1687	
335 GERMANY		1143		6581	
344 ITALY				2771	
347 JAPAN		1362		13172	
352 MEXICO		118		210	
354 NETHRLNDS				1052	
375 SWEDEN		668		3285	
376 SWITZRLNO				1039	
400 U STATES		24236		92764	
		95283		626048	
TIN BLOCKS PIGS OR BARS	CWT				6101
100 U KINGDOM	3137	285909	20215	1795340	
218 MALAYA	6205	680123	39477	3673168	
306 BELGIUM	1680	174258	15188	1349566	
354 NETHRLNDS			530	46493	
400 U STATES	207	23985	8975	796307	
	11229	1164275	84385	7660874	
TINFOIL	LB				6102
100 U KINGDOM			25478	5742	
400 U STATES	2196	2825	7590	8973	
	2196	2825	33068	14715	
COLLAPSBLE TUBES OF METAL					6103
100 U KINGDOM		1164		1164	
327 FRANCE				358	
400 U STATES		1918		36811	
		3082		38333	
ZINC SPELTER	CWT				6111
ZINC BLOCKS PIGS BARS PLATES	CWT				6112
100 U KINGDOM			18	366	



IMPORTS INTO CANADA FOR CONSUMPTION

Articles and Countries from which Imported	MONTH OF OCTOBER 1950		TEN MONTHS ENDED OCTOBER 1950		Class Number
	Quantities	Values (\$)	Quantities	Values (\$)	
306 BELGIUM 400 U STATES			20 876	357 19439	
ZINC STRIP AND SHEETS	52	1797	914	20162	6113
100 U KINGDOM 306 BELGIUM 400 U STATES	CWT 174 788 2715	3715 16398 77763	966 2446 28341	16213 43002 584113	
ZINC DUST	3677	97876	31783	643328	6118
306 BELGIUM 400 U STATES	530	12333	551 3131	5738 56433	6116
ZINC MANUFACTURES N D P	530	12333	3682	62171	6116
100 U KINGDOM 306 BELGIUM 327 FRANCE 400 U STATES		4220 155 151098		14835 338 188	
ZINC SLUGS FOR DRY BATTERIES		155473		1643969 1689330	6117
400 U STATES		38222		334166	6117
BABBITT METAL IN BLOCKS BARS	CWT 62	4718	129	9180	6121
100 U KINGDOM 335 GERMANY 400 U STATES			560 306	6343 17482	
BRITANNIA METAL PIGS BLOCKS	105	9933	998	33005	6122
BRITANNIA METAL MANUFACTURES					6123
100 U KINGDOM 344 ITALY 400 U STATES		77 226		5304 362 11888	
CHROMIUM TUNGSTEN FOR ALLOYS		303		17554	6124
100 U KINGDOM 400 U STATES	LB 12000 650	12413 2970	18000 7102	23344 30864	
ALLOY BLUDES CAST WITH DIAMONDS		12650	25102	54208	6125
400 U STATES		7369		45983	6125
PHOSPHOR TIN PHOSPHOR BRONZE		7369		45983	6126
100 U KINGDOM 335 GERMANY 400 U STATES	LB 33002 4628 119532	15682 3067 78256	527220 18659 665379	222684 13905 459629	
ALLOYS OF COPPER		157162	1211258	696218	6129
100 U KINGDOM 400 U STATES				11889 230261	
ALLOYS OF MAGNESIUM		13993		248150	6130
100 U KINGDOM 400 U STATES		1268		9036 48985	
CLOCKS		1268		58021	6131
100 U KINGDOM 306 BELGIUM 317 CZECHOS 327 FRANCE 335 GERMANY 344 ITALY 347 JAPAN 354 NETHRLNDS 376 SWITZRLND 400 U STATES	N0 1982 24 9895 38	6767 646 30880 106	31136 12 1541 4169 75144 2 2013 66	95700 77 1646 16213 228222 567 4690 497 83663 1205627	
CLOCK MOVEMENTS AND CASES		51232	426497	1636902	6132
100 U KINGDOM 327 FRANCE 335 GERMANY 376 SWITZRLND 400 U STATES		3998 748 4833		33240 1756 63148 696	
PARTS OF CLOCK MOVEMENTS		5586		118281	6133
100 U KINGDOM 327 FRANCE 335 GERMANY 376 SWITZRLND 400 U STATES		15165		217121	6133
327 FRANCE 335 GERMANY 376 SWITZRLND 400 U STATES		327 609 21		2402 916 11645 4210	
TIME RECORDERS		61726		546422	6134
100 U KINGDOM 376 SWITZRLND 400 U STATES		62683		565595	6134
340				4132 1624	
WATCHES		19236		179361	6135
100 U KINGDOM 305 AUSTRIA 327 FRANCE 335 GERMANY 354 NETHRLNDS 376 SWEDEN 376 SWITZRLND 400 U STATES		19576		185117	6135
100 U KINGDOM 305 AUSTRIA 327 FRANCE 335 GERMANY 354 NETHRLNDS 376 SWEDEN 376 SWITZRLND 400 U STATES		1055 412		11839 446 2261 885 25	
WATCH CASES AND PARTS		593		593	6136
100 U KINGDOM 306 BELGIUM		223778 7386		1679719 56801	
1046		233224		1752569	6136
100 U KINGDOM 306 BELGIUM				2363 940	

## IMPORTS INTO CANADA FOR CONSUMPTION

Articles and Countries from which Imported	MONTH OF OCTOBER 1950		TEN MONTHS ENDED OCTOBER 1950		Class Number
	Quantities	Values (\$)	Quantities	Values (\$)	
327 FRANCE		4899		15203	
335 GERMANY				1441	
376 SWITZRLND		20305		140463	
400 U STATES		104050		918650	
WATCH ACTIONS AND MOVEMENTS		130300		1079060	6137
327 FRANCE				858	
376 SWITZRLND		370299		3425038	
400 U STATES		60727		419303	
PARTS OF WATCH MOVEMENTS		431026		3845199	6138
335 GERMANY				127	
376 SWITZRLND		16641		286056	
400 U STATES		42395		295415	
BATTERIES FLASHLIGHT AND PARTS		59036		581598	6139
400 U STATES		1498		8842	
BATTERIES HEARING AID AND PTS		1498		8842	6140
400 U STATES		37472		231241	
BATTERIES ELECTRIC PRIMARY NOP		37472		231241	6141
100 U KINGDOM		145		14205	
400 U STATES		9384		133636	
BATTERIES STORAGE N O P PARTS		9529		147841	6142
100 U KINGDOM		3089		33088	
400 U STATES		51673		548191	
APPARATUS ELECTRIC HEATING NOP		54762		581279	6143
100 U KINGDOM		202		10224	
400 U STATES		53848		454891	
DYNAMOS GENERATORS AND PTS NOP		54050		465115	6144
100 U KINGDOM		19773		327077	
234 AUSTRALIA				2212	
327 FRANCE		129		1220	
335 GERMANY		2547		18828	
354 NETHRLNDS		650		650	
376 SWITZRLND				360	
400 U STATES		323020		2605293	
FUSES FUSE PLUGS CUTOUTS PARTS		346119		2955640	6145
100 U KINGDOM		70		10161	
400 U STATES		25637		350076	
FLUORESCENT TUBES ARC LAMPS	NO	25707		360237	6146
100 U KINGDOM			1312	1298	
400 U STATES	14705	8229	181532	63524	
LAMPS ELECTRIC CARBON FILAMENT	NO	14705	8229	182844	6147
400 U STATES	395	345	3571	1809	
LAMPS ELECTRIC METAL FILAMENT	NO	395	345	3571	6148
100 U KINGDOM	50	21	4401	3067	
317 CZECHOS			550	157	
335 GERMANY	600	38	600	38	
347 JAPAN	166000	1615	2218500	38831	
400 U STATES	140809	46397	1659110	218986	
LIGHTS HEAD BIDE TAIL TORCHES		307459	48071	3883161	6149
100 U KINGDOM		5190		66148	
231 HONG KONG		12787		173463	
234 AUSTRALIA				2982	
327 FRANCE		287		1464	
335 GERMANY		859		2589	
347 JAPAN		120		864	
354 NETHRLNDS				1109	
376 SWITZRLND				554	
400 U STATES		30947		343868	
ELECTRIC LIGHT FIXTURES N O P		50190		593041	6150
100 U KINGDOM		5187		46357	
231 HONG KONG				243	
305 AUSTRIA		222		1535	
306 BELGIUM		208		1583	
316 CUBA				477	
317 CZECHOS		11354		115049	
318 DENMARK		81		1864	
326 FINLAND				1180	
327 FRANCE		2363		10847	
335 GERMANY		1091		13995	
344 ITALY		3232		47947	
347 JAPAN		7206		33872	
354 NETHRLNDS		67		715	
375 SWEDEN		194		3071	
376 SWITZRLND		76		248	
400 U STATES		332976		2672472	
LIGHTNING ARRESTERS REACTORS		364257		2951455	6151
100 U KINGDOM				51	
375 SWEDEN		675		2063	
400 U STATES		25296		135743	
MAGNETOS FOR GAS ENGINES		25971		137857	6152
400 U STATES		24573		78136	
		24573		78136	

IMPORTS INTO CANADA FOR CONSUMPTION

Articles and Countries from which Imported	MONTH OF OCTOBER 1950		TEN MONTHS ENDED OCTOBER 1950		Class Number
	Quantities	Values (\$)	Quantities	Values (\$)	
METERS ELECTRIC AND PARTS N O P 100 U KINGDOM 327 FRANCE 376 SWITZRLND 400 U STATES		6545		61453	6153
		81561		731342	
		89452		800147	
MOTORS ELECTRIC UNDER 10 DOL 100 U KINGDOM 400 U STATES	N O 412	768	7351	45639	6154
	28547	89491	154264	539127	
	28959	90259	161615	584836	
MOTORS ELEC OVER 10 DOL AND PTS 100 U KINGDOM 306 BELGIUM 317 CZECHO S 318 DENMARK 327 FRANCE 335 GERMANY 344 ITALY 354 NETHRLNDB 375 SWEDEN 376 SWITZRLND 400 U STATES		70646 24676		794546 24876	6158
		1208		30 478 235 2256 681	
		801		1027	
		2939		58350	
		77		5384	
		927481		7471935	
		1027828		8359798	
RHEOSTATS CONTROLLERS STARTERS 100 U KINGDOM 327 FRANCE 376 SWITZRLND 400 U STATES		7501		128930	6156
		1274		78 53094	
		649339		4867281	
		658114		5049383	
BAD IRONS ELECTRIC AND PARTS 100 U KINGDOM 400 U STATES		8054		85574	6157
		12575		126984	
		20629		212558	
SELFCONTAINED LIGHTING OUTFITS 306 BELGIUM 400 U STATES				3859	6158
		1338		35162	
		1338		39021	
SOCKETS OUTLETS RECEPTACLES 100 U KINGDOM 400 U STATES				1064	6159
		61009		525326	
		61009		526390	
SPARK PLUGS MAGNETOS IGNITION 100 U KINGDOM 400 U STATES				835	6160
		4783		26944	
		4783		27779	
SWITCHES SWITCHBOARDS AND PTS 100 U KINGDOM 376 SWITZRLND 400 U STATES		71163		265418	6161
		41862		334253	
		407067		3987216	
		520092		4586887	
SWITCH GEAR FOR COAL MINES 100 U KINGDOM 400 U STATES		3523		41361	6162
		2459		15561	
		5982		56922	
TELEGRAPH APPARATUS AND PARTS 100 U KINGDOM 400 U STATES		16110		25630	6163
		119773		1045738	
		135883		1071368	
TELEPHONE APPARATUS AND PARTS 100 U KINGDOM 318 DENMARK 400 U STATES		246585		1602303	6164
		365136		746 4036219	
		611721		5639268	
TRANSFORMERS AND PARTS N O P 100 U KINGDOM 376 SWITZRLND 400 U STATES		65115		440390	6168
		5738		54126	
		169269		1337230	
		240122		1831746	
RADIO TUBES 100 U KINGDOM 354 NETHRLNDB 400 U STATES	N O 745	1228	56208	33855	6166
	10030	3130	51706	21359	
	100654	115117	1346435	1297867	
	111429	119475	1454349	1353081	
RADIO APPARATUS N O P 100 U KINGDOM 327 FRANCE 354 NETHRLNDB 381 ALASKA 400 U STATES		80696		617270	6167
		8583		22 61964	
		874561		196 6730548	
		963840		7410000	
ELECTRIC DRY SHAVING MACHINES 100 U KINGDOM 354 NETHRLNDB 376 SWITZRLND 400 U STATES		3921		18125	6168
		12720		28913	
		112047		541 953307	
		128688		1000886	
ELECT STEAM GENERATORS AND PTS 100 U KINGDOM 376 SWITZRLND 400 U STATES	N O	326879	1	1611993	6169
		397		15169	
		9414	5	822748	
		336690	6	2449910	
ELECTRIC APPARATUS N O P 100 U KINGDOM 327 FRANCE 347 JAPAN 354 NETHRLNDB 375 SWEDEN		100054		549810	6170
				713 1526 275	
		101		42709	
		7164			

## IMPORTS INTO CANADA FOR CONSUMPTION

Articles and Countries from which Imported	MONTH OF OCTOBER 1950		TEN MONTHS ENDED OCTOBER 1950		Class Number
	Quantities	Values (\$)	Quantities	Values (\$)	
376 SWITZRLND		994		28770	
400 U STATES		698866		7255243	
ELECTRIC PRECISION INSTRUMENTS		807179		7879046	6171
100 U KINGDOM		13113		171875	
327 FRANCE				1700	
335 GERMANY				1297	
354 NETHRLNDS				98	
400 U STATES		171443		1501625	
ELECTRIC OR GAS WELDING APP		184556		1676665	6172
100 U KINGDOM		3407		44984	
327 FRANCE				105	
335 GERMANY				804	
400 U STATES		254810		2370825	
RADIO RECEIVING SETS	NO	258217		2416718	6173
100 U KINGDOM	25	2544	195	39539	
354 NETHRLNDS	2	122	6	338	
381 ALASKA			1	144	
400 U STATES	468	22322	2117	162512	
RADIO SET PARTS TARIFF 4450	495	24988	2319	202533	6175
100 U KINGDOM		6492		42045	
335 GERMANY				635	
354 NETHRLNDS				2469	
400 U STATES		449642		3443118	
RADIO TUBE PARTS TARIFF 445P		456134		3488267	6176
100 U KINGDOM				257	
354 NETHRLNDS				39	
400 U STATES		98256		946115	
SOUND EQUIPMENT		98256		946411	6177
100 U KINGDOM		195		12668	
234 AUSTRALIA				1076	
400 U STATES		66068		593914	
LIGHTING FIXTURES GAS COAL OIL		66263		607658	6181
100 U KINGDOM		1405		7842	
231 HONG KONG		168		802	
317 CZECHOS				2367	
327 FRANCE		3850		20143	
375 SWEDEN				399	
400 U STATES		13070		122293	
GAS MANTLES GAS BURNERS		18493		153846	6182
100 U KINGDOM				149	
231 HONG KONG		26		26	
400 U STATES		1934		9215	
GAS METERS AND PARTS		1960		9390	6183
100 U KINGDOM				324	
400 U STATES		33860		216534	
PLATES CYLINDERS ENGRAVERS		33860		216858	6191
100 U KINGDOM		1283		37531	
306 BELGIUM		794		1611	
376 SWITZRLND				638	
400 U STATES		36915		507129	
PLATES PRINTING 2 COLOURS		38992		546909	6192
100 U KINGDOM		1044		3464	
354 NETHRLNDS				272	
400 U STATES		19736		237030	
PLATES FOR PRINTING MUSIC		20780		240766	6193
400 U STATES		669		20840	
STEREOTYPES ELECTROTYPES NOP	80 IN	669		20840	6194
400 U STATES	33685	7650	176221	45512	
MATRICES FOR STEREOTYPES 475A	33685	7650	176221	45512	6195
327 FRANCE	80 IN		120948	1467	
400 U STATES	807498	2346	9855772	28069	
STEREOTYPES FOR BOOKS	807498	2346	9976720	29536	6196
100 U KINGDOM	80 IN				
400 U STATES	163	30	1011	209	
STEREOTYPES FOR ADVERTISEMENTS	2936774	38547	10479094	288883	6197
100 U KINGDOM	2936937	38577	10480105	289092	
400 U STATES	80 IN				
TYPE METAL IN BLOCKS PLATES	273	112	39267	2141	6198
400 U STATES	372259	14737	2773427	165446	
TYPE PRINTING CHASES QUOINS	372532	14849	2812694	167587	6199
100 U KINGDOM	LB				
354 NETHRLNDS			100	27	
400 U STATES			100	27	
PRINTG PLATES FOR PUBLICATIONS		796		16684	6200
100 U KINGDOM		282		2666	
327 FRANCE		19570		160898	
400 U STATES		20648		180248	
		427		4218	
				251	
		39412		489559	
		39839		494028	

IMPORTS INTO CANADA FOR CONSUMPTION

Articles and Countries from which Imported	MONTH OF OCTOBER 1950		TEN MONTHS ENDED OCTOBER 1950		Class Number
	Quantities	Values (\$)	Quantities	Values (\$)	
TUNGSTEN BEARING ORES	CWT				6208
309 BRAZIL	556	49942	556	49942	
	556	49942	556	49942	
KYANITE CRUDE OR CALCINED	CWT				6209
400 U STATES	1120	4100	8150	22362	
	1120	4100	8150	22362	
CHROME ORE	CWT				6210
204 S RHOD	67800	133130	69525	135683	
207 UN SO AFR	244869	113966	757116	336307	
215 INDIA			56000	104237	
216 PAKISTAN			2197	2310	
364 PHIL			206640	147766	
379 TURKEY			38024	86269	
400 U STATES	56626	88792	207528	367121	
	369295	335888	1337030	1179693	
ANTIMONY OR REGUL US OF	LB				6211
100 U KINGDOM	78400	22632	89600	25287	
306 BELGIUM	234503	70986	952115	241792	
313 CHINA			55115	14617	
317 CZECHO S			22046	4885	
388 YUGO SLAV			59710	13855	
400 U STATES	210486	61303	1655337	447434	
	523389	154921	2833923	747870	
BISMUTH METALLIC NATURAL	LB				6212
400 U STATES			53	189	
			53	189	
CINNABAR	LB				6214
COBALT ORE	CWT				6215
MANGANESE OXIDE	CWT				6216
100 U KINGDOM	40	110	1012	3095	
210 G COAST			1251510	2233286	
215 INDIA			450374	870216	
312 CHILE			14017	42523	
400 U STATES	23271	41218	259661	538322	
	23311	41328	1976574	3687442	
ORES OF METALS N O P	CWT				6217
100 U KINGDOM			18738	69984	
234 AUSTRALIA			2232	19283	
308 BOLIVIA			180407	1309892	
312 CHILE			122191	959688	
313 CHINA			6431	22459	
337 GUATEMALA	27115	150690	136432	690508	
348 KOREA			6795	34683	
352 MEXICO			98233	478547	
353 MOROCCO			16661	116253	
363 PERU	50134	368590	461408	2927484	
371 SIAM			6514	33873	
381 ALASKA			288	2326	
400 U STATES	10550	72039	37329	194136	
	87799	591319	1093659	6859116	
MERCURY OR QUICKSILVER	LB				6218
100 U KINGDOM			500	656	
344 ITALY	104190	86709	142140	113791	
352 MEXICO			3660	3359	
372 SPAIN			3800	3793	
400 U STATES	26202	29134	340936	308967	
	130392	115843	491036	430566	
ANODES NICKEL ZINC COPPER ETC					6219
400 U STATES		4098		14665	
		4098		14665	
ARTICLES FOR AGRIC IMPLEMENTS					6220
100 U KINGDOM		2716		17456	
400 U STATES		53465		360298	
		56181		377754	
ARTICLES FOR STORAGE BATTERIES					6221
335 GERMANY				535	
400 U STATES		40205		282518	
		40205		283053	
BELLS FOR CHURCHES					6222
100 U KINGDOM		22		1932	
327 FRANCE		3600		31929	
354 NETHRLNDS				7141	
400 U STATES		5164		27552	
		8786		68554	
BELLS AND GONGS N O P					6223
100 U KINGDOM		1828		20019	
215 INDIA		662		1598	
313 CHINA				147	
317 CZECHO S				34	
327 FRANCE				1645	
335 GERMANY		68		1479	
344 ITALY		102		235	
347 JAPAN		168		2404	
376 SWITZRLND				18	
400 U STATES		11582		121721	
		14410		149300	
SLIDE OR ZIPPER FASTENERS					6225
400 U STATES		936		27036	
		936		27036	
BUCKLES CLASPS EYELETS HOOKS					6226
100 U KINGDOM		8157		34210	
327 FRANCE		11		1304	
376 SWITZRLND				214	

## IMPORTS INTO CANADA FOR CONSUMPTION

Articles and Countries from which Imported	MONTH OF OCTOBER 1950		TEN MONTHS ENDED OCTOBER 1950		Class Number
	Quantities	Values (\$)	Quantities	Values (\$)	
400 U STATES		117991		898408	
CAGES BIRD SQUIRREL RAT WIRE		126159		934136	6227
100 U KINGDDM		6914		28418	
317 CZECHOS				1637	
400 U STATES		2574		11411	
CHRONOMETERS COMPASSES SHIPS		9488		41466	6228
100 U KINGDOM		289		52744	
376 SWITZRLND				212	
400 U STATES		5403		210907	
METAL ARTICLES FOR JEWELLERY		5692		263863	6229
100 U KINGDDM		668		6077	
335 GERMANY		478		2557	
400 U STATES		92774		712171	
ARTICLES FOR USE IN FISHERIES		93920		720805	6230
100 U KINGDOM		3330		32688	
366 PORTUGAL		167		11278	
372 SPAIN		1144		8282	
400 U STATES		11153		45677	
ARTICLES M O P FOR MFR SHIPS		15794		97925	6232
100 U KINGDDM		80207		413153	
318 DENMARK		99		3396	
359 NORWAY				1191	
375 SWEDEN				265	
400 U STATES		71399		880323	
ELEMENTS FOR LAMP FILAMENTS		151705		1298328	6233
400 U STATES		50298		531599	
METAL PTS FOR COVERED BUTTONS		50298		531599	6234
100 U KINGDDM		65		6370	
400 U STATES		24654		231387	
NAILS TACKS BRASS OR COPPER		24719		237757	6235
100 U KINGDDM		144		291	
400 U STATES		697		4193	
PATTERNS OF METAL NOT MDELS		841		4484	6236
400 U STATES		9612		154929	
UMBRELLA PARTS EXCEPT FABRIC		9612		154929	6237
100 U KINGDDM				3189	
327 FRANCE				1016	
335 GERMANY		2985		10434	
400 U STATES		30981		305407	
RIVETS BURR9 BRASS DR COPPER		33966		320046	6238
100 U KINGDDM		714		1887	
400 U STATES		11720		100053	
SCREWS OF METAL N D P		12434		101940	6240
100 U KINGDOM		349		2451	
400 U STATES		6139		48429	
BHOE AND CORSET EYELETS HODKS		6488		50880	6241
344 ITALY				6260	
400 U STATES		41151		248208	
TIPS STUDS FOR CORSET CLASPS		41151		254468	6242
100 U KINGDOM				641	
400 U STATES		1345		5221	
TRACTION ENGINE MATERIALS		1345		5862	6243
WIRE FOR SHDE NAILING MACHINES	LB				6245
100 U KINGDDM	11579	1228	25096	2966	
400 U STATES	2500	574	33315	8409	
WIRE NON FERROUS COVERED	14079	1802	58411	11375	6247
100 U KINGDOM		90450		370565	
359 NORWAY				22	
400 U STATES		95292		848688	
WIRE TINSEL FOR BRAIDS COROS		185742		1219275	6248
335 GERMANY				7533	
400 U STATES		1404		29461	
WIRE STRANDED NON FERROUS		1404		36994	6249
100 U KINGDOM		10760		14486	
400 U STATES		4681		48062	
WIRE NON FERROUS N D P		15441		62548	6250
100 U KINGDOM		2300		20450	
327 FRANCE				102	
400 U STATES		36365		193760	
NON FERROUS METALS AND PRODUCT		38665		214312	6251
100 U KINGDOM		14522		147864	
309 BRAZIL				66	
327 FRANCE				1178	
344 ITALY				231	
347 JAPAN		86		8235	

IMPORTS INTO CANADA FOR CONSUMPTION

Articles and Countries from which Imported	MONTH OF OCTOBER 1950		TEN MONTHS ENDED OCTOBER 1950		Class Number
	Quantities	Values (\$)	Quantities	Values (\$)	
352 MEXICO				2 45 94	
359 NORWAY				1 55	
400 U STATES		97 282		55 5570	
		111 890		73 78 93	
PARTS FOR MFR OF SHUTTLES					6252
100 U KINGDOM				3 29	
400 U STATES		181 00		10 79 55	
		181 00		10 82 84	
HINGES FOR JEWELLERY BOXES					6253
400 U STATES		17 12		20 66 8	
		17 12		20 66 8	
MATERIALS FOR MFR MINING MACH					6254
400 U STATES		43 04		24 04 5	
		43 04		24 04 5	
MAGNESIUM SCRAP					6255
	LB				
METAL POWDER FRICTION MATERIAL					6256
400 U STATES		15 32		23 01 1	
		15 32		23 01 1	





Articles and Countries from which Imported	MONTH OF OCTOBER 1950		TEN MONTHS ENDED OCTOBER 1950		Class Number
	Quantities	Values (\$)	Quantities	Values (\$)	
<b>GROUP 7</b>					
<b>NON METALLIC MINERALS</b>					
ASBESTOS PACKING	L8				7001
100 U KINGDOM	9560	6705	119180	54147	
400 U STATES	14130	7465	145898	91894	
	23690	14170	265078	146041	
ASBESTOS BRAKE LINING FOR AUTO					7002
100 U KINGDOM		6881		49787	
400 U STATES		33288		293613	
		40169		343400	
ASBESTOS MANUFACTURES N O P					7003
100 U KINGDOM		38601		197001	
306 BELGIUM		5528		13187	
400 U STATES		185845		1103484	
		229974		1313672	
ASBESTOS CLUTCH FACINGS AUTO					7004
100 U KINGDOM		218		11020	
400 U STATES		15772		230257	
		15990		241277	
BRAKE LININGS AND FACINGS NOP					7005
100 U KINGDOM		8119		17851	
400 U STATES		2479		31896	
		10598		49747	
CHINA CLAY GROUND	CWT				7011
100 U KINGDOM	74770	49388	589758	423642	
400 U STATES	115709	98552	876534	765657	
	190479	147940	1466892	1189299	
FIRE CLAY GROUND	CWT				7012
100 U KINGDOM	2151	603	24472	10792	
400 U STATES	139891	33082	1128043	317311	
	142042	33685	1152515	328103	
PIPE CLAY GROUND	CWT				7013
400 U STATES	22500	3836	110500	20778	
	22500	3836	110500	20778	
CLAYS N O P GROUND					7014
100 U KINGDOM				4184	
400 U STATES		49143		276183	
		49143		280367	
ZIRCONIUM SILICATE					7015
234 AUSTRALIA				2477	
400 U STATES		8681		68281	
		8681		70758	
ZIRCONIUM OXIDE					7016
400 U STATES		4331		32266	
		4331		32266	
SAGGARS FOR CERAMIC PRODUCTS					7017
400 U STATES		7566		58094	
		7566		58094	
ACTIVATED CLAY TO REFINE OILS					7018
335 GERMANY				1527	
400 U STATES		41854		284856	
		41854		286383	
GROG FOR REFRACTORY MATERIALS	TON				7019
400 U STATES	749	18205	4346	101882	
	749	18205	4346	101882	
BRICK BUILDING	TON				7021
100 U KINGDOM			13	222	
400 U STATES	4143	73506	38699	650301	
	4143	73506	38712	650523	
BRICK FIRE CHROME					7022
400 U STATES		108815		698807	
		108815		698807	
BRICK FIRE MAGNESITE					7023
400 U STATES		34321		351702	
		34321		351702	
BRICK FIRE 90 PER CENT SILICA					7024
400 U STATES		100813		835928	
		100813		835928	
BRICK FIRE 100 DOL THOUSAND					7025
100 U KINGDOM				1505	
400 U STATES		49475		231621	
		49475		233126	
BRICK FIRE FURNACE OR KILN					7026
100 U KINGDOM		1509		130572	
375 SWEDEN				1369	
400 U STATES		332088		2750627	
		333597		2882568	
BRICK FIRE N O P					7027
100 U KINGDOM		40690		194728	
318 DENMARK				461	
400 U STATES		233624		1768613	
		274384		1963802	
BRICK PAVING	TON				7028
400 U STATES	303	5672	2473	38161	
	303	5672	2473	38161	
BUILDING BLOCKS BUILDING TILE					7029
100 U KINGDOM		455		4618	
400 U STATES		41913		324501	
		42368		329119	
DRAIN PIPES SEWER PIPES N O P					7030
100 U KINGDOM		6542		32049	
400 U STATES		37170		183382	
		43712		215431	

## IMPORTS INTO CANADA FOR CONSUMPTION

Articles and Countries from which Imported	MONTH OF OCTOBER 1950		TEN MONTHS ENDED OCTOBER 1950		Class Number
	Quantities	Values (\$)	Quantities	Values (\$)	
DRAIN TILES NOT GLAZED 400 U STATES		13		133	7031
TILES FOR MOSAIC FLOORING 100 U KINGDOM 306 BELGIUM 317 CZECHO S 327 FRANCE 344 ITALY 347 JAPAN 400 U STATES		10920 15192 27788		63726 4909 555 7391 4602 3682 148477 233342	7032
EARTHENWARE TILES FOR ROOFING 306 BELGIUM 400 U STATES		2990 269 3259		7233 5349 12582	7033
TILES EARTHENWARE N O P 100 U KINGDOM 306 BELGIUM 317 CZECHO S 327 FRANCE 344 ITALY 347 JAPAN 352 MEXICO 375 SWEDEN 400 U STATES		86642 1500 1027 10966 2803 368 17780 121086		511429 4426 12707 2191 61627 19109 551 10 215237 827287	7034
CHINA AND PORCELAIN WARE N O P 100 U KINGDOM 231 HONG KONG 313 CHINA 318 DENMARK 327 FRANCE 335 GERMANY 344 ITALY 347 JAPAN 372 SPAIN 400 U STATES		3384 34 386 162 47 49 414 3161 7637		19346 151 89 1086 1533 907 200 1677 621 28911 54521	7043
DEMIJOHNS CHURNS CROCKS N O P 400 U STATES		2643 2643		19879 19879	7045
TABLEWARE OF CHINA PORCELAIN 100 U KINGDOM 231 HONG KONG 306 BELGIUM 313 CHINA 317 CZECHO S 318 DENMARK 326 FINLAND 327 FRANCE 335 GERMANY 340 HUNGARY 344 ITALY 347 JAPAN 354 NETHRLNDS 365 POLAND 366 PORTUGAL 375 SWEDEN 376 SWITZRLND 400 U STATES		1026022 1253 49 3824 1619 15927 4945 27275 32 128084 1209030		8802868 24772 184 47 2642 16013 2321 23912 137845 1744 46110 239152 1164 449 574 109 802 1122205 10422913	7046
STONEWARE EARTHENWARE N O P 100 U KINGDOM 231 HONG KONG 305 AUSTRIA 306 BELGIUM 313 CHINA 317 CZECHO S 318 DENMARK 326 FINLAND 327 FRANCE 335 GERMANY 340 HUNGARY 344 ITALY 347 JAPAN 352 MEXICO 354 NETHRLNDS 366 PORTUGAL 375 SWEDEN 376 SWITZRLND 379 TURKEY 400 U STATES		46941 538 16 95 874 767 2114 8070 6475 18443 62 813 332 101427 186967		437114 9521 188 1109 1506 1330 4808 100 18949 30866 564 65436 123393 678 4886 1242 1252 285 300 776846 1480373	7047
CHEMICAL STONEWARE ACID RESIST 100 U KINGDOM 400 U STATES		921 11321 12242		7857 74596 82453	7048
PORCELAIN RUBBER GLOVE FORMS 400 U STATES		271 271		7675 7675	7049
ARTIFICIAL TEETH NDT MOUNTED 100 U KINGDOM 360 ISRAEL 400 U STATES		864 853 84142 85866		22111 853 709531 732425	7051

IMPORTS INTO CANADA FOR CONSUMPTION

Articles and Countries from which Imported	MONTH OF OCTOBER 1950		TEN MONTHS ENDED OCTOBER 1950		Class Number
	Quantities	Values (\$)	Quantities	Values (\$)	
BATHS BATHTUBS BATHING ETC N O P 100 U KINGDOM 317 CZECHOS 335 GERMANY 347 JAPAN 400 U STATES		58501 690 279750 338941		371977 3089 8506 1237 1706524 2091333	7052
CRUCIBLES N O P AND COVERS 100 U KINGDOM 400 U STATES		1135 7225 8360		15162 59135 74297	7053
INSULATORS ELECTRIC PORCELAIN 100 U KINGDOM 317 CZECHOS 335 GERMANY 400 U STATES		12 1218 24639 25869		7654 2873 213 587247 597987	7055
MANUFACTURES OF CLAY N O P 100 U KINGDOM 215 INDIA 400 U STATES		161 32356 32517		4899 6262 357027 368188	7056
BRIQUETTES OF COAL OR COKE 400 U STATES	TON	29923 29923	146830 146830	1774617 1774617	7060
ANTHRACITE SCREENINGS OR DUST 400 U STATES	TON		4779 4779	19338 19338	7061
ANTHRACITE DOMESTIC SIZES 100 U KINGDOM 207 UN 80 AFR 400 U STATES	TON	32081 374034 406115	413462 5177662 5591124	202785 237 2733213 2936235	7062
ANTHRACITE SMALLER SIZES N O P 100 U KINGDOM 400 U STATES	TON	15627 82306 97933	164058 616521 780579	147642 505710 653352	7063
COAL BITUMINOUS AND COAL N O P 100 U KINGDOM 381 ALASKA 400 U STATES	TON	2401575 2401575	12721743 12721743	28007 10 18269581 18297598	7064
COAL LIGNITE 400 U STATES	TON	1250 1250	5662 5662	2898 2898	7065
COAL EXWAREHOUSED SHIPS STORES 400 U STATES	TON	41816 41816	237820 237820	225746 225746	7066
BENZOL 100 U KINGDOM 400 U STATES	GAL	114629 114629	20055 20055	100 604311 604411	7070
COAL TAR CRUDE IN BULK 100 U KINGDOM 400 U STATES	GAL	2750 704461 707211	488 75905 76393	130712 5387413 5518125	7071
COAL PITCH 100 U KINGDOM 400 U STATES	CWT	3319 58352 61671	4644 74688 79332	21754 197668 219422	7072
CARBOLIC OR HEAVY OIL 100 U KINGDOM 234 AUSTRALIA 400 U STATES	GAL	44585 44585	9730 9730	2728253 3256 411266 3142775	7073
COKE PETROLEUM 400 U STATES	TON	36633 36633	688822 688822	243482 243482	7074
COKE GROUND FOR BATTERIES 400 U STATES	TON	14 14	1690 1690	160 160	7075
COKE N O P 100 U KINGDOM 400 U STATES	TON	44430 44430	666555 666555	201 265563 265764	7077
DECANTERS AND TUMBLERS 100 U KINGDOM 306 BELGIUM 317 CZECHOS 335 GERMANY 375 SWEDEN 400 U STATES		43 277		1129 10891 1900 945 437 437859 453161	7079
LAMP CHIMNEYS 100 U KINGDOM 400 U STATES		85 1195 1280		85 47296 47381	7080
GLASS PLATES FOR OPTICAL MFR 100 U KINGDOM 335 GERMANY 400 U STATES		255 56144 56399		344 2210 477106 479660	7081
GLASS CARBOYS BOTTLES JARS 100 U KINGDOM 225 TRINIDAD 231 HONG KONG 305 AUSTRIA		8027 757		64770 320 313 3484	7082

## IMPORTS INTO CANADA FOR CONSUMPTION

Articles and Countries from which Imported	MONTH OF OCTOBER 1950		TEN MONTHS ENDED OCTOBER 1950		Class Number
	Quantities	Values (\$)	Quantities	Values (\$)	
306 BELGIUM		1186		3061	
313 CHINA				10	
317 CZECHO S		135		4590	
327 FRANCE		276		11606	
335 GERMANY		365		5553	
344 ITALY				381	
347 JAPAN		287		5559	
354 NETHRLNDS				61	
375 SWEDEN				456	
376 SWITZRLND				609	
400 U STATES		348782		2822434	
		352815		2923207	
GLASS TABLEWARE CUT GLASS NOP					7083
100 U KINGDOM		24565		192300	
220 BERMUGA				108	
231 HONG KONG				91	
306 BELGIUM		11815		98232	
317 CZECHO S		21991		88886	
318 DENMARK		484		2820	
327 FRANCE		1217		19384	
335 GERMANY		13328		35598	
340 HUNGARY				5392	
344 ITALY		2265		19924	
347 JAPAN		2403		10657	
354 NETHRLNDS				4703	
365 POLAND				500	
366 PORTUGAL				427	
375 SWEDEN		7347		30855	
376 SWITZRLND				305	
388 YUGO SLAV				100	
400 U STATES		96208		570618	
		181623		1080900	
LAMP BULBS AND TUBING FOR					7084
100 U KINGDOM				1469	
335 GERMANY				1290	
400 U STATES		205447		1878121	
		205447		1880880	
GLASS SHADES OR GLOBES					7085
100 U KINGDOM		298		2979	
306 BELGIUM				485	
344 ITALY				737	
400 U STATES		2697		27634	
		2995		31835	
LENSES GLASS N O P					7086
100 U KINGDOM		390		5489	
327 FRANCE				77	
376 SWITZRLND				20	
400 U STATES		16920		195692	
		17310		201285	
FRESNEL TYPE LENSES GLOBES					7087
100 U KINGDOM				161	
400 U STATES		17399		59164	
		17399		59325	
MOULDED SHAPES FOR ELECT FIXT					7088
100 U KINGDOM		519		3571	
317 CZECHO S		357		3357	
327 FRANCE				16	
400 U STATES		112143		1152485	
		113019		1159429	
HEAT RESISTING GLASSWARE					7089
100 U KINGDOM		3973		19632	
327 FRANCE				3244	
335 GERMANY		72		1375	
376 SWITZRLND		813		2885	
400 U STATES		170931		1156903	
		175789		1184039	
COMMON COLOURLESS WINDOW GLASS	80 FT				7091
100 U KINGDOM	3589194	253798	27862726	1950844	
306 BELGIUM	1672814	110931	10288403	689089	
317 CZECHO S	466400	22573	6104141	302752	
327 FRANCE	772100	44781	6003400	337809	
335 GERMANY			45400	1739	
365 POLAND	23917	1382	23917	1382	
375 SWEDEN			414200	16370	
400 U STATES	400	68	2879932	247357	
	6524825	433533	53622119	3547342	
GLASS FOR PHOTO DRY PLATES					7092
PLATE GLASS NOT OVER 7 80 FT	80 FT				7093
100 U KINGDOM	136744	45679	1611652	539415	
306 BELGIUM	29337	9096	81509	28211	
327 FRANCE	488	183	4413	1780	
400 U STATES	439928	159205	3893479	1476947	
	606497	214163	5591053	2046353	
PLATE GLASS 7 TO 25 80 FT	80 FT				7094
100 U KINGDOM	181235	65085	1282287	501989	
306 BELGIUM	101370	40257	341505	126999	
327 FRANCE	4530	1826	13800	5374	
400 U STATES	88975	41406	1214906	588487	
	376110	148574	2852498	1222849	
PLATE GLASS N O P	80 FT				7095
100 U KINGDOM	260390	98272	1863581	713274	
306 BELGIUM	95140	41563	624912	271745	
327 FRANCE	5603	2249	32263	16080	
400 U STATES	21952	12565	414587	224626	
	383085	154649	2935343	1225725	

IMPORTS INTO CANADA FOR CONSUMPTION

Articles and Countries from which Imported	MONTH OF OCTOBER 1950		TEN MONTHS ENDED OCTOBER 1950		Class Number
	Quantities	Values (\$)	Quantities	Values (\$)	
GERMAN MIRROR PLATE UNSILVERED 400 U STATES				483	7096
LAMINATED GLASS SHEETS OR MFRS 100 U KINGDOM 400 U STATES		12709 2452 15161		62711 30104 92815	7097
GLASS UNCOLOURED OVER 34 OZ 100 U KINGDOM 306 BELGIUM 317 CZECHO S 327 FRANCE 400 U STATES	SQ FT 290761 45485	48763 10091	2935501 522397 30719 37000 542590	545135 113069 4793 6267 132863	7098
GLASS SHEETS WIRED 100 U KINGDOM 306 BELGIUM 400 U STATES	SQ FT 42022 22495 4358 68875	8062 3270 1301 12633	628911 33136 70785 732432	123242 5217 36528 164987	7099
ORNAMENTAL WINDOW GLASS 100 U KINGDOM 306 BELGIUM 317 CZECHO S 327 FRANCE 400 U STATES	SQ FT 23283	9803	185832 14290 206 495 115804	61518 2904 104 614 82690	7111
PAINTED OBSCURED WHITE GLASS 100 U KINGDOM 306 BELGIUM 317 CZECHO S 400 U STATES	SQ FT 54485 57913 10000 126584 248982	6565 9039 1260 40723 57587	770032 289877 43670 1048926 2152505	97619 40750 6226 247354 391949	7112
STAINED OR ORNAMENTAL WINDOWS 100 U KINGDOM 306 BELGIUM 327 FRANCE 344 ITALY 375 SWEDEN 389 IRELAND 400 U STATES		414 828		4610 2880 16915 442 693 710 2593 28843	7113
SILVERED GLASS M O P 100 U KINGDOM 306 BELGIUM 317 CZECHO S 327 FRANCE 335 GERMANY 344 ITALY 347 JAPAN 400 U STATES		4610 28 100 58 71 1114 37587 43568		31993 1907 28 3046 3521 3753 13511 185718 243477	7114
GLASS BALLS FOR FIBRES OR YARN 400 U STATES		5525		63206	7180
GLASS TO BE CUT OR MOUNTED 100 U KINGDOM 306 BELGIUM 317 CZECHO S 327 FRANCE 335 GERMANY 366 PORTUGAL 375 SWEDEN 400 U STATES		5525 1125 15354 12306 55 5345 869 30472 65526		4044 58303 42500 714 18422 2261 1155 417306 544705	7121
GLASS BLANKS FOR REFLECTORS 400 U STATES		10430		109123	7122
BEADS FOR MFR IMITATION PEARLS 317 CZECHO S 347 JAPAN 400 U STATES		10430		109123	7123
ARTIFICIAL EYES CONTACT LENSES 100 U KINGDOM 400 U STATES				166 25887 156513 182566	7124
PHOTOGRAPHIC ORY PLATES 100 U KINGDOM 306 BELGIUM 400 U STATES		3287 3287		753 26875 27628	7125
SPECTACLES EYE GLASS LENSES 100 U KINGDOM 344 ITALY 347 JAPAN 376 SWITZRLND 400 U STATES		1011 326		11460 381 65142 76983	7126
MANUFACTURES OF GLASS M O P 100 U KINGDOM 231 HONG KONG 306 BELGIUM 313 CHINA 317 CZECHO S 318 DENMARK 327 FRANCE 335 GERMANY		7203 22649 22975		76983 373368 375260	7127
		4077 87 146 638 415 3601		41394 533 7794 113 24082 174 15887 10277	

## IMPORTS INTO CANADA FOR CONSUMPTION

Articles and Countries from which Imported	MONTH OF OCTOBER 1950		TEN MONTHS ENDED OCTOBER 1950		Class Number
	Quantities	Values (\$)	Quantities	Values (\$)	
344 ITALY		2407		9279	
347 JAPAN		1321		10950	
354 NETHRLNDS		176		1409	
375 SWEDEN		103		1567	
376 SWITZRLND		1258		2845	
400 U STATES		127499		1177130	
		141728		1303434	
GLASS WOOL OR FIBRE GLASS	LB				7128
400 U STATES	46988	12498	535550	245008	
	46988	12498	535550	245008	
GLASS BLOCKS					7129
400 U STATES		69923		473700	
		69923		473700	
PLUMBAGO NOT GROUND OR MFRD					7131
217 CEYLON				9885	
352 MEXICO		7459		29138	
400 U STATES		887		18783	
		8346		57806	
CRUCIBLES PLUMBAGO AND COVERS					7132
100 U KINGDOM		6600		68571	
400 U STATES		9608		66531	
		16208		135102	
PLUMBAGO GROUND AND MFRS NOP					7133
100 U KINGDOM		19		3845	
352 MEXICO		3581		6868	
400 U STATES		34748		255213	
		38348		265926	
ASPHALTUM OR ASPHALT	CWT				7141
100 U KINGDOM			92	487	
225 TRINIDAD	702	671	68566	86681	
400 U STATES	19814	51572	318185	760711	
	20516	52243	386843	847879	
ASPHALTUM OIL FOR PAVING	GAL				7143
400 U STATES			81592	9609	
			81592	9609	
OIL FOR CONCENTRATION OF ORES	GAL				7151
400 U STATES	40004	32025	136886	113980	
	40004	32025	136886	113980	
CRUDE PETROLEUM FOR REFINING	M GAL				7153
225 TRINIDAD			22546	1655943	
303 ARABIA	90908	4111750	535220	24208875	
387 VENEZUELA	79045	6108789	813243	65523919	
400 U STATES	109973	9293076	874085	72808152	
	279926	19513615	2245094	164196889	
PETROLEUM TOPS FOR REFINERS	GAL				7154
225 TRINIDAD	4385080	280458	42497692	2879835	
	4385080	280458	42497692	2879835	
FUEL OIL EXWARE SHIPS STORES	GAL				7156
400 U STATES	811951	37566	8766176	362905	
	811951	37566	8766176	362905	
CRUDE PETROLEUM LESS THAN 8155	GAL				7157
CRUDE PETROLEUM N O P	GAL				7158
400 U STATES	25952	2064	404859	31090	
	25952	2064	404859	31090	
AVIATION GASOLINE	GAL				7161
357 NETH ANT	998108	218278	3771006	826685	
381 ALASKA	6719	1429	371483	104936	
400 U STATES	3251546	699643	34038596	7080589	
	4256373	919350	38181085	8012210	
KEROSENE N O P	GAL				7162
357 NETH ANT			3657671	384856	
381 ALASKA			74947	16234	
400 U STATES	159586	23615	9060166	1105938	
	159586	23615	12792784	1507028	
ENGINE DISTILLATE 8017 OR OVER	GAL				7163
400 U STATES	15869	1995	128032	18465	
	15869	1995	128032	18465	
GASOLINE UNDER 8036 SP G N D P	GAL				7164
357 NETH ANT	8635666	1382506	34194965	5271803	
381 ALASKA	239929	55858	1226410	292899	
400 U STATES	15982716	2617920	99542987	15601531	
	24858311	4056284	134964362	21166233	
CABINGHEAD GASOLINE BLENDING	GAL				7165
400 U STATES	5100074	606003	23193192	2596353	
	5100074	606003	23193192	2596353	
LUB OILS UNDER 250 PER GAL	GAL				7166
100 U KINGDOM			348	282	
400 U STATES	750545	139940	7819199	1504147	
	750545	139940	7819547	1504429	
PETRO LUB OILS 250 GAL OR OVER	GAL				7167
100 U KINGDOM	2320	1394	18113	14163	
327 FRANCE			23	151	
376 SWITZRLND	198	236	198	236	
381 ALASKA	772	838	24202	23969	
400 U STATES	1211567	491672	6655912	2788469	
	1214857	494140	6698448	2826988	
OILS MINERAL N O P	GAL				7168
400 U STATES	119147	107117	1055862	994844	
	119147	107117	1055862	994844	
STOVE OIL NO 1 FUEL OIL	GAL				7171
357 NETH ANT	5150399	500789	33586665	3495661	
381 ALASKA	198618	36392	1416286	257574	
387 VENEZUELA	6260830	605824	6260830	605824	
400 U STATES	1779973	210577	21693261	2699779	
	13389820	1353582	62957042	7058838	

Articles and Countries from which Imported	MONTH OF OCTOBER 1950		TEN MONTHS ENDED OCTOBER 1950		Class Number
	Quantities	Values (\$)	Quantities	Values (\$)	
LIGHT FUEL OILS NOS 2 AND 3 357 NETH ANT 400 U STATES	GAL 4180958 17972546 22153504	401338 1848399 2249737	29419085 74176129 103595214	2698129 7609446 10307575	7172
HEAVY FUEL OILS NOS 4 5 AND 6 100 U KINGDOM 225 TRINIDAO 306 BELGIUM 314 COLOMBIA 357 NETH ANT 381 ALASKA 387 VENEZUELA 400 U STATES	GAL    5641931 10819587 13784058 30245576	    301285 645169 921235 1867689	743550 3502121 101212 2808401 22796223 8750 49859721 128191828 208011806	58664 182578 7085 194205 1212583 561 2756513 7198539 11610728	7173
DIESEL FUEL 314 COLOMBIA 357 NETH ANT 381 ALASKA 387 VENEZUELA 400 U STATES	GAL   29942 3828505 3858447	   4844 399315 404159	152664 7496721 224267 4059774 46805165 58738591	16869 653604 36279 378960 4825222 5910934	7174
TRACTOR FUEL 400 U STATES	GAL		11180	1713	7175
PETROL GREASE LUBRICATING NOP 100 U KINGDOM 381 ALASKA 400 U STATES	LB 3064 108 1331397 1334569	770 17 118624 119411	11991 78437 10331790 10422218	2292 11214 859776 873282	7181
PETROL JELLIES TOILET MEDICINE 231 HONG KONG 400 U STATES		82747		182 533693	7182
PARAFFINE WAX 354 NETHRLNOS 400 U STATES	LB 3191942 3191942	258952 258952	6000 22806241 22812941	1291 1688838 1690129	7183
CANDLES PARAFFINE WAX 400 U STATES	LB 58080 58080	23338 23338	148865 148865	51138 51138	7184
PRODUCTS OF PETROLEUM N O P 100 U KINGDOM 225 TRINIDAO 381 ALASKA 400 U STATES	GAL   5806 261367 267173	   2518 135663 138181	360 7383 15608 2100348 2123699	329 4584 6400 995913 1007226	7185
LIQUEFIED PETROLEUM GASES 400 U STATES	LB 16805256 16805256	273346 273346	127167001 127167001	1840024 1840024	7186
NAPHTHA INCL SOLVENT NAPHTHA 100 U KINGDOM 400 U STATES	GAL 443038 443038	100649 100649	700 4591573 4592273	435 978408 978843	7187
ARTIFICIAL ABRASIVE GRAINS 400 U STATES		172499		1600666 1600666	7191
DIAMONDS BLACK BORT FOR BORERS 100 U KINGDOM 207 UN 80 AFR 210 G COAST 221 B GUIANA 306 BELGIUM 307 BEL CONGD 309 BRAZIL 354 NETHRLNOS 400 U STATES	CARAT 15675 213   225 673 64167 80953	78179 1599   1401 3793 302526 387498	94326 134067 464 68 232 225 1716 9061 747154 987313	456938 612092 3480 558 3491 1401 13479 52807 3853585 4997831	7192
DIATOMACEOUS EARTH 100 U KINGDOM 400 U STATES	CWT 25385 25385	41539 41539	21 297513 297554	89 490476 490565	7193
EMERY IN BULK 100 U KINGDOM 400 U STATES		15504		168 83235 83403	7194
GRINDING WHEELS BONDED 100 U KINGDOM 344 ITALY 375 SWEDEN 400 U STATES		837 1214 89802 91653		9229 482 2797 725505 738013	7195
GRINDING STONES BLOCKS BONDED 100 U KINGDOM 400 U STATES		31 16232 16263		1136 90992 92128	7196
EMERY ART ABRASIVE MFRS N O P 100 U KINGDOM 306 BELGIUM 344 ITALY 400 U STATES		18276 18276		305 176 239 97262 97982	7197
GRINDSTONES 36 INCHES OR OVER 100 U KINGDOM 400 U STATES	NO 86 86	4338 4338	40 275 315	3401 22916 26317	7198
GRINDSTONES N O P 100 U KINGDOM	NO		333	341	7199

## IMPORTS INTO CANADA FOR CONSUMPTION

Articles and Countries from which Imported	MONTH OF OCTOBER 1950		TEN MONTHS ENDED OCTOBER 1950		Class Number	
	Quantities	Values (\$)	Quantities	Values (\$)		
400 U STATES	57	365	629	4267		
PUMICE PUMICE STONE LAVA TUFFA	57	365	962	4608	7200	
344 ITALY				3635		
400 U STATES		16195		99494		
SANDPAPER EMERY PAPER CLOTH		16195		103129	7201	
100 U KINGDOM		1151		2465		
400 U STATES		6415		32374		
BUILDING STONE N O P		7566		34839		
100 U KINGDOM	CWT		4974	4416	7210	
400 U STATES		33004	143582	103792		
GRANITE ROUGH		33004	148556	108208	7215	
326 FINLAND		1480		14396		
375 SWEDEN		3646		41945		
400 U STATES		5589		55410		
GRANITE SAWN		10715		111751	7216	
326 FINLAND		240		5051		
375 SWEDEN				1301		
400 U STATES		2611		23499		
GRANITE MANUFACTURES		2851		29851	7218	
100 U KINGDOM				867		
326 FINLAND				8602		
375 SWEDEN		166		65203		
400 U STATES		1946		11392		
GYP SUM		2112		86064	7221	
100 U KINGDOM	TON		124	3545		
400 U STATES		20	560	15918		
LIME		2	69	19463	7223	
100 U KINGDOM	CWT		2844	4339		
400 U STATES		23335	14968	131174		
PLASTER OF PARIS WALL PLASTER		23587	15302	135513	7224	
100 U KINGDOM	CWT		123	248		
400 U STATES		92171	82539	325653		
CEMENT PORTLAND WATER LIME		92171	82539	325901	7225	
100 U KINGDOM	CWT		2405441	1510822		
306 BELGIUM		453479	297345	152734	106972	
318 DENMARK		132370	93001	6165	9201	
335 GERMANY		2646	3943	9370	10485	
381 ALASKA		9370	10485	6	17	
400 U STATES		6	17	6	17	
CEMENT MANUFACTURES N O P		312575	325766	1308516	1333992	7226
100 U KINGDOM		910446	730557	3882232	2971489	
335 GERMANY				8321	221	
400 U STATES				9580	71397	
WHITE PORTLAND CEMENT CLINKER				9580	79939	7227
400 U STATES	CWT					
MARBLE ROUGH		15989	16037	127472	125824	7231
306 BELGIUM		15989	16037	127472	125824	
327 FRANCE					2482	
344 ITALY			9297	86638	2850	
363 PERU				1821	771	
366 PORTUGAL				1550	10147	
388 YUGO SLAV			3848	10147	106259	7232
400 U STATES			13145	106259		
MARBLE SAWN				4828	45250	7233
306 BELGIUM				5407	34925	
344 ITALY				9381	85003	
400 U STATES				14788		
MARBLE FOR TOMBSTONES						7233
344 ITALY					3144	
400 U STATES				4428	53019	
MARBLE MANUFACTURES N O P				4428	56163	7234
100 U KINGDOM					809	
306 BELGIUM			50	947	28	
317 CZECHO S					49809	
344 ITALY			7503	5255	22518	
375 SWEDEN					79366	
400 U STATES			1092	22518		
MARBLE ORNAMENTAL FOR CHURCHES			8645	79366	7235	
327 FRANCE					6543	
344 ITALY					45119	
400 U STATES					53	
ROOFING SLATE					51715	7241
400 U STATES	SQ					
SLATE MANUFACTURES N O P		123	2950	964	26379	7243
100 U KINGDOM		123	2950	964	26379	
344 ITALY					1458	
347 JAPAN			451		2655	
					1576	



Articles and Countries from which Imported	MONTH OF OCTOBER 1950		TEN MONTHS ENDED OCTOBER 1950		Class Number
	Quantities	Values (\$)	Quantities	Values (\$)	
366 PORTUGAL		4929		8414	
400 U STATES		1599		37417	
		6979		51520	
BURRSTONES IN BLOCKS	NO				7251
400 U STATES			49	1134	
			49	1134	
CHALK CLIFF STONE MICA SCHIST					7252
100 U KINGDOM				136	
335 GERMANY				1904	
400 U STATES		213		9613	
		213		11653	
CHALK PREPARED					7253
100 U KINGDOM				520	
400 U STATES				5131	
				5651	
CURLING STONES AND HANDLES	PAIR				7254
100 U KINGDOM	234	9265	1607	57299	
400, U STATES	1	25	1	25	
	235	9290	1608	57324	
FELDSPAR CRUDE ONLY	CWT				7255
400 U STATES			10	22	
			10	22	
FELDSPAR GROUND	CWT				7256
400 U STATES	603	572	2699	3417	
	603	572	2699	3417	
FLINT AND GROUND FLINT STONE	CWT				7257
306 BELGIUM	2440	4221	2440	4221	
318 DENMARK	7718	11216	7718	11216	
327 FRANCE	400	555	400	555	
400 U STATES	801	1764	6448	10181	
	11359	17756	17006	26173	
FLUORSPAR	CWT				7258
100 U KINGDOM			1764	15218	
335 GERMANY			1105	2198	
352 MEXICO	5668	5459	11580	10528	
400 U STATES	2950	7231	13592	30756	
	8618	12690	28041	58700	
GANISTER	CWT				7259
400 U STATES	612	445	2555	1517	
	612	445	2555	1517	
MAGNESITE CALCINED DEAD BURNED	CWT				7262
100 U KINGDOM	716	3283	11660	57670	
215 INDIA			695	4732	
400 U STATES	13529	55840	83485	375891	
	14245	59123	95840	438293	
PHOSPHATE ROCK	CWT				7263
328 FR AFRICA	10000	13250	10000	13250	
357 NETH ANT	67200	48068	179200	128181	
400 U STATES	888859	257608	8063494	2677723	
	966069	318926	8252694	2819154	
SILICA SAND	CWT				7264
100 U KINGDOM			2453	3312	
306 BELGIUM			70300	5699	
400 U STATES	1415444	179190	9219129	1274322	
	1415444	179190	9291882	1283333	
SAND AND GRAVEL N O P	TON				7265
400 U STATES	29572	39720	148303	163999	
	29572	39720	148303	163999	
SILEX OR CRYSTALLIZED QUARTZ	CWT				7266
309 BRAZIL	180	23794	180	23794	
400 U STATES	70350	55450	402507	279898	
	70530	79244	402687	303692	
STONE REFUSE	TON				7267
400 U STATES	351	764	1116	3121	
	351	764	1116	3121	
TALC OR SOAPSTONE	CWT				7268
323 EL SALVDO			100	177	
327 FRANCE			268	435	
344 ITALY	2200	4901	10688	23324	
400 U STATES	18848	25228	131570	201336	
	21048	30129	142626	225272	
WHITING GILDERS PARIS WHITE	CWT				7269
100 U KINGDOM	14658	8642	56212	38241	
306 BELGIUM	400	210	7732	4254	
327 FRANCE	1500	576	17115	6029	
400 U STATES	30650	35891	238534	302315	
	47208	45319	319593	350839	
STONE AND MANUFACTURES N O P					7270
100 U KINGDOM				810	
318 DENMARK				505	
344 ITALY		5789		33133	
400 U STATES		85568		349197	
		91357		383645	
ROOFING GRANULES	CWT				7271
400 U STATES	247248	208801	1689330	1413853	
	247248	208801	1689330	1413853	
STONE CRUSHED	TON				7272
400 U STATES	7877	6662	33545	52602	
	7877	6662	33545	52602	
BARYTES	CWT				7281
100 U KINGDOM			975	3077	
335 GERMANY	1000	1248	5327	7458	
344 ITALY			220	230	
400 U STATES	2703	5158	29052	50786	
	3703	6406	35574	61551	

## IMPORTS INTO CANADA FOR CONSUMPTION

Articles and Countries from which Imported	MONTH OF OCTOBER 1950		TEN MONTHS ENDED OCTOBER 1950		Class Number	
	Quantities	Values (\$)	Quantities	Values (\$)		
CARBONS 3 TO 35 INCHES CIRCUM 100 U KINGDOM 400 U STATES		4048 22522 26570		30899 288746 319645	7282	
CARBONS OVER 35 INCHES CIRCUM 400 U STATES		6570 6570		84425 84425	7283	
ELECTRIC LIGHT CARBONS N O P 100 U KINGDOM 335 GERMANY 400 U STATES	LB	147 137	1877 8090	3624 8878	7284	
		16096 16243	9586 9723	86621 99123		
CRAYONS 100 U KINGDOM 327 FRANCE 335 GERMANY 376 SWITZRLND 400 U STATES		46 80 167		8292 473 5816 103	7285	
		27998 28291		241236 255920		
DIAMONDS UNSET 100 U KINGDOM 207 UN SO AFR 306 BELGIUM 327 FRANCE 354 NETHRLNDS 360 ISRAEL 376 SWITZRLND 400 U STATES	CARAT	934 21 1699 20 511 277 79 747	131509 4735 264881 2991 80458 36411 14609 223286	9548 201 16775 20 3027 2369 372 6506	934520 44127 2529491 2991 541558 313275 80056 1511930	7286
EARTHS CRUDE ONLY 400 U STATES		46 46		82 82	7287	
FOUNDRY FACINGS OF ALL KINDS 400 U STATES		7805 7805		48026 48026	7288	
FULLERS EARTH IN BULK ONLY 100 U KINGDOM 400 U STATES		8513 8513		2642 100916 103558	7289	
GAB IMPORTED BY PIPE LINE 400 U STATES	M FT	1068270 1068270	352651 352651	2636928 2636928	952475 952475	7290
INSULATORS ELECTRIC N O P 100 U KINGDOM 376 SWITZRLND 400 U STATES		1363 41341 42704		2125 610 227367 230102	7291	
MAGNESIA PIPE COVERING 100 U KINGDOM 400 U STATES		913 913		6228 12385 18613	7292	
MICA AND MANUFACTURES N O P 100 U KINGDOM 215 INDIA 304 ARGENTINA 309 BRAZIL 400 U STATES		831 3856 44667 49354		33161 175612 3026 3856 373419 589074	7294	
MINERAL WOOL N O P 400 U STATES	LB	42895 42895	8244 8244	184475 184475	56805 56805	7295
SALT TABLE 400 U STATES	CWT	1 1	104 104	1 1	104 104	7296
SALT FOR FISHERIES 224 JAMAICA 227 BAHAMAS 344 ITALY 366 PORTUGAL 372 SPAIN 400 U STATES	CWT	19809 11000 55880 9385 96074	3897 5775 11763 2297 23732	3640 534509 2000 207185 120960 58719 927013	910 172911 900 97971 28033 15738 316463	7297
SALT IN BULK N O P 335 GERMANY 400 U STATES	CWT	463338 463338	148795 148795	71945 2446016 2517961	22363 734968 757331	7298
SALT IN BAGS BARRELS 100 U KINGDOM 400 U STATES	CWT	30349 27437 57786	28059 21811 49870	165830 179522 345352	146020 146285 292305	7299
SULPHUR AND BRIMSTONE 400 U STATES	CWT	1147534 1147534	1154627 1154627	5789421 5789421	5782570 5782570	7300
MINERAL SUBSTANCES N O P 100 U KINGDOM 204 S RHOD 207 UN SO AFR 306 BELGIUM 313 CHINA 317 CZECHO S 327 FRANCE 344 ITALY 354 NETHRLNDS 400 U STATES		5658 2259 92853 144 515 263712 365141		26263 180168 214145 3732 638 76 163 19388 1472 2063186 2509231	7301	
VERMICULITE CRUDE 207 UN SO AFR		10012		47059	7302	

IMPORTS INTO CANADA FOR CONSUMPTION

Articles and Countries from which Imported	MONTH OF OCTOBER 1950		TEN MONTHS ENDED OCTOBER 1950		Class Number
	Quantities	Values (\$)	Quantities	Values (\$)	
400 U STATES		25403		152618	7303
		35415		199677	
ASPHALT TILE FOR FLOORING	80 FT				
400 U STATES		3723	1447605	148480	
		38340	1447605	148480	



IMPORTS INTO CANADA FOR CONSUMPTION

Articles and Countries from which Imported	MONTH OF OCTOBER 1950		TEN MONTHS ENDED OCTOBER 1950		Class Number
	Quantities	Values (\$)	Quantities	Values (\$)	
<b>GROUP B</b>					
<b>CHEMICALS AND ALLIED PRODUCTS</b>					
ACIO BORACIC 25 LBS OR OVER 400 U STATES	LB 417685	21476	3090755	163335	8001
	417685	21476	3090755	163335	
ACIO HYDROFLUOSILICIC 400 U STATES	LB 10080	454	90873	8092	8002
	10080	454	90873	8092	
ACIO MURIATIC 400 U STATES	LB 488840	5195	5056768	59387	8003
	488840	5195	5056768	59387	
ACIO NITRIC 400 U STATES	LB 3356	412	229880	12567	8005
	3356	412	229880	12567	
ACIO PHOSPHORIC 400 U STATES	LB 37917	2414	484454	28696	8006
	37917	2414	484454	28696	
ACIO SALICYLIC ACETYL SALICYLIC 100 U KINGDOM 400 U STATES	LB 4480	2329	146384	76309	8007
	58600	29505	334099	173051	
	63080	31834	480483	249360	
ACIO BULPHURIC 400 U STATES	LB 611	106	660977	8066	8008
	611	106	660977	8066	
ACIO LACTIC 100 U KINGDOM 354 NETHRLNDS 400 U STATES	LB 2754	1069	70036	11487	8009
	9000	3063	16216	4842	
	7586	2251	53668	38894	
	19340	6383	239920	55223	
ACIO NICOTINIC 400 U STATES	LB 1550	8510	8205	29720	8010
	1550	8510	8205	29720	
ACIO ACETIC AND PYROLIGNEOUS 400 U STATES	GAL		4423	4699	8012
			4423	4699	
ACIO CITRIC 100 U KINGDOM 306 BELGIUM 335 GERMANY 354 NETHRLNDS 400 U STATES	LB 148960	38023	1581471	411606	8013
	73354	18279	472077	121651	
			24250	5809	
			2204	489	
	31290	8701	262388	73536	
	253604	65003	2342390	613091	
ACIO CREBYLIC 100 U KINGDOM 400 U STATES	LB 23756	1152	219664	13762	8015
	2168	281	65945	7673	
	25924	1433	285609	21435	
XANTHATES FOR DRES 306 BELGIUM 400 U STATES	LB 600895	147443	4899801	1250044	8016
	600895	147443	4933156	1259420	
ACIO OXALIC 100 U KINGDOM 354 NETHRLNDS 400 U STATES	LB 10640	1898	112000	19132	8017
			11023	1260	
	58452	5636	490394	64134	
	69092	7534	613417	84526	
ACIO TANNIC 100 U KINGDOM 336 GREECE 376 SWITZRLNO 400 U STATES	LB 550	606	19240	11560	8020
	3650	4985	339720	27902	
	4200	5591	3856	3955	
			20260	26488	
			383076	69908	
TARTARIC ACID CRYSTAL OR POWO 100 U KINGDOM 344 ITALY 400 U STATES	LB 47190	11388	402268	100779	8021
			162606	32500	
	1180	423	9269	4463	
	48370	11811	574143	137742	
ACIDS N O P 100 U KINGDOM 363 PERU 400 U STATES	LB 15010	3348	189648	44953	8022
	10695	2007	10695	2007	
	119106	48529	2099692	416569	
	144811	53884	2300035	463529	
ACIO ARSENIC 400 U STATES	LB 305633	14425	1599419	76939	8023
	305633	14425	1599419	76939	
ACIO ASCORBIC 400 U STATES	LB 1183	9340	8741	72650	8024
	1183	9340	8741	72650	
ACIO FORMIC 327 FRANCE 354 NETHRLNDS 400 U STATES	LB 22440	3867	22440	3867	8025
	83599	9101	128413	13889	
	99446	12593	542657	73206	
	205485	25561	693510	90962	
ACIO CHROMIC 100 U KINGDOM 335 GERMANY 400 U STATES	LB 75040	17197	223664	51778	8026
			3969	954	
	112100	30409	466975	126710	
	187140	47606	694608	179442	
ACIO CARBOLIC OR PHENOL 100 U KINGDOM 400 U STATES	LB 486600	73944	112224	15848	8027
	486600	73944	6275530	898258	
			6387754	914106	
AMYL ALCOHOL OR FUSEL OIL 400 U STATES	GAL 13145	21649	60569	83815	8032
	13145	21649	60569	83815	

## IMPORTS INTO CANADA FOR CONSUMPTION

Articles and Countries from which Imported	MONTH OF OCTOBER 1950		TEN MONTHS ENDED OCTOBER 1950		Class Number
	Quantities	Values (\$)	Quantities	Values (\$)	
BUTYL ALCOHOL	LB				8034
400 U STATES	113237	16279	1223264	152294	
	113237	16279	1223264	152294	
METHYL ETHYL KETONE	LB				8035
400 U STATES	227623	25852	1857651	304525	
	227623	25852	1857651	304525	
ETHYL AND METHYL ALCOHOL	P GAL				8036
100 U KINGDOM			3507	971	
400 U STATES	49337	12025	521887	112072	
	49337	12025	525394	113043	
RUM TO BE OENATURED	P GAL				8037
221 B GUIANA			975	1335	
224 JAMAICA	208	201	2737	2802	
400 U STATES			1246	1460	
	208	201	4958	5597	
ISOPROPYL ALCOHOL	GAL				8038
400 U STATES	27723	11929	177943	75135	
	27723	11929	177943	75135	
CELLULOSE NITRATE FOR MFRS					8040
100 U KINGDOM		2325		121500	
344 ITALY		4316		18703	
376 SWITZRLND				1617	
400 U STATES		33958		629605	
		40599		771425	
CELLULOSE MANUFACTURES N O P					8041
100 U KINGDOM		50405		450264	
231 HONG KONG		69		188	
234 AUSTRALIA				33	
327 FRANCE				4319	
344 ITALY				157	
347 JAPAN				2172	
375 SWEDEN				8585	
376 SWITZRLND		140		1013	
400 U STATES		137121		1339373	
		187735		1806104	
PYROXYLIN MANUFACTURES N O P					8043
100 U KINGDOM		2916		18014	
231 HONG KONG				244	
327 FRANCE				91	
335 GERMANY				428	
347 JAPAN		134		1917	
376 SWITZRLND				87	
400 U STATES		90639		644047	
		93689		664828	
CELLULOSE REGENERATED SHEETS					8044
100 U KINGDOM		13615		107306	
400 U STATES		4596		82247	
		18211		189553	
CELLULOSE ACETATE FOR MFRS					8045
100 U KINGDOM				3867	
400 U STATES		31119		326403	
		31119		330270	
CELLULOSE ACETATE PHOTO FILM					8046
400 U STATES		129890		690030	
		129890		690030	
COLLODION FOR FILM ENGRAVERS	GAL				8047
400 U STATES	25	178	188	1496	
	25	178	188	1496	
PYROXYLIN FOR IM LEATHER					8048
MOULDING COMPOSITION CELLULOSE					8049
100 U KINGDOM				301	
400 U STATES		57972		595735	
		57972		596036	
INTERLINED SHEET STOCK					8050
400 U STATES		4631		36399	
		4631		36399	
CAFFEINE AND SALTS	LB				8052
100 U KINGDOM			2800	15554	
335 GERMANY			1212	4006	
400 U STATES			4006	14688	
			8018	34248	
COCAINE	OZ				8053
100 U KINGDOM			52	353	
327 FRANCE			704	5433	
400 U STATES	352	2890	552	5266	
	352	2890	1308	11052	
CODEINE AND SALTS	OZ				8054
100 U KINGDOM	13170	66440	83650	440912	
335 GERMANY	500	2412	500	2412	
	13670	68852	84150	443324	
MORPHINE	OZ				8055
100 U KINGDOM	870	5732	5576	36104	
	870	5732	5576	36104	
OPIUM	LB				8057
100 U KINGDOM	20	472	220	3229	
	20	472	220	3229	
QUININE SALTS	OZ				8059
308 BOLIVIA			6877	3648	
354 NETHRLNOS			5600	3558	
400 U STATES	1900	1095	42269	26601	
	1900	1095	54746	33807	
STRYCHNINE AND SALTS	OZ				8060
100 U KINGDOM	890	893	9640	8665	
	890	893	9640	8665	
PREPARATIONS WEED KILLING					8069
400 U STATES		51030		2797431	
		51030		2797431	

IMPORTS INTO CANADA FOR CONSUMPTION

Articles and Countries from which Imported	MONTH OF OCTOBER 1950		TEN MONTHS ENDED OCTOBER 1950		Class Number
	Quantities	Values (\$)	Quantities	Values (\$)	
NICOTINE AND SALT FOR SPRAYING 400 U STATES	LB 3252	3571	65945	68020	8070
CHLOROPICRIN INSECTICIDES 400 U STATES	3252	3571	65945	68020	8071
SPRAYS IN PKGS NOT OVER 3 LBS 100 U KINGDOM 400 U STATES		37283		203310	8072
DIBINFECTANTS DIPS SPRAYS NOP 100 U KINGDOM 327 FRANCE 335 GERMANY 354 NETHRLNDS 363 PERU 376 SWITZRLND 400 U STATES		13097 7886 5379 19 8387 145339 180107		216112 20104 20266 1027 11850 37919 3245125 3552403	8073
MEDICINAL PREPARATIONS DRY 100 U KINGDOM 231 HONG KONG 234 AUSTRALIA 236 NEW ZEAL 304 ARGENTINA 306 BELGIUM 313 CHINA 327 FRANCE 335 GERMANY 347 JAPAN 354 NETHRLNDS 376 SWITZRLND 400 U STATES		35882 6507  193  4561 138 37  20500 465979 533797		452093 69389 1900 1280 784 94 29 54650 297 178 8668 123052 4040565 4752979	8074
MEDICINAL PREPARATIONS LIQUID 100 U KINGDOM 231 HONG KONG 234 AUSTRALIA 327 FRANCE 352 MEXICO 354 NETHRLNDS 376 SWITZRLND 400 U STATES		2974 381  5041  747 10338 210974 230455		41983 4438 2637 36425 111 1675 32585 1325170 1445024	8075
MEDICINAL PREPARATIONS OTHER 100 U KINGDOM 231 HONG KONG 327 FRANCE 400 U STATES		63 36 1762 1861		516 603 1630 34195 36944	8076
MEDICATED WINES UNDER 40 PROOF 100 U KINGDOM 231 HONG KONG 366 PORTUGAL	GAL 600	3150	20 700 1200	111 4757 6229	8077
MENTHOL NATURAL OR SYNTHETIC 231 HONG KONG 234 AUSTRALIA 309 BRAZIL 313 CHINA 400 U STATES	600	3150	1920	11167	8078
PAPAIN 203 S E AFR 400 U STATES		128		4009 7362 11371	8079
SPIRITS AND STRONG WATERS 100 U KINGDOM 231 HONG KONG 327 FRANCE 400 U STATES	GAL 113	808	332 6248 595	3507 38480 6114 34330	8081
EXTRACT OF CASCARA BAGRADA 400 U STATES	254	1542	2296 9471	82431	8082
PENICILLIN AND PRODUCTS 100 U KINGDOM 318 DENMARK 400 U STATES	206	3039		6959 6959	8083
STREPTOMYCIN AND PRODUCTS 100 U KINGDOM 400 U STATES	573	5389		7358 63793 71151	8084
ANILINE DYES 1 LB OR OVER 100 U KINGDOM 327 FRANCE 335 GERMANY 376 SWITZRLND 400 U STATES	LB 84550	109203	792073	881600	8091
ANILINE AND COAL TAR DYES NOP 100 U KINGDOM 400 U STATES	6901 12113 64334 512881 680779	6180 12024 150524 642046 919977	18058 23598 342933 3693869 4870531	20754 30665 869594 4674927 6477540	8092
	10120	4501	25297	18120	
	19807	31286	121012	211292	
	29927	35787	146309	229412	

## IMPORTS INTO CANADA FOR CONSUMPTION

Articles and Countries from which Imported	MONTH OF OCTOBER 1950		TEN MONTHS ENDED OCTOBER 1950		Class Number
	Quantities	Values (\$)	Quantities	Values (\$)	
ANILINE OIL CRUDE 400 U STATES	LB 335	65	2029	365	8093
ANILINE SALTS AND ALIZARIN 100 U KINGDOM 335 GERMANY 400 U STATES	LB 1000 500	264 635	41672 1800 13304	23021 3657 5706	8094
COAL TAR BASE OR SALT FOR DYES 100 U KINGDOM 327 FRANCE 335 GERMANY 354 NETHRLNDS 376 SWITZRLND 400 U STATES	LB 2611 1000 80672 600 68664	2773 850 22772 4390 109290	38169 1000 124623 5367 904908	26317 850 53161 3365 141349 889363	8095
CAMWOOD AND SUMAC AND EXTRACT 400 U STATES	CWT 457	4674	1462	11181	8103
CHEM COMP FOR DYEING TANNING 100 U KINGDOM 234 AUSTRALIA 306 BELGIUM 335 GERMANY 354 NETHRLNDS 376 SWITZRLND 400 U STATES	CWT 2011	37874	16765 521 1 1397 331 495	269557 3233 221 14251 2319 62839 623950	8104
INDIGO INDIGO PASTE OR EXTRACT 100 U KINGDOM 400 U STATES	CWT 598 1	38230 156	1901 159	114148 6130	8106
IRON AND RED LIQUOR FOR DYEING 400 U STATES	CWT 60	545	500	5451	8107
LOGWOOD AND FUSTIC EXTRACT 100 U KINGDOM 224 JAMAICA 400 U STATES	CWT 69	2261	635	21723	8109
QUEBRACHO EXTRACT 100 U KINGDOM 304 ARGENTINA 362 PARAGUAY 400 U STATES	CWT 200	2327	2546	28633	8111
TERRA JAPONICA GAMBIE CUTCH 100 U KINGDOM 215 INDIA 400 U STATES	CWT 12569	111363	103569	923537	8113
TURMERIC 215 INDIA 224 JAMAICA 400 U STATES	CWT 6	164	842	15268	8114
NON EDIBLE BEEDS BEANS NUTS 100 U KINGDOM 224 JAMAICA 379 TURKEY 400 U STATES	CWT 2205 91	5858 1335	2205 1921	1564 5858 16331	8115
CHESTNUT EXTRACT 327 FRANCE 344 ITALY 400 U STATES	CWT 1657 3170	15048 22792	1343 5514 22680	12270 50086 180107	8116
SPRUCE EXTRACT 400 U STATES	CWT 4827	37840	29537	242463	8117
MYROBALAN EXTRACT 215 INDIA 400 U STATES	CWT 560	2077	682	1789	8118
WATTLE EXTRACT 207 UN SO AFR	CWT 560	2077	1801	4310 6099	8119
HEMLOCK EXTRACT 400 U STATES	CWT 336	2355	1507	96819	8120
EXTRACTS N O P DYEING TANNING 100 U KINGDOM 234 AUSTRALIA 363 PERU 400 U STATES	CWT 857	6700	29 546 472	320 3925 1954	8121
BINITROTOLUOL FOR EXPLOSIVES 400 U STATES	LB 30000	3331	96424	9932	8131
NITRATE COMPOUNDS NOP FOR EXPL 100 U KINGDOM 400 U STATES	LB 61404	6670	4750	635	8132
BLASTING AND MINING POWDER 400 U STATES	LB 2000	354	27000	4055	8133



IMPORTS INTO CANADA FOR CONSUMPTION

Articles and Countries from which Imported	MONTH OF OCTOBER 1950		TEN MONTHS ENDED OCTOBER 1950		Class Number
	Quantities	Values (\$)	Quantities	Values (\$)	
DYNAMITE AND NITRO GLYCERINE 400 U STATES	LB 33075	8084	42691	15659	8134
FIREWORKS FIRECRACKERS	33075	8084	42691	15659	
100 U KINGDOM		578		39061	8135
231 HONG KONG		960		37770	
313 CHINA				45541	
335 GERMANY				283	
347 JAPAN		187		1460	
400 U STATES		2911		16951	
FUSE NON METALLIC 400 U STATES		4636		141066	8136
GUN RIFLE SPORTING POWDER				1669	
100 U KINGDOM	LB 34025	9022	92035	24814	8137
359 NORWAY			1322	1114	
400 U STATES	27016	19690	142091	106480	
EXPLOSIVES N O P	61041	28712	235448	132408	
100 U KINGDOM	LB 233301		192454	311110	8138
400 U STATES	233301	61205	2159665	537005	
AMMONIA SULPHATE 400 U STATES	CWT 66	637	1892	6107	8151
BLAST FURNACE SLAG BASIC SLAG 400 U STATES	CWT 54607	7898	595299	64286	8152
POTASH MANURE SALTS 400 U STATES	CWT 2198	1545	41260	29693	8154
POTASH MURIATE OF CRUDE 306 BELGIUM	CWT 163981	267109	29982	61344	8155
327 FRANCE			388522	675112	
335 GERMANY	83790	122956	376129	699555	
400 U STATES	125564	147548	931017	1131251	
POTASH SULPHATE OF CRUDE 327 FRANCE	CWT 12917	24569	12917	24569	8156
400 U STATES	12744	22694	120965	245352	
SODA NITRATE OR CUBIC NITRE 100 U KINGDOM	CWT 25661	47263	133882	269921	8157
312 CHILE			112	550	
400 U STATES	16310	40343	287586	15746	
SUPERPHOSPHATE ACID PHOSPHATE 328 FR AFRICA	CWT 2000	2650	2000	2650	8158
354 NETHRLNDS	86740	74957	196280	160454	
400 U STATES	282354	222965	2511129	2093753	
FERTILIZERS COMPOUNDED N O P 100 U KINGDOM	CWT 8328	14047	76201	151309	8159
327 FRANCE	8328	14047	78113	154834	
400 U STATES					
FERTILIZERS UNMANUFACTURED N O P 100 U KINGDOM	CWT 43033	120146	2045	2045	8160
400 U STATES	43033	120146	349080	979360	
LITHARGE 100 U KINGDOM	CWT 1407	32070	1367	21993	8171
400 U STATES	1407	32070	7691	139526	
LEAD RED DRY ORANGE MINERAL 100 U KINGDOM	LB 14000	2357	95002	15233	8172
400 U STATES	8500	1946	45795	8627	
LEAD WHITE DRY 400 U STATES	LB 22500	4303	140797	23860	8173
LEAD WHITE GROUND IN OIL 100 U KINGDOM	LB 1407	32070	46309	6755	8174
400 U STATES	1407	32070	46309	6755	
LAMP BLACK 400 U STATES	LB 166790	18375	492333	58682	8180
ANTIMONY OXIDE TITANIUM OXIDE 100 U KINGDOM	LB 871080	126615	4655656	697005	8181
400 U STATES	3885408	498293	4034484	5171377	
CARBON BLACK 400 U STATES	LB 4756488	624908	45000640	5868382	8182
BONE BLACK AND IVORY BLACK 100 U KINGDOM	LB 6250860	417457	47044905	3090645	8183
400 U STATES	6250860	417457	47044905	3090645	
BLANC FIXE 100 U KINGDOM	LB 30602	5585	11060	661	8184
306 BELGIUM	30602	5585	201214	34834	
335 GERMANY			212274	35495	
400 U STATES					
	LB 56000	2316	82880	3801	
	44800	1653	56000	2057	
			88183	3332	
	95900	1433	906600	28210	
	196700	5402	1133663	37400	

## IMPORTS INTO CANADA FOR CONSUMPTION

Articles and Countries from which Imported		MONTH OF OCTOBER 1950		TEN MONTHS ENDED OCTOBER 1950		Class Number	
		Quantities	Values (\$)	Quantities	Values (\$)		
BRONZE POWDER	335 GERMANY	LB		202	150	8185	
	400 U STATES		2362	2685	14092		13626
			2362	2685	14294	13776	
LITHOPONE	100 U KINGDOM	LB	2071400	123275	5698800	334502	8186
	335 GERMANY		37920	2976	134103	8176	
	400 U STATES		737000	54244	7880697	544674	
			2846320	180495	13713600	887352	
OXIDE OF COBALT	100 U KINGDOM	LB			3200	4249	8187
	234 AUSTRALIA				22400	18212	
	400 U STATES				270	567	
					25870	23028	
OXIDE OF TIN OR COPPER	100 U KINGDOM	LB	34944	17605	187483	91921	8188
	400 U STATES		1584	1312	10454	6431	
			36528	18917	197937	98352	
OXIDES FILLERS COLOURS DRY NOP	100 U KINGDOM	LB	143257	40253	993358	368260	8189
	354 NETHRLNDS		2815	776	4857	1482	
	372 SPAIN				75087	1989	
	376 SWITZRLND				1124	358	
	400 U STATES		853783	279509	5474517	2008423	
			999855	320538	6548943	2380562	
PARIS GREEN DRY	400 U STATES	LB		125312	23975	8190	
				125312	23975		
SATIN WHITE	400 U STATES	LB	39500	655	434305	5994	8191
			39500	655	434305	5994	
ULTRAMARINE BLUE	DRY OR PULP	LB					8192
	100 U KINGDOM		49280	9265	345103	64291	
	306 BELGIUM		44853	9252	89707	18503	
	400 U STATES		17540	4276	155727	37583	
			111673	22793	590537	120377	
ZINC WHITE OXIDE	100 U KINGDOM	LB	126880	18385	699762	91824	8193
	236 NEW ZEAL				8960	898	
	335 GERMANY		33600	2156	33600	2156	
	400 U STATES		194750	31533	1025205	152335	
			355230	52074	1837527	247213	
OCHRES SIENNAS AND UMBERS	100 U KINGDOM	LB	27630	1052	262448	8161	8201
	400 U STATES		473702	12608	1991599	60829	
			501332	13660	2254047	68990	
PUTTY	100 U KINGDOM	LB	11875	528	100013	4498	8202
	400 U STATES		30964	3004	123896	22422	
			42839	3532	223909	26920	
ARTISTS AND CHILDRENS COLOURS	100 U KINGDOM			14477		156000	8211
	327 FRANCE					420	
	335 GERMANY			306		1099	
	347 JAPAN					23	
	354 NETHRLNDS			823		2938	
	400 U STATES		9183		65736		
			24789		226216		
GOLD LIQUID PAINT	100 U KINGDOM					24	8212
	400 U STATES			491		3575	
				491	3599		
LIQUID FILLERS AND PAINTS NOP	100 U KINGDOM	GAL	1574	4094	22267	65474	8213
	359 NORWAY		2	652	18	6160	
	400 U STATES		16136	55658	200065	812784	
			17712	60404	222350	884418	
SPIRIT VARNISHES AND LACQUERS	100 U KINGDOM	GAL	292	1137	1547	8819	8214
	376 SWITZRLND		42	184	106	1140	
	400 U STATES		6912	33566	45962	197646	
			7246	34887	47615	207605	
STAINS AND OXIDES	100 U KINGDOM	LB	1069	1529	4023	6016	8215
	400 U STATES		3750	7563	42421	95867	
			4819	9092	46444	101883	
VARNISHES LACQUERS JAPANS NOP	100 U KINGDOM	GAL	983	2615	3813	11705	8216
	327 FRANCE				6	98	
	354 NETHRLNDS				1165	3926	
	400 U STATES		18077	52318	110660	307855	
			19060	54933	115644	323584	
ALCOHOLIC PERFUMES UNDER 4 OZ	100 U KINGDOM			7493		32495	8221
	224 JAMAICA					35	
	231 HONG KONG			61		163	
	327 FRANCE			8102		78141	
	334 ST PIERRE					1893	
	335 GERMANY					1505	
	400 U STATES			1462		26197	
			17118		140429		
ALCOHOLIC PERFUMES DVER 4 OZ	100 U KINGDOM	GAL			263	19482	8222
	231 HONG KONG				6	54	
	327 FRANCE		12	860	361	13465	
	334 ST PIERRE				16	338	

IMPORTS INTO CANADA FOR CONSUMPTION

Articles and Countries from which Imported	MONTH OF OCTOBER 1950		TEN MONTHS ENDED OCTOBER 1950		Class Number
	Quantities	Values (\$)	Quantities	Values (\$)	
335 GERMANY 400 U STATES			5	163	
	1	60	238	7961	
POMADES FRENCH	13	920	889	41463	8223
PERFUMERY TOILET PREPARATIONS					8224
100 U KINGDOM		3108		36087	
327 FRANCE		3802		22973	
335 GERMANY				1263	
400 U STATES		7077		33686	
CABTILE SOAP		13987		94009	8231
327 FRANCE	4409	638	22833	3833	
400 U STATES	918	467	48243	15935	
COMMON OR LAUNORY SOAP	5327	1105	71076	19768	8232
100 U KINGDOM			86362	14334	
327 FRANCE	33069	5582	69306	11152	
400 U STATES	329075	39683	1887781	221214	
LIQUID SOAP	362144	45265	2043449	246700	8234
100 U KINGDOM			5345	315	
400 U STATES	37679	4382	131403	15391	
SOAP POWDERS AND FLAKES	37679	4382	136748	15706	8238
100 U KINGDOM	20160	7425	122078	18242	
376 SWITZRLND			331	191	
400 U STATES	241226	38512	2473495	266989	
TOILET SOAP N O P	261386	45937	2595904	285422	8236
100 U KINGDOM		12902		68255	
234 AUSTRALIA				68	
306 BELGIUM		565		1671	
327 FRANCE		100		3997	
335 GERMANY				221	
354 NETHRLNDS		125		857	
376 SWITZRLND		90		360	
400 U STATES		4233		19670	
WHALE OIL SOAP		18715		95099	8237
400 U STATES	4162	561	31174	3850	
SOAP N O P	4162	561	31174	3850	8238
100 U KINGDOM		899		3456	
236 NEW ZEAL				172	
400 U STATES		1989		29020	
ALUM IN BULK NOT CALCINED		2888		32648	8251
100 U KINGDOM	224	716	5851	18983	
335 GERMANY			222	639	
400 U STATES	412	1787	3383	16059	
CHLORALUM CHLORIDE OF ALUMINUM	636	2503	9456	35681	8252
400 U STATES	1374	11531	7754	76388	
BULPHATE DF IRON COPPERAS	1374	11531	7754	76388	8253
100 U KINGDOM			267	790	
400 U STATES	1017	2157	14766	22054	
SULPHATE OF ALUMINA ALUM CAKE	1017	2157	15033	22844	8254
100 U KINGDOM	400	566	43781	58003	
400 U STATES	1715	4459	12763	29654	
AMMONIA NITRATE	2115	5025	56544	87637	8261
100 U KINGDOM			80000	3427	
400 U STATES	181750	9522	974807	53681	
SAL AMMONIAC	181750	9522	1054807	57108	8262
100 U KINGDOM	12188	558	615996	34675	
400 U STATES	851	336	14170	2929	
SAL AMMONIAC SKIMMINGS	13039	894	630166	37604	8263
400 U STATES			143655	15527	
AMMONIA COMPOUNDS N O P			143655	15527	8264
100 U KINGDOM	24447	2620	168228	15731	
335 GERMANY			16676	2718	
400 U STATES	505002	8467	4854427	137531	
AMMONIA ANHYDROUS	529449	11087	5039331	155980	8265
400 U STATES	1659122	66299	12316727	492418	
ANTIMONY SALTS TARTAR EMETIC	1659122	66299	12316727	492418	8271
335 GERMANY			12855	3395	
400 U STATES	1575	867	16787	8662	
ARBENOUS OXIDE ARSEN SULPHIOE	1575	867	29642	12057	8273
100 U KINGDOM			15680	3177	
400 U STATES			610	52	
COPPER SUBACETATE OR VERDIGRIS			16290	3229	8274
400 U STATES			100	36	
COPPER SULPHATE			100	36	8275
100 U KINGDOM	11300	778	1222024	80021	
400 U STATES	50	26	170130	33599	
	11350	804	1392154	113620	

## IMPORTS INTO CANADA FOR CONSUMPTION

Articles and Countries from which Imported	MONTH OF OCTOBER 1950		TEN MONTHS ENDED OCTOBER 1950		Class Number
	Quantities	Values (\$)	Quantities	Values (\$)	
TIN BICHLORIDE TIN CRYSTALS	LB				8277
100 U KINGDOM			1779	1156	
400 U STATES	313	295	15490	10522	
	313	295	17269	11678	
ZINC CHLORIDE	LB				8278
100 U KINGDOM			73056	6851	
335 GERMANY	11220	862	24820	1918	
400 U STATES	60767	5468	324603	28862	
	71987	6330	422479	37631	
ZINC SULPHATE	LB				8279
100 U KINGDOM	112272	4747	893728	31946	
306 BELGIUM	74970	4873	299880	19492	
400 U STATES	96000	7232	265565	19133	
	283242	16852	1459173	70571	
BISMUTH BALTS					8291
100 U KINGDOM				18298	
400 U STATES				2200	
				20498	
LEAD ACETATE NOT GROUND	LB				8292
100 U KINGDOM	12240	1901	163352	25231	
400 U STATES			1400	304	
	12240	1901	164752	25535	
LEAD ARSENATE	LB				8293
LEAD NITRATE NOT GROUND	LB				8294
100 U KINGDOM	20160	3076	85576	12184	
400 U STATES	10100	1992	45985	8942	
	30260	5068	131561	21126	
COMPOUNDS OF TETRAETHYL LEAD	LB				8295
400 U STATES	2552322	953829	19383769	7415154	
	2552322	953829	19383769	7415154	
BROMINE	LB				8301
400 U STATES	322	319	17293	6434	
	322	319	17293	6434	
CHLORINE LIQUID CHLORINE GAS	LB				8303
400 U STATES	861397	24018	8912667	254396	
	861397	24018	8912667	254396	
IODINE CRUDE	LB				8304
312 CHILE	14080	22672	18092	29411	
400 U STATES	20200	32182	102608	172235	
	34280	54854	120700	201646	
IODIZED SALTS FOR ANIMALS					8305
100 U KINGDOM		9139		24313	
400 U STATES		544		4607	
		9683		28920	
CALCIUM ARSENATE	LB				8311
CALCIUM CHLORIDE	CWT				8315
400 U STATES	1704	2346	236937	266630	
	1704	2346	236937	266630	
CHLORIDE OF LIME	CWT				8316
100 U KINGDOM	2097	6334	10501	32524	
335 GERMANY			1102	2873	
354 NETHRLNDS			331	1160	
400 U STATES	75	1503	2626	45970	
	2172	7837	14560	82527	
CALCIUM MOLYBDATE	LB				8318
400 U STATES	1088	1138	134479	62527	
	1088	1138	134479	62527	
CALCIUM COMPOUNDS N O P	LB				8319
100 U KINGDOM	17360	3446	185544	16865	
327 FRANCE			78792	10088	
354 NETHRLNDS			3320	1107	
400 U STATES	255775	17405	2781342	278895	
	273135	20851	3048998	306955	
ARGOLS	LB				8321
400 U STATES			600	131	
			600	131	
CREAM OF TARTAR IN CRYSTALS	LB				8322
100 U KINGDOM	58240	11611	290652	64111	
344 ITALY			44127	7157	
400 U STATES			5050	1087	
	58240	11611	339829	72355	
POTASH AND PEARL ABH	LB				8323
327 FRANCE	21907	2173	21907	2173	
335 GERMANY	10874	821	10874	821	
400 U STATES	4300	439	94950	8314	
	37081	3433	127731	11308	
POTASH BICARBONATE	LB				8325
100 U KINGDOM			15200	1946	
400 U STATES	2320	708	5920	1532	
	2320	708	21120	3478	
POTASH BICHRIMATE CRUDE	LB				8326
100 U KINGDOM	40982	4896	74402	8828	
327 FRANCE	11200	822	11200	822	
335 GERMANY			33597	3658	
400 U STATES	7296	1185	173606	23779	
	59478	6903	292805	37087	
POTASH CAUSTIC	LB				8327
327 FRANCE	2240	585	94376	9095	
335 GERMANY	43062	3343	297563	22810	
375 SWEDEN			8000	2068	
400 U STATES	360090	18846	3275132	167730	
	405392	22774	3675071	201703	
POTASH CHLORATE GROUND	LB				8329
312 CHILE			17196	1929	
400 U STATES	9859	1122	28112	3531	
	9859	1122	45308	5460	

Articles and Countries from which Imported	MONTH OF OCTOBER 1950		TEN MONTHS ENDED OCTOBER 1950		Class Number
	Quantities	Values (\$)	Quantities	Values (\$)	
POTASH RED OR YELLOW PRUSSIAN 335 GERMANY 400 U STATES	LB 1065	447	11000 15406	1922 6534	8330
	1065	447	26406	8456	
POTASH NITRATE OR SALTPETRE 100 U KINGDOM 306 BELGIUM 327 FRANCE 335 GERMANY 400 U STATES	LB 95648 11200 22000	7250 858 1532	320448 17814 22000 6635	24062 1391 1532 492	8331
	128848	9640	730624	57408	
POTASH COMPOUNDS N O P 100 U KINGDOM 327 FRANCE 335 GERMANY 354 NETHRLNOS 376 SWITZRLND 400 U STATES	LB 7824 6000	1420 1640	116179 6000 62172 153560 15400	26789 1640 8493 21319 2500	8332
	72622	19390	873839	190358	
	86446	22450	1227150	251099	
CLEANING COMPOUNDS SODIUM BASE 100 U KINGDOM 400 U STATES	LB 28700	1454	14326879	1431500	8337
	773502	64227	14355579	1432954	
SODA BENZOATE 100 U KINGDOM 400 U STATES	LB 44800 3000	11094 1095	50400 18850	13054 7674	8338
	47800	12189	69250	20728	
SODA BROMIDE 100 U KINGDOM 327 FRANCE 335 GERMANY 400 U STATES	LB 8960 5500	2770 1351	36187 5500 2204 4035	11741 1351 332 1175	8339
	14460	4121	47926	14599	
SODA CITRATE 400 U STATES	LB 275	84	91335	19578	8340
	275	84	91335	19578	
BAKING POWDER 400 U STATES	LB 150	17	300	34	8341
	150	17	300	34	
BORAX 100 U KINGDOM 400 U STATES	LB 1178928	36338	1250 14487450	197 467226	8342
	1178928	36338	14488700	467423	
GLAUBER SALTS 100 U KINGDOM 335 GERMANY 400 U STATES	LB 418239 83050	5246 1584	6720 924709 2105150	440 10232 34690	8343
	501289	6830	3036579	45362	
SODA ARSENIATE BINARSENATE 100 U KINGDOM 400 U STATES	LB 4850	2885	32340 37530	2319 17763	8344
	4850	2885	69870	20082	
SODA ASH OR BARILLA 100 U KINGDOM 400 U STATES	LB 39960 107633	647 3161	34021160 4372297	403485 107740	8345
	147593	3808	38393457	511830	
SODA BICARBONATE 100 U KINGDOM 400 U STATES	LB 1348900 51800	21790 1315	5365032 5873132	91152 110771	8346
	1400700	23105	11238164	201923	
SODA BICHROMATE 100 U KINGDOM 207 UN SO AFR 335 GERMANY 354 NETHRLNOS 400 U STATES	LB 290500 39683	27796 3745	1704896 105000 192586 61729	163769 8459 18873 5724	8347
	200200	21430	1302720	134211	
	530383	52971	3366931	331036	
SODA BIBULPHATE OR NITRE CAKE 400 U STATES	LB 224860	5782	1333663	33953	8348
	224860	5782	1333663	33953	
SODA BISULPHITE 100 U KINGDOM 400 U STATES	LB 9982 4800	397 289	105686 39641	4296 2363	8349
	14782	686	145327	6659	
SODA CAUSTIC IN PACKAGES 100 U KINGDOM 375 SWEDEN 400 U STATES	LB 286200 134932	7770 5342	3058902 47040 1681629	90080 4597 77450	8350
	421132	13112	4787571	172127	
SODA CAUSTIC IN SOLUTION 400 U STATES	LB 1818790	24466	37592394	502680	8352
	1818790	24466	37592394	502680	
SODA CHLORATE 400 U STATES	LB		200230	17973	8353
			200230	17973	
SODIUM CYANIDE 100 U KINGDOM 335 GERMANY 354 NETHRLNOS 400 U STATES	LB 566048	66278	5465701 33068 66000	642886 5116 9259	8354
	2400	403	112567	19157	
	568448	66681	5677336	676418	
SODIUM GLUTAMATE 347 JAPAN 400 U STATES	LB 30050 44486	34667 76165	222357 358250	262486 607683	8355
	74536	110832	580607	870169	

## IMPORTS INTO CANADA FOR CONSUMPTION

Articles and Countries from which Imported	MONTH OF OCTOBER 1950		TEN MONTHS ENDED OCTOBER 1950		Class Number	
	Quantities	Values (\$)	Quantities	Values (\$)		
SODA HYPOSULPHITE	100 U KINGDOM	22400	718	155168	6433	8356
	400 U STATES	240	95	176640	10677	
		22640	813	331808	17110	
SODA NITRITE	100 U KINGDOM	60604	2467	603091	24221	8357
	335 GERMANY			149756	6395	
	400 U STATES	56	31	9406	710	
		60660	2498	762253	31326	
SODA PEROXIDE	100 U KINGDOM			2224	393	8358
	400 U STATES	125431	24266	417228	82014	
		125431	24266	419452	82407	
SODA PHOSPHATE N O P	100 U KINGDOM			18654	5334	8359
	327 FRANCE			776	743	
	335 GERMANY			3900	915	
	400 U STATES	201268	19967	2879431	266218	
		201268	19967	2902761	273210	
SODA PRUSSATE	100 U KINGDOM	22750	2195	191067	20555	8360
	306 BELGIUM	61085	6059	101085	9996	
	335 GERMANY	22000	2095	55014	5164	
	354 NETHRLNDS	33000	3557	275069	30630	
	400 U STATES			3000	409	
			138835	13906	625235	
SODA SAL	100 U KINGDOM	5600	61	102400	1757	8361
	400 U STATES			96777	2083	
		5600	61	199177	3840	
SODA SILICATE	100 U KINGDOM			78524	2097	8362
	400 U STATES	605808	17448	4022615	107670	
		605808	17448	4101139	109767	
SODA SULPHATE CRUDE SALT CAKE	100 U KINGDOM	4099200	30929	8607060	62589	8363
	400 U STATES	3589260	20318	19223853	117043	
		7688460	51247	27830913	179632	
SODA SULPHIDE	100 U KINGDOM	97916	3750	1197084	46416	8364
	335 GERMANY			62050	1948	
	354 NETHRLNDS	87228	3260	87228	3260	
	400 U STATES	2908	1262	863267	27448	
		188052	8272	2209629	79072	
SODA SULPHITE	100 U KINGDOM	3920	217	63964	3050	8365
	335 GERMANY			2204	94	
	400 U STATES	51975	1301	697076	26988	
		55895	1518	763244	30132	
SODIUM COMPOUNDS N O P	100 U KINGDOM	474096	20144	1864131	88850	8366
	327 FRANCE			2494	14539	
	335 GERMANY			26409	4505	
	354 NETHRLNDS	99952	2168	563380	17040	
	376 SWITZRLND			70	316	
	400 U STATES	408700	78726	6872863	887478	
		982748	101038	9329347	1012728	
SODA PHOSPHATE DISODIUM	400 U STATES			7700	559	8367
				7700	559	
SODA PHOSPHATE TRISODIUM	400 U STATES			129818	10662	8368
				129818	10662	
SODA FLUORIOE	100 U KINGDOM	6720	1173	31872	3456	8369
	354 NETHRLNDS			11000	862	
	400 U STATES	6125	664	137401	16967	
		12845	1837	180273	21285	
SODA ANTIMONATE	100 U KINGDOM			11200	3552	8370
	400 U STATES			238580	62991	
				249780	66543	
ACID PHOSPHATE NOT MEDICINAL	400 U STATES	263940	22587	1662059	148452	8371
		263940	22587	1662059	148452	
BARIUM PEROXIDE						8372
HYDROGEN PEROXIDES IN SOLUTION	400 U STATES	98926	16285	470975	91183	8373
		98926	16285	470975	91183	
MAGNESIUM CARBONATE	100 U KINGDOM	301300	13674	2437348	134373	8374
	400 U STATES	20075	1817	372787	22179	
		321375	15491	2810135	156552	
MAGNESIUM SALTS COMPOUNDS NOP	100 U KINGDOM	11200	1818	116336	21886	8375
	400 U STATES	116470	4285	883640	115924	
		127670	6103	999976	137810	
MAGNESIUM SULPHATE EPSOM SALTS	100 U KINGDOM	18508	616	770510	17626	8376
	335 GERMANY	368800	3425	1718328	18939	
	354 NETHRLNDS			269700	4333	
	400 U STATES	280000	6642	1932371	47255	
		667308	10683	4690909	88153	
MERCURY SALTS	100 U KINGDOM		877		1346	8377

IMPORTS INTO CANADA FOR CONSUMPTION

Articles and Countries from which Imported	MONTH OF OCTOBER 1950		TEN MONTHS ENDED OCTOBER 1950		Class Number
	Quantities	Values (\$)	Quantities	Values (\$)	
400 U STATES		209		760	
PHOSPHORUS AND COMPOUNDS N O P		1086		2106	
400 U STATES	LB				8378
		125	19511	31517	
RADIUM		125	19511	31517	
306 BELGIUM				90022	8379
400 U STATES		33		164907	
MOLYBDENUM OXIDE		33		254929	
400 U STATES	LB				8380
		26000	352307	223959	
ACETONE		26000	352307	223959	
400 U STATES				108777	8389
ETHYLENE DICHLORIDE		15402		108777	
400 U STATES	LB				8390
			558	67	
AMYL ACETATE			558	67	
100 U KINGDOM				643	8391
400 U STATES		1057		3322	
BLACKING SHOE LEATHER DRESSING		1057		3965	
100 U KINGDOM				5287	8392
400 U STATES		33435		60510	
		38722		151638	
BLUEING LAUNDRY				212148	
100 U KINGDOM				437	8393
400 U STATES		10850		42798	
CAMPHOR NATURAL OR SYNTHETIC		10850		43235	
313 CHINA	LB				8394
400 U STATES		900	8400	3618	
		10800	89841	43515	
CARBON BISULPHIDE N O P		11700	98241	47153	
400 U STATES	LB				8395
		2000	266900	14368	
CARBON TETRACHLORIDE		2000	266900	14368	
335 GERMANY	LB				8396
400 U STATES		6834	135922	7085	
		94396	2352418	178785	
CHLORFORM AND ETHYL CHLORIDE		101230	2488340	185870	
100 U KINGDOM	LB				8397
400 U STATES		256	2856	1654	
		39588	207787	51581	
CYANIDE OF POTASSIUM		39844	210643	53235	
100 U KINGDOM	LB				8398
400 U STATES		5600	50812	19585	
		25	8182	4440	
ETHYLENE GLYCOL FOR ANTIFREEZE		5625	58994	24025	
335 GERMANY	LB				8399
400 U STATES			5084843	832798	
			5620	1161	
ETHYLENE GLYCOL N O P			5090463	833959	
400 U STATES	LB				8400
		103689	2221305	392431	
FORMALDEHYDE		103689	2221305	392431	
400 U STATES	LB				8401
		2510496	17749574	662610	
GLYCERINE CRUDE		2510496	17749574	662610	
215 INDIA	LB				8402
225 TRINIDAD			448123	58811	
400 U STATES			159503	19304	
			251997	47603	
GLYCERINE FOR EXPLOSIVES			859623	125718	
400 U STATES	LB				8403
			622620	160815	
GLYCERINE N O P			622620	160815	
100 U KINGDOM	LB				8404
234 AUSTRALIA			11200	3051	
400 U STATES			673400	101150	
			7825	2550	
INK PRINTING			692425	106751	
100 U KINGDOM	LB				8405
400 U STATES		2680	262641	122084	
		113527	927778	506705	
INK RDTGRAVURE		116207	1190419	628789	
400 U STATES	LB				8406
		38748	274005	105182	
INK WRITING		38748	274005	105182	
100 U KINGDOM				3609	8407
231 HONG KONG		201		407	
335 GERMANY				308	
400 U STATES		124		41679	
		7235		46003	
NAPHTHALENE FLAKES AND BALLS		7560			
100 U KINGDOM	LB				8408
306 BELGIUM		181144	1184287	65133	
400 U STATES		1087	11200	662	
		182231	53765	6042	
NITROUS ETHER		10563	1249252	71837	
100 U KINGDOM	GAL				8409
400 U STATES			9	54	
			45	368	
PHTHALIC ANHYORIDE FOR RESINS			54	422	
306 BELGIUM	LB				8410
335 GERMANY			706562	109887	
			579926	92851	

## IMPORTS INTO CANADA FOR CONSUMPTION

Articles and Countries from which Imported	MONTH OF OCTOBER 1950		TEN MONTHS ENDED OCTOBER 1950		Class Number
	Quantities	Values (\$)	Quantities	Values (\$)	
400 U STATES	1165570	505001	12095831	5341196	
SULPHURIC ETHER	1165570	505001	13382319	5543934	8411
100 U KINGDOM	LB		369	236	
400 U STATES	34492	13873	511822	117168	
THEOBROMINE DIMETHYL SULPHATE	34492	13873	512191	117404	8412
100 U KINGDOM	LB		560	2928	
400 U STATES			110698	380405	
POLISH KNIFE OR OTHER N D P			111258	383333	8413
100 U KINGDOM		3158		147835	
359 NORWAY		126		126	
376 SWITZRLND		480		540	
400 U STATES		46168		172532	
VANILLIN		49932		321033	8414
100 U KINGDOM	LB		2824	12366	
400 U STATES	500	3063	2785	16608	
ALL OTHER DRUGS	500	3063	5609	28974	8415
CHEMICALS NOP					
100 U KINGDOM		172663		1490836	
215 INDIA				318	
231 HONG KONG		1016		17376	
234 AUSTRALIA				989	
236 NEW ZEAL				21322	
306 BELGIUM				16691	
307 BEL CONGO		40890		40890	
309 BRAZIL				49	
313 CHINA				66	
327 FRANCE		12998		48827	
335 GERMANY		4383		19133	
344 ITALY		410		1335	
347 JAPAN		1875		24712	
352 MEXICO		343		13358	
354 NETHRLNDS		15773		58668	
359 NORWAY		15		15	
372 SPAIN				288	
376 SWITZRLND		1791		154071	
379 TURKEY				3939	
381 ALASKA		37		49	
386 URUGUAY				1760	
400 U STATES		2074637		17969316	
SYNTHETIC RESIN POWDER PHENDL		2330848		19884008	8416
100 U KINGDOM			998	2937	
400 U STATES			1212	88248	
SYNTHETIC RESIN NOP POWDERED			2210	91185	8417
100 U KINGDOM		3235		8752	
400 U STATES		119482		966571	
SYNTHETIC RESIN FOR MFRS		122717		975323	8418
100 U KINGDOM		10123		137729	
335 GERMANY				19227	
376 SWITZRLND				948	
400 U STATES		1170336		9416743	
LAMINATED PRODUCTS PAPER BASE		1180459		9574647	8419
100 U KINGDOM			756	11804	
400 U STATES			59867	855006	
LAMINATED PRODUCTS FABRIC BASE			60623	866810	8420
100 U KINGDOM				910	
400 U STATES		10710		127760	
SYNTHETIC PLASTICS CASEIN BASE			10710	128670	8421
100 U KINGDOM				617	
400 U STATES				4298	
MATERIALS NOP FOR PLASTICS				4915	8422
335 GERMANY				335	
400 U STATES		111202		1102614	
CASINGS SYNTHETIC FOR MEATS		111202		1102949	8423
400 U STATES	LB	23145	34119	463840	619948
SYNTHETIC RESIN MFRS N O P		23145	34119	463840	619948
100 U KINGDOM			14118	66206	
231 HONG KONG			203	761	
317 CZECHO S			80	278	
318 DENMARK			658	1332	
327 FRANCE			238	2603	
335 GERMANY			1780	5596	
344 ITALY				709	
352 MEXICO				540	
376 SWITZRLND			114	215	
400 U STATES		559011		3887342	
TUNGSTEN CARBIDE IN TUBES		576202		3965582	8425
100 U KINGDOM				4275	
400 U STATES		4644		31832	
PLASTICIZERS FOR SYNTH RESINS				36107	8427
100 U KINGDOM				10534	
400 U STATES		38147		302338	
		38147		312872	



IMPORTS INTO CANADA FOR CONSUMPTION

Articles and Countries from which Imported	MONTH OF OCTOBER 1950		TEN MONTHS ENDED OCTOBER 1950		Class Number
	Quantities	Values (\$)	Quantities	Values (\$)	
BUTADIENE 400 U STATES				852892	8428
				852892	
ETHYL BENZINE GAL					8429
GASOLINE ANTI OXIDANTS 400 U STATES	LB 28018	20769	255295	180069	8430
	28018	20769	255295	180069	
SYNTHETIC RESIN GLUE 400 U STATES	LB 53904	15640	462759	129025	8431
	53904	15640	462759	129025	
RIBOFLAVIN 400 U STATES		14566		250241	8432
		14566		250241	
YEAST DEAD OR INACTIVE 100 U KINGDOM 400 U STATES	LB 27644	13592	2447	1215	8433
	27644	13592	158130	98468	
			160577	99683	
CATALYSTS PETROLEUM REFINING 400 U STATES		107835		468694	8434
		107835		468694	
FATTY ALCOHOLS 100 U KINGDOM 400 U STATES		511		511	8435
		59992		448157	
		60503		448668	
MATERIALS NOP FOR CHROM OXIDE					8436
FLUORESCENT COATING OR POWDER 400 U STATES	LB 6461	24078	20751	81055	8437
	6461	24078	20751	81055	



Articles and Countries from which Imported	MONTH OF OCTOBER 1950		TEN MONTHS ENDED OCTOBER 1950		Class Number
	Quantities	Values (\$)	Quantities	Values (\$)	
<b>GROUP 9</b>					
<b>MISCELLANEOUS COMMODITIES</b>					
<b>FILM FOR REPRODUCTION</b>	<b>FEET</b>				
100 U KINGDOM	7058	205	254015	13107	9000
234 AUSTRALIA			8384	407	
400 U STATES	648162	31079	5355158	295119	
	655220	31284	5617557	308633	
<b>BAGATELLE OR OTHER GAME BOARDS</b>					9001
100 U KINGDOM		3942		16990	
317 CZECHO S				31	
327 FRANCE		11		220	
347 JAPAN				725	
400 U STATES		83960		441616	
		87913		459582	
<b>BALLS CUES CUE RACKS CUE TIPS</b>					9002
100 U KINGDOM		5481		38885	
306 BELGIUM				91	
327 FRANCE		111		3713	
354 NETHRLNDS				134	
400 U STATES		774		6499	
		6366		49322	
<b>BILLIARD TABLES</b>	<b>NO</b>				9003
100 U KINGDOM	1	278	1	278	
400 U STATES	4	136	44	1259	
	5	414	45	1537	
<b>BALLS TENNIS</b>	<b>DOZ</b>				9004
100 U KINGDOM			24029	44826	
400 U STATES			100	438	
			24129	45264	
<b>BALLS ALL KINDS</b>	<b>NOP FOR SPORTS</b>				9005
100 U KINGDOM		2460		54756	
215 INDIA				1960	
216 PAKISTAN		544		5072	
234 AUSTRALIA		651		7304	
327 FRANCE		88		3468	
344 ITALY		376		376	
347 JAPAN		626		7533	
400 U STATES		8178		58709	
		12923		139178	
<b>FILMS X RAY</b>					9006
306 BELGIUM		12895		12895	
400 U STATES		160775		1127779	
		173670		1140674	
<b>GUN COVERS GAME BAGS</b>					9007
100 U KINGDOM		54		59975	
400 U STATES		383		1902	
		437		61877	
<b>CRICKET BATB BALLB GLOVES</b>					9008
100 U KINGDOM				5391	
234 AUSTRALIA				922	
400 U STATES				534	
				6847	
<b>DOLLS</b>					9009
100 U KINGDOM		28372		122168	
231 HONG KDNG				317	
306 BELGIUM				33	
317 CZECHO S				2863	
327 FRANCE				515	
335 GERMANY		1270		3923	
344 ITALY		873		5138	
347 JAPAN		1051		24329	
354 NETHRLNDS		294		2497	
400 U STATES		5789		22245	
		37649		184028	
<b>FILMS PHOTOGRAPHERS</b>					9010
100 U KINGDOM				19462	
306 BELGIUM		465		2948	
347 JAPAN				1920	
400 U STATES		87952		998714	
		88417		1023044	
<b>FILMS CINEMATOGRAPH POSITIVES</b>	<b>FEET</b>				9011
100 U KINGDOM	202321	16185	1257967	100985	
327 FRANCE	175069	14003	3188569	258168	
376 SWITZRLND			700	56	
400 U STATES	1425767	114305	11640878	937983	
	1803157	144493	16088114	1297192	
<b>FILMS FOR AERIAL PHOTOGRAPHY</b>					9012
400 U STATES		2649		10557	
		2649		10557	
<b>FISHING RODS</b>					9013
100 U KINGDOM		1058		54662	
327 FRANCE		79		713	
347 JAPAN				5396	
375 SWEDEN				2939	
376 SWITZRLND				224	
400 U STATES		4811		184592	
		5948		248526	
<b>GOLF CLUBS AND FINISHED PARTS</b>					9014
100 U KINGDOM		939		22006	
400 U STATES		3867		41981	
		4806		63987	
<b>MENAGERIES</b>					9018
<b>MECHANICAL TDYS OF METAL</b>					9016
100 U KINGDOM		67913		242834	

## IMPORTS INTO CANADA FOR CONSUMPTION

Articles and Countries from which Imported	MONTH OF OCTOBER 1950		TEN MONTHS ENDED OCTOBER 1950		Class Number
	Quantities	Values (\$)	Quantities	Values (\$)	
327 FRANCE		1993		8461	
335 GERMANY		40331		267205	
344 ITALY				1885	
347 JAPAN		19378		110287	
376 SWITZRLND		83		1306	
400 U STATES		119888		363936	
		249586		995914	
METAL JUVENILE CONSTR SETS					9017
100 U KINGDOM		87332		197699	
234 AUSTRALIA				8850	
335 GERMANY		2495		13011	
400 U STATES		2305		8002	
		92132		227562	
TOYS OF ALL KINDS N O P					9018
100 U KINGDOM		184475		705350	
231 HONG KONG				728	
234 AUSTRALIA		252		1774	
306 BELGIUM		450		462	
317 CZECHOS		2353		27214	
318 DENMARK				368	
327 FRANCE		2457		13680	
335 GERMANY		51427		205335	
344 ITALY		378		2187	
347 JAPAN		39835		565537	
349 LATVIA				1038	
354 NETHRLNDS				65	
372 SPAIN				42	
375 SWEDEN				2721	
376 SWITZRLND		1397		3548	
389 IRELAND				123	
400 U STATES		124799		573223	
		407823		2103395	
SPORTSMENB FISHING TACKLE NOP					9019
100 U KINGDOM		12685		260014	
215 INDIA				2065	
231 HONG KONG				6259	
234 AUSTRALIA				3233	
306 BELGIUM				292	
317 CZECHOS		417		5271	
327 FRANCE		2040		18799	
335 GERMANY				1318	
347 JAPAN				9445	
359 NORWAY		3907		34811	
372 SPAIN				3026	
375 SWEDEN				10906	
376 SWITZRLND				1891	
389 IRELAND				144	
400 U STATES		13749		704693	
		32798		1062167	
FILMS CINEMATOGRAPH NEGATIVE					9020
100 U KINGDOM		1037		1187	
400 U STATES		3600		79512	
		4637		80699	
BRUSHES ARTISTS					9021
100 U KINGDOM		1635		40227	
327 FRANCE		798		979	
335 GERMANY				3395	
347 JAPAN		63		1576	
400 U STATES		3109		32669	
		5605		78846	
BRUSHES PAINT AND VARNISH					9022
100 U KINGDOM		15861		125671	
327 FRANCE				353	
354 NETHRLNDS				438	
400 U STATES		705		10497	
		16566		136959	
BRUSHES TOOTH					9023
100 U KINGDOM		1183		30326	
231 HONG KONG				144	
400 U STATES		1270		8572	
		2453		39042	
BRUSHES TOILET N O P					9024
100 U KINGDOM		7785		66785	
231 HONG KONG				109	
306 BELGIUM		98		428	
327 FRANCE				124	
335 GERMANY		1153		6530	
347 JAPAN				1996	
376 SWITZRLND				473	
400 U STATES		28733		149752	
		37769		226197	
BRUSHES ALL OTHER N O P					9025
100 U KINGDOM		7695		39130	
207 UN 80 AFR				793	
231 HONG KONG		83		876	
306 BELGIUM				1060	
327 FRANCE				508	
335 GERMANY				666	
347 JAPAN				1608	
354 NETHRLNDS				108	
376 SWITZRLND		17		133	
400 U STATES		40262		272984	
		48057		317866	
PACKAGES DUTY ONCE PAID					9032
PACKAGES CONTAINING GOODS NOP					9033
100 U KINGDOM		160880		1316317	

IMPORTS INTO CANADA FOR CONSUMPTION

Articles and Countries from which Imported	MONTH OF OCTOBER 1950		TEN MONTHS ENDED OCTOBER 1950		Class Number
	Quantities	Values (\$)	Quantities	Values (\$)	
203 B E AFR				177	
207 UN 80 AFR				29	
215 INDIA		1363		12383	
216 PAKISTAN		104		795	
217 CEYLON		1021		3100	
218 MALAYA				363	
220 BERMUDA				38	
224 JAMAICA				5	
225 TRINIDAD				13	
228 LEEW WIND		90		247	
231 HONG KONG		8575		58645	
234 AUSTRALIA		23		246	
236 NEW ZEAL				87	
304 ARGENTINA		20388		71831	
305 AUSTRIA		47		254	
306 BELGIUM		9682		36992	
309 BRAZIL		2473		6763	
313 CHINA		1111		11101	
314 COLOMBIA				194	
316 CUBA		62		321	
317 CZECHO S		2527		31192	
318 DENMARK		582		6022	
321 ECUADOR				5	
322 EGYPT				36	
323 EL SALVD				43	
326 FINLAND				425	
327 FRANCE		7495		63505	
334 ST PIERRE				78	
335 GERMANY		10276		64236	
337 GUATEMALA				8	
338 HAITI				437	
340 HUNGARY				559	
342 IRAN				669	
344 ITALY		10908		78309	
347 JAPAN		19436		154814	
349 LATVIA		54		54	
352 MEXICO				195	
354 NETHRLNDS		33135		96530	
355 INDONESIA		840		1294	
359 NORWAY		120		415	
365 POLAND		134		3918	
366 PORTUGAL				179	
367 AZORES		86		1527	
372 SPAIN		287		498	
375 SWEDEN		1927		14492	
376 SWITZRLND		4943		35043	
386 URUGUAY				8254	
389 IRELAND				199	
400 U STATES		226942		1854036	
		525511		3936873	
PACKAGES BARRELS AND CASKS					9034
100 U KINGDOM		1850		10525	
207 UN 80 AFR		1575		18455	
221 B GUIANA		712		10436	
223 BARBADOS		80		931	
224 JAMAICA		1314		6039	
225 TRINIDAD				50	
231 HONG KONG		158		428	
232 MALTA		108		344	
234 AUSTRALIA		1397		10501	
309 BRAZIL				139	
312 CHILE		56		318	
316 CUBA		2239		5880	
327 FRANCE		262		3918	
328 FR AFRICA				942	
335 GERMANY				463	
336 GREECE		36		294	
344 ITALY		27		801	
347 JAPAN				49	
354 NETHRLNDS		1952		3208	
359 NORWAY		20		1178	
366 PORTUGAL		943		4935	
372 SPAIN		848		2218	
375 SWEDEN		46		635	
382 VIRGIN IS				366	
389 IRELAND				24	
400 U STATES		16447		159761	
		30070		242838	
PACKAGES BOTTLES AND CARBOYS					9035
100 U KINGDOM		33173		239073	
207 UN 80 AFR		284		2572	
221 B GUIANA		504		2724	
223 BARBADOS		1416		11457	
224 JAMAICA		2246		14263	
225 TRINIDAD		1028		6369	
227 BAHAMAS				528	
231 HONG KONG				138	
234 AUSTRALIA		1888		13833	
235 FIJI				28	
304 ARGENTINA				20	
306 BELGIUM		20		148	
312 CHILE				16	
313 CHINA				1283	
316 CUBA		140		957	
317 CZECHO S				120	
318 DENMARK		125		795	

## IMPORTS INTO CANADA FOR CONSUMPTION

Articles and Countries from which Imported	MONTH OF OCTOBER 1950		TEN MONTHS ENDED OCTOBER 1950		Class Number
	Quantities	Values (\$)	Quantities	Values (\$)	
324 ESTONIA				135	
327 FRANCE		2967		24458	
335 GERMANY		35		124	
336 GREECE				40	
344 ITALY		832		5373	
352 MEXICO				10	
354 NETHRLNDS		501		3475	
359 NORWAY		22		150	
360 ISRAEL				363	
366 PORTUGAL		652		3217	
367 AZORES				20	
372 SPAIN		556		2655	
375 SWEDEN		4		20	
376 SWITZRLND		24		143	
382 VIRGIN IS		40		160	
384 P RICO		717		4548	
389 IRELAND				118	
400 U STATES		3324		10025	
		50498		349358	
PACKAGES CONTAINING MACHINERY					9036
100 U KINGDOM		5654		56145	
306 BELGIUM		198		740	
317 CZECHOS				242	
318 DENMARK				125	
327 FRANCE				287	
335 GERMANY		86		398	
347 JAPAN				69	
375 SWEDEN		239		2810	
376 SWITZRLND				1845	
400 U STATES		16494		86991	
		22671		149652	
SPINAL BRACES AND PARTS					9050
400 U STATES		306		2567	
		306		2567	
EFFECTS LEFT BY REQUEST					9051
100 U KINGDOM		12493		147995	
207 UN 80 AFR		75		325	
220 BERMUDA		200		225	
223 BARBADOS				100	
224 JAMAICA				290	
227 SAHAMAS				5000	
234 AUSTRALIA		50		1130	
236 NEW ZEAL		250		477	
306 BELGIUM		1600		3082	
318 DENMARK				745	
327 FRANCE		1475		21935	
335 GERMANY		234		884	
344 ITALY				3025	
354 NETHRLNDS		2150		3570	
359 NORWAY		500		879	
363 PERU				50	
375 SWEDEN				450	
376 SWITZRLND				1265	
377 SYRIA				600	
383 HAWAII				100	
389 IRELAND		50		700	
400 U STATES		31879		214165	
		50956		406992	
APPLIANCES BOOTS FOR CRIPPLES					9052
100 U KINGDOM		13		13	
400 U STATES		721		7159	
		734		7172	
ARTIFICIAL LIMBS AND PARTS					9053
100 U KINGDOM		5433		8003	
400 U STATES		9480		88695	
		14913		96698	
BEAD ORNAMENTS					9055
100 U KINGDOM		27		352	
400 U STATES		687		884	
		714		1236	
BELTS N O P					9056
100 U KINGDOM		2227		13158	
306 BELGIUM				16	
327 FRANCE		793		2540	
352 MEXICO				187	
400 U STATES		2651		16366	
		5671		32267	
BLINDS NOT TEXTILE OR PAPER					9057
100 U KINGDOM				917	
231 HONG KONG				888	
347 JAPAN				3724	
400 U STATES		301		7546	
		301		13075	
BOOT SHOE SHIRT STAY LACES					9058
100 U KINGDOM				2316	
327 FRANCE				1183	
400 U STATES				2516	
				6015	
BOOTS SHOES AND SLIPPERS FELT					9059
100 U KINGDOM	PAIR	88820	71714	216169	169414
207 UN 80 AFR				8800	4332
231 HONG KONG		302	216	618	674
347 JAPAN				1440	511
354 NETHRLNDS		2858	2379	14972	13470
400 U STATES		148	204	1879	3153
		92128	74513	243878	191554

Articles and Countries from which Imported	MONTH OF OCTOBER 1950		TEN MONTHS ENDED OCTOBER 1950		Class Number
	Quantities	Values (\$)	Quantities	Values (\$)	
BOOTS SHOES AND SLIPPERS N O P PAIR					9060
100 U KINGDOM	13574	16064	38028	47127	
231 HONG KONG	10070	4544	22260	12394	
313 CHINA	126	136	2324	1565	
327 FRANCE			600	724	
338 HAITI			3960	5820	
344 ITALY	132	272	6083	6322	
347 JAPAN	100	29	1930	1185	
354 NETHRLNDS	5796	4939	22359	19125	
400 U STATES	11444	27714	56289	118958	
	41244	53698	153833	213220	
BROOMS AND WHISKS					9061
100 U KINGDOM				356	
231 HONG KONG				51	
347 JAPAN				32	
400 U STATES		1053		69512	
		1053		69951	
BUTTONS SHOE PAPIER MACHE					9062
400 U STATES				727	
				727	
BUTTONS SHOE N O P					9063
400 U STATES		549		9910	
		549		9910	
BUTTONS VEGETABLE IVORY	GROSS				9064
400 U STATES			156	455	
			156	455	
BUTTONS COLLAR AND CUFF	GROSS				9065
100 U KINGDOM	23	901	549	11333	
317 CZECHO S			1494	2536	
335 GERMANY	1	106		106	
347 JAPAN			2495	1299	
400 U STATES	2117	16413	9718	49629	
	2141	17420	14257	64903	
BUTTONS N O P	GROSS				9066
100 U KINGDOM	1325	2873	9410	22221	
317 CZECHO S	2331	4008	24488	32799	
327 FRANCE	102	210	380	1364	
335 GERMANY			3098	3460	
344 ITALY			28	178	
347 JAPAN	15941	7566	100060	61990	
376 SWITZRLND	1	133	1	133	
400 U STATES	112195	54737	340366	282680	
	131895	69527	477831	404825	
CASES BOXES DESKS FANCY					9067
100 U KINGDOM		72982		405506	
215 INDIA		101		4108	
231 HONG KONG		734		2659	
306 BELGIUM		342		1592	
313 CHINA		157		1991	
317 CZECHO S		362		3343	
318 DENMARK		48		68	
327 FRANCE		3941		36300	
335 GERMANY		8635		46613	
344 ITALY		3120		31489	
347 JAPAN		2120		44556	
352 MEXICO				223	
354 NETHRLNDS				1843	
359 NORWAY		135		135	
366 PORTUGAL				156	
372 SPAIN		2054		2054	
375 SWEDEN		44		493	
376 SWITZRLND		3979		6469	
400 U STATES		89248		514610	
		188702		1104208	
CHARITABLE DONATIONS					9068
100 U KINGDOM		63		1466	
354 NETHRLNDS		10		30	
400 U STATES		8654		117645	
		8727		119141	
COMBB TOILET DRESSING FANCY					9069
100 U KINGDOM		4209		16142	
327 FRANCE		120		495	
335 GERMANY				498	
347 JAPAN				155	
400 U STATES		2565		17702	
		6894		34992	
APPLIANCES FOR THE DEAF PARTS					9070
100 U KINGDOM		222		26335	
400 U STATES		110682		930292	
		110904		956627	
FANS					9071
231 HONG KONG		122		244	
313 CHINA		163		163	
344 ITALY				501	
347 JAPAN		387		448	
400 U STATES				608	
		672		1964	
INSOLES OF ALL KINDS					9072
100 U KINGDOM		839		10289	
347 JAPAN				741	
400 U STATES		1677		6484	
		2516		17514	
JEWELLERY N O P					9073
100 U KINGDOM		227180		461059	
215 INDIA		10		1646	
217 CEYLON				150	
231 HONG KONG		978		8387	

## IMPORTS INTO CANADA FOR CONSUMPTION

Articles and Countries from which Imported	MONTH OF OCTOBER 1950		TEN MONTHS ENDED OCTOBER 1950		Class Number
	Quantities	Values (\$)	Quantities	Values (\$)	
234 AUSTRALIA				863	
235 FIJI				332	
305 AUSTRIA				1653	
306 BELGIUM		2599		2743	
309 BRAZIL				72	
313 CHINA		46		2253	
317 CZECHO S		9707		103376	
318 DENMARK		154		2435	
322 EGYPT				52	
326 FINLAND				36	
327 FRANCE		8928		46722	
335 GERMANY		5909		50833	
344 ITALY		2316		20442	
347 JAPAN		14932		131221	
352 MEXICO		338		21995	
354 NETHRLNDS				3390	
363 PERU				157	
371 SIAM		1376		1777	
376 SWITZRLND		1390		3286	
400 U STATES		81656		486346	
		357519		1351226	
MATS DOOR OR CARRIAGE N O P					9074
400 U STATES				1143	
				1143	
MATTRESSES					9075
100 U KINGDOM				10099	
400 U STATES		166		1123	
		166		11222	
PICTURE AND PHOTOGRAPH FRAMES					9076
100 U KINGDOM		1828		14142	
231 HONG KONG		67		215	
306 BELGIUM				128	
313 CHINA		52		63	
317 CZECHO S				444	
318 DENMARK		4011		14971	
327 FRANCE		45		1025	
335 GERMANY		75		1005	
344 ITALY		2135		11682	
352 MEXICO		34		273	
354 NETHRLNDS		83		98	
400 U STATES		4721		30121	
		13051		74167	
POCKET BOOKS PORTFOLIOS PURSES					9077
100 U KINGDOM		80044		548893	
215 INDIA		32		232	
224 JAMAICA				1476	
227 BAHAMAS				317	
231 HONG KONG		132		521	
234 AUSTRALIA		11		641	
304 ARGENTINA		25		25	
305 AUSTRIA		1113		2702	
306 BELGIUM		7035		14826	
313 CHINA				109	
317 CZECHO S		523		2512	
322 EGYPT				797	
327 FRANCE		13455		70159	
335 GERMANY		3631		24490	
338 HAITI				114	
340 HUNGARY				649	
344 ITALY		438		37835	
347 JAPAN		1300		6108	
352 MEXICO		19		3194	
353 MOROCCO		111		111	
354 NETHRLNDS				77	
360 ISRAEL				426	
367 AZORES				1679	
375 SWEDEN		85		781	
376 SWITZRLND		128		4068	
400 U STATES		41768		300777	
		149850		1023519	
REFRIGERATORS ELECTRIC					9078
100 U KINGDOM	N O	102	13246	120	16169
400 U STATES		1739	255376	7362	1046954
		1841	268622	7482	1063123
REFRIGERATORS N O P					9079
100 U KINGDOM	N O	130	21072	133	21630
234 AUSTRALIA				3	516
400 U STATES		114	16417	580	85875
		244	37489	716	108021
REGALIA AND BADGES					9080
100 U KINGDOM			5848		47417
327 FRANCE					1781
347 JAPAN					90
400 U STATES			1631		9373
			7479		58661
SHADES LAMP N O P SHADE HOLDERS					9081
100 U KINGDOM			31		1602
231 HONG KONG			37		539
335 GERMANY			33		3133
344 ITALY					45
347 JAPAN					130
354 NETHRLNDS					783
400 U STATES			1321		13897
			1422		20129
SPECTACLE FRAMES AND PARTS N O P					9082
100 U KINGDOM			843		8664
327 FRANCE					3328



Articles and Countries from which Imported	MONTH OF OCTOBER 1950		TEN MONTHS ENDED OCTOBER 1950		Class Number
	Quantities	Values (\$)	Quantities	Values (\$)	
347 JAPAN		203		203	
389 IRELAND				1000	
400 U STATES		168202		1485960	
<b>PARTS FOR SPECTACLE FRAMES</b>		169248		1499155	
400 U STATES		9851		109806	9083
		9851		109806	
<b>TOBACCO PIPES SMOKERS SETS</b>					9084
100 U KINGDOM		16730		124744	
215 INDIA				90	
231 HONG KONG		171		305	
305 AUSTRIA		1582		3285	
306 BELGIUM		121		121	
313 CHINA				187	
317 CZECHO S				5119	
327 FRANCE		11259		119412	
335 GERMANY		882		1981	
344 ITALY		4099		132965	
347 JAPAN		153		2228	
354 NETHRLNDS				40	
376 SWITZRLND				4499	
400 U STATES		4686		62440	
		39683		457416	
<b>TOBACCO POUCHES CIGARETTE CASE</b>					9085
100 U KINGDOM		12235		62023	
231 HONG KDNG				20	
305 AUSTRIA		4104		10258	
306 BELGIUM				173	
317 CZECHO S		975		975	
318 DENMARK				28	
327 FRANCE		497		855	
335 GERMANY		2914		10670	
347 JAPAN				13478	
376 SWITZRLND				38	
400 U STATES		2459		19787	
		23184		118305	
<b>TOILET AND MANICURE SETS</b>					9086
100 U KINGDOM		1719		4809	
335 GERMANY		273		1579	
400 U STATES		584		2232	
		2576		8620	
<b>TRUNKS AND VALISES</b>					9087
100 U KINGDOM		20813		226834	
231 HONG KDNG		94		228	
306 BELGIUM		987		1917	
317 CZECHO S				5529	
327 FRANCE				555	
335 GERMANY				6456	
340 HUNGARY				64	
344 ITALY				2956	
347 JAPAN				133	
375 SWEDEN		498		23939	
376 SWITZRLND				26	
400 U STATES		17396		187981	
		39788		456618	
<b>UMBRELLAS PARASOLS SUNSHADES</b>					9088
100 U KINGDOM		465		3320	
231 HONG KDNG		89		89	
327 FRANCE				1604	
344 ITALY				308	
347 JAPAN				27153	
400 U STATES		1138		21414	
		1692		53888	
<b>WINDOW SHADE OR BLIND ROLLERS</b>					9090
375 SWEDEN		625		3450	
400 U STATES		10240		42561	
		10865		46011	
<b>REFRIGERATOR PARTS</b>					9091
100 U KINGDOM		52023		495992	
400 U STATES		1369994		10210804	
		1422017		10706796	
<b>MINERAL AND AERATED WATERS</b>					9103
100 U KINGDOM				4593	
327 FRANCE		3672		47565	
400 U STATES		275		11927	
		3947		64085	
<b>ACCORDIONS CONCERTINA MELODEONS</b>					9110
100 U KINGDOM	NO	46	3	442	
317 CZECHO S	400	4020	411	4555	
327 FRANCE	98	913	460	5061	
335 GERMANY	1392	8751	5513	51953	
344 ITALY	588	22927	7291	321860	
375 SWEDEN	1	556	1	556	
376 SWITZRLND			366	8804	
400 U STATES	162	6827	1170	70544	
	2642	44040	15215	463775	
<b>BRASS BAND INSTRUMENTS</b>					9111
100 U KINGDOM		4492		74441	
216 PAKISTAN		12		1976	
317 CZECHO S				16839	
327 FRANCE		5666		35155	
335 GERMANY				265	
344 ITALY				9306	
400 U STATES		17663		136259	
		27833		274241	

## IMPORTS INTO CANADA FOR CONSUMPTION

Articles and Countries from which Imported	MONTH OF OCTOBER 1950		TEN MONTHS ENDED OCTOBER 1950		Class Number
	Quantities	Values (\$)	Quantities	Values (\$)	
HARPS					
100 U KINGDOM	NO		1	247	9113
400 U STATES			6	4766	
			7	5013	
CABINET ORGANS					
400 U STATES	NO		13	4110	9114
	4	394	13	4110	
PIPE ORGANS					
400 U STATES	NO		1	16575	9115
			1	16575	
ORGAN PARTS N O P					
100 U KINGDOM		3363		24637	9116
400 U STATES		15872		87927	
		19235		112564	
PIANOS					
100 U KINGDOM	NO	2253	14	3914	9117
306 BELGIUM	7		1	959	
400 U STATES	8	5534	80	85862	
	15	7787	95	90735	
PIANO PARTS N O P					
100 U KINGDOM		669		5616	9118
327 FRANCE				1218	
400 U STATES		9930		132373	
		10599		139207	
PIANO AND ORGAN PARTS FOR MFR					
100 U KINGDOM		2365		21543	9119
400 U STATES		12455		64083	
		14820		85626	
PHONOGRAPHS GRAMOPHONES N O P					
100 U KINGDOM		220		28060	9120
376 SWITZRLND		258		941	
400 U STATES		59867		390505	
		60345		419506	
PHONOGRAPH RECORDS					
100 U KINGDOM		29421		201393	9121
231 HONG KONG				10	
234 AUSTRALIA		780		2509	
306 BELGIUM				163	
317 CZECHO S				3066	
326 FINLAND				460	
327 FRANCE		2478		14251	
335 GERMANY				2029	
344 ITALY				663	
347 JAPAN		166		738	
375 SWEDEN				256	
376 SWITZRLND		516		2569	
400 U STATES		76181		678982	
		109542		907089	
OTHER MUSICAL INSTRUMENTS					
100 U KINGDOM		1451		9505	9122
309 BRAZIL				663	
317 CZECHO S		1902		6788	
327 FRANCE		251		14114	
335 GERMANY		8848		65304	
344 ITALY		775		3713	
347 JAPAN				11599	
352 MEXICO				558	
354 NETHRLNDS				14	
375 SWEDEN				131	
376 SWITZRLND		9853		89149	
400 U STATES		29612		230318	
		52692		431856	
MUSICAL INSTRUMENT STRINGS					
100 U KINGDOM		14		1573	9123
215 INDIA		150		150	
335 GERMANY				1082	
400 U STATES		6682		54596	
		6846		57401	
PHONOGRAPHS COIN OPERATED					
400 U STATES	NO		244	112458	9124
	89	38456	244	112458	
THERMOMETERS					
100 U KINGDOM		6477		40999	9129
400 U STATES		69167		510101	
		75644		551100	
APPARATUS X RAY					
100 U KINGDOM		453		19490	9130
327 FRANCE				622	
335 GERMANY				2263	
354 NETHRLNDS		5443		37887	
375 SWEDEN				3209	
376 SWITZRLND				4123	
400 U STATES		235932		2289576	
		241828		2297170	
ARTIFICIAL LARYNX					
400 U STATES				222	9131
				222	
BOTANICAL SPECIMENS					
100 U KINGDOM				823	9132
207 UN SO AFR				100	
400 U STATES		3248		29886	
		3248		30809	
OLD COINS STAMPS TROPHIES					
100 U KINGDOM		400		13740	9133
203 B E AFR				30	

Articles and Countries from which Imported	MONTH OF OCTOBER 1950		TEN MONTHS ENDED OCTOBER 1950		Class Number
	Quantities	Values (\$)	Quantities	Values (\$)	
207 UN 80 AFR		216		528	
224 JAMAICA				21	
327 FRANCE				90	
354 NETHRLNDS		142		390	
360 ISRAEL				1879	
376 SWITZRLND				200	
381 ALASKA				200	
400 U STATES		97975		244047	
		98733		261125	
CAMERAS AND CAMERA PARTS N O P					9134
100 U KINGDOM		9889		106123	
317 CZECHO S		2740		5840	
327 FRANCE		127		14649	
335 GERMANY		23550		289403	
344 ITALY		504		4467	
347 JAPAN		1607		47006	
376 SWITZRLND		8153		34711	
400 U STATES		99447		891765	
		146017		1393964	
CAMERA PARTS UNFINISHED					9135
400 U STATES		14488		194251	
		14488		194251	
CAMERA LENSES AND SHUTTERS					9136
327 FRANCE				62	
335 GERMANY		142		337	
400 U STATES		25472		278250	
		25614		278649	
COLLECTIONS OF ANTIQUITIES					9137
100 U KINGDOM		9911		174515	
207 UN 80 AFR				250	
220 BERMUDA				1065	
227 BAHAMAS				1655	
327 FRANCE		467		1478	
335 GERMANY				130	
344 ITALY				1331	
347 JAPAN				537	
389 IRELAND				417	
400 U STATES		20522		207020	
		30900		388398	
CYCLOMETERS AND SPEEDOMETERS					9138
100 U KINGDOM		437		8444	
376 SWITZRLND		265		265	
400 U STATES		23918		134556	
		24620		143265	
GLOBES GEOGRAPHICAL					9139
100 U KINGDOM		1371		14446	
400 U STATES		7543		43677	
		8914		58123	
MODELS OF INVENTIONS					9140
100 U KINGDOM		17		72	
376 SWITZRLND		255		255	
400 U STATES		10468		59726	
		10740		60123	
APPARATUS FOR INSTITUTIONS					9141
100 U KINGDOM		12724		227446	
317 CZECHO S				603	
318 DENMARK				7583	
327 FRANCE		145		14354	
335 GERMANY		652		13568	
354 NETHRLNDS				1704	
359 NORWAY				387	
375 SWEDEN				964	
376 SWITZRLND		3896		19235	
400 U STATES		431042		4640303	
		448459		4926147	
OPERATING ROOM EQUIPMENT					9142
100 U KINGDOM		4158		5349	
306 BELGIUM				226	
327 FRANCE				2306	
335 GERMANY		1763		3977	
400 U STATES		193499		1591361	
		199420		1603219	
DENTAL INSTRUMENTS					9143
100 U KINGDOM		14835		90195	
305 AUSTRIA				9146	
317 CZECHO S				322	
327 FRANCE		30		22910	
335 GERMANY		13071		140078	
344 ITALY				2394	
347 JAPAN		2540		8568	
354 NETHRLNDS				13000	
375 SWEDEN		69		2591	
376 SWITZRLND		1754		7532	
400 U STATES		58055		619815	
		90354		916551	
SURGICAL TRUSSES AND SUPPORTS					9144
100 U KINGDOM		542		4231	
400 U STATES		2699		45582	
		3241		49813	
ARTICLES FOR THE BLIND					9145
100 U KINGDOM		346		2168	
306 BELGIUM				500	
376 SWITZRLND				3308	
400 U STATES		3311		38130	
		3657		44106	

## IMPORTS INTO CANADA FOR CONSUMPTION

Articles and Countries from which Imported	MONTH OF OCTOBER 1950		TEN MONTHS ENDED OCTOBER 1950		Class Number
	Quantities	Values (\$)	Quantities	Values (\$)	
OPTICAL AND PHILOSOPHICAL INST					9146
100 U KINGDOM		15402		197235	
234 AUSTRALIA				661	
306 BELGIUM				2254	
317 CZECHO S				2222	
318 DENMARK				735	
323 EL SALVD				162	
327 FRANCE		6988		104830	
335 GERMANY		7631		77785	
344 ITALY		60		168	
347 JAPAN		11702		78028	
359 NORWAY		305		305	
375 SWEDEN				13050	
376 SWITZRLNO		41		53127	
400 U STATES		218719		1896026	
		260848		2426588	
PROFESSIONAL CAMERAS AND PARTS					9147
100 U KINGDOM		4705		10482	
327 FRANCE				59	
335 GERMANY		309		1393	
344 ITALY				155	
376 SWITZRLND				1037	
400 U STATES		18200		311121	
		23214		324247	
EDUCATIONAL FILMS					9148
100 U KINGDOM		9732		24509	
215 INDIA		19		34	
306 BELGIUM				320	
327 FRANCE		10		5600	
354 NETHRLNDS				169	
400 U STATES		31501		338745	
		41262		369377	
CINEMATOGRAPH CAMERAS					9149
400 U STATES				13275	
				13275	
SURGICAL INSTRUMENTS					9150
100 U KINGDOM		12444		107057	
305 AUSTRIA				42	
327 FRANCE		2479		13943	
335 GERMANY		6934		84931	
344 ITALY				15872	
347 JAPAN				14187	
354 NETHRLNDS		2225		2225	
375 SWEDEN		1105		48128	
376 SWITZRLNO				5588	
400 U STATES		272041		2591032	
		297228		2883005	
RACING SHELLS OR OARS					9151
NO				731	
100 U KINGDOM				153	
234 AUSTRALIA			1	336	
376 SWITZRLND	1	336	1	490	
400 U STATES				1710	
	1	336	2		
BOATS OPEN PLEASURE					9152
NO				8844	
100 U KINGDOM	1	77	40	205	
327 FRANCE			1	99	
375 SWEDEN			1	27820	
400 U STATES	37	3884	278	36968	
	38	3961	320		
LAUNCHES PLEASURE MOTIVE POWER					9153
NO				9645	
100 U KINGDOM	4	9645	4	1000	
227 BAHAMAS			1	41681	
400 U STATES	5	17450	34	52326	
	9	27095	39		
MATERIALS EXWHOUSE FOR VESSELS					9154
SHIPS AND VESSELS REPAIRS ON					9158
334 ST PIERRE		266		2899	
372 SPAIN				2400	
381 ALASKA		90		175	
400 U STATES		1745		38924	
		2101		44398	
SHIPS FOREIGN BUILT COASTAL					9156
NO				55000	
375 SWEDEN			1	382975	
400 U STATES			6	437975	
			7		
VESSELS FOREIGN BUILT N O P					9157
100 U KINGDOM		22528		95418	
400 U STATES		36021		698386	
		58549		793804	
BUGGIES CUTTERS VEHICLES N O P					9162
NO				2284	
100 U KINGDOM			65	120155	
400 U STATES	177	10350	1792	122439	
	177	10350	1857		
CHILDRENS CARRIAGES AND PARTS					9163
NO				6490	
100 U KINGDOM	2	134	558	281	
344 ITALY			10	54	
376 SWITZRLND	1	54	1	4980	
400 U STATES	33	246	410	11805	
	36	434	979		
CHILDRENS SLEDS VEHICLES N O P					9164
NO				4733	
100 U KINGDOM		409		238376	
400 U STATES		25495		243109	
		25904			
SLEIGHS N O P AND PARTS					9165
NO					

Articles and Countries from which Imported	MONTH OF OCTOBER 1950		TEN MONTHS ENDED OCTOBER 1950		Class Number
	Quantities	Values (\$)	Quantities	Values (\$)	
WAGONS AND BLEOS FARM AND PTS 400 U STATES	NO 142	23220	3330	478712	9166
WAGONS FREIGHT DRAYS AND PARTS 400 U STATES	NO 142	23220	3330	478712	9167
WHEELBARROWS HAND TRUCKS CARTS 100 U KINGDOM 375 SWEODEN 400 U STATES	NO 96	1211	1184	11197	9168
TRUCKS AND CARS M O P 100 U KINGDOM 400 U STATES	NO 3453	61146	41401	601698	9169
TRAILERS FOR MOTOR VEHICLES 100 U KINGDOM 400 U STATES	NO 5	15700	20	32287	9170
AIRCRAFT NOT OVER 1500 LB WT 400 U STATES	NO 4	3939	59	199001	9171
AIRCRAFT 1501 TO 3000 LB WT 400 U STATES	NO 1	14522	13	76141	9172
AIRCRAFT 3001 TO 7500 LB WT 100 U KINGDOM 400 U STATES	NO 1	41064	2	81347	9173
AIRCRAFT OVER 7500 LB WEIGHT 400 U STATES	NO 1	41064	6	206916	9174
AIRCRAFT PTS EXCLUDING ENG PTS 100 U KINGDOM 234 AUSTRALIA 381 ALASKA 400 U STATES	NO 114394	33	1451076	7295	9175
PAINTINGS UNDER 20 DOLLARS 100 U KINGDOM 305 AUSTRIA 327 FRANCE 335 GERMANY 344 ITALY 354 NETHRLNDS 400 U STATES	NO 96	729	586	4068	9181
PAINTINGS 20 DOLLARS OR OVER 100 U KINGDOM 234 AUSTRALIA 305 AUSTRIA 306 BELGIUM 317 CZECHO S 327 FRANCE 335 GERMANY 344 ITALY 354 NETHRLNDS 376 SWITZRLNO 400 U STATES	NO 266	889	1673	9002	9182
STATUES AND STATUETTES M O P 100 U KINGDOM 215 INDIA 231 HONG KONG 313 CHINA 317 CZECHO S 318 DENMARK 326 FINLAND 327 FRANCE 335 GERMANY 344 ITALY 347 JAPAN 354 NETHRLNDS 366 PORTUGAL 376 SWITZRLND 400 U STATES	NO 4124	38	35166	262	9183
PORCELAIN STATUES STATUETTES 100 U KINGDOM 231 HONG KONG 305 AUSTRIA 313 CHINA 317 CZECHO S 318 DENMARK 326 FINLAND 327 FRANCE 335 GERMANY 340 HUNGARY 344 ITALY 347 JAPAN 352 MEXICO 354 NETHRLNDS 375 SWEODEN 376 SWITZRLNO 400 U STATES	NO 58169	701	569542	19938	9184

## IMPORTS INTO CANADA FOR CONSUMPTION

Articles and Countries from which Imported	MONTH OF OCTOBER 1950		TEN MONTHS ENDED OCTOBER 1950		Class Number
	Quantities	Values (\$)	Quantities	Values (\$)	
SCULPTURES CANADIAN MODELS					9188
344 ITALY				3291	
400 U STATES				1326	
				4617	
MATERIAL FOR HARD METAL COMPS					9187
100 U KINGDOM		514		5971	
400 U STATES		45013		277883	
		45527		283854	
MATERIALS FOR CYANIDE MFR					9190
400 U STATES		409		1283	
		409		1283	
ARTICLES FOR FERTILIZER MFR					9191
100 U KINGDOM				617	
400 U STATES		240		21353	
		240		21270	
ARTICLES FOR GOVERNOR GENERAL					9192
100 U KINGDOM		483		3426	
327 FRANCE				583	
372 SPAIN				174	
400 U STATES				74	
		483		4257	
ARTICLES FOR CONSULS					9193
100 U KINGDOM		4219		88702	
207 UN SO AFR				11388	
215 INDIA		75		1142	
216 PAKISTAN				170	
221 S GUIANA				11	
223 BARBADOS				433	
224 JAMAICA				131	
225 TRINIDAD		62		203	
227 BAHAMAS				12	
234 AUSTRALIA		334		4284	
236 NEW ZEAL				6000	
304 ARGENTINA				12950	
306 BELGIUM		328		4036	
309 BRAZIL				1090	
312 CHILE				1030	
313 CHINA				22	
316 CUBA				8375	
317 CZECHO S		581		7481	
318 DENMARK		55		6090	
320 DOM REP				75	
326 FINLAND				450	
327 FRANCE		4461		37077	
334 ST PIERRE				894	
335 GERMANY		700		3493	
336 GREECE				96	
338 HAITI				60	
344 ITALY		34		4197	
352 MEXICO				312	
354 NETHRLNDS		223		13796	
357 NETH AMT				407	
359 NORWAY				80	
360 ISRAEL				2000	
363 PERU		365		865	
365 POLAND				835	
366 PORTUGAL		214		853	
372 SPAIN		120		3660	
375 SWEDEN				30128	
376 SWITZRLMD		60		4124	
379 TURKEY				600	
380 USSR		100		3628	
388 YUGO SLAV				10366	
400 U STATES		102707		885548	
		114638		1157294	
ARTICLES IMPERIAL ARMY NAVY					9194
100 U KINGDOM		29775		293456	
220 BERMUDA		130		130	
366 PORTUGAL				11	
400 U STATES		157		69977	
		30062		363574	
CANADIAN GOODS RETURNED					9198
100 U KINGDOM		56178		277647	
203 S E AFR		279		1125	
204 S RHOD				271	
207 UN SO AFR		943		6750	
215 INDIA				225	
218 MALAYA				84902	
220 BERMUDA		1350		10189	
221 S GUIANA		241		1501	
223 BARBADOS		113		4613	
224 JAMAICA		1103		16392	
225 TRINIDAD				6246	
227 BAHAMAS				718	
228 LEEW WIND				427	
231 HONG KONG				30424	
232 MALTA				759	
234 AUSTRALIA				40737	
236 NEW ZEAL				7379	
304 ARGENTINA				217	
306 BELGIUM				18092	
307 BEL CONGO				48	
309 BRAZIL				2417	
313 CHINA				163	
314 COLOMBIA				2152	
316 CUBA				606	
318 DENMARK		5600		11655	

IMPORTS INTO CANADA FOR CONSUMPTION

Articles and Countries from which Imported	MONTH OF OCTOBER 1950		TEN MONTHS ENDED OCTOBER 1950		Class Number
	Quantities	Values (\$)	Quantities	Values (\$)	
320 DOM REP				1050	
327 FRANCE		325		1318	
332 FR W IND				90	
334 ST PIERRE		136		3070	
335 GERMANY		2165		65196	
338 HAITI				668	
339 HONDURAS				685	
341 ICELAND		395		9472	
344 ITALY		1250		8050	
347 JAPAN				93733	
352 MEXICO		4020		8707	
354 NETHRLNDS		256		7114	
359 NORWAY				990	
360 ISRAEL		2000		2000	
365 POLAND				100	
366 PDRUGAL				438	
375 SWEDEN				66583	
376 SWITZRLND		9198		15931	
381 ALASKA		1062		1662	
383 HAWAII				20000	
387 VENEZUELA				6462	
389 IRELAND				5675	
400 U STATES		260728		4371162	
		347342		5215811	
EXWAREHOUSED SHIPS STORES NOP					9197
100 U KINGDOM		1878		90099	
221 G GUIANA		207		11081	
223 BARBADOS		27		344	
224 JAMAICA				170	
225 TRINIDAD				102	
227 BAHAMAS				65	
234 AUSTRALIA				426	
316 CUBA				40	
318 DENMARK		1100		8060	
327 FRANCE		72		701	
344 ITALY		29		78	
354 NETHRLNDS				47	
366 PORTUGAL				185	
372 SPAIN		18		22281	
384 P RICO				46	
400 U STATES		21571		138840	
		24902		272565	
ARTICLES EXWHOUSE FOR EXCISE					9198
BATTERY JARS GLASS OR RUBBER					9199
100 U KINGDOM				1600	
400 U STATES		76111		466359	
		76111		467959	
ARTICLES FOR BINDER TWINE MFR					9200
400 U STATES				607	
				607	
CASUAL DONATIONS					9201
100 U KINGDOM		50		310	
220 BERMUDA				3660	
231 HONG KONG				15	
306 BELGIUM				20	
327 FRANCE				15	
354 NETHRLNDS				50	
400 U STATES		4766		162682	
		4816		166759	
CORSET CLASPS STEELS WIRES					9202
100 U KINGDOM				3862	
400 U STATES		892		10328	
		892		14190	
FEATHERS FLOWERS ART FOR HATS					9204
100 U KINGDOM		949		8408	
317 CZECHO S		23646		140549	
327 FRANCE		10247		131606	
335 GERMANY		6101		31348	
344 ITALY		54		4280	
347 JAPAN		4469		64624	
376 SWITZRLND				89	
400 U STATES		7707		61440	
		53173		442344	
LIFEBOATS LIFESAVING APPARATUS					9205
400 U STATES				655	
				655	
INTERNATIONAL BRIDGE MATERIAL					9206
MINERS RESCUE APPLIANCES					9207
100 U KINGDOM				7697	
400 U STATES		95129		776515	
		95129		784212	
MATERIALS FOR TEXTILE PRINTING					9208
100 U KINGDOM		6233		46723	
327 FRANCE				977	
400 U STATES		16943		139429	
		23176		187129	
SALTS OF THORIUM OR CERIUM					9209
400 U STATES		6305		33959	
		6305		33959	
SPURS AND STILTS					9210
400 U STATES		2799		16115	
		2799		16115	

## IMPORTS INTO CANADA FOR CONSUMPTION

Articles and Countries from which Imported	MONTH OF OCTOBER 1950		TEN MONTHS ENDED OCTOBER 1950		Class Number
	Quantities	Values (\$)	Quantities	Values (\$)	
VACCINE AND PLASMA CONTAINERS 400 U STATES		2058		52849	9212
		2058		52849	
GOODS FREE BY ORDER IN COUNCIL					9213
100 U KINGDOM		6710		130034	
225 TRINIDAD				17680	
306 BELGIUM				386	
327 FRANCE		1334		9835	
336 GREECE				1696	
381 ALASKA				250	
400 U STATES		98976		2064450	
		107020		2224331	
ARTICLES FOR MFR TOBACCO PIPES					9214
100 U KINGDOM				44	
328 FR AFRICA		100		803	
344 ITALY		302		302	
372 SPAIN				1846	
400 U STATES		175		11212	
		577		14207	
SAFETY GLASS SHEET ADHESIVES					9215
400 U STATES		88414		583371	
		88414		583371	
AUTOMOBILE ACCESSORIES TOURIST					9221
100 U KINGDOM				38	
400 U STATES		40504		248740	
		40504		248778	
AUTOMOBILE TIRES TUBES TOURIST					9222
400 U STATES		17474		130380	
		17474		130380	
BOOTS AND SHOES TOURIST					9223
100 U KINGDOM		1373		8482	
220 BERMUDA				199	
227 BAHAMAS		18		63	
306 BELGIUM				26	
327 FRANCE		32		104	
344 ITALY		6		56	
359 NORWAY				10	
381 ALASKA		10		48	
400 U STATES		359269		2329399	
		360708		2338387	
CLOTHING TOURIST					9224
100 U KINGDOM		12390		101621	
220 BERMUDA				1809	
223 BARBADOS				40	
224 JAMAICA				621	
227 BAHAMAS		117		676	
306 BELGIUM				276	
316 CUBA				14	
327 FRANCE		309		1950	
335 GERMANY				57	
344 ITALY		9		631	
354 NETHRLNDS		56		325	
359 NORWAY				8	
376 SWITZRLND				133	
381 ALASKA		151		246	
400 U STATES		1993448		12825182	
		2006480		12933589	
RADIO SETS TOURIST					9225
100 U KINGDOM	NO	3	22	942	
400 U STATES		5251	37205	1127013	
		5254	37227	1127955	
APPLIANCES FURNISHINGS TOURIST					9226
100 U KINGDOM		404		24911	
220 BERMUDA				41	
223 BARBADOS				100	
306 BELGIUM				259	
327 FRANCE		112		599	
344 ITALY				188	
354 NETHRLNDS		93		171	
364 PHIL				23	
375 SWEDEN				119	
400 U STATES		554588		3252076	
		555197		3278487	
OTHER TOURIST PURCHASES					9227
100 U KINGDOM		22680		151455	
207 UN SO AFR				26	
220 BERMUDA				2703	
223 BARBADOS				144	
224 JAMAICA		76		836	
225 TRINIDAD				42	
227 BAHAMAS		268		622	
306 BELGIUM		54		1439	
309 BRAZIL				33	
318 DENMARK				102	
327 FRANCE		1508		10522	
335 GERMANY				681	
344 ITALY		156		5252	
352 MEXICO		27		151	
354 NETHRLNDS		75		424	
359 NORWAY		45		155	
375 SWEDEN				346	
376 SWITZRLND				329	
381 ALASKA		335		622	
387 VENEZUELA				84	
400 U STATES		1078907		6791218	
		1104131		6967186	



IMPORTS INTO CANADA FOR CONSUMPTION

Articles and Countries from which Imported	MONTH OF OCTOBER 1950		TEN MONTHS ENDED OCTOBER 1950		Class Number
	Quantities	Values (\$)	Quantities	Values (\$)	
CARTRIDGES SHDT GUN SHELLS 100 U KINGDOM 359 NORWAY 400 U STATES				2641 569 3755 6299 9509	9237
DEXTRDSE SOLUTIONS THERAPEUTIC 400 U STATES		9557		118262	9238
METALLIC CARTRIDGES AMMUNITION 100 U KINGDOM 234 AUSTRALIA 317 CZECHO S 400 U STATES		911 8153 9064		22722 4701 2609 26043 56075	9239
BLACKBOARDS DF SLATE OR PAPER 344 ITALY 400 U STATES		23953		10027 215317 225344	9240
PRESENTATIONS FOR LIFE SAVING 400 U STATES		23953		410	9241
BIDLOGICAL PRODUCTS N O P 100 U KINGDOM 234 AUSTRALIA 304 ARGENTINA 318 DENMARK 327 FRANCE 376 SWITZRLND 400 U STATES		1630 143886 145516		21263 6487 4084 2386 1350 2060 974508 1012138	9242
BASKETS OF ALL KINDS N D P 100 U KINGDOM 224 JAMAICA 231 HONG KDNG 306 BELGIUM 313 CHINA 317 CZECHO S 327 FRANCE 335 GERMANY 340 HUNGARY 344 ITALY 347 JAPAN 352 MEXICO 365 POLAND 366 PDRUGAL 367 AZDRES 375 SWEDEN 400 U STATES		497 100 484 12414 2466 1203 559 284 130 2533 2252 22922		7336 775 3447 67407 371 11306 1781 7983 8616 14148 17995 279 5146 3498 8700 88 25973 184849	9243
COMMUNION SETS CHURCH ARTICLES 100 U KINGDOM 231 HDNG KDNG 306 BELGIUM 313 CHINA 317 CZECHO S 327 FRANCE 335 GERMANY 344 ITALY 347 JAPAN 354 NETHRLNDS 372 SPAIN 389 IRELAND 400 U STATES		1090 351 2468 9712 54 5834 6111 36632 62252		8131 200 7395 2269 40668 152426 1688 94294 34107 699 5481 3360 324621 675339	9244
CARTRIDGE CASES GUN WADS CAPS 100 U KINGDOM 359 NORWAY 400 U STATES		676		6317 1992 9677 17986	9246
CARTRIDGES AMMUNITION N O P 100 U KINGDOM 359 NORWAY 400 U STATES		676 25413 25413		615348 719 48068 664135	9247
DAMAGED GOODS N O P					9248
ELECTRICAL ENERGY 400 U STATES	KWH 1322428 1322428	17979 17979	118461209 118461209	407932 407932	9249
EXPRESS PARCELS 100 U KINGDOM 231 HDNG KDNG 234 AUSTRALIA 306 BELGIUM 327 FRANCE 335 GERMANY 344 ITALY 347 JAPAN 354 NETHRLNDS 376 SWITZRLND 381 ALASKA 400 U STATES		526 51 299351 299928		7866 810 9 1513 357 74 27 279 545 227 10 3232307 3244024	9250
ICE 400 U STATES		4197 4197		41494 41494	9251

## IMPORTS INTO CANADA FOR CONSUMPTION

Articles and Countries from which Imported	MONTH OF OCTOBER 1950		TEN MONTHS ENDED OCTOBER 1950		Class Number
	Quantities	Values (\$)	Quantities	Values (\$)	
INCUBATORS BROODERS AND PARTS	NO				9252
234 AUSTRALIA			1	804	
400 U STATES	564	14096	5443	240890	
	564	14096	5444	241694	
IRON SAND PRESSURE BLASTING					9253
100 U KINGDOM		2491		38983	
400 U STATES		45938		411498	
		48429		450481	
ALABASTER SPAR AMBER ORNAMENTS					9255
100 U KINGDOM		8486		60652	
231 HONG KONG		146		1370	
305 AUSTRIA				153	
317 CZECHO S		276		2031	
318 DENMARK				75	
327 FRANCE		30		4505	
335 GERMANY		15287		63589	
344 ITALY		1103		8476	
347 JAPAN		21651		94237	
354 NETHRLNDS		17		17	
365 POLAND				68023	
400 U STATES		2489		9824	
		49485		312952	
MACHINE CARD CLOTHING					9256
100 U KINGDOM		42		14107	
400 U STATES		2279		25308	
		2321		39415	
PENCILS LEAD NON PROPELLING	GROSS				9257
100 U KINGDOM	228	1069	496	2106	
327 FRANCE			4	58	
335 GERMANY			518	2630	
347 JAPAN	100	94	2100	1401	
400 U STATES	524	1181	6676	30119	
	852	2344	9794	36314	
PENCILS LEAD N O P					9258
100 U KINGDOM		2274		6673	
327 FRANCE		88		522	
335 GERMANY		1003		10528	
347 JAPAN				2474	
376 SWITZRLND				751	
400 U STATES		26397		135287	
		29762		156235	
PENS FOUNTAIN					9259
100 U KINGDOM				1765	
327 FRANCE				201	
335 GERMANY				154	
400 U STATES		18706		98452	
		18706		100572	
PENS N O P PENHOLDERS RULERS					9260
100 U KINGDDM		4086		39920	
231 HONG KONG		51		150	
327 FRANCE				589	
335 GERMANY				160	
376 SWITZRLND				52	
400 U STATES		34341		185024	
		38478		225895	
POST OFFICE PARCELS					9261
100 U KINGDOM		1744		30001	
207 UN SO AFR		648		648	
224 JAMAICA				36	
231 HONG KONG		1048		4393	
234 AUSTRALIA				398	
236 NEW ZEAL		376		492	
306 BELGIUM				3192	
313 CHINA		18		1581	
318 DENMARK				63	
327 FRANCE		10		1059	
335 GERMANY				194	
344 ITALY				211	
347 JAPAN		50		1234	
352 MEXICO				434	
354 NETHRLNDS		16		33	
376 SWITZRLND				102	
381 ALASKA				32	
400 U STATES		415506		3967213	
		419416		4011316	
PRECIOUS STONES NOT MOUNTED					9262
100 U KINGDDM		6199		159356	
215 INDIA		326		1303	
231 HONG KONG		107		1691	
234 AUSTRALIA		559		11283	
305 AUSTRIA		25576		143262	
306 BELGIUM				4064	
309 BRAZIL				298	
313 CHINA				152	
317 CZECHO S		7438		101615	
327 FRANCE		6261		66992	
335 GERMANY		10835		113746	
344 ITALY		301		13019	
347 JAPAN		18869		105223	
352 MEXICO		11014		61423	
371 SIAM		3375		8854	
372 SPAIN		293		10166	
376 SWITZRLND		316		16328	
400 U STATES		94161		684326	
		185650		1503101	
PULLEYS BELT POWER TRANS NOP					9263
100 U KINGDOM		1271		8568	

Articles and Countries from which Imported	MONTH OF OCTOBER 1950		TEN MONTHS ENDED OCTOBER 1950		Class Number
	Quantities	Values (\$)	Quantities	Values (\$)	
400 U STATES		68880		446071	
SETTLERS EFFECTS		70151		454639	9264
100 U KINGDOM		148068		1435205	
203 B E AFR				1350	
207 UN SO AFR		8760		32324	
210 G COAST				1200	
211 NIGERIA				500	
215 INDIA		8500		30122	
216 PAKISTAN				800	
218 MALAYA				6610	
220 BERMUDA		2270		10595	
221 B GUIANA		3750		19611	
223 BARBAOOS		4600		8150	
224 JAMAICA		350		12940	
225 TRINIDAD				7580	
227 BAHAMAS		665		6369	
228 LEEW WIND		300		1600	
230 GIBRALTAR				1055	
231 HONG KONG		3175		56690	
232 MALTA		1075		4710	
234 AUSTRALIA		200		42159	
236 NEW ZEAL		450		6595	
303 ARABIA		1500		1500	
304 ARGENTINA				18835	
305 AUSTRIA		50		37701	
306 BELGIUM		14682		74960	
308 BOLIVIA				650	
309 BRAZIL		12500		18828	
312 CHILE		4475		4575	
313 CHINA		2800		79530	
314 COLOMBIA		1525		33480	
316 CUBA		500		1100	
317 CZECHOS		19085		61856	
318 DENMARK		615		26575	
320 DOM REP				1900	
321 ECUADOR				10005	
322 EGYPT		200		845	
324 ESTONIA		4585		7735	
325 ETHIOPIA		600		600	
326 FINLAND		4500		4900	
327 FRANCE		25134		116648	
328 FR AFRICA				2300	
331 FR OCEANIA				2500	
334 ST PIERRE				100	
335 GERMANY		56137		318498	
336 GREECE				7114	
337 GUATEMALA		500		700	
338 HAITI				2030	
340 HUNGARY		300		4030	
341 ICELAND				50	
342 IRAN				150	
344 ITALY		12275		36748	
347 JAPAN		4000		6000	
349 LATVIA				566	
352 MEXICO				10628	
354 NETHERLANDS		55104		843650	
355 INDONESIA				5130	
357 NETH ANT		9000		10468	
359 NORWAY		1000		9650	
360 ISRAEL				14775	
361 PANAMA				100	
363 PERU		2500		27270	
364 PHIL				1400	
365 POLAND		1395		11320	
366 PORTUGAL				500	
370 ROUMANIA		255		895	
372 SPAIN				1300	
375 SWEDEN		24580		90522	
376 SWITZERLAND		21960		98310	
377 SYRIA				5750	
381 ALASKA				3994	
383 HAWAII				11413	
384 PRICO				1000	
387 VENEZUELA				5359	
388 YUGOSLAV		960		1335	
389 IRELAND				11315	
400 U STATES		628684		6469541	
SHOW CASES AND METAL PARTS		1093564		10204799	9265
100 U KINGDOM		11		1164	
335 GERMANY				438	
400 U STATES		5902		64583	
SIGNS LETTERS OTHER THAN PAPER		5913		66185	9266
100 U KINGDOM		1299		12139	
306 BELGIUM				65	
327 FRANCE				32	
354 NETHERLANDS		225		315	
376 SWITZERLAND				306	
400 U STATES		31759		240805	
MEASURING RULES AND TAPES		33283		253662	9267
100 U KINGDOM		13218		130489	
327 FRANCE				177	
335 GERMANY		2237		24984	

## IMPORTS INTO CANADA FOR CONSUMPTION

Articles and Countries from which Imported	MONTH OF OCTOBER 1950		TEN MONTHS ENDED OCTOBER 1950		Class Number
	Quantities	Values (\$)	Quantities	Values (\$)	
347 JAPAN		202		2203	
354 NETHRLNDS				7495	
376 SWITZRLND				640	
400 U STATES		64857		540116	
		80514		706104	
WASTE AND JUNK N O P	CWT				9269
100 U KINGDOM	49	187	197	681	
400 U STATES	14801	48408	157494	213704	
	14850	48595	157691	214388	
WAX VEGETABLE AND MINERAL NOP	LB				9270
100 U KINGDOM			328	76	
309 BRAZIL	226566	197836	1806603	1638589	
314 COLOMBIA			200	99	
316 CUBA			968	321	
335 GERMANY	17781	2772	63227	10186	
352 MEXICO	2767	1972	53453	28908	
365 POLAND			11000	1706	
400 U STATES	34603	11263	583624	233073	
	281717	213843	2519403	1912958	
WAX AND MANUFACTURES N O P					9271
100 U KINGDOM		21		2494	
215 INDIA				2496	
327 FRANCE				1282	
335 GERMANY				2633	
400 U STATES		15079		123074	
		15100		131979	
WHIPS AND PARTS					9272
100 U KINGDOM		512		3389	
400 U STATES		277		2893	
		789		6282	
WINDOW CORNICES CORNICE POLES					9273
100 U KINGDOM				405	
400 U STATES				218	
				623	
UNENUMERATED ARTICLES					9274
400 U STATES		6700		30711	
		6700		30711	

IMPORTS INTO CANADA FOR CONSUMPTION

Changes affecting Previous Reports  
Cumulative Totals adjusted in November Report

1950  
Import  
List No.10

---

MONTH OF OCTOBER, 1950

Class Number

6012 - Deduct from United States.....	4,160 lb.	\$ 115
6015 - Add to United States.....	-	\$ 115

---



DOMINION BUREAU OF STATISTICS  
DEPARTMENT OF TRADE AND COMMERCE

TRADE OF CANADA

**IMPORTS**

NOVEMBER, 1950

AND

ELEVEN MONTHS ENDED NOVEMBER, 1950

Published by Authority of the Rt. Hon. C. D. Howe  
Minister of Trade and Commerce

PREPARED IN THE EXTERNAL TRADE SECTION,  
INTERNATIONAL TRADE DIVISION,  
DOMINION BUREAU OF STATISTICS, OTTAWA

Price \$5 a year  
Single copies 50 cents

10-4030  
Vol. 7, No. 11

1050-2-51

73142-1





## TABLE OF CONTENTS

	Page
EXPLANATORY NOTES.....	2
KEY TO ABBREVIATIONS OF COUNTRIES.....	3
SUMMARY TABLES:	
Imports into Canada for Consumption, by Countries.....	4
Imports into Canada for Consumption, by Main Groups .....	6
DETAILED TABLES:	
Imports for Consumption, by Articles and Countries:	
Agricultural and Vegetable Products (except Chemicals, Fibres and Wood):	Class Number
A – Mainly Food.....	1 to 390
B – Other than Food.....	1501 to 1846
Animals and Animal Products (except Chemicals and Fibres).	2012 to 2348
Fibres, Textiles and Textile Products .....	3001 to 3574
Wood, Wood Products and Paper.....	4002 to 4311
Iron and Its Products.....	5001 to 5732
Non-Ferrous Metals and Their Products (except Gold) .....	6001 to 6256
Non-Metallic Minerals and Their Products (except Chemicals)	7001 to 7303
Chemicals and Allied Products.....	8001 to 8436
Miscellaneous Commodities .....	9000 to 9274

## EXPLANATORY NOTES

1. In all the tables of imports in this Report, the quantities and values are based upon the declarations of importers (import entries), as subsequently checked by Customs officials.
2. Weight, where shown is the net weight of the goods, that is, it excludes the weight of the covers or receptacles, except in cases of certain goods, as provided in the Customs Tariff.
3. The expression "ton" means 2,000 pounds, and "cwt." 100 pounds, avoirdupois. Where other units of quantity are used, Imperial standards apply.
4. In this Report are trade items such as "Engines, gas, n.o.p., and parts", which show both quantities and values. In the item "Engines, gas, n.o.p., and parts", the quantity represents the number of complete gas engines only, while the value represents not only the value of the specified number of complete gas engines but also the value of all kinds of "Parts" of gas engines; therefore, in this item, and in similar items, the average value per unit cannot be ascertained.
5. "Imports" means "Imports entered for Consumption". "Entered for Consumption" does not imply that the goods have been actually consumed in Canada, but that they have passed into the custody of the importer and that duty has been paid on the dutiable portion.
6. For statistical purposes, the value of merchandise imported, as shown in this Report, is the value as determined for Customs duty purposes. In most cases, this would be the invoice value of the goods converted to Canadian dollars at authorized exchange ratios. The value does not include charges such as freight, insurance, handling, duties or taxes.
7. Imports into Canada are classified as received from the countries whence they were consigned to Canada. The countries of consignment are the countries from which the goods have come, without interruption of transit, except in the course of transshipment or transfer from one conveyance to another. The countries whence goods are consigned are not necessarily the countries of actual origin, since goods produced in one country may be purchased by a firm in another country and thence despatched, after a longer or shorter interval, to Canada. In such cases the second country would be the country of consignment to which the goods would be credited. An example is the case of tea grown in the Orient but purchased in the bonded market in London, England; Canadian statistics record such imports as coming from the United Kingdom.
8. The initials "N.O.P." mean "not otherwise provided for".
9. Some of the descriptions of articles used in this Report are abbreviated and incomplete due to lack of space and mechanical limitations. Full descriptions are shown in the annual printed report of the Trade of Canada.
10. Throughout this Report, figures are subject to revision.
11. The Foreign Trade of Newfoundland is included as from April 1, 1949.

## KEY TO ABBREVIATIONS OF COUNTRIES

U Kingdom.....	United Kingdom	Fr Africa.....	French Africa
Ireland.....	Ireland	Fr E Ind.....	French East Indies
Aden.....	Aden	Fr Guiana.....	French Guiana
B E Afr.....	British East Africa	Fr Oceana.....	French Oceania
S Rhod.....	Southern Rhodesia	Fr W Ind.....	French West Indies
N Rhod.....	Northern Rhodesia	Madagascar.....	Madagascar
Un So Afr.....	Union of South Africa	St. Pierre.....	St. Pierre and Miquelon
B S A Other.....	Other British South Africa	Germany.....	Germany
Gambia.....	Gambia	Greece.....	Greece
G Coast.....	Gold Coast	Guatemala.....	Guatemala
Nigeria.....	Nigeria	Haiti.....	Haiti (Republic of)
S Leone.....	Sierra Leone	Honduras.....	Honduras
B W A Other.....	Other British West Africa	Hungary.....	Hungary
A E Sudan.....	Anglo-Egyptian Sudan	Iceland.....	Iceland
India.....	India	Iran.....	Iran
Pakistan.....	Pakistan	Iraq.....	Iraq
Ceylon.....	Ceylon	Italy.....	Italy
Malaya.....	Federation of Malaya	Tripoli.....	Tripoli
B E I Other.....	Other British East Indies	Ital Afr.....	Other Italian Africa
Bermuda.....	Bermuda	Japan.....	Japan
B Guiana.....	British Guiana	Korea.....	Korea
B Hond.....	British Honduras	Latvia.....	Latvia
Barbados.....	Barbados	Liberia.....	Liberia
Jamaica.....	Jamaica	Lithuania.....	Lithuania
Trinidad.....	Trinidad and Tobago	Mexico.....	Mexico
Bahamas.....	Bahamas	Morocco.....	Morocco
Leew Wind.....	Leeward and Windward Islands	Nethrinds.....	Netherlands
Falkland.....	Falkland Islands	Indonesia.....	Indonesia
Gibraltar.....	Gibraltar	Surinam.....	Surinam
Hong Kong.....	Hong Kong	Neth Ant.....	Netherlands Antilles
Malta.....	Malta	Nicaragua.....	Nicaragua
Australia.....	Australia	Norway.....	Norway
Fiji.....	Fiji	Israel.....	Israel
New Zeal.....	New Zealand	Panama.....	Panama
B Oceania.....	Other British Oceania	Paraguay.....	Paraguay
Afghan.....	Afghanistan	Peru.....	Peru
Albania.....	Albania	Phil.....	Philippine Islands
Arabia.....	Arabia	Poland.....	Poland
Argentina.....	Argentina	Portugal.....	Portugal
Austria.....	Austria	Azores.....	Azores and Madeira
Belgium.....	Belgium and Luxembourg	Port Afr.....	Portuguese Africa
Bel Congo.....	Belgian Congo	Port Asia.....	Portuguese Asia
Bolivia.....	Bolivia	Roumania.....	Roumania
Brazil.....	Brazil	Siam.....	Siam
Bulgaria.....	Bulgaria	Spain.....	Spain
Burma.....	Burma	Canary Is.....	Canary Islands
Chile.....	Chile	Span Afr.....	Spanish Africa
China.....	China	Sweden.....	Sweden
Colombia.....	Colombia	Switzerlnd.....	Switzerland
C Rica.....	Costa Rica	Syria.....	Syria
Cuba.....	Cuba	Jordan.....	Jordan
Czecho S.....	Czechoslovakia	Turkey.....	Turkey
Denmark.....	Denmark	U S S R.....	U.S.S.R. (Russia)
Greenland.....	Greenland	Alaska.....	Alaska
Dom Rep.....	Dominican Republic	Virgin Is.....	American Virgin Islands
Ecuador.....	Ecuador	Hawaii.....	Hawaii
Egypt.....	Egypt	P Rico.....	Puerto Rico
El Salvd.....	El Salvador	U S Ocea.....	United States Oceania
Estonia.....	Estonia	Uruguay.....	Uruguay
Ethiopia.....	Ethiopia	Venezuela.....	Venezuela
Finland.....	Finland	Yugo Slav.....	Yugoslavia
France.....	France	U States.....	United States

4 IMPORTS INTO CANADA FOR CONSUMPTION, BY COUNTRIES (EXCLUDING GOLD)

Countries	Month of November		Eleven Months ended November	
	1949	1950	1949	1950
<b>Commonwealth Countries</b>				
United Kingdom.....	26,532,056	40,153,063	286,694,888	372,188,093
Ireland.....	3,693	(b)	65,523	(b)
Aden.....	-	-	883,653	11,875
British East Africa.....	2,629,465	3,026,631	5,407,687	12,651,376
Southern Rhodesia.....	3,900	59,265	797,424	395,552
Northern Rhodesia.....	4,009	5,995	51,978	48,744
Union of South Africa.....	395,578	819,045	3,654,861	4,751,974
Other British South Africa.....	-	-	-	-
Gambia.....	-	-	-	-
Gold Coast.....	-	1,460,517	6,579,051	8,332,144
Nigeria.....	-	500	2,592,827	1,338,092
Sierra Leone.....	1,391	278,174	9,734	293,990
Other British West Africa.....	-	-	-	163
Anglo-Egyptian Sudan.....	4,261	14,150	24,867	53,412
India.....	2,415,010	3,076,775	25,386,931	34,450,742
Pakistan.....	111,769	89,350	1,131,190	1,494,984
Ceylon.....	1,062,123	1,064,745	10,831,354	16,290,040
Federation of Malaya.....	1,246,065	4,804,683	15,337,633	24,263,299
Other British East Indies.....	-	-	21,297	27,454
Bermuda.....	1,997	12,751	139,187	85,689
British Guiana.....	3,388,729	4,348,770	20,661,896	20,412,694
British Honduras.....	2,515	23,693	209,654	222,889
Barbados.....	545,363	410,749	6,932,833	9,888,406
Jamaica.....	759,905	435,221	16,407,531	18,948,158
Trinidad and Tobago.....	768,527	875,804	14,499,491	14,928,872
Bahamas.....	17,044	84,936	726,119	459,864
Leeward and Windward Islands.....	83,246	11,960	283,233	376,551
Falkland Islands.....	-	-	-	-
Gibraltar.....	-	-	-	1,055
Hong Kong.....	164,287	204,422	2,780,281	1,954,826
Malta.....	5,461	2,066	18,393	12,306
Newfoundland.....	-	-	(a) 917,604	-
Australia.....	4,118,705	6,438,413	25,770,976	30,567,843
Fiji.....	437,693	-	7,014,591	8,793,007
New Zealand.....	423,681	2,425,746	8,291,667	10,792,630
Other British Oceania.....	-	-	-	-
<b>Total Commonwealth Countries...</b>	<b>45,126,573</b>	<b>70,127,424</b>	<b>464,124,354</b>	<b>594,036,724</b>
<b>Foreign Countries</b>				
Ireland.....	(o)	11,395	(c)	112,456
Afghanistan.....	255	-	2,569	108,771
Albania.....	-	-	-	-
Arabia.....	1,581,063	2,490,838	9,510,950	26,701,213
Argentina.....	229,129	1,360,366	3,176,803	10,426,930
Austria.....	25,938	107,010	312,898	703,296
Belgium and Luxembourg.....	1,577,820	4,052,320	17,873,381	20,682,232
Belgian Congo.....	146,362	173,779	591,267	1,388,330
Bolivia.....	486,427	9,765	2,038,944	1,343,866
Brazil.....	2,898,847	3,444,474	18,796,676	26,112,030
Bulgaria.....	-	-	500	4,021
Burma.....	-	-	32,340	-
Chile.....	50	19,284	574,557	1,350,873
China.....	131,790	291,291	3,178,911	4,905,155
Colombia.....	1,894,044	1,237,432	11,673,007	12,489,095
Costa Rica.....	210,192	256,450	1,992,870	3,144,794
Cuba.....	2,002,121	425,688	6,309,094	3,753,057
Czechoslovakia.....	306,306	801,067	6,207,566	5,729,394
Denmark.....	173,828	211,865	1,785,076	1,003,681
Greenland.....	-	-	-	-
Dominican Republic.....	-	-	3,775,096	874,745
Ecuador.....	85,893	110,589	1,104,952	1,320,228
Egypt.....	9,761	8,122	151,614	643,998
El Salvador.....	12,210	22,511	1,048,995	842,060
Estonia.....	6,850	21,197	11,110	29,067
Ethiopia.....	7,846	3,591	47,198	23,231
Finland.....	-	9,863	33,531	205,413
France.....	1,169,189	1,815,264	12,084,522	13,141,917
French Africa.....	744	12,814	16,090	539,243
French East Indies.....	-	-	-	-
French Guiana.....	-	-	-	-
French Oceania.....	-	27,320	68,363	476,334
French West Indies.....	-	-	121,018	90
Madagascar.....	-	-	9,112	8,452
St.Pierre and Miquelon.....	998	-	11,282	14,087

(a) January - March, 1949. (b) See Foreign Countries. (c) See Commonwealth countries.

Countries	Month of November		Eleven Months ended November	
	1949	1950	1949	1950
<b>Foreign Countries - Concluded</b>				
Germany.....	519,533	1,515,406	6,584,182	10,063,333
Greece.....	8,962	31,234	130,154	179,401
Guatemala.....	198,484	602,100	5,476,587	5,408,913
Haiti (Republic of).....	40,939	153,784	880,146	1,672,334
Honduras.....	636,099	395,411	6,637,093	5,205,144
Hungary.....	4,230	7,658	71,578	33,140
Iceland.....	11,541	200,000	52,398	232,782
Iran.....	5,932	10,665	276,031	120,878
Iraq.....	338,597	458,907	792,162	563,386
Italy.....	1,292,871	1,665,962	8,606,004	8,461,657
Tripoli.....	-	-	-	-
Other Italian Africa.....	-	2,210	-	2,210
Japan.....	668,393	954,706	4,504,350	10,718,833
Korea.....	-	-	-	34,683
Latvia.....	-	915	3,761	2,573
Liberia.....	-	-	6,890	-
Lithuania.....	-	-	2,380	-
Mexico.....	3,444,875	1,392,896	21,061,033	31,761,734
Morocco.....	9,277	460,014	138,741	640,226
Netherlands.....	388,616	1,184,015	6,467,039	8,439,294
Indonesia.....	71,916	88,985	1,377,858	652,941
Surinam.....	-	155,286	326,398	227,617
Netherlands Antilles.....	424,152	1,280,197	2,932,049	16,071,277
Nicaragua.....	13,547	5,069	165,841	333,260
Norway.....	244,082	314,951	1,158,068	1,339,599
Israel.....	47,585	56,843	460,170	443,836
Panama.....	466,116	162,741	2,127,407	5,376,026
Paraguay.....	-	22,255	364,181	288,451
Peru.....	35,323	538,440	1,724,128	3,743,491
Philippine Islands.....	832,291	513,803	4,081,601	5,585,797
Poland.....	30,195	48,100	173,325	298,735
Portugal.....	310,584	296,123	1,255,536	1,484,983
Azores and Madeira.....	42,976	29,856	521,831	361,891
Portuguese Africa.....	120,998	-	211,994	108,502
Portuguese Asia.....	-	-	-	-
Roumania.....	-	9,796	3,050	18,533
Siam.....	287	109,087	72,112	1,131,449
Spain.....	358,242	536,364	2,223,007	3,321,451
Canary Islands.....	-	-	10,965	6,438
Spanish Africa.....	-	-	-	-
Sweden.....	270,829	704,845	3,198,097	4,544,960
Switzerland.....	1,575,127	1,534,260	9,792,240	13,380,292
Syria.....	3,204	10,681	425,687	54,739
Jordan.....	-	-	-	-
Turkey.....	50,277	125,340	1,148,878	871,491
U.S.S.R. (Russia).....	125	698	10,510	80,260
United States.....	162,727,189	214,769,351	1,800,882,137	1,948,200,026
Alaska.....	28,477	29,327	1,134,550	879,978
American Virgin Islands.....	1,460	2,538	12,234	12,180
Hawaii.....	65,624	8,235	255,225	442,631
Puerto Rico.....	32,115	349,489	491,536	637,223
United States Oceania.....	84,718	-	84,718	114,644
Uruguay.....	148,584	535,742	978,659	2,439,447
Venezuela.....	5,949,415	9,576,212	81,808,723	79,670,409
Yugoslavia.....	21,215	6,523	34,813	102,458
<b>Total Foreign Countries.....</b>	<b>194,482,665</b>	<b>257,781,315</b>	<b>2,083,678,349</b>	<b>2,313,923,595</b>
<b>GRAND TOTAL.....</b>	<b>239,609,238</b>	<b>327,908,739</b>	<b>2,547,802,703</b>	<b>2,907,960,319</b>

IMPORTS INTO CANADA FOR CONSUMPTION FROM ALL COUNTRIES, FROM THE UNITED KINGDOM  
AND FROM THE UNITED STATES, BY MAIN GROUPS (EXCLUDING GOLD)

Main Groups	Month of November		Eleven Months ended November	
	1949	1950	1949	1950
	\$	\$	\$	\$
<u>ALL COUNTRIES</u>				
Agricultural and Vegetable Products (except Chemicals, Fibres and Wood)...	45,153,905	52,421,493	344,390,637	439,702,670
Animals and Animal Products (except Chemicals and Fibres).....	6,152,016	11,220,162	68,747,069	78,548,606
Fibres, Textiles and Textile Products....	25,442,908	38,178,852	308,591,802	329,002,268
Wood, Wood Products and Paper.....	8,349,036	10,043,208	79,466,749	92,035,812
Iron and Its Products.....	61,377,265	92,927,931	831,453,327	905,651,020
Non-Ferrous Metals and Their Products....	18,647,929	23,899,656	159,941,579	196,279,009
Non-Metallic Minerals and Their Products (except Chemicals).....	47,173,565	64,141,205	489,265,816	562,490,000
Chemicals and Allied Products.....	13,140,562	16,218,815	118,904,826	146,271,766
Miscellaneous Commodities.....	14,172,052	18,857,417	147,040,898	157,979,168
Total.....	239,609,238	327,908,739	2,547,802,703	2,907,960,319
<u>UNITED KINGDOM</u>				
Agricultural and Vegetable Products (except Chemicals, Fibres and Wood)...	3,317,981	2,833,076	17,670,768	25,581,502
Animals and Animal Products (except Chemicals and Fibres).....	614,247	1,007,230	5,553,798	8,921,434
Fibres, Textiles and Textile Products....	6,453,786	10,320,243	113,673,172	103,388,374
Wood, Wood Products and Paper.....	259,301	391,055	2,845,110	3,365,764
Iron and Its Products.....	7,420,403	15,595,097	76,346,193	138,505,855
Non-Ferrous Metals and Their Products....	2,873,411	3,180,316	18,816,448	34,874,061
Non-Metallic Minerals and Their Products (except Chemicals).....	2,764,179	2,559,613	25,198,162	27,532,741
Chemicals and Allied Products.....	1,230,897	1,840,242	7,581,673	13,054,268
Miscellaneous Commodities.....	1,597,851	2,426,191	19,009,564	16,964,094
Total.....	26,532,056	40,153,063	286,694,888	372,188,093
<u>UNITED STATES</u>				
Agricultural and Vegetable Products (except Chemicals, Fibres and Wood)...	17,383,748	19,430,176	132,005,074	162,056,497
Animals and Animal Products (except Chemicals and Fibres).....	4,176,892	6,137,981	49,088,152	51,306,924
Fibres, Textiles and Textile Products....	11,514,838	19,687,788	122,472,345	132,078,316
Wood, Wood Products and Paper.....	7,645,979	8,984,915	73,563,589	84,602,927
Iron and Its Products.....	53,191,009	73,860,000	739,785,099	748,992,642
Non-Ferrous Metals and Their Products....	11,829,313	13,452,730	111,576,655	123,592,862
Non-Metallic Minerals and Their Products (except Chemicals).....	34,438,232	45,905,434	353,034,123	395,838,485
Chemicals and Allied Products.....	11,231,530	12,896,695	105,113,064	124,300,035
Miscellaneous Commodities.....	11,315,648	14,413,632	114,244,036	125,431,338
Total.....	162,727,189	214,769,351	1,800,882,137	1,948,200,026

IMPORTS INTO CANADA FOR CONSUMPTION

Articles and Countries from which Imported	MONTH OF NOVEMBER 1950		ELEVEN MONTHS ENDED NOVEMBER 1950		Class Number
	Quantities	Values (\$)	Quantities	Values (\$)	
<b>GROUP 1</b>					
<b>AGRICULTURAL PRODUCTS</b>					
<b>A MAINLY FOOD</b>					
APPLES FRESH	LB				1
236 NEW ZEAL			1353408	69641	
400 U STATES	14255	516	4611552	297166	
	14255	516	5964960	366807	
APRICOTS QUINCES FRESH	LB				2
312 CHILE			7225	855	
400 U STATES	18820	5080	11171037	963139	
	18820	5080	11178262	963994	
BANANAS FRESH	STEM				3
222 B HONO			290	1459	
224 JAMAICA			148	1025	
228 LEEW WIND			1959	5878	
309 BRAZIL			965	3425	
314 COLOMBIA			124550	635954	
315 C RICA	34393	242546	355674	2829332	
316 CUBA			241	1843	
320 DOM KEP			1226	8456	
321 ECUADOR	6297	37658	126185	672668	
337 GUATEMALA	72250	462922	545754	3597707	
338 HAITI	790	2572	36996	111891	
339 HONDURAS	65668	392458	765047	5130226	
352 MEXICO			3406	3800	
361 PANAMA	20052	162741	714767	5375926	
384 P RICO			14	176	
400 U STATES	6	75	558	4046	
	199456	1300972	2677780	18383812	
CHERRIES FRESH	LB				4
400 U STATES			2208742	520244	
			2208742	520244	
CRANBERRIES FRESH	LB				5
400 U STATES	987799	100003	2728743	300432	
	987799	100003	2728743	300432	
GRAPE FRUIT FRESH	LB				6
224 JAMAICA			536461	28449	
228 LEEW WIND			49490	2470	
231 HONG KONG	816	180	8342	2792	
316 CUBA			116090	6526	
339 HONOURAS			2369182	91906	
352 MEXICO	13160	444	242111	11594	
384 P RICO	7000	330	35710	1348	
400 U STATES	9509571	334337	77327534	3686065	
	9530547	335291	60684920	3831150	
GRAPES FRESH	LB				7
304 ARGENTINA			64246	10804	
306 BELGIUM	53	20	366	156	
312 CHILE			186906	32998	
400 U STATES	12154070	762745	55729327	4310971	
	12154123	762765	55980845	4354929	
GUAVAS MANGOES PLANTAINS FRESH					8
228 LEEW WIND				242	
400 U STATES		5874		35373	
		5874		35615	
LEMONS FRESH	BOX				9
344 ITALY	300	1525	107021	451425	
372 SPAIN			7059	19564	
400 U STATES	26233	134956	268270	1573813	
	26533	136481	382350	2044802	
LIMES FRESH	BOX				10
228 LEEW WIND			8906	29950	
400 U STATES	527	866	11221	22625	
	527	866	20127	52575	
MUSKMELONS CANTAL OUPES FRESH	LB				11
312 CHILE			134007	11029	
352 MEXICO			927115	72176	
400 U STATES	135757	8010	14857954	735938	
	135757	8010	15919076	819143	
MELONS FRESH N O P	NO				12
316 CUBA			5114	12901	
400 U STATES	120	27	1637444	806025	
	120	27	1642558	818926	
ORANGES MANDARINES FRESH	CU FT				13
224 JAMAICA			1680	1811	
231 HONG KONG			130	1117	
352 MEXICO	83005	138173	657197	1236322	
372 SPAIN			34122	55419	
400 U STATES	542677	1055148	6538269	14300787	
	625682	1193321	7231398	15595456	
PEACHES FRESH	LB				14
312 CHILE			6649	935	
400 U STATES	74111	1372	17450244	1301866	
	74111	1372	17456893	1302801	
PEARS FRESH	LB				15
304 ARGENTINA			19159	2721	
400 U STATES	1993239	90088	17115218	1201906	
	1993239	90088	17134377	1204627	
PINEAPPLES FRESH	CRATE				16
316 CUBA	1725	6608	190137	592168	
383 HAWAII			107	573	

## IMPORTS INTO CANADA FOR CONSUMPTION

Articles and Countries from which Imported	MONTH OF NOVEMBER 1950		ELEVEN MONTHS ENDED NOVEMBER 1950		Class Number
	Quantities	Values (\$)	Quantities	Values (\$)	
384 P RICO	321	2045	5279	23812	
400 U STATES	202	920	11512	33331	
PLUMS OR PRUNES FRESH	2248	9573	207035	649854	17
LB					
304 ARGENTINA			1330	233	
312 CHILE			13192	1859	
400 U STATES	2700	338	7162505	851069	
	2700	338	7177027	853161	
BERRIES FRESH N O P	LB				18
400 U STATES	740	82	327291	43021	
	740	82	327291	43021	
STRAWBERRIES FRESH	LB				19
400 U STATES	700	145	3450785	782675	
	700	145	3450785	782675	
FRESH FRUITS N O P					20
400 U STATES		9865		51615	
		9865		51615	
APPLES ORIED	LB				31
400 U STATES	364890	9646	1490360	51640	
	364890	9646	1490360	51640	
APRICOTS NECTARINES DRIED	LB				32
207 UN SO AFR			39500	6899	
400 U STATES	76394	27229	693500	209794	
	76394	27229	733000	216693	
BANANAS ORIED	LB				33
309 BRAZIL			240	151	
400 U STATES			6830	7080	
			7070	7231	
CURRANTS DRIED	LB				34
234 AUSTRALIA	547120	59166	6162733	699685	
336 GREECE			3000	333	
400 U STATES	53576	11266	207900	35596	
	600696	70432	6373633	735614	
DATES ORIED UNPITTED IN BULK	LB				35
231 HONG KONG	100	24	1000	279	
400 U STATES	21180	4789	24088	5601	
	21280	4813	25088	5860	
DATES ORIED N O P	LB				36
100 U KINGDOM	11010	1626	309265	37529	
231 HONG KONG	134	77	899	495	
343 IRAQ	4424095	458907	5504523	563386	
400 U STATES	552737	94304	1872399	322537	
	4987976	554914	7687086	923947	
FIGS DRIED	LB				37
100 U KINGDOM	780	82	23208	2802	
336 GREECE			4650	591	
366 PORTUGAL	224900	32496	374880	55073	
379 TURKEY	388650	74924	1161496	208835	
400 U STATES	504924	65091	2314403	404407	
	919254	172593	3878637	671708	
PEACHES ORIED	LB				38
207 UN SO AFR	77085	16590	108460	23322	
400 U STATES	37504	9813	283735	59162	
	114589	26403	392195	82484	
PRUNES OR PLUMS ORIED UNPITTED	LB				39
231 HONG KONG	440	258	5488	2332	
354 NETHRLNDS	778620	124155	1654657	254297	
400 U STATES	1338187	237389	12513223	1936088	
	2117247	361802	14173368	2192717	
PEARS ORIED	LB				40
207 UN SO AFR	28375	7154	32125	7918	
400 U STATES	9325	2569	55468	12242	
	37700	9723	87593	20160	
RAISINS	LB				41
207 UN SO AFR	126750	17932	126750	17932	
234 AUSTRALIA	5804979	683182	35784938	4086129	
354 NETHRLNDS	221168	31957	550755	65428	
400 U STATES	2159429	432009	11038754	1637450	
	8312326	1165080	47501197	5806939	
FRUITS ORIED N O P	LB				42
207 UN SO AFR	1152	931	1152	931	
228 LEEWIND			4816	235	
231 HONG KONG	10298	7897	41799	23763	
400 U STATES	2925	689	28834	5980	
	14375	9517	76601	30909	
CHERRIES SULPHURED OR IN BRINE	LB				51
344 ITALY	1080073	117862	4732982	539000	
354 NETHRLNDS			27781	3100	
400 U STATES	10000	2056	123540	16004	
	1090073	119918	4884303	560104	
OLIVES SULPHURED OR IN BRINE	LB				52
231 HONG KONG			920	184	
312 CHILE			3461	1376	
328 FR AFRICA			43203	5896	
336 GREECE	102832	22181	273542	62623	
344 ITALY	27500	3729	72966	10146	
353 MOROCCO			11000	1500	
363 PERU			2250	678	
372 SPAIN	681930	183304	4388278	1225548	
377 SYRIA			763	228	
400 U STATES	141015	35564	1178211	255043	
	953277	244778	5974594	1563222	
LEMON ORANGE GRAPE FRUIT HINDS					53
224 JAMAICA		484		484	
231 HONG KONG		293		4835	
338 HAITI				3229	



IMPORTS INTO CANADA FOR CONSUMPTION

Articles and Countries from which Imported	MONTH OF NOVEMBER 1950		ELEVEN MONTHS ENDED NOVEMBER 1950		Class Number
	Quantities	Values (\$)	Quantities	Values (\$)	
344 ITALY		5955		73746	
384 P R I C O		18332		43154	
400 U STATES		2942		32657	
		28006		158105	
PEACHES AND APRICOTS IN CANS	LB				54
207 UN SO AFR			3376803	426317	
234 AUSTRALIA			4549212	403374	
344 ITALY			16500	1377	
400 U STATES		29191	1196291	128598	
		287475	9138606	959666	
PEARS IN CANS	LB				55
234 AUSTRALIA			1487175	143307	
400 U STATES		220	135728	22140	
		220	1622903	165447	
PINEAPPLE IN CANS	LB				56
100 U KINGDOM			6000	918	
207 UN SO AFR	452170	84429	4469370	803308	
218 MALAYA	18000	2626	2058150	281825	
234 AUSTRALIA	2028416	385711	8034223	1488034	
235 FIJI			520293	51544	
313 CHINA			186820	31327	
316 CUBA			38975	5157	
352 MEXICO	786604	93826	6723462	765263	
383 HAWAII			23167	3553	
384 P R I C O			14400	2263	
400 U STATES	1362	448	175840	26575	
	3286552	567040	22250700	3459767	
FRUITS IN CANS N O P	LB				57
100 U KINGDOM	2408	269	4088	704	
231 HONG KONG	3782	1788	10369	3837	
234 AUSTRALIA			1022182	115793	
316 CUBA			21750	3589	
347 JAPAN			416905	37612	
354 NETHRLNDS			48321	7789	
400 U STATES	205907	24791	1183268	145092	
	212097	26848	2706883	314416	
FRUITS NUTS PICKLED PRESERVED	GAL				60
100 U KINGDOM	105	324	42630	34539	
215 INDIA	186	697	1850	4918	
224 JAMAICA			631	710	
228 LEEW WIND			2604	1149	
231 HONG KONG	722	1807	10302	29351	
316 CUBA			35806	40125	
327 FRANCE	46	323	617	2972	
336 GREECE			560	1299	
344 ITALY	3634	7725	8028	12371	
347 JAPAN	15	24	295	519	
354 NETHRLNDS	21959	24667	385470	425050	
372 SPAIN			2510	753	
400 U STATES	341	1214	11192	28117	
	27008	36781	502495	581873	
FRUIT PULP N O P	LB				61
100 U KINGDOM			329362	25296	
207 UN SO AFR	71160	10409	277481	35142	
234 AUSTRALIA	42790	4132	162596	22111	
316 CUBA			100050	8956	
344 ITALY	55494	3173	55494	3173	
352 MEXICO	257046	25306	2306136	232258	
354 NETHRLNDS	590402	55409	2583487	251218	
372 SPAIN	57795	12913	101818	17843	
400 U STATES	27246	1637	459130	53398	
	1101933	112979	6375554	649395	
JELLIES JAMS MARMALADES	LB				62
100 U KINGDOM	379840	69946	1790482	327462	
224 JAMAICA	3408	373	12984	1562	
231 HONG KONG			424	150	
234 AUSTRALIA			12000	1217	
327 FRANCE	292	353	2018	1014	
388 YUGO SLAV			660	280	
400 U STATES	11508	1964	150999	23217	
	395048	72636	1969567	354902	
GRAPE FRUIT ORANGE LEMON PULP	LB				63
224 JAMAICA	150158	4074	655028	18346	
344 ITALY			24961	556	
353 MOROCCO	22094	749	22094	749	
354 NETHRLNDS	619	111	619	111	
400 U STATES			4092	400	
	172871	4934	706794	20162	
MIXED FRUITS IN CANS	LB				64
231 HONG KONG	720	219	1617	552	
234 AUSTRALIA	478437	76424	827928	129766	
400 U STATES	1520561	202513	10761808	1351134	
	1999718	279156	11591353	1481472	
LEMON JUICE	GAL				68
328 FR AFRICA	698	693	4086	4436	
344 ITALY			551	863	
400 U STATES	762	1156	98383	234661	
	1460	1849	103020	239960	
ORANGE JUICE	GAL				69
100 U KINGDOM			1089	1228	
224 JAMAICA			92745	76691	
225 TRINIDAD			3000	2797	
400 U STATES	86152	71575	2800043	2557609	
	86152	71575	2896877	2638325	

## IMPORTS INTO CANADA FOR CONSUMPTION

Articles and Countries from which Imported	MONTH OF NOVEMBER 1950		ELEVEN MONTHS ENDED NOVEMBER 1950		Class Number
	Quantities	Values (\$)	Quantities	Values (\$)	
PECTIN 400 U STATES	LB 3720	5427	80566	123071	70
GRAPE JUICE OVER 1 GALLON	GAL 3720	5427	80566	123071	73
LIME JUICE NOT REFINED 221 B GUIANA 224 JAMAICA 225 TRINIDAD 228 LEEW WIND 400 U STATES	GAL 1045 2411	814 1837	2670 502 1127 21866 27	1876 688 1003 11673 60	74
FRUIT JUICES SPIRIT FORTIFIED 400 U STATES	GAL 11	63	363	3205	75
BLENDED FRUIT JUICES 100 U KINGDOM 222 B HOND 224 JAMAICA 225 TRINIDAD 400 U STATES	GAL 98553	75237	1691591	1602056	76
FRUIT JUICES N O P 100 U KINGDOM 234 AUSTRALIA 400 U STATES	GAL 1097 40 5998	1146 114 6551	7358 7061 132929	14693 10548 139687	77
GRAPE FRUIT JUICE 100 U KINGDOM 222 B HOND 224 JAMAICA 225 TRINIDAD 234 AUSTRALIA 400 U STATES	GAL 210000	104194	937550	731864	78
PINEAPPLE JUICE 234 AUSTRALIA 235 FIJI 352 MEXICO 383 HAWAII 400 U STATES	GAL 26430 74040 7500 3159	27813 48050 7778 3174	167428 15000 269532 385657 81801	179529 10426 189990 376187 83723	79
FRUIT SYRUPS CONCENTRATED JUICES 100 U KINGDOM 207 UN SO AFR 224 JAMAICA 234 AUSTRALIA 327 FRANCE 354 NETHMLNOS 375 SWEDEN 400 U STATES	GAL 200 432 798 525 11642	447 2142 2178 1051 53467	3069 446 1708 166 1862 126 525	8238 2966 7152 380 5741 241 1051	80
COCONUTS 235 FIJI 236 NEW ZEAL 316 CUBA 320 DOM REP 339 HONOURAS 384 P RICO 400 U STATES	NO 5600 69150 27900	531 5896 2744	68210 306650 160086	3822 23435 13318	81
COCONUT DESICCATED 100 U KINGDOM 215 INDIA 217 CEYLON 224 JAMAICA 364 PHIL 383 HAWAII 384 P RICO 400 U STATES	LB 176150 55024 679550 300	38919 11065 131747 332	2362035 214671 3700490 450 15700	435527 43265 714942 498 3643	83
COPRA NOT PREPARED 234 AUSTRALIA 331 FR OCEANA 355 INDONESIA 364 PHIL 385 U S OCEA	LB 2464000	280064	35489275	35282222	84
ALMONDS NOT SHELLLED 100 U KINGDOM 344 ITALY 372 SPAIN 400 U STATES	LB 269221 252648 4449	34886 47497 1563	313313 807559 19249	15235 39947 138068 5059	91
BRAZIL NUTS NOT SHELLLED 100 U KINGDOM 309 BRAZIL 400 U STATES	LB 2800 100	958 41	21840 1414486 1500	6331 235344 605	92
FILBERTS HAZEL NOT SHELLLED 344 ITALY 372 SPAIN 400 U STATES	LB 560815 6500	123048 1992	593223 402112 13744	130411 51496 4480	93
	567315	125040	1009079	186387	

IMPORTS INTO CANADA FOR CONSUMPTION

Articles and Countries from which Imported	MONTH OF NOVEMBER 1950		ELEVEN MONTHS ENDED NOVEMBER 1950		Class Number
	Quantities	Values (\$)	Quantities	Values (\$)	
PEANUTS GREEN SHELLED OR NOT	LB				94
207 UN SO AFR			17238	2055	
215 INDIA	56000	4797	19815433	1873474	
231 HONG KONG			20500	3184	
313 CHINA	982000	108499	21631440	2619001	
352 MEXICO	675908	84885	19792054	2640661	
400 U STATES	55889	10163	2952085	537042	
	1769797	208344	64228750	7675417	
PECANS NOT SHELLED	LB				95
400 U STATES	202920	72299	321073	116284	
	202920	72299	321073	116284	
WALNUTS NOT SHELLED	LB				96
344 ITALY	172549	39061	173659	39259	
400 U STATES	945000	294124	2247430	612058	
	1117549	333185	2421089	651317	
OTHER NUTS NOT SHELLED	LB				97
215 INDIA			10000	3503	
231 HONG KONG	1130	597	4545	1384	
301 AFGHAN			900	418	
342 IRAN			92	69	
344 ITALY	15929	1795	16905	1930	
347 JAPAN	42350	5112	42350	5112	
379 TURKEY			980	503	
400 U STATES	147625	25868	336511	77089	
	207034	33372	412283	90008	
ALMONDS SHELLED	LB				101
100 U KINGDOM	22400	11258	126644	56344	
231 HONG KONG			2879	1489	
344 ITALY	455663	160360	713704	262066	
354 NETHLND			213445	81725	
366 PORTUGAL	168000	62488	399145	136902	
372 SPAIN	121784	37996	723482	294867	
400 U STATES	8464	6643	92143	63294	
	776311	278745	2271442	896687	
PEANUTS N O P	LB				102
231 HONG KONG			10270	3480	
400 U STATES	14875	7513	128871	52728	
	14875	7513	139141	56208	
WALNUTS SHELLED	LB				103
215 INDIA			12650	4334	
231 HONG KONG	470	130	10725	3870	
313 CHINA			3555607	994136	
327 FRANCE	34778	15941	244380	113969	
344 ITALY	30302	14717	539582	206128	
370 ROUMANIA	27558	9796	49604	17638	
379 TURKEY	22046	7183	256757	96726	
400 U STATES	3820	1853	361463	172172	
	116974	49620	5030768	1608973	
OTHER NUTS SHELLED	LB				104
231 HONG KONG	1080	318	8174	3302	
344 ITALY	21600	10892	38353	21394	
372 SPAIN			171129	90955	
379 TURKEY			856617	268115	
400 U STATES	84265	37122	661856	280559	
	106945	48332	1736129	664325	
BRAZIL NUTS SHELLED	LB				105
308 BOLIVIA	13200	9157	62370	29068	
309 BRAZIL	51480	29656	446622	208670	
400 U STATES			27874	20081	
	64680	38813	536866	257819	
CASHEW NUTS SHELLED	LB				106
215 INDIA	26500	9344	955500	374349	
309 BRAZIL			11150	2635	
400 U STATES	73157	34184	354282	152808	
	99657	43528	1320932	529792	
PECANS SHELLED	LB				107
352 MEXICO	12120	10819	36060	24939	
400 U STATES	39276	42165	519177	542315	
	51396	52984	555237	567254	
ASPARAGUS FRESH	LB				111
400 U STATES	5124	984	6207504	707868	
	5124	984	6207504	707868	
BEANS GREEN FRESH	LB				112
400 U STATES	627493	54194	6441780	565929	
	627493	54194	6441780	565929	
BETTS FRESH EXCEPT SUGAR BETTS	LB				114
400 U STATES	5020	156	3085709	110105	
	5020	156	3085709	110105	
CABBAGE FRESH	LB				115
352 MEXICO			273306	4471	
400 U STATES	37911	725	56564550	1119394	
	37911	725	56837656	1123865	
CARROTS FRESH	LB				116
352 MEXICO			542450	15334	
400 U STATES	128293	4738	57894819	1499345	
	128293	4738	57835269	1514679	
CAULIFLOWER FRESH	LB				117
400 U STATES	845622	29738	10114315	401294	
	845622	29738	10114315	401294	
CELERY FRESH	LB				118
400 U STATES	702868	36305	49626702	2107289	
	702868	36305	49626702	2107289	
CUCUMBERS FRESH	LB				119
316 CUBA			30112	2531	
400 U STATES	984607	54411	6181951	390390	
	984607	54411	6212063	392921	

## IMPORTS INTO CANADA FOR CONSUMPTION

Articles and Countries from which Imported	MONTH OF NOVEMBER 1950		ELEVEN MONTHS ENDED NOVEMBER 1950		Class Number
	Quantities	Values (\$)	Quantities	Values (\$)	
LETTUCE FRESH	LB				120
352 MEXICO			283996	12923	
384 P RICO			8000	370	
400 U STATES			71197714	2908549	
		6875653	245720	71489710	2921842
MUSHROOMS TRUFFLES FRESH	LB				121
100 U KINGDOM			1050	2219	
231 HONG KONG			1453	3972	
312 CHILE			25	43	
327 FRANCE	500	1430	500	1430	
347 JAPAN	1230	1797	15335	22451	
400 U STATES	342	266	262490	62972	
		2072	3493	280853	93087
ONIONS FRESH	LB				122
234 AUSTRALIA			746967	20589	
236 NEW ZEAL			956182	21133	
312 CHILE			1275289	43658	
352 MEXICO			129025	5066	
354 NETHKLNDS			5857	151	
400 U STATES			36671473	1146365	
		648882	26490	41784793	1236962
PEAS GREEN FRESH	LB				123
352 MEXICO			319656	22574	
400 U STATES			1169189	94926	
		14001	1973	1488845	117500
POTATOES SWEET AND YAMS FRESH	CWT				124
231 HONG KONG	20	337	263	4154	
400 U STATES			100177	508692	
		17999	74992	100440	512846
POTATOES FRESH EXCEPT SEED	CWT				125
100 U KINGDOM			40	80	
400 U STATES			960378	2168244	
		10985	21399	960418	2168324
SPINACH FRESH	LB				126
400 U STATES			5107182	429963	
		418277	29604	5107182	429963
TOMATOES FRESH	LB				127
224 JAMAICA			1680726	72150	
227 BAHAMAS			3632438	159993	
228 LEEW WINU			225264	18827	
316 CUBA			1089760	71366	
352 MEXICO	944060	63793	36717693	1670422	
400 U STATES	5663920	406000	53825482	4122212	
		6890789	495558	97171363	6114970
VEGETABLES FRESH N O P	LB				128
231 HONG KONG	9400	974	135923	16737	
306 BELGIUM	2877	509	8963	2697	
312 CHILE			1222	205	
313 CHINA			2840	317	
316 CUBA			18396	1189	
344 ITALY	84798	6395	156913	11647	
347 JAPAN			14000	797	
352 MEXICO			66024	8540	
375 SWEDEN			26400	2821	
400 U STATES			15580313	1143481	
		1566793	101422	16010994	1188431
MUSTARD LIQUID					131
100 U KINGDOM				229	
327 FRANCE		2017		3812	
400 U STATES				1640	
			2017	5681	
PASTE HASH VEGETABLE MEAT FISH	LB				132
100 U KINGDOM	116615	22962	290126	57966	
231 HONG KONG	452	367	1142	917	
234 AUSTRALIA	78060	18246	78060	18246	
344 ITALY	7032	5902	13213	11131	
347 JAPAN	4390	702	7274	1287	
359 NORWAY	9196	2426	9196	2426	
400 U STATES	12290	2661	23140	5611	
		228035	53266	422151	97584
POTATOES DRIED	LB				133
100 U KINGDOM			570860	139326	
400 U STATES			217571	21283	
		30016	6303	788431	160609
VEGETABLES DRIED N O P	LB				134
100 U KINGDOM			5225	1762	
231 HONG KONG	3903	1919	63673	24823	
322 EGYPT	27226	5992	94240	26753	
344 ITALY	2500	1350	5595	2459	
347 JAPAN	1266	709	6231	3098	
354 NETHKLNDS	3000	1917	3000	1917	
400 U STATES	22568	6532	256707	75522	
		60463	18419	434671	136334
VEGETABLES FROZEN	LB				135
400 U STATES			43685	4420	
		8720	1947	43685	4420
ASPARAGUS IN CANS	LB				141
400 U STATES			99936	30409	
		14300	4110	99936	30409
BEANS IN CANS	LB				142
306 BELGIUM			17439	2145	
327 FRANCE			5920	1257	
400 U STATES			76180	5674	
		76953	5827	99539	9076

IMPORTS INTO CANADA FOR CONSUMPTION

Articles and Countries from which Imported		MONTH OF NOVEMBER 1950		ELEVEN MONTHS ENDED NOVEMBER 1950		Class Number
		Quantities	Values (\$)	Quantities	Values (\$)	
CORN IN CANS	400 U STATES	LB				143
		100	10	420	50	
MUSHROOMS AND TRUFFLES IN CANS	231 HONG KONG 327 FRANCE 347 JAPAN 400 U STATES	LB				144
		161	357	957	2585	
		21831	9246	196730	67776	
		1649	2399	8159	12155	
		23641	12002	205946	82671	
PEAS IN CANS	306 BELGIUM 327 FRANCE 400 U STATES	LB				145
		100	10	44058	6705	
		100	10	3000	718	
TOMATOES IN CANS	224 JAMAICA 344 ITALY 400 U STATES	LB				146
		55000	6542	55000	6542	
		144147	22783	391518	72275	
		217850	30499	238800	33253	
VEGETABLES N O P IN CANS	100 U KINGDOM 231 HONG KONG 306 BELGIUM 322 EGYPT 327 FRANCE 347 JAPAN 400 U STATES	LB				147
		2920	898	70563	19316	
		895	621	9678	1449	
		18081	3449	9600	1203	
		5538	524	6144	2947	
		27434	5492	26135	5194	
				57000	8186	
PIMENTOS IN CANS	372 SPAIN 400 U STATES	LB				148
		4070	724	4070	724	
		4070	724	50400	14586	
PICKLES	100 U KINGDOM 215 INDIA 227 BAHAMAS 231 HONG KONG 306 BELGIUM 313 CHINA 327 FRANCE 344 ITALY 347 JAPAN 354 NETHKLNOS 366 PORTUGAL 400 U STATES	GAL				152
		1435	3508	10370	20267	
		11310	5241	369	1003	
		1042	2030	37341	17383	
				15272	25796	
				898	1158	
				12	50	
		310	960	840	2497	
		975	2142	5810	9622	
		1032	2602	5069	10001	
		43072	51895	96914	117276	
				2834	6238	
		988	2739	150383	94263	
		60164	71117	326112	305554	
SAUCES N O P AND CATSUPS	100 U KINGDOM 215 INDIA 224 JAMAICA 231 HONG KONG 327 FRANCE 344 ITALY 347 JAPAN 400 U STATES	GAL				153
		249	625	2776	8292	
				673	1721	
				114	422	
		1555	3177	13308	25850	
				137	134	
				221	1168	
		160	473	643	1873	
SAUCES SOY	231 HONG KONG 313 CHINA 347 JAPAN 400 U STATES	GAL				155
		937	1173	38149	30824	
		450	219	807	416	
		2128	2466	11768	15990	
		1854	1434	9717	8829	
BARLEY BUCKWHEAT AND RYE	400 U STATES	BUSH				161
		25	28	62050	78445	
BEANS SOYA	231 HONG KONG 400 U STATES	LB				162
		200	34	1700	146	
		17630947	737970	169261479	8808248	
BEANS N O P	203 B E AFR 215 INDIA 231 HONG KONG 312 CHILE 313 CHINA 327 FRANCE 347 JAPAN 377 SYRIA 400 U STATES	LB				163
		38800	3163	124566	10171	
				10112	1057	
		1330	218	21980	3091	
				284	48	
				500	62	
				109105	7942	
		2000	213	14300	1133	
				11023	726	
		724037	63241	2730050	292033	
INDIAN CORN	400 U STATES	BUSH				167
		1698291	2846926	8663561	15052467	
OATS	100 U KINGDOM 304 ARGENTINA 400 U STATES	BUSH				168
				20	58	
				1025498	1128981	
PEAS SPLIT	312 CHILE 377 SYRIA 400 U STATES	LB				169
		33069	2498	88184	5968	
		257923	11392	1883300	90553	
		290992	13890	1977647	97323	
PEAS WHOLE	100 U KINGDOM 236 NEW ZEAL	LB				170
				2060	289	
				6840	381	

## IMPORTS INTO CANADA FOR CONSUMPTION

Articles and Countries from which Imported	MONTH OF NOVEMBER 1950		ELEVEN MONTHS ENDED NOVEMBER 1950		Class Number
	Quantities	Values (\$)	Quantities	Values (\$)	
306 BELGIUM			5511	284	
327 FRANCE			16535	1293	
328 FR AFRICA			11024	700	
352 MEXICO			117100	14948	
353 MOROCCO	21999	1578	21999	1578	
354 NETHRLNDS	43600	2880	65400	4337	
400 U STATES	1504517	59898	5819376	437211	
	1570116	64356	6065845	461021	
RICE UNCLEARED UNHULLED PADDY	CWT				171
322 EGYPT			99138	569966	
371 SIAM			131101	805981	
400 U STATES	81261	411544	476756	2504656	
	81261	411544	706995	3880603	
RICE CLEANED	CWT				172
400 U STATES	8458	101223	38311	369229	
	8458	101223	38311	369229	
WHEAT	BUSH				174
400 U STATES			404	1055	
			404	1055	
BARLEY POT PEARL ROAST GROUND	LB				181
400 U STATES			1800	202	
			1800	202	
BRAN AND MILL FEED	CWT				182
100 U KINGDOM			22	114	
400 U STATES	6477	17208	72713	206831	
	6477	17208	72735	206945	
BUCKWHEAT MEAL OR FLOUR	CWT				183
400 U STATES			10	99	
			10	99	
CORN MEAL	BRL				184
400 U STATES	293	2638	4786	43927	
	293	2638	4786	43927	
HOMINY CRACKED OR DRIED CORN	CWT				185
400 U STATES	5718	28007	56785	262136	
	5718	28007	56785	262136	
MALT FLOUR	LB				187
400 U STATES			261610	23738	
			261610	23738	
OATMEAL AND ROLLED OATS	LB				188
100 U KINGDOM			2124	224	
400 U STATES			50	22	
			2174	246	
RICE STARCH FLOUR MEAL FEED	LB				189
231 HONG KONG	1200	317	14720	3644	
347 JAPAN			4400	715	
400 U STATES	1100	224	180971	13983	
	2300	541	200091	18342	
RYE FLOUR	BRL				191
400 U STATES			107	1327	
			107	1327	
SAGO AND CASSAVA FLOUR EDIBLE	LB				192
218 MALAYA	4480	208	6720	308	
231 HONG KONG	850	480	2754	805	
309 BRAZIL			276980	20227	
400 U STATES			244111	18635	
	5330	688	530565	39975	
SEMOLINA	BRL				193
WHEAT FLOUR	BRL				194
100 U KINGDOM			65	611	
231 HONG KONG			1	44	
400 U STATES			394	5225	
			460	5880	
BISCUITS AND BREAD DIETARY					201
100 U KINGDOM		243		1041	
400 U STATES		2026		11323	
		2269		12364	
BISCUITS NOT SWEETENED N O P	LB				203
100 U KINGDOM	24147	10296	123520	54515	
318 DENMARK	3047	676	49743	10868	
327 FRANCE			96	20	
347 JAPAN	1704	496	5322	1803	
354 NETHRLNDS			3110	1121	
359 NORWAY			23250	2657	
375 SWEDEN	38999	7623	218244	42278	
400 U STATES	35066	9293	626568	152455	
	102963	28384	1049853	265717	
BISCUITS SWEETENED N D P	LB				204
100 U KINGDOM	767810	309863	3805071	1417224	
318 DENMARK	11394	3054	33583	9528	
327 FRANCE			1935	527	
344 ITALY			530	260	
347 JAPAN	2840	1050	4213	1599	
354 NETHRLNDS	11458	6241	45525	18646	
376 SWITZRLND			1918	1108	
400 U STATES	12545	3228	96181	36319	
	806047	323436	3988956	1485211	
BREAD PASSOVER MATZO PRODUCTS					205
CEREAL FOODS 25 POUNDS OR LESS	LB				206
100 U KINGDOM	4844	443	4965	528	
231 HONG KONG			2180	614	
400 U STATES	12711	3182	304630	87065	
	17555	3625	311775	88207	

IMPORTS INTO CANADA FOR CONSUMPTION

Articles and Countries from which Imported	MONTH OF NOVEMBER 1950		ELEVEN MONTHS ENDED NOVEMBER 1950		Class Number
	Quantities	Values (\$)	Quantities	Values (\$)	
CEREAL FOODS PREPARED N O P					207
100 U KINGDOM		761		5045	
231 HONG KONG				185	
400 U STATES		20411		144385	
		21192		149615	
MACARONI AND VERMICELLI	LB				208
231 HONG KONG	620	225	34764	10323	
313 CHINA			260	77	
400 U STATES			4603	915	
	620	225	39627	11315	
MILK FOODS N O P					209
100 U KINGDOM		5962		6489	
231 HONG KONG				107	
347 JAPAN		152		201	
400 U STATES		13716		73357	
		19830		80154	
ARROWROOT	LB				221
228 LEEW WIND			207760	27399	
231 HONG KONG			2500	390	
400 U STATES			289071	43264	
			499331	71053	
MALT WHOLE CRUSHED OR GROUND	LB				224
400 U STATES	60000	3959	203417	14722	
	60000	3959	203417	14722	
SAGU AND TAPIOCA	LB				225
218 MALAYA	22400	1292	336220	20079	
309 BRAZIL	1325	153	202776	23107	
355 INUONESIA	123029	8671	471422	36627	
400 U STATES	70000	9527	770911	107683	
	216754	19643	1781329	187696	
ALL OTHER BREADSTUFFS N O P					226
231 HONG KONG		380		2862	
347 JAPAN				75	
400 U STATES		52		10997	
		432		13934	
COCOANUT OIL N O P EDIBLE	CWT				231
100 U KINGDOM			2584	46618	
400 U STATES	1680	31626	8940	164908	
	1680	31626	11524	211526	
COTTON SEED OIL N O P EDIBLE	CWT				233
100 U KINGDOM			234	4615	
400 U STATES	1592	42235	78176	1376627	
	1592	42235	78410	1381242	
OLIVE OIL N O P EDIBLE	CWT				234
327 FRANCE	1744	7234	2584	34482	
328 FR AFRICA			201	8590	
336 GREECE			1	16	
344 ITALY	810	16270	6630	211547	
366 PORTUGAL			73	2101	
372 SPAIN	448	14747	4978	150650	
377 SYRIA			10	170	
400 U STATES			1669	58307	
	3002	38251	16146	465863	
PEANUT OIL N O P EDIBLE	CWT				235
100 U KINGDOM			586	10749	
231 HONG KONG	54	2058	416	13060	
400 U STATES	528	14051	1807	41164	
	582	16109	2809	64973	
SOYA BEAN OIL N O P EDIBLE	CWT				236
400 U STATES	5978	110889	44115	829178	
	5978	110889	44115	829178	
CONFECTIONERY CHOCOLATE	LB				241
100 U KINGDOM	949271	341231	7454715	2684387	
306 BELGIUM			14314	5655	
317 CZECHOS	21157	12222	35208	22919	
318 DENMARK			6747	2527	
327 FRANCE			4868	2387	
353 MOROCCO	617	239	617	239	
354 NETHRLNDS	8443	4569	52011	25871	
360 ISRAEL	5804	2610	41729	25813	
365 POLAND			771	346	
375 SWEDEN			4609	1465	
376 SWITZRLND	15255	8153	40362	24028	
400 U STATES	84	140	73686	26348	
	1000631	369184	7729637	2821985	
OTHER CONFECTIONS SWEETENED	LB				242
100 U KINGDOM	19910	4821	106524	25071	
327 FRANCE	1100	653	1100	653	
344 ITALY	1071	1260	1071	1260	
354 NETHRLNDS	4657	557	9335	1542	
400 U STATES	45	50	129529	27836	
	26783	7341	247559	56362	
FRUITS PEELS CANOIED	LB				243
100 U KINGDOM	366	367	21631	7126	
207 UN SO AFR	2000	220	92440	12493	
231 HONG KONG			120	59	
306 BELGIUM	864	435	864	435	
327 FRANCE	220139	52859	504486	129020	
344 ITALY			1400	263	
400 U STATES			6370	2204	
	223369	53881	627311	151600	
GINGER PRESERVED	LB				244
231 HONG KONG	67098	15758	361148	79334	
234 AUSTRALIA	11688	3436	11688	3436	
313 CHINA	11400	1608	12747	1987	
347 JAPAN	725	168	2900	760	

## IMPORTS INTO CANADA FOR CONSUMPTION

Articles and Countries from which Imported	MONTH OF NOVEMBER 1950		ELEVEN MONTHS ENDED NOVEMBER 1950		Class Number
	Quantities	Values (\$)	Quantities	Values (\$)	
400 U STATES	14	25	225	197	
CHEWING GUM SWEETENED	90725	20995	388708	85714	245
100 U KINGDOM			672	160	
400 U STATES	37616	9578	107412	30812	
SUGAR CANDY CONFECTIONERY NOP	37616	9578	108084	30972	246
100 U KINGDOM	867199	174625	6504668	1341522	
231 HONG KONG	1582	663	20371	6279	
316 CUBA			54000	6512	
317 CZECHOS			18358	2427	
318 DENMARK	1400	661	134561	43770	
327 FRANCE	185	209	3626	2037	
344 ITALY	4582	4768	4582	4768	
354 NETHLND8	24927	5436	133218	27985	
360 ISRAEL	3250	1014	17837	5586	
365 POLAND	2500	798	22072	4179	
376 SWITZRLND			4089	1928	
400 U STATES	14655	5511	289608	91010	
GLUCOSE AND SYRUP CORN SYRUP	920280	193685	7206990	1538003	251
400 U STATES	1186	9265	11256	81513	
MOLASSES 20 TO 35 DEGREES	1186	9265	11256	81513	252
316 CUBA			679933	78936	
383 HAWAII			175262	21868	
384 P RICO	1243389	283175	1248092	284051	
400 U STATES	110340	30604	2290862	369613	
MOLASSES 35 TO 56 DEGREES	1353729	313779	4394149	754468	253
400 U STATES			4908	2667	
MOLASSES OVER 56 DEGREES			4908	2667	254
MOLASSES EMPIRE PRODUCTION					255
221 B GUIANA			1124640	129334	
223 BARBADOS	705928	574484	4167005	2395624	
225 TRINIDAD			2453120	239992	
228 LEEW WIND	24750	1820	1377731	131089	
SYRUPS AND MOLASSES M O P	730678	576304	9122496	2896039	256
100 U KINGDOM	576	3936	3374	23941	
400 U STATES	419	4581	5237	44716	
SUGAR HAW IMPORTED BY REFINERS	995	8517	8611	68657	262
203 B E AFR	317120	2121426	1209682	7406106	
221 B GUIANA	437867	3128796	2086223	12769781	
223 BAHBADD8			1275288	7275841	
224 JAMAICA	48207	305594	2823839	16364279	
225 TRINIDAO			1319158	7602346	
234 AUSTRALIA	603045	4179978	1547902	10199866	
235 FIJI			1453018	8730162	
316 CUBA			89306	414467	
320 OOM HEP			94080	413754	
SUGAR REFINED AND SUGARS M O P	1406239	9735794	11898496	71176602	263
100 U KINGDOM			70	532	
221 B GUIANA	11297	77842	46032	293426	
223 BARBADOS	67	272	180	694	
224 JAMAICA	2219	13722	67835	408341	
315 C RICA			10	55	
400 U STATES	11	163	937	9854	
SUGAR AND SYRUP MAPLE	13594	91999	115064	712902	265
400 U STATES			14687	8264	
INVERT SUGAR AND SUBSTITUTES			14687	8264	266
400 U STATES			592	5927	
COCOA BEANS NOT ROASTED			592	5927	271
210 G COAST	11183	364586	203961	4854262	
211 NIGERIA			52719	1295028	
217 CEYLON			224	5378	
224 JAMAICA			18371	441707	
225 TRINIDAD			2300	67641	
309 BRAZIL	6200	225620	63193	2082822	
321 ECUADOR			1659	70478	
354 NETHLND8			341	13066	
366 PORTUGAL			16	537	
387 VENEZUELA			1601	64591	
400 U STATES	5577	208794	29223	944574	
COCOA BUTTER	22960	799000	373609	9840084	273
100 U KINGDOM	214920	160646	2898398	2014479	
210 G COAST			15680	10269	
225 TRINIDAD			5880	2876	
309 BRAZIL	696778	425499	2987950	1482979	
400 U STATES	30075	23139	489751	334814	
COCOA PASTE NOT SWEETENED	941773	609284	6397659	3845417	274
100 U KINGDOM	114000	27645	656516	110487	
224 JAMAICA	60624	10637	143280	25191	
309 BRAZIL			199075	53674	
400 U STATES	1000	567	30752	5581	
	175624	38849	1029623	194933	



IMPORTS INTO CANADA FOR CONSUMPTION


Articles and Countries from which Imported	MONTH OF NOVEMBER 1950		ELEVEN MONTHS ENDED NOVEMBER 1950		Class Number
	Quantities	Values (\$)	Quantities	Values (\$)	
COCOA PASTE SWEETENED	LB				275
100 U KINGDOM	36400	13435	202708	60405	
306 BELGIUM	661	276	2699	1130	
354 NETHRLNDS			400	165	
400 U STATES	2300	1082	13352	5191	
	39361	14793	219159	66891	
COCOA OR CHOCOLATE POWDER	LB				276
100 U KINGDOM	7540	2752	661777	146259	
327 FRANCE	209437	44994	694454	133028	
354 NETHRLNDS	25208	6833	204129	53476	
375 SWEDEN			83157	14592	
400 U STATES	114944	36688	814322	227235	
	357129	91267	2457909	575290	
COCOA AND CHOCOLATE PREPS NOP	LB				277
100 U KINGDOM	132576	50122	1226418	392803	
309 BRAZIL			10979	1233	
354 NETHRLNDS	3625	1528	7616	3841	
360 ISRAEL			6749	2793	
375 SWEDEN	671	1092	671	1092	
376 SWITZRLND			833	326	
400 U STATES	6110	3947	98134	17695	
	142982	56689	1351400	419783	
CHICORY	LB				282
306 BELGIUM	2370	182	30642	2409	
354 NETHRLNDS			22223	1599	
400 U STATES	12589	3498	81682	24365	
	14959	3680	134547	28373	
COFFEE GREEN	LB				283
100 U KINGDOM	46670	23998	2333400	1292332	
202 AOEM			22266	11875	
203 B E AFR	837388	390856	5568554	2582656	
224 JAMAICA	19800	10775	692076	357980	
225 TRINIDAD	5000	1936	625150	231015	
306 BELGIUM			32998	13491	
307 BEL CONGO	53486	25135	405734	153198	
309 BRAZIL	4273299	2338096	34118826	16606215	
314 COLOMBIA	1993956	1181957	20912795	11548347	
315 C RICA	22575	13904	525018	283484	
320 DOM REP			916769	441915	
321 ECUADOR	116757	64646	1020417	501430	
323 EL SALVD	52716	22354	1826804	825716	
325 ETHIOPIA			24612	12410	
337 GUATEMALA	255869	137366	2344356	1098430	
338 HAITI			1000683	449554	
339 HONDURAS			7479	3471	
352 MEXICO	115350	60190	3004111	1407071	
358 NICAHAGUA	15100	4900	773609	287887	
383 HAWAII			25000	8314	
384 P RICD			39491	21600	
387 VENEZUELA	213468	128769	1553621	871448	
400 U STATES	1439	665	287862	159778	
	8082873	4405547	78061631	39169617	
COFFEE AND SUBSTITUTES N O P	LB				286
100 U KINGDOM	812	495	2128	1148	
224 JAMAICA			6500	2750	
400 U STATES	91257	30896	578559	207528	
	92069	31391	587187	211426	
COFFEE EXTRACT OF N O P	LB				287
100 U KINGDOM	35846	17984	170142	76832	
400 U STATES	5760	13315	186834	514554	
	41606	31299	366976	591386	
CLOVES UNGROUND	LB				291
100 U KINGDOM			7136	1399	
203 B E AFR			153724	25609	
228 LEEW WIND			7960	1462	
333 MADAGASCR			720	139	
400 U STATES	1913	557	3568	974	
	1913	557	173108	29583	
GINGER UNGROUND	LB				292
100 U KINGDOM	1151	541	29290	13206	
211 NIGERIA			20181	6130	
212 S LEONE			38358	15816	
224 JAMAICA			273891	116346	
231 HONG KONG	2880	586	32499	3903	
235 FIJI			986	50	
313 CHINA			900	84	
400 U STATES	660	162	11941	4723	
	4691	1289	408046	160258	
MUSTARD GROUND	LB				293
100 U KINGDOM	78904	40390	600452	313059	
400 U STATES	8276	1521	102384	27346	
	87180	41911	702836	340405	
NUTMEGS AND MACE UNGROUND	LB				294
218 MALAYA			896	456	
228 LEEW WIND	13000	7091	263191	99289	
354 NETHRLNDS			10517	2077	
400 U STATES			7527	2790	
	13000	7091	282131	104612	
NUTMEGS AND MACE GROUND	LB				295
PEPPER UNGROUND	LB				296
100 U KINGDOM	11266	12822	100915	81376	
203 B E AFR			5736	2472	
211 NIGERIA			51620	17855	
215 INUIA	221632	396739	1500662	2211297	
217 CEYLON			64425	81798	

IMPORTS INTO CANADA FOR CONSUMPTION

Articles and Countries from which Imported	MONTH OF NOVEMBER 1950		ELEVEN MONTHS ENDED NOVEMBER 1950		Class Number
	Quantities	Values (\$)	Quantities	Values (\$)	
218 MALAYA	19172	45359	83119	179817	
219 BEL OTHER			5600	13852	
321 ECUADOR			10699	3730	
338 HAITI			375	240	
344 ITALY			660	297	
347 JAPAN			3000	1492	
400 U STATES	17070	13011	215065	219064	
SPICES N O P UNGROUND	269140	467931	2041876	2813290	297
100 U KINGDOM			35448	5488	
215 INDIA			5714	1173	
217 CEYLON			15320	5081	
224 JAMAICA	19600	4519	134610	27826	
231 HONG KONG	33600	2463	176686	17598	
312 CHILE			48400	8022	
313 CHINA	11200	590	108172	7372	
352 MEXICO			4050	2036	
354 NETHRLNOS			11015	1661	
355 INDONESIA	4531	598	28216	3039	
372 SPAIN			2500	992	
400 U STATES	21109	7145	215582	55577	
GINGER AND SPICES N O P GROUND	90040	15315	785713	135865	298
100 U KINGDOM	5292	4820	21060	15934	
215 INDIA			3268	747	
231 HONG KONG	50	20	1246	248	
312 CHILE			2750	608	
340 HUNGARY			500	309	
372 SPAIN	34100	13587	224640	92255	
388 YUGO SLAV			1375	385	
400 U STATES	10964	4471	159713	57289	
TONQUIN BEANS CRUDE	50406	22898	414552	167775	299
309 BRAZIL	270	233	6732	6989	
VANILLA BEANS CRUDE	270	233	6732	6989	300
100 U KINGDOM	500	1470	2008	5604	
228 LEEW WIND			7800	33809	
327 FRANCE			1769	5297	
331 FR OCEANA			11256	26372	
333 MADAGASCAR			2176	8313	
352 MEXICO			3521	21561	
400 U STATES	3311	14034	34498	131107	
SEEDS AROMATIC CRUDE UNGROUND	3811	15504	63028	232063	301
100 U KINGDOM			4600	569	
215 INDIA			1800	2779	
304 ARGENTINA			133860	6642	
337 GUATEMALA			1852	6875	
352 MEXICO			2450	483	
353 MOROCCO			97120	7494	
354 NETHRLNOS	24211	3833	123548	19759	
400 U STATES	3173	1515	107882	20347	
TEA BLACK	27384	5348	473112	64948	319
100 U KINGDOM	59447	32690	425446	229004	
203 BEL AFR	561603	253250	3390400	1613320	
215 INDIA	1544330	800798	25320885	12897892	
216 PAKISTAN	74670	33987	476543	220581	
217 CEYLON	1142812	608654	19974782	10885866	
218 MALAYA	3152	1449	80722	35663	
231 HONG KONG	9960	6966	78954	53202	
307 BEL CONGO			3232	1416	
313 CHINA	45751	18201	167406	55188	
347 JAPAN			5410	1811	
355 INDONESIA	90058	39424	506883	226081	
400 U STATES	33370	21612	41195	27435	
TEA GREEN	3565153	1817031	50471858	26247459	320
231 HONG KONG	2849	2338	8017	5970	
313 CHINA	1250	693	2937	2037	
347 JAPAN	33065	7189	562921	207413	
400 U STATES	2200	1485	24600	12632	
VINEGAR	39364	11705	598475	228052	341
100 U KINGDOM			401	561	
231 HONG KONG	90	68	282	279	
327 FRANCE	296	635	1265	2495	
347 JAPAN			125	144	
400 U STATES	8394	2262	66181	16876	
YEAST IN CAKES AND PACKAGES	8780	2965	68254	20355	352
400 U STATES	90	91	2219	1996	
YEAST IN BULK	90	91	2219	1996	353
400 U STATES	17351	3647	172431	31360	
HOPS	17351	3647	172431	31360	362
100 U KINGDOM	97640	69049	111243	80184	
317 CZECHOS			16266	23950	
335 GERMANY			64173	86248	
388 YUGO SLAV			16935	21719	
400 U STATES	724444	580521	1668135	1319054	
	822084	649570	1876752	1531155	

IMPORTS INTO CANADA FOR CONSUMPTION

Articles and Countries from which Imported	MONTH OF NOVEMBER 1950		ELEVEN MONTHS ENDED NOVEMBER 1950		Class Number
	Quantities	Values (\$)	Quantities	Values (\$)	
LIQUORICE UNSWEETENED	LB				364
344 ITALY			1100	474	
400 U STATES	116652	18747	763888	143718	
			764988	144192	
MALT SYRUP AND EXTRACTS	LB				365
100 U KINGDOM	3455	1740	120209	22765	
400 U STATES	143955	26669	1080825	232480	
	147410	28409	1201034	255245	
ESSENCES EXTRACTS N O P	GAL				367
100 U KINGDOM	30	286	230	2673	
400 U STATES	59	928	919	25051	
	89	1214	1149	27724	
FOODSTUFFS TAR 18A 19 140A 206					369
400 U STATES		1423		9089	
		1423		9089	
VEGETABLE FOOD PRODUCTS N O P					390
100 U KINGDOM				91246	
231 HONG KONG		1584		27214	
327 FRANCE				11569	
347 JAPAN				514	
359 NORWAY				973	
377 SYRIA		839		839	
400 U STATES		14649		216344	
		17072		348699	



IMPORTS INTO CANADA FOR CONSUMPTION

Articles and Countries from which Imported	MONTH OF NOVEMBER 1950		ELEVEN MONTHS ENDED NOVEMBER 1950		Class Number
	Quantities	Values (\$)	Quantities	Values (\$)	
<u>GROUP 1</u>					
<u>AGRICULTURAL PRODUCTS</u>					
<u>B OTHER THAN FOOD</u>					
ALE BEER PORTER AND STOUT	GAL				
100 U KINGDOM	15283	18956	112512	149077	1501
317 CZECHOSLOVAKIA			400	600	
354 NETHERLANDS			1500	1250	
400 U STATES			93	98	
	15283	18956	114505	151025	
BRANDY	P GAL				
100 U KINGDOM			82	1129	1511
207 UNION SO AFRICA	11440	34708	75293	232764	
232 MALTA	356	1916	930	4720	
234 AUSTRALIA	7786	16344	45491	101313	
327 FRANCE	19227	138987	68896	636366	
366 PORTUGAL	2055	9757	13223	59074	
372 SPAIN	113	1468	883	10990	
400 U STATES	4035	15861	4268	17931	
	45012	219041	209066	1064287	
CORDIALS AND LIQUEURS NON P	P GAL				
100 U KINGDOM	1577	22377	13386	170619	1512
224 JAMAICA			15	182	
225 TRINIDAD	29	583	1051	17536	
231 HONG KONG	36	759	174	3099	
234 AUSTRALIA	181	1644	1147	10008	
318 DENMARK	453	8546	2324	41635	
327 FRANCE	6211	67701	22026	247866	
344 ITALY			45	461	
354 NETHERLANDS	2264	24708	8505	95982	
357 NETHER ANT			34	921	
359 NORWAY	51	264	640	3853	
375 SWEDEN	7	20	67	460	
376 SWITZERLAND			40	744	
384 P RICO	191	1076	1101	6338	
388 YUGOSLAVIA			13	356	
400 U STATES	3	38	169	8335	
	11003	127716	50737	602395	
GIN	P GAL				
100 U KINGDOM	8651	41304	67843	319956	1513
354 NETHERLANDS	845	3364	4150	18045	
400 U STATES			78	339	
	9496	44668	71871	338340	
RUM	P GAL				
100 U KINGDOM	37474	160942	162738	1261696	1514
221 BARBADOS	20705	36008	257671	359068	
223 BARBADOS	9063	31975	54928	185631	
224 JAMAICA	16900	59039	132102	515560	
225 TRINIDAD	4230	21739	28142	137754	
227 BAHAMAS	397	3180	1916	16153	
234 AUSTRALIA	291	582	2541	4830	
316 CUBA	1912	9496	7877	54667	
318 DENMARK			39	239	
327 FRANCE	63	534	459	3673	
382 VIRGIN IS	1933	2398	8196	11514	
384 P RICO	2860	23167	17418	134511	
	95828	349060	674027	2645296	
WHISKY	P GAL				
100 U KINGDOM	105234	838644	728022	5981368	1515
234 AUSTRALIA	70	404	245	1410	
375 SWEDEN			42	111	
389 IRELAND	7	56	591	8287	
400 U STATES	34979	371190	233122	1927385	
	140290	1210294	962022	7918561	
ABSINTHE ALCOHOLIC LIQUORS NON P	P GAL				
100 U KINGDOM			16	120	1516
327 FRANCE			68	551	
			84	671	
WINES NON SPARKLING	GAL				
100 U KINGDOM	3725	22120	16348	125904	1530
207 UNION SO AFRICA	23595	42289	146763	253409	
231 HONG KONG			71	970	
234 AUSTRALIA	20575	36041	179049	297884	
312 CHILE	413	1118	5628	6811	
327 FRANCE	17576	58452	78263	266326	
328 FR AFRICA	959	1474	7917	12224	
335 GERMANY	357	1641	1057	5585	
336 GREECE	5386	6259	10130	12439	
344 ITALY	6031	20567	37353	133058	
360 ISRAEL			1898	9808	
366 PORTUGAL	15339	33704	107752	229053	
367 AZORES	256	815	415	1446	
372 SPAIN	8806	43850	57038	259576	
376 SWITZERLAND	107	504	927	4307	
389 IRELAND			1568	9016	
400 U STATES	3900	10179	20033	38090	
	107025	279013	672210	1665906	
WINES SPARKLING	GAL				
207 UNION SO AFRICA			1331	2003	1560
234 AUSTRALIA	20	94	181	1002	

## IMPORTS INTO CANADA FOR CONSUMPTION

Articles and Countries from which Imported	MONTH OF NOVEMBER 1950		ELEVEN MONTHS ENDED NOVEMBER 1950		Class Number
	Quantities	Values (\$)	Quantities	Values (\$)	
304 ARGENTINA			75	786	
306 BELGIUM			616	6701	
312 CHILE			85	1863	
327 FRANCE	3639	35689	15880	179856	
344 ITALY			287	2127	
366 PORTUGAL			24	275	
	3659	35783	18479	194613	
GUMS AMBER AND ARABIC	LB				1571
100 U KINGDOM	4480	380	156419	18999	
214 A E SUDAN	166121	14150	650466	53412	
400 U STATES	24792	4729	223542	47396	
	195393	19259	1030427	119807	
GUMS AUSTL COPAL DAMAR ETC	CWT				1572
100 U KINGDOM	1773	19017	8166	88810	
218 MALAYA	224	2132	1327	10533	
236 NEW ZEAL			8079	66699	
306 BELGIUM			331	2634	
307 BEL CONGO	1136	11824	1136	11824	
355 INUONESIA			100	2404	
364 PHIL			48	998	
400 U STATES	1217	20105	7926	142353	
	4350	53078	27113	326255	
GUMS BARBERRY ELEMI GEOUA ETC	CWT				1573
100 U KINGDOM			372	16157	
327 FRANCE			27	1247	
342 IRAN			41	3134	
344 ITALY	26	1042	82	2589	
376 SWITZRLND			66	2260	
400 U STATES	203	13267	2866	156504	
	229	14309	3454	181891	
BURGUNDY PITCH	LB				1575
400 U STATES	6706	1006	75409	10701	
	6706	1006	75409	10701	
CHICLE OR SAPPATO GUM CRUDE	LB				1576
400 U STATES	248161	115603	1545099	737691	
	248161	115603	1545099	737691	
DRAGONS BLOOD	LB				1578
100 U KINGDOM			112	61	
400 U STATES	30	86	187	517	
	30	86	299	578	
LAC CRUDE SEED STICK AND SHELL	CWT				1579
100 U KINGDOM	25	1188	847	36247	
215 INDIA	1163	49098	8867	333584	
327 FRANCE			7	361	
371 SIAM	2271	107346	5873	269461	
400 U STATES	1854	95703	11151	599932	
	5313	253335	26745	1239585	
RESIN OR ROSIN	CWT				1580
100 U KINGDOM			382	2221	
375 SWEDEN			299	830	
400 U STATES	23346	159919	266475	1637042	
	23346	159919	266956	1640093	
ROSIN SIZING	CWT				1581
400 U STATES	9243	75943	84900	621213	
	9243	75943	84900	621213	
WAX SEALING					1582
100 U KINGDOM				1372	
400 U STATES		1180		12064	
		1180		13436	
GUMS AND BLENDS N O P	LB				1583
100 U KINGDOM	2240	199	4260	927	
400 U STATES	60131	23184	572792	238985	
	62371	23383	577052	239912	
TALL OIL AND TALL OIL PITCH	CWT				1584
400 U STATES	2447	8455	40215	175742	
	2447	8455	40215	175742	
COTTON SEED CAKE AND MEAL	CWT				1591
304 ARGENTINA			6614	17685	
352 MEXICO			3600	11536	
400 U STATES			2260	8116	
			12474	37337	
LINSEED OIL CAKE AND MEAL	CWT				1592
347 JAPAN			1100	2707	
400 U STATES	809	2347	9023	34714	
	809	2347	10123	37421	
PALM NUT CAKE AND MEAL	CWT				1593
SOYA BEAN OIL CAKE AND MEAL	CWT				1594
400 U STATES	21419	71489	327544	1187682	
	21419	71489	327544	1187682	
SOYA BEAN FLOUR	CWT				1595
400 U STATES	1837	25996	22332	251316	
	1837	25996	22332	251316	
CASTOR OIL NOT EDIBLE	CWT				1601
100 U KINGDOM	110	2561	941	17305	
215 INDIA			3781	63089	
309 BRAZIL	1159	26199	34073	588317	
362 PARAGUAY			1239	19415	
400 U STATES	2985	86142	15591	381454	
	4254	113902	52625	1069580	
CHINAWOOD OIL NOT EDIBLE	CWT				1602
231 HONG KONG			972	22011	
304 ARGENTINA			1310	36832	
313 CHINA	300	7276	2878	71499	
362 PARAGUAY			172	4675	

IMPORTS INTO CANADA FOR CONSUMPTION

Articles and Countries from which Imported	MONTH OF NOVEMBER 1950		ELEVEN MONTHS ENDED NOVEMBER 1950		Class Number
	Quantities	Values (\$)	Quantities	Values (\$)	
400 U STATES	6131	159582	58745	1595805	
COCOANUT OIL NOT EDIBLE	6431	166858	64077	1730822	1603
100 U KINGDOM			51702	786125	
217 CEYLON	2195	41407	128162	2110324	
218 MALAYA			190	3062	
400 U STATES	11031	185887	12124	308561	
COTTON SEED OIL	13226	227294	199252	3208072	1608
100 U KINGDOM			27992	453204	
304 ARGENTINA			41228	692384	
309 BRAZIL			438	8035	
400 U STATES	99873	1987002	732037	10186784	
ESSENTIAL OIL N O P	99873	1987002	801695	11340407	1606
100 U KINGDOM	17209	14241	156548	113801	
215 INDIA			2240	4845	
217 CEYLON			7240	6704	
221 B GUIANA			816	5226	
224 JAMAICA			5980	37207	
225 TRINIDAD			1530	10042	
228 LEEW WIND			1770	9263	
231 HONG KONG	4130	1657	4130	1657	
234 AUSTRALIA			200	743	
309 BRAZIL	2520	1757	6749	9179	
327 FRANCE	97	2244	15719	76376	
337 GUATEMALA			400	884	
338 HAITI			440	656	
344 ITALY			1612	8371	
352 MEXICO			25	83	
362 PARAGUAY			3052	11991	
372 SPAIN	550	957	550	957	
376 SWITZRLND	203	2169	1692	38123	
400 U STATES	68842	178959	667891	2064240	
EUCALYPTUS OIL	93551	201984	878584	2400348	1607
234 AUSTRALIA	4400	3367	5259	4051	
400 U STATES	818	684	9749	7266	
FLAXSEED OR LINSEED OIL	5218	4051	15008	11317	1608
100 U KINGDOM			29	521	
400 U STATES	2412	38956	5980	106564	
FOOTS OF COTTON SEED OR OLIVES	2412	38956	6009	107085	1609
400 U STATES	721	10330	3962	46797	
OLIVE OIL FDR MANUFACTURING	721	10330	3962	46797	1610
232 MALTA			20	294	
327 FRANCE			507	10841	
328 FR AFRICA	243	7275	1347	32283	
400 U STATES	37	1133	131	3998	
PALM AND PALM KERNEL OIL	280	8408	2005	47416	1611
100 U KINGDOM			21418	334814	
307 BEL CONGO	10303	136820	100882	1179553	
400 U STATES	618	11120	19310	254061	
PEANUT OIL	10921	147940	141410	1768428	1613
100 U KINGDOM			48160	762609	
215 INDIA	3946	80515	3946	80515	
400 U STATES	602	13015	10627	144055	
PEPPERMINT OIL	4548	93530	62733	987179	1614
234 AUSTRALIA			400	494	
309 BRAZIL			800	2538	
347 JAPAN			300	1890	
400 U STATES	7634	48876	47936	321049	
PERILLA OIL	7634	48876	49436	325971	1615
RESIN OIL					1617
100 U KINGDOM			165	1408	
304 ARGENTINA			592	17347	
400 U STATES	989	9522	12556	62220	
SESAME SEED OIL	989	9522	13313	84975	1618
231 HONG KONG	11	353	92	3321	
400 U STATES			24	774	
SOYA BEAN OIL FOR MANUFACTURE	11	353	116	4095	1619
400 U STATES	3572	55689	35546	561719	
VEGETABLE OIL N O P NOT EDIBLE	3572	55689	35546	561719	1620
100 U KINGDOM			1174	23669	
400 U STATES	8815	191274	72227	1373040	
RAPE SEED OIL	8815	191274	74101	1396709	1621
400 U STATES			106	1729	
CASHEW NUT SHELL OIL			106	1729	1622
400 U STATES			1264	25214	
OITICICA OIL			1264	25214	1623
309 BRAZIL			1566	33360	
400 U STATES			27	713	
			1593	34073	

## IMPORTS INTO CANADA FOR CONSUMPTION

Articles and Countries from which Imported	MONTH OF NOVEMBER 1950		ELEVEN MONTHS ENDED NOVEMBER 1950		Class Number
	Quantities	Values (\$)	Quantities	Values (\$)	
SUNFLOWER SEED OIL 304 ARGENTINA	CWT 8812	131254	163320	2554218	1624
	8812	131254	163320	2554218	
VEGETABLE OILS FOR TEXTILES 100 U KINGDOM 400 U STATES	CWT 2 2307	38 47225	6 15457	87 380185	1625
	2309	47263	15463	380272	
LEMON OIL AND ORANGE OIL 100 U KINGDOM 309 BRAZIL 344 ITALY 376 SWITZRLND 400 U STATES	LB 20	200	1093 352 18530 35	2835 610 57048 1531	1626
	7333	24191	127890	305254	
	7353	24391	147900	367978	
SPEARMINT OIL 400 U STATES	LB 455	1954	22733	104540	1627
	455	1954	22733	104540	
ROSE BUSHES NDP 100 U KINGDOM 306 BELGIUM 327 FRANCE 354 NETHRLNDS 400 U STATES	NO 133 500	50 73	5187 12615 1608	2610 2340 187	1646
	16177	3251	296297	64977	
	147	116	180059	69943	
	16957	3490	495766	140057	
BUSHES ROOTS AND VINES N O P 327 FRANCE 354 NETHRLNDS 400 U STATES	NO		32910 5487	1473 817	1647
	7561	724	722245	28669	
	7561	724	760642	30959	
APPLE TREES N D P 306 BELGIUM 327 FRANCE 354 NETHRLNDS 400 U STATES	NO 4670	834	641 7070 1100	324 1273 325	1651
	1725	1705	42916	23763	
	6395	2539	51727	25685	
PEACH TREES AND JUNE BUDS NOP 400 U STATES	ND 315	241	31800	16256	1653
	315	241	31800	16256	
FRUIT TREES N O P 327 FRANCE 354 NETHRLNDS 400 U STATES	ND 1100	147	1950 1272	246 520	1657
	14274	7645	107613	63577	
	15374	7792	110835	64343	
AZALEAS RHODODENDRONS ETC 100 U KINGDOM 220 BERMUDA 231 HDNG KONG 234 AUSTRALIA 306 BELGIUM 315 C RICA 327 FRANCE 335 GERMANY 344 ITALY 347 JAPAN 354 NETHRLNDS 400 U STATES		3755 864		14781 3659 4330 136 91889 25 17057 995 2354 5001	1662
		36755		493449	
		54549		226471	
		108648		860147	
PALMS FERNS FICUS CANNAS ETC 100 U KINGDOM 306 BELGIUM 354 NETHRLNDS 400 U STATES		643 43		2738 6460	1663
		2982		17292	
		1649		14267	
		5317		40757	
TULIP BULBS 100 U KINGDOM 306 BELGIUM 327 FRANCE 354 NETHRLNDS 400 U STATES				8938 5212 364	1664
		15949		409444	
		169		1202	
		16118		425160	
GLADIOLI BULBS 100 U KINGDOM 354 NETHRLNDS 400 U STATES		90 60		25 15008 26882	1665
		150		41915	
FLOWERS AND FOLIAGE CUT 344 ITALY 383 HAWAII 400 U STATES		125		2370 125	1666
		8470		14546	
		8595		17041	
TREES SEEDLING STOCK 100 U KINGDOM 306 BELGIUM 327 FRANCE 354 NETHRLNDS 400 U STATES		745		170 28 1830 4035	1668
		1591		36200	
		2336		42263	
FLORIST OR NURSERY STOCK N O P 100 U KINGDOM 306 BELGIUM 327 FRANCE 352 MEXICO 354 NETHRLNDS 387 VENEZUELA 400 U STATES		37 3732		2726 17243 937 1596	1669
		5886		198574	
		12172		2652	
		21827		217148	
				440876	



IMPORTS INTO CANADA FOR CONSUMPTION

Articles and Countries from which Imported		MONTH OF NOVEMBER 1950		ELEVEN MONTHS ENDED NOVEMBER 1950		Class Number
		Quantities	Values (\$)	Quantities	Values (\$)	
LATEX		LB				1680
100 U KINGDOM		63730	38238	267117	135185	
217 CEYLON				29436	7067	
218 MALAYA		149488	85128	696620	282370	
355 INDONESIA				22015	5962	
400 U STATES		475786	250769	6153388	1981185	
		689004	374135	7168576	2411769	
BALATA CRUOE		LB				1681
100 U KINGDOM				330	581	
309 BRAZIL				7986	3249	
400 U STATES		300	937	15224	21704	
		300	937	23540	25534	
GUTTA PERCHA UNMANUFACTURED		LB				1682
RUBBER CRUDE CAOUTCHOUC		LB				1683
100 U KINGDOM		56672	30309	435010	171840	
215 INDIA				67200	13800	
217 CEYLON		718250	348792	8915932	2609434	
218 MALAYA		7511026	3426354	72558074	18379603	
219 SEI OTHER				56000	12481	
352 MEXICO				800	126	
355 INDONESIA				180506	57488	
400 U STATES		574467	338202	4026928	1568989	
		8860415	4143657	86240450	22813761	
COMB BLANKS OF HARD RUBBER						1684
400 U STATES			2058		16677	
			2058		16677	
RUBBER POWDERED WASTE OR JUNK		CWT				1687
100 U KINGDOM		4674	13733	12488	24955	
218 MALAYA				134	3471	
400 U STATES		6177	19200	50600	133875	
		10851	32933	63222	162301	
RUBBER RECOVERED		CWT				1688
100 U KINGDOM		606	4432	3018	21341	
400 U STATES		25338	226359	195295	1692391	
		25944	230791	198313	1713732	
RUBBER SUBSTITUTE OR SYNTHETIC		CWT				1689
400 U STATES		1631	57433	32002	1056202	
		1631	57433	32002	1056202	
RUBBER THREAD NOT COVERED		LB				1690
100 U KINGDOM		4104	4038	43822	36444	
400 U STATES		12057	23279	68358	121041	
		16161	27317	112180	157485	
HARD RUBBER STRIP SHEET ROO		LB				1691
100 U KINGDOM				59165	20693	
335 GERMANY				599	265	
400 U STATES		1432	1242	6687	7926	
		1432	1242	66451	28884	
BATHING SHOES RUBBER		PAIR				1700
100 U KINGDOM				5690	1860	
400 U STATES		148	97	2867	1922	
		148	97	8557	3782	
BELTING RUBBER						1701
100 U KINGDOM			7026		28655	
400 U STATES			45574		253635	
			52600		282290	
CANVAS SHOES RUBBER SOLES		PAIR				1702
100 U KINGDOM		909	1015	2333	2596	
215 INDIA				31320	9862	
218 MALAYA				120	106	
231 HONG KONG				5640	4514	
317 CZECHO S				51528	46481	
347 JAPAN				2275	2486	
400 U STATES		121	343	1720	3359	
		1030	1358	94936	69404	
BOOTS AND SHOES RUBBER M O P		PAIR				1703
100 U KINGDOM		11282	17277	40583	54234	
317 CZECHO S		36615	31446	102419	90121	
400 U STATES		5114	3710	19396	24473	
		53011	52433	162398	168828	
CEMENT RUBBER						1704
100 U KINGDOM			927		4470	
400 U STATES			67692		745381	
			68619		749851	
CLOTHING RUBBER M O P						1706
100 U KINGDOM			2224		27055	
327 FRANCE					1540	
335 GERMANY					2547	
400 U STATES			4946		45279	
			7170		76421	
GLOVES RUBBER		DZ PR				1706
100 U KINGDOM				952	3744	
335 GERMANY				767	1220	
400 U STATES		869	4841	9596	46477	
		869	4841	11315	51441	
GOLF BALLS		D0Z				1707
100 U KINGDOM		4838	13586	35882	100798	
400 U STATES		36	206	796	2333	
		4874	13792	36678	103131	
HEELS RUBBER		PAIR				1708
100 U KINGDOM				5040	633	
400 U STATES		28665	1995	287096	29914	
		28665	1995	292136	30547	

## IMPORTS INTO CANADA FOR CONSUMPTION

Articles and Countries from which Imported	MONTH OF NOVEMBER 1950		ELEVEN MONTHS ENDED NOVEMBER 1950		Class Number
	Quantities	Values (\$)	Quantities	Values (\$)	
HOSE RUBBER OR RUBBER LINED					1709
100 U KINGDOM		1708		16667	
400 U STATES		94745		760863	
		96453		777530	
WATER BOTTLES RUBBER					1710
100 U KINGDOM		1160		8789	
400 U STATES		1881		31202	
		3041		39991	
MATERIALS FOR SEALING COMPOUND					1711
400 U STATES		18657		102495	
		18657		102495	
MATS AND MATTING RUBBER					1712
100 U KINGDOM		539		19848	
400 U STATES		86318		491761	
		86857		511609	
PACKING RUBBER					1713
100 U KINGDOM		578		10026	
400 U STATES		22385		228327	
		22963		238353	
RAINCOATS RUBBER	NO				1714
100 U KINGDOM			332	3153	
400 U STATES		246	1954	5747	
	92	246	2286	8900	
TIRE CASINGS FOR BICYCLES	NO				1715
100 U KINGDOM	8505	7426	100557	77963	
306 BELGIUM	40	43	40	43	
327 FRANCE	100	94	176	277	
344 ITALY			1180	2228	
359 NORWAY	2000	1240	2000	1240	
400 U STATES	799	1831	9106	13481	
	11444	10634	113059	95232	
TIRE CASINGS N O P	NO				1716
100 U KINGDOM	151	2193	2441	21605	
327 FRANCE	150	11962	2823	175865	
400 U STATES	675	67651	10104	626355	
	976	81806	15368	823825	
TIRES INNER TUBES N O P	NO				1717
100 U KINGDOM	100	130	3562	2811	
327 FRANCE	94	401	124	580	
400 U STATES	559	2341	7358	42310	
	753	2872	11044	45701	
TIRES SOLID AUTOMOBILE	NO				1718
400 U STATES	11	278	506	8654	
	11	278	506	8654	
TIRES SOLID RUBBER N O P					1719
100 U KINGDOM		3908		40128	
400 U STATES		8926		64635	
		12834		104763	
MANUFACTURES OF RUBBER N O P					1720
100 U KINGDOM		17607		226722	
217 CEYLON		26968		129721	
218 MALAYA		13962		69937	
305 AUSTRIA				858	
306 BELGIUM				218	
317 CZECHOS				305	
318 DENMARK				16849	
327 FRANCE		423		1360	
335 GERMANY		1699		5845	
344 ITALY				102	
347 JAPAN		2377		27216	
376 SWITZRLND				30	
400 U STATES		595485		5467713	
		658521		5946876	
TIRES INNER TUBEY BICYCLE	NO				1721
100 U KINGDOM	2050	722	47350	16091	
306 BELGIUM			18148	5479	
347 JAPAN			9600	2483	
354 NETHRLNDS			550	204	
359 NORWAY	2500	550	2500	550	
400 U STATES	48	34	3934	1671	
	4598	1306	82082	26478	
GASKETS AND WASHERS RUBBER					1722
100 U KINGDOM		198		2860	
400 U STATES		80534		600548	
		80732		603408	
DRUGGISTS SUNDRIES RUBBER					1723
100 U KINGDOM		1850		23118	
327 FRANCE		64		483	
400 U STATES		58806		589964	
		60720		613565	
TIRE REPAIR MATERIAL OF RUBBER					1724
100 U KINGDOM				36	
400 U STATES		5754		127142	
		5754		127178	
NURSING NIPPLES RUBBER	GROSS				1725
100 U KINGDOM			558	1860	
400 U STATES	1411	4262	20793	79299	
	1411	4262	21351	81159	
FLOORING AND TILE OF RUBBER	SQ YO				1726
100 U KINGDOM	8014	18497	69928	158977	
400 U STATES	22585	48018	297385	698962	
	30597	66515	367313	857939	
V BELTS CHIEFLY OF RUBBER					1727
100 U KINGDOM		1674		11801	
400 U STATES		55561		493023	
		57235		504824	

IMPORTS INTO CANADA FOR CONSUMPTION

Articles and Countries from which Imported	MONTH OF NOVEMBER 1950		ELEVEN MONTHS ENDED NOVEMBER 1950		Class Number
	Quantities	Values (\$)	Quantities	Values (\$)	
ANNATTO SEED 224 JAMAICA	LB		42876	9051	1741
SUGAR BEET SEED 365 POLAND 400 U STATES	LB		992 763140 764132	174 139423 139597	1744
SEEDS FOR BLENDING 100 U KINGDOM 215 INDIA 234 AUSTRALIA 353 MOROCCO 354 NETHRLNDS 358 NICARAGUA 379 TURKEY 400 U STATES	LB	25200 6208	20100 85949 8717 686623 89137 1010 33000 2049510	2358 19125 455 45355 5894 223 1984 88756	1746
COTTON SEED	CWT	948193 44920	2974046	164150	1747
CLOVER SEED 100 U KINGDOM 236 NEW ZEAL 304 ARGENTINA 317 CZECHOS 318 DENMARK 335 GERMANY 354 NETHRLNDS 375 SWEDEN 389 IRELAND 400 U STATES	LB	103130 11604 6300 49604 25350 32097	36807 9526 4791 19698 32097	5606766 117800 10372 2205 46764 44945 11200 49604 22400 434745 2349827	1750
FLAX SEED 400 U STATES	BUSH	195988 183892 183892	102919 596782 596782	6346801 277582 277582	1751
BENT GRASS SEED 236 NEW ZEAL 400 U STATES	LB	8820	6115	23685 24041 47726	1753
GRASS SEED TIMOTHY 326 FINLAND 327 FRANCE 375 SWEDEN 400 U STATES	LB	8820	6115	40344	1754
GRASS SEED N O P 100 U KINGDOM 236 NEW ZEAL 318 DENMARK 354 NETHRLNDS 358 NICARAGUA 400 U STATES	LB	517935 517935	85363	552089 55046 154330 2864899 811574	1755
MILLET AND RAPE SEED 100 U KINGDOM 234 AUSTRALIA 400 U STATES	LB	1000 36120 565610 12100 144330 559160	579 18176 112153 1867 39869 172644	1636 163447 520199 27600 50907 2163986 807444	1756
MUSHROOM SPAWN 400 U STATES	LB	11648 121937 900 134485	499 4750 91 5340	39019 177011 254170 470200	1757
PEAS AND BEANS SEED 100 U KINGDOM 236 NEW ZEAL	LB	2500 5600 8100	200 518 718	3694 6516 15046 25256	1758
SEED POTATOES 400 U STATES	CWT			301 518 819	1759
SEEDS 5 DOLLARS OR OVER PER LB 100 U KINGDOM 347 JAPAN 354 NETHRLNDS 400 U STATES				7837 21987 7837 21987	1762
GARDEN FIELD ROOT SEEDS N O P 100 U KINGDOM 215 INDIA 231 HONG KONG 236 NEW ZEAL 304 ARGENTINA 306 BELGIUM 312 CHILE 318 DENMARK 323 EL SALV 327 FRANCE 335 GERMANY 344 ITALY 347 JAPAN 353 MOROCCO 354 NETHRLNDS 358 NICARAGUA 377 SYRIA 400 U STATES		2609 931 342 749 130		279 580 5218 44174 50251 10737 4423 9900 941 1111 115 1286 7247 403 563 67 2785 361 1944 49962 14458 2672 425201 534176	1766

## IMPORTS INTO CANADA FOR CONSUMPTION

Articles and Countries from which Imported	MONTH OF NOVEMBER 1950		ELEVEN MONTHS ENDED NOVEMBER 1950		Class Number
	Quantities	Values (\$)	Quantities	Values (\$)	
TOBACCO TURKISH UNSTEMMED	LB				1776
100 U KINGDOM			300	647	
204 S RHOD	3884	2108	41160	22273	
206 N RHOD	12382	5995	108187	48744	
336 GREECE	1520	1752	32519	38341	
379 TURKEY	7624	8990	73336	80354	
400 U STATES	3849	3777	36097	35417	
	29259	22622	291599	225776	
TOBACCO TURKISH STEMMED	LB				1777
TOBACCO FLUE CURED UNSTEMMED	LB				1778
400 U STATES	2237	1586	43910	24712	
	2237	1586	43910	24712	
CIGAR LEAF UNSTEMMED	LB				1779
316 CUBA	7508	20810	72931	192032	
335 GERMANY			254	816	
354 NETHLND			383	1449	
355 INDONESIA	6334	39465	36052	181953	
400 U STATES	32226	11230	344968	1235379	
	46068	171505	454588	1611629	
TOBACCO N O P UNSTEMMED	LB				1780
377 SYRIA	8891	3829	76794	33923	
400 U STATES	3734	1568	8752	4134	
	12625	5397	85546	38057	
TOBACCO FLUE CURED STEMMED	LB				1781
CIGAR LEAF STEMMED	LB				1782
316 CUBA	40938	62629	304053	469693	
400 U STATES	502	827	3447	4435	
	41440	63456	307500	474128	
TOBACCO N O P STEMMED	LB				1783
400 U STATES			3864	4661	
			3864	4661	
CIGARS	LB				1784
215 INDIA			80	163	
224 JAMAICA			80	569	
316 CUBA	419	4239	4370	45149	
354 NETHLND	570	2924	1722	8695	
400 U STATES	69	634	247	2185	
	1058	7797	6499	56761	
CIGARETTES	LB				1785
100 U KINGDOM	474	1003	1832	3800	
322 EGYPT			41	110	
400 U STATES	51409	83196	461929	740374	
	51883	84199	463802	744284	
SNUFF	LB				1786
100 U KINGDOM	165	498	1903	6150	
400 U STATES			611	345	
	165	498	2514	6495	
TOBACCO CUT	LB				1787
100 U KINGDOM	5250	9260	52102	94350	
231 HONG KONG	100	175	2020	3171	
354 NETHLND	55	68	158	208	
400 U STATES	30144	35415	244171	309142	
	35549	44918	298451	406871	
TOBACCO MANUFACTURED N O P	LB				1788
100 U KINGDOM	50	62	835	1169	
400 U STATES	3960	2188	32001	18780	
	4010	2250	32836	19949	
LOCUST BEANS LOCUST BEAN MEAL	LB				1811
344 ITALY	5511	409	5511	409	
400 U STATES			24169	5452	
	5511	409	29680	5861	
BRISTLES N O P	LB				1812
BROOM CORN					1813
344 ITALY		4152		174950	
352 MEXICO		4105		4105	
353 MOROCCO		3581		3581	
400 U STATES		92664		692779	
		104502		875415	
CATTLE FOOD WITH MOLASSES					1815
400 U STATES				2802	
				2802	
DRUGS CRUDE BARKS FLOWERS					1816
100 U KINGDOM		546		9502	
207 UN SO AFR				715	
215 INDIA		8021		28100	
224 JAMAICA				3006	
231 HONG KONG		5198		39968	
304 ARGENTINA				74	
306 BELGIUM		742		3601	
309 BRAZIL		460		477	
313 CHINA				2650	
314 COLOMBIA		350		866	
323 EL SAMVD		157		3406	
327 FRANCE		1199		4930	
339 HONDURAS				2176	
344 ITALY				711	
352 MEXICO				13	
353 MOROCCO				1349	
388 YUGO SLAV				5271	
400 U STATES		24746		238066	
		41419		344881	

IMPORTS INTO CANADA FOR CONSUMPTION

Articles and Countries from which Imported	MONTH OF NOVEMBER 1950		ELEVEN MONTHS ENDED NOVEMBER 1950		Class Number
	Quantities	Values (\$)	Quantities	Values (\$)	
GLUE VEGETABLE					
100 U KINGDOM	LB		2240	105	1817
400 U STATES		273 83	16490	2516	
		273 83	18730	2621	
HAY AND STRAW	TON				1818
400 U STATES		69 1992	2005	50682	
		69 1992	2005	50682	
IVORY NUTS					1819
321 ECUADOR				10388	
				10388	
MUCILAGE AND SOME	LB				1824
815 VE PASTE					
100 U KINGDOM		5600 885	14639	3321	
400 U STATES		37604 7541	222148	44008	
		43204 8426	236787	47329	
PALM LEAF UNMANUFACTURED					1825
231 HONG KONG				35	
400 U STATES				19571	
				19606	
ROOTS MEDICINAL					1827
ALKANET JALAP					
100 U KINGDOM				621	
203 B E AFK				7105	
231 HONG KONG		21		4008	
313 CHINA				215	
314 COLOMBIA				1804	
327 FRANCE				4747	
352 MEXICO				90	
400 U STATES		4006		14839	
		4027		33429	
STARCH AND PREPARATIONS	LB				1828
N O P					
231 HONG KONG		540 77	5924	1410	
354 NETHRLNDS		132827 11113	245441	20758	
400 U STATES		626897 40938	4005778	265905	
		760264 52128	4257143	288073	
STARCH POTATO POTATO FLOUR	LB				1829
354 NETHRLNDS			15321	814	
400 U STATES		500 26	817736	56789	
		500 26	833057	57603	
STARCH FOR PASTE	LB				1830
400 U STATES		2000 609	4060	1269	
		2000 609	4060	1269	
TAR PINE CRUDE IN BULK	GAL				1832
100 U KINGDOM			10586	1896	
375 SWEDEEN			236	136	
400 U STATES		26145 10267	279553	113166	
		26145 10267	290375	115198	
TEASELS					1833
100 U KINGDOM				1231	
327 FRANCE		923		923	
400 U STATES		4685		17531	
		5608		19685	
TURPENTINE RAW OR CRUDE	LB				1834
400 U STATES			122248	8125	
			122248	8125	
TURPENTINE SPIRITS OF	GAL				1835
352 MEXICO			20375	11996	
400 U STATES		163224 126905	1762655	1000223	
		163224 126905	1783030	1012219	
VEGETABLE PRODUCTS					1836
N U P					
100 U KINGDOM		3305		17784	
231 HONG KONG		993		5933	
309 BRAZIL				210	
313 CHINA				59	
316 CUBA				89	
327 FRANCE		409		910	
344 ITALY		94		1963	
347 JAPAN				164	
400 U STATES		35833		248894	
		40634		276006	
VEGETABLE COLOURING					1839
100 U KINGDOM		2837		10623	
400 U STATES		16531		277884	
		19368		288507	
DEXTRINE STARCH MIXTURES	LB				1840
N O P					
100 U KINGDOM		131320 9061	574032	45715	
354 NETHRLNDS		164815 10786	888109	56502	
400 U STATES		108377 9808	985515	90637	
		404512 29655	2447656	192854	
DEXTRINE STARCH NOT A PASTE	LB				1841
400 U STATES		6045 520	16445	1601	
		6045 520	16445	1601	
DISTILLERS SOLUBLES					1842
400 U STATES		10414		90050	
		10414		90050	
VEGETABLE FLOUR					1843
N O P NOT EDIBLE					
218 MALAYA				549	
231 HONG KONG				140	
309 BRAZIL		10226		51810	
317 CZECHO S				2522	
375 SWEDEEN		895		2619	
400 U STATES		33915		254657	
		45036		312297	
NON FOODS TAR					1844
68A 206 662 809					
400 U STATES		234		3125	
		234		3125	

## IMPORTS INTO CANADA FOR CONSUMPTION

Articles and Countries from which Imported	MONTH OF NOVEMBER 1950		ELEVEN MONTHS ENDED NOVEMBER 1950		Class Number
	Quantities	Values (\$)	Quantities	Values (\$)	
VEGETABLE FLAVOURINGS					1846
100 U KINGDOM		663		2953	
232 MALTA				919	
312 CHILE				430	
327 FRANCE		2066		3404	
344 ITALY				2574	
354 NETHLND S				2682	
400 U STATES		23486		291386	
		26215		304348	
SIZING PREPARATIONS N O P	L B				1846
100 U KINGDOM			3497	933	
400 U STATES	57119	9970	1030922	142628	
	57119	9970	1034419	143561	

Articles and Countries from which Imported	MONTH OF NOVEMBER 1950		ELEVEN MONTHS ENDED NOVEMBER 1950		Class Number	
	Quantities	Values (\$)	Quantities	Values (\$)		
<b>GROUP 2</b>						
<b>ANIMALS AND ANIMAL PRODUCTS</b>						
<b>CATTLE PURE BRED</b>						
100 U KINGDOM	NO	7	6024	194	129556	2012
400 U STATES		77	48987	547	401371	
		84	55011	741	530927	
<b>BABY CHICKS</b>						
400 U STATES	NO			3213	1858	2013
				3213	1858	
<b>DOGS PURE BRED</b>						
100 U KINGDOM	NO	5	598	52	6271	2014
207 UN SO AFR				1	100	
335 GERMANY				1	300	
389 IRELAND				1	100	
400 U STATES		17	1019	200	28207	
		22	1617	255	34978	
<b>FOWLS DOMESTIC PURE BRED</b>						
400 U STATES	NO			1156	2117	2015
				1156	2117	
<b>HORSES PURE BRED</b>						
100 U KINGDOM	NO	1	600	18	21631	2018
228 LEW WIND		2	644	2	644	
400 U STATES		14	18756	40	71561	
		17	20000	60	93836	
<b>RABBITS PURE BRED</b>						
100 U KINGDOM	NO			6	65	2019
400 U STATES				37	550	
				43	615	
<b>SHEEP PURE BRED</b>						
100 U KINGDOM	NO	60	8435	151	18247	2020
400 U STATES		1	157	29	3980	
		61	8592	180	22227	
<b>ANIMALS FOR IMP OF STOCK N O P</b>						
100 U KINGDOM	NO	16	96	77	15932	2021
400 U STATES		2	166	17	3158	
		18	262	94	19090	
<b>HORSES N O P</b>						
100 U KINGDOM	NO	6	3000	16	7569	2035
327 FRANCE				2	3088	
352 MEXICO				1	530	
389 IRELAND				3	3551	
400 U STATES		113	90491	1296	855002	
		119	93491	1318	869740	
<b>LIVESTOCK N O P</b>						
400 U STATES	NO	10	1355	67	8132	2037
		10	1355	67	8132	
<b>BEEES</b>						
400 U STATES					340469	2041
					340469	
<b>FOXES</b>						
400 U STATES	NO			1	50	2042
				1	50	
<b>LEECHES</b>						
400 U STATES			20		802	2043
			20		802	
<b>PIGEONS HOMING AND PHEASANTS</b>						
100 U KINGDOM					227	2044
400 U STATES					2542	
					2776	
<b>TURTLES</b>						
400 U STATES			965		8556	2045
			965		8556	
<b>ALL OTHER ANIMALS LIVING N O P</b>						
100 U KINGDOM			212		1844	2046
234 AUSTRALIA					163	
306 BELGIUM			101		654	
309 BRAZIL					1914	
318 DENMARK					309	
335 GERMANY					40	
352 MEXICO					478	
354 NETHRLNDS			2617		12435	
381 ALASKA					50	
400 U STATES			4994		62098	
			7924		79985	
<b>MINK</b>						
400 U STATES	NO	257	19350	1284	90006	2047
		257	19350	1284	90006	
<b>BONES CRUDE</b>						
328 FR AFRICA	CWT			13	188	2051
400 U STATES		28	713	176	3940	
		28	713	189	4128	
<b>BONE DUST CHARRED BONE</b>						
100 U KINGDOM	CWT	2333	7870	37013	62454	2052
234 AUSTRALIA		1680	4072	2800	6787	
304 ARGENTINA				8627	23836	
354 NETHRLNDS				530	4044	
400 U STATES		4670	22516	16380	102236	
		8683	34458	65350	199357	
<b>BONE PITCH CRUDE ONLY</b>						
400 U STATES	CWT	322	2258	3582	23095	2053
		322	2258	3582	23095	
<b>CHARCOAL ANIMAL FOR SUGAR</b>						
100 U KINGDOM	CWT	2830	21705	26897	205500	2054

## IMPORTS INTO CANADA FOR CONSUMPTION

Articles and Countries from which Imported	MONTH OF NOVEMBER 1950		ELEVEN MONTHS ENDED NOVEMBER 1950		Class Number
	Quantities	Values (\$)	Quantities	Values (\$)	
354 NETHHLNOS	1118	9408	1648	13452	
IVORY AND MANUFACTURES	3948	31113	28545	218952	2063
100 U KINGDOM		362		1775	
231 HONG KONG		40		1280	
313 CHINA				446	
400 U STATES		218		3125	
BUTTON BLANKS OF SHELL ROUGH		620		6626	
231 HONG KONG				1275	2071
313 CHINA		1981		27543	
347 JAPAN				6107	
364 PHIL				1823	
400 U STATES		1471		10875	
SHELLS UNMANUFACTURED FOSSILS		3452		47623	
100 U KINGDOM		16		54	2073
227 BAHAMAS				1226	
234 AUSTRALIA				983	
400 U STATES		3785		26955	
SHELLS N O P CRUSHED OR GROUND	CWT	3801		29218	
400 U STATES					2074
OYSTER SHELLS CRUSHED OR NOT	CWT	897	2723	2367	
400 U STATES		897	2723	2367	2075
FEATHERS NATURAL		47247	570186	320077	
100 U KINGDOM					2081
207 UN SO AFR		1905		4335	
231 HONG KONG				5945	
304 ARGENTINA		2663		20553	
313 CHINA				201	
317 CZECHO S				4748	
327 FRANCE				17	
335 GERMANY				1931	
400 U STATES		9928		496	
BAOMINTON SHUTTLECOCKS BIRDS	GROSS	14496		220540	
100 U KINGDOM				258766	2083
215 INDIA		4	43	1491	
216 PAKISTAN		171	35	1004	
400 U STATES			78	1121	
MANUFACTURES OF FEATHERS N O P			9	199	
100 U KINGDOM					2084
231 HONG KONG		171	165	3815	
317 CZECHO S					
327 FRANCE					
335 GERMANY					
352 MEXICO					
400 U STATES		3335		39623	
FEATHERBONE COILS		6073		156819	
400 U STATES		4199		36312	2085
QUILLS NATURAL OR UNPLUMED		4199		36312	
100 U KINGDOM				2673	2086
207 UN SO AFR				19350	
304 ARGENTINA				248	
317 CZECHO S		5101		23428	
327 FRANCE				159	
400 U STATES		14152		93351	
COD HADDOCK POLLOCK FRESH	LB	19253		139209	
341 ICELAND			18162	454	2091
381 ALASKA			13400	2156	
400 U STATES		41533	91552	12323	
HALIBUT FRESH	LB	41533	123114	14933	
400 U STATES		25956	361973	70836	2092
FISH LIVERS	LB	25956	361973	70836	
400 U STATES		48853	225763	53575	2093
HERRINGS FRESH	LB	48853	225763	53575	
400 U STATES		123975	2678810	33047	2094
LIVE FISH AND EGGS PROPAGATING		123975	2678810	33047	
400 U STATES					2095
LOBSTERS FRESH	LB				
400 U STATES		1026		12568	2096
MACKEREL FRESH	LB	29806	323671	136123	
400 U STATES		29806	323671	136123	2097
OYSTERS SEED AND BREEDING			8300	215	
400 U STATES			8300	215	2098
OYSTERS IN THE SHELL	BRL			41367	
400 U STATES				41367	2099
		31	253	3895	
		31	253	3895	



Articles and Countries from which Imported	MONTH OF NOVEMBER 1950		ELEVEN MONTHS ENDED NOVEMBER 1950		Class Number
	Quantities	Values (\$)	Quantities	Values (\$)	
OYSTERS SHELLED IN BULK 400 U STATES	GAL 13732	82633	66020	385083	2100
SALMON FRESH 381 ALASKA 400 U STATES	LB 1650	560	9644 14247	1985 4811	2101
SQUID FRESH 231 HONG KONG 347 JAPAN 400 U STATES		393 809 696		11356 4233 16960	2102
FISH ALL OTHER FRESH 100 U KINGDOM 231 HONG KONG 234 AUSTRALIA 347 JAPAN 354 NETHRLNDS 359 NORWAY 363 PERU 400 U STATES	LB 50100	17797	1994 680 30800 1329088 54510 108 18679 1342152	512 384 4850 219307 18937 50 2434 177294	2103
COD HADDOCK POLLOCK DRIED 100 U KINGDOM 359 NORWAY 400 U STATES	LB 12723	3913	23400 39728	4618 11682	2111
COD HADDOCK POLLOCK SALTED 341 ICELAND 400 U STATES	LB 18098	6021	24987 88115	8833 25133	2113
HALIBUT SALTED	LB		5264 2070	329 327	2114
HERRINGS SALTED 100 U KINGDOM 334 ST PIERRE 341 ICELAND 354 NETHRLNDS 359 NORWAY 375 SWEDEN 400 U STATES	LB 111808	12498	294786 200 1250 852204 360052 148034 151768	34663 20 287 119043 30140 11227 21994	2115
MACKEREL PICKLED	LB		7334	656	2117
SALMON SALTED 400 U STATES	LB		2749	1460	2118
SALMON SMOKED 400 U STATES	LB 335	281	435	365	2119
FISH DRIED N O P 231 HONG KONG 347 JAPAN 359 NORWAY 400 U STATES	LB 324	285	7424 7012 8266	5406 4602 2359	2120
FISH ALL OTHER SALTED 100 U KINGDOM 231 HONG KONG 359 NORWAY 372 SPAIN 375 SWEDEN 400 U STATES	LB 6510	3512	7217 10587 8320 18250	4364 1705 751 3331	2121
FISH OTHER SMOKED OR BONELESS 100 U KINGDOM 354 NETHRLNDS 400 U STATES	LB 8120	1566	29919 95038 250 772	16731 17541 75 321	2122
BRASS CLAMS SHRIMPS CANNED 231 HONG KONG 347 JAPAN 352 MEXICO 359 NORWAY 400 U STATES	LB 47327	33334	570643 150 44892 32800 13205	40 26094 16542 9335 425740	2131
SPICED HERRINGS CANNEO 100 U KINGDOM 359 NORWAY	LB 27637	4779	34500 89886 35244	477751 15993 10223	2132
LOBSTERS CANNED PREPARED N O P 100 U KINGDOM 207 UN SO AFR 400 U STATES	LB 13200	11953	6216 64 119225	26216 64 103692	2133
OYSTERS SHELLED IN CANS 400 U STATES	QUART 3409	4509	2556 22306	1478 38325	2136
OYSTERS PREPARED PRESERVED N O P 231 HONG KONG 347 JAPAN 400 U STATES	LB 175	175	2020 7766 8892	8358 6166 1737	2137
SALMON CANNED PREPARED N O P 100 U KINGDOM	LB 2038	1202	18678	16261	2138
			145	6H	

## IMPORTS INTO CANADA FOR CONSUMPTION

Articles and Countries from which Imported	MONTH OF NOVEMBER 1950		ELEVEN MONTHS ENDED NOVEMBER 1950		Class Number
	Quantities	Values (\$)	Quantities	Values (\$)	
400 U STATES			476	579	
PILCHARD CANNEO			621	647	
400 U STATES	LB				2139
	27900	2613	967080	83788	
	27900	2613	967080	83788	
ANCHOVIES SARGINES CANNED	LB				2140
100 U KINGDOM			184	156	
306 BELGIUM			750	248	
318 DENMARK			17564	7921	
327 FRANCE			3514	2936	
344 ITALY	938	729	2589	2316	
353 MOROCCO	13537	6515	36059	15545	
359 NORWAY	110765	63717	737516	445087	
365 POLAND	7095	3225	7095	3225	
366 PORTUGAL	49440	31365	209994	137776	
372 SPAIN			17966	9789	
375 SWEDEN	2833	995	21699	8972	
400 U STATES	525	374	23527	15064	
	185133	106920	1078457	649035	
TUNA FIBH CANNED	LB				2143
347 JAPAN	21600	7303	222758	77055	
363 PERU	26586	8360	107352	41210	
400 U STATES	3281	2818	6553	5702	
	51467	18481	336663	123967	
FISH PRESERVED IN OIL N O P					2144
213 BWA OTHER				163	
231 HONG KONG		898		20732	
327 FRANCE				183	
344 ITALY		1302		3279	
347 JAPAN		255		1977	
359 NORWAY		1339		1837	
363 PERU				15691	
366 PORTUGAL				484	
375 SWEDEN		423		723	
400 U STATES				2147	
		4217		47216	
FISH PREPARED OR PRESERVED NOP					2145
100 U KINGDOM		1027		5315	
231 HONG KONG		2199		19144	
236 NEW ZEAL		158		158	
318 DENMARK				682	
327 FRANCE				734	
344 ITALY				2397	
347 JAPAN		2335		16812	
352 MEXICO		815		6712	
354 NETHHLNOS		453		795	
359 NORWAY		603		11436	
375 SWEDEN		147		333	
400 U STATES		2960		17382	
		10697		81900	
HERRINGS CANNED	LB				2146
100 U KINGDOM	25725	3463	84710	12278	
231 HONG KONG	288	247	2644	1835	
359 NORWAY	47	39	4741	1809	
375 SWEDEN	2212	1338	7022	4475	
400 U STATES	142	99	1676	919	
	28414	5186	100793	21316	
FISH OFFAL OR REFUSE	CWT				2151
400 U STATES	969	1596	9494	18796	
	969	1596	9494	18796	
SPONGES OF MARINE PRODUCTION					2152
100 U KINGDOM		712		6086	
227 BAHAMAS				4625	
316 CUBA		2065		29776	
327 FRANCE				2201	
328 FR AFRICA				3728	
336 GREECE		566		13986	
344 ITALY				715	
377 SYRIA				435	
379 TURKEY				810	
400 U STATES		4136		42437	
		7479		104799	
FISHERY PRODUCTS N O P					2153
100 U KINGDOM		379		661	
207 UN SO AFR		647		2174	
231 HONG KONG		2008		15584	
347 JAPAN		1211		9740	
352 MEXICO				15947	
359 NORWAY		1105		1866	
375 SWEDEN				12	
400 U STATES		86076		547633	
		91426		593617	
FISH MEAL	CWT				2154
400 U STATES	1	47	1142	9483	
	1	47	1142	9483	
FUR SKINS CHINA AND JAP MINK	NO				2155
347 JAPAN			13200	22648	
400 U STATES	10945	24383	122879	268041	
	10945	24383	136079	290689	
FUR SKINS OPOSSUM UNRESSED	NO				2156
100 U KINGDOM			2072	2535	
234 AUSTRALIA			1000	1112	
400 U STATES			29085	14011	
			32157	17658	

IMPORTS INTO CANADA FOR CONSUMPTION

Articles and Countries from which Imported	MONTH OF NOVEMBER 1950		ELEVEN MONTHS ENDED NOVEMBER 1950		Class Number
	Quantities	Values (\$)	Quantities	Values (\$)	
FUR SKINS RACCOON UNDRESSED 400 U STATES	NO 7281	10713	178239	264400	2157
	7281	10713	178239	264400	
FUR SKINS SHEEP LAMB UNDRESSED 207 UN 80 AFR 234 AUSTRALIA 304 ARGENTINA 309 BRAZIL 386 URUGUAY 400 U STATES	NO 17420	44274	5000 12883 152283 510 42818 175075	6057 19725 288312 800 79295 488002	2158
	7689	32000	388569	882191	
	25109	76274			
FUR SKINS VISCACHA UNDRESSED	NO				2159
FUR SKINS WALLABY UNDRESSED	NO				2160
FUR SKINS MARINE UNDRESSED 400 U STATES	NO 25	104	1424	31022	2161
	25	104	1424	31022	
FUR SKINS FOX UNDRESSED 100 U KINGDOM 400 U STATES	NO 145 1519 1664	395 13896 14291	205 7508 7713	884 68560 69444	2162
FUR SKINS KOLINSKY UNDRESSED 400 U STATES	NO 1150	7377	24165	126389	2163
	1150	7377	24165	126389	
FUR SKINS MINK UNDRESSED 100 U KINGDOM 381 ALASKA 400 U STATES	NO 248 248	7765	1394 64 68272 69730	28011 1795 1289684 1319490	2164
FUR SKINS MUSKRAT UNDRESSED 100 U KINGDOM 400 U STATES	NO 43293	81516	11389 2684298	9361 4610345	2165
	43293	81516	2695687	4619706	
FUR SKINS PERSIAN LAMB UNDRESS 100 U KINGDOM 207 UN 80 AFR 301 AFGHAN 335 GERMANY 342 IRAN 354 NETHRLNDS 380 USSR 400 U STATES	NO 7911 27110 2200	61381 188061 19275	26837 46979 9507 2200 988 27575 5148 843996	225647 317439 108353 19275 4028 244584 30097 6147296	2166
	94864	653768	843996	6147296	
	132085	922485	963230	7096719	
FUR SKINS RABBIT UNDRESSED 234 AUSTRALIA 236 NEW ZEAL 306 BELGIUM 327 FRANCE 347 JAPAN 376 SWITZRLND 400 U STATES	NO 70665	12096	155668 4922 20000 448215 328000 6000	33860 839 7961 182637 75044 3647 373509	2167
	266491	73690	1277236	677497	
	441656	128521	2240041		
FUR SKINS SQUIRREL UNDRESSED 100 U KINGDOM 375 SWEDEN 380 USSR 400 U STATES	NO 84745	59314	28469 15000 9000 1097448	15732 8887 7583 813893	2168
	84745	59314	1149917	846095	
FUR SKINS UNDRESSED N O P 100 U KINGDOM 304 ARGENTINA 309 BRAZIL 313 CHINA 336 GREECE 347 JAPAN 376 SWITZRLND 380 USSR 381 ALASKA 400 U STATES	NO 318	1175	2369 200 1087 24400 384 150 12412 1550 64	12680 132 5527 15102 12155 1160 7345 13922 1130	2169
	54067	123588	671481	1428001	
	54385	124763	714097	1497154	
ABRACHAN RUSSIAN HARE DRESSED 400 U STATES				2859	2171
				2859	
RABBIT SKINS DRESSED N O P 100 U KINGDOM 317 CZECHO S 327 FRANCE 335 GERMANY 400 U STATES	DOZ 2214	9781	1168 2000 4704 447 939	12128 11400 30687 3511 8428	2172
	20	166			
	2234	9947	9258	66154	
FUR SKINS DRESSED N O P 100 U KINGDOM 309 BRAZIL 317 CZECHO S 327 FRANCE 380 USSR 400 U STATES		3093		53535 9671 3012 3605 10057	2173
		261		477877	
		27347		557757	
		30701			
HATTERS FURB NOT ON THE SKIN 100 U KINGDOM 306 BELGIUM 327 FRANCE 354 NETHRLNDS 400 U STATES	LB 1700 50275 2115 13500 34056	5398 99889 10028 42503 110418	14501 156068 48380 55803 273922	37625 292294 87673 141118 748587	2174
	101646	268236	548674	1307297	

## IMPORTS INTO CANADA FOR CONSUMPTION

Articles and Countries from which Imported	MONTH OF NOVEMBER 1950		ELEVEN MONTHS ENDED NOVEMBER 1950		Class Number
	Quantities	Values (\$)	Quantities	Values (\$)	
FUR SKINS SHEEP DRESSED					2175
100 U KINGDOM				3484	
234 AUSTRALIA				249	
304 ARGENTINA				2834	
327 FRANCE				20	
400 U STATES		19700		63660	
		19700		70247	
MANUFACTURES OF FUR N O P					2181
100 U KINGDOM		30807		314936	
234 AUSTRALIA		2753		8996	
313 CHINA				8164	
317 CZECHO S				5663	
327 FRANCE		2156		14933	
335 GERMANY				2777	
340 HUNGARY		1459		1459	
380 USSR				10134	
400 U STATES		74323		532467	
		111498		899529	
BRISTLES ANIMAL	LB				2191
100 U KINGDOM	133	1866	857	4452	
304 ARGENTINA			885	855	
386 URUGUAY			516	513	
400 U STATES					
		22799	359605	1330344	
		22932	115895	361863	
HAIR UNMANUFACTURED	LB				2192
100 U KINGDOM			3114	4303	
215 INDIA			29332	3227	
304 ARGENTINA			20553	19156	
316 CUBA			7056	4990	
400 U STATES		178483	1408926	359924	
		178483	62084	1468981	
HORSE HAIR	LB				2193
304 ARGENTINA	2451	5357	38367	24260	
362 PARAGUAY			5712	4103	
400 U STATES			210596	287714	
		58454	81411	254675	
		60905	86768	316077	
HAIR CURLED OYED N O P					2194
100 U KINGDOM			32	2291	
400 U STATES			276	7378	
			308	9669	
MANUFACTURES OF HAIR N O P					2195
100 U KINGDOM		600		6399	
231 HONG KONG		1903		32317	
313 CHINA				26031	
327 FRANCE		1073		3295	
335 GERMANY				421	
347 JAPAN				7508	
376 SWITZRLND				357	
400 U STATES		4820		43660	
		8396		119988	
CALF SKINS AND KIPS RAW	NO				2201
207 UN 90 AFR			500	1130	
234 AUSTRALIA			3500	6796	
236 NEW ZEAL	20000	87967	119129	466065	
318 DENMARK			500	2558	
327 FRANCE	4684	52292	20891	171711	
334 ST PIERRE			290	357	
335 GERMANY	1000	8141	1400	11925	
344 ITALY			1980	20067	
354 NETHRLNDS			7500	36945	
365 POLAND			6000	27270	
376 SWITZRLND			1100	10301	
400 U STATES	9436	62156	153236	829418	
	35120	210556	316026	1584543	
CATTLE HIDES RAW	NO				2202
215 INDIA			1650	5354	
236 NEW ZEAL			1731	27942	
304 ARGENTINA	31282	479284	119332	1527525	
309 BRAZIL			2021	15615	
318 DENMARK			200	3210	
334 ST PIERRE			122	1516	
344 ITALY			1218	24805	
354 NETHRLNDS			5361	50500	
386 URUGUAY			1000	14434	
400 U STATES	34475	559870	311297	4290476	
	65757	1039154	443932	5961377	
SHEEP SKINS RAW	NO				2203
100 U KINGDOM			360	197	
207 UN 90 AFR			14500	21966	
234 AUSTRALIA			33635	37078	
236 NEW ZEAL	18025	17600	182589	180625	
304 ARGENTINA	24399	78385	147082	316544	
309 BRAZIL			25648	38792	
312 CHILE			64735	148088	
334 ST PIERRE			115	223	
354 NETHRLNDS			700	1019	
386 URUGUAY	8022	33467	90375	200304	
400 U STATES	107847	264543	1043690	1990054	
	158293	393995	1603429	2934890	
OTHER HIDES AND SKINS RAW N O P	NO				2204
100 U KINGDOM			145	276	
234 AUSTRALIA			8000	46903	
236 NEW ZEAL	400	2100	4793	17437	
304 ARGENTINA			750	6439	
309 BRAZIL			11600	17160	
327 FRANCE			2847	29834	

Articles and Countries from which Imported	MONTH OF NOVEMBER 1950		ELEVEN MONTHS ENDED NOVEMBER 1950		Class Number
	Quantities	Values (\$)	Quantities	Values (\$)	
334 ST PIERRE			130	318	
339 HONDURAS			400	502	
400 U STATES	3788	33758	54473	209790	
	4188	35858	83138	328659	
GOAT SKINS AND KID SKINS HAW	NO				2205
100 U KINGDOM			971	2031	
207 UN SO AFR			28600	77758	
211 NIGERIA			12000	15295	
215 INDIA	20000	22544	54000	56390	
306 BELGIUM			1650	4662	
325 ETHIOPIA	3000	3591	9000	10221	
346 ITAL AFR	2400	2210	2400	2210	
372 SPAIN			600	2867	
400 U STATES	23766	24064	101156	106472	
	49166	52409	210377	277906	
HIDE SECTIONS OR BELLIES	NO				2206
234 AUSTRALIA			3935	2952	
304 ARGENTINA			360	495	
316 CUBA			1500	4211	
327 FRANCE	50	1061	50	1061	
400 U STATES	9938	43372	332949	561109	
	9988	44433	338794	569828	
LEATHER DRESSED KID					2210
100 U KINGDOM		71661		624325	
215 INDIA				3782	
327 FRANCE				7573	
335 GERMANY		6216		25982	
400 U STATES		129615		895197	
		207492		1556859	
BELTING LEATHER IN BUTTS					2211
100 U KINGDOM		27855		112483	
400 U STATES		9618		98797	
		37473		211280	
LEATHER TANNED N O P					2213
100 U KINGDOM		42416		480960	
207 UN SO AFR				7009	
215 INDIA		18348		133934	
234 AUSTRALIA		1917		6093	
304 ARGENTINA				373	
386 URUGUAY				1133	
400 U STATES		21227		267968	
		83908		897470	
LEATHER DRESSED N O P					2215
100 U KINGDOM		131336		1231637	
215 INDIA		3000		5875	
234 AUSTRALIA				18473	
306 BELGIUM				660	
309 BRAZIL		2787		3972	
318 DENMARK				759	
327 FRANCE		3399		12836	
335 GERMANY				1730	
352 MEXICO				1415	
354 NETHERLANDS		38		3927	
375 SWEDEN				60	
376 SWITZERLAND		1066		1066	
400 U STATES		113117		801577	
		254743		2083987	
CHAMOIS SKIN					2216
100 U KINGDOM		21269		242222	
234 AUSTRALIA		774		9693	
236 NEW ZEAL		570		570	
327 FRANCE				410	
400 U STATES		1473		19805	
		24086		272700	
PATENT AND UPHOLSTERY LEATHER					2217
100 U KINGDOM		117		2899	
400 U STATES		1274		9837	
		1391		12736	
SOLE LEATHER	LB				2218
100 U KINGDOM	40675	13375	382095	115799	
234 AUSTRALIA			3017	973	
400 U STATES	1756	1804	12940	10359	
	42431	15179	398052	127131	
SCRAP LEATHER					2219
100 U KINGDOM				840	
400 U STATES		8568		56023	
		8568		56863	
PIG MOROCCO ROLLER LEATHERS					2220
100 U KINGDOM		53749		464074	
400 U STATES		4402		29131	
		58151		493205	
LEATHER FROM EAST INDIA KIP					2221
100 U KINGDOM		57209		502793	
		57209		502793	
LEATHER FOR GLOVES OR CLOTHING					2224
100 U KINGDOM		43053		428953	
327 FRANCE				5822	
354 NETHERLANDS				62	
375 SWEDEN		146		2119	
400 U STATES		94768		656105	
		137967		1093061	
LEATHER FOR UPHOLSTERY LEATHER					2225
100 U KINGDOM		15636		166335	
400 U STATES		23926		115108	
		39562		281443	

## IMPORTS INTO CANADA FOR CONSUMPTION

Articles and Countries from which Imported	MONTH OF NOVEMBER 1950		ELEVEN MONTHS ENDED NOVEMBER 1950		Class Number
	Quantities	Values (\$)	Quantities	Values (\$)	
CRUST OIL LEATHER FOR CHAMOIS 100 U KINGDOM				1633	2226
				1633	
BOOTS AND SHOES PEGGED LEATHER 100 U KINGDOM	PAIR 216	425	1194	2508	2231
400 U STATES			34	71	
	216	425	1228	2579	
BOOTS AND SHOES MENS LEATHER 100 U KINGDOM	PAIR 16177	75178	197930	925091	2232
218 MALAYA			60	740	
304 ARGENTINA			1	10	
327 FRANCE			130	356	
335 GERMANY	30	517	30	517	
376 SWITZRLND	25	416	670	6732	
381 ALASKA	16	62	124	495	
400 U STATES	1784	12010	22020	139610	
	18032	88183	220965	1073551	
BOOTS AND SHOES WOMENS LEATHER 100 U KINGDOM	PAIR 10219	46885	137945	562964	2233
207 UN SO AFR	900	972	937	1227	
218 MALAYA			8458	2929	
231 HONG KONG			316	260	
306 BELGIUM			16	48	
317 CZECHO S			120155	138227	
327 FRANCE			70	214	
344 ITALY			386	749	
352 MEXICO	26420	22899	56852	48315	
354 NETHRLNDS			320	317	
372 SPAIN	42	687	42	687	
376 SWITZRLND	636	5821	4639	42767	
400 U STATES	28211	123685	351688	1738551	
	66428	200949	681824	2537255	
BOOTS SHOES CHILDRENS LEATHER 100 U KINGDOM	PAIR 7164	11985	120638	125764	2234
218 MALAYA			1680	635	
327 FRANCE			82	82	
400 U STATES	1184	1554	17722	42353	
	8348	13539	140122	168834	
GARMENTS LEATHER 100 U KINGDOM		6266		35229	2235
335 GERMANY				324	
400 U STATES		358		4331	
		6624		39884	
GLOVES MITTS LEATHER N O P 100 U KINGDOM		60946		424938	2236
216 PAKISTAN				34	
306 BELGIUM				339	
317 CZECHO S				492	
327 FRANCE		4388		75086	
344 ITALY		3918		10146	
354 NETHRLNDS				825	
400 U STATES		2483		50868	
		71735		562728	
GLOVES OF KID WOMENS 100 U KINGDOM		4365		15268	2237
306 BELGIUM		1208		19436	
317 CZECHO S				17339	
327 FRANCE		29100		292244	
335 GERMANY		141		24944	
344 ITALY		2692		59879	
400 U STATES		36		590	
		37542		429700	
HARNESB AND SADDLERY 100 U KINGDOM		4270		43137	2238
234 AUSTRALIA				44	
306 BELGIUM				142	
344 ITALY				2932	
400 U STATES		9658		91852	
		13928		138107	
LEATHER BELTING 100 U KINGDOM		3197		33350	2239
306 BELGIUM				707	
400 U STATES		5993		63952	
		9190		98009	
MFRS OF LEATHER OR RAWHIDE NOP 100 U KINGDOM		8549		96978	2241
216 PAKISTAN				2219	
306 BELGIUM		37		37	
326 FINLAND				81	
327 FRANCE		168		2638	
335 GERMANY		383		860	
344 ITALY		2554		6792	
347 JAPAN				399	
352 MEXICO				173	
375 SWEDEN				430	
376 SWITZRLND		66		1498	
400 U STATES		39030		350218	
		50787		462323	
SOLES AND HEELS LEATHER 100 U KINGDOM		2197		21753	2243
400 U STATES		4495		15163	
		6692		36916	
SHOE LIFTS AND WELTING LEATHER 100 U KINGDOM				2477	2244
400 U STATES		19265		118678	
		19265		121155	

IMPORTS INTO CANADA FOR CONSUMPTION

Articles and Countries from which Imported	MONTH OF NOVEMBER 1950		ELEVEN MONTHS ENDED NOVEMBER 1950		Class Number
	Quantities	Values (\$)	Quantities	Values (\$)	
STRAPS LEATHER					2245
100 U KINGDOM		4714		58411	
376 SWITZRLND		1345		5323	
400 U STATES		12124		76559	
		18183		140293	
BICYCLE SADDLES					2246
100 U KINGDOM	9363	6864	100221	77725	
335 GERMANY			1750	1701	
400 U STATES	6294	8363	90299	104724	
	15657	15227	192270	184150	
BEEF AND VEAL FRESH					2251
100 U KINGDOM			13687	3509	
234 AUSTRALIA	17130	1667	17130	1667	
381 ALASKA			1430	959	
400 U STATES	15354	5783	83743	62366	
	32484	7450	115990	68501	
MUTTON AND LAMB FRESH					2252
100 U KINGDOM			3985	1028	
234 AUSTRALIA	94520	23769	97870	24194	
400 U STATES			42249	12537	
	94520	23769	144104	37759	
PORK FRESH					2253
400 U STATES					
	73334	12020	1440715	202313	
	73334	12020	1440715	202313	
POULTRY GAME PARTRIDGE SQUABS					2254
100 U KINGDOM		188		987	
234 AUSTRALIA		12717		46660	
400 U STATES		34258		137715	
		47163		185362	
RABBITS FROZEN FOR FOX FEED					2256
MEATS FRESH N O P					2257
316 CUBA	1140	1252	2130	2353	
359 NORWAY	110	23	360	186	
400 U STATES	1368	1530	9179	10513	
	2618	2805	11669	13052	
EDIBLE OFFAL FRESH					2258
400 U STATES					
	175694	20950	1238721	205026	
	175694	20950	1238721	205026	
BACON HAMS OTHER PORK PREPARED					2261
100 U KINGDOM			580	290	
400 U STATES	265	185	1175	838	
	265	185	1755	1128	
BEEF CANNED					2262
100 U KINGDOM			7097	2937	
234 AUSTRALIA	60780	13071	83280	18071	
304 ARGENTINA	1109484	317948	5778414	1664156	
306 BELGIUM	36000	7986	43142	10141	
309 BRAZIL			425956	104615	
362 PARAGUAY			239397	79605	
386 URUGUAY	752286	218457	2694416	781922	
389 IRELAND			4723	1339	
400 U STATES	10086	3185	22272	8810	
	1968636	560647	9305697	2671596	
CANNED MEATS POULTRY GAME N O P					2264
100 U KINGDOM	56841	11327	81632	18119	
234 AUSTRALIA	95412	22721	199827	48368	
304 ARGENTINA	18000	5250	48965	13522	
318 DENMARK	4363	2663	16842	9190	
327 FRANCE	1852	2778	16807	16057	
340 HUNGARY			88	212	
400 U STATES	19072	7366	184542	65283	
	195540	52105	548703	170751	
EXTRACTS OF MEAT FLUID BEEF					2265
100 U KINGDOM		5911		21421	
304 ARGENTINA		16881		218538	
359 NORWAY				80	
386 URUGUAY				44241	
400 U STATES		4450		12292	
		27242		296572	
MEATS PREPARED NOT CANNED					2266
400 U STATES					
	1105233	305749	10244674	2504790	
	1105233	305749	10244674	2504790	
PORK BARRELLED IN BRINE					2267
400 U STATES					
	608200	102694	3992700	604091	
	608200	102694	3992700	604091	
PORK DRY SALTED					2268
					2269
SAUSAGE					
400 U STATES					
	3628	2349	42642	27484	
	3628	2349	42642	27484	
SOUPS SOUP PREPARATIONS N O P					2270
100 U KINGDOM		73		1807	
400 U STATES		2225		17915	
		2298		19722	
MILK AND CREAM FRESH					2281
100 U KINGDOM			300	835	
318 DENMARK	2175	6547	14516	44436	
400 U STATES	995	472	6975	19704	
	3170	7019	21791	64975	
BUTTER					2282
100 U KINGDOM			4453	1870	
359 NORWAY	317	174	1197	615	
400 U STATES	55	40	199	150	
	372	214	5849	2635	

## IMPORTS INTO CANADA FOR CONSUMPTION

Articles and Countries from which Imported			MONTH OF NOVEMBER 1950		ELEVEN MONTHS ENDED NOVEMBER 1950		Class Number	
			Quantities	Values (\$)	Quantities	Values (\$)		
CASEIN	234	AUSTRALIA	LB	56000	6696	134344	17138	2283
	400	U STATES		1200	1129	112140	36710	
				57200	7825	246484	53848	
CHEESE			LB					2284
	100	U KINGDOM		1308	916	10481	7679	
	236	NEW ZEAL		4617553	1130674	5622548	1367322	
	304	ARGENTINA		59355	23168	325831	136482	
	318	DENMARK		44623	16684	336112	137479	
	327	FRANCE		7922	5121	42453	29814	
	344	ITALY		130982	81119	418612	238389	
	354	NETHRLNDS		12676	5252	103481	44541	
	359	NORWAY		4069	1394	37816	13624	
	375	SWEDEN				3169	994	
	376	SWITZRLND		228583	165099	1361929	1041319	
400	U STATES		124784	53226	462994	225450		
			5231855	1482653	8725426	3243093		
MILK CONDENSED			LB					2285
	100	U KINGDOM				8190	836	
	359	NORWAY				2500	371	
400	U STATES				4001	744		
					14691	1951		
MILK WHOLE POWDERED			LB					2286
	400	U STATES		284	104	3277	2602	
				284	104	3277	2602	
DRIED WHEY SKIMMILK BUTTERMILK			LB					2287
	400	U STATES		221270	7091	670088	40920	
				221270	7091	670088	40920	
OLEIC ACID OR RED OIL			LB					2288
	400	U STATES		57562	12011	463274	89158	
				57562	12011	463274	89158	
STEARIC ACID			LB					2289
	100	U KINGDOM		106400	25781	966200	182301	
	234	AUSTRALIA				4480	692	
	400	U STATES		65183	12165	382716	62002	
				171583	37946	1383396	244995	
LARD OIL	400	U STATES	GAL			9100	18452	2291
						9100	18452	
NEATS FOOT OIL	400	U STATES	GAL			2823	7990	2292
						2823	7990	
ANIMAL DIL N D P			GAL					2293
	100	U KINGDOM				17277	10492	
	306	BELGIUM				8743	6415	
	400	U STATES		4590	3885	7895	10370	
				4590	3885	33915	27177	
COD LIVER OIL			GAL					2294
	100	U KINGDOM				2925	4461	
	341	ICELAND				11972	21690	
	359	NORWAY		6500	10385	15956	25512	
	400	U STATES				450	775	
				6500	10385	31303	52438	
FISH OIL N D P			GAL					2295
	100	U KINGDOM				50	50	
	359	NORWAY				1672	2292	
	400	U STATES		23697	35740	69265	85301	
				23697	35740	70987	87643	
SEAL OIL			GAL					2296
WHALE AND SPERMACE TI OIL			GAL					2297
	100	U KINGDOM		307	712	2386	5374	
	354	NETHRLNDS				224	577	
	359	NORWAY		272	782	272	782	
	400	U STATES		148	271	31439	30234	
				727	1765	34321	36967	
HALIBUT LIVER OIL								2298
FISH OIL CONCENTRATED								2299
	400	U STATES					160411	
							160411	
FISH OIL FOR FORTIFYING								2300
	100	U KINGDOM			300		4237	
	400	U STATES			4114		19962	
					4414		24199	
BEESWAX			LB					2302
	100	U KINGDOM				3510	1916	
	215	INDIA				2240	1158	
	309	BRAZIL		22314	11695	67752	36939	
	312	CHILE				19236	10246	
	316	CUBA		5665	3378	55588	29948	
	320	DDM REP				5922	3076	
	327	FRANCE				5797	3067	
	400	U STATES		6400	4244	157472	89913	
				34379	19317	317517	176263	
CANDLES N D P			LB					2303
	100	U KINGDOM				442	325	
	335	GERMANY		1734	577	3932	1307	
	400	U STATES		9731	3386	63261	19441	
				11465	3963	67635	21073	
GREASE ROUGH			CWT					2304
	100	U KINGDOM		828	5280	1559	10505	
	306	BELGIUM		554	3023	554	3023	
	335	GERMANY				251	1837	
	400	U STATES		77411	1002207	460867	4069717	
				78793	1010510	463231	4085082	



IMPORTS INTO CANADA FOR CONSUMPTION

Articles and Countries from which Imported	MONTH OF NOVEMBER 1950		ELEVEN MONTHS ENDED NOVEMBER 1950		Class Number
	Quantities	Values (\$)	Quantities	Values (\$)	
LARD AND COMPOUNDS STEARINE 100 U KINGDOM 400 U STATES	LB 4982	807	5372	881	2307
	2855182	396421	11454300	1569445	
	2860164	397228	11459672	1570326	
TALLOW 400 U STATES	LB 953285	130464	3111806	355804	2308
	953285	130464	3111806	355804	
GELATINE INEDIBLE PHOTOGRAPHIC 400 U STATES	LB 25198	34603	171903	238987	2320
	25198	34603	171903	238987	
ANIMAL GLANDS FOR MEDICINE 386 URUGUAY 400 U STATES				1211	2321
		2306		51326	
		2306		52537	
BLOOD ALBUMEN AND BLOOD DRIED 400 U STATES				11402	2324
		272		11402	
EGGS IN THE SHELL 100 U KINGDOM 231 HONG KONG 381 ALASKA 400 U STATES	DOZ 166	78	725 15008 195	370 11083 108	2325
	48	34	44332	164742	
	214	112	60260	176303	
EGGS YOLK DR ALBUMEN FROZEN 231 HONG KONG 400 U STATES	LB 64	25	84 2887	42 1958	2326
	64	25	2971	2000	
EGGS YOLK OR ALBUMEN DRIED 313 CHINA 400 U STATES	LB 27400	20153	87400	65813	2327
	4863	6718	178643	170482	
	32263	26871	266043	236295	
GELATINE CAPSULES EMPTY 400 U STATES		26283		245771	2328
		26283		245771	
GELATINE EDIBLE 100 U KINGDOM 234 AUSTRALIA 304 ARGENTINA 306 BELGIUM 327 FRANCE 354 NETHRLNDS 400 U STATES	LB 47040	25194	260550 295050 1760 254668 175397 126062	132672 149052 1035 136593 84227 54702	2329
		65196	1117163	741304	
	198673	116031	2230650	1299585	
GELATINE N D P 100 U KINGDOM 306 BELGIUM 327 FRANCE 400 U STATES	LB 1706	564	20107 265 598 20316	4530 100 352 11638	2331
	1706	564	41286	16620	
GLUE ANIMAL POWDERED OR SHEET 100 U KINGDOM 207 UN 80 AFR 234 AUSTRALIA 304 ARGENTINA 400 U STATES	LB 263572	27774	2577370 121338 6720 100000	288932 15430 776 17206	2332
	55115	6932	82937	27316	
	6720	776	2888365	349660	
	607	229			
	326014	35711			
GLUE N O P 100 U KINGDOM 231 HONG KONG 375 SWEDEN 400 U STATES	LB 28525	11971	119744 84 110	15443 211 129	2333
	28525	11971	158165	63382	
			278103	79165	
CATGUT WORMGUT UNMANUFACTURED 372 SPAIN 400 U STATES				202	2335
				82	
				284	
GUT AND MANUFACTURES N O P 100 U KINGDOM 215 INDIA 234 AUSTRALIA 372 SPAIN 400 U STATES		1651		9393	2336
				396	
		357		14532	
		333		748	
		917		19467	
		3258		44536	
HONEY 234 AUSTRALIA 316 CUBA 400 U STATES	LB 6045	1548	7200 102	757 88	2337
	6045	1548	27313	6764	
			34615	7609	
MANURES ANIMAL 400 U STATES	CWT 1284	2588	37269	68608	2338
	1284	2588	37269	68608	
MUSK IN PODS OR GRAINS 400 U STATES	OZ 106	3199	253	6934	2339
	106	3199	253	6934	
RENNET RAW AND PREPARED 234 AUSTRALIA 318 DENMARK 400 U STATES	LB 1150	2392	1150	2392	2340
	5459	2091	5459	2091	
	5003	4254	59653	42608	
	11612	8737	66262	47091	
SAUSAGE CASINGS UNCLEANED 100 U KINGDOM 234 AUSTRALIA 236 NEW ZEAL 400 U STATES				8006	2341
		18643		77344	
		67889		400820	
		1974		3005	
		88506		489175	

## IMPORTS INTO CANADA FOR CONSUMPTION

Articles and Countries from which Imported	MONTH OF NOVEMBER 1950		ELEVEN MONTHS ENDED NOVEMBER 1950		Class Number
	Quantities	Values (\$)	Quantities	Values (\$)	
SAUSAGE CASINGS CLEANED					2342
100 U KINGDOM		6385		45360	
234 AUSTRALIA		10429		332245	
236 NEW ZEAL		145180		1693671	
400 U STATES		5930		20947	
		167924		2092223	
TANKAGE					2343
236 NEW ZEAL	CWT 448	3030	2304	17582	
400 U STATES			500	785	
	448	3030	2804	18367	
ANIMAL PRODUCTS N O P					2344
100 U KINGDOM		604		3415	
231 HONG KONG		656		10057	
234 AUSTRALIA				62	
313 CHINA				420	
327 FRANCE				986	
347 JAPAN				491	
400 U STATES		1652		62156	
		2912		77587	
HORSE MEAT AND OFFAL FOR FOXES					2345
400 U STATES	CWT 448	1733	7666	23787	
	448	1733	7666	23787	
DOG FOOD AND PET STOCK FOOD					2347
400 U STATES		6876		35718	
		6876		35718	
TARIFF 206 254 635 679 686 699					2348
100 U KINGDOM				293	
215 INDIA				580	
366 PORTUGAL				309	
400 U STATES		307		6367	
		307		7549	

Articles and Countries from which Imported	MONTH OF NOVEMBER 1950		ELEVEN MONTHS ENDED NOVEMBER 1950		Class Number
	Quantities	Values (\$)	Quantities	Values (\$)	
<b>GROUP 3</b>					
<b>FIBRES TEXTILES AND PRODUCTS</b>					
<b>RAW COTTON</b>					
100 U KINGDOM	LB		69572	17017	3001
215 INDIA		25330	528350	141793	
304 ARGENTINA	78976		103892	78492	
306 BELGIUM			506386	144144	
309 BRAZIL	109123	38193	141983	44276	
322 EGYPT	512	429	73546	41160	
352 MEXICO	358441	147254	48285072	19117312	
354 NETHRLNOS			287794	145906	
358 NICARAGUA			58684	23298	
363 PERU	41948	11507	266797	140791	
400 U STATES	24263663	10235586	151907217	56765289	
	24852663	10458299	202229293	76660178	
<b>COTTON LINTERS N O P</b>					
304 ARGENTINA	LB		113720	15205	3002
309 BRAZIL	30286	6139	50681	8731	
323 EL SALVD			125150	12153	
352 MEXICO	118423	22344	1552589	153193	
363 PERU			10285	1421	
400 U STATES	1837731	332813	14152862	1721467	
	1986440	361296	16005287	1912170	
<b>COTTON LINTERS FOR PAPER</b>	LB				3003
<b>BATTS BATTING WADDING COTTON</b>					
100 U KINGDOM	LB	522	169	2379	3004
400 U STATES		82814	42089	628947	
		83336	42258	634258	
<b>CARDED SLIVER COTTON FIBRES</b>	LB				3005
400 U STATES			89	17	
			89	17	
<b>COTTON PULP FOR ART SILK YARN</b>	LB				3006
<b>COTTON THREAD N O P</b>					
100 U KINGDOM	LB	2888	5395	21175	3010
317 CZECHO S				1203	1975
327 FRANCE				441	800
347 JAPAN				804	1065
400 U STATES	31931	62003	417780	742307	
	34819	67398	441403	784740	
<b>COTTON YARNS SINGLES N O P</b>					
100 U KINGDOM	LB	5129	7540	82482	3011
400 U STATES		5826	6907	120499	118266
		10955	14447	202981	229758
<b>YARNS SINGLES FOR KNIT GOODS</b>	LB				3012
100 U KINGDOM		4383	7409	159596	168448
400 U STATES		14746	17031	153360	149743
		19129	24440	312956	318191
<b>COTTON YARNS N O P</b>					
100 U KINGDOM	LB	1260	1472	39160	3013
306 BELGIUM				220	154
400 U STATES	77711	111800	900660	1116984	
	78971	113272	940040	1167951	
<b>CROCHET KNITTING COTTON N O P</b>					
100 U KINGDOM	LB	90	528	2752	3014
327 FRANCE		349	1645	5431	10816
400 U STATES	21632	43563	196761	386585	
	22071	45736	204944	423511	
<b>CORDS AND TWINE COTTON N O P</b>					
100 U KINGDOM	LB	18987	9763	152063	3015
231 HONG KONG				1000	359
400 U STATES	26184	35044	228462	280690	
	45171	44807	381525	352612	
<b>SEWING COTTON THREAD ON SPOOLS</b>					
100 U KINGDOM	LB	616	1292	1110	3016
327 FRANCE		138	577	578	2192
400 U STATES	5092	9307	27462	55018	
	5846	11176	29150	58809	
<b>COTTON YARNS TINSEL THREAD</b>					
100 U KINGDOM	LB		180	332	3017
400 U STATES	5098	11711	47827	96695	
	5098	11711	48077	97027	
<b>MERCERIZED YARNS 40 AND FINER</b>					
100 U KINGDOM	LB	11562	25629	80230	3018
400 U STATES		79	525	1152	2905
	11641	26154	81389	156599	
<b>COTTON YARNS HANKS FOR THREAD</b>					
100 U KINGDOM	LB	70447	121437	586170	3019
344 ITALY				30000	46595
400 U STATES	24374	42419	197576	302686	
	94821	163856	813746	1280238	
<b>COTTON YARN 2 PLY 80 AND FINER</b>					
100 U KINGDOM	LB	2561	5259	35046	3020
400 U STATES				6271	89937
	2561	5259	41317	101162	
<b>COTTON YARN SINGLES FOR THREAD</b>					
100 U KINGDOM	LB	107571	148967	893276	3021
	107571	148967	893276	1068624	
<b>COTTON YARN TO BE MERCERIZED</b>					
100 U KINGDOM	LB	48935	81732	522669	3022
400 U STATES		8067	11263	109779	807181
	57002	92995	632448	132207	939388

## IMPORTS INTO CANADA FOR CONSUMPTION

Articles and Countries from which Imported	MONTH OF NOVEMBER 1950		ELEVEN MONTHS ENDED NOVEMBER 1950		Class Number
	Quantities	Values (\$)	Quantities	Values (\$)	
COTTON YARNS SINGLES 20 TO 40 100 U KINGDOM	LB 10872	12612	164156	166674	3023
COTTON FABRICS OVER 80 CTS LB 100 U KINGDOM	LB 102367	186344	1493637	2431502	3026
215 INDIA	1098	898	52008	52442	
305 AUSTRIA			3503	20088	
306 BELGIUM	89574	100601	1486411	1518012	
317 CZECHOSLOVAKIA	47345	75228	258100	433503	
318 DENMARK			795	3563	
327 FRANCE	3875	5820	14791	35088	
335 GERMANY	2828	4108	16122	22298	
344 ITALY	7824	24229	64063	171673	
347 JAPAN	3445	4836	35354	49034	
352 MEXICO			9634	14105	
354 NETHERLANDS	17975	33268	137458	205546	
366 PORTUGAL			4840	12070	
376 SWITZERLAND	2062	10034	8069	45614	
400 U STATES	893463	1519539	7548599	12940169	
	1171856	1964905	11133384	17954707	
COTTON FABRICS 50 TO 80 CTS LB 100 U KINGDOM	LB 1227	963	15041	10226	3027
215 INDIA	67047	43268	135262	87403	
306 BELGIUM	3493	2574	99569	74374	
335 GERMANY			101	80	
344 ITALY			3926	2913	
347 JAPAN	5573	4125	49543	32970	
400 U STATES	22818	15964	200060	134420	
	100158	66894	503502	342386	
COTTON FABRICS UNDER 50 CTS LB 100 U KINGDOM	LB 1710	550	5005	1645	3028
400 U STATES	4671	1749	50711	20778	
	6381	2299	55716	22423	
COTTON DENIMS 100 U KINGDOM	LB 23860	21889	186357	156999	3029
400 U STATES	23860	21889	189152	160569	
HANDKERCHIEF COTTON BLEACHED 100 U KINGDOM		6081		107774	3030
344 ITALY		5086		5086	
376 SWITZERLAND				71	
400 U STATES		7978		11770	
		19145		124701	
COTTON FABRIC NOT BLEACHED N O P 100 U KINGDOM	LB 40783	46241	221850	253170	3031
215 INDIA	131175	59213	300446	149273	
305 AUSTRIA			2240	2626	
306 BELGIUM			69239	53037	
317 CZECHOSLOVAKIA	12395	10211	23660	21218	
327 FRANCE	5140	4125	7059	5461	
335 GERMANY			39055	26956	
347 JAPAN	120804	83681	2857835	1823666	
352 MEXICO			23683	17081	
372 SPAIN			129229	100749	
400 U STATES	1188285	1118334	13471531	11531671	
	1498582	1321805	17145827	13984908	
CANTON FLANNELS NOT COLOURED 100 U KINGDOM	LB 31089	56589	159403	281201	3032
306 BELGIUM	1126	979	12828	11429	
317 CZECHOSLOVAKIA	6854	9363	11692	19792	
327 FRANCE	2616	2504	6000	5818	
335 GERMANY			3872	4328	
344 ITALY			430	1112	
347 JAPAN	1493	3024	4830	5633	
352 MEXICO			4264	2866	
354 NETHERLANDS			1331	1365	
376 SWITZERLAND	13	66	141	1110	
400 U STATES	112181	184962	952232	1384061	
	155372	257487	1157023	1718715	
TOWELLING IN THE WEB 100 U KINGDOM	LB 1274	1208	5519	4345	3033
400 U STATES	6855	7160	18577	21926	
	8129	8368	24096	26271	
VOILES SCRIMS NOT COLOURED 100 U KINGDOM	LB 237	552	16018	37364	3034
354 NETHERLANDS			2174	3599	
376 SWITZERLAND	162	992	1670	8058	
400 U STATES	8028	14298	73597	135343	
	8427	15842	93459	184364	
COTTON FABRICS BLEACHED N O P 100 U KINGDOM	LB 7449	11231	68126	101264	3035
215 INDIA			5151	5698	
306 BELGIUM			595	949	
317 CZECHOSLOVAKIA	9530	10341	11357	12858	
327 FRANCE			41	212	
335 GERMANY	1044	1549	11483	11254	
354 NETHERLANDS			323	568	
376 SWITZERLAND	581	1288	584	1342	
400 U STATES	10484	22609	124250	200282	
	29088	47018	221910	334427	
COTTON CHEEECLOTH AND GAUZE 100 U KINGDOM	LB 23240	26396	180654	189572	3036
400 U STATES	9946	13523	43186	58300	
	33186	39919	223840	247872	

IMPORTS INTO CANADA FOR CONSUMPTION

Articles and Countries from which Imported	MONTH OF NOVEMBER 1950		ELEVEN MONTHS ENDED NOVEMBER 1950		Class Number
	Quantities	Values (\$)	Quantities	Values (\$)	
POPLIN BLEACHED NOT COLOURED	LB				3037
100 U KINGDOM	829	1488	24414	55079	
317 CZECHO S			2301	3243	
347 JAPAN			10257	10944	
400 U STATES			10385	14059	
	829	1488	47357	83325	
COTTON FABRICS COUNT 100	LB				3039
100 U KINGDOM	42539	148566	287635	1041652	
376 SWITZRLND	352	1601	352	1601	
400 U STATES	78	155	219	519	
	42969	150322	288206	1043772	
COTTON FABRICS CUT PILE N O P	LB				3040
100 U KINGDOM	1004	2204	20626	48666	
306 BELGIUM	264	377	4053	5332	
317 CZECHO S	5719	12971	29888	65881	
327 FRANCE	1803	3605	10159	18073	
344 ITALY	2465	7122	29082	78767	
347 JAPAN	6894	11129	61981	94167	
354 NETHRLNDS	3200	6859	22019	50116	
365 POLAND	1062	1657	1472	2299	
400 U STATES	43080	91518	209573	453472	
	65491	137442	388853	816773	
COTTON FABRIC FOR TYPE RIBBON					3041
100 U KINGDOM		23512		218776	
344 ITALY				3391	
400 U STATES		4213		44749	
		27725		266916	
COTTON FABRIC BILLIARD CLOTH	LB				3042
400 U STATES			418	397	
			418	397	
SAILCLOTH EGYPTIAN COTTON	LB				3043
100 U KINGDOM	294	550	7339	17257	
400 U STATES			103	493	
	294	550	7442	17750	
FILTER CLOTH FOR MINING	LB				3044
100 U KINGDOM	729	1166	2867	4249	
400 U STATES			1914	2245	
	729	1166	4781	6494	
COTTON FABRIC KNITTED	LB				3045
100 U KINGDOM	3846	8745	164976	259572	
400 U STATES	485	1662	8346	21460	
	4331	10407	173322	281032	
COTTON SHADOW CRETONNES	LB				3046
100 U KINGDOM	106	254	5529	11418	
400 U STATES			5736	6203	
	106	254	11265	17621	
COTTON GABARDINES	LB				3047
100 U KINGDOM	4722	12409	76728	178492	
306 BELGIUM			7236	10460	
400 U STATES	5929	9153	63148	101104	
	10651	21562	147112	290056	
COTTON FABRICS 80 TO 99 COUNT	LB				3048
100 U KINGDOM	2552	11888	19049	70913	
400 U STATES			2233	2796	
	2552	11888	21282	73709	
COTTON FABRICS CUT WEFT PILE	LB				3049
100 U KINGDOM	60155	151993	665256	1631255	
306 BELGIUM			2308	3294	
317 CZECHO S	5258	10670	67550	146325	
327 FRANCE	1619	5239	7468	18128	
335 GERMANY			5	14	
344 ITALY			14122	38421	
347 JAPAN	67133	93973	837929	1156573	
354 NETHRLNDS	3176	7290	61359	140767	
400 U STATES	73387	155426	444751	931261	
	210728	424591	2100748	4066038	
COTTON FABRICS FOR BOOK COVERS	LB				3050
100 U KINGDOM	10179	10571	60969	60523	
400 U STATES	2862	3843	52295	55438	
	13041	14414	113264	115961	
LACE NOT COLOURED FOR CLOTHING					3051
100 U KINGDOM		46496		686468	
231 HONG KONG				632	
234 AUSTRALIA				955	
305 AUSTRIA		8694		139309	
306 BELGIUM				1353	
313 CHINA				1144	
317 CZECHO S		6442		40090	
327 FRANCE		46650		481809	
335 GERMANY		355		5519	
376 SWITZRLND		11629		153765	
400 U STATES		37002		292419	
		157268		1803463	
LACE COLOURED FOR CLOTHING	LB				3052
100 U KINGDOM	3713	19683	40842	257070	
305 AUSTRIA	59	470	1588	14702	
306 BELGIUM			50	413	
317 CZECHO S			1702	9468	
327 FRANCE	2504	17619	31214	212512	
335 GERMANY	100	278	1091	3409	
376 SWITZRLND	105	829	1622	14096	
400 U STATES	1724	11285	11998	71621	
	8205	50164	90107	583291	
EMBROIDERIES COTTON N O P	LB				3053
100 U KINGDOM	16	66	2062	8457	
215 INDIA			730	5187	

## IMPORTS INTO CANADA FOR CONSUMPTION

Articles and Countries from which Imported	MONTH OF NOVEMBER 1950		ELEVEN MONTHS ENDED NOVEMBER 1950		Class Number
	Quantities	Values (\$)	Quantities	Values (\$)	
305 AUSTRIA	12	87	4177	28732	
306 BELGIUM			114	326	
327 FRANCE	280	2070	1410	8808	
335 GERMANY			265	1171	
354 NETHRLNDS			108	568	
367 AZORES			96	609	
376 SWITZRLNO	43	789	13696	111727	
400 U STATES	613	2198	8451	30921	
	964	5210	31109	196506	
LACE BOBBINET NETS COTTON NOP	LB				3054
100 U KINGDOM	3131	9609	50855	175051	
215 INDIA	557	4172	3925	32310	
231 HONG KONG	1893	4891	3176	12257	
305 AUSTRIA	33	290	832	5940	
306 BELGIUM	72	239	593	5394	
313 CHINA	153	512	2056	11051	
317 CZECHO S			38	440	
327 FRANCE	425	1762	6196	47481	
335 GERMANY	65	204	556	2177	
347 JAPAN	223	702	1779	2220	
354 NETHRLNDS			554	2887	
376 SWITZRLNO	76	1295	5700	43639	
400 U STATES	1170	4833	11367	30571	
	7798	28509	87627	371418	
WHITE COTTON BOBBINET PLAIN	VD				3055
100 U KINGDOM	7959	3855	96237	46597	
	7959	3855	96237	46597	
GLOVES COTTON	DZ PR				3064
100 U KINGDOM	5673	41794	53849	381755	
231 HONG KONG	1000	2160	1050	2508	
232 MALTA			58	410	
306 BELGIUM			45	591	
313 CHINA			3928	12401	
317 CZECHO S	6631	36461	24008	132629	
327 FRANCE	49	608	6884	46802	
335 GERMANY			1150	5821	
344 ITALY			8167	44832	
347 JAPAN	120	409	12422	26633	
354 NETHRLNDS			505	2652	
400 U STATES	187	722	1365	3822	
	13660	82154	113431	660856	
SOCKS AND STOCKINGS COTTON	DZ PR				3065
100 U KINGDOM	3892	20654	76672	302310	
327 FRANCE	92	292	163	1383	
400 U STATES	502	1687	14643	47191	
	4486	22633	91478	350884	
SHIRTS COTTON NOT KNITTED	LB				3066
100 U KINGDOM	403	2171	12739	50536	
347 JAPAN			263197	112373	
400 U STATES	1425	3605	27190	68308	
	1828	5776	303126	231217	
UNDERWEAR COTTON KNITTED	LB				3067
100 U KINGDOM	23570	43892	204584	365798	
376 SWITZRLND			128	816	
400 U STATES	1869	4039	40992	81500	
	25439	47931	245704	448114	
COTTON CLOTHING N O P	LB				3068
100 U KINGDOM	4422	10049	56401	151967	
231 HONG KONG			2	24	
306 BELGIUM			466	917	
327 FRANCE	18	52	608	6266	
337 GUATEMALA			12	54	
340 HUNGARY	8	84	106	1600	
344 ITALY			12	68	
347 JAPAN			69998	40004	
352 MEXICO	122	325	34	1981	
354 NETHRLNDS			30	126	
364 PHIL			18	327	
367 AZORES	2172	7090	12673	52783	
376 SWITZRLND	129	1043	2295	19597	
384 P RICO			116	612	
400 U STATES	8925	28539	222911	224176	
	15796	47182	365992	500502	
DRESSES COTTON WOMEN CHILDREN	LB				3069
100 U KINGDOM	973	2070	5634	30724	
327 FRANCE	138	656	497	7922	
367 AZORES	313	2024	3564	26574	
375 SWEDEN			44	710	
376 SWITZRLNO			70	655	
400 U STATES	7168	24013	35782	188886	
	8592	28763	45591	255471	
SMOCKS AND OVERALLS COTTON MEN	LB				3070
100 U KINGDOM			3635	4364	
335 GERMANY			35578	4344	
400 U STATES	670	1038	4166	6991	
	670	1038	43379	15699	
RAINCOATS WATERPROOFED COTTON	NO				3071
100 U KINGDOM	45	655	9942	112370	
400 U STATES	326	1044	1109	4096	
	371	1699	11051	116466	
BAGS COTTON	LB				3082
100 U KINGDOM			1904	1655	
400 U STATES	8360	6662	120990	100244	
	8360	6662	122894	101899	

IMPORTS INTO CANADA FOR CONSUMPTION

Articles and Countries from which Imported	MONTH OF NOVEMBER 1950		ELEVEN MONTHS ENDED NOVEMBER 1950		Class Number
	Quantities	Values (\$)	Quantities	Values (\$)	
BELTING OF COTTON					3083
100 U KINGDOM		5272		50307	
400 U STATES		20242		198180	
		25514		248487	
BLANKETS OF COTTON	LB				3084
100 U KINGDOM	570	397	28476	23130	
335 GERMANY	22177	15618	126435	89378	
400 U STATES	3689	4504	15661	16780	
	26436	20519	170572	129288	
TAPE AND WEBBING HOOK AND EYE	LB				3085
100 U KINGDOM			428	901	
400 U STATES	114	478	1298	4179	
	114	478	1726	5080	
BRAIDED WICK FOR CANDLES					3086
100 U KINGDOM				4209	
400 U STATES		3514		22714	
		3514		26923	
CURTAINS COTTON M O P	LB				3087
100 U KINGDOM	1356	3132	27113	52876	
306 BELGIUM			186	341	
327 FRANCE			235	809	
376 SWITZRLND			1399	7157	
400 U STATES	1469	3540	17002	36974	
	2825	6672	45935	98157	
TABLE AND TRAY CLOTHS COTTON	LB				3088
100 U KINGDOM	24980	55734	224654	499388	
215 INDIA	34	114	521	2008	
231 HONG KONG	3125	7401	32719	75934	
305 AUSTRIA			2979	17112	
306 BELGIUM	1949	2208	6168	9871	
313 CHINA	19750	32080	121185	234691	
327 FRANCE	23	883	140	2163	
344 ITALY	125	134	237	626	
347 JAPAN	1949	3529	31147	38991	
352 MEXICO			45	175	
354 NETHRLNDB	36	160	3568	8230	
367 AZORES	100	709	4037	24970	
373 CANARY IS			120	381	
376 SWITZRLND	3043	16687	8337	55850	
400 U STATES	5594	12216	77762	139070	
	60708	131855	513619	1109460	
DUCK SEAMLESS COTTON FOR HOSE					3089
400 U STATES		16567		240834	
		16567		240834	
FRINGES AND TABBELS COTTON	LB				3090
100 U KINGDOM			8	31	
317 CZECHO S			741	1451	
400 U STATES	474	980	3016	6279	
	474	980	3765	7761	
HANDKERCHIEFS COTTON	LB				3091
100 U KINGDOM	18830	69307	220428	780779	
231 HONG KONG	3	27	10898	17341	
305 AUSTRIA	37	400	104	922	
313 CHINA			250	768	
317 CZECHO S	989	2598	3695	11605	
327 FRANCE			201	1713	
344 ITALY	5	28	517	1989	
347 JAPAN	17510	22658	140201	169937	
367 AZORES			465	4883	
376 SWITZRLND	4601	55498	22424	289931	
400 U STATES	1463	3665	5113	20453	
	43438	154181	404296	1300321	
LADDER TAPES FOR BLINDS					3092
100 U KINGDOM		14788		218308	
400 U STATES		1276		5192	
		16064		223500	
MANTLE STOCKING FOR GAS LIGHT					3093
400 U STATES				120	
				120	
QUILTS COUNTERPANES COTTON	LB				3094
100 U KINGDOM	4210	7052	58896	79528	
215 INDIA	65	112	215	512	
231 HONG KONG			40	77	
306 BELGIUM	4249	4695	48844	47937	
313 CHINA			1329	2620	
327 FRANCE			176	544	
347 JAPAN			28227	25481	
352 MEXICO	75	154	75	154	
354 NETHRLNDB			6	11	
367 AZORES			874	3338	
376 SWITZRLND			64	621	
400 U STATES	36832	47291	345312	427667	
	45431	59304	484065	588490	
SHEETS COTTON	LB				3095
100 U KINGDOM	1843	2565	14313	18961	
306 BELGIUM			50	126	
313 CHINA			547	1729	
367 AZORES	99	501	2839	9401	
400 U STATES	33332	47302	342661	435728	
	35274	50368	360410	465945	
TOWELS COTTON	LB				3096
100 U KINGDOM	2859	4367	55924	62289	
231 HONG KONG			737	813	
306 BELGIUM			25	47	

IMPORTS INTO CANADA FOR CONSUMPTION

Articles and Countries from which Imported	MONTH OF NOVEMBER 1950		ELEVEN MONTHS ENDED NOVEMBER 1950		Class Number
	Quantities	Values (\$)	Quantities	Values (\$)	
313 CHINA			70	479	
344 ITALY			126	488	
347 JAPAN	2429	1807	149919	108690	
367 AZORES			628	4651	
373 CANARY IS			346	1414	
400 U STATES	24320	31113	225772	290343	
	29608	37287	433547	469214	
COTTON MANUFACTURES M O P	LB				3097
100 U KINGDOM	10477	17608	110279	155776	
215 INDIA			73	157	
231 HONG KONG	99	283	302	981	
306 BELGIUM	4266	5455	21335	26269	
313 CHINA	408	961	1738	3538	
318 DENMARK			248	401	
327 FRANCE	222	386	338	798	
335 GERMANY	73	91	166	1042	
344 ITALY	74	124	608	666	
347 JAPAN	1432	1414	10616	8440	
354 NETHRLNDS			99	228	
367 AZORES	110	311	950	4611	
376 SWITZRLND	8	122	451	3472	
400 U STATES	19650	34665	199829	335865	
	36819	61420	347032	542244	
WASH CLOTHS BATH MATS COTTON	LB				3098
100 U KINGDOM	379	510	3465	5386	
317 CZECHO S			1663	2167	
347 JAPAN	1664	1501	46026	40970	
400 U STATES	1456	2245	21034	26958	
	3499	4256	74188	75481	
PILLOW CASES COTTON	LB				3100
100 U KINGDOM	6419	11464	63939	104897	
231 HONG KONG	7778	9334	16145	25241	
313 CHINA	18262	24329	134906	185821	
327 FRANCE			26	59	
347 JAPAN	5300	6715	22870	31534	
366 PDRTUGAL			118	700	
367 AZORES	1024	3812	23096	80082	
373 CANARY IS			798	1549	
376 SWITZRLND			18	475	
400 U STATES	4102	6786	52695	77962	
	42885	62440	314611	508320	
FLAX FIBRE AND TOW	CWT				3111
306 BELGIUM			2578	98880	
400 U STATES	159	8503	428	25166	
	159	8503	3006	124046	
HEMP DRESSED OR UNDESSED	CWT				3112
344 ITALY			546	16296	
388 YUGO SLAV	66	1048	66	1048	
400 U STATES			1542	37589	
	66	1048	2154	54933	
JUTE AND JUTE BUTTS	CWT				3113
100 U KINGDOM			220	2784	
215 INDIA			12469	210051	
216 PAKISTAN	1987	33913	49039	754843	
400 U STATES	106	1900	5869	85770	
	2093	35813	67597	1053448	
OAKUM OF FLAX HEMP OR JUTE	CWT				3114
100 U KINGDOM	314	4693	736	10534	
354 NETHRLNDS	611	5233	7421	57890	
400 U STATES	1093	19905	17294	297381	
	2018	29831	25451	365805	
BATTS WADDING VEGETABLE FIBRES	LB				3115
400 U STATES	423	113	3986	2251	
	423	113	3986	2251	
YARNS JUTE SINGLES M O P	LB				3121
100 U KINGDOM	28762	6681	270169	58453	
215 INDIA			475788	109862	
	28762	6681	745957	168315	
YARNS VEGETABLE FIBRE SINGLES	LB				3122
100 U KINGDOM	8313	2696	97266	34012	
327 FRANCE			721	1199	
344 ITALY	37903	14428	48200	18667	
400 U STATES			5288	3436	
	46216	17124	151475	57314	
YARNS CORDS TWINE OF JUTE MOP	LB				3123
100 U KINGDOM	99774	22743	241147	59018	
400 U STATES	13344	2615	24340	6672	
	113118	25358	265487	65690	
YARNS CORDS TWINE VEG FIB MOP	LB				3124
100 U KINGDOM	37528	22114	469345	166126	
231 HONG KONG	200	85	3540	1390	
306 BELGIUM	8810	2117	19181	4877	
344 ITALY	5741	3011	6181	3442	
352 MEXICO	30080	4559	248243	38611	
389 IRELAND			46929	10928	
400 U STATES	23240	7904	86750	45720	
	105599	39790	880169	271094	
LINEN THREAD FOR SEWING	LB				3125
100 U KINGDOM	21127	34148	195783	327438	
400 U STATES	1098	2338	2829	7117	
	22225	36486	198612	334555	
YARNS VEG FIBRE FOR WEAVING	LB				3126
100 U KINGDOM	93136	43313	485992	255774	
215 INDIA			446602	112576	



IMPORTS INTO CANADA FOR CONSUMPTION

Articles and Countries from which Imported	MONTH OF NOVEMBER 1950		ELEVEN MONTHS ENDED NOVEMBER 1950		Class Number
	Quantities	Values (\$)	Quantities	Values (\$)	
306 BELGIUM	7477	3693	95555	35178	
344 ITALY			4275	2404	
400 U STATES	21691	14633	41653	29470	
	122304	61639	1074077	415402	
CANVAS TWINE OF FLAX FOR SAILS					3131
100 U KINGDOM				1534	
				1534	
FABRICS CHIEFLY FLAX OR HEMP	LB				3132
100 U KINGDOM	60524	94634	571075	918091	
306 BELGIUM			1044	1926	
317 CZECHO S	802	1034	12883	11418	
318 DENMARK			1588	2972	
344 ITALY	492	1862	6218	23820	
365 POLAND	5768	4009	20891	15638	
400 U STATES	2223	3402	8280	15210	
	69809	104941	621979	989075	
FABRICS JUTE UNBLEACHED N O P	YD				3134
100 U KINGDOM	176525	41806	1602035	400849	
215 INDIA	9149500	1212176	83784525	11744015	
306 BELGIUM	342000	43070	5989000	820344	
317 CZECHO S	22000	3172	423726	81752	
335 GERMANY	34000	7077	828000	135230	
344 ITALY			220000	44203	
400 U STATES	605000	120869	3400722	574630	
	10329025	1428170	96248008	13801022	
FABRICS OF JUTE N O P	YD				3135
100 U KINGDOM	21539	7288	136663	36865	
400 U STATES	1260	771	4184	2415	
	22799	8059	140847	39280	
FABRIC JUTE 12INS WIDE OR LESS					3136
215 INDIA		1682		57841	
400 U STATES				576	
		1682		58417	
FAB VEG FIB 12INS WIDE OR LESS					3137
100 U KINGDOM		40259		247000	
317 CZECHO S				2510	
327 FRANCE		709		2151	
335 GERMANY		428		6393	
347 JAPAN				3939	
354 NETHRLNDS		19		223	
400 U STATES		38943		299616	
		80358		561832	
FABRICS VEG FIBRE N O P CUT PILE	YD				3138
100 U KINGDOM	12074	4077	128140	44663	
306 BELGIUM	1496	574	5415	1908	
327 FRANCE			157	340	
400 U STATES	3059	1802	16874	20351	
	16629	6453	150586	67262	
TOWELLING TABLE CLOTHS IN WEB	LB				3139
100 U KINGDOM	8316	11853	93519	127763	
317 CZECHO S	20801	18811	35062	31069	
347 JAPAN			479	488	
365 POLAND	16363	13582	74919	60684	
400 U STATES	75	122	1124	1432	
	45555	44368	205103	221436	
WOVEN DRESS LINENS	LB				3140
100 U KINGDOM			65	313	
			65	313	
CLOTHING VEGETABLE FIBRES N O P	LB				3162
100 U KINGDOM	789	2817	6385	24633	
327 FRANCE	14	323	116	3454	
344 ITALY			370	910	
367 AZORES	25	182	161	1242	
376 SWITZRLND			149	2532	
400 U STATES	410	6316	4434	17089	
	1238	9638	11615	49860	
BAGS OF HEMP LINEN JUTE BISAL					3171
100 U KINGDOM				19097	
215 INDIA				273701	
309 BRAZIL				643	
344 ITALY				557	
400 U STATES		34506		551119	
		34506		845117	
CARPETING RUGS HEMP JUTE BISAL					3172
100 U KINGDOM		13802		68168	
215 INDIA				1906	
306 BELGIUM				704	
354 NETHRLNDS				331	
400 U STATES		452		3055	
		14254		74164	
QUILTS BATH MATS VEG FIBRE N O P	LB				3173
100 U KINGDOM	160	305	340	676	
344 ITALY	9792	8331	29909	25936	
347 JAPAN			116587	91560	
400 U STATES	200	125	3175	3932	
	10152	8761	150011	122104	
FIRE HOSE LINEN					3174
100 U KINGDOM		564		133133	
400 U STATES		1314		36392	
		1878		169525	
HANDKERCHIEFS FLAX OR HEMP	LB				3175
100 U KINGDOM	21283	106412	133160	672784	
231 HONG KONG	146	3341	5396	65687	
313 CHINA	1638	22322	6054	63455	
327 FRANCE	7	167	372	3547	
344 ITALY			17	1740	

## IMPORTS INTO CANADA FOR CONSUMPTION

Articles and Countries from which Imported	MONTH OF NOVEMBER 1950		ELEVEN MONTHS ENDED NOVEMBER 1950		Class Number
	Quantities	Values (\$)	Quantities	Values (\$)	
367 AZORES	195	1501	428	6159	
376 SWITZRLND	1168	14702	4122	75718	
400 U STATES	10	206	229	2592	
<b>SAILS FOR BOATS AND SHIPS</b>	<b>24447</b>	<b>148651</b>	<b>149778</b>	<b>891682</b>	
100 U KINGDOM		300		22746	3176
400 U STATES				1644	
<b>TOWELS GLASS CLOTHS CRASH HUCK</b>	<b>LB</b>	<b>300</b>		<b>24390</b>	
100 U KINGDOM	15731	25841	170380	258820	3177
317 CZECHO S	8886	8601	14591	14592	
347 JAPAN			608	2147	
365 POLAND			1444	1216	
367 AZORES			12	196	
400 U STATES	240	274	889	1283	
<b>SHEETS TABLECLOTHS TOWELS FLAX</b>	<b>LB</b>	<b>24857</b>	<b>187924</b>	<b>278254</b>	
100 U KINGDOM	29008	81093	349419	946531	3178
231 HONG KONG	883	5853	10995	71456	
306 BELGIUM	73	147	5478	12916	
313 CHINA	189	932	4579	22067	
317 CZECHO S	13580	19452	27631	33449	
327 FRANCE	14	694	154	1570	
344 ITALY	853	2317	1701	5727	
347 JAPAN	3316	3177	185678	157729	
354 NETHRLNDS			2067	2845	
365 POLAND			1578	1281	
367 AZORES	1394	9212	15275	107824	
373 CANARY IS			831	3094	
376 SWITZRLND	70	597	230	1748	
388 YUGO SLAV			300	1020	
400 U STATES	858	1895	5121	12254	
<b>JUTE MANUFACTURES N O P</b>	<b>50238</b>	<b>125369</b>	<b>611037</b>	<b>1381511</b>	
100 U KINGDOM		676		10538	3179
400 U STATES		706		7664	
<b>VEGETABLE FIBRE MFRS N O P</b>	<b>LB</b>	<b>1382</b>		<b>18208</b>	
100 U KINGDOM	21768	38432	202836	325853	3180
215 INDIA			387	348	
216 PAKISTAN			761	2603	
231 HONG KONG	29	125	697	4272	
306 BELGIUM	682	1521	3798	7758	
313 CHINA	41	377	283	1805	
317 CZECHO S	20	310	640	811	
327 FRANCE	31	297	813	2267	
335 GERMANY			2671	1288	
344 ITALY	2630	4268	29182	41343	
347 JAPAN	26825	25376	569231	432636	
354 NETHRLNDS	1023	1504	7024	11385	
359 NORWAY	50	135	50	135	
366 PORTUGAL	80	121	2106	2825	
367 AZORES	169	1081	1024	6954	
375 SWEDEN	42	50	64	77	
376 SWITZRLND	138	841	1099	8363	
400 U STATES	25421	39741	315818	469168	
<b>RAW SILK AND COCOONS</b>	<b>LB</b>	<b>78949</b>	<b>1138484</b>	<b>1319891</b>	
347 JAPAN	1968	8256	13205	40143	3201
400 U STATES	11398	47897	106466	359472	
<b>GARNETTED SILK WASTES</b>	<b>LB</b>	<b>13366</b>	<b>119671</b>	<b>399615</b>	
400 U STATES			1671	1592	3202
<b>YARNS THROWN SILK IN THE GUM</b>	<b>LB</b>		<b>1671</b>	<b>1592</b>	
400 U STATES			238	1407	3211
<b>YARNS SINGLES SPUN SILK N O P</b>	<b>LB</b>		<b>238</b>	<b>1407</b>	
400 U STATES			1654	5003	3212
<b>THREADS CORDS TWIST SILK N O P</b>	<b>LB</b>		<b>1654</b>	<b>5003</b>	
100 U KINGDOM		154		4096	3213
347 JAPAN				437	
400 U STATES		3622		15426	
<b>YARN SILK FOR KNITTING WEAVING</b>	<b>LB</b>	<b>3776</b>		<b>19959</b>	
3214					3214
<b>YARNS SILK METALLIC COVERED</b>					3215
<b>YARNS SILK N O P</b>					3216
100 U KINGDOM		173		2328	
400 U STATES		1086		1950	
<b>BOLTING CLOTH NOT MADE UP</b>		<b>1259</b>		<b>4278</b>	
100 U KINGDOM		605		1396	3221
347 JAPAN		3634		7681	
376 SWITZRLND				3064	
400 U STATES		14111		99745	
<b>KNITTED FABRICS SILK</b>	<b>LB</b>	<b>18350</b>		<b>111886</b>	
100 U KINGDOM			110	580	3222
<b>FABRICS SILK 20 IN UNFINISHED</b>	<b>YD</b>		<b>110</b>	<b>580</b>	
347 JAPAN	10080	2069	10080	2069	3223
	10080	2069	10080	2069	

Articles and Countries from which Imported	MONTH OF NOVEMBER 1950		ELEVEN MONTHS ENDED NOVEMBER 1950		Class Number
	Quantities	Values (\$)	Quantities	Values (\$)	
FABRICS SILK N O P	YD				3224
100 U KINGDOM	1541	3981	14272	37513	
231 HONG KONG	1347	1359	5776	4934	
313 CHINA			2468	2619	
327 FRANCE	5267	8081	23895	37566	
344 ITALY	2763	9774	20799	71738	
347 JAPAN	12252	9258	115131	78430	
376 SWITZRLND	2153	4487	25990	59692	
400 U STATES	35234	56936	165586	264575	
	60557	93876	373917	557067	
FABRICS SILK 26 INCHES OR LESS	YD				3225
100 U KINGDOM	387	1360	4170	14830	
327 FRANCE	180	241	1083	1272	
344 ITALY			504	1769	
400 U STATES			48	149	
	567	1601	5805	18020	
RIBBONS SILK UNDER 12 INCHES					3228
100 U KINGDOM				2967	
327 FRANCE		269		3702	
376 SWITZRLND				408	
400 U STATES		2289		12582	
		2558		19659	
FABRICS SILK FOR NECKWEAR					3229
100 U KINGDOM		5407		83522	
317 CZECHO S		1126		1126	
327 FRANCE		1121		10557	
335 GERMANY		1567		8966	
344 ITALY		3250		53067	
347 JAPAN		118836		715565	
376 SWITZRLND		5966		70021	
400 U STATES		200777		2051178	
		338050		2994002	
UMBRELLA COVERING FABRICS					3230
100 U KINGDOM				587	
317 CZECHO S				4757	
327 FRANCE		224		18921	
344 ITALY				323	
354 NETHRLNDS				310	
376 SWITZRLND				46951	
400 U STATES		20580		151516	
		20804		223365	
FABRICS PILE SILK OR SYNTHETIC	YD				3232
100 U KINGDOM	9678	8055	160563	157995	
306 BELGIUM	4315	7839	89835	142887	
317 CZECHO S			126	199	
327 FRANCE	60657	73668	166615	205730	
335 GERMANY	497	992	8964	24468	
344 ITALY	4118	4528	7588	10260	
400 U STATES	97772	184522	583005	1094794	
	177037	279604	1016696	1636333	
SOCKS AND STOCKINGS SILK	DZ PR				3244
100 U KINGDOM	13	146	308	5352	
327 FRANCE			2	34	
400 U STATES	22	532	384	11229	
	35	678	694	16615	
UNDERWEAR SILK KNITTED	LB				3245
100 U KINGDOM			116	1846	
400 U STATES			61	623	
			177	2469	
CLOTHING SILK N O P	OZ				3246
100 U KINGDOM	16831	22690	106471	155759	
231 HONG KONG	350	256	9157	5657	
306 BELGIUM			205	388	
313 CHINA			816	375	
327 FRANCE	1235	1219	8459	11708	
344 ITALY	7918	7327	33080	33016	
347 JAPAN	785	564	1239	1004	
376 SWITZRLND	518	854	10362	12991	
389 IRELAND			630	647	
400 U STATES	10769	8883	54973	48525	
	38406	41793	225392	270070	
DRESSES SILK WOMENS CHILDRENS	OZ				3247
100 U KINGDOM	607	878	6038	14579	
231 HONG KONG			2230	1953	
327 FRANCE	188	516	5227	29991	
344 ITALY	24	72	7327	9480	
375 SWEDEN	47	238	4330	7445	
376 SWITZRLND			972	2491	
400 U STATES	5700	8688	62436	95980	
	6566	10392	88560	161919	
CLOTHING SILK WOMENS CHILDRENS	OZ				3248
100 U KINGDOM	1373	3110	20394	41233	
215 INDIA			496	806	
231 HONG KONG	4105	3309	57188	35415	
306 BELGIUM			1117	3110	
313 CHINA	27330	9026	51107	22395	
327 FRANCE	1127	2045	20692	40732	
344 ITALY	12858	17432	104078	147854	
347 JAPAN	26051	16838	126512	75952	
367 AZDRES	180	186	308	313	
376 SWITZRLND	77	125	7869	11118	
400 U STATES	7321	6585	62509	68113	
	80422	58656	452270	447041	

## IMPORTS INTO CANADA FOR CONSUMPTION

Articles and Countries from which Imported	MONTH OF NOVEMBER 1950		ELEVEN MONTHS ENDED NOVEMBER 1950		Class Number
	Quantities	Values (\$)	Quantities	Values (\$)	
HANDKERCHIEFS SILK	OZ				3251
100 U KINGDOM	196	294	2489	4805	
231 HONG KONG	533	309	914	704	
327 FRANCE	353	609	625	1469	
344 ITALY	147	307	1131	2486	
347 JAPAN	6753	4071	11504	6983	
376 SWITZRLNO			113	275	
400 U STATES	40	69	184	251	
	8022	5659	16960	16973	
SILK MANUFACTURES N O P	OZ				3252
100 U KINGDOM	2076	1963	12079	10406	
231 HONG KONG			2758	1735	
313 CHINA			4768	1423	
327 FRANCE			1669	1832	
335 GERMANY			432	462	
344 ITALY	1521	517	4785	3714	
347 JAPAN	2117	354	28504	9358	
376 SWITZRLND			20	54	
400 U STATES	1714	1020	12855	9129	
	7428	3854	67870	38113	
WOOL IN THE GREASE	LB				3261
100 U KINGDOM	62082	84532	961019	714544	
207 UN SO AFR	28380	39767	44293	53730	
215 INDIA			342951	208790	
216 PAKISTAN			65195	51396	
234 AUSTRALIA	12028	15193	3287880	2626288	
236 NEW ZEAL	384917	299062	6179753	3340711	
304 ARGENTINA	70294	97283	340651	323512	
354 NETHRLNDS			28309	26163	
379 TURKEY	54334	32259	219634	116374	
386 URUGUAY	114563	150130	499761	684543	
389 IRELAND	8562	5070	49876	31225	
400 U STATES	25263	10876	290888	191724	
	760423	734172	12310210	8369000	
WOOL WASHED OR SCAURED	LB				3262
100 U KINGDOM	205987	236669	2545130	2139787	
207 UN SO AFR	149876	113929	944477	558574	
215 INDIA	39651	38069	445119	307018	
216 PAKISTAN	19173	19570	604050	433593	
234 AUSTRALIA	656213	654848	8677592	7105766	
236 NEW ZEAL	614022	542631	3005510	1982892	
304 ARGENTINA	32809	54820	280211	252385	
306 BELGIUM			1228	2294	
366 PORTUGAL	20902	20024	72884	55350	
386 URUGUAY	46820	62621	227000	243381	
400 U STATES	114686	146084	531845	539574	
	1900139	1889265	17335046	13620614	
WOOL PULLED OR SLIPED	LB				3263
100 U KINGDOM	112467	129453	384445	387706	
215 INDIA			23520	5853	
234 AUSTRALIA			88956	85437	
236 NEW ZEAL	115604	89813	1364832	926817	
	228071	219266	1861753	1405813	
HAIR OF CAMEL ALPACA GOAT	LB				3264
100 U KINGDOM	13191	20222	103191	105790	
327 FRANCE	1102	8978	4404	29144	
363 PERU			3582	2843	
400 U STATES	7702	13299	95046	192024	
	21995	42499	206223	329801	
NOILS WOOL	LB				3265
100 U KINGDOM	33802	46584	289328	336265	
234 AUSTRALIA	3104	2185	61054	47677	
236 NEW ZEAL	1132	583	23764	16813	
306 BELGIUM	9766	14402	33319	43182	
386 URUGUAY			5876	4742	
400 U STATES	7220	6087	96888	100020	
	55024	69841	510229	548699	
WORSTED TOPS	LB				3266
100 U KINGDOM	1213887	2749084	13577214	22729878	
231 HONG KONG			29497	50939	
234 AUSTRALIA	19743	41653	660897	1094379	
304 ARGENTINA			7556	13475	
309 BRAZIL			1188	1615	
386 URUGUAY	28914	69758	218125	330782	
400 U STATES	60926	173664	242621	480926	
	1323470	3034159	14737098	24701994	
GARNETTED WOOL WASTE	LB				3267
100 U KINGDOM	5013	6300	92832	104911	
234 AUSTRALIA			16905	10879	
306 BELGIUM			26085	28825	
400 U STATES			158993	143015	
	5013	6300	294815	287630	
YARNS WOOL N O P	LB				3271
100 U KINGDOM	50221	119433	204393	546201	
234 AUSTRALIA			198	436	
306 BELGIUM	658	2566	5470	16210	
327 FRANCE	3651	27409	35300	165062	
335 GERMANY	53	195	348	975	
344 ITALY			82	316	
400 U STATES	6312	11212	8241	21090	
	60895	160815	254032	750290	
YARNS OR WARPS WOOL FOR MFRERS	LB				3272
100 U KINGDOM	91294	209762	1056533	2264365	
305 AUSTRIA	4738	12238	6556	17202	

IMPORTS INTO CANADA FOR CONSUMPTION

Articles and Countries from which Imported	MONTH OF NOVEMBER 1950		ELEVEN MONTHS ENDED NOVEMBER 1950		Class Number
	Quantities	Values (\$)	Quantities	Values (\$)	
306 BELGIUM	11767	34552	154402	375102	
317 CZECHO S	40000	101083	180214	413473	
327 FRANCE	5532	19969	185261	490681	
335 GERMANY	6731	19759	94975	225969	
344 ITALY	22752	55921	55801	119561	
400 U STATES	511	1481	100932	269632	
	183325	454765	1834674	4175985	
YARNS OR WARPS HAIR FOR MFRERS	LB				3273
100 U KINGDOM	35318	35038	304343	316699	
327 FRANCE	200	2395	200	2395	
400 U STATES			114253	79088	
	35518	37433	418796	398182	
YARN MOHAIR FOR PILE FABRICS	LB				3274
100 U KINGDOM	10985	20628	88059	129694	
400 U STATES			6082	21362	
	10985	20628	94141	151056	
YARNS WOOL FOR 6 OZ FABRICS	LB				3275
100 U KINGDOM			27770	48435	
			27770	48435	
WOOL FAB IN GRAY OVR 4 TO 6 OZ	LB				3281
100 U KINGDOM	5934	14511	140358	265071	
344 ITALY	7838	13907	24063	43846	
400 U STATES	14	20	14	20	
	13786	28438	164435	308937	
WOOL FAB IN GRAY 4 OZ OR LESS	LB				3282
100 U KINGDOM	18949	55067	327077	845234	
	18949	55067	327077	845234	
KNITTED FABRICS WOOL N O P	LB				3283
100 U KINGDOM	615	2374	43791	112390	
327 FRANCE			71	318	
400 U STATES	1006	2361	8353	21232	
	1621	4735	52215	133940	
FLANNELS	LB				3284
100 U KINGDOM	24116	64389	247298	604425	
327 FRANCE			308	1411	
376 SWITZRLND	714	2401	758	2648	
400 U STATES			233	1013	
	24830	66790	248597	609497	
FELT CLOTH N O P	LB				3285
100 U KINGDOM	68	501	8105	23939	
400 U STATES	34	191	3014	9985	
	102	692	11119	33924	
OVERCOATINGS	LB				3286
100 U KINGDOM	38628	83871	416150	908708	
317 CZECHO S			405	1505	
327 FRANCE	123	519	274	1082	
354 NETHRLNDS			461	1206	
365 POLAND			2216	7636	
376 SWITZRLND	224	1460	224	1460	
400 U STATES	558	1134	1212	3951	
	39533	86984	420942	925548	
TWEEDS	LB				3287
100 U KINGDOM	42806	88781	475630	953200	
234 AUSTRALIA			332	436	
327 FRANCE			1066	5481	
400 U STATES			662	1167	
	42806	88781	477690	960284	
WORSTEDS AND SERGES	LB				3288
100 U KINGDOM	480341	1679943	6219214	20126749	
231 HONG KONG			1285	3445	
234 AUSTRALIA	6719	25701	40535	138018	
306 BELGIUM	751	3495	38687	182552	
317 CZECHO S	7062	28606	229166	876972	
327 FRANCE	2924	15880	73844	378273	
335 GERMANY	452	1599	2550	9493	
344 ITALY	29287	114601	190751	733928	
354 NETHRLNDS	228	656	18566	58737	
360 ISRAEL			993	4057	
365 POLAND	2356	8586	15138	51228	
376 SWITZRLND	9	114	1746	12611	
400 U STATES	10488	35328	45522	149438	
	540617	1914509	6877997	22725501	
WOVEN FABRICS N O P WOOL	LB				3289
100 U KINGDOM	78274	179724	757477	1653654	
215 INDIA			60	177	
234 AUSTRALIA			1761	4626	
306 BELGIUM	356	2869	7870	23196	
317 CZECHO S	2476	9538	36297	135760	
327 FRANCE	681	3405	15090	84668	
335 GERMANY			42	127	
344 ITALY			2731	10557	
354 NETHRLNDS			2610	7364	
376 SWITZRLND	281	2391	952	9823	
400 U STATES	8127	23226	50132	136062	
	90195	221153	875022	2066014	
LUSTRES ITALIAN LININGS	LB				3290
100 U KINGDOM	382	1326	9207	20977	
400 U STATES			268	1061	
	382	1326	9475	22038	
WOOL FAB 12 INS WIDE OR LESS					3291
100 U KINGDOM		299		2927	
327 FRANCE		486		3257	
400 U STATES		133		1245	
		918		7429	

## IMPORTS INTO CANADA FOR CONSUMPTION

Articles and Countries from which Imported	MONTH OF NOVEMBER 1950		ELEVEN MONTHS ENDED NOVEMBER 1950		Class Number
	Quantities	Values (\$)	Quantities	Values (\$)	
WOOL FABRICS CUT PILE PLUSH 100 U KINGDOM 306 BELGIUM 327 FRANCE 335 GERMANY 400 U STATES	LB 6281	11559	138005 7002 457 136	254292 10691 2300 374	3292
	1197 7478	3681 15240	36726 182326	84858 352515	
BILLIARD CLOTH OF WOOL FABRIC 100 U KINGDOM 306 BELGIUM 400 U STATES	LB 4102	14626	34438 4694	114563 14614	3293
	6 4108	38 14664	17 39149	97 129274	
MELTON CLOTH FOR TENNIS BALLS 100 U KINGDOM	LB		4213 4213	8445 8445	3294
BLIPPER CLOTH FOR FOOTWEAR	LB				3295
FILTER PRESS CLOTH OF WOOL 100 U KINGDOM 400 U STATES	LB 212	419	212 25	419 140	3296
	212	419	237	559	
CARPETS AXMINSTER IN ROLLS 100 U KINGDOM 306 BELGIUM 317 CZECHO S 327 FRANCE 400 U STATES	80 FT 204591 42661	99924 25014	2968518 110238 21837 6399 27791	1374606 54658 9660 2731 13193	3301
	247252	124938	3134783	1454848	
CARPETS AXMINSTER SQUARES 100 U KINGDOM 306 BELGIUM 372 SPAIN 400 U STATES	80 FT 85535	38606	2353909 5629 700	881295 2433 1655	3302
	1938 87473	930 39536	8721 2368959	10327 895710	
CARPET BRUSSELS WILTON IN ROLL 100 U KINGDOM 306 BELGIUM 317 CZECHO S 327 FRANCE 335 GERMANY 344 ITALY 400 U STATES	80 FT 347199 439189 12481	211471 234433 4472	3901357 2509210 67201 3069 29121 14834	2232977 1333951 33685 1418 19153 6541	3303
	1176 800045	989 451365	15793 6540585	11146 3638871	
CARPET BRUSSELS WILTON SQUARES 100 U KINGDOM 306 BELGIUM 317 CZECHO S 344 ITALY 400 U STATES	80 FT 32669 33265 1820	21777 12132 684	544922 310833 2798 1039	333460 152270 1026 941	3304
	396 68150	392 34985	9182 868774	10871 498568	
CARPETS INGRAIN IN ROLLS 100 U KINGDOM 306 BELGIUM 317 CZECHO S 335 GERMANY 344 ITALY 400 U STATES	80 FT 1971 14231	783 6792	57443 166154 2200 3880	21117 90833 1027 2835	3305
	1980 8579 26761	1526 3795 12896	43972 12649	21045 9722 146579	
CARPETS INGRAIN SQUARES 100 U KINGDOM 215 INDIA 306 BELGIUM 313 CHINA 317 CZECHO S 327 FRANCE 344 ITALY 400 U STATES	80 FT 35128 19277	5739 4755	50720 223656 305274 45029 13369 4626 7881 1614	18305 37936 114316 15939 7480 2600 3122 1444	3306
	54405	10494	652169	201142	
CARPETS ORIENTAL 100 U KINGDOM 215 INDIA 216 PAKISTAN 231 HONG KONG 306 BELGIUM 310 BULGARIA 313 CHINA 317 CZECHO S 322 EGYPT 327 FRANCE 328 FR AFRICA 342 IRAN 344 ITALY 347 JAPAN 377 SYRIA 379 TURKEY 400 U STATES	80 FT 1735 61533 3225	1381 64915 1002	35768 955698 120 42002 7600 1343 102604 4428 1206 97 2156 50356 710 3288 756 526	28269 955877 1340 26870 2825 4021 72054 3090 461 945 2814 112751 583 1146 928 624	3307
	1223 85760	1384 90694	10443 1219101	19779 1234377	
CARPETS TAPESTRY IN ROLLS 100 U KINGDOM 327 FRANCE 344 ITALY 400 U STATES	80 FT 1350	390	19748 7624 22124 4843	5677 4671 10553 1351	3308
	1350	390	54339	22252	
CARPETS TAPESTRY SQUARES 100 U KINGDOM 327 FRANCE	80 FT		6435 243	3077 1067	3309

IMPORTS INTO CANADA FOR CONSUMPTION

Articles and Countries from which Imported	MONTH OF NOVEMBER 1950		ELEVEN MONTHS ENDED NOVEMBER 1950		Class Number
	Quantities	Values (\$)	Quantities	Values (\$)	
40D U STATES			174	301	
MATS HEARTH RUGS ANO RUNNERS			6852	4445	3310
100 U KINGDOM	15043	5622	318652	94042	
215 INOIA	6601	1002	78622	10266	
306 BELGIUM	4736	1228	25387	6707	
344 ITALY	28102	14100	32396	15335	
400 U STATES	1748	599	13665	5821	
	5623D	22551	468722	132171	
SHAWLS WOOL					3321
100 U KINGDOM			775	2886	
400 U STATES			12	94	
			787	2980	
SOCKS AND STOCKINGS WOOL					3322
100 U KINGDOM	30417	165334	362937	1754337	
306 BELGIUM			66	794	
359 NORWAY	18	115	55	357	
376 SWITZRLND			32	356	
400 U STATES	40	366	791	6528	
	30475	165815	363881	1762372	
UNDERWEAR WOOL KNITTED					3323
100 U KINGDOM	8929	30953	88355	284681	
234 AUSTRALIA	449	1115	1597	3771	
376 SWITZRLNO			964	7709	
400 U STATES	29	124	1088	3001	
	94D7	32192	92004	299162	
CLOTHING WOOL WOMEN'S CHILDRENS					3324
100 U KINGDOM	6819	42618	134460	931600	
234 AUSTRALIA			45	268	
306 BELGIUM	6	46	83	1432	
327 FRANCE	15	82	1804	55705	
344 ITALY			112	919	
352 MEXICO			18	92	
354 NETHRLNDS	22	251	1699	9631	
375 SWEDEN			419	5822	
376 SWITZRLNO	11	127	221	2104	
389 IRELAND	35	396	935	8530	
400 U STATES	3065	21831	24144	251292	
	9973	65351	163940	1267395	
CLOTHING N O P WOOL					3325
100 U KINGDOM	2703	17509	19966	132168	
306 BELGIUM			66	303	
317 CZECHD S			1050	4639	
327 FRANCE			66	661	
352 MEXICO			35	264	
354 NETHRLNDS	4	15	49	422	
376 SWITZRLNO	18	202	793	11709	
389 IRELAND			49	604	
400 U STATES	738	3394	6907	29568	
	3463	21120	28981	180338	
CLOTHING WOL MEN'S OUTERWEAR					3326
100 U KINGDOM	8071	56134	176882	1033246	
327 FRANCE			278	1615	
335 GERMANY			5270	1072	
344 ITALY	25	483	64	1846	
352 MEXICO			89	424	
354 NETHRLNDS			64	280	
376 SWITZRLND			15	130	
400 U STATES	3210	5006	44197	50750	
	11306	61623	226859	1089363	
BELTING OF CAMELS HAIR					3341
1DD U KINGDOM		1392		2981	
		1392		2981	
BLANKETS N D P WODL					3342
100 U KINGDOM	29511	42866	526205	647813	
306 BELGIUM			509	1201	
354 NETHRLNDS	30	73	639	1027	
400 U STATES	1683	2313	4271	6441	
	31224	45252	531624	656482	
FELT PRESSEO					3343
100 U KINGDOM	1475	2713	34454	55476	
317 CZECHO S			894	1502	
344 ITALY			240	1953	
400 U STATES	6554	10880	43107	80543	
	8029	13593	78695	139474	
RUGS RAILWAY STEAMER AND AUTO					3344
100 U KINGDOM	1342	3275	35301	75096	
234 AUSTRALIA			15	62	
400 U STATES	669	1535	2389	4194	
	2D11	4810	37705	79352	
WOOL MANUFACTURES N O P					3345
100 U KINGDOM	1249	3564	13460	41274	
231 HONG KONG			446	1140	
305 AUSTRIA			145	896	
306 BELGIUM			405	800	
313 CHINA			2166	7836	
317 CZECHO S	88	149	88	149	
327 FRANCE			23	403	
376 SWITZRLND	4	37	114	1937	
400 U STATES	5530	13465	37356	87882	
	6871	17215	54203	142317	
YARN SYNTHETIC ACETATE SINGLES					3360
100 U KINGDOM	34050	26917	1089954	859269	
306 BELGIUM			2454	2213	
335 GERMANY			500	585	

## IMPORTS INTO CANADA FOR CONSUMPTION

Articles and Countries from which Imported	MONTH OF NOVEMBER 1950		ELEVEN MONTHS ENDED NOVEMBER 1950		Class Number
	Quantities	Values (\$)	Quantities	Values (\$)	
344 ITALY			199	194	
400 U STATES		80098	551061	546295	
	113251	107015	1644168	1408556	
YARNS SYNTHETIC SINGLES N O P	LB				3361
100 U KINGDOM	38748	33378	678554	492955	
306 BELGIUM	1100	1148	38293	37160	
327 FRANCE			3967	3148	
354 NETHRLNDS	31747	24239	327305	235096	
376 SWITZRLND	27616	16282	802120	502890	
400 U STATES	13344	13500	186595	163461	
	112555	88547	2036834	1434710	
YARNS THREADS SYNTHETIC N O P	LB				3362
100 U KINGDOM	22344	25642	231402	235435	
327 FRANCE	1081	1383	7758	13487	
344 ITALY	1246	1716	8074	8116	
347 JAPAN			600	511	
354 NETHRLNDS	5653	5088	64593	64010	
376 SWITZRLND			6903	8477	
400 U STATES	31680	50639	552432	626230	
	62004	84468	871762	956266	
YARN SYNTHETIC FOR PILE FABRIC	LB				3363
100 U KINGDOM	10398	13920	79948	85427	
400 U STATES	83	72	191	175	
	10481	13992	80139	85602	
YARNS SYNTHETIC ACETATE TWIST	LB				3364
100 U KINGDOM	30	67	3561	3799	
400 U STATES	5703	11082	33934	72817	
	5731	11149	37495	76616	
BTAPLE FIBRES SYNTHETIC	LB				3365
100 U KINGDOM	283640	107090	879691	315771	
305 AUSTRIA	133655	36629	343101	96362	
316 CUBA			199182	64928	
335 GERMANY	484376	152600	543324	170696	
344 ITALY	25000	8069	334808	134200	
354 NETHRLNDS			935700	286967	
359 NORWAY			277386	78851	
376 SWITZRLND	52990	15008	779857	224695	
400 U STATES	62996	44518	214504	119192	
	1042657	363914	4507553	1491662	
TOPS OF SYNTHETIC FIBRES	LB				3366
100 U KINGDOM	10385	5978	199529	77091	
335 GERMANY	6282	2723	14708	6280	
344 ITALY			20000	10134	
400 U STATES	41420	85271	103898	189705	
	58087	93972	338135	283210	
WASTE SHORT FIBRE SYNTHETIC	LB				3367
100 U KINGDOM	36739	11640	376966	85945	
305 AUSTRIA			25065	7236	
306 BELGIUM			49	29	
400 U STATES	176025	80209	790678	326568	
	212764	91849	1192758	419778	
YARNS FROM POLYAMIDES NYLON	LB				3368
100 U KINGDOM			567	1823	
400 U STATES	4823	34581	28516	134642	
	4823	34581	29083	136465	
YARN SYNTHETIC FOR TIRE FABRIC	LB				3369
316 CUBA	285750	171460	1699977	1021562	
400 U STATES	200315	126707	2913330	1768106	
	486065	298167	4613307	2789668	
KNITTED FABRIC SYNTHETIC FIBRE	LB				3371
100 U KINGDOM	6027	8670	106676	169377	
400 U STATES	6975	25652	46910	142196	
	13002	34322	153586	311573	
FABRICS SYNTHETIC FIBRE N O P	LB				3372
100 U KINGDOM	36608	74119	785360	1502977	
215 INDIA			10	25	
306 BELGIUM	563	1721	16069	25385	
327 FRANCE	2515	13009	28901	146026	
335 GERMANY	1456	4044	5742	12572	
344 ITALY	2810	8104	17487	61112	
347 JAPAN	860	1108	14925	19463	
354 NETHRLNDS			5388	10868	
376 SWITZRLND	817	3575	12325	53198	
400 U STATES	188382	516055	1390254	3926969	
	234011	621735	2276461	5758595	
RIBBONS OF SYNTHETIC FIBRES					3373
100 U KINGDOM		5478		71900	
317 CZECHO S		3313		37236	
327 FRANCE		21489		88592	
344 ITALY		165		697	
347 JAPAN		210		5333	
354 NETHRLNDS		250		250	
376 SWITZRLND		16834		120808	
400 U STATES		66886		424489	
		114625		749305	
GLOVES OF SYNTHETIC FIBRES	DZ PR				3380
100 U KINGDOM	118	934	7621	41912	
317 CZECHO S	1155	4737	5080	22108	
327 FRANCE	112	1500	901	7111	
347 JAPAN			17048	28496	
400 U STATES			392	5571	
	1385	7171	31042	105198	
SOCKS STOCKINGS SYNTHETIC FIBR	DZ PR				3382
100 U KINGDOM	188	841	15562	37159	



IMPORTS INTO CANADA FOR CONSUMPTION

Articles and Countries from which Imported	MONTH OF NOVEMBER 1950		ELEVEN MONTHS ENDED NOVEMBER 1950		Class Number
	Quantities	Values (\$)	Quantities	Values (\$)	
327 FRANCE			12	191	
400 U STATES	1842	23855	19707	155410	
	2030	24696	35281	192760	
CLOTHING OF SYNTH FIBRE N O P	OZ				3383
100 U KINGDOM	14329	7642	692000	211484	
231 HONG KONG	160	109	5081	3475	
306 BELGIUM			371	186	
313 CHINA			128	105	
327 FRANCE	1633	1632	19293	13984	
344 ITALY	134	89	3093	2096	
347 JAPAN			80	138	
354 NETHRLNDS	304	220	304	220	
367 AZORES			188	268	
376 SWITZRLND	981	618	10416	10847	
400 U STATES	196514	74337	1393438	468863	
	214055	84647	2124392	711666	
DRESSES SYNTH WOMENB CHILDRENS	OZ				3384
100 U KINGDOM	10413	4761	62094	45877	
327 FRANCE	1951	3436	19156	44382	
354 NETHRLNDS	160	105	160	105	
375 SWEDEN			2231	5767	
376 SWITZRLND			2667	4653	
400 U STATES	192308	123264	1183045	856936	
	204832	131566	1269353	957720	
UNDERWEAR KNITTED SYNTHETIC	LB				3385
100 U KINGDOM	17929	31736	154586	370223	
376 SWITZRLND			97	679	
400 U STATES	5286	11341	20344	58221	
	23215	43077	175027	429123	
CURTAINS OF SYNTHETIC FIBRE	OZ				3390
100 U KINGDOM	86635	11308	1530082	204411	
400 U STATES	204021	32319	1641851	270561	
	290656	43627	3171933	474972	
HANDKERCHIEFS SYNTHETIC FIBRE	OZ				3391
100 U KINGDOM	515	272	2203	1143	
327 FRANCE			1520	745	
376 SWITZRLND			196	102	
400 U STATES	160	177	935	680	
	675	449	4854	2670	
SYNTHETIC FIBRE MANUFACTURB NOP	OZ				3392
100 U KINGDOM	156094	18296	820392	122756	
231 HONG KONG	2538	734	3836	1050	
306 BELGIUM			10928	1388	
317 CZECHO S	110	75	110	75	
327 FRANCE	1285	575	21261	10789	
344 ITALY	10970	1881	49097	6435	
347 JAPAN			2080	337	
354 NETHRLNDS	11287	862	22722	5988	
376 SWITZRLND	2992	697	13597	4821	
400 U STATES	188341	40597	1478466	294060	
	373617	63717	2422489	447699	
SYNTH FIBRE FOR ELEC APPARATUS					3393
100 U KINGDOM		4397		12868	
400 U STATES		595		18968	
		4992		31836	
HAIR CLOTH					3401
100 U KINGDOM		978		35699	
400 U STATES		95		2077	
		1073		37776	
FILTER PRESS CLOTH OF HAIR					3402
KAPOK	CWT				3411
321 ECUADOR			251	11832	
355 INDONESIA			551	22540	
400 U STATES	155	6890	1769	73380	
	155	6890	2571	107752	
MANILA FIBRE	CWT				3412
309 BRAZIL			881	28235	
315 C RICA			1200	31898	
355 INDONESIA			2257	56968	
364 PHIL	2466	69203	40504	1071592	
400 U STATES	1758	57595	13248	362381	
	4224	126798	58090	1551074	
BISAL ISTLE TAMPICO FIBRE	CWT				3413
100 U KINGDOM			4243	67635	
203 B E AFR	15245	253964	58144	993274	
306 BELGIUM			11	331	
309 BRAZIL	3209	46713	101048	1489280	
312 CHILE			149	6309	
316 CUBA			19604	250188	
338 HAITI	9017	150917	63000	1095133	
352 MEXICO	17996	217002	203753	2546470	
368 PORT AFR			5319	108502	
387 VENEZUELA			551	7095	
400 U STATES	1740	23720	61616	982567	
	47207	692316	517438	7546784	
VEGETABLE FIBRE N O P	CWT				3414
100 U KINGDOM	45	494	157	4422	
211 NIGERIA			23	296	
212 S LEONE	200	1853	200	1853	
215 INDIA	1	30	420	3357	
231 HONG KONG			1	16	
304 ARGENTINA			10	101	
306 BELGIUM	32	535	828	15980	
309 BRAZIL	469	9351	1048	16170	

## IMPORTS INTO CANADA FOR CONSUMPTION

Articles and Countries from which Imported	MONTH OF NOVEMBER 1950		ELEVEN MONTHS ENDED NOVEMBER 1950		Class Number
	Quantities	Values (\$)	Quantities	Values (\$)	
313 CHINA			127	4199	
352 MEXICO	3	122	14	438	
353 MOROCCO			1214	7361	
400 U STATES	1369	10529	18979	124762	
GRASSES SEAWEED	2119	22914	23021	178955	
MORSES BAGASSE					3421
100 U KINGDOM		6063		17792	
231 HONG KONG		249		4093	
306 BELGIUM				769	
327 FRANCE				304	
347 JAPAN		314		7470	
354 NETHRLNDS				234	
359 NORWAY				739	
400 U STATES		57236		225982	
BINDER TWINE		63862		327383	
	CWT				3422
100 U KINGDOM			10000	214999	
306 BELGIUM			660	13759	
352 MEXICO			10	137	
354 NETHRLNDS			510	9037	
400 U STATES	50	430	109	1824	
COIR AND COIR YARN	50	430	11289	239756	
	CWT				3423
100 U KINGDOM			1496	16711	
215 INDIA	1158	12550	5338	56007	
221 B GUIANA	47	200	137	741	
400 U STATES			242	1908	
MATS RUGS N O P OF COCOA FIBRE	1205	12750	7213	75367	
	SQ YO				3424
100 U KINGDOM			730	475	
215 INDIA	7020	5107	87841	54610	
354 NETHRLNDS			9880	10994	
400 U STATES			191	123	
BTRAW DR PAPER CARPETING RUGS	7020	5107	98642	66202	
					3425
100 U KINGDOM		1595		9911	
224 JAMAICA				66	
231 HONG KONG		463		4387	
338 HAITI				1043	
344 ITALY		166		921	
347 JAPAN		95		32042	
400 U STATES		754		33821	
VEGETABLE FIBRES FOR BRUSHES		3073		82191	
	CWT				3428
215 INDIA			364	4455	
306 BELGIUM			58	1153	
352 MEXICO	59	1960	965	32164	
400 U STATES	102	4988	872	34676	
MATS CUT PILE OF COCOA FIBRE	161	6948	2259	72448	
	SQ FT				3429
100 U KINGDOM			2600	737	
215 INDIA	76066	13928	543410	94044	
354 NETHRLNDS			3016	1591	
WASTE FOR FURTHER PREPARATION	76066	13928	549026	96372	
	CWT				3451
100 U KINGDOM	634	31767	14001	284343	
215 INDIA	3693	39939	9621	95226	
231 HONG KONG			618	7439	
234 AUSTRALIA			1053	51203	
236 NEW ZEAL			26	646	
304 ARGENTINA			6632	168367	
306 BELGIUM	765	6366	3946	43696	
309 BRAZIL			1569	25004	
327 FRANCE	108	2550	1042	14842	
335 GERMANY	214	3516	2595	46427	
344 ITALY	498	2192	1211	13049	
352 MEXICO			422	10463	
354 NETHRLNDS	620	3209	4711	50218	
363 PERU			653	15868	
375 SWEDEN	108	2667	108	2667	
386 URUGUAY			366	41323	
400 U STATES	52245	582056	308256	3988064	
WASTE FOR WIPING	58885	674262	356830	4858845	
	CWT				3452
100 U KINGDOM	130	5258	4203	67072	
234 AUSTRALIA			25	966	
236 NEW ZEAL			13	1034	
304 ARGENTINA			140	2526	
306 BELGIUM	1167	3540	3098	29452	
316 CUBA			97	932	
318 DENMARK			581	2403	
322 EGYPT	663	1673	994	2587	
327 FRANCE	2236	6717	4506	13642	
335 GERMANY			1494	11386	
344 ITALY	6148	18280	20585	43768	
354 NETHRLNDS	839	12365	3212	41633	
400 U STATES	65424	595933	407939	3263241	
WASTE GARNETTED READY FOR USE	78607	643766	446887	3480642	
	LB				3453
100 U KINGDOM	500	55	113214	22988	
335 GERMANY			44862	6931	
400 U STATES	382409	63729	3249958	410382	
BATTS BATTING WADDING WOOL	382909	63784	3408034	440301	
	LB				3454
400 U STATES			2724	802	
			2724	802	

IMPORTS INTO CANADA FOR CONSUMPTION

Articles and Countries from which Imported	MONTH OF NOVEMBER 1950		ELEVEN MONTHS ENDED NOVEMBER 1950		Class Number
	Quantities	Values (\$)	Quantities	Values (\$)	
FISH NETS NETTINGS COMMERCIAL					
100 U KINGDOM		111966		1358483	3460
327 FRANCE				2613	
335 GERMANY				16054	
347 JAPAN		8195		148057	
354 NETHRLNDS		3593		55273	
400 U STATES		17432		325955	
		141186		1906435	
FISHING LINES COMMERCIAL	LB				3461
100 U KINGDOM	50910	45274	523860	390381	
306 BELGIUM			2783	992	
335 GERMANY			1200	1446	
352 MEXICO			691	126	
354 NETHRLNDS	16172	4663	126303	42633	
400 U STATES	27309	23108	140733	99070	
	94391	73045	795570	534648	
CORDAGE OVER 1 IN CIRC N O P	LB				3462
CORDAGE MANILA OVER 1 IN CIRC	LB				3463
100 U KINGDOM	177587	51290	1442693	392540	
318 DENMARK	1280	387	13253	3950	
352 MEXICO			333323	47246	
354 NETHRLNDS			2767	837	
359 NORWAY	4341	1126	6931	2536	
400 U STATES	50	14	14039	6197	
	183258	52817	1813006	453306	
CORDAGE COMMERCIAL FISH NET	LB				3464
100 U KINGDOM	196641	52078	1114049	289099	
306 BELGIUM	11964	3719	27643	8808	
318 DENMARK			14340	4014	
354 NETHRLNDS	41214	11444	518127	145630	
400 U STATES	7781	2778	68959	30647	
	257600	70019	1743118	478198	
CORDAGE VEG FIB OVER 1 IN CIRC	LB				3465
100 U KINGDOM	10847	7566	138665	84218	
359 NORWAY			1750	348	
400 U STATES	6135	3569	133329	45374	
	16982	11135	273744	129940	
COTTON FABRIC RUBBERIZED	LB				3472
100 U KINGDOM			27618	18466	
400 U STATES			14193	13385	
			41811	31851	
COTTON WINDOW SHADE CLOTH	LB				3473
100 U KINGDOM			11215	9594	
400 U STATES	635	653	6895	12583	
	635	653	20110	22177	
COTTON FABRICS COATED N O P	LB				3474
100 U KINGDOM	17416	20551	246875	300283	
327 FRANCE			618	348	
335 GERMANY			245	427	
347 JAPAN			20465	17613	
400 U STATES	91300	112832	766231	916989	
	108716	133383	1034434	1235660	
ARTISTS CANVAS COATED PREPARED					3475
100 U KINGDOM		178		1782	
327 FRANCE				230	
354 NETHRLNDS				1039	
400 U STATES		1435		8345	
		1613		11396	
CANVAS FLAX FDR TENTS AWNINGS	LB				3476
100 U KINGDOM	2604	1823	20055	13266	
400 U STATES			57	57	
	2604	1823	20112	13323	
FABRICS JUTE COATED					3478
100 U KINGDOM				4249	
400 U STATES		4385		35464	
		4385		39713	
FABRICS VEG FIBRE COATED	LB				3479
100 U KINGDOM	3709	2133	21287	22606	
347 JAPAN			100	255	
400 U STATES	5952	7845	81298	95117	
	9661	9978	102685	117978	
FABRICS FOR BRATTICE CLDTH					3480
100 U KINGDOM		8822		84721	
400 U STATES				1215	
		8822		85936	
FABRICS SILK COATED					3481
100 U KINGDOM				341	
400 U STATES		2502		19445	
		2502		19786	
FABRICS WDOL COATED	LB				3483
100 U KINGDOM			4828	7960	
400 U STATES	33489	82561	170171	353418	
	33489	82561	174999	361378	
FABRICS SYNTHETIC FIBRE COATED					3484
100 U KINGDOM				1069	
400 U STATES		46994		181656	
		46994		182725	
OILCLOTH FLOOR LINOLEUM	LB				3488
100 U KINGDOM	1108884	178907	14392353	2285312	
400 U STATES	574188	83450	4875588	751372	
	1683072	262357	19267941	3036684	
OILCLOTH CARRIAGE SHELF TABLE	LB				3486
100 U KINGDOM	52850	38961	200519	131173	
354 NETHRLNDS			13	11	

## IMPORTS INTO CANADA FOR CONSUMPTION

Articles and Countries from which Imported	MONTH OF NOVEMBER 1950		ELEVEN MONTHS ENDED NOVEMBER 1950		Class Number
	Quantities	Values (\$)	Quantities	Values (\$)	
400 U STATES	41369	33067	337488	296232	
TYPewriter RIBBONS	94219	72028	538020	427416	3487
100 U KINGDOM	LB 189	756	2474	5876	
376 SWITZRLND			137	1867	
400 U STATES	118	822	1141	9366	
FABRICS COTTON TO COVER RUBBER	307	1578	3752	17109	3488
100 U KINGDOM		11565		79178	
400 U STATES		10302		79372	
CORD TIRE FABRICS SYNTH FIBRE	LB			158550	3489
316 CUBA	75825	53765	319555	220785	
400 U STATES	12184	10562	1121351	842692	
LACE EMBROIDERIES BOBBINET NOP	88009	64327	1440906	1063477	3501
100 U KINGDOM		46679		545800	
215 INDIA				1159	
231 HONG KONG				1407	
305 AUSTRIA		2852		9467	
306 BELGIUM		408		2745	
313 CHINA				16546	
327 FRANCE		63511		520230	
335 GERMANY		812		1829	
344 ITALY				138	
347 JAPAN				371	
354 NETHRLNDS				162	
367 AZORES		1830		11507	
376 SWITZRLND		1610		20432	
400 U STATES		44523		236733	
CORSETS GIRDLES BRASSIERES		162225		1368526	3510
100 U KINGDOM		4460		31232	
327 FRANCE				843	
400 U STATES		60046		407391	
BRACES OR SUSPENDERS AND PARTS		64506		439466	3511
100 U KINGDOM		1830		18669	
327 FRANCE				1157	
400 U STATES		10436		90528	
CHURCH VESTMENTS ANY MATERIAL		12266		110354	3512
100 U KINGDOM		1364		12411	
306 BELGIUM		188		865	
327 FRANCE		2946		19186	
344 ITALY				515	
400 U STATES		1362		13247	
GARMENTS KNITTED N O P		5860		46224	3514
100 U KINGDOM	LB 97127	440798	992834	4254245	
234 AUSTRALIA	30	216	221	690	
305 AUSTRIA	27	434	544	5552	
306 BELGIUM	150	1537	1588	10877	
327 FRANCE	16	230	809	6948	
344 ITALY	154	2515	2277	34475	
347 JAPAN			2876	8173	
359 NORWAY	602	1567	1122	2801	
360 ISRAEL			789	5971	
376 SWITZRLND	392	2991	4267	32984	
400 U STATES	13211	48335	120282	390338	
GLOVES MITTS AND MITTENS N O P	111709	498623	1127609	4753054	3515
100 U KINGDOM	DZ PR 3504	20279	11980	71746	
231 HONG KONG			500	1606	
317 CZECHO S	28	125	28	125	
327 FRANCE			486	3150	
344 ITALY	1021	7770	1772	13566	
347 JAPAN	1736	7274	36955	116374	
359 NORWAY	31	381	61	773	
376 SWITZRLND	9	112	299	2184	
400 U STATES	160	1107	1150	7118	
BERETS OF WOOL KNITTED FULLED	6489	37048	53231	216642	3516
100 U KINGDOM	DZ 452	892	3239	15238	
317 CZECHO S			130	561	
327 FRANCE	385	1254	1531	6358	
344 ITALY	99	499	135	1124	
400 U STATES	291	3356	760	8770	
CAPS BONNETS BERETS N O P	1227	6001	5795	32051	3517
100 U KINGDOM	DZ 569	3812	9667	49295	
317 CZECHO S			35	771	
327 FRANCE	197	738	2115	10455	
344 ITALY	12	221	1808	30376	
347 JAPAN			975	835	
359 NORWAY	42	270	42	270	
367 AZORES	2	57	97	811	
376 SWITZRLND	36	672	383	6463	
400 U STATES	464	5221	7516	37499	
HATS OF FUR FELT	1322	10991	22638	136775	3518
100 U KINGDOM	DZ 189	8614	2431	113630	
306 BELGIUM			50	2194	
317 CZECHO S			135	4499	
327 FRANCE		56	371	20385	

IMPORTS INTO CANADA FOR CONSUMPTION

Articles and Countries from which imported	MONTH OF NOVEMBER 1950		ELEVEN MONTHS ENDED NOVEMBER 1950		Class Number	
	Quantities	Values (\$)	Quantities	Values (\$)		
340 HUNGARY			6	526		
344 ITALY			889	71603		
354 NETHRLNDS			10	728		
400 U STATES	155	11530	980	69831		
HATS OF WOOL FELT	002	344	20200	4872	283396	3519
100 U KINGDOM	65	1003	569	8621		
327 FRANCE			136	2592		
400 U STATES	119	1933	1172	22888		
HATS N O P	002	184	2936	1877	34101	3521
100 U KINGDOM	66	1766	577	17094		
231 HONG KONG	3	22	8	243		
327 FRANCE	11	856	512	33643		
344 ITALY	3	90	542	5261		
347 JAPAN			1	80		
352 MEXICO			16	60		
354 NETHRLNDS			11	914		
367 AZORES			130	798		
376 SWITZRLND	3	16	3	76		
384 P RICO			81	809		
400 U STATES	699	14266	5680	183160		
FIREMENS SAFETY HELMETB		785	17016	7561	242138	3522
100 U KINGDOM					903	
400 U STATES					137682	
KNITTED GOODS N O P	LB	18716			138585	3524
100 U KINGDOM	298	944	3906	10095		
400 U STATES	4111	7283	30670	60173		
UNDERWEAR N O P KNITTED	LB	4409	8227	34576	70268	3525
CHEVILLE YARNS AND CORDS	LB					3548
306 BELGIUM			181	234		
400 U STATES	112	266	947	1783		
USED BAGS OF VEGETABLE FIBRE		112	266	1128	2017	3550
100 U KINGDOM					2460	
400 U STATES					12190	
BELTING N O P		407			14650	3551
100 U KINGDOM		2733			16958	
400 U STATES		15823			129210	
BLANKETS FOR PRINTING PRESSES		18556			146168	3552
100 U KINGDOM		1265			12958	
400 U STATES		35394			323686	
BRAIDS CDRDB FRINGEB NDP		36659			336644	3553
100 U KINGDOM		3751			18888	
306 BELGIUM					307	
317 CZECHO S		668			668	
327 FRANCE		4264			14442	
335 GERMANY					4310	
344 ITALY		499			563	
347 JAPAN					289	
354 NETHRLNDS		423			1977	
376 SWITZRLND		819			1288	
400 U STATES		18102			95687	
CARPETS N O P	80 FT	28526			138419	3554
100 U KINGDOM	3735	854	37995	12170		
306 BELGIUM	77134	15072	1299768	282182		
317 CZECHO S	533	182	2798	2128		
327 FRANCE			4762	1455		
344 ITALY	22654	6444	185726	53213		
347 JAPAN			8166	1309		
352 MEXICO			1270	419		
354 NETHRLNDS			130	50		
372 SPAIN			1140	1556		
400 U STATES	913	151	35507	12542		
CRAPES BLACK MOURNING		104969	22703	1577262	367024	3556
CURTAINS N O P						3557
100 U KINGDOM		2466			65009	
376 SWITZRLND					945	
400 U STATES		1739			6247	
FELT ADHESIVE FOR VESSELS		4205			72901	3558
100 U KINGDOM		424			3249	
HAT BRAIDS NOT OVER 6 INCHES		424			3249	3559
100 U KINGDOM					38	
313 CHINA		72			2172	
344 ITALY		686			23276	
347 JAPAN		315			745	
376 SWITZRLND		63120			314260	
400 U STATES		18628			171142	
HAT SWEATS CAP PEAKS AND BANDS		82821			511633	3560
100 U KINGDOM		209			7424	
376 SWITZRLND					101	
400 U STATES		52277			467431	
		52486			474956	

## IMPORTS INTO CANADA FOR CONSUMPTION

Articles and Countries from which Imported	MONTH OF NOVEMBER 1950		ELEVEN MONTHS ENDED NOVEMBER 1950		Class Number
	Quantities	Values (\$)	Quantities	Values (\$)	
HOODS AND SHAPES OF FUR FELT	D02				3561
100 U KINGDOM	123	982	126	1053	
317 CZECHO S			2296	49980	
327 FRANCE			353	7496	
344 ITALY	175	2751	6103	100849	
400 U STATES	31	552	474	10149	
	329	4285	9352	169527	
HOODS AND SHAPES OF WOOL FELT	D02				3562
344 ITALY			10	102	
400 U STATES	120	935	475	3760	
	120	935	485	3862	
HOODS AND SHAPES KNITTED	D02				3563
100 U KINGDOM			10	78	
224 JAMAICA			187	1663	
231 HONG KONG			1654	12749	
313 CHINA	250	1658	6200	40568	
321 ECUADOR	148	2217	2483	27944	
344 ITALY	2999	22672	21898	144137	
347 JAPAN	1200	4427	5749	22653	
355 INDONESIA	1000	788	54700	49171	
376 SWITZRLND	88	1135	384	5093	
400 U STATES	2889	26924	20214	180179	
	8574	59821	113479	484235	
HOODS AND SHAPES N O P	D02				3564
100 U KINGDOM			147	1049	
327 FRANCE			22	1066	
344 ITALY	4	145	182	2304	
376 SWITZRLND	18	235	18	235	
400 U STATES	1087	6498	5490	37821	
	1109	6878	5859	42475	
MATERIALS FOR HAT BRAIDS					3565
SURGICAL DRESSINGS					3566
100 U KINGDOM		11223		148531	
400 U STATES		57930		507867	
		69153		656398	
ELASTIC WEBBING FOR MFRS					3567
100 U KINGDOM		1464		14354	
400 U STATES		13080		111960	
		14544		126314	
ELASTIC WEBBING N O P					3568
100 U KINGDOM		2328		17952	
400 U STATES		5679		55780	
		8007		73732	
WINDOW SHADES ON ROLLERS N O P					3569
400 U STATES		142		5765	
		142		5765	
CORDED RIBBONS FOR MENS HATS					3570
400 U STATES		28730		198912	
		28730		198912	
NONELASTIC FABRICS FOR GARTERS					3571
100 U KINGDOM		20		176	
400 U STATES				551	
		20		727	
FABRICS FOR CARO CLOTHING					3572
100 U KINGDOM		110		8733	
400 U STATES				6756	
		110		15489	
FIBRE OR TEXTILE PRODUCTS N O P					3573
100 U KINGDOM				167	
344 ITALY		46		217	
347 JAPAN				146	
400 U STATES		1017		4565	
		1063		5095	
BRAIDED CORD 1 IN CIRC OR LESS					3574
100 U KINGDOM		532		5439	
400 U STATES		3132		18055	
		3664		23494	

IMPORTS INTO CANADA FOR CONSUMPTION

Articles and Countries from which Imported	MONTH OF NOVEMBER 1950		ELEVEN MONTHS ENDED NOVEMBER 1950		Class Number
	Quantities	Values (\$)	Quantities	Value (\$)	
<b>GROUP 4</b>					
<b>WOOD WOOD PRODUCTS AND PAPER</b>					
CANE REED OR RATTAN					4002
215 INDIA		664		2409	
231 HONG KONG		658		8581	
335 GERMANY		493		1584	
354 NETHRLMOS				1274	
364 PHIL		2795		3955	
400 U STATES		423		25495	
		5033		43298	
OSIERS WILLOWS AND BAMBOOS					4003
231 HONG KONG				112	
304 ARGENTINA		4777		7751	
309 BRAZIL				5287	
347 JAPAN				644	
400 U STATES		25		15311	
		4802		29105	
CORKWOOD UNMANUFACTURED					4011
366 PORTUGAL		38673		61165	
400 U STATES		4415		40956	
		43088		102121	
FENCE POSTS					4021
400 U STATES	NO		1516	609	
			1516	609	
HICKORY BILLETS					4022
400 U STATES		9467		114779	
		9467		114779	
POLES TELEGRAPH AND PILING					4024
234 AUSTRALIA	NO		16	1667	
400 U STATES	2006	13395	39511	284436	
	2006	13395	39527	286103	
RAILWAY TIES					4025
400 U STATES	NO				
	2078	24488	94433	252226	
	2078	24488	94433	252226	
LOGS ROUND UNMANUFACTURED NOP					4026
381 ALASKA	M FT		3651	63234	
400 U STATES		2184	54705	2425251	
		2184	58356	2488485	
HANDLE SHINGLE BOLTS FELDES					4032
400 U STATES		16402		138465	
		16402		138465	
HUB LAST WAGON OAR GUN BLOCKS					4033
317 CZECHO 8				1638	
372 SPAIN				166	
400 U STATES		41272		455293	
		41272		457097	
WOOD TEN PIN BLOCKS ROUGH					4034
400 U STATES		4690		18372	
		4690		18372	
TEAK AMARANTH TROPICAL WOODS					4041
100 U KINGDDM				469	
210 G COAST		3082		7367	
219 BE) OTHER				1121	
221 B GUIANA				5572	
225 TRINIDAD		71		71	
234 AUSTRALIA				27611	
309 BRAZIL				3148	
316 CUBA				186	
320 DOM REP				146	
321 ECUADOR		4068		9748	
327 FRANCE				10768	
337 GUATEMALA		1812		8223	
364 PHIL				4896	
371 SIAM				9762	
387 VENEZUELA				59	
400 U STATES		35398		204614	
		44431		293761	
ASH WHITE					4042
400 U STATES	M FT		834	105705	
	44	7431	834	105705	
	44	7431	834	105705	
CEDAR					4043
400 U STATES	M FT		1603	235017	
	190	18141	1603	235017	
	190	18141	1603	235017	
CHESTNUT					4044
400 U STATES	M FT		63	6190	
			63	6190	
FIR					4045
381 ALASKA	M FT		118	4365	
400 U STATES		52	1481	118	
	205	27555	3395	368119	
	257	29036	3513	372484	
GUMWOOD					4046
234 AUSTRALIA	M FT		2	222	
400 U STATES		38	254	38153	
	38	5408	256	38375	
HEMLOCK					4047
400 U STATES	M FT		1441	74756	
	19	1105	1441	74756	
	19	1105	1441	74756	
HICKORY					4048
400 U STATES	M FT		217	37151	
	32	5183	217	37151	
	32	5183	217	37151	
MAHOGANY					4049
100 U KINGDOM	M FT		14	2300	
210 G COAST		100	579	104938	
222 B HOND		151	741	140394	

## IMPORTS INTO CANADA FOR CONSUMPTION

Articles and Countries from which Imported	MONTH OF NOVEMBER 1950		ELEVEN MONTHS ENDED NOVEMBER 1950		Class Number	
	Quantities	Values (\$)	Quantities	Values (\$)		
234 AUSTRALIA			15	1778		
309 BRAZIL			60	16074		
327 FRANCE	26	6062	58	14835		
328 FR AFRICA			6	2000		
337 GUATEMALA			26	5524		
339 HONDURAS	13	2422	229	52356		
364 PHIL	183	22254	1231	100858		
400 U STATES	103	26024	1349	375028		
OAK	M FT	576	104367	4308	816085	4050
347 JAPAN		37	7007	174	29298	
400 U STATES		2630	373582	23976	3432143	
PINE SOUTHERN YELLOW OR PITCH	M FT	2667	380589	24150	3461441	4051
309 BRAZIL		128	15179	128	15179	
400 U STATES		371	57226	5145	709057	
PINE WHITE OR OTHER N O P	M FT	499	72405	5273	724236	4052
400 U STATES		940	71387	9957	812498	
POPLAR	M FT	940	71387	9957	812498	4053
400 U STATES		167	25627	966	153377	
REOWOOD	M FT	167	25627	966	153377	4054
400 U STATES		53	11755	407	79705	
WALNUT	M FT	53	11755	407	79705	4055
400 U STATES		162	31766	1537	336629	
LUMBER AND TIMBER HARDWOOD N O P	M FT	162	31766	1537	336629	4056
347 JAPAN		327	35451	14	1847	
400 U STATES		327	35451	2724	351244	
LUMBER AND TIMBER N O P	M FT	327	35451	2738	353021	4057
381 ALASKA				8	315	
400 U STATES		315	13819	1710	108341	
HARDWOOD FLOORING	M FT	315	13819	1718	108656	4058
400 U STATES		751	135054	6675	1039684	
PINE PONDEROSA AND SUGAR	M FT	751	135054	6675	1039684	4059
400 U STATES		1695	227202	14065	1686959	
LATHS	M	1695	227202	14065	1686959	4071
PICKETS PLAIN	M					4072
PLYWOOD GLUED OR CEMENTED						4073
100 U KINGDOM					111	
211 NIGERIA					2488	
309 BRAZIL		3322			12963	
327 FRANCE		968			968	
347 JAPAN		401			1628	
400 U STATES		13781			65368	
SHINGLES OF WOOD	SQ		18472		83526	4074
400 U STATES				1094	5276	
VENEERS OF ROSEWOOD ETC				1094	5276	4075
318 DENMARK					3554	
327 FRANCE					7453	
400 U STATES		25152			237501	
VENEERS OF WOOD N O P			25152		248508	4076
100 U KINGDOM			174		358	
318 DENMARK					2762	
347 JAPAN			496		1321	
400 U STATES			79917		863297	
VENEERS OF WOOD TAPE JOINTED			80587		867738	4077
400 U STATES			360		2202	
VENEERS AUSTRALIAN BLACKWOOD			360		2202	4078
234 AUSTRALIA					16733	
400 U STATES			1445		19053	
PLYWOOD FACED WITH METAL			1445		35786	4079
400 U STATES			909		14043	
BARK CRUDE FOR TANNERS USE	CWT		909		14043	4081
207 UN 80 AFR				11189	40297	
FIREWOOD	CORD			11189	40297	4082
400 U STATES		78	258	595	3421	
PULPWOOD	CORD	78	258	595	3421	4083
400 U STATES		277	7110	25085	491344	
SAWDUST OF WOOD OF ALL KINDS		277	7110	25085	491344	4084
400 U STATES			3502		39443	
BARRELS EMPTY BLACK	NO		3502		39443	4090
BARRELS EMPTY TIGHT	NO					4091
100 U KINGDOM				14	61	
400 U STATES		16915	44799	150455	425645	
		16915	44799	150469	425706	



IMPORTS INTO CANADA FOR CONSUMPTION

Articles and Countries from which Imported	MONTH OF NOVEMBER 1950		ELEVEN MONTHS ENDED NOVEMBER 1950		Class Number
	Quantities	Values (\$)	Quantities	Values (\$)	
STAVES HEADINGS POPLAR ROUGH 327 FRANCE				510	4093
STAVES OAK SAWN SPLIT OR CUT 400 U STATES	M 194	57506	2398	806672	4094
STAVES ROUGH SAWN N O P	M				4095
STAVES 5 EIGHTHS INCH OR OVER STAVES N O P	M				4096
400 U STATES	98	12165	928	76774	4097
WOODEN PAILS AND TUBS 400 U STATES	98	12165	928	76774	4098
HOOPS HEADS AND LINERS OF WOOD 400 U STATES				5654	4099
				5654	
CORK SLABS BOARDS TILES N O P					4101
100 U KINGDOM				702	
354 NETHRLNDS				2280	
366 PORTUGAL				26789	
372 SPAIN		11386		11386	
376 SWITZRLND				8252	
400 U STATES		2301		3825	
		13687		53234	
CORKS THREE FOURTHS IN OR LESS	LB				4102
366 PORTUGAL	605	895	6303	8671	
372 SPAIN	102	124	6868	7857	
400 U STATES	11	23	657	3238	
	718	1042	13828	19766	
CORKS OVER THREE FOURTHS INCH	LB				4103
100 U KINGDOM			257	200	
327 FRANCE	657	339	760	431	
366 PORTUGAL	7621	7084	62930	60628	
372 SPAIN	5385	6101	36592	40689	
400 U STATES	4189	5650	37431	44022	
	17852	19174	137970	145970	
CORK SLABS BOARDS FOR MFRS					4104
100 U KINGDOM				284	
353 MOROCCO		504		1512	
354 NETHRLNDS				6055	
366 PORTUGAL		33635		415015	
372 SPAIN		145455		585533	
400 U STATES		116389		1365345	
		295983		2373744	
MANUFACTURES OF CORKWOOD N O P					4105
100 U KINGDOM		6116		45656	
344 ITALY				1976	
366 PORTUGAL		12		34052	
372 SPAIN		1953		14214	
400 U STATES		22701		226737	
		30782		322635	
BICYCLE RIM STRIPS OF MAPLE					4111
BILLETS OF WOOD FOR BATS 400 U STATES		6612		51120	4112
		6612		51120	
GUN STOCKS OF WALNUT ROUGH 400 U STATES		1851		59554	4113
		1851		59554	
WOOD HANDLES FOR AGRIC IMPL 400 U STATES		38657		277862	4114
		38657		277862	
HANDLES OF WOOD N O P					4118
100 U KINGDOM				2593	
352 MEXICO		1034		1034	
400 U STATES		15058		225767	
		16092		229394	
SHAFTS OR HEADS FOR GOLF CLUBS 400 U STATES		2703		33817	4119
		2703		33817	
LASTS OF WOOD 400 U STATES		2998		45137	4120
		2998		45137	
MEXICAN SADDLE TREES STIRRUPS 400 U STATES		2514		17938	4121
		2514		17938	
SPOKES HICKORY OAK ROUGH 400 U STATES				3285	4122
				3285	
WALKING STICKS AND CANES					4125
100 U KINGDOM		553		7961	
327 FRANCE				1221	
347 JAPAN				3008	
400 U STATES				3336	
		553		15526	
SULPHITE PULP BL DISSOLVING 400 U STATES	CWT 2608	26801	25471	245973	4130
	2608	26801	25471	245973	
SODA PULP 400 U STATES	CWT				4131
			542	3772	
			542	3772	

## IMPORTS INTO CANADA FOR CONSUMPTION

Articles and Countries from which Imported	MONTH OF NOVEMBER 1950		ELEVEN MONTHS ENDED NOVEMBER 1950		Class Number
	Quantities	Values (\$)	Quantities	Values (\$)	
BULPHITE PULP UNBLEACHED 400 U STATES	CWT 41286	212113	476439	2122237	4132
BULPHITE PULP BLEACHED N O P 400 U STATES	CWT 8291	50950	110627	677963	4133
BULPHATE OR KRAFT PULP 400 U STATES	CWT 5574	34460	38788	239265	4134
WOOD PULP MECHANICAL 359 NORWAY 400 U STATES	CWT 22044	76626	22044	76626	4135
PULP OF STRAW OR VEG FIBRE N O P 100 U KINGDOM 400 U STATES	CWT 179	4396	582	13887	4136
BOBBINS SHUTTLES AND SPOOLS 100 U KINGDOM 400 U STATES		7622	127596	1245468	4141
CASKETS COFFINS AND METAL PTB 400 U STATES		7801	128178	1259355	4142
CHARCOAL MADE FROM WOOD 400 U STATES	TON 52	3919	484	30323	4143
CHURNS N O P WASHBOARDS 100 U KINGDOM 335 GERMANY 375 SWEDEM 400 U STATES		520		11146	4144
CLOTHES PINS AND PARTS 317 CZECHO S 318 DENMARK 375 SWEDEM 400 U STATES	GROSS 420	137	5430	1644	4145
CRUTCHES OR STAFFS 400 U STATES	9750	3157	22600	7045	4146
CURTAIN STRETCHERS 400 U STATES	330	783	37072	13580	4147
DOORS WOOD 6 FT X 2 FT OR OVER 100 U KINGDOM 400 U STATES	10500	4077	69781	27508	4148
EXCELSIOR OR WOOD WOOL		230		14711	4149
FIBRE AND MANUFACTURES N O P 100 U KINGDOM 335 GERMANY 344 ITALY 375 SWEDEM 400 U STATES		230		14711	4150
FURNITURE MAINLY OF WOOD 100 U KINGDOM 207 UN SO AFR 215 INDIA 223 BARBADOS 224 JAMAICA 227 BAHAMAS 231 HONG KONG 234 AUSTRALIA 306 BELGIUM 313 CHINA 317 CZECHO S 318 DENMARK 327 FRANCE 335 GERMANY 344 ITALY 347 JAPAN 354 NETHRLNOS 359 NORWAY 365 POLAND 375 SWEDEM 376 SWITZRLNO 381 ALABKA 388 YUGO SLAV 400 U STATES	NO 1	53	1	53	4151
MATCHES OF WOOD 344 ITALY 375 SWEDEN 400 U STATES	16	2652	764	19035	4152
MOULDINGS OF WOOD 317 CZECHO S 400 U STATES	17	2705	765	19088	4153
SKIS RACQUETS AND FRAMES BATS 100 U KINGDOM 215 INDIA		916		8486	4154

IMPORTS INTO CANADA FOR CONSUMPTION

Articles and Countries from which Imported	MONTH OF NOVEMBER 1950		ELEVEN MONTHS ENDED NOVEMBER 1950		Class Number
	Quantities	Values (\$)	Quantities	Values (\$)	
216 PAKISTAN				110 69	
234 AUSTRALIA		88		174 43	
305 AUSTRIA		252		252	
306 BELGIUM				33 03	
326 FINLAND				1 68	
327 FRANCE				22 20	
335 GERMANY		1003		38 74	
347 JAPAN				18 15	
354 NETHRLNDS				10	
357 NETH AMT		30		30	
359 NORWAY		6811		227 76	
375 SWEDEN		2528		103 84	
376 SWITZRLMO		520		79 41	
400 U STATES		4085		220 00	
		17 623		1470 80	
WINDOW SASH OF WOOD					
400 U STATES		3820		350 63	4155
		3820		350 63	
WOOD BOXES CRATES AND SHOOKS					
100 U KINGDOM				804	4156
344 ITALY				158	
347 JAPAN				72	
400 U STATES		12826		1638 96	
		12826		1642 30	
MANUFACTURES OF WOOD					
100 N D P					4157
100 U KINGDOM		8528		668 54	
215 INDIA				837	
216 PAKISTAN				740	
231 HONG KONG		887		12205	
234 AUSTRALIA				159	
306 BELGIUM		1556		17111	
313 CHINA		331		1077	
317 CZECHO S				5493	
327 FRANCE		1404		23528	
335 GERMANY		2301		27078	
338 HAITI		295		330	
344 ITALY		1363		20177	
347 JAPAN		1060		18939	
352 MEXICO				11	
354 NETHRLNDS		2054		3949	
359 NORWAY				4048	
365 POLAND				60	
372 SPAIN				16	
375 SWEDEN		1337		4650	
376 SWITZRLMO		37		508	
400 U STATES		204271		1645103	
		225424		1852873	
BOWLS TRAYS AND DISHES OF WOOD					
100 U KINGDOM				44	4158
231 HONG KONG				152	
306 BELGIUM				1038	
327 FRANCE		341		2369	
335 GERMANY		1317		4302	
338 HAITI				1129	
344 ITALY		68		996	
347 JAPAN		369		693	
375 SWEDEN				733	
400 U STATES		2864		11219	
		4959		22675	
CARD STOCK BRISTOL BOARD					
100 U KINGDOM	LB		15828	2000	4161
354 NETHRLNDS			6744	1117	
400 U STATES		154149	1028823	206096	
		154149	1051465	209213	
CHIPBOARD NEWS BOARD					
400 U STATES	LB	69054	244594	25645	4162
		69054	244594	25645	
LEATHER BOARD LEATHEROID MFRS					
100 U KINGDOM	LB		102573	16632	4163
400 U STATES		9161	102523	108121	
		9161	205096	124753	
MILLBOARD AND SIGNERS BOARD					
400 U STATES	LB	557287	6762365	508154	4164
		557287	6762365	508154	
PULPBOARD FOR MFR OF WALLBOARD					
400 U STATES	LB	1725140	18054195	840628	4165
		1725140	18054195	840628	
PULPBOARD TO WRAP ROLLS PAPER					
400 U STATES	LB	34131	80464	4012	4166
		34131	80464	4012	
STRAWBOARD					
400 U STATES	LB	920	5693	544	4167
		920	5693	544	
TEST BOARD FOR CONTAINERS					
400 U STATES	LB		3162	538	4168
			3162	538	
WALLBOARD BUILDING BOARD					
100 U KINGDOM	LB	879281	3600205	62479	4169
400 U STATES		2187581	19817111	870903	
		3066862	23417316	933382	
PULPBOARD OTHER FIBREBOARD NOP					
100 U KINGDOM	LB	5059	53875	12998	4170
400 U STATES		361747	3171776	500655	
		366806	3225651	513653	
ELECTRIC INSULATING PRESSBOARD					
100 U KINGDOM	LB	23383	75827	16995	4171

## IMPORTS INTO CANADA FOR CONSUMPTION

Articles and Countries from which Imported	MONTH OF NOVEMBER 1950		ELEVEN MONTHS ENDED NOVEMBER 1950		Class Number
	Quantities	Values (\$)	Quantities	Values (\$)	
344 ITALY			2200	829	
400 U STATES	49920	11714	1060629	251748	
FELTBOARD ROOF FELT NOT COATED	73303	16751	1138656	269572	4172
400 U STATES	530657	22814	7849101	242885	
PRESSBOARD N O P	530657	22814	7849101	242885	4173
100 U KINGDOM			11183	1922	
400 U STATES	46093	15272	956992	230626	
SHOEBOARDS	46093	15272	968175	232548	4174
344 ITALY			8800	1525	
400 U STATES	82478	35216	650636	203561	
PAPERBOARD FOR SHOEBOARDS	82478	35216	659436	205086	4175
400 U STATES	48776	8230	609225	99950	
ENAMELLED PAPER	48776	8230	609225	99950	4178
400 U STATES	57	131	6599	1400	
CARBON PAPER	57	131	6599	1400	4179
100 U KINGDOM					
400 U STATES	1783	3592	47663	47888	
ROTOGRAVURE PRINTING PAPER	18116	17302	171833	165304	4180
400 U STATES	19899	20894	219496	213192	
BOOK PAPER FOR PERIODICALS			5424	1130	4181
400 U STATES			5424	1130	
BOOK PRINTING LITHO PAPER N O P	109407	8304	1962430	149736	4182
100 U KINGDOM	109407	8304	1962430	149736	
400 U STATES	20360	2041	100470	12821	
BOOK PRINTING PAPER COATED N O P	117980	22664	1398870	228858	4183
100 U KINGDOM	138340	24705	1499340	241679	
400 U STATES	562	778	26771	5146	
COATED PAPERS FOR PERIODICALS	14513	3582	907766	186638	4184
400 U STATES	15075	4360	934537	191784	
COVER PAPERS NOT PASTED COATED					4185
100 U KINGDOM					
376 SWITZRLND	26251	3157	53209	8998	
400 U STATES	22062	6472	1168	435	
COVER PAPERS PASTED COATED	48313	9629	141406	37544	4186
100 U KINGDOM					
327 FRANCE	1212	346	11095	4283	
400 U STATES	36622	10760	1842	1014	
SURFACE COATED PAPER N O P	37834	11106	371703	91514	4187
100 U KINGDOM					
306 BELGIUM	4552	1726	384640	96811	
327 FRANCE					
400 U STATES	189130	57957	33831	14161	
NEWSPRINT PAPER	193682	59683	560	231	4188
400 U STATES			825	578	
WAXED PAPER IN PACKAGE FORM			1158771	470173	4189
400 U STATES			1193987	485143	
WAXED PAPER FOR WRAPPING N O P					4190
100 U KINGDOM					
400 U STATES	8938	1852	10004	2126	
GREASEPROOF AND GLASSINE PAPER	8938	1852	10004	2126	4191
100 U KINGDOM					
400 U STATES	14846	4562	2778	1019	
TISSUE WRAPPING PAPER	14846	4562	253784	94863	4192
100 U KINGDOM					
400 U STATES	96249	20949	256562	95882	
VEGETABLE PARCHMENT PAPER	96249	20949	87258	12296	4193
100 U KINGDOM					
306 BELGIUM			792818	177172	
400 U STATES			880076	189468	
WAXED PAPER N O P					4194
100 U KINGDOM					
306 BELGIUM					
400 U STATES	11352	4251	5497	1644	
WRAPPING PAPER KRAFT	11352	4251	75988	16159	4195
400 U STATES					
WRAPPING PAPER OILED COATED					4196
375 SWEDEN					
400 U STATES	3132	673	9009	2098	
WRAPPING PAPER ALL KINDS N O P	761	457	1136	672	4197
100 U KINGDOM					
327 FRANCE					
375 SWEDEN	88413	25338	743516	206424	
400 U STATES	92306	26468	753661	209194	
DUPLEX BACKING PAPER					4198
400 U STATES					
	2445	430	62811	7498	
	2445	430	62811	7498	
	915	331	1135	461	
	31247	7728	60623	17652	
	32162	8059	61758	18113	
	2046	274	22830	6404	
			400	186	
			4482	965	
	20743	6957	422310	66953	
	22789	7231	450022	74508	
	63300	29237	575504	240675	
	63300	29237	575504	240675	

IMPORTS INTO CANADA FOR CONSUMPTION

Articles and Countries from which Imported	MONTH OF NOVEMBER 1950		ELEVEN MONTHS ENDED NOVEMBER 1950		Class Number
	Quantities	Values (\$)	Quantities	Values (\$)	
IMITATION PARCHMENT WRAPPING	LB				4199
WRAPPER SHEETS AND HEADS	LB				4200
400 U STATES			58931	3262	
			58931	3262	
BOND AND LEDGER PAPERS UNCUT	LB				4201
100 U KINGDOM	109	131	31806	6857	
400 U STATES	108440	23016	532519	129233	
	108549	23147	564325	136090	
ENVELOPES	M				4202
100 U KINGDOM	70	446	841	3385	
327 FRANCE	31	400	57	540	
344 ITALY			38	307	
347 JAPAN			14	577	
400 U STATES	483	3273	4977	26596	
	584	4119	5927	31405	
ONION SKIN AND MANIFOLD PAPER	LB				4203
100 U KINGDOM	324	167	17518	3194	
335 GERMANY			12051	4546	
400 U STATES	17112	14413	185595	156331	
	17436	14580	215164	164071	
BOXED PAPER AND PAPERETERIES	LB				4204
100 U KINGDOM	2768	1166	17253	9960	
305 AUSTRIA			1949	938	
318 DENMARK			2635	1019	
327 FRANCE	1256	1026	7953	5839	
335 GERMANY			5443	1750	
376 SWITZRLND			1130	804	
400 U STATES	15030	8026	89762	48931	
	19054	10218	126125	69241	
HAND MADE PAPER 40 C OR OVER	LB				4205
100 U KINGDOM	340	192	4377	3148	
344 ITALY			450	244	
	340	192	4827	3392	
WASTE PAPER	CWT				4209
400 U STATES	135518	307582	818418	1283910	
	135518	307582	818418	1283910	
ELECTRIC CABLE INSULATG PAPER	LB				4210
100 U KINGDOM	440	98	33713	4207	
400 U STATES	219237	87091	1713104	726230	
	219677	87189	1746817	730437	
PHOTOGRAPHERS PAPERS					4211
100 U KINGDOM		5762		33431	
306 BELGIUM		3776		29839	
347 JAPAN		285		536	
400 U STATES		104924		1011057	
		114747		1074863	
BLOTTING PAPER NOT PRINTED	LB				4212
100 U KINGDOM	8999	2267	15385	3519	
400 U STATES	51408	15960	220015	66741	
	60407	18227	235400	70260	
CIGARETTE PAPER UNGUMMED	LB				4213
100 U KINGDOM			12076	3821	
400 U STATES	85298	44993	812055	449192	
	85298	44993	824131	453013	
CIGARETTE PAPER GUMMED ROLLS	LB				4214
CIGARETTE PAPERS IN PACKETS	M				4215
327 FRANCE	745	11661	4164	54153	
400 U STATES			60	791	
	745	11661	4224	54944	
CREPE PAPER DECORATIVE ROLLS	LB				4216
400 U STATES	387	156	28835	10260	
	387	156	28835	10260	
GUMMED PAPER	LB				4217
100 U KINGDOM	12170	2363	159046	29543	
400 U STATES	101015	42955	795991	365295	
	113185	45318	955037	394838	
HANGINGS OR WALL PAPER	LB				4218
100 U KINGDOM	28563	5531	132883	24479	
327 FRANCE			273	155	
347 JAPAN			10	22	
375 SWEDEN			46	16	
400 U STATES	27830	12748	246685	91241	
	56393	18279	379897	115913	
PAPER FOR SHOT SHELLS GUN WADS	LB				4219
100 U KINGDOM			689	584	
400 U STATES	23557	6782	247044	58341	
	23557	6782	247733	58925	
PAPIERMACHE WARE N O P	LB				4220
100 U KINGDOM			1780	551	
347 JAPAN	36	12	1697	453	
400 U STATES	1209	489	4590	1970	
	1245	501	8067	2974	
PAPER FOR PLAYER PIANO ROLLS	LB				4221
PAPER DECALCOMANIA	LB				4222
100 U KINGDOM	14208	3885	66020	17056	
400 U STATES	23911	10291	108945	45051	
	38119	14176	174965	62107	
PAPER MATRIX FOR PRINTING	LB				4223
400 U STATES	109107	37471	868350	292989	
	109107	37471	868350	292989	
PAPER MATTING FOR WFRS	LB				4224
400 U STATES	22602	9681	286307	126640	
	22602	9681	286307	126640	

## IMPORTS INTO CANADA FOR CONSUMPTION

Articles and Countries from which Imported	MONTH OF NOVEMBER 1950		ELEVEN MONTHS ENDED NOVEMBER 1950		Class Number
	Quantities	Values (\$)	Quantities	Values (\$)	
PAPER PHOTO BARYTA COATED 100 U KINGDOM 400 U STATES	LB 88774	36358	170 1026831	355 423341	4225
SHINGLES OF PAPER OR FELT 400 U STATES	LB 2810	171	3067	184	4226
ROOFING SHEATHING PAPER PREPRD 100 U KINGDOM 400 U STATES	LB 22930 167875	1321 13608	84490 2190487	5172 166044	4227
TISSUE PAPER N O P 100 U KINGDOM 305 AUSTRIA 400 U STATES	LB 40270	4558	6602 10983 490391	3607 982 73886	4228
TOILET PAPER 400 U STATES	LB 30088	4089	507976	78475	4229
TOWELS AND NAPKINS PLAIN 400 U STATES	LB 1685	935	366773	53719	4230
WAXED STENCIL PAPER 100 U KINGDOM 400 U STATES	LB 22693 2653	16965 3603	61785 61785	43391 43391	4231
ALL KINDS OF PAPER N O P 100 U KINGDOM 231 HONG KONG 313 CHINA 327 FRANCE 344 ITALY 354 NETHRLNDS 400 U STATES	LB 8983 540 1354	2464 1541 465	264017 40267 304284	201687 66510 268197	4232
TISSUE PAPER FOR STENCILS 400 U STATES	LB 572301	149055	112548 620 2461 739 2333 35082	26464 143 2521 303 880 6190	4233
FACIAL TISSUES HANDKERCHIEFS 400 U STATES	LB 541653	79515	3277665 3431448	843157 879658	4234
PAPER NAPKINS N O P 100 U KINGDOM 318 DENMARK 375 SWEDEN 400 U STATES	LB 11916 8433	5001 5034	37704 37704	8241 8241	4235
CARBONIZING TISSUE PAPER 100 U KINGDOM 400 U STATES	LB 20182 7617	11221 2381	7279014 7279014	1142698 1142698	4235
CABLE INSULATING PAPER N O P 100 U KINGDOM 400 U STATES	LB 27799	13602	88568 37434 2500 220838	36034 20098 1013 77595	4236
CASH REGISTER PAPER 400 U STATES	LB 6976	837	349340	134740	4236
FILTER PAPER 100 U KINGDOM 400 U STATES	LB 89 40330	28 47420	207451 277153	121371 68796	4237
TABULATING PAPER AND STOCK 400 U STATES	LB 417311	41473	484604	190167	4237
BAGS AND SACKS OF PAPER 100 U KINGDOM 400 U STATES	LB 1080 110363	156 19212	16548 6777	32246 42990	4238
PAPER PROTECTORS FOR PLANTS 400 U STATES	LB 6976	837	414143	75236	4238
CONTAINERS PAPERBOARD N O P 100 U KINGDOM 327 FRANCE 375 SWEDEN 376 SWITZRLND 400 U STATES	LB 485 182	140 94	10172 10172	1488 1488	4239
MILK BOTTLE CAPS OF PAPER 400 U STATES	LB 89 40419	28 47448	6981 420637	2135 443397	4239
PAPER PATTERNS BOOT AND SHOE 400 U STATES	LB 40419	47448	427618	445532	4240
PAPER TUBES AND CONES FOR YARN 100 U KINGDOM 400 U STATES	LB 417311	41473	3602940	384543	4240
PAPER PATTERNS BOOT AND SHOE 400 U STATES	LB 417311	41473	3602940	384543	4241
POCKET SPUTUM CUPS AND REFILLS 400 U STATES	LB 1080 110363	156 19212	14717 1309641	3479 197279	4241
TWINE YARN PAPER FOR FURNITURE 400 U STATES	LB 111443	19368	1324358	200758	4242
WINDOW BLINDS OF PAPER 400 U STATES	LB 12813	12813			4242
CONTAINERS PAPERBOARD N O P 100 U KINGDOM 327 FRANCE 375 SWEDEN 376 SWITZRLND 400 U STATES	LB 485 182	140 94	6425 3433 1149	5080 3326 449	4243
MILK BOTTLE CAPS OF PAPER 400 U STATES	LB 250 271722	120 100257	250 3307921	120 824351	4243
PAPER TUBES AND CONES FOR YARN 100 U KINGDOM 400 U STATES	LB 272639	100611	3319178	833326	4244
PAPER PATTERNS BOOT AND SHOE 400 U STATES	LB 110 20988	44 10913		7465 7465	4244
POCKET SPUTUM CUPS AND REFILLS 400 U STATES	LB 110 20988	44 10913	31589 155543	9367 60374	4245
TWINE YARN PAPER FOR FURNITURE 400 U STATES	LB 21098	10957	187132	69741	4246
WINDOW BLINDS OF PAPER 400 U STATES	LB 2751	2751		34101 34101	4246
PAPER PATTERNS BOOT AND SHOE 400 U STATES	LB 2751	2751		34101 34101	4247
POCKET SPUTUM CUPS AND REFILLS 400 U STATES	LB 10 10	751 751		751 751	4247
TWINE YARN PAPER FOR FURNITURE 400 U STATES	LB 7660	2532	60303	14654	4248
WINDOW BLINDS OF PAPER 400 U STATES	LB 7660	2532	60303	14654	4248
WINDOW BLINDS OF PAPER 400 U STATES	LB 1009	1009		1009 1009	4251

IMPORTS INTO CANADA FOR CONSUMPTION

Articles and Countries from which Imported	MONTH OF NOVEMBER 1950		ELEVEN MONTHS ENDED NOVEMBER 1950		Class Number
	Quantities	Values (\$)	Quantities	Values (\$)	
MANUFACTURES OF PAPER AND PAPER					
100 U KINGDOM		13338		168371	4252
231 HONG KONG		114		4927	
305 AUSTRIA		194		423	
306 BELGIUM		576		2362	
317 CZECHO S		14		523	
318 DENMARK				32	
327 FRANCE		2665		5486	
335 GERMANY				3597	
344 ITALY		630		4043	
347 JAPAN		613		19167	
354 NETHRLNOS				382	
375 SWEDEN		51		829	
376 SWITZRLND				459	
400 U STATES		287860		2691947	
		306055		8902548	
PAPER CORES	LB				4253
400 U STATES	136634	9997	1838544	109337	
	136634	9997	1838544	109337	
PAPER CUPS DISHES TABLEWARE					4254
100 U KINGDOM		79		1487	
400 U STATES		8364		15283	
		8443		16770	
PAPER DOILIES AND LACE PAPER	LB				4255
100 U KINGDOM	6046	3343	81946	45099	
318 DENMARK				357	
400 U STATES	42037	16582	292680	112372	
	48083	19925	374626	157828	
PAPER NOVELTIES FLOWERS GAMES					4256
100 U KINGDOM		3078		11037	
231 HONG KONG		81		586	
317 CZECHO S		2334		2692	
318 DENMARK		2936		9328	
327 FRANCE				26	
335 GERMANY				909	
344 ITALY		1100		1970	
347 JAPAN		4196		41732	
352 MEXICO		1080		1080	
400 U STATES		5757		29779	
		20562		99139	
PAPER PATTERNS N O P					4257
100 U KINGDOM				30	
400 U STATES		35639		290906	
		35639		290936	
SHIPPING CONTAINERS	LB				4258
400 U STATES	374666	35625	5323497	519527	
	374666	35625	5323497	519527	
TRAYS FOR PACKAGING APPLES	LB				4259
400 U STATES			22798	3754	
			22798	3754	
ARTISTS PROOF ETCHINGS					4261
100 U KINGDOM				58	
327 FRANCE				381	
400 U STATES		113		2713	
		113		3152	
ADMIRALTY CHARTS MANUSCRIPTS					4262
100 U KINGDOM		269		2755	
327 FRANCE				376	
400 U STATES		2596		21701	
		2865		24832	
BLUEPRINTS N O P AND HYDRO PLANS					4263
100 U KINGDOM		1740		20374	
327 FRANCE		181		681	
400 U STATES		101424		1706617	
		103345		1727672	
MUSIC FOR MECHANICAL PIANOS					4264
400 U STATES		2078		4282	
		2078		4282	
MUSIC PRINTED					4265
100 U KINGDOM		2305		19205	
306 BELGIUM				132	
327 FRANCE		1234		6780	
376 SWITZRLND				283	
400 U STATES		32448		320586	
		35987		346986	
NEWSPAPERS OR COMIC SECTIONS					4266
400 U STATES		11814		189099	
		11814		189099	
MAGAZINES NEWSPAPERS UNBOUND					4267
100 U KINGDOM		2560		78229	
207 UN SO AFR				777	
234 AUSTRALIA				199	
306 BELGIUM				355	
327 FRANCE		209		8272	
400 U STATES		1327762		13505069	
		1330531		13592901	
PHOTOGRAPHS NEWS ILLUSTRATION					4268
100 U KINGDOM				30	
400 U STATES		3920		58470	
		3920		58500	
PHOTOGRAPHS CHROMS N O P					4269
100 U KINGDOM		6377		106077	
231 HONG KONG		164		1143	
234 AUSTRALIA				234	
306 BELGIUM				174	
313 CHINA				232	
317 CZECHO S				477	

## IMPORTS INTO CANADA FOR CONSUMPTION

Articles and Countries from which Imported	MONTH OF NOVEMBER 1950		ELEVEN MONTHS ENDED NOVEMBER 1950		Class Number
	Quantities	Values (\$)	Quantities	Values (\$)	
327 FRANCE		128		2658	
335 GERMANY				1278	
344 ITALY		184		406	
347 JAPAN				12	
352 MEXICO				578	
354 NETHRLNDS		52		5485	
359 NORWAY				55	
375 SWEDEN				831	
376 SWITZRLND				3790	
400 U STATES		206654		1640677	
		213559		1764107	
TRANSFERS FOR CHINAWARE					
100 U KINGDOM				357	4270
400 U STATES		7686		52563	
		7686		52920	
PHOTOGRAPHS FOR REPRODUCTION					
100 U KINGDOM		126		332	4271
327 FRANCE				310	
400 U STATES		7011		98639	
		7137		99281	
PAPER FOR DUPLICATING MACHINES	LB				4290
400 U STATES		21985	90920	77460	
		21985	90920	77460	
ADVERTISING AND PRINTED MATTER	LB				4291
100 U KINGDOM		32199	310841	314728	
231 HONG KONG			140	114	
234 AUSTRALIA		792	2717	2043	
306 BELGIUM			235	298	
317 CZECHO S			540	431	
318 DENMARK			140	120	
327 FRANCE		1342	26922	15859	
335 GERMANY		478	1577	1047	
344 ITALY			207	117	
354 NETHRLNDS		3070	8433	6104	
359 NORWAY		287	496	347	
366 PORTUGAL			20	47	
375 SWEDEN		58	2931	2130	
376 SWITZRLND		2016	11037	11662	
400 U STATES		425764	4254174	3822022	
		466006	4620410	4177069	
BANK NOTES PRINTED MATTER NOP					4292
100 U KINGDOM				52966	
231 HONG KONG		6445		365	
234 AUSTRALIA				395	
236 NEW ZEAL				76	
306 BELGIUM		1477		1477	
327 FRANCE		132		716	
335 GERMANY		468		1178	
344 ITALY		245		349	
347 JAPAN				141	
354 NETHRLNDS		1026		2105	
359 NORWAY		150		267	
375 SWEDEN		20		138	
376 SWITZRLND		225		1729	
380 USSR		185		456	
381 ALASKA				330	
400 U STATES		125260		1108195	
		135633		1170883	
CARDS FOR PLAYING	PACK				4293
100 U KINGDOM		28483	33865	12422	
231 HONG KONG			50	332	
347 JAPAN			900	273	
400 U STATES		190739	789216	165195	
		219222	824031	178222	
HAND MADE DRAWINGS OR DESIGNS					4294
100 U KINGDOM				405	
327 FRANCE				2377	
400 U STATES		15921		129731	
		15921		132513	
LABELS TAGS TICKETS					4295
100 U KINGDOM		4460		12877	
207 UN SO AFR		36		208	
234 AUSTRALIA		32		130	
327 FRANCE		607		1090	
366 PORTUGAL				55	
376 SWITZRLND		88		88	
386 URUGUAY				300	
400 U STATES		32656		218010	
		37879		232758	
PICTORIAL POST CARDS	LB				4296
100 U KINGDOM		1849	16110	16792	
306 BELGIUM			86	159	
327 FRANCE		1375	2581	3611	
344 ITALY			1377	3443	
352 MEXICO			55	239	
376 SWITZRLND		3	454	1148	
400 U STATES		45569	248131	247442	
		48796	268794	272834	
BIBLES PRAYER BOOKS					4301
100 U KINGDOM		28912		221951	
234 AUSTRALIA		21		131	
304 ARGENTINA				10	
306 BELGIUM		13819		159429	
317 CZECHO S		335		2264	
326 FINLAND				93	
327 FRANCE		13341		155274	



IMPORTS INTO CANADA FOR CONSUMPTION

Articles and Countries from which Imported	MONTH OF NOVEMBER 1950		ELEVEN MONTHS ENDED NOVEMBER 1950		Class Number
	Quantities	Values (\$)	Quantities	Values (\$)	
335 GERMANY		1820		15660	
344 ITALY		7106		90948	
354 NETHRLNDS				2167	
360 ISRAEL				974	
376 SWITZRLND		374		5613	
389 IRELAND				203	
400 U STATES		167234		1423059	
		232962		2077776	
BLANK BOOKS RULED OR PLAIN					4302
100 U KINGDOM		985		4645	
231 HONG KONG				190	
335 GERMANY				898	
344 ITALY				52	
400 U STATES		1746		5572	
		2731		11357	
BOOKS OVER 12 YEARS OLD					4303
100 U KINGDOM		159		2547	
400 U STATES		171		18755	
		330		21302	
TEXT BOOKS FOR SCHOOLS COLLEGE					4305
100 U KINGDOM		35851		348620	
234 AUSTRALIA				833	
236 NEW ZEAL				416	
305 AUSTRIA				10	
306 BELGIUM		368		9998	
318 DENMARK		15		345	
327 FRANCE		5255		102236	
335 GERMANY		246		2059	
341 ICELAND				500	
344 ITALY		109		2719	
352 MEXICO				25	
354 NETHRLNDS				854	
372 SPAIN		22		161	
376 SWITZRLND				9066	
400 U STATES		298053		3024399	
		339919		3502241	
BOOKS NOVELS FICTION					4306
100 U KINGDOM		2614		24535	
327 FRANCE				761	
376 SWITZRLND				1731	
400 U STATES		20707		556552	
		23321		583579	
BOOKS SCIENCE FOR LIBRARIES					4307
100 U KINGDOM		5174		86898	
207 UN 80 AFR				43	
234 AUSTRALIA		1174		2881	
236 NEW ZEAL				1282	
306 BELGIUM		165		1580	
326 FINLAND		13		13	
327 FRANCE		967		20259	
335 GERMANY		230		488	
344 ITALY				1247	
352 MEXICO		138		138	
354 NETHRLNDS		46		506	
375 SWEDEN				279	
376 SWITZRLND		512		3081	
400 U STATES		228676		1989919	
		237095		2108614	
BOOKS GOVERNMENT ASSOCIATION					4308
100 U KINGDOM		6690		31412	
220 BERMUDA				1210	
221 B GUIANA				1778	
228 LEEW WIND				330	
234 AUSTRALIA				105	
327 FRANCE		488		8905	
354 NETHRLNDS		75		222	
400 U STATES		4108		45931	
		11361		89893	
FREIGHT RATES FOR RAILWAYS					4309
100 U KINGDOM				641	
234 AUSTRALIA				973	
400 U STATES		1671		19644	
		1671		21258	
BOOKS PRINTED PERIODICALS NOP					4310
100 U KINGDOM		70510		580075	
231 HONG KONG		23		328	
234 AUSTRALIA		133		911	
306 BELGIUM				334	
327 FRANCE		94		2906	
354 NETHRLNDS				454	
375 SWEDEN				43	
376 SWITZRLND		350		5046	
380 USSR				1826	
381 ALASKA				862	
389 IRELAND				16	
400 U STATES		692272		5246499	
		763382		5839300	
BOOKS FOREIGN LANGUAGE					4311
100 U KINGDOM		53		2079	
231 HONG KONG		287		478	
304 ARGENTINA				39	
306 BELGIUM		9130		27917	
309 BRAZIL				152	
317 CZECHOS				129	
326 FINLAND		193		432	
327 FRANCE		57827		439124	
335 GERMANY		309		1208	

## IMPORTS INTO CANADA FOR CONSUMPTION

Articles and Countries from which Imported	MONTH OF NOVEMBER 1950		ELEVEN MONTHS ENDED NOVEMBER 1950		Class Number
	Quantities	Values (\$)	Quantities	Values (\$)	
340 HUNGARY		714		1283	
344 ITALY		141		2981	
352 MEXICO				138	
354 NETHRLNOS		10		132	
359 NORWAY				31	
360 ISRAEL				44	
375 SWEQEN				3874	
376 SWITZRLND		534		5381	
380 USSR		35		2079	
400 U STATES		22525		276121	
		91758		763622	

IMPORTS INTO CANADA FOR CONSUMPTION

Articles and Countries from which Imported	MONTH OF NOVEMBER 1950		ELEVEN MONTHS ENDED NOVEMBER 1950		Class Number
	Quantities	Values (\$)	Quantities	Values (\$)	
<b>GROUP 5</b>					
<b>IRON AND ITS PRODUCTS</b>					
IRON ORE	TON				5001
100 U KINGDOM			11	643	
309 BRAZIL	10895	108066	84643	729991	
400 U STATES	406053	2127967	2887188	15528357	
	416948	2236033	2971842	16258991	
FERRO TUNGSTEN	CWT				5010
100 U KINGDOM			229	20545	
347 JAPAN			456	35987	
400 U STATES	220	44978	317	62520	
	220	44978	1002	119052	
PIG IRON FOR AGRIC IMPLEMENTS	TON				5011
335 GERMANY			1102	41612	
400 U STATES	466	21921	1841	94867	
	466	21921	2943	136479	
PIG IRON N O P	TON				5012
100 U KINGDOM	2968	107927	5946	219947	
207 UN 80 AFR			112	3515	
327 FRANCE			352	13544	
335 GERMANY	112	10124	11032	359544	
354 NETHRLNOS			50	2011	
375 SWEDEN	112	6547	168	9641	
400 U STATES	55	2933	8262	362607	
	3247	127531	26622	977809	
FERRO MANG UNDER	CWT				5013
1 PC SILICON			282	3086	
100 U KINGDOM			5849	83922	
359 NORWAY	495	11545	13671	66266	
400 U STATES	495	11545	19802	153274	
SILICO MANG OVER	CWT				5014
1 PC SILICON			1630	14128	
400 U STATES			1630	14128	
FERRO SILICON	CWT				5015
359 NORWAY	17918	98106	48952	281915	
400 U STATES	460	12684	5678	61292	
	18378	110790	54630	343207	
ALLOYS N O P FOR MFR OF STEEL	CWT				5018
100 U KINGDOM			677	21417	
347 JAPAN	317	27688	1857	59569	
375 SWEDEN			915	16325	
388 YUGO SLAV			1126	20167	
400 U STATES	1023	59890	2367	386228	
	1340	87578	13942	503776	
BILLETS BESSEMER FOR TUBES	TON				5019
INGOTS COGGED BLOOMS	TON				5020
8 LBSB N O P			12	2487	
100 U KINGDOM			3094	285568	
400 U STATES	263	29839	3106	288055	
INGOTS NOT LESS THAN 3 CTS LB	TON				5021
306 BELGIUM			112	6500	
400 U STATES	8877	689240	13063	1038595	
	8877	689240	13175	1045095	
INGOTS FOR FORGINGS	TON				5022
INGOTS N O P			4107	371092	
400 U STATES	1383	123824	4107	371092	
	1383	123824	4107	371092	
SPONGE IRON	TON				5024
400 U STATES	5	1201	10	2472	
	5	1201	10	2472	
CAST SCRAP	TON				5031
100 U KINGDOM			3	47	
220 BERMUDA			518	19857	
327 FRANCE			8201	215518	
334 ST PIERRE			55	1099	
335 GERMANY			23795	628441	
384 P RICO	392	7288	2916	65301	
400 U STATES	2624	90055	27415	765074	
	3016	97343	62903	1695337	
WROUGHT SCRAP	TON				5032
100 U KINGDOM			1	41	
225 TRINIDAD	2217	60257	2217	60257	
306 BELGIUM	1654	75428	14513	585924	
327 FRANCE	28	784	13860	473748	
328 FR AFRICA			15498	393067	
334 ST PIERRE			103	1282	
357 NETH ANT			5863	107782	
375 SWEDEN	36	3197	36	3197	
384 P RICO	392	7288	450	8495	
400 U STATES	15302	373818	54067	1350959	
	19629	520772	106608	2984752	
TIN PLATE SCRAP	TON				5033
400 U STATES			799	18074	
			799	18074	
AXLES FOR RAILWAY VEHICLES					5041
400 U STATES		10629		81828	
		10629		81828	
AXLES FOR VEHICLES N O P					5042
100 U KINGDOM				40	
400 U STATES		7949		105911	
		7949		105951	
AXLES N O P					5043
100 U KINGDOM		80		257	

## IMPORTS INTO CANADA FOR CONSUMPTION

Articles and Countries from which Imported	MONTH OF NOVEMBER 1950		ELEVEN MONTHS ENDED NOVEMBER 1950		Class Number
	Quantities	Values (\$)	Quantities	Values (\$)	
400 U STATES		4374		80997	
CASTINGS FOR AGRIC IMPLEMENTS		4454		81254	5044
375 SWEDEN		530		530	
400 U STATES		76502		867411	
INGOT MOULDS FOR STEEL		77032		867941	5045
100 U KINGDOM		26883		29740	
400 U STATES		148365		1477734	
MOULDS N O P		175248		1507474	5046
400 U STATES		26300		128840	
CASTINGS MALLEABLE N O P		26300		128840	5047
100 U KINGDOM	CWT				
400 U STATES	1	28	27	522	
	7787	118921	37352	679076	
	7788	118949	37379	679598	
CASTINGS NON MALLEABLE N O P	CWT				5048
100 U KINGDOM	22	477	156	3233	
400 U STATES	2919	34865	34676	313850	
	2941	35342	34832	317083	
CASTINGS OF STEEL N O P	CWT				5049
100 U KINGDOM			17	207	
359 NORWAY			2085	22973	
400 U STATES	1420	31360	13289	282551	
	1420	31360	15391	305731	
FORGINGS N O P					5050
100 U KINGDOM		23690		128121	
400 U STATES		65264		501535	
		89654		629656	
FORGINGS HOLLOW AND 20 TONS					5051
100 U KINGDOM		65875		384115	
400 U STATES		5476		97336	
		71351		481451	
PISTON RING CASTINGS ROUGH					5052
400 U STATES		3642		99186	
		3642		99186	
CASTINGS FOR RAILWAY VEHICLES					5054
400 U STATES		3547		915030	
		3547		915030	
TIRES STEEL ROUGH RAILWAY	CWT				5055
100 U KINGDOM	38069	269358	121930	882559	
400 U STATES	470	2945	9668	64817	
	38539	272303	131598	947376	
FORGINGS FOR SURGICAL INSTR					5056
STEEL WHEELS FOR RAILWAYS					5057
100 U KINGDOM		365423		1221322	
400 U STATES		10728		142247	
		376151		1363569	
FORGED GOLF CLUB HEADS					5058
400 U STATES		11787		72247	
		11787		72247	
SEMI FINISHED PISTON CASTINGS					5059
400 U STATES		10582		83308	
		10582		83308	
BARS BILLETS HOT ROLLED N O P	CWT				5071
100 U KINGDOM	27274	93067	45082	154980	
227 SAHARAS	3875	3088	3875	3088	
306 BELGIUM	13928	51014	107981	326987	
327 FRANCE	1346	3476	2995	7951	
335 GERMANY			1111	3912	
400 U STATES	1590	6193	7102	23799	
	48013	156838	168146	520717	
BARS BILLETS COLD ROLLED N O P	CWT				5072
100 U KINGDOM	18287	101538	57155	315027	
400 U STATES	7646	62688	78190	749645	
	25933	171226	135345	1064672	
BARS BILLETS H R 4CTS AND OVER	CWT				5073
100 U KINGDOM	10772	84549	58689	651303	
306 BELGIUM	2117	8011	5287	22007	
347 JAPAN			551	2601	
375 SWEDEN			1353	13096	
400 U STATES	61523	387067	469203	3047173	
	74412	479627	535083	3736180	
BARS BILLETS HAMMERED N O P	CWT				5074
400 U STATES	61	1682	720	31812	
	61	1682	720	31812	
BARS HOT ROLLED FOR SHAFTING	CWT				5075
BARS SHEETS STRIP FOR SHOVELS	CWT				5076
400 U STATES			2203	10556	
			2203	10556	
BARS RODS FOR AGRIC IMPLEMENTS	CWT				5077
100 U KINGDOM	1115	4987	3543	14048	
400 U STATES	72469	331943	279612	1523132	
	73584	336930	283155	1537180	
RAILWAY RAILS N O P	TON				5078
100 U KINGDOM	1577	110629	18788	1359042	
306 BELGIUM	186	13034	947	57326	
400 U STATES	1241	45540	5932	240938	
	3004	169203	25667	1657306	
STEEL GROOVED TRAMWAY RAILS	TON				5079
400 U STATES	241	20806	859	80747	
	241	20806	859	80747	

IMPORTS INTO CANADA FOR CONSUMPTION

Articles and Countries from which Imported	MONTH OF NOVEMBER 1950		ELEVEN MONTHS ENDED NOVEMBER 1950		Class Number
	Quantities	Values (\$)	Quantities	Values (\$)	
BARS HOT R ROUNDS AND SQUARES 100 U KINGDOM 400 U STATES	CWT 3813 1217 5030	21385 7559 28944	13373 13533 26906	75191 89825 165016	5081
RODS FOR HORSESHOE NAILS	CWT				5101
RODS FOR MANUFACTURE OF CHAIN	CWT				5102
RODS NOT OVER 3/8 IN FOR WIRE 100 U KINGDOM 306 BELGIUM 327 FRANCE 335 GERMANY 400 U STATES	CWT 5600 5017 519 11136	21505 17152 4955 43612	11226 39738 5387 8733 67079	40278 128848 6126 20174 55346 250772	5103
WELDING RODS OF ALL KINDS 100 U KINGDOM 375 SWEDEN 400 U STATES	CWT 13 6921 6934	432 133661 134093	298 82 56804 57184	9309 872 1169000 1179181	5104
BLANKS FOR MILLING CUTTERS 400 U STATES	CWT		147 147	5150 5150	5111
STRIP HOT R 080 INCH OR LESS 100 U KINGDOM 306 BELGIUM 327 FRANCE 400 U STATES	CWT 1564 262 1396 1012 4234	6395 1111 6177 4702 18385	23773 1750 1902 9734 37159	101309 6415 8349 45953 162026	5112
STRIP HOT R OVER 080 INCH 100 U KINGDOM 306 BELGIUM 327 FRANCE 400 U STATES	CWT 6310 4564 40 1660 12574	25794 19586 185 7601 53166	21411 14195 149 26299 62054	85792 55079 653 116855 258379	5113
STRIP COLD R 080 INCH OR LESS 100 U KINGDOM 375 SWEDEN 400 U STATES	CWT 9787 237 9174 19198	59858 8440 99696 167994	22288 4244 129534 156066	144142 145465 1288999 1578606	5114
STRIP COLD R OVER 080 INCH 100 U KINGDOM 400 U STATES	CWT 207 2070 2277	1396 23106 24502	524 20043 20567	3816 21648 215464	5115
STRIP HOT R FOR COLD ROLLING 100 U KINGDOM 400 U STATES	CWT 1111 1681 2792	4062 6774 10836	3089 33364 36453	11512 150004 161516	5116
STRIP FOR MANUFACTURE OF MATS 100 U KINGDOM	CWT		484 484	2417 2417	5117
STRIP COLD ROLLED FOR DOORS 400 U STATES	CWT		1056	8807	5118
HOOP TAG METAL FOR LACES			1056	8807	5119
HOOP STEEL FOR COOPERAGE 100 U KINGDOM 400 U STATES	CWT 2048 1001 3049	10760 6137 16897	8150 10978 19128	43634 73451 117085	5120
PLATES 66 INCHES WIDE OR LESS 100 U KINGDOM 306 BELGIUM 327 FRANCE 335 GERMANY 400 U STATES	CWT 32309 3071 2552 593 17140 55665	125214 12614 12201 2170 74218 226417	203540 64129 15616 593 128778 412656	776696 258365 54595 2170 556730 1648556	5121
PLATES OVER 66 IN LESS 78 IN 100 U KINGDOM 327 FRANCE 335 GERMANY 400 U STATES	CWT 47330 4805 13152 65287	184246 16964 55736 256946	326717 10178 416 491898	1219984 32681 1593 666773 1921031	5122
PLATES FLANGED CURVED N O P 400 U STATES	CWT 1480 1480	18354 18354	23760 23760	312609 312609	5123
PLATES FOR BOILERS DIGESTERS 100 U KINGDOM 400 U STATES	CWT 9780 8426 18206	41154 47610 88764	31176 82085 113261	133821 466317 600138	5124
PLATES STEEL CHEQUER SURFACE 100 U KINGDOM 400 U STATES	CWT 3724 12374 16098	17380 64017 81397	12941 66515 79456	61085 354123 415208	5125
SHEETS OVER 080 INCH THICK N O P 100 U KINGDOM 306 BELGIUM 327 FRANCE 400 U STATES	CWT 6493 42701 3592 42615 102401	28577 188838 13404 228438 459257	25588 111970 4871 544356 686785	110788 462319 18831 2514498 3106436	5126
SHEETS 080 INCH OR LESS N O P 100 U KINGDOM 306 BELGIUM 400 U STATES	CWT 24183 2881 123080 150144	120135 14924 682098 817157	116245 14408 994416 1125069	555436 67591 5450707 6073734	5127

## IMPORTS INTO CANADA FOR CONSUMPTION

Articles and Countries from which Imported	MONTH OF NOVEMBER 1950		ELEVEN MONTHS ENDED NOVEMBER 1950		Class Number	
	Quantities	Values (\$)	Quantities	Values (\$)		
SHEET OR STRIP FOR TIN PLATE 400 U STATES	CWT		1196	8819	5128	
			1196	8819		
SHEETS FOR MFR OF HOLLOW WARE 100 U KINGDOM 400 U STATES	CWT	1847 10442 12289	10912 82763 93675	17566 123425 140991	103875 811778 915653	5129
SHEETS BLUE FOR HEATING APP 100 U KINGDOM 400 U STATES	CWT		631 7676 8307	4304 57668 61972		5130
SHEETS 0758ILICON FOR ELEC APP 100 U KINGDOM 400 U STATES	CWT	3419 44800 48219	36309 486092 522401	35953 445736 481689	316759 5093055 5409814	5131
SHEETS 50 PER POUND OR OVER 100 U KINGDOM 306 BELGIUM 335 GERMANY 375 SWEDEN 400 U STATES	CWT	11174 24324  161 86122 121781	88854 155420  10692 662534 917500	25235 34656  190 713479 779095	200730 211533  32106 11133 519937 5655439	5132
SHEETS RUST PROOF OVER 5 CTS 100 U KINGDOM 306 BELGIUM 327 FRANCE 375 SWEDEN 376 SWITZRLND 400 U STATES	CWT	2056 208 2512  7 15096 19879	55560 1795 13263  1474 469268 541360	13870 208 2512  30 131536 148235	559093 1795 13263  1514 5204209 5784586	5133
SHEETS CORRUGATED AND PEBBLED 100 U KINGDOM 400 U STATES	CWT	3673 2498 6171	23794 17142 40936	6966 79551 86517	43583 512788 556371	5134
SHEETS COATED WITH PAINT TAR 100 U KINGDOM 400 U STATES	CWT			319 163215 163534	1787 1618479 1620266	5135
SHEETS COATED WITH ENAMEL	CWT					5136
SHEETS COATED WITH TIN 100 U KINGDOM 400 U STATES	CWT	2448 2024 4472	22264 14530 36794	8405 23445 31850	91073 190050 281123	5137
SHEETS COATED WITH METAL N O P 335 GERMANY 400 U STATES	CWT			638 10725 11363	8256 210152 218408	5139
SHEETS COATED WITH ZINC N O P 100 U KINGDOM 306 BELGIUM 327 FRANCE 400 U STATES	CWT	27012  26322 53334	193648  213945 407593	176798  298335 475517	1213872  2369667 3585177	5140
SHEETS FOR COATING WITH METALS 400 U STATES	CWT			378 378	2200 2200	5141
SHEETS SHAPED FOR AGRIC IMPL 100 U KINGDOM 400 U STATES	CWT	1216 2824 4040	10502 26499 37001	6610 49758 56368	56698 565599 622297	5142
SHEETS FOR MFR BUCKLE CLASPS 100 U KINGDOM 400 U STATES	CWT	152 1616 1768	1012 14590 15602	2287 12488 14775	15286 119570 134856	5143
SHEETS COLD ROLLED FOR HINGES 400 U STATES	CWT	1950 1950	15539 15539	18806 18806	144314 144314	5144
SHEETS FOR MFR OF SADDLERY 400 U STATES	CWT			47 47	281 281	5145
SHEETS TEMPERED FOR SAWS 100 U KINGDOM 375 SWEDEN 400 U STATES	CWT	279 334 613	15375 17851 33226	79 872 3467	2029 45049 133688 180766	5146
SHEETS NOT TEMPERED FOR SAWS 100 U KINGDOM 400 U STATES	CWT			447 27436 27883	9157 716972 726129	5147
SHEETS COLD ROLLED FOR PIPE 400 U STATES	CWT	16240 16240	85168 85168	196768 196768	1079164 1079164	5148
SKELP 14 INS OR LESS FOR PIPE 100 U KINGDOM 306 BELGIUM 400 U STATES	CWT	98104 216950 205882 520936	301165 883692 758134 1942991	423896 496574 1772782 2693252	1389980 1841724 6812803 10044507	5149
SKELP OVER 14 INS FOR PIPE 400 U STATES	CWT	72338 72338	283874 283874	469576 469576	1794147 1794147	5150
HOT R STRIP FOR MOTOR VEHICLES 100 U KINGDOM 400 U STATES	CWT	793 29342 30135	3653 149340 152993	793 390063 390856	3653 2034471 2038124	5151

IMPORTS INTO CANADA FOR CONSUMPTION

Articles and Countries from which Imported	MONTH OF NOVEMBER 1950		ELEVEN MONTHS ENDED NOVEMBER 1950		Class Number
	Quantities	Values (\$)	Quantities	Values (\$)	
WROUGHT OR PUDDLED IRON BILLET	CWT				5152
HOOP STRIP BESSEMER FOR HINGES	CWT				5153
400 U STATES	2573	8470	20760	65063	
	2573	8470	20760	65063	
PLATES 78 INCHES AND OVER	CWT				5154
100 U KINGDOM	14905	59071	342986	1244858	
400 U STATES	8801	37222	156813	684616	
	23706	96293	499799	1929474	
SHEETS COATED LEAD AND TIN	CWT				5157
100 U KINGDOM			486	3346	
400 U STATES	20331	138956	130420	965433	
	20331	138956	130906	968779	
ANGLES BEAMB 35 LBS OR OVER	CWT				5161
100 U KINGDOM	8310	33410	138685	516544	
306 BELGIUM	67810	269948	204981	740462	
327 FRANCE			976	2411	
400 U STATES	160179	651953	2107405	8982825	
	236299	955311	2452047	10242242	
ANGLES BEAMS N O P	CWT				5162
100 U KINGDOM	47811	190352	65068	269771	
306 BELGIUM	49547	177941	154715	533010	
327 FRANCE	22	71	259	677	
335 GERMANY			222	3680	
400 U STATES	51998	265819	342226	1900494	
	149378	634183	562490	2707632	
ANGLES DRILLED	CWT				5163
100 U KINGDOM	5456	33729	33089	210954	
400 U STATES	217	5852	8488	76822	
	5673	39581	41577	287776	
BEAMS UNDER 5 1 HALF LB PER YD	CWT				5164
400 U STATES	2658	12190	40518	188641	
	2658	12190	40518	188641	
WABTS ANGLES PLATES FOR SHIPS	CWT				5165
100 U KINGDOM	2109	8764	79357	314215	
306 BELGIUM			1187	3652	
400 U STATES	12411	51269	155015	670161	
	14520	60033	235559	988028	
SASH OR CASEMENT SECTIONS	CWT				5166
100 U KINGDOM			2267	11088	
306 BELGIUM			1630	8973	
400 U STATES	4368	31562	37613	235228	
	4368	31562	41510	255289	
BHAPEB 35 LBS PER YARD OR OVER	CWT				5167
100 U KINGDOM	2492	10717	5926	23624	
306 BELGIUM	2940	9675	12488	39091	
327 FRANCE			243	621	
400 U STATES	4172	19124	51653	236825	
	9604	39516	70310	300161	
BILL SECTIONS FOR RAILWAY CARS	CWT				5168
PIPE CAST 5 CTS PER LB OR LESS	CWT				5181
100 U KINGDOM	10066	38594	237899	795429	
400 U STATES	44	147	16602	73333	
	10110	38741	254501	868762	
PIPE CAST N O P	CWT				5182
100 U KINGDOM			2108	14908	
400 U STATES	83	1833	4986	74086	
	83	1833	7094	88994	
PIPE TUBES FOR BOILERS					5183
100 U KINGDOM		73869		219100	
400 U STATES		153050		1371848	
		226919		1590948	
PIPE BEDSTEAD BRASS TRIMMINGS					5184
PIPE WROUGHT 2 ONE HALF INCHES					5185
100 U KINGDOM		556		15458	
375 SWEDEN				1749	
400 U STATES		31387		71680	
		31943		88887	
PIPE SEAMLESS 5 CTS PER LB NUP					5186
100 U KINGDOM		44993		364833	
375 SWEDEN				45256	
400 U STATES		176727		2257478	
		221720		2667567	
PIPE WROUGHT OVER 10 1 HALF IN					5187
100 U KINGDOM		313525		791253	
400 U STATES		72620		12669310	
		386145		13460563	
PIPE WROUGHT LESS 10 1 HALF IN					5188
100 U KINGDOM		173243		2310559	
306 BELGIUM		39296		51313	
317 CZECHO S				4939	
335 GERMANY		3756		8016	
354 NETHRLNDS				1448	
400 U STATES		257604		2112282	
		473899		4488557	
TUBES WROUGHT COATED HALF INCH					5190
400 U STATES		9756		129913	
		9756		129913	
PIPE WROUGHT N O P					5191
100 U KINGDOM		1255		17498	
400 U STATES		144755		700492	
		146010		717990	

## IMPORTS INTO CANADA FOR CONSUMPTION

Articles and Countries from which Imported	MONTH OF NOVEMBER 1950		ELEVEN MONTHS ENDED NOVEMBER 1950		Class Number
	Quantities	Values (\$)	Quantities	Values (\$)	
PIPE FITTINGS COUPLINGS N O P 100 U KINGDOM 335 GERMANY 400 U STATES		6563 2396 257324 266283		32072 2396 2164918 2199386	5192
PIPE SEAMLESS COLD DR POLISHED 100 U KINGDOM 400 U STATES		433 9325 9758		25907 32275 58182	5193
TUBING STEEL FOR FISHING HODS 400 U STATES				4988 4988	5194
CASING GAS WATER OR OIL WELL 100 U KINGDOM 306 BELGIUM 335 GERMANY 400 U STATES		6527 753279 759806		620879 24931 127877 5229722 6003479	5195
PIPE FITTINGS WELDING TYPE 100 U KINGDOM 400 U STATES		7374 84284 91658		17544 679603 697147	5196
PIPE FOR WELDING TYPE FITTINGS 100 U KINGDOM 400 U STATES		3034 23383 26417		3034 289100 292134	5197
WIRE BARBED FENCING 100 U KINGDOM 400 U STATES	CWT		3015 507	24814 2520	5201
WIRE FLAT QUARTER INCH OR LESS 100 U KINGDOM 335 GERMANY 375 SWEDEN 400 U STATES	CWT	52 52 169 169	3522	27334	5203
WIRE ZINC COATED N O P 100 U KINGDOM 400 U STATES	CWT	1010 1149 2159	8162 21244 29406	1941 14256 16197	5204
WIRE COATED NOP OR COVERED 100 U KINGDOM 347 JAPAN 400 U STATES	CWT	18 307 325	758 7249 8007	372 17 5018	5205
WIRE ROPE FOR RIGGING SHIPS 100 U KINGDOM 400 U STATES	CWT	52 60 112	1316 1705 3021	798 74 872	5206
WIRE ROPE CABLE NOP IRON STEEL 100 U KINGDOM 306 BELGIUM 335 GERMANY 354 NETHRLNDS 381 ALASKA 400 U STATES	CWT	5102 2231 7333	87610 41162 128772	21080 22 776 303 15 32549 54745	5207
WIRE FOR UPHOLSTERY SPRINGS 100 U KINGDOM 400 U STATES	CWT	6382 6382	42129 42129	466 51365 51831	5208
WIRE FOR CORSET STEELS 100 U KINGDOM 400 U STATES	CWT	30 305 335	1024 9452 10476	245 2382 2627	5209
WIRE FOR MFR OF WIRE ROPE 100 U KINGDOM 400 U STATES	CWT	14710 7929 22639	136492 81333 217825	169491 115562 285053	5210
WIRE COMMERCIAL FISHING N O P 400 U STATES				137 137	5211
WIRE FOR MFR CARD CLOTHING 100 U KINGDOM 400 U STATES	CWT	3 3	127 127	155 26 181	5212
WIRE ZINC COATED FOR FENCING 400 U STATES	CWT	785 785	6624 6624	4033 4033	5213
WIRE OF IRON OR STEEL N O P 100 U KINGDOM 335 GERMANY 359 NORWAY 375 SWEDEN 400 U STATES	CWT	1164 138	8626 2508	1906 194 16 64 80306	5214
WIRE FENCING NOT LESS D80 INCH 100 U KINGDOM 400 U STATES				1228991 1260550	5216
WIRE FENCING WOVEN N O P 100 U KINGDOM 400 U STATES				2944 1609 4553	5216
				25588 61984 87572	5216



Articles and Countries from which Imported	MONTH OF NOVEMBER 1950		ELEVEN MONTHS ENDED NOVEMBER 1950		Class Number
	Quantities	Values (\$)	Quantities	Values (\$)	
NETTING FOR FUR FARMS					5217
100 U KINGDOM		3259		13589	
400 U STATES				300	
		3259		13889	
WIRE SCREENS DOORS WINDOWS					5218
100 U KINGDOM				1084	
400 U STATES		717		3818	
		717		4902	
WIRE MESH IN ACETATE FILM					5219
100 U KINGDOM		3158		30292	
400 U STATES		2399		19964	
		5557		50256	
WIRE CLOTH					5220
100 U KINGDOM		57		12264	
335 GERMANY				2016	
400 U STATES		10958		149680	
		11015		163960	
WIRE NETTING					5221
100 U KINGDOM		1257		91765	
400 U STATES		2641		98431	
		3898		190196	
WIRE RUSTPROOF FOR FISHING					5222
100 U KINGDOM				792	
400 U STATES		227		3783	
		227		4575	
CABLE CHAIN FOR SHIPS					5231
100 U KINGDOM	CWT	79	1014	2166	27017
400 U STATES		5	373	5980	59429
		84	1387	8146	86446
COIL CHAIN 9 EIGHTHS AND OVER					5232
100 U KINGDOM	CWT	2	21	1431	19758
366 PORTUGAL				20	700
400 U STATES		1232	20238	4667	81597
		1234	20259	6118	102055
COIL CHAIN UNDER 9 EIGHTHS IN					5233
100 U KINGDOM	CWT	167	2519	1735	29301
400 U STATES		820	13764	5986	118378
		987	16283	7721	147679
SPROCKET CHAIN FOR AGRIC IMPL					5234
100 U KINGDOM			109		9331
400 U STATES		115544			1170505
		115653			1179836
SILENT CHAIN ROLLER CHAIN					5235
100 U KINGDOM		32659		241085	
317 CZECHO S				879	
335 GERMANY				48	
400 U STATES		64559		504864	
		97218		746876	
CHAINS N O P					5236
100 U KINGDOM		1973		25973	
327 FRANCE				155	
375 SWEDEN		1885		12459	
400 U STATES		64641		512268	
		68499		550855	
DIESEL ENGINE PARTS N O P					5240
100 U KINGDOM		34163		286881	
318 DENMARK				334	
335 GERMANY				13648	
354 NETHRLNDS				1964	
359 NORWAY				157	
372 SPAIN				2024	
375 SWEDEN		3232		28637	
376 SWITZRLNO				22035	
400 U STATES		327148		4125118	
		364543		4480798	
BOILERS AND PARTS N O P					5241
100 U KINGDOM		1939		20821	
400 U STATES		72238		700114	
		74177		720935	
AUTOMOBILE ENGINES AND PARTS					5242
100 U KINGDOM	NO	23	50706	1184	393471
317 CZECHO S					2165
344 ITALY					47
381 ALASKA					67
400 U STATES		1666	1214673	16500	12301481
		1689	1265379	17684	12697231
ENGINES DIESEL SEMI DIESEL					5243
100 U KINGDOM	NO	80	44125	482	670492
234 AUSTRALIA				12	3818
327 FRANCE				5	4056
366 PORTUGAL				1	7500
400 U STATES		163	455089	1507	4969050
		243	499214	2007	5654916
ENGINES GAS MARINE AND PARTS					5244
100 U KINGDOM	NO		119	19	53361
354 NETHRLNDS					1103
400 U STATES		63	69021	887	705536
		63	69140	906	760000
ENGINES MOTOR TRUCK AND PARTS					5245
100 U KINGDOM	NO			24	22213
400 U STATES		689	256398	10381	3835541
		689	256398	10405	3857754
ENGINES FISHING BOAT AND PARTS					5246
100 U KINGDOM	NO			1	929

## IMPORTS INTO CANADA FOR CONSUMPTION

Articles and Countries from which Imported	MONTH OF NOVEMBER 1950		ELEVEN MONTHS ENDED NOVEMBER 1950		Class Number
	Quantities	Values (\$)	Quantities	Values (\$)	
400 U STATES	4	3035	137	75095	
PARTS OF AIRCRAFT ENGINES	4	3035	138	76024	
100 U KINGDOM		263057		3155388	5248
234 AUSTRALIA				1823	
400 U STATES		123872		952646	
OUTBOARD MOTORS AND PARTS		386929		4109857	
100 U KINGDOM	NO		66	9592	5250
400 U STATES	89	96357	1292	1111846	
ENGINES UP TO 1 AND 1 HALF HP	89	96357	1358	1121438	
100 U KINGDOM	NO				5251
400 U STATES	90	375	1004	32554	
ENGINES GAS NO P AND PARTS	210	4079	2631	73756	
100 U KINGDOM	300	4454	3635	106310	5252
335 GERMANY	NO				
359 NORWAY	9	26072	415	88521	
400 U STATES			2	66	
ENGINES STEAM NO P AND PARTS		514		921	
100 U KINGDOM	3493	588363	35087	7117200	5253
376 SWITZRLND	3502	614949	35504	7206708	
400 U STATES	NO				
FIRE ENGINES MACHINES AND PTS		61750	5	119593	
100 U KINGDOM				443	
400 U STATES	30	80847	302	1172146	5254
LOCOMOTIVES RAILWAY NO P	30	142597	307	1292182	
100 U KINGDOM	NO				
400 U STATES			1	2699	
LOCOMOTIVE CHASSIS TOPS WHEELS	27	29966	142	207399	5255
100 U KINGDOM	27	29966	143	210098	
400 U STATES	NO				
LOCOMOTIVES SAWMILL MINING			1	3088	
100 U KINGDOM	1	44100	4	88394	5256
400 U STATES	1	44100	5	91482	
LOCOMOTIVES AIRCRAFT UP TO 200 HP				38185	
100 U KINGDOM		108556		1311476	
400 U STATES		108556		1349661	5257
ENGINES AIRCRAFT UP TO 200 HP	NO		20	204856	
100 U KINGDOM	16	174054	141	3248843	5258
400 U STATES	16	174054	161	3453699	
ENGINES AIRCRAFT 201 TO 500 HP	NO				
100 U KINGDOM			72	103223	5259
400 U STATES	8	8443	80	74950	
ENGINES AIRCRAFT 501 TO 1000HP	8	8443	152	178173	
100 U KINGDOM			9	31874	5260
400 U STATES	2	3206	25	45972	
ENGINES AIRCRAFT OVER 1000 HP	2	3206	34	77846	
100 U KINGDOM	NO				5261
400 U STATES	1	1575	91	296585	
CREAM SEPARATOR PARTS	1	1575	91	296585	
100 U KINGDOM					5262
318 DENMARK	2	28232	40	1010733	
375 SWEDEN	34	143151	250	1664152	5290
400 U STATES	36	171383	290	2674885	
CREAM SEPARATORS					
100 U KINGDOM		51		4159	5292
318 DENMARK				1791	
375 SWEDEN		6690		30057	
400 U STATES		34576		262993	
MILK CLARIFIERS AND PARTS		41317		299000	
335 GERMANY	NO				5293
400 U STATES			620	30617	
MILKING MACHINES AND PARTS			5	7819	
100 U KINGDOM			63	20973	
335 GERMANY	575	17772	3582	144299	5294
375 SWEDEN	8	4802	1543	203824	
400 U STATES	583	22574	5813	407532	
PASTEURIZERS DAIRY AND PARTS					
100 U KINGDOM				1558	5295
375 SWEDEN		1641		13967	
400 U STATES		1641		15525	
POWER DAIRY MACHINERY					
100 U KINGDOM				7388	5296
236 NEW ZEAL		30453		1100154	
335 GERMANY		30453		1107542	
376 SWITZRLND	NO				5297
400 U STATES	6	18178	26	86984	
FORKS PRONGED			1	6908	
100 U KINGDOM	1	6372	126	118417	5301
400 U STATES	7	24550	153	212309	
DOZ					
100 U KINGDOM		232		11239	5298
236 NEW ZEAL				499	
335 GERMANY				5885	
376 SWITZRLND				7792	
400 U STATES		127912		994255	
		128144		1019670	
DOZ					
100 U KINGDOM			115	920	5301
400 U STATES	39	974	1230	19847	
	39	974	1345	20767	

IMPORTS INTO CANADA FOR CONSUMPTION

Articles and Countries from which Imported	MONTH OF NOVEMBER 1950		ELEVEN MONTHS ENDED NOVEMBER 1950		Class Number
	Quantities	Values (\$)	Quantities	Values (\$)	
HARVESTERS AND PARTS 400 U STATES	NO 141	117041	5361	3290765	5302
HAY LOADERS AND PARTS 400 U STATES	NO 19	13257	715	284903	5303
HAY TEDDERS AND PARTS 400 U STATES	NO 19	13257	715	284903	5304
MOWING MACHINES AND PARTS 100 U KINGDOM 400 U STATES	NO 34	1010 38354	17 4335	6271 1053009	5305
POTATO DIGGERS PLANTERS PARTS 100 U KINGDOM 400 U STATES	NO 34	39364	4352	1059280	5306
RAKES HORSE OR POWER AND PARTS 400 U STATES	NO 14	3470	1335	403894	5307
RAKES N O P 100 U KINGDOM 347 JAPAN 400 U STATES	NO 86	40285	3032	770125	5308
REAPERS AND PARTS SCYTHES 100 U KINGDOM 305 AUSTRIA 375 SWEDEN 400 U STATES	DOZ 24 275 2409	299 217 9912	51 2908 7086	421 2189 42640	5309
SICKLES OR REAPING HOOKS 100 U KINGDOM 400 U STATES	DOZ 70	10428	10045	45250	5310
CULTIVATORS SCUFFLERS AND PTS 100 U KINGDOM 376 SWITZRLND 400 U STATES	DOZ 70	682	1448	20629	5311
ORILL8 SEED SEEDERS AND PARTS 100 U KINGDOM 400 U STATES	DOZ 72	5697	85	726	5321
HARROWS DISC AND PARTS 100 U KINGDOM 400 U STATES	DOZ 5423	60192	636	3292	5322
HARROWS AND PARTS N O P 100 U KINGDOM 400 U STATES	DOZ 510	12971	13481	681504	5323
HARROWS DISC AND PARTS 100 U KINGDOM 400 U STATES	DOZ 4	56	1265	12679	5324
HARROWS AND PARTS N O P 100 U KINGDOM 400 U STATES	DOZ 4	56	1304	12731	5325
HOES 100 U KINGDOM 400 U STATES	DOZ 4	56	1304	12731	5326
PLOUGHS DISC AND PARTS 100 U KINGDOM 400 U STATES	DOZ 217313	217313	8442	2548629	5327
PLOUGHS AND PARTS N O P 100 U KINGDOM 400 U STATES	DOZ 1107	260291	261398	4681028	5328
ROLLERS FARM OR LAWN AND PARTS 400 U STATES	NO 6	1327	530	21507	5329
FANNING MILL PEAVINERS AND PTS 400 U STATES	NO 120	54373	740	475226	5330
HARVESTER COMBINES AND PARTS 100 U KINGDOM 327 FRANCE 400 U STATES	NO 120	54373	740	475226	5331
THRASHING MACHINE SEPARATORS 400 U STATES	NO 3	1263	452	520315	5332
THRASHING MACHINE PARTS 400 U STATES	NO 3	1263	452	520315	5333
ELECT GENERATORS FARM AND PTS 100 U KINGDOM 400 U STATES	NO 1991	536054	8637	16153204	5334
FODDER FEED CUTTERS AND PARTS 400 U STATES	NO 1991	536054	8637	16166546	5335
FRUIT VEGETABLE GRADING MACH 100 U KINGDOM 354 NETHRLNDS 400 U STATES	NO 73	30324	1192	539375	5336
	73	30324	1192	539375	5342
				86	5343
				88	5344
		21852		265118	
		21852		266075	

Articles and Countries from which Imported	MONTH OF NOVEMBER 1950		ELEVEN MONTHS ENDED NOVEMBER 1950		Class Number
	Quantities	Values (\$)	Quantities	Values (\$)	
GRAIN HAY GRINDERS AND PARTS 100 U KINGDOM 400 U STATES	NO 652	86700	4 2674	938 420011	5345
HAY PRESSES AND PARTS 400 U STATES	NO 83	116218	2049	2447627	5346
MANURE SPREADERS AND PARTS 400 U STATES	NO 85	35285	2049	2447627	5350
POST HOLE DIGGERS AND PARTS 400 U STATES	NO 85	35285	3446	707329	5352
SPADES AND SHOVELS N O P 100 U KINGDOM 400 U STATES	NO 62	5444	4217	72471	5353
SPRAYING AND DUSTING MACHINES 100 U KINGDOM 327 FRANCE 400 U STATES	NO 253	2294	1425	11866	5354
STUMPING MACHINES AND PARTS 400 U STATES	NO 360	2362	1928	27433	5355
TRACTION DITCHING MACH AND PTS 100 U KINGDOM 400 U STATES	NO 613	4656	3353	39299	5356
TRACTION ENGINES GASOLINE 100 U KINGDOM 327 FRANCE 381 ALASKA 400 U STATES	NO 168	158101	6867	7779266	5357
TRACTION ENGINE PARTS 100 U KINGDOM 234 AUSTRALIA 327 FRANCE 335 GERMANY 375 SWEDEN 381 ALASKA 400 U STATES	NO 1	4250	15	65838	5358
WINDMILLS AND PARTS 400 U STATES	NO 2737	4372789	49544	71995013	5361
PRUNING HOOKS SHEARS DEHORNERS 100 U KINGDOM 234 AUSTRALIA 327 FRANCE 375 SWEDEN 400 U STATES	NO 2906	4535140	56428	79842277	5362
AGRIC IMPLEMENTS N O P AND PARTS 100 U KINGDOM 375 SWEDEN 400 U STATES	NO 15579	201873	128	1515	5363
KNIVES AND FORKS TABLE 100 U KINGDOM 306 BELGIUM 318 DENMARK 327 FRANCE 335 GERMANY 344 ITALY 347 JAPAN 375 SWEDEN 400 U STATES	NO 1915	1559	707	6383	5371
POCKET KNIVES 100 U KINGDOM 317 CZECHOS 327 FRANCE 335 GERMANY 344 ITALY 347 JAPAN 352 MEXICO 375 SWEDEN 376 SWITZRLND 400 U STATES	NO 2381642	2399843	22252518	22468122	5372
RAZORS N O P AND PARTS 100 U KINGDOM 327 FRANCE 335 GERMANY 375 SWEDEN 400 U STATES	NO 12098	18098	54295	54295	5373
	NO 8	17208	63	430880	
	NO 8	17208	64	444257	
	NO 1	4250	15	65838	
	NO 2	2160	2	2160	
	NO 2737	4372789	49544	71995013	
	NO 2906	4535140	56428	79842277	
	NO 15579	201873	128	1515	
	NO 1915	1559	707	6383	
	NO 2381642	2399843	22252518	22468122	
	NO 12098	18098	54295	54295	
	NO 141	376	1843	2057	
	NO 376	1843	2057	68599	
	NO 6199	8559	80366	80366	
	NO 81728	81728	2537969	2560595	
	NO 39044	39044	238190	184	
	NO 552	811	2730	4443	
	NO 118	1613	892	20805	
	NO 5348	5348	607	54174	
	NO 47486	47486	323619	323619	
	NO 32837	32837	274758	3370	
	NO 212	19911	2520	156216	
	NO 1402	1402	23228	23228	
	NO 4911	4911	22991	13897	
	NO 278	278	1538	30	
	NO 8663	8663	118293	30	
	NO 68214	68214	616841	616841	
	NO 15201	15201	208810	1585	
	NO 499	499	13166	334	
	NO 1881	1881	38683	38683	
	NO 1800	1800	262578	262578	
	NO 19381	19381	262578	262578	

Articles and Countries from which Imported	MONTH OF NOVEMBER 1950		ELEVEN MONTHS ENDED NOVEMBER 1950		Class Number
	Quantities	Values (\$)	Quantities	Values (\$)	
<b>SAFETY RAZOR BLADES</b>	002				5374
100 U KINGDOM	1129	1119	78808	21947	
335 GERMANY	19289	1852	131856	8263	
400 U STATES	90200	4463	525655	28738	
	110618	7434	736319	58946	
<b>SCISSORS AND SHEARS N O P</b>					5375
100 U KINGDOM		25679		214090	
216 PAKISTAN		248		2690	
306 BELGIUM				1265	
318 DENMARK				74	
327 FRANCE		72		27118	
335 GERMANY		40208		325725	
344 ITALY		3571		21339	
347 JAPAN				4045	
375 SWEDEN				1287	
400 U STATES		26956		384705	
		96734		982338	
<b>OTHER KNIVES N O P</b>					5376
100 U KINGDOM		4661		54716	
231 HONG KONG		172		484	
318 DENMARK				13	
326 FINLAND		982		1766	
327 FRANCE		566		4375	
335 GERMANY		4510		30534	
344 ITALY		12		150	
347 JAPAN		1887		6031	
359 NORWAY				287	
375 SWEDEN		932		12851	
400 U STATES		6612		73290	
		20334		184497	
<b>SPOONS</b>					5377
100 U KINGDOM		1873		30470	
231 HONG KONG		27		241	
318 DENMARK		111		578	
335 GERMANY		472		1348	
344 ITALY				2921	
347 JAPAN		1745		6880	
375 SWEDEN				113	
400 U STATES		1757		22880	
		5985		65431	
<b>KNIVES BUTCHER AND KITCHEN</b>					5378
100 U KINGDOM		21902		185179	
231 HONG KONG				62	
327 FRANCE		219		12189	
335 GERMANY		1024		11562	
375 SWEDEN		318		8430	
400 U STATES		16614		117281	
		40077		334703	
<b>HINGES AND BUTTS</b>	LB				5381
100 U KINGDOM	32838	4628	412216	59758	
327 FRANCE			4453	2515	
335 GERMANY	365	171	19820	4188	
375 SWEDEN	13964	3413	84069	21971	
400 U STATES	68176	51661	660053	546959	
	115343	59873	1180611	635391	
<b>CUT NAILS</b>	CWT				5391
100 U KINGDOM	1292	8686	4352	29591	
400 U STATES	1304	12247	5126	55421	
	2596	20933	9478	85012	
<b>RAILWAY SPIKES</b>	CWT				5392
100 U KINGDOM	20	113	1812	10712	
400 U STATES	307	4795	2053	18691	
	327	4908	3865	29403	
<b>TACKS ALL KINDS N O P</b>	LB				5393
100 U KINGDOM	826	333	3921	1261	
335 GERMANY			1868	715	
400 U STATES	1111	469	22411	11364	
	1937	802	28200	13340	
<b>WIRE NAILS OVER ONE INCH</b>	CWT				5394
100 U KINGDOM	3682	20387	18165	95278	
305 AUSTRIA			2100	10952	
306 BELGIUM			1220	6869	
335 GERMANY			5032	21499	
347 JAPAN	885	4033	5846	24651	
354 NETHRLNDS			345	1673	
365 POLAND			2210	11854	
400 U STATES	3109	29889	30478	309577	
	7676	54309	65396	482353	
<b>NAILS AND BRADS N O P</b>	LB				5395
100 U KINGDOM	8036	2959	100466	23013	
335 GERMANY	234	124	7223	2823	
400 U STATES	16543	7115	186172	70768	
	24813	10198	293861	96604	
<b>SPRING BEARD AND LATCH NEEDLES</b>	M				5401
100 U KINGDOM	4	164	174	4790	
376 SWITZRLND	1	84	4	491	
400 U STATES	138	4735	1920	73463	
	143	4983	2098	78744	
<b>NEEDLES N O P</b>					5402
100 U KINGDOM		16026		241684	
335 GERMANY		2036		29409	
344 ITALY		1559		10612	
347 JAPAN				3436	
376 SWITZRLND				4049	
400 U STATES		60040		513107	
		79661		802297	

## IMPORTS INTO CANADA FOR CONSUMPTION

Articles and Countries from which Imported	MONTH OF NOVEMBER 1950		ELEVEN MONTHS ENDED NOVEMBER 1950		Class Number
	Quantities	Values (\$)	Quantities	Values (\$)	
PINS N O P	LB				5403
100 U KINGDOM	41731	22910	275698	157276	
317 CZECHO S			166	496	
327 FRANCE			38	476	
335 GERMANY	176	79	7280	5506	
347 JAPAN			298	785	
354 NETHRLNDS	882	330	6171	2085	
400 U STATES	8229	11697	57984	74013	
	51018	35016	347635	240637	
PINS FOR MARKING SYSTEMS	LB				5404
400 U STATES	1109	1447	17966	27211	
	1109	1447	17966	27211	
NUTS AND BOLTS WASHERS RIVETS	LB				5411
100 U KINGDOM	2937	2525	128296	22384	
366 PORTUGAL	196	452	800	1514	
381 ALASKA			190	40	
400 U STATES	1029376	344151	6832908	2273417	
	1032509	347128	6662194	2297355	
MACHINE AND OTHER SCREWS N O P					5412
100 U KINGDOM		2477		26594	
400 U STATES		186774		1314652	
		189251		1341246	
WOOD SCREWS OF IRON OR STEEL					5413
100 U KINGDOM		109		6544	
306 BELGIUM		6041		14559	
335 GERMANY		523		1483	
400 U STATES		3601		43910	
		10274		66496	
FISH HOOKS COMMERCIAL					8421
100 U KINGDOM				15679	
327 FRANCE				3657	
359 NORWAY		4934		62859	
400 U STATES		5159		38277	
		10093		120472	
HARDWARE N O P					5422
100 U KINGDOM		8574		93059	
327 FRANCE		472		2176	
335 GERMANY		419		4669	
375 SWEDEN		2153		5048	
400 U STATES		183163		1210651	
		194781		1315603	
LOCKS N O P					5423
100 U KINGDOM		2493		12497	
335 GERMANY		272		2120	
400 U STATES		9917		145789	
		12682		160406	
SKATES ALL KINDS AND PARTS	PAIR				5424
100 U KINGDOM	4597	5817	14678	23095	
400 U STATES	525	2442	7428	33749	
	5122	8259	22106	56844	
CARPET SWEEPERS	NO				5441
100 U KINGDOM	96	200	480	1358	
400 U STATES	36	123	756	3960	
	132	323	1236	5318	
CLEANERS ELECTRIC VACUUM	NO				5442
100 U KINGDOM	3553	72572	54142	1131354	
318 DENMARK			104	3521	
354 NETHRLNDS	651	17274	4661	130125	
375 SWEDEN	152	10953	660	49286	
400 U STATES	633	25694	11176	434554	
	4989	126493	70743	1748840	
CLEANERS HAND VACUUM AND PARTS					5443
100 U KINGDOM		46767		270433	
354 NETHRLNDS		104		1466	
375 SWEDEN		206		3997	
400 U STATES		118121		1109930	
		165198		1385826	
CLOTHES WRINGERS DOMESTIC					5444
100 U KINGDOM		1416		9389	
400 U STATES		68345		531572	
		69761		540961	
SEWING MACHINES	NO				5445
100 U KINGDOM	658	29737	6983	342131	
306 BELGIUM			54	2859	
317 CZECHO S	250	8175	2400	87668	
335 GERMANY	54	4051	94	8263	
344 ITALY	876	53759	3770	212797	
347 JAPAN	439	11069	2091	57140	
372 SPAIN			400	14954	
375 SWEDEN	608	19301	3150	98064	
376 SWITZRLND	276	22886	506	41894	
400 U STATES	1865	207723	17277	1914439	
	5026	356701	36725	2779609	
SEWING MACHINE ATTACHMENTS					5446
100 U KINGDOM		2293		177415	
400 U STATES		51860		534219	
		54153		711634	
SEWING MACHINE PARTS					5447
100 U KINGDOM		26828		691777	
306 BELGIUM		1588		2745	
335 GERMANY				5371	
344 ITALY				5233	
347 JAPAN		2758		4606	
376 SWITZRLND		3045		5844	
400 U STATES		167062		1574480	
		201281		2290056	

IMPORTS INTO CANADA FOR CONSUMPTION

Articles and Countries from which Imported	MONTH OF NOVEMBER 1950		ELEVEN MONTHS ENDED NOVEMBER 1950		Class Number
	Quantities	Values (\$)	Quantities	Values (\$)	
WATER PUMPS DOMESTIC	NO				5449
100 U KINGDOM	230	2464	1035	7872	
400 U STATES	822	41478	7757	354595	
	1052	43942	8792	362467	
WASHING MACHINES ELECTRIC	NO				5450
100 U KINGDOM	63	4146	88	6027	
400 U STATES	211	31215	1351	127789	
	274	35361	1419	133816	
WASHING MACH POWER NOT ELECT	NO				5451
400 U STATES			104	6641	
			104	6641	
WASHING MACH HAND OPERATED	NO				5452
400 U STATES	2	70	5	192	
	2	70	5	192	
WASHING MACHINE PARTS					5453
100 U KINGDOM		7603		45302	
400 U STATES		173406		2132608	
		181009		2177910	
ARTICLES FOR SMELTING IRON					5461
400 U STATES		43928		203536	
		43928		203536	
BLOWERS SMELTING APPARATUS					5462
100 U KINGDOM				80	
400 U STATES		51784		120783	
		51784		120863	
BUDDLES VANNERS SLIME TABLES					5463
400 U STATES		1901		5545	
		1901		5545	
CAR LOADING MACHINES COAL					5464
400 U STATES		597		19719	
		597		19719	
CHOCK RELEASE APPARATUS					5465
COAL HEADING MACHINES					5466
100 U KINGDOM				401	
400 U STATES		535		7124	
		535		7525	
MINERS LAMPS AND ACCESSORIES					5467
100 U KINGDOM		541		1810	
400 U STATES		84042		386239	
		84583		388049	
AMALGAM SAFES ORE SAMPLERS					5468
100 U KINGDOM		343		1852	
400 U STATES		27771		338859	
		28114		340711	
SUNDRY METALLURGICAL APPARATUS					5469
400 U STATES		14391		227618	
		14391		227618	
DIAMOND DRILLS CORE DRILLS					5470
100 U KINGDOM		20703		93184	
207 UN 80 AFR				2245	
400 U STATES		17624		341679	
		38327		437108	
MINE LOADING MACH CONVEYORS					5471
100 U KINGDOM		20496		107539	
335 GERMANY				1838	
400 U STATES		200592		3453187	
		221088		3562564	
MINE HOISTS NOT MADE IN CANADA					5472
MACHINERY ALLUVIAL MINING					5473
100 U KINGDOM				4014	
381 ALABKA				1839	
400 U STATES		1895		81341	
		1895		87194	
MACHINERY ORE HANDLING					5474
400 U STATES				5905	
				5905	
MACHINERY ORE CONCENTRATION					5475
100 U KINGDOM				1651	
400 U STATES		34017		305611	
		34017		307262	
MACHINERY METAL REFINING					5476
400 U STATES		927		25327	
		927		25327	
ORE CRUSHERS GRINDING MILLS					5477
100 U KINGDOM		26082		116914	
375 SWEDEN				88704	
400 U STATES		106849		838657	
		132931		1044275	
COAL CUTTERS AUGERS DRILLS					5478
100 U KINGDOM		275		6453	
327 FRANCE				3685	
375 SWEDEM				34	
400 U STATES		215		11480	
		490		21652	
POWER DRIVEN PUMPS FOR MINES					5479
400 U STATES		23		570	
		23		570	
PUMPS PREC METAL EXTRACTION					5480
400 U STATES		409		5661	
		409		5661	
ROCK DRILLS AND PARTS	NO				5481
100 U KINGDOM		2761	120	78351	
375 SWEDEN		85177	1026	706682	

## IMPORTS INTO CANADA FOR CONSUMPTION

Articles and Countries from which Imported	MONTH OF NOVEMBER 1950		ELEVEN MONTHS ENDED NOVEMBER 1950		Class Number
	Quantities	Values (\$)	Quantities	Values (\$)	
400 U STATES	30	85050	246	696512	
WELL DRILLING MACHINERY	30	172988	1392	1481545	5482
100 U KINGDOM		8479		25867	
207 UN 80 AFR				3630	
400 U STATES		2257517		18757089	
ROPE FOR WELL DRILLING MACH		2265996		18786586	5483
100 U KINGDOM				6175	
400 U STATES				824	
ADDING MACHINES AND PARTS				6999	
100 U KINGDOM	NO				5500
318 DENMARK	1	148	154	8566	
375 SWEDEN	60	1197	283	5396	
376 SWITZRLND	180	15171	1338	107189	
400 U STATES	1	157	78	7831	
	865	190675	2356	955365	
BOOKKEEPING MACHINES AND PARTS	1107	207348	4209	1084347	
100 U KINGDOM	NO				5501
335 GERMANY	21	4708	58	11445	
344 ITALY			9	1132	
375 SWEDEN	25	7464	195	55202	
376 SWITZRLND	20	4161	286	41546	
400 U STATES	10	3117	68	20163	
	585	597813	3392	4962736	
CASH REGISTERS	661	617263	4008	5092224	5502
100 U KINGDOM		1382		1679	
400 U STATES		8499		90295	
CASH REGISTER PARTS		9881		91974	5503
400 U STATES		166815		1326976	
DICTATING MACHINES AND PARTS		166815		1326976	5504
100 U KINGDOM		36660		227277	
400 U STATES		144518		894189	
TYPEWRITERS		181178		1121466	5505
100 U KINGDOM	NO				
335 GERMANY	152	6300	1490	58163	
344 ITALY			2	142	
375 SWEDEN			1	188	
376 SWITZRLND			9	751	
400 U STATES			105	3509	
	419	37767	3094	210766	
TYPEWRITER PARTS	571	44067	4701	273519	5506
100 U KINGDOM		7014		36004	
400 U STATES		192530		2204945	
MACHINERY 412A PAPER WORKING		199544		2240949	5511
100 U KINGDOM		38225		205959	
317 CZECHO S				8009	
327 FRANCE		171		5373	
335 GERMANY		1550		37415	
354 NETHRLNDS				13068	
375 SWEDEN		2623		2900	
376 SWITZRLND				30731	
400 U STATES		577468		4431665	
		620037		4735120	
MACHINERY 412A CELLULOSE					5512
400 U STATES		8423		70669	
NEWSPAPER PRESSES AND PARTS		8423		70669	5513
400 U STATES	NO				
	9	456637	32	2411577	
FLAT BED CYL PRESSES AND PARTS	9	456637	32	2411577	5514
100 U KINGDOM	NO				
335 GERMANY	3	6649	13	41666	
375 SWEDEN			2	9230	
376 SWITZRLND		2167	5	13937	
400 U STATES				13272	
	14	39020	106	342516	
PRINTING PRESSES	17	47836	126	420621	5515
N O P AND PTS	NO				
100 U KINGDOM	327	100081	2920	1450124	
305 AUSTRIA			3	1194	
317 CZECHO S			10	13560	
318 DENMARK	45	4798	168	16915	
327 FRANCE			1	70	
335 GERMANY	25	28210	100	136194	
344 ITALY			6	20942	
375 SWEDEN	1	4054	6	25337	
376 SWITZRLND			1	782	
400 U STATES	1163	293295	4737	3708350	
TYPECASTING MACHINES AND PARTS	1561	430438	7952	5373468	5516
100 U KINGDOM				18149	
400 U STATES		159195		1620310	
TYPEMAKING ACCESSORIES AND PTS		159195		1638459	5517
100 U KINGDOM		330		4270	
400 U STATES		9444		115171	
AIR COMPRESSING MACH AND PARTS		9774		119441	5521
100 U KINGDOM		11435		109336	
306 BELGIUM				5368	



Articles and Countries from which Imported	MONTH OF NOVEMBER 1950		ELEVEN MONTHS ENDED NOVEMBER 1950		Class Number
	Quantities	Values (\$)	Quantities	Values (\$)	
327 FRANCE				75 46	
375 SWEDEN		1 456		99 28	
376 SWITZRLND				3 01	
400 U STATES		211 281		266 77 61	
		224 172		280 02 40	
BAKERY MACHINERY AND PARTS					5522
100 U KINGDOM		1 175 7		202 55 5	
317 CZECHO S				26 24	
354 NETHRLNDS				32 38	
400 U STATES		1 777 70		1 745 8 31	
		1 895 27		1 954 2 48	
BOX END MACHINERY AND PARTS					5523
400 U STATES		1 17		22 3	
		1 17		22 3	
COAL CARBONIZING MACH AND PTS					5524
400 U STATES		1 991		65 1 20	
		1 991		65 1 20	
CLAY PRODUCTS MACH AND PARTS					5526
327 FRANCE				19 28	
400 U STATES		1 178 7		10 74 56	
		1 178 7		10 93 84	
COAL COKE AND GAS MACH AND PTS					5527
100 U KINGDOM		1 450 2		24 1 60	
400 U STATES		6 15 15		29 37 97	
		7 60 17		31 79 57	
WASTE RECOVERY MACH AND PARTS					5528
100 U KINGDOM		2 570		92 12	
400 U STATES		15 337		14 89 28	
		17 90 7		15 81 40	
COAL HANDLING MACHINES AND PTS					5529
100 U KINGDOM				3 36	
400 U STATES		34 375		23 71 65	
		34 375		23 75 01	
CONCRETE MIXING MACH AND PARTS					5530
NO			27	209 79	
100 U KINGDOM	52	9 082 3	434	69 45 58	
400 U STATES	52	9 082 3	461	71 55 37	
CRANES HOISTS NDP AND PARTS					5531
NO			423	38 76 69	
100 U KINGDOM	7	150 406	50	27 03	
327 FRANCE			15	476	
335 GERMANY	15	476	2	108 19	
384 P RICO					
400 U STATES	263	4 181 98	2451	38 195 06	
	285	5 690 80	2941	42 211 73	
DENTAL ENGINES ELECTRIC					5532
NO			115	212 99	
100 U KINGDOM	16	4 226	347	97 49 4	
400 U STATES	16	4 226	462	11 879 3	
DIES FOR STAMPING METAL PLATES					5533
HAND FIRE EXTINGUISHERS					5534
100 U KINGDOM		1 122		149 06	
400 U STATES		72 198		72 84 30	
		73 320		74 33 36	
FERTILIZER MACHINERY AND PARTS					5535
100 U KINGDOM		406		199 68	
359 NORWAY				35 58	
400 U STATES		74 068		38 72 57	
		74 474		41 07 83	
FISH PREPARING MACH AND PARTS					5536
100 U KINGDOM				77 02	
400 U STATES		70 76		222 068	
		70 76		229 770	
REFRIGERATING MACH AND PARTS					5537
100 U KINGDOM		464		10 308 2	
400 U STATES		29 384 7		365 47 93	
		29 431 1		375 78 75	
KEYMAKING MCH FOR CANS AND PTS					5538
LAWN MOWERS					5539
NO			8091 8	5029 03	
100 U KINGDOM	5813	43066	138	794	
335 GERMANY			585 8	258 203	
400 U STATES	35	21 77			
	5848	45243	8691 4	7619 00	
LEATHER MACHINERY AND PARTS					5540
100 U KINGDOM				64 55	
335 GERMANY				18 50	
400 U STATES		189 82		298 840	
		189 82		307 145	
LOGGING MACHINERY AND PARTS					5541
100 U KINGDOM		756		136 50	
375 SWEDEN				13 29	
400 U STATES		79 097 2		440 18 11	
		79 172 8		441 67 90	
METAL DRILLING MACH AND PARTS					5542
100 U KINGDOM		43301		76 74 69	
317 CZECHO S				25	
327 FRANCE				611	
335 GERMANY		243		2345	
376 SWITZRLND				208	
400 U STATES		352 148		268 31 50	
		395 692		345 38 08	
METAL GRINDING MACH AND PARTS					5543
100 U KINGDOM		40947		3756 77	
306 BELGIUM				1005	

## IMPORTS INTO CANADA FOR CONSUMPTION

Articles and Countries from which Imported	MONTH OF NOVEMBER 1950		ELEVEN MONTHS ENDED NOVEMBER 1950		Class Number
	Quantities	Values (\$)	Quantities	Values (\$)	
317 CZECHOSLOVAKIA				15	
327 FRANCE				251	
335 GERMANY		136		7286	
375 SWEDEN		12313		245220	
376 SWITZERLAND				25	
400 U STATES		234711		2666603	
METALWORKING LATHES AND PARTS		288107		3296082	5544
100 U KINGDOM		70856		629774	
327 FRANCE				1093	
335 GERMANY		365		15343	
375 SWEDEN		7070		34161	
376 SWITZERLAND		51		8617	
400 U STATES		264202		3208790	
METAL MILLING MACHINES AND PARTS		342544		3897778	5545
100 U KINGDOM		22580		299301	
327 FRANCE				1003	
376 SWITZERLAND				1632	
400 U STATES		125395		1748354	
METALWORKING PLANERS AND PARTS		147975		2050290	5546
100 U KINGDOM				7682	
400 U STATES		24636		183321	
METALWORKING PRESSES AND PARTS		24636		191003	5547
100 U KINGDOM		6897		118156	
327 FRANCE				529	
335 GERMANY		38999		47726	
375 SWEDEN		999		5092	
400 U STATES		472864		4986947	
METAL ROLLING MILL MCH AND PARTS		519759		5158450	5548
100 U KINGDOM		1359		18543	
400 U STATES		75274		810812	
METAL SHAPERS SLOTTERS AND PARTS		76633		829355	5549
100 U KINGDOM		32352		171281	
327 FRANCE				2477	
400 U STATES		28331		1141167	
METALWORKING MCH N O P AND PARTS		60683		1314925	5550
100 U KINGDOM		33347		254753	
335 GERMANY		652		29467	
375 SWEDEN				8398	
376 SWITZERLAND				8957	
400 U STATES		465214		5093347	
MOTION PICTURE PROJECTORS		499913		5394922	5551
100 U KINGDOM		23166		287335	
327 FRANCE				1481	
347 JAPAN				111	
376 SWITZERLAND		580		9860	
400 U STATES		101524		1011110	
NET MAKING MACHINES AND PARTS		125340		1309897	5552
OIL PRODUCING MACH AND PARTS				586	5554
400 U STATES				586	
OZONE GENERATORS AND PARTS					5555
400 U STATES		6417		19090	
PAPER MILL MACHINES AND PARTS		6417		19090	5556
100 U KINGDOM		34018		119281	
306 BELGIUM				3528	
327 FRANCE		556		556	
335 GERMANY		5801		9453	
400 U STATES		147831		1526773	
PULP MILL MACHINES AND PARTS		188206		1659591	5557
100 U KINGDOM		9492		20671	
400 U STATES		23500		854699	
POWER PUMPS N O P AND PARTS		32992		875370	5558
100 U KINGDOM	N O	29	269	113217	
318 DENMARK			2	638	
327 FRANCE			1	73	
335 GERMANY	4	652	4	652	
359 NORWAY			1	1136	
375 SWEDEN			6	855	
376 SWITZERLAND			4	957	
400 U STATES	2337	438824	18593	4067439	
RIFLE MAKING MACHINERY	2370	463673	18880	4184967	5559
ROAD MAKING MACHINERY AND PARTS					5560
100 U KINGDOM		7521		105116	
306 BELGIUM		2550		43622	
400 U STATES		220270		2703387	
TRENCH AND DITCH MACH AND PARTS		230341		2852125	5561
100 U KINGDOM				14298	
400 U STATES		1094		100095	
		1094		114393	

IMPORTS INTO CANADA FOR CONSUMPTION

Articles and Countries from which Imported	MONTH OF NOVEMBER 1950		ELEVEN MONTHS ENDED NOVEMBER 1950		Class Number	
	Quantities	Values (\$)	Quantities	Values (\$)		
ROLLERS STREET ROAD AND PARTS	NO				5862	
100 U KINGDOM	1	1675	53	206704		
400 U STATES	2	4615	118	267517		
	3	6290	171	474221		
ROLLS BAND CABT CHILLED CAST					5863	
100 U KINGDOM		7183		25040		
400 U STATES		74725		1047386		
		81908		1072426		
SAWMILL MACHINERY AND PARTS					5864	
100 U KINGDOM				651		
306 BELGIUM		2910		20947		
400 U STATES		83049		578346		
		85959		599944		
SCRAPERS RAILWAY OR ROAD					5865	
400 U STATES		25838		272015		
		25838		272015		
SHOE MACHINERY AND PARTS					5866	
100 U KINGDOM		421		8579		
317 CZECHO S				509		
318 DENMARK		189		5385		
327 FRANCE				8012		
335 GERMANY		92		8058		
344 ITALY		212		7231		
375 SWEODEN				448		
376 SWITZRLND				1020		
400 U STATES		34543		509209		
		35457		548451		
SHOVELS POWER AND PARTS	NO				5867	
100 U KINGDOM	2	23901	34	459704		
400 U STATES	38	770430	408	5704067		
	40	794331	442	6163771		
STAVE MAKING MACH AND PARTS					5868	
400 U STATES		301		2947		
		301		2947		
STREET CLEANING MACH AND PARTS					5869	
376 SWITZRLND				2456		
400 U STATES		32649		255486		
		32649		257942		
BEEF SUGAR MACHINERY AND PARTS					5870	
100 U KINGDOM				1348		
400 U STATES		9046		643276		
		9046		644624		
VENEER DRYING MACHINES AND PTS					5871	
400 U STATES		12675		152350		
		12675		152350		
WATER METERS N O P AND PARTS	NO				5872	
100 U KINGDOM	4	44	78	12812		
400 U STATES	5	2398	228	186922		
	9	2442	306	199734		
WATER TURBINES AND PARTS					5873	
100 U KINGDOM		23984		25336		
335 GERMANY				1139		
376 SWITZRLND				8590		
400 U STATES		55596		280390		
		79580		315455		
WIRE STITCHER STAPLERB AND PTS					5874	
100 U KINGDOM		175		22303		
375 SWEODEN		367		3573		
400 U STATES		44914		551799		
		45456		577675		
YARN CORD FABRIC MACH AND PTS					5875	
100 U KINGDOM		138133		2070170		
305 AUBTRIA		543		543		
306 BELGIUM		396		47002		
317 CZECHO S				12105		
327 FRANCE				4596		
335 GERMANY		829		3604		
344 ITALY		34269		37438		
354 NETHRLNOS				1357		
376 SWITZRLND		36518		91673		
400 U STATES		1469319		13860124		
		1680007		16128612		
ALL MACHINERY N O P AND PARTS						5876
100 U KINGDOM		273963		2027108		
204 S RHOD		7991		7991		
234 AUSTRALIA		276		2403		
306 BELGIUM				6193		
317 CZECHO S		558		1401		
318 OENMARK		5305		27639		
326 FINLAND				873		
327 FRANCE		2819		58640		
335 GERMANY		2958		111879		
344 ITALY		3228		9745		
347 JAPAN				492		
352 MEXICO				955		
354 NETHRLNOS				3857		
359 NORWAY		200		1756		
375 SWEODEN		3852		82313		
376 SWITZRLND		2973		112888		
400 U STATES		3091898		33221805		
		3396021		35677938		
CIGARETTE CIGAR MACH AND PARTS					5877	
100 U KINGDOM		3380		413235		
327 FRANCE		1555		4050		
375 SWEODEN				226		

## IMPORTS INTO CANADA FOR CONSUMPTION

Articles and Countries from which Imported	MONTH OF NOVEMBER 1950		ELEVEN MONTHS ENDED NOVEMBER 1950		Class Number
	Quantities	Values (\$)	Quantities	Values (\$)	
400 U STATES		2778		124342	
VENEER OR PLYWOOD MACH AND PTS		7713		541853	5578
100 U KINGDOM		71		16096	
335 GERMANY		12297		12297	
400 U STATES		72869		320756	
		85237		349149	
PURIFIERS FOR FISH OILS					5579
400 U STATES		16158		17678	
FORGED STEEL ROLLS		16158		17678	5580
100 U KINGDOM				13917	
400 U STATES		98561		697423	
		98561		711340	
FIXED METERS GAUGES FOR LIQUID					5581
100 U KINGDOM		502		2996	
400 U STATES		48813		354527	
		49315		357523	
AIR CONDITIDNING APP AND PARTS					5582
100 U KINGDOM		9162		71683	
376 SWITZRLND				3193	
400 U STATES		294505		2029995	
		303667		2104871	
DIES IN THE ROUGH					5583
100 U KINGDOM				2366	
327 FRANCE				2256	
400 U STATES		4074		33531	
		4074		38153	
BOTTLING MACHINES AND PARTS					5584
100 U KINGDOM				3802	
318 DENMARK				4169	
400 U STATES		113873		1888474	
		113873		1896445	
BULLDOZERS EARTHMOVERS AND PTS	NO				5585
100 U KINGDOM	32	61605	93	197982	
234 AUSTRALIA				231	
381 ALASKA				609	
400 U STATES	167	803922	1769	8105879	
	199	865527	1862	8304701	
CONVEYING EQUIPMENT AND PARTS					5586
100 U KINGDOM		2310		45761	
375 SWEDEN				3158	
400 U STATES		243154		2427854	
		245464		2476773	
POWER JACKS AND PARTS	NO				5587
100 U KINGDOM	649	11755	2743	71404	
375 SWEDEN	100	1150	327	3713	
400 U STATES	1893	40156	21937	735105	
	2642	53061	25007	810222	
STONE CRUBHING MACH AND PARTS					5588
100 U KINGDOM				4694	
400 U STATES		68252		998497	
		68252		1003191	
WOODWORKING MACH AND PARTS NOP					5589
100 U KINGDOM		23119		182625	
327 FRANCE				12481	
335 GERMANY		7568		17049	
376 SWITZRLND				13091	
400 U STATES		270153		2200665	
		300840		2425911	
SPRINGS FOR SURGICAL TRUSSES	LB				5591
400 U STATES	4	56	174	628	
	4	56	174	628	
SPRINGS FOR RAILWAY VEHICLES					5592
400 U STATES		508		56410	
		508		56410	
SPRINGS FOR OTHER VEHICLES					5593
100 U KINGDOM		671		2908	
400 U STATES		1258		10610	
		1929		13518	
SPRINGS FOR FURNITURE					5594
100 U KINGDOM				236	
400 U STATES		817		6050	
		817		6286	
SPRINGS FOR CLOCKS					5595
400 U STATES		1013		30560	
		1013		30560	
BATHS BATHTUBS OF STEEL					5600
100 U KINGDOM		10600		55677	
335 GERMANY		10263		20630	
400 U STATES		34542		444596	
		55412		520903	
BASINS CLOSETS SINKS					5601
100 U KINGDOM		7426		62145	
335 GERMANY		10483		15366	
375 SWEDEN				66	
400 U STATES		70010		402107	
		87919		479684	
CONTAINERS TINPLATE FOR FOOD					5602
400 U STATES		88377		1052450	
		88377		1052450	
CONTAINERS TINPLATE N O P					5603
100 U KINGDOM		11223		37839	
231 HONG KONG				132	
309 BRAZIL		1283		3093	

IMPORTS INTO CANADA FOR CONSUMPTION

Articles and Countries from which Imported	MONTH OF NOVEMBER 1950		ELEVEN MONTHS ENDED NOVEMBER 1950		Class Number
	Quantities	Values (\$)	Quantities	Values (\$)	
381 ALASKA		45		392	
400 U STATES		39313		747677	
HOLLOW WARE ENAMELLED IRON		51864		789133	5604
100 U KINGDOM		4914		60641	
306 BELGIUM		265		714	
354 NETHRLNDS				2818	
375 SWEODN		704		704	
400 U STATES		61356		237944	
HOLLOW WARE IRON N O P		67239		302821	5605
100 U KINGDOM		9551		33012	
231 HONG KONG				159	
327 FRANCE		90		921	
335 GERMANY				1058	
375 SWEODN				261	
400 U STATES		345704		2316582	
KITCHEN OAIRY HOLLOW WARE TIN		355345		2351993	5606
100 U KINGDOM		272		3572	
335 GERMANY		4925		15690	
400 U STATES		49113		179841	
MFRS OF TIN AND TINPLATE N O P		54310		199103	5607
100 U KINGDOM		20036		102154	
231 HONG KONG		25		658	
309 BRAZIL				895	
313 CHINA				98	
327 FRANCE				2315	
335 GERMANY		177		1072	
347 JAPAN				2797	
352 MEXICO				38	
354 NETHRLNDS		133		2606	
376 SWITZRLND				26	
381 ALASKA				69	
400 U STATES		196673		1220173	
ANVILS AND VISES		217044		1932901	5621
100 U KINGDOM		7257		64194	
335 GERMANY		460		867	
375 SWEODN		2579		2595	
400 U STATES		21347		177337	
AUGERS BITS AND DRILLS		31643		244993	5622
100 U KINGDOM		57244		490335	
234 AUSTRALIA		1021		11543	
327 FRANCE		1265		9440	
335 GERMANY		4044		59117	
347 JAPAN				2864	
375 SWEDEN		2154		10029	
376 SWITZRLND				157	
400 U STATES		123467		1102510	
AXES	DOZ	189195		1685995	5623
335 GERMANY			185	1355	
375 SWEODN			1194	10545	
400 U STATES		13	278	7377	
FILES N O P AND RASPS	DOZ	13	278	19277	5624
100 U KINGDOM		1602	2623	7397	18424
335 GERMANY				543	848
375 SWEDEN		1888	7113	13269	36844
376 SWITZRLND		164	430	1179	4534
400 U STATES		8764	37790	60441	288263
HACK SAW BLADES		12418	47956	82822	348913
100 U KINGDOM			7122		41960
335 GERMANY			221		941
375 SWEODN					987
376 SWITZRLND					592
400 U STATES			17643		165390
SAWS N O P			24986		209870
100 U KINGDOM			5931		50246
306 BELGIUM					141
317 CZECHO S					2386
327 FRANCE					1676
335 GERMANY			2145		13217
359 NORWAY					1297
375 SWEODN			39691		174002
376 SWITZRLND			548		1864
400 U STATES			48448		317384
WRENCHES			26763		562213
100 U KINGDOM			3166		28505
234 AUSTRALIA			62		203
335 GERMANY			11293		50934
375 SWEODN			699		6055
376 SWITZRLND			115		234
400 U STATES			126782		1180754
ADZES CLEAVERS HATCHETS PLANES			142117		1266685
100 U KINGDOM			27427		168554
231 HONG KONG					106

## IMPORTS INTO CANADA FOR CONSUMPTION

Articles and Countries from which Imported	MONTH OF NOVEMBER 1950		ELEVEN MONTHS ENDED NOVEMBER 1950		Class Number
	Quantities	Values (\$)	Quantities	Values (\$)	
234 AUSTRALIA		847		6942	
327 FRANCE				299	
335 GERMANY		7342		43548	
347 JAPAN				231	
375 SWEDEN		2862		48714	
376 SWITZRLND		230		744	
400 U STATES		92906		829307	
		131614		1098445	
ENGINEERS PRECISION TOOLS					5629
100 U KINGDOM		22333		234991	
207 UN SO AFR				90	
234 AUSTRALIA		349		732	
317 CZECHO S				449	
327 FRANCE		703		1748	
335 GERMANY		3037		59757	
347 JAPAN		2930		17479	
375 SWEDEN		3144		54470	
376 SWITZRLND		1326		102678	
400 U STATES		161660		1840833	
		195482		2313227	
TOOLS N O P					5630
100 U KINGDOM		35991		331158	
231 HONG KONG				308	
234 AUSTRALIA		216		2527	
306 BELGIUM				34	
317 CZECHO S				1436	
318 DENMARK		19		171	
327 FRANCE		21		1750	
335 GERMANY		3517		51105	
344 ITALY				431	
347 JAPAN				1160	
375 SWEDEN		7109		25972	
376 SWITZRLND		512		5744	
381 ALASKA				16	
400 U STATES		309568		2855373	
		356953		3277185	
FILES MANICURE					5631
100 U KINGDOM		660		6155	
327 FRANCE				405	
335 GERMANY		866		4934	
400 U STATES		3502		31700	
		5028		43194	
TOOLS FOR USE IN MACHINES					5632
100 U KINGDOM		5955		49591	
335 GERMANY				4091	
359 NORWAY				408	
375 SWEDEN		14		3218	
376 SWITZRLND				10730	
400 U STATES		334898		1113250	
		340867		1181288	
AUTOMOBILES FREIGHT NEW	NO				5641
100 U KINGDOM	558	652033	4645	4371631	
317 CZECHO S	1	620	10	6019	
400 U STATES	254	1282392	1458	5332638	
	813	1935045	6113	9710288	
AUTOS PASS NEW UNDER 1200 DOL	NO				5642
100 U KINGDOM	7379	6352337	72099	61844747	
317 CZECHO S	6	3784	755	498053	
327 FRANCE	1	723	122	88575	
344 ITALY			19	16611	
400 U STATES	2	2396	10	10375	
	7388	6359240	73005	62458361	
AUTOS PASS NEW 1200 TO 2100 DOL	NO				5643
100 U KINGDOM	140	199995	1268	1824834	
317 CZECHO S			1	1258	
327 FRANCE			4	5690	
400 U STATES	384	713593	2092	3582371	
	524	913588	3365	5414153	
AUTOS PASS NEW N O P	NO				5644
100 U KINGDOM	19	49272	488	1297132	
227 BAHAMAS			2	11613	
400 U STATES	318	805201	612	1570822	
	337	854473	1102	2879567	
MOTOR OMNIBUSES NEW	NO				5645
100 U KINGDOM	4	45807	7	68688	
400 U STATES	1	9861	25	264953	
	5	55668	32	333641	
PARTS OF MOTOR BUS BODIES					5646
100 U KINGDOM				2818	
400 U STATES		297927		5505855	
		297927		5508673	
AXLES BRAKES CLUTCHES TRUCK					5648
100 U KINGDOM		3997		50854	
400 U STATES		560251		6802538	
		564248		6853392	
AUTO PARTS OF STEEL					5649
100 U KINGDOM		316398		2195042	
234 AUSTRALIA				216	
317 CZECHO S				10077	
327 FRANCE				7520	
344 ITALY				1954	
381 ALASKA				62	
400 U STATES		4346358		41015731	
		4662756		43230602	
BICYCLES N O P	NO				5651
100 U KINGDOM	648	13522	26721	538909	

IMPORTS INTO CANADA FOR CONSUMPTION

Articles and Countries from which Imported	MONTH OF NOVEMBER 1950		ELEVEN MONTHS ENDED NOVEMBER 1950		Class Number
	Quantities	Values (\$)	Quantities	Values (\$)	
305 AUSTRIA			250	4756	
306 BELGIUM	6	222	12	556	
317 CZECHOS			51	828	
327 FRANCE			692	16784	
344 ITALY			146	6171	
354 NETHLND			8	248	
375 SWEDEN	6	196	12	322	
400 U STATES	15	482	635	20417	
	675	14422	28527	588921	
BICYCLE PARTS					5652
100 U KINGDOM		56332		522981	
306 BELGIUM		225		225	
327 FRANCE				674	
335 GERMANY		386		5137	
344 ITALY				1191	
375 SWEDEN		291		291	
400 U STATES		7260		52073	
		64494		582572	
CARS RAILWAY BOX AND FLAT	NO				5653
400 U STATES	18	20147	80	104449	
	18	20147	80	104449	
CARS RAILWAY PASSENGER	NO				5654
100 U KINGDOM			5	1173	
400 U STATES			29	53498	
			34	54671	
CARS RAILWAY TANK	NO				5655
400 U STATES	17	67497	2800	4335884	
	17	67497	2800	4335884	
CARS RAILWAY N O P	NO				5656
400 U STATES	4	10431	85	95796	
	4	10431	85	95796	
CARS RAILWAY PARTS OF					5657
100 U KINGDOM				2209	
400 U STATES		124902		1022876	
		124902		1025085	
MOTOR RAIL CARS AND PARTS	NO				5658
100 U KINGDOM				1959	
381 ALASKA		85	1	1084	
400 U STATES	74	345001	94	839963	
	74	345086	95	843006	
MOTOR CYCLES SIDE CARS AND PTS	NO				5660
100 U KINGDOM	126	45571	6381	1745403	
305 AUSTRIA			10	2555	
317 CZECHOS	18	4124	1469	242836	
327 FRANCE	1	85	4	369	
335 GERMANY			56	5537	
344 ITALY			5	1254	
375 SWEDEN			3	511	
400 U STATES	2	18612	337	465772	
	147	68392	8265	2464237	
MOTOR VEHICLES N O P	NO				5661
100 U KINGDOM	5	11935	49	80612	
224 JAMAICA	1	1909	1	1909	
227 BAHAMAS			2	3787	
317 CZECHOS			5	3490	
327 FRANCE			1	1031	
344 ITALY			1	786	
364 PHIL			1	1255	
400 U STATES	166	237869	1705	2584932	
	172	251713	1765	2677802	
TRACTION ENGINES NOP AND PARTS	NO				5663
400 U STATES				128	
				128	
TRICYCLES N O P	NO				5664
100 U KINGDOM	101	1127	1067	12124	
400 U STATES	1058	3576	4558	17833	
	1159	4703	5625	29957	
AUTOMOBILE PARTS TARIFF 438B					5665
100 U KINGDOM		47032		248240	
400 U STATES		1066527		9537556	
		1113559		9785796	
AUTOMOBILE PARTS TARIFF 438C					5666
100 U KINGDOM		24126		177841	
317 CZECHOS		346		2838	
327 FRANCE				1260	
344 ITALY				126	
400 U STATES		460815		4092070	
		485287		4274135	
AUTO PARTS 438C1 438C2 438C3					5667
100 U KINGDOM		3246		64289	
400 U STATES		5311159		57515576	
		5314405		57579865	
AUTO PARTS NOT STEEL 438E3 4					5669
100 U KINGDOM		166073		894185	
306 BELGIUM				860	
317 CZECHOS		282		5266	
327 FRANCE				6856	
335 GERMANY				20976	
344 ITALY				1438	
354 NETHLND				859	
375 SWEDEN				3005	
400 U STATES		1850998		16470199	
		2017353		17403644	
FRAMES FOR BICYCLES	NO				5670
100 U KINGDOM	50	207	50	207	
	50	207	50	207	

## IMPORTS INTO CANADA FOR CONSUMPTION

Articles and Countries from which Imported	MONTH OF NOVEMBER 1950		ELEVEN MONTHS ENDED NOVEMBER 1950		Class Number
	Quantities	Values (\$)	Quantities	Values (\$)	
TRUCKS BOOIES FOR STREET CARS 400 U STATES				109	5671
				109	
FACTORY WAREHOUSE TRUCKS MOTOR 100 U KINGDOM 335 GERMANY 400 U STATES	N0 8 131 139	31092 359049 390141	50 2 923 975	155534 1431 257292 2729957	5672
ROLLER BEARINGS AND PARTS 100 U KINGDOM 335 GERMANY 375 SWEDEN 400 U STATES		14533 35345 244546 294424		79206 10337 178731 1927028 2195302	5680
ANCHORS FOR VESSELS 100 U KINGDOM 400 U STATES	CWT 53 80 133	577 2406 2983	975 2650 3625	9927 48200 58127	5681
ANNULAR BALL BEARINGS FOR AUTO 100 U KINGDOM 375 SWEDEN 400 U STATES		523 5722 240702 246947		26242 38332 2814367 2878961	5682
BALLS ROLLERS FOR BEARINGS 100 U KINGDOM 375 SWEDEN 400 U STATES		3469 9041 12510		311 34419 92298 127028	5683
BURNISHING BALLS 400 U STATES		584 584		8196 8196	5684
BALL BEARINGS AND PARTS N O P 100 U KINGDOM 327 FRANCE 335 GERMANY 344 ITALY 375 SWEDEN 376 SWITZRLNO 400 U STATES		43131 3174 108350 260850 415505		271123 1043 11026 34 515074 1245 2270683 3070228	5685
BOTTLES STEEL FOR GAS 100 U KINGDOM 220 BERMUOA 224 JAMAICA 227 BAHAMAS 359 NORWAY 400 U STATES		17425 44946		30511 8250 114 3930 452 890904 934161	5686
BAYONETS SWORDS FOILS MASKS 100 U KINGDOM 327 FRANCE 344 ITALY 400 U STATES		242 273 515		2905 1601 273 51 4830	5687
MATERIALS FOR CREAM SEPARATORS					5688
DRUMS CYLINDERS BARRELS TANKS 100 U KINGDOM 225 TRINIDAD 381 ALASKA 400 U STATES		3132 136634 139766		18401 901 3074 1014162 1036538	5690
FRAMES FOR PURSES RETICULES 100 U KINGDOM 306 BELGIUM 327 FRANCE 335 GERMANY 400 U STATES		3128 3003 26 192 75214 81563		28652 10043 1562 192 555206 595655	5691
FURNITURE OF METAL 100 U KINGDOM 327 FRANCE 335 GERMANY 354 NETHRLNOS 375 SWEDEN 376 SWITZRLNO 400 U STATES		24356 293 75344 99993		208893 334 64 1125 4920 628 927784 1143748	5692
MATERIALS FOR BUOYS 100 U KINGDOM 400 U STATES		3614 3614		6161 44853 51014	5693
GOLF SHAFTS OF SEAMLESS STEEL 100 U KINGDOM 375 SWEDEN 400 U STATES		18505 194 1219 19918		149765 2569 14247 166581	5694
MATERIALS FOR RIFLES					5695
METAL PARTS FOR SHOTGUNS 400 U STATES		4065 4065		28907 28907	5696
GUN BARRELS ROUGH BORE 100 U KINGDOM 400 U STATES		16 16		95 830 925	5697



IMPORTS INTO CANADA FOR CONSUMPTION

Articles and Countries from which imported	MONTH OF NOVEMBER 1950		ELEVEN MONTHS ENDED NOVEMBER 1950		Class Number
	Quantities	Values (\$)	Quantities	Values (\$)	
GUNS RIFLES AIR GUNS FIREARMS					5698
100 U KINGDOM		18212		101530	
306 BELGIUM		5005		6063	
317 CZECHO S				127	
335 GERMANY		92		92	
359 NORWAY		66		476	
372 SPAIN				1018	
375 SWEDEN				5010	
400 U STATES		18243		226871	
		41618		341187	
GUNS NOT MADE IN CANADA					5699
100 U KINGDOM		48243		404580	
306 BELGIUM		54499		235457	
317 CZECHO S		272		74693	
318 DENMARK				15984	
327 FRANCE		638		693	
344 ITALY		1440		4820	
372 SPAIN		1007		1007	
375 SWEDEN		3551		73270	
400 U STATES		111438		1059848	
		221088		1870352	
KNIFE FORK SCISSORS BLANKS					5700
100 U KINGDOM		105		395	
400 U STATES		7469		151916	
		7574		152311	
METAL PARTS LOOSELEAF BINDERS					5701
100 U KINGDOM		765		16426	
400 U STATES		22950		240491	
		23715		256917	
MAGIC LANTERNB AND SLIDES					5702
100 U KINGDOM		1321		37697	
234 AUSTHALIA				612	
306 BELGIUM		615		1845	
327 FRANCE		2902		34336	
335 GERMANY		125		871	
347 JAPAN		122		958	
375 SWEDEN				76	
376 SWITZRLND				111	
400 U STATES		144068		770454	
		149153		846960	
PRESSED STEEL BELT PULLEYS					5703
100 U KINGDOM		1198		25961	
400 U STATES		7278		68542	
		8476		94503	
RAILWAY TIES FISH PLATES IRON	CWT				5704
100 U KINGDOM	3732	17134	52361	243899	
306 BELGIUM	142	496	790	2335	
400 U STATES	5685	32528	43438	250150	
	9559	50158	96589	496384	
RAILWAY INTERSECTION LAYOUTS					5705
100 U KINGDOM		220		378	
400 U STATES		10609		80164	
		10829		80542	
SAFES AND DOORS FOR VAULTS					5706
100 U KINGDOM		5171		35672	
400 U STATES		30578		410439	
		35749		446111	
SCALES BALANCES WEIGHING BEAMS					5707
100 U KINGDOM		34249		119418	
327 FRANCE		244		1073	
335 GERMANY		1129		27450	
354 NETHRLNDS				4946	
375 SWEDEN				755	
376 SWITZRLND		45		13448	
400 U STATES		108646		988035	
		144313		1155125	
STEEL WOOL					5708
400 U STATES		1607		10363	
		1607		10363	
LATH OF IRON OR STEEL	CWT				5709
100 U KINGDOM	7883	62905	27533	214579	
354 NETHRLNDS			2162	7336	
400 U STATES	1452	17260	3480	47172	
	9335	80165	33175	269087	
VALVES IRON OR STEEL N O P					5713
100 U KINGDOM		19039		241649	
400 U STATES		407267		3485564	
		426306		3727213	
MANUFACTURES OF IRON STEEL NOP					5714
100 U KINGDOM		309241		1860228	
231 HONG KONG		84		231	
234 AUSTHALIA				1169	
305 AUSTRIA				983	
306 BELGIUM		128		4286	
317 CZECHO S		84		1656	
318 DENMARK				1021	
327 FRANCE		3214		23394	
335 GERMANY		5994		65271	
344 ITALY				1778	
347 JAPAN		136		3866	
354 NETHRLNDS		22		4088	
359 NORWAY		38		8947	
375 SWEOEN		6359		62457	
376 SWITZRLND		749		3681	
381 ALASKA		37		439	

## IMPORTS INTO CANADA FOR CONSUMPTION

Articles and Countries from which Imported	MONTH OF NOVEMBER 1950		ELEVEN MONTHS ENDED NOVEMBER 1950		Class Number
	Quantities	Values (\$)	Quantities	Values (\$)	
400 U STATES		2349570		23162968	
COOKING STOVES COAL OR WOOD		2675656		25206463	
100 U KINGDOM	NO				5715
400 U STATES	1	67	13	1778	
	156	8159	578	28349	
	157	8226	591	30127	
COOKING STOVES ELEC OVER 25DOL	NO				5716
100 U KINGDOM			2	544	
400 U STATES	804	70254	2235	205323	
	804	70254	2237	205867	
COOKING STOVES GAS OVER 10 DOL	NO				5717
100 U KINGDOM			3	74	
400 U STATES	722	63977	7461	562423	
	722	63977	7464	562497	
COOKING STOVES OIL OVER 10 DOL	NO				5718
100 U KINGDOM	37	508	1017	16005	
375 SWEDEN	3	113	167	4621	
400 U STATES	203	8851	1592	62407	
	243	9472	2776	83033	
FURNACES DOMESTIC HOT WATER					5719
400 U STATES		24293		47605	
		24293		47605	
FURNACES DOMESTIC WARM AIR	NO				5720
400 U STATES	411	73869	846	134641	
	411	73869	846	134641	
OIL BURNERS	NO				5721
400 U STATES	967	123203	7288	1055338	
	967	123203	7288	1055338	
RADIATORS CAST IRON	NO				5722
400 U STATES	3845	4185	17126	15883	
	3845	4185	17126	15883	
ELECTRIC COOKING APPARATUS NOP					5723
100 U KINGDOM		92645		441979	
317 CZECHOS				1042	
344 ITALY		660		1665	
400 U STATES		215467		980688	
		308772		1425374	
HEATING COOKING APPARATUS NOP					5724
100 U KINGDOM		10411		76022	
375 SWEDEN				200	
400 U STATES		87984		312676	
		98395		388898	
PARTS HEATING AND COOKING APP					5725
100 U KINGDOM		4362		29848	
375 SWEDEN				44	
400 U STATES		763979		6378407	
		768341		6408299	
OVENS COMMERCIAL BAKERY					5726
100 U KINGDOM				33744	
400 U STATES		2755		258421	
		2755		292165	
GAS STOVE THERMOSTATS LIGHTERS					5727
400 U STATES		20295		304862	
		20295		304862	
HEATERS OIL 20 DOLLARS OR OVER	NO				5728
100 U KINGDOM			11	381	
400 U STATES	4612	205720	24326	1046518	
	4612	205720	24337	1046899	
METAL STAMPINGS FOR BATHTUBS	CWT				5729
400 U STATES	2442	34097	40211	571755	
	2442	34097	40211	571755	
INDUSTRIAL FURNACES AND PARTS					5730
100 U KINGDOM		20867		41243	
375 SWEDEN		6314		6314	
400 U STATES		118850		1410077	
		146031		1457634	
RANGE OIL BURNERS	NO				5731
400 U STATES	166	3852	448	11001	
	166	3852	448	11001	
WATER HEATERS OF ALL TYPES	NO				5732
100 U KINGDOM	1	1817	226	8432	
400 U STATES	283	14197	2288	133070	
	284	16014	2514	141502	

Articles and Countries from which Imported	MONTH OF NOVEMBER 1950		ELEVEN MONTHS ENDED NOVEMBER 1950		Class Number	
	Quantities	Values (\$)	Quantities	Values (\$)		
<u>GROUP 6</u>						
<b>NONFERROUS METALS AND PRODUCTS</b>						
ALUMINA						
100 U KINGDOM	CWT		445	5088	6001	
400 U STATES		221 5168	4182	72208		
		221 5168	4627	77296		
BAUXITE ORE						
210 G COAST	CWT	682662	202554	899516	250959	6002
221 B GUIANA		5203137	1100897	32458811	6794422	
224 JAMAICA				5000	1625	
225 TRINIDAD				149184	28972	
328 FR AFRICA				224000	50000	
356 SURINAM		463770	155286	551527	227617	
400 U STATES		184870	219436	1655137	1996893	
		6534439	1678173	35943175	9350488	
CRYOLITE OR KRYOLITE						
318 DENMARK	CWT			11023	81770	6003
400 U STATES		40 444		1662	18470	
		40 444		12685	100240	
ALUMINUM PIGS INGOTS BLOCKS						
100 U KINGDOM	CWT			873	9127	6004
400 U STATES		17 6392		385	49776	
		17 6392		1258	58903	
ALUMINUM SCRAP						
400 U STATES	CWT	739 1254		8414	72274	6005
		739 1254		8414	72274	
ALUMINUM ANGLER CHANNELS BEAMS						
100 U KINGDOM	CWT			22	660	6006
400 U STATES		765 64540		4334	370942	
		765 64540		4356	371602	
ALUMINUM BAR ROD AND WIRE ROOS						
100 U KINGDOM	CWT			5	193	6007
400 U STATES		44 2309		4259	144391	
		49 2502		4264	144584	
ALUMINUM LEAF OR FOIL						
100 U KINGDOM					6334	6009
344 ITALY					48	
400 U STATES			9043		114009	
			9043		120391	
ALUMINUM PIPES AND TUBES						
100 U KINGDOM	CWT	26 1369		1091	31006	6010
400 U STATES		111 7522		2068	107291	
		137 8891		3159	138297	
ALUMINUM PLATES SHEETS STRIPS						
100 U KINGDOM	CWT	3203 74883		12890	313930	6011
400 U STATES		1639 69055		17201	689051	
		4842 143938		30091	1002981	
ALUMINUM POWDER						
400 U STATES	LB	30613 10753		76235	38102	6012
		30613 10753		76235	38102	
ALUMINUM WIRE AND CABLE						
100 U KINGDOM	CWT			3	112	6013
400 U STATES		24 1268		59	4171	
		24 1268		62	4283	
ALUMINUM HOUSEHOLD HOLLOW WARE						
100 U KINGDOM			41235		289109	6014
306 BELGIUM					2433	
335 GERMANY					4506	
344 ITALY			339		339	
375 SWEDEN			239		794	
376 SWITZRLND			28		2785	
400 U STATES			41804		297605	
			83645		597571	
ALUMINUM MANUFACTURES N O P						
100 U KINGDOM			55204		319534	6015
305 AUSTRIA					553	
318 DENMARK			213		649	
327 FRANCE			352		4528	
335 GERMANY			321		7079	
344 ITALY					262	
347 JAPAN			165		1839	
359 NORWAY			1020		1030	
375 SWEDEN			132		1127	
376 SWITZRLND			375		7271	
400 U STATES			528939		4441152	
			586721		4785024	
BRASS IN BLOCKS INGOTS OR PIGS						
100 U KINGDOM	CWT	13 429		8808	139445	6021
400 U STATES				2	128	
		13 429		8810	139573	
BRASS SCRAP						
100 U KINGDOM	CWT			7	52	6022
220 BERMUDA				180	3680	
400 U STATES		1771 35009		16174	308621	
		1771 35009		16361	312353	
BRASS IN BARS AND RODS						
100 U KINGDOM	CWT	728 17411		4072	92114	6023
400 U STATES		165 8426		1560	67762	
		893 25837		5632	159876	
BRASS IN STRIPS SHEETS PLATES						
100 U KINGDOM	CWT	125 4002		1160	35280	6024
400 U STATES		182 11842		2100	115851	
		307 15844		3260	151131	

## IMPORTS INTO CANADA FOR CONSUMPTION

Articles and Countries from which Imported	MONTH OF NOVEMBER 1950		ELEVEN MONTHS ENDED NOVEMBER 1950		Class Number
	Quantities	Values (\$)	Quantities	Values (\$)	
BRASS TUBING					
100 U KINGDOM	CWT 29	1789	791	30580	6025
400 U STATES	907	61557	7861	472414	
	936	63346	8652	502994	
METAL CAPS FOR ELEC BATTERIES					
400 U STATES		7038		55986	6026
		7038		55986	
BRASS CUPS FOR PAPER CARTRIDGE					6027
BRASS OR BRONZE COIN LOCKS					
400 U STATES		110		5258	6029
		110		5258	
BRASS HAND PUMPS N O P					
100 U KINGDOM				872	6030
400 U STATES		1695		14957	
		1695		15829	
BRASS VALVES					
100 U KINGDOM		3643		21178	6031
318 DENMARK				395	
344 ITALY		193		3806	
400 U STATES		225676		2082285	
		229512		2107664	
BRASS METERS AND PARTS					
100 U KINGDOM		3834		31707	6032
400 U STATES		12629		141937	
		16463		173644	
BRASS WIRE N O P					
100 U KINGDOM	LB 145	264	1910	1225	6033
335 GERMANY			200	89	
400 U STATES	4616	2948	81404	48464	
	4761	3212	83514	49778	
BRASS WIRE CLOTH OR WOVEN WIRE					
100 U KINGDOM		249		2045	6034
375 SWEDEN				1938	
400 U STATES		1490		20009	
		1739		23992	
BRASS MANUFACTURE S N O P					
100 U KINGDOM		39497		387798	6035
215 INDIA		2462		22618	
231 HONG KONG		291		3301	
234 AUSTRALIA				1556	
305 AUSTRIA				138	
306 BELGIUM				2216	
313 CHINA		1988		8151	
317 CZECHO S				631	
318 DENMARK				418	
327 FRANCE		435		19699	
335 GERMANY		1168		6691	
344 ITALY		707		10113	
347 JAPAN		279		34496	
354 NETHRLNDS		762		4813	
359 NORWAY				7079	
372 SPAIN				84	
375 SWEDEN		689		4436	
376 SWITZRLNO		357		3563	
400 U STATES		964842		9023410	
		1013477		9541211	
BRASS WIRE FOR FOURORIMIER					
400 U STATES		9670		17372	6036
		9670		17372	
COPPER IN BLOCKS PIGS INGOTS					
306 BELGIUM	CWT 2247	52639	2247	52639	6042
400 U STATES			178	7231	
	2247	52639	2425	59870	
COPPER SCRAP					
220 BERMUDA			180	4525	6043
400 U STATES	748	20133	9067	201207	
	748	20133	9247	205732	
COPPER BARS FDR ELECTRIC WIRES					
100 U KINGDOM	CWT		23	764	6044
400 U STATES			30223	669589	
			30246	670353	
COPPER IN BARS OR RODS N O P					
100 U KINGDOM	CWT 13	702	36	1991	6046
400 U STATES	133	10082	607	33347	
	146	10784	643	35338	
COPPER IN STRIPB BHEETS PLATES					
100 U KINGDOM	CWT		318	13742	6047
400 U STATES	140	6928	2197	100757	
	140	6928	2515	114499	
COPPER TUBING					
100 U KINGDOM	CWT 375	16242	688	29875	6048
400 U STATES	404	26531	3521	243151	
	779	42773	4209	273026	
COPPER ROLLERS FOR WALL PAPER					
100 U KINGDOM		915		83169	6049
400 U STATES		7288		30351	
		8203		113520	
COPPER WIRE N O P					
100 U KINGDOM	LB 51597	21515	106437	43288	6050
400 U STATES	15237	4237	117152	37604	
	66834	25752	223589	80892	
COPPER WIRE CLOTH WOVEN WIRE					
100 U KINGDOM		397		3143	6051
400 U STATES		854		4832	
		1251		7975	

Articles and Countries from which Imported	MONTH OF NOVEMBER 1950		ELEVEN MONTHS ENDED NOVEMBER 1950		Class Number
	Quantities	Values (\$)	Quantities	Values (\$)	
COPPER MANUFACTURES OF N O P					6052
100 U KINGDOM		92		10302	
313 CHINA				89	
327 FRANCE				338	
344 ITALY		286		967	
354 NETHRLNDS		42		411	
400 U STATES		82710		585176	
		83130		597283	
LEAD IN PIGS AND BLOCKS	LB				6061
100 U KINGDOM	2240	574	48423	6494	
347 JAPAN			421022	40050	
352 MEXICO			1120000	127473	
363 PERU			100068	13413	
388 YUGO SLAV			123380	16241	
400 U STATES			652187	91022	
	2240	574	2472080	294693	
LEAD OLD AND SCRAP	LB				6062
100 U KINGDOM			48362	2720	
220 BERMUDA			10000	995	
316 CUBA			105215	6976	
354 NETHRLNDS			330707	36378	
400 U STATES	220	10	8045	973	
	220	10	502329	48042	
LEAD IN BARS AND SHEETS	LB				6063
100 U KINGDOM			32316	5777	
400 U STATES			4324	221	
			36710	6768	
LEAD PIPE	LB				6064
LEAD CAPSULES FOR BOTTLES					6065
100 U KINGDOM		505		13965	
327 FRANCE		504		652	
354 NETHRLNDS		995		8398	
400 U STATES		430		5730	
		2434		28745	
LEAD SHOT AND BULLETS	LB				6066
100 U KINGDOM			3646	925	
400 U STATES	799	164	3025	948	
	799	164	6671	1873	
TEA LEAD	LB				6067
LEAD MANUFACTURES N O P					6068
100 U KINGDOM		1855		16370	
318 DENMARK				648	
327 FRANCE		1678		4516	
335 GERMANY		367		2723	
344 ITALY				181	
347 JAPAN		473		10593	
354 NETHRLNDS				1127	
400 U STATES		10671		163961	
		15044		200119	
RODS 90 PC NICKEL FOR WIRE	LB				6070
400 U STATES			728	579	
			728	579	
NICKEL NICKEL SILVER IN INGOTS	LB				6071
400 U STATES	1782	203	38798	19346	
	1782	203	38798	19346	
NICKEL BARS RODS STRIPS SHEETS	LB				6072
100 U KINGDOM			12644	11378	
359 NORWAY	10070	7442	30682	18139	
400 U STATES	174278	148010	2226908	1724744	
	184348	155452	2270234	1754261	
NICKEL SILVER BARS RODS STRIPS	LB				6073
400 U STATES	3476	2268	104060	54648	
	3476	2268	104060	54648	
NICKEL CHROMIUM IN BARS RODS	LB				6074
400 U STATES	12898	15491	118564	137024	
	12898	15491	118564	137024	
NICKEL MANUFACTURES NOT PLATED					6075
100 U KINGDOM		1397		27876	
327 FRANCE				850	
344 ITALY				854	
400 U STATES		36864		286666	
		38261		316246	
NICKEL AND PLATED HOLLOW WARE					6076
100 U KINGDOM				5550	
400 U STATES		825		6946	
		825		12498	
NICKEL PLATED WARE N O P					6077
100 U KINGDOM		40906		361669	
231 HONG KONG				3338	
305 AUSTRIA				35397	
306 BELGIUM				699	
317 CZECHO S		681		839	
327 FRANCE		1373		7129	
335 GERMANY		7789		48235	
344 ITALY		957		8067	
347 JAPAN		14413		194671	
354 NETHRLNDS				117	
359 NORWAY				27	
375 SWEDEN		53		929	
376 SWITZRLND		711		4712	
400 U STATES		321013		3466905	
		327896		4132734	
ELECTRO PLATED WARE GILT WARE					6082
100 U KINGDOM		55319		353235	
231 HONG KONG		290		5778	

## IMPORTS INTO CANADA FOR CONSUMPTION

Articles and Countries from which Imported	MONTH OF NOVEMBER 1950		ELEVEN MONTHS ENDED NOVEMBER 1950		Class Number
	Quantities	Values (\$)	Quantities	Values (\$)	
234 AUSTRALIA				102	
305 AUSTRIA		43		2965	
306 BELGIUM				920	
317 CZECHOSLOVAKIA		161		483	
327 FRANCE		1015		7948	
335 GERMANY		4051		24581	
344 ITALY		193		3953	
347 JAPAN		66737		245544	
375 SWEDEN				209	
376 SWITZERLAND		1040		5230	
400 U STATES		885707		6468403	
		1014556		7119351	
GOLD FOR COMMERCIAL PURPOSES	0Z				6083
100 U KINGDOM			3	99	
400 U STATES	66	2285	1671	59751	
	66	2285	1674	59850	
GOLD SILVER SWEEPS GOLD FRINGE					6084
100 U KINGDOM				148	
327 FRANCE		709		6245	
400 U STATES				2881	
		709		9274	
GOLD SILVER DUTCH METAL LEAF					6085
100 U KINGDOM		4292		55350	
335 GERMANY		1883		6612	
344 ITALY				495	
400 U STATES		6087		58938	
		12262		121325	
GOLD MANUFACTURES N O P					6086
100 U KINGDOM		1160		11015	
327 FRANCE				1327	
335 GERMANY				1978	
376 SWITZERLAND		682		3514	
400 U STATES		38359		243483	
		40201		261317	
PLATINUM PALLADIUM IRIIDIUM					6087
100 U KINGDOM		1303904		19354781	
359 NORWAY		196		386	
400 U STATES		11859		78279	
		1315959		19433446	
PLATINUM CRUCIBLES					6088
400 U STATES		36748		458880	
		36748		458880	
PLAT RETORT FOR BULPHURIC ACID					6089
400 U STATES				2321	
				2321	
BLACK OXIDE COPPER FOR COLOURS	LB				6090
100 U KINGDOM			400	308	
400 U STATES			525	180	
			925	488	
SILVER UNMANUFACTURED	0Z				6091
100 U KINGDOM	80	159	190	241	
352 MEXICO	329090	263272	329090	263272	
358 NICARAGUA			2167	2157	
400 U STATES			9173	7202	
	329170	263431	340620	272872	
COIN FOREIGN EXCEPT GOLD					6092
100 U KINGDOM		107		8866	
363 PERU				17111	
		107		25977	
TOILET ARTICLES OF STERLING					6093
100 U KINGDOM		2319		16944	
318 DENMARK				380	
335 GERMANY		60		1348	
400 U STATES				1473	
		2379		20145	
SILVER MANUFACTURES N O P					6094
100 U KINGDOM		43189		514139	
215 INDIA		52		72	
231 HONG KONG		14		1271	
313 CHINA				189	
318 DENMARK		3394		34465	
327 FRANCE		1425		3112	
335 GERMANY		369		6950	
344 ITALY		70		2841	
347 JAPAN		587		13759	
352 MEXICO				210	
354 NETHERLANDS				1052	
375 SWEDEN		2858		6143	
376 SWITZERLAND		570		1609	
400 U STATES		11509		104273	
		64037		690085	
TIN BLOCKS PIGS OR BARS	CWT				6101
100 U KINGDOM	1008	120031	21223	1915371	
218 MALAYA	11039	1224786	50516	4897954	
306 BELGIUM	4480	507493	19668	1857059	
354 NETHERLANDS	110	11531	640	58024	
400 U STATES			8975	796307	
	16637	1863841	101022	9524715	
TIN FOIL	LB				6102
100 U KINGDOM			25478	5742	
400 U STATES	79	115	7669	2088	
	79	115	33147	14830	
COLLAPSIBLE TUBES OF METAL					6103
100 U KINGDOM				1164	
327 FRANCE				358	
400 U STATES		4191		41002	
		4191		42524	

Articles and Countries from which Imported	MONTH OF NOVEMBER 1950		ELEVEN MONTHS ENDED NOVEMBER 1950		Class Number
	Quantities	Values (\$)	Quantities	Values (\$)	
ZINC SPELTER	CWT				6111
ZINC BLDCK8 PIG8 BARS PLATES	CWT				6112
100 U KINGDOM			18	366	
306 BELGIUM			20	357	
400 U STATES			876	19439	
			914	20162	
ZINC STRIP AND SHEETS	CWT				6113
100 U KINGDOM	28	654	994	16867	
306 BELGIUM	165	4412	2611	47414	
400 U STATES	1645	51388	29986	635501	
	1838	56454	33591	699782	
ZINC DUST	CWT				6115
306 BELGIUM			551	5738	
400 U STATES	364	8398	3495	64831	
	364	8398	4046	70569	
ZINC MANUFACTURES N O P					6116
100 U KINGDOM		3937		18772	
306 BELGIUM		1775		2113	
318 DENMARK		1921		1921	
327 FRANCE				188	
400 U STATES		225455		1869424	
		233088		1892418	
ZINC SLUGS FOR DRY BATTERIES					6117
400 U STATES		58294		392460	
		58294		392460	
BABBITT METAL IN BLOCKS BARB	CWT				6121
100 U KINGDOM			129	9180	
335 GERMANY			560	6343	
400 U STATES	17	789	323	18271	
	17	789	1012	33794	
BRITANNIA METAL PIG8 BLOCKS	CWT				6122
BRITANNIA METAL MANUFACTURES					6123
100 U KINGDOM		2783		8087	
344 ITALY				362	
400 U STATES		678		12566	
		3461		21015	
CHROMIUM TUNGSTEN FOR ALLOYS	LB				6124
100 U KINGDOM			18000	23344	
400 U STATES			7102	30864	
			25102	54208	
ALLOY BUGS CAST WITH DIAMONDS					6125
400 U STATES		5816		51799	
		5816		51799	
PHOSPHOR TIN PHOSPHOR BRONZE	LB				6126
100 U KINGDOM	83709	51260	610929	273944	
335 GERMANY			18659	13905	
376 SWITZRLND	4947	3021	4947	3021	
400 U STATES	36010	28957	701389	488586	
	124666	83238	1335924	779456	
ALLOYS OF COPPER					6129
100 U KINGDOM		3313		15202	
400 U STATES		16376		246637	
		19689		261839	
ALLOYS OF MAGNESIUM					6130
100 U KINGDOM				9036	
400 U STATES		2648		51633	
		2648		60669	
CLOCKS	NO				6131
100 U KINGDOM	858	4019	31994	99719	
306 BELGIUM			12	77	
317 CZECHO 8			1541	1646	
327 FRANCE	167	890	4336	17103	
335 GERMANY	19707	60431	94851	288653	
344 ITALY			2	567	
347 JAPAN	240	388	2253	5078	
354 NETHRLNDS			66	497	
376 SWITZRLND	2162	11761	16776	95424	
400 U STATES	53507	214431	351307	1420058	
	76641	291920	503138	1928822	
CLOCK MOVEMENTS AND CASES					6132
100 U KINGDOM		8775		42015	
327 FRANCE		804		2560	
335 GERMANY		11203		74351	
376 SWITZRLND				696	
400 U STATES		5258		123539	
		26040		243161	
PARTS OF CLOCK MOVEMENTS					6133
100 U KINGDOM		960		3362	
327 FRANCE				916	
335 GERMANY		124		11769	
376 SWITZRLND		2306		6516	
400 U STATES		89585		636007	
		92975		658570	
TIME RECORDERS					6134
100 U KINGDOM		468		4600	
376 SWITZRLND		38		1662	
400 U STATES		24279		203640	
		24785		209902	
WATCHES					6135
100 U KINGDOM		739		12578	
305 AUSTRIA				446	
327 FRANCE		36		2297	
335 GERMANY		30		915	
354 NETHRLNDS				25	

## IMPORTS INTO CANADA FOR CONSUMPTION

Articles and Countries from which Imported	MONTH OF NOVEMBER 1950		ELEVEN MONTHS ENDED NOVEMBER 1950		Class Number
	Quantities	Values (\$)	Quantities	Values (\$)	
375 SWEDEN				593	
376 SWITZRLND		234805		1914524	
400 U STATES		16582		73383	
		252192		2004761	
WATCH CASES AND PARTS					6136
100 U KINGDOM		946		3309	
306 BELGIUM				940	
327 FRANCE		2251		17454	
335 GERMANY				1441	
376 SWITZRLND		23442		163905	
400 U STATES		98411		1017061	
		125050		1204110	
WATCH ACTIONS AND MOVEMENTS					6137
327 FRANCE				858	
376 SWITZRLND		300464		3725502	
400 U STATES		49881		462184	
		350345		4195544	
PARTS OF WATCH MOVEMENTS					6138
335 GERMANY				127	
376 SWITZRLND		28399		314455	
400 U STATES		40960		336375	
		69359		650957	
BATTERIES FLASHLIGHT AND PARTS					6139
400 U STATES		514		9356	
		514		9356	
BATTERIES HEARING AID AND PTS					6140
400 U STATES		35620		266861	
		35620		266861	
BATTERIES ELECTRIC PRIMARY NOP					6141
100 U KINGDOM		1247		15452	
400 U STATES		23574		157210	
		24821		172662	
BATTERIES STORAGE N O P PARTS					6142
100 U KINGDOM		18365		51453	
400 U STATES		46522		594783	
		64957		646236	
APPARATUS ELECTRIC HEATING NOP					6143
100 U KINGDOM		2177		12401	
400 U STATES		81326		536217	
		83503		548618	
DYNAMOS GENERATORS AND PTS NOP					6144
100 U KINGDOM		42435		369512	
234 AUSTRALIA				2212	
327 FRANCE				1220	
335 GERMANY		1521		20349	
354 NETHRLNDS				650	
376 SWITZRLND		145		505	
400 U STATES		314124		2919417	
		358225		3313865	
FUSES FUSE PLUGS CUTOUTS PARTS					6145
100 U KINGDOM		683		10844	
400 U STATES		29765		379841	
		30448		390685	
FLUORESCENT TUBES ARC LAMPS					6146
NO					
100 U KINGDOM			1312	1298	
400 U STATES	27541	13463	209073	76987	
	27541	13463	210385	78285	
LAMPS ELECTRIC CARBON FILAMENT					6147
NO					
400 U STATES	8	13	3579	1822	
	8	13	3579	1822	
LAMPS ELECTRIC METAL FILAMENT					6148
NO					
100 U KINGDOM			4401	3067	
317 CZECHO S			550	157	
335 GERMANY			600	38	
347 JAPAN	445000	6239	2663500	45070	
400 U STATES	144736	15900	1803846	234886	
	589736	22139	4472897	283218	
LIGHT HEAD SIDE TAIL TORCHES					6149
100 U KINGDOM		3253		69401	
231 HONG KONG		15626		189089	
234 AUSTRALIA				2982	
327 FRANCE				1464	
335 GERMANY		401		2990	
347 JAPAN		192		1056	
354 NETHRLNDS				1109	
376 SWITZRLND				554	
400 U STATES		55519		322387	
		74221		668032	
ELECTRIC LIGHT FIXTURES N O P					6150
100 U KINGDOM		2813		49170	
231 HONG KONG		26		269	
305 AUSTRIA		582		2117	
306 BELGIUM				1583	
316 CUBA				477	
317 CZECHO S		10830		125879	
318 DENMARK				1864	
326 FINLAND				1180	
327 FRANCE		3964		14811	
335 GERMANY		1747		15742	
344 ITALY		8762		56709	
347 JAPAN		6945		40817	
354 NETHRLNDS				715	
375 SWEDEN				3071	
376 SWITZRLND				248	
400 U STATES		387156		3059628	
		422825		3374280	



IMPORTS INTO CANADA FOR CONSUMPTION

Articles and Countries from which Imported	MONTH OF NOVEMBER 1950		ELEVEN MONTHS ENDED NOVEMBER 1950		Class Number	
	Quantities	Values (\$)	Quantities	Values (\$)		
LIGHTNING ARRESTERS REACTORS 100 U KINGDOM 375 SWEDEN 400 U STATES		96		147 2063 154987	6151	
		19244		157197		
MAGNETOS FOR GAS ENGINES 400 U STATES		6780		84916	6152	
		6780		84916		
METERS ELECTRIC AND PARTS N O P 100 U KINGDOM 327 FRANCE 376 SWITZRLND 400 U STATES		9604		71057 128 9430 815753	6153	
		84411		896368		
		96221		896368		
MOTORS ELECTRIC UNDER 10 DOL 100 U KINGDOM 400 U STATES	N O	1727 20263 21990	9489 57375 66864	9078 174527 183605	55128 596572 651700	6154
MOTORS ELEC OVER 10 DOL AND PTS 100 U KINGDOM 306 BELGIUM 317 CZECHOS 318 DENMARK 327 FRANCE 335 GERMANY 344 ITALY 354 NETHRLNDS 375 SWEDEN 376 SWITZRLND 400 U STATES			102846 21210	897392 46086 30 478 235 2703 681 1027 66757 6160 8424664	6155	
			1086415	9446213		
RHFORTATA CONTROLLERS STARTERS 100 U KINGDOM 327 FRANCE 376 SWITZRLND 400 U STATES		8201 36 8274 562505		137131 114 61368 5429786	6156	
		579016		5628399		
BAD IRONS ELECTRIC AND PARTS 100 U KINGDOM 400 U STATES		15930 20534 36464		101504 147518 249022	6157	
SELFCONTAINED LIGHTING OUTFITS 306 BELGIUM 400 U STATES				3859 37025 40884	6158	
		1863				
		1863				
SOCKETS OUTLETS RECEPTACLES 100 U KINGDOM 400 U STATES				1064 584037 585101	6159	
		58711				
		58711				
SPARK PLUGS MAGNETOS IGNITION 100 U KINGDOM 400 U STATES				835 31503 32338	6160	
		4559				
		4559				
SWITCHES SWITCHBOARDS AND PTS 100 U KINGDOM 376 SWITZRLND 400 U STATES		26758 112080 510639		292176 446333 4497855	6161	
		649477		5236364		
SWITCH GEAR FOR COAL MINES 100 U KINGDOM 400 U STATES		2974 4520 7494		44335 20081 64416	6162	
TELEGRAPH APPARATUS AND PARTS 100 U KINGDOM 400 U STATES		1394 154353 155747		27024 1200091 1227115	6163	
TELEPHONE APPARATUS AND PARTS 100 U KINGDOM 318 DENMARK 400 U STATES			188417	1790720 746 4523404	6164	
			487185			
			675602	6314870		
TRANSFORMERS AND PARTS N O P 100 U KINGDOM 376 SWITZRLND 400 U STATES			32312	472702 54126 1470256	6165	
			133026			
			165338	1997084		
RADIO TUBES 100 U KINGDOM 354 NETHRLNDS 400 U STATES	N O	9068 128 198745	4424 56 160047	65276 51834 1545180	38279 21415 1457914	6166
		207941	164527	1662290	1517608	
RADIO APPARATUS N O P 100 U KINGDOM 327 FRANCE 354 NETHRLNDS 381 ALASKA 400 U STATES			433942	1051212 22 69019 196	6167	
			7055			
			799728	7530276		
			1240725	8650725		
ELECTRIC DRY SHAVING MACHINES 100 U KINGDOM 354 NETHRLNDS 376 SWITZRLND 400 U STATES			3272 2472	21397 31385 541	6168	
			124612	1077919		
			130356	1131242		
ELECT STEAM GENERATORS AND PTS 100 U KINGDOM	N O		81680	1	1693673	6169

## IMPORTS INTO CANADA FOR CONSUMPTION

Articles and Countries from which Imported	MONTH OF NOVEMBER 1950		ELEVEN MONTHS ENDED NOVEMBER 1950		Class Number
	Quantities	Values (\$)	Quantities	Values (\$)	
376 SWITZRLND				15169	
400 U STATES		2670	5	825418	
ELECTRIC APPARATUS N O P		84350	6	2534260	6170
100 U KINGDOM		81153		630963	
327 FRANCE		30		743	
347 JAPAN				1526	
354 NETHRLNDS				275	
375 SWEDEN		2290		44999	
376 SWITZRLND		3122		31892	
400 U STATES		791549		8046792	
ELECTRIC PRECISION INSTRUMENTS		878144		8757190	6171
100 U KINGDOM		8711		180586	
327 FRANCE		488		2188	
335 GERMANY				1297	
354 NETHRLNDS				98	
400 U STATES		138974		1640669	
ELECTRIC OR GAS WELDING APP		148173		1824838	6172
100 U KINGDOM		5983		50967	
327 FRANCE				105	
335 GERMANY				804	
400 U STATES		280500		2651325	
RADIO RECEIVING SETS		286483		2703201	6173
100 U KINGDOM	NO	42	237	45264	
354 NETHRLNDS		1	7	396	
381 ALASKA			1	144	
400 U STATES		147	2264	187379	
RADIO SET PARTS TARIFF 4450		190	2509	233183	6175
100 U KINGDOM		2587		44632	
335 GERMANY				635	
354 NETHRLNDS		2302		4771	
400 U STATES		419743		3862861	
RADIO TUBE PARTS TARIFF 445P		424632		3912899	6176
100 U KINGDOM				257	
354 NETHRLNDS		52		91	
400 U STATES		115641		1061756	
SOUND EQUIPMENT		115693		1062104	6177
100 U KINGDOM		12		12680	
234 AUSTRALIA				1076	
400 U STATES		52019		645933	
LIGHTING FIXTURES GAS COAL OIL		52031		659689	6181
100 U KINGDOM		844		8686	
231 HONG KONG		98		900	
317 CZECHO S				2367	
327 FRANCE		3850		23993	
375 SWEDEN		129		528	
400 U STATES		27802		150095	
GAS MANTLES GAS BURNERS		32723		186569	6182
100 U KINGDOM				149	
231 HONG KONG				26	
400 U STATES		331		9546	
GAS METERS AND PARTS		331		9721	6183
100 U KINGDOM				324	
400 U STATES		22003		238537	
PLATES CYLINDERS ENGRAVERS		22003		238861	6191
100 U KINGDOM		7166		44697	
306 BELGIUM				1611	
376 SWITZRLND				638	
400 U STATES		47815		554944	
PLATES PRINTING 2 COLOURS		54981		601890	6192
100 U KINGDOM		174		3638	
354 NETHRLNDS				272	
400 U STATES		31727		268757	
PLATES FOR PRINTING MUSIC		31901		272667	6193
400 U STATES		1230		22070	
STEREOTYPES ELECTROTYPES NOP		1230		22070	6194
400 U STATES	80 IN	27226	203447	52140	
MATRICES FOR STEREOTYPES 475A		27226	203447	52140	6195
327 FRANCE	80 IN	759855	120948	1467	
400 U STATES		2446	10615627	30515	
STEREOTYPES FOR BOOKS		759855	10736575	31982	6196
100 U KINGDOM	80 IN		1011	209	
400 U STATES		1045120	11524214	312207	
STEREOTYPES FOR ADVERTISEMENTS		1045120	11525225	312416	6197
100 U KINGDOM	80 IN	5386	72	2213	
400 U STATES		300449	3073876	189535	
TYPE METAL IN BLOCKS PLATES		305835	3118529	191748	6198
100 U KINGDOM	LB	200	200	67	
400 U STATES		100	200	59	
		300	400	126	

Articles and Countries from which Imported	MONTH OF NOVEMBER 1950		ELEVEN MONTHS ENDED NOVEMBER 1950		Class Number	
	Quantities	Values (\$)	Quantities	Values (\$)		
TYPE PRINTING CHASES QUOINS 100 U KINGDOM 354 NETHRLNDS 400 U STATES		2327 158 20258		19011 2824 181156	62199	
		22743		202991		
PRINTG PLATES FOR PUBLICATIONS 100 U KINGDOM 327 FRANCE 400 U STATES		222 33540		4440 251 523099	62200	
		33762		527790		
TUNGSTEN BEARING ORES 309 BRAZIL	CWT		556	49942	62208	
			556	49942		
KYANITE CRUDE OR CALCINED 400 U STATES	CWT		9950	26254	62209	
	1800	3892	9950	26254		
	1800	3892	9950	26254		
CHROME ORE 204 S RHOD 207 UN SO AFR 212 S LEONE 215 INDIA 216 PAKISTAN 316 CUBA 331 FR OCEANA 364 PHIL 379 TURKEY 400 U STATES	CWT	30663 172726 208544	48301 90355 276321	100188 929842 208544 56000 2197 116480 33421 206640 38024 239028	183984 426662 276321 104237 2310 83984 27320 147766 86269 428040	62210
		593334	587200	1930364	1766893	
ANTIMONY OR REGULUS OF 100 U KINGDOM 306 BELGIUM 313 CHINA 317 CZECHO S 388 YUGO SLAV 400 U STATES	LB	59185 33600	11139 11607	148785 985715 55115 22046 59710 1699817	36426 253399 14617 4885 13855 463874	62211
		137265	39186	2971188	787056	
BISMUTH METALLIC NATURAL 400 U STATES	LB	6	17	59	206	62212
		6	17	59	206	
CINNABAR	LB					62214
COSALT ORE 353 MOROCCO	CWT	39125	435655	39125	435655	62215
		39125	435655	39125	435655	
MANGANESE OXIOE 100 U KINGDOM 210 G COABT 215 INDIA 312 CHILE 400 U STATES	CWT	140 495040 67200	367 862799 117331	1152 1746550 517574 14017 316232	3462 3096085 987547 42523 641183	62216
		618951	1083358	2595525	4770800	
ORES OF METALS N O P 100 U KINGDOM 234 AUSTRALIA 308 BOLIVIA 312 CHILE 313 CHINA 337 GUATEMALA 348 KOREA 352 MEXICO 353 MOROCCO 363 PERU 371 SIAM 381 ALASKA 400 U STATES	CWT	2572	257	18738 4804 180407 122191 6431 136432 6795 117130 16661 60315 6514 288 14588	69984 19540 1309892 959688 22459 690508 34683 616626 116253 3444007 33873 2326 292934	62217
		96372	753657	1190031	7612773	
MERCURY OR QUICKSILVER 100 U KINGDOM 344 ITALY 352 MEXICO 372 SPAIN 400 U STATES	LB	119 91080	133 72000	619 233220 3660 3800 348434	789 185791 3359 3793 318223	62218
		98697	81389	589733	511955	
ANODES NICKEL ZINC COPPER ETC 400 U STATES			3369		18034	62219
			3369		18034	
ARTICLES FOR AGRIC IMPLEMENTS 100 U KINGDOM 400 U STATES		4076 36391			21532 396689	62220
		40467			418221	
ARTICLES FOR STORAGE BATTERIES 335 GERMANY 400 U STATES			27866		535 310384	62221
			27866		310919	
BELLS FOR CHURCHES 100 U KINGDOM 306 BELGIUM 327 FRANCE 354 NETHRLNDS 400 U STATES			207 4034		1932 207 35963 7141	62222
			4288		31840	
			8529		77083	
BELLS AND GONGS N O P 100 U KINGDOM 215 INDIA 313 CHINA 317 CZECHO S		1761 223			21780 1821 147 34	62223

## IMPORTS INTO CANADA FOR CONSUMPTION

Articles and Countries from which Imported	MONTH OF NOVEMBER 1950		ELEVEN MONTHS ENDED NOVEMBER 1950		Class Number
	Quantities	Values (\$)	Quantities	Values (\$)	
327 FRANCE				1645	
335 GERMANY		373		1852	
344 ITALY				235	
347 JAPAN		1879		4283	
376 SWITZRLNO				18	
400 U STATES		26612		148333	
		30848		180148	
SLIOE OR ZIPPER FASTENERS					
400 U STATES		906		27942	6225
		906		27942	
BUCKLES CLASPS EYELETS HOOKS					
100 U KINGDOM		8426		42636	6226
317 CZECHO S		16		16	
327 FRANCE		313		1617	
376 SWITZRLNO				214	
400 U STATES		122081		1020489	
		130836		1064972	
CAGES BIRD SQUIRREL RAT WIRE					
100 U KINGDOM		1219		29637	6227
317 CZECHO S		553		2190	
400 U STATES		2729		14140	
		4501		45967	
CHRONOMETERS COMPASSES SHIPS					
100 U KINGDOM		14171		66915	6228
376 SWITZRLNO				212	
400 U STATES		11346		222253	
		25517		289380	
METAL ARTICLES FOR JEWELLERY					
100 U KINGDOM		228		6305	6229
327 FRANCE		78		78	
335 GERMANY				2557	
400 U STATES		98338		810509	
		98644		819449	
ARTICLES FOR USE IN FISHERIES					
100 U KINGDOM		1488		34176	6230
366 PORTUGAL				11278	
372 SPAIN				8282	
400 U STATES		6066		51743	
		7554		105479	
ARTICLES N O P FOR MFR SHIPS					
100 U KINGDOM		22753		435906	6232
318 DENMARK				3396	
359 NORWAY		44		1235	
375 SWEDEN				265	
400 U STATES		62144		942467	
		84941		1383269	
ELEMENTS FOR LAMP FILAMENTS					
400 U STATES		65373		596972	6233
		65373		596972	
METAL PTS FOR COVERED BUTTONS					
100 U KINGDOM		693		7063	6234
400 U STATES		18918		250305	
		19611		257368	
NAILS TACKS BRASS OR COPPER					
100 U KINGDOM		125		416	6235
400 U STATES		274		4467	
		399		4883	
PATTERNS OF METAL NOT MODELS					
400 U STATES		3343		158272	6236
		3343		158272	
UMBRELLA PARTS EXCEPT FABRIC					
100 U KINGDOM				3189	6237
327 FRANCE				1016	
335 GERMANY		469		10903	
400 U STATES		42037		347444	
		42506		362552	
RIVETS SURRS BRASS OR COPPER					
100 U KINGDOM		95		1982	6238
400 U STATES		13320		113373	
		13415		115355	
SCREWS OF METAL N O P					
100 U KINGDOM		188		2639	6240
400 U STATES		7081		55510	
		7269		58149	
SHOE AND CORSET EYELETS HOOKS					
344 ITALY		1479		7739	6241
400 U STATES		35082		283290	
		36561		291029	
TIPS STUDS FOR CORSET CLASPS					
100 U KINGDOM		60		701	6242
400 U STATES		1370		6591	
		1430		7292	
TRACTION ENGINE MATERIALS					
WIRE FOR SHOE NAILING MACHINES	L8				
100 U KINGDOM			25096	2966	6245
400 U STATES	9800	2233	43115	10642	
	9800	2233	68211	13608	
WIRE NON FERROUS COVERED					
100 U KINGDOM		28266		398831	6247
359 NORWAY				22	
400 U STATES		77442		926130	
		105708		1324983	
WIRE TINREL FOR BRAIOS COROS					
335 GERMANY				7533	6248
400 U STATES		2793		32254	
		2793		39787	

IMPORTS INTO CANADA FOR CONSUMPTION

Articles and Countries from which Imported	MONTH OF NOVEMBER 1950		ELEVEN MONTHS ENDED NOVEMBER 1950		Class Number
	Quantities	Values (\$)	Quantities	Values (\$)	
WIRE STRANDED NON FERROUS					6249
100 U KINGDOM		19126		33612	
400 U STATES		12250		60312	
		31376		93924	
WIRE NON FERROUS N O P					6250
100 U KINGDOM		628		21078	
327 FRANCE				102	
400 U STATES		30375		224135	
		31003		245315	
NON FERROUS METALS AND PRODUCT					6251
100 U KINGDOM		20435		168299	
309 BRAZIL				66	
327 FRANCE				1178	
344 ITALY				231	
347 JAPAN		197		8432	
352 MEXICO				24594	
359 NORWAY				155	
400 U STATES		265242		820812	
		285874		1023767	
PARTS FOR MFR OF SHUTTLES					6252
100 U KINGDOM		148		477	
400 U STATES		12883		120838	
		13031		121315	
HINGES FOR JEWELLERY BOXES					6253
400 U STATES		6795		27463	
		6795		27463	
MATERIALS FOR MFR MINING MACH					6254
400 U STATES		2667		26712	
		2667		26712	
MAGNESIUM SCRAP	LB				6255
METAL POWDER FRICTION MATERIAL					6256
400 U STATES		4041		27052	
		4041		27052	



Articles and Countries from which Imported	MONTH OF NOVEMBER 1950		ELEVEN MONTHS ENDED NOVEMBER 1950		Class Number
	Quantities	Values (\$)	Quantities	Values (\$)	
<u>GROUP 7</u>					
<u>NON METALLIC MINERALS</u>					
ASBESTOS PACKING	LB				7001
100 U KINGDOM	20820	6162	140000	60309	
400 U STATES	20938	12193	166836	104087	
	41758	18355	306836	164396	
ASBESTOS BRAKE LINING FOR AUTO					7002
100 U KINGDOM		2654		52441	
400 U STATES		46889		340502	
		49543		392943	
ASBESTOS MANUFACTURES N O P					7003
100 U KINGDOM		27195		224196	
306 BELGIUM				13187	
400 U STATES		163772		1267256	
		190967		1504639	
ASBESTOS CLUTCH FACINGS AUTO					7004
100 U KINGDOM		560		11580	
400 U STATES		27316		257573	
		27876		269153	
BRAKE LININGS AND FACINGS NOP					7005
100 U KINGDOM		422		18273	
400 U STATES		2190		34086	
		2612		52359	
CHINA CLAY GROUND	CWT				7011
100 U KINGDOM	82654	54009	672412	477651	
400 U STATES	94194	76609	970728	842266	
	176848	130618	1643140	1319917	
FIRE CLAY GROUND	CWT				7012
100 U KINGDOM	7855	3543	32327	14335	
400 U STATES	165175	44902	1293218	362213	
	173030	48445	1325545	376548	
PIPE CLAY GROUND	CWT				7013
400 U STATES	30940	4840	141440	25618	
	30940	4840	141440	25618	
CLAYS N O P GROUND					7014
100 U KINGDOM				4184	
400 U STATES		40156		316339	
		40156		320523	
ZIRCONIUM SILICATE					7015
234 AUSTRALIA				2477	
400 U STATES		1746		70027	
		1746		72504	
ZIRCONIUM OXIDE					7016
400 U STATES		1212		33478	
		1212		33478	
SAGGARS FOR CERAMIC PRODUCTS					7017
400 U STATES		1098		59192	
		1098		59192	
ACTIVATED CLAY TO REFINE OILS					7018
335 GERMANY				1527	
400 U STATES		36777		321633	
		36777		323160	
GROG FOR REFRACTORY MATERIALS	TON				7019
400 U STATES	755	16678	5101	118560	
	755	16678	5101	118560	
BRICK BUILDING	TON				7021
100 U KINGDOM			13	222	
400 U STATES	3898	66741	42597	717042	
	3898	66741	42610	717264	
BRICK FIRE CHROME					7022
400 U STATES		67869		766676	
		67869		766676	
BRICK FIRE MAGNESITE					7023
400 U STATES		44713		396415	
		44713		396415	
BRICK FIRE 90 PER CENT SILICA					7024
400 U STATES		105491		941419	
		105491		941419	
BRICK FIRE 100 DOL THOUSAND					7025
100 U KINGDOM				1505	
400 U STATES		30204		261825	
		30204		263330	
BRICK FIRE FURNACE OR KILN					7026
100 U KINGDOM		21662		152234	
375 SWEDEN				1369	
400 U STATES		277021		3027648	
		298683		3181251	
BRICK FIRE N O P					7027
100 U KINGDOM		34012		228740	
318 DENMARK		5628		6089	
400 U STATES		238459		2007072	
		278099		2241901	
BRICK PAVING	TON				7028
400 U STATES	296	4609	2769	42770	
	296	4609	2769	42770	
BUILDING BLOCKS BUILDING TILE					7029
100 U KINGDOM		60		4678	
400 U STATES		40579		365080	
		40639		369758	
DRAIN PIPES BEWER PIPES N O P					7030
100 U KINGDOM		5203		37252	
400 U STATES		31985		215367	
		37188		252619	

## IMPORTS INTO CANADA FOR CONSUMPTION

Articles and Countries from which Imported	MONTH OF NOVEMBER 1950		ELEVEN MONTHS ENDED NOVEMBER 1950		Class Number
	Quantities	Values (\$)	Quantities	Values (\$)	
DRAIN TILES NOT GLAZED 400 U STATES				133	7031
TILES FOR MOSAIC FLOORING				133	7032
100 U KINGDOM		10258		73984	
306 BELGIUM		947		5856	
317 CZECHO S				555	
327 FRANCE				7391	
344 ITALY		2154		6756	
347 JAPAN		6242		9924	
400 U STATES		10700		159177	
		30301		263643	
EARTHENWARE TILES FOR ROOFING					7033
306 BELGIUM		4205		11438	
400 U STATES		2410		7759	
		6615		19197	
TILES EARTHENWARE N O P					7034
100 U KINGDOM		73469		584898	
306 BELGIUM		721		5147	
317 CZECHO S		2539		15246	
327 FRANCE				2191	
344 ITALY		7777		69404	
347 JAPAN		3279		22388	
352 MEXICO				551	
375 SWEDEN				10	
400 U STATES		31073		246310	
		118858		946145	
CHINA AND PORCELAIN WARE N O P					7043
100 U KINGDOM		2095		21441	
231 HONG KONG		255		406	
313 CHINA		28		117	
318 DENMARK		61		1147	
327 FRANCE		250		1783	
335 GERMANY		403		1310	
344 ITALY		271		471	
347 JAPAN		1007		2684	
372 SPAIN				621	
400 U STATES		3515		32426	
		7885		62406	
DEMIJOHNS CHURNS CROCKS N O P					7045
400 U STATES		2175		22054	
		2175		22054	
TABLEWARE OF CHINA PORCELAIN					7046
100 U KINGDOM		963700		9766568	
231 HONG KONG		2771		27543	
306 BELGIUM				184	
313 CHINA				47	
317 CZECHO S				2642	
318 DENMARK		1378		17391	
326 FINLAND		649		2970	
327 FRANCE		3962		27874	
335 GERMANY		30781		168626	
340 HUNGARY				1744	
344 ITALY		5106		51216	
347 JAPAN		43677		282829	
354 NETHRLNDS		281		1445	
365 POLAND				449	
366 PORTUGAL		466		1040	
375 SWEDEN				109	
376 SWITZRLND				802	
400 U STATES		122443		1244688	
		1175254		11598167	
STONEWARE EARTHENWARE N O P					7047
100 U KINGDOM		51364		488478	
231 HONG KONG		485		10006	
305 AUSTRIA		65		253	
306 BELGIUM				1109	
313 CHINA				1506	
317 CZECHO S				1330	
318 DENMARK		579		5387	
326 FINLAND				100	
327 FRANCE		871		19820	
335 GERMANY		7467		38333	
340 HUNGARY				564	
344 ITALY		15873		81309	
347 JAPAN		17011		140404	
352 MEXICO				678	
354 NETHRLNDS		1283		6169	
366 PORTUGAL				1242	
375 SWEDEN				1252	
376 SWITZRLND				285	
379 TURKEY				300	
400 U STATES		111019		887865	
		206017		1686390	
CHEMICAL STONEWARE ACID RESIST					7048
100 U KINGDOM		1252		9109	
400 U STATES		18574		93170	
		19826		102279	
PORCELAIN RUBBER GLOVE FORMS					7049
400 U STATES				7675	
				7675	
ARTIFICIAL TEETH NOT MOUNTED					7051
100 U KINGDOM		341		22452	
360 ISRAEL				853	
400 U STATES		120921		830452	
		121262		853757	



Articles and Countries from which Imported	MONTH OF NOVEMBER 1950		ELEVEN MONTHS ENDED NOVEMBER 1950		Class Number
	Quantities	Values (\$)	Quantities	Values (\$)	
RATHS BATHTUBS BASINS ETC N O P 100 U KINGDOM 317 CZECHO S 335 GERMANY 347 JAPAN 400 U STATES		56041		428018	7052
		259590		2350923	
CRUCIBLES N O P AND COVERS 100 U KINGDOM 400 U STATES		6711		21873	7053
		11748		70883	
		18459		92756	
INBULATORS ELECTRIC PORCELAIN 100 U KINGDOM 317 CZECHO S 335 GERMANY 400 U STATES		469		8123	7055
		35214		622461	
		35683		633670	
MANUFACTURER OF CLAY N O P 100 U KINGDOM 215 INDIA 400 U STATES		624		5523	7056
		33352		6262	
		33976		390379	
				402164	
BRIQUETTES OF COAL OR COKE 400 U STATES	TON 24104	290222	170934	2064839	7060
	24104	290222	170934	2064839	
ANTHRACITE SCREENINGS OR DUST 400 U STATES	TON		4779	19338	7061
			4779	19338	
ANTHRACITE DOMESTIC SIZES 100 U KINGDOM 207 UN 80 AFR 400 U STATES	TON 7023	87380	209808	2722179	7062
	25	236	262	2026	
	322306	4375732	3055519	41865100	
	329354	4463348	3265589	44589305	
ANTHRACITE SMALLER SIZES N O P 100 U KINGDOM 400 U STATES	TON 7124	75566	154766	1636995	7063
	64010	458471	569720	4364285	
	71134	534037	724486	6001280	
COAL BITUMINOUS AND COAL N O P 100 U KINGDOM 207 UN 80 AFR 381 ALASKA 400 U STATES	TON 20	178	28007	272370	7064
			20	178	
			10	475	
	2504314	12739096	20773895	110567697	
	2504334	12739274	20801932	110840720	
COAL LIGNITE 400 U STATES	TON 2690	12372	5588	26390	7065
	2690	12372	5588	26390	
COAL EXWAREHOUSED SHIPS STORES 400 U STATES	TON 42902	234552	268648	1518180	7066
	42902	234552	268648	1518180	
BENZOL 100 U KINGDOM 317 CZECHO S 400 U STATES	GAL 300839	103790	100	19	7070
	60943	10042	300839	103790	
	361782	113832	665254	115355	
			966193	219164	
COAL TAR CRUDE IN BULK 100 U KINGDOM 400 U STATES	GAL 14715	2007	145427	24134	7071
	295488	36552	5682901	711615	
	310203	38559	5828328	735749	
COAL PITCH 100 U KINGDOM 400 U STATES	CWT 22	73	21776	32184	7072
	91422	112669	289160	370551	
	91514	112742	310936	402735	
CARBOLIC OR HEAVY OIL 100 U KINGDOM 234 AUSTRALIA 400 U STATES	GAL 424183	75619	3152436	615204	7073
	4400	757	7656	1447	
	36867	7924	448133	89552	
	465450	84370	3608225	706203	
COKE PETROLEUM 400 U STATES	TON 33795	633372	277277	5163650	7074
	33795	633372	277277	5163650	
COKE GROUND FOR BATTERIES 400 U STATES	TON 21	1874	181	17667	7075
	21	1874	181	17667	
COKE N O P 100 U KINGDOM 400 U STATES	TON 35144	536542	201	3103	7077
	35144	536542	300707	4852714	
			300908	4855817	
DECANTERS AND TUMBLERS 100 U KINGDOM 306 BELGIUM 317 CZECHO S 335 GERMANY 375 SWEDEN 400 U STATES		223		1352	7079
				10891	
				1900	
				945	
		13		450	
		22497		460356	
		22733		475894	
LAMP CHIMNEYS 100 U KINGDOM 400 U STATES		101		186	7080
		17104		64400	
		17205		64586	
GLASS PLATES FOR OPTICAL MFR 100 U KINGDOM 335 GERMANY 400 U STATES				344	7081
				2210	
		36174		513280	
		36174		515834	
GLASS CARBOYS BOTTLES JARS 100 U KINGDOM		15545		80315	7082

## IMPORTS INTO CANADA FOR CONSUMPTION

Articles and Countries from which Imported	MONTH OF NOVEMBER 1950		ELEVEN MONTHS ENDED NOVEMBER 1950		Class Number
	Quantities	Values (\$)	Quantities	Values (\$)	
225 TRINIDAD				320	
231 HONG KONG				313	
305 AUSTRIA		850		4334	
306 BELGIUM		83		3144	
313 CHINA				10	
317 CZECHOSLOVAKIA		3248		7838	
327 FRANCE		2195		13801	
335 GERMANY		836		6389	
344 ITALY		514		895	
347 JAPAN		852		6411	
354 NETHERLANDS				61	
375 SWEDEN		322		778	
376 SWITZERLAND				609	
400 U.S.A.		347551		3169985	
		371996		3295203	
GLASS TABLEWARE CUT GLASS NON					7083
100 U.K.		24797		217097	
220 BERMUDA				108	
231 HONG KONG				91	
306 BELGIUM		12368		110600	
317 CZECHOSLOVAKIA		20130		109016	
318 DENMARK		996		3816	
327 FRANCE		376		19760	
335 GERMANY		7863		43461	
340 HUNGARY		3135		8527	
344 ITALY		1442		21366	
347 JAPAN		3354		14011	
354 NETHERLANDS		499		5202	
365 POLAND				500	
366 PORTUGAL				427	
375 SWEDEN		5955		36810	
376 SWITZERLAND				305	
388 YUGOSLAVIA				100	
400 U.S.A.		125496		696114	
		206411		1287311	
LAMP BULBS AND TUBING FOR					7084
100 U.K.		1561		3030	
335 GERMANY				1290	
400 U.S.A.		199115		2077236	
		200676		2081556	
GLASS SHADES OR GLOBES					7085
100 U.K.		2472		5451	
306 BELGIUM				485	
344 ITALY				737	
400 U.S.A.		4501		32135	
		6973		38808	
LENSES GLASS NON P					7086
100 U.K.				5489	
327 FRANCE				77	
376 SWITZERLAND				20	
400 U.S.A.		16128		211827	
		16128		217413	
FRESNEL TYPE LENSES GLOBES					7087
100 U.K.				161	
400 U.S.A.		5406		64570	
		5406		64731	
MOULDED SHAPES FOR ELECT FIXT					7088
100 U.K.		2343		5914	
317 CZECHOSLOVAKIA		1421		4778	
327 FRANCE				16	
400 U.S.A.		183652		1336137	
		187406		1346845	
HEAT RESISTING GLASSWARE					7089
100 U.K.		1267		20899	
327 FRANCE				3244	
335 GERMANY				1375	
376 SWITZERLAND		433		3318	
400 U.S.A.		159274		1316877	
		161674		1345713	
COMMON COLOURLESS WINDOW GLASS	SQ FT				7091
100 U.K.	3551028	250733	31413754	2201577	
306 BELGIUM	1449203	101231	11737606	790320	
317 CZECHOSLOVAKIA	1795946	89579	7900087	392331	
327 FRANCE	2809494	130519	4812894	468328	
335 GERMANY			45400	1739	
365 POLAND	35709	2181	59626	3563	
375 SWEDEN	195500	7632	609700	24002	
400 U.S.A.	1496	157	2881428	247514	
	9838376	582032	63460495	4129374	
GLASS FOR PHOTO DRY PLATES					7092
PLATE GLASS NOT OVER 7 SQ FT	SQ FT				7093
100 U.K.	187544	59991	1799196	599406	
306 BELGIUM	54799	18049	136308	46260	
327 FRANCE	3697	1282	8110	3062	
400 U.S.A.	363181	138045	4256660	1614992	
	609221	217367	6200274	2263720	
PLATE GLASS 7 TO 25 SQ FT	SQ FT				7094
100 U.K.	133733	52295	1416020	554284	
306 BELGIUM	97662	39289	439167	166288	
327 FRANCE	3955	1643	17755	7017	
400 U.S.A.	90035	42929	1304941	631486	
	325385	136226	3177883	1359075	
PLATE GLASS NON P	SQ FT				7095
100 U.K.	153260	61370	2016841	774644	
306 BELGIUM	114674	50744	739586	322489	

Articles and Countries from which Imported	MONTH OF NOVEMBER 1950		ELEVEN MONTHS ENDED NOVEMBER 1950		Class Number
	Quantities	Values (\$)	Quantities	Values (\$)	
327 FRANCE 400 U STATES	33034 50519	13083 28686	65297 465106	29163 253312	
GERMAN MIRROR PLATE UNSILVERED 400 U STATES	351487	153883	3286830	1379608	7096
LAMINATED GLASS SHEETS OR MFRS 100 U KINGDOM 400 U STATES		6927 3652		69638 33756	7097
GLASS UNCOLOURED OVER 34 OZ 100 U KINGDOM 306 BELGIUM 317 CZECHO S 327 FRANCE 400 U STATES	80 FT 284472 82789 3888 13832 11725	53659 17883 505 2924 4012	3219973 605186 34601 50832 554315	598794 130952 5298 9191 136875	7098
GLASS SHEETS WIRED 100 U KINGDOM 306 BELGIUM 400 U STATES	80 FT 75680 835 451	17303 117 372	704591 33971 70836	140545 5334 36900	7099
ORNAMENTAL WINDOW GLASS 100 U KINGDOM 306 BELGIUM 317 CZECHO S 327 FRANCE 400 U STATES	80 FT 40573 12984	8701 2828	216405 27274	70219 5732	7111
PAINTED OBSCURED WHITE GLASS 100 U KINGDOM 306 BELGIUM 317 CZECHO S 400 U STATES	80 FT 9806 63363	6547 18076	125610 369990	89237 165906	7112
STAINED OR ORNAMENTAL WINDOWS 100 U KINGDOM 306 BELGIUM 327 FRANCE 344 ITALY 375 SWEDEN 389 IRELAND 400 U STATES		5000 5871 88		4610 2880 21915 442 693 6581 2681	7113
SILVERED GLASS N O P 100 U KINGDOM 306 BELGIUM 317 CZECHO S 327 FRANCE 335 GERMANY 344 ITALY 347 JAPAN 400 U STATES		3605 37 514 209 81 147 1731 39099	651973 327564 45020	106088 47135 6510 275211	7114
GLASS BALLS FOR FIBRES OR YARN 400 U STATES		10408		73614	7120
GLASS TO BE CUT OR MOUNTED 100 U KINGDOM 306 BELGIUM 317 CZECHO S 327 FRANCE 335 GERMANY 366 PORTUGAL 375 SWEDEN 400 U STATES		18972 8002 3551		4044 77275 50502 714 21973 2261 1155 471717	7121
GLASS BLANKS FOR REFLECTORS 400 U STATES		18035		127158	7122
BEADS FOR MFR IMITATION PEARLS 317 CZECHO S 347 JAPAN 400 U STATES		768 14032 14800		166 26655 170545 197366	7123
ARTIFICIAL EYES CONTACT LENSES 100 U KINGDOM 335 GERMANY 400 U STATES		991 1175		753 991 28050	7124
PHOTOGRAPHIC DRY PLATES 100 U KINGDOM 306 BELGIUM 400 U STATES		699 77 5692		12159 458 70834	7125
SPECTACLES EYE GLASS LENSES 100 U KINGDOM 327 FRANCE 344 ITALY 347 JAPAN 376 SWITZRLND 400 U STATES		12 507 835 31107 32461		1384 507 208 220 927 404475 407721	7126
MANUFACTURERS OF GLASS N O P 100 U KINGDOM 231 HONG KONG		3674		45068 533	7127

IMPORTS INTO CANADA FOR CONSUMPTION

Articles and Countries from which Imported	MONTH OF NOVEMBER 1950		ELEVEN MONTHS ENDED NOVEMBER 1950		Class Number
	Quantities	Values (\$)	Quantities	Values (\$)	
306 BELGIUM		725		8519	
313 CHINA				113	
317 CZECHO S		11328		35410	
318 DENMARK		16		190	
327 FRANCE		6835		22722	
335 GERMANY		3102		13379	
344 ITALY		2607		11886	
347 JAPAN		747		11697	
354 NETHRLNDS		53		1462	
375 SWEDEN		1000		2567	
376 SWITZRLND		140		2985	
400 U STATES		131150		1308280	
		161377		1464811	
GLASS WOOL OR FIBRE GLASS	LB				7128
400 U STATES	192394	43058	727944	288066	
	192394	43058	727944	288066	
GLASS BLOCKS					7129
400 U STATES		83353		557053	
		83353		557053	
PLUMBAGO NOT GROUND OR MFRD					7131
217 CEYLON				9885	
352 MEXICO				29138	
400 U STATES		7134		25217	
		7134		64940	
CRUCIBLES PLUMBAGO AND COVERB					7138
100 U KINGDOM		9707		78278	
400 U STATES		5038		71569	
		14745		149847	
PLUMBAGO GROUND AND MFRS NOP					7133
100 U KINGDOM		482		4327	
352 MEXICO				6868	
400 U STATES		29837		285050	
		30319		296245	
ASPHALTUM OR ASPHALT	CWT				7141
100 U KINGDOM	9	87	101	574	
225 TRINIDAO	1590	1431	70156	88112	
400 U STATES	20765	66147	338950	826858	
	22364	67665	409207	915544	
ASPHALTUM OIL FOR PAVING	GAL				7143
400 U STATES			81592	9609	
			81592	9609	
OIL FOR CONCENTRATION OF ORES	GAL				7151
400 U STATES	5677	5013	142563	118993	
	5677	5013	142563	118993	
CRUDE PETROLEUM FOR REFINING	M GAL				7153
225 TRINIDAO			22546	1655943	
303 ARABIA	57288	2490838	592508	26699713	
387 VENEZUELA	101627	7876192	914870	73400111	
400 U STATES	106580	8423162	980665	81231314	
	265495	18790192	2510589	182987081	
PETROLEUM TOPS FOR REFINERS	GAL				7154
225 TRINIDAO	8739839	578588	51237531	3458423	
	8739839	578588	51237531	3458423	
FUEL OIL EXWARE SHIPS STORES	GAL				7156
400 U STATES	1101516	45968	9867692	408873	
	1101516	45968	9867692	408873	
CRUDE PETROLEUM LESS THAN 8155	GAL				7157
CRUDE PETROLEUM N O P	GAL				7158
400 U STATES	4411	408	409270	31498	
	4411	408	409270	31498	
AVIATION GASOLINE	GAL				7161
357 NETH ANT			3771006	826685	
381 ALASKA	11042	2472	382525	107408	
400 U STATES	5350660	1042635	39389256	8130224	
	5361702	1052107	43542787	9064317	
KEROSENE N O P	GAL				7162
357 NETH ANT			3657671	384856	
381 ALASKA	1211	406	76158	16640	
400 U STATES	272458	42408	9332624	1148346	
	273669	42814	13066453	1549842	
ENGINE DISTILLATE 8017 OR OVER	GAL				7163
400 U STATES	23038	3150	151070	21615	
	23038	3150	151070	21615	
GASOLINE UNDER 8036 8P G N O P	GAL				7164
357 NETH ANT			34194965	5271803	
381 ALASKA	59332	13841	1285742	306740	
400 U STATES	18755457	2877266	118298444	18472427	
	18814789	2891807	153779151	24058040	
CASINGHEAD GASOLINE BLENDING	GAL				7165
400 U STATES	2108356	228964	25301548	2825317	
	2108356	228964	25301548	2825317	
LUB OILS UNDER 25C PER GAL	GAL				7166
100 U KINGDOM			348	282	
400 U STATES	752497	143329	8571696	1647476	
	752497	143329	8572044	1647758	
PETRO LUB OILS 25C GAL OR OVER	GAL				7167
100 U KINGDOM	10950	6546	29063	20709	
327 FRANCE			23	151	
376 SWITZRLND			198	236	
381 ALASKA	565	595	24767	24564	
400 U STATES	918815	386715	7568727	3175184	
	924330	393856	7622778	3220844	
OILS MINERAL N O P	GAL				7168
400 U STATES	117323	169886	1173185	1164730	
	117323	169886	1173185	1164730	

Articles and Countries from which Imported	MONTH OF NOVEMBER 1950		ELEVEN MONTHS ENDED NOVEMBER 1950		Class Number
	Quantities	Values (\$)	Quantities	Values (\$)	
STOVE OIL NO 1 FUEL OIL	GAL				7171
357 NETH ANT	4155898	445203	37742563	3940864	
381 ALASKA	4677	827	1420963	258401	
387 VENEZUELA			6260830	605824	
400 U STATES	5586403	671913	27279664	3371692	
	9746978	1117943	72704020	8176781	
LIGHT FUEL OILS NOS 2 AND 3	GAL				7172
357 NETH ANT	2164550	197116	31583635	2895245	
387 VENEZUELA	12689590	1199459	12689590	1199459	
400 U STATES	16689773	1686497	90865902	9295943	
	31543913	3083072	135139127	13390647	
HEAVY FUEL OILS NOS 4 5 AND 6	GAL				7173
100 U KINGDOM			743550	58664	
225 TRINIDAD			3502121	182578	
306 BELGIUM			101212	7085	
314 COLOMBIA			2808401	194205	
357 NETH ANT	12676345	637823	35472568	1850406	
381 ALASKA	4417	399	13167	960	
387 VENEZUELA	6620971	365432	56480692	3121945	
400 U STATES	10297747	803264	138489575	8001803	
	29599480	1806918	237611286	13417646	
DIESEL FUEL	GAL				7174
314 COLOMBIA			152664	16869	
357 NETH ANT			7496721	653604	
381 ALASKA	6172	1027	230439	37306	
387 VENEZUELA			4059774	378960	
400 U STATES	1749937	182759	48555102	5007981	
	1756109	183786	60494700	6094720	
TRACTOR FUEL	GAL				7175
400 U STATES			11180	1713	
			11180	1713	
PETROL GREASE LUBRICATING NOP	LB				7181
100 U KINGDOM	3664	552	15655	2844	
381 ALASKA	444	72	78881	11286	
400 U STATES	1129234	105698	11461024	965474	
	1133342	106322	11555560	979604	
PETROL JELLIES TOILET MEDICINE					7182
231 HONG KONG				182	
400 U STATES		41876		575569	
		41876		575751	
PARAFFINE WAX	LB				7183
354 NETHRLNDS			6000	1291	
400 U STATES	3254886	239477	26061827	1928315	
	3254886	239477	26067827	1929606	
CANDLES PARAFFINE WAX	LB				7184
400 U STATES	21097	6599	169962	57737	
	21097	6599	169962	57737	
PRODUCTS OF PETROLEUM N O P	GAL				7185
100 U KINGDOM			360	329	
225 TRINIDAD	101460	88042	108843	92626	
381 ALASKA	3135	1271	18743	7671	
400 U STATES	304860	145536	2405208	1141449	
	409455	234849	2533154	1242075	
LIQUEFIED PETROLEUM GASES	LB				7186
400 U STATES	15024082	215568	142191083	2055592	
	15024082	215568	142191083	2055592	
NAPHTHA INCL SOLVENT NAPHTHA	GAL				7187
100 U KINGDOM			700	435	
400 U STATES	519500	111328	5111073	1089736	
	519500	111328	5111773	1090171	
ARTIFICIAL ABRASIVE GRAINS					7191
400 U STATES		157438		1758104	
		157438		1758104	
DIAMONDS BLACK BORT FOR BORERS	CARAT				7192
100 U KINGDOM	2910	15954	97236	472892	
204 S RHOD	18	110	18	110	
207 UN 80 AFR	11704	57135	145771	669227	
210 G COAST	756	3584	1220	7064	
221 B GUIANA			68	558	
306 BELGIUM			232	3491	
307 BEL CONGO			225	1401	
309 BRAZIL	43	303	1759	13782	
354 NETHRLNDS	3828	15924	12889	68731	
400 U STATES	87440	517860	834594	4371445	
	106699	610870	1094012	5608701	
DIATOMACEOUS EARTH	CWT				7193
100 U KINGDOM			21	89	
400 U STATES	39827	62929	337360	553405	
	39827	62929	337381	553494	
EMERY IN BULK					7194
100 U KINGDOM				168	
400 U STATES		17597		100832	
		17597		101000	
GRINDING WHEELS BONDED					7195
100 U KINGDOM		1697		10926	
344 ITALY				482	
375 SWEDEN				2797	
400 U STATES		110216		835721	
		111913		849926	
GRINDING STONER BLOCKS BONDED					7196
100 U KINGDOM		942		2078	
400 U STATES		3558		94550	
		4500		96628	
EMERY ART ABRASIVE WFRS N O P					7197
100 U KINGDOM		154		459	
306 BELGIUM				176	
344 ITALY		771		1010	

## IMPORTS INTO CANADA FOR CONSUMPTION

Articles and Countries from which Imported	MONTH OF NOVEMBER 1950		ELEVEN MONTHS ENDED NOVEMBER 1950		Class Number
	Quantities	Values (\$)	Quantities	Values (\$)	
400 U STATES		1 4702		1 11964	
GRINDSTONES 36 INCHES OR OVER	NO	1 5627		1 13609	7198
100 U KINGDOM			40	3401	
400 U STATES	14	3311	289	26227	
GRINDSTONES N O P	14	3311	329	29628	
100 U KINGDOM	NO				7199
400 U STATES	94	561	333	341	
PUMICE PUMICE STONE LAVA TUFFA	94	561	723	4828	
344 ITALY		3931		7566	7200
400 U STATES		9811		109305	
SANDPAPER EMERY PAPER CLOTH		13742		116871	
100 U KINGDOM		617		3082	7201
400 U STATES		5536		37910	
BUILDING STONE N O P		6153		40992	
100 U KINGDOM	CWT		4974	4416	7210
400 U STATES	23406	15552	166988	119344	
GRANITE ROUGH	23406	15552	171962	123760	
326 FINLAND		1720		16116	7215
375 SWEDEN		9896		51041	
400 U STATES		10635		66045	
GRANITE SAWN		22251		134002	
326 FINLAND				5051	7216
375 SWEDEN		3344		4645	
400 U STATES		3638		27137	
GRANITE MANUFACTURES		6982		36833	
100 U KINGDOM				867	7218
326 FINLAND		4922		13524	
375 SWEDEN		20889		86092	
400 U STATES		1147		12539	
GYPSUM		26958		113022	
100 U KINGDOM	TON				7221
400 U STATES	21	612	145	4157	
LIME	91	2907	641	18825	
100 U KINGDOM	112	3519	786	22982	7223
400 U STATES			2844	4339	
PLASTER OF PARIS WALL PLASTER	28273	16164	262681	147338	
100 U KINGDOM	28273	16164	265525	151677	7224
400 U STATES			123	248	
CEMENT PORTLAND WATER LIME	73455	60269	415837	385922	
100 U KINGDOM	73455	60269	415960	386170	7225
400 U STATES					
CEMENT MANUFACTURES N O P	CWT				
100 U KINGDOM	252512	185627	2657953	1696449	7226
306 BELGIUM	66133	46115	218867	153087	
314 COLOMBIA	47000	55125	47000	55125	
318 DENMARK	3527	5188	9692	14389	
327 FRANCE	560	1071	560	1071	
335 GERMANY	33748	24753	43118	35238	
381 ALABKA			6	17	
400 U STATES	247930	273899	1556446	1607891	
CEMENT MANUFACTURES N O P	651410	591778	4533642	3563267	
100 U KINGDOM		49		8370	7227
335 GERMANY				221	
400 U STATES		7082		78479	
WHITE PORTLAND CEMENT CLINKER		7131		87070	
400 U STATES	CWT				
MARBLE ROUGH	16106	15693	143578	141517	7229
306 BELGIUM	16106	15693	143578	141517	
327 FRANCE				2482	7231
344 ITALY		6821		2850	
363 PERU				93459	
366 PORTUGAL				1821	
388 YUGO SLAV				771	
400 U STATES		6605		1550	
MARBLE SAWN		13426		16752	
306 BELGIUM				119685	7232
344 ITALY		2361		7189	
400 U STATES		14386		2826	
MARBLE FOR TOMBSTONES		3045		59636	
344 ITALY		19792		37970	
400 U STATES				104795	7233
MARBLE MANUFACTURES N O P		6953		63116	
100 U KINGDOM				809	7234
306 BELGIUM		1879		2826	
317 CZECHOS				28	
344 ITALY		14585		64394	
375 SWEDEN				5255	
400 U STATES		1372		23890	
MARBLE ORNAMENTAL FOR CHURCHES		17836		97202	
327 FRANCE				6543	7235
344 ITALY		2450		47569	

IMPORTS INTO CANADA FOR CONSUMPTION

Articles and Countries from which Imported	MONTH OF NOVEMBER 1950		ELEVEN MONTHS ENDED NOVEMBER 1950		Class Number
	Quantities	Values (\$)	Quantities	Values (\$)	
ROOFING SLATE	400 U STATES			53	
		2450		54165	
	100 U KINGDOM	82	82	896	7241
	366 PORTUGAL	148	148	869	
	400 U STATES	88	1052	28606	
		318	1282	30371	
SLATE MANUFACTURES	N O P				7243
	100 U KINGDOM			1458	
	344 ITALY			2655	
	347 JAPAN			1576	
	366 PORTUGAL	1587		10001	
	400 U STATES	2004		39421	
		3591		55111	
BURRSTONES IN BLOCKS	N O				7251
	400 U STATES		49	1134	
CHALK CLIFF STONE	MICA SCHIST		49	1134	7252
	100 U KINGDOM	356		492	
	335 GERMANY	1367		3271	
	400 U STATES	1066		10679	
		2789		14442	
CHALK PREPARED					7253
	100 U KINGDOM	361		881	
	400 U STATES	347		5478	
		708		6359	
CURLING STONES AND HANDLES	PAIR				7254
	100 U KINGDOM	145	5627	1752	62926
	400 U STATES	1	21	2	46
		146	5648	1754	62972
FELDSPAR CRUDE ONLY	CWT				7255
	400 U STATES	20	37	30	59
		20	37	30	59
FELDSPAR GROUND	CWT				7256
	400 U STATES	100	154	2799	3571
		100	154	2799	3571
FLINT AND GROUND	FLINT STONE				7257
	306 BELGIUM		2440	4221	
	318 DENMARK		7718	11216	
	327 FRANCE		400	555	
	400 U STATES	750	2181	7198	12362
		750	2181	17756	28354
FLUORSPAR	CWT				7258
	100 U KINGDOM	112	270	1876	15488
	335 GERMANY			1105	2198
	352 MEXICO			11580	10528
	400 U STATES	2447	5838	16039	36594
		2559	6108	30600	64808
GANISTER	CWT				7259
	400 U STATES			2555	1517
				2555	1517
MAGNESITE CALCINED DEAD BURNED	CWT				7262
	100 U KINGDOM	1100	4929	12760	62599
	215 INDIA			695	4732
	400 U STATES	15505	89115	98990	465006
		16605	94044	112445	532337
PHOSPHATE ROCK	CWT				7263
	328 FR AFRICA			10000	13250
	357 NETH ANT			179200	128181
	400 U STATES	1152079	340183	9215573	3017906
		1152079	340183	9404773	3159337
SILICA SAND	CWT				7264
	100 U KINGDOM			2453	3312
	306 BELGIUM			70300	5699
	400 U STATES	1143160	169065	10362289	1443387
		1143160	169065	10435042	1452398
SAND AND GRAVEL	N O P				7265
	400 U STATES	27804	21684	176107	185683
		27804	21684	176107	185683
BILEX OR CRYSTALLIZED QUARTZ	CWT				7266
	309 BRAZIL	8	6675	188	30469
	400 U STATES	43133	22336	445640	302234
		43141	29011	445828	332703
STONE REFUSE	TON				7267
	400 U STATES	384	802	1500	3923
		384	802	1500	3923
TALC OR SOAPSTONE	CWT				7268
	323 EL SALVD			100	177
	327 FRANCE	441	824	709	1259
	344 ITALY	5864	13136	16552	36460
	400 U STATES	18014	27079	149584	228415
		24319	41039	166945	266311
WHITING GILDERB	PARIS WHITE				7269
	100 U KINGDOM	21407	12926	77619	51167
	306 BELGIUM	900	493	8632	4747
	327 FRANCE	10200	3366	27315	9395
	400 U STATES	36995	46712	275529	349027
		69502	63497	389095	414336
STONE AND MANUFACTURES	N O P				7270
	100 U KINGDOM		529		1339
	318 DENMARK				505
	344 ITALY		4499		37632
	400 U STATES		64784		413981
			69812		453457
ROOFING GRANULES	CWT				7271
	400 U STATES	122033	96456	1811363	1510309
		122033	96456	1811363	1510309

## IMPORTS INTO CANADA FOR CONSUMPTION

Articles and Countries from which Imported	MONTH OF NOVEMBER 1950		ELEVEN MONTHS ENDED NOVEMBER 1950		Class Number		
	Quantities	Values (\$)	Quantities	Values (\$)			
STONE CRUSHED	400 U STATES	TON	1293	6255	34838	58857	7272
BARYTES	100 U KINGDOM 335 GERMANY 344 ITALY 400 U STATES	CWT	2980	2936	975	3077	7281
CARBONS 3 TO 35 INCHES CIRCUM	100 U KINGDOM 400 U STATES		4580	5871	40154	67422	7282
CARBONS OVER 35 INCHES CIRCUM	400 U STATES			19258		103683	7283
ELECTRIC LIGHT CARBONS N O P	100 U KINGDOM 335 GERMANY 400 U STATES	LB	12152	13720	190116	112843	7284
CRAYONS	100 U KINGDOM 327 FRANCE 335 GERMANY 376 SWITZRLNO 400 U STATES			218		8510	7285
DIAMONDS UNRET	100 U KINGDOM 207 UN SO AFR 306 BELGIUM 327 FRANCE 354 NETHRLNDS 360 ISRAEL 376 SWITZRLND 400 U STATES	CARAT	973	133111	10521	1067631	7286
EARTHS CRUDE ONLY	400 U STATES					82	7287
FOUNDRY FACINGS OF ALL KINDS	400 U STATES			3947		51973	7288
FULLERS EARTH IN BULK ONLY	100 U KINGDOM 400 U STATES			8101		109017	7289
GAS IMPORTED BY PIPE LINE	400 U STATES	M FT	577824	185908	3214752	1138383	7290
INSULATORS ELECTRIC N O P	100 U KINGDOM 376 SWITZRLND 400 U STATES			1308		3433	7291
MAGNESIA PIPE COVERING	100 U KINGDOM 400 U STATES			3900		10128	7292
MICA AND MANUFACTURES N O P	100 U KINGDOM 215 INDIA 304 ARGENTINA 309 BRAZIL 400 U STATES			221		12606	7293
MINERAL WOOL N O P	400 U STATES	LB	21547	9279	206022	66084	7294
SALT TABLE	400 U STATES	CWT	21547	9279	206022	66084	7295
SALT FOR FISHERIES	224 JAMAICA 227 BAHAMAS 344 ITALY 366 PORTUGAL 372 SPAIN 400 U STATES	CWT	189449	67189	1116462	383652	7296
SALT IN BULK N O P	335 GERMANY 400 U STATES	CWT	289093	89219	2735109	824187	7297
SALT IN BAGS BARRELS	100 U KINGDOM 400 U STATES	CWT	289093	89219	2807054	846550	7298
SULPHUR AND BRIMSTONE	400 U STATES	CWT	21526	18440	187356	164460	7299
MINERAL SUBSTANCES N D P	100 U KINGDOM 204 S RHOD 207 UN SO AFR		44765	31720	224287	178005	7300
			66291	50160	411643	342465	7301
			1590913	1480884	7380334	7263454	
			1590913	1480884	7380334	7263454	
				9789		36052	
						180168	
						214145	



IMPORTS INTO CANADA FOR CONSUMPTION

Articles and Countries from which Imported	MONTH OF NOVEMBER 1950		ELEVEN MONTHS ENDED NOVEMBER 1950		Class Number
	Quantities	Values (\$)	Quantities	Values (\$)	
306 BELGIUM		506		4238	
313 CHINA				638	
317 CZECHO S				76	
327 FRANCE				163	
344 ITALY		8153		27541	
354 NETHRLNDS		388		1860	
400 U STATES		286652		2349838	
		305488		2814719	
VERMICULITE CRUDE					7302
207 UN 80 AFR		14222		61281	
400 U STATES		31347		183965	
		45569		245246	
ASPHALT TILE FOR FLOORING	80 FT				7303
400 U STATES		125355	1572960	159485	
		125355	11005	159485	



Articles and Countries from which Imported	MONTH OF NOVEMBER 1950		ELEVEN MONTHS ENDED NOVEMBER 1950		Class Number
	Quantities	Values (\$)	Quantities	Values (\$)	
<b>GROUP 8</b>					
<b>CHEMICALS AND ALLIED PRODUCTS</b>					
ACID BORACIC 25 LBS OR OVER 400 U STATES	LB 278200	14327	3368955	177662	B001
	278200	14327	3368955	177662	
ACID HYDROFLUOSILICIC 400 U STATES	LB 9305	808	100178	8900	B002
	9305	808	100178	8900	
ACID MURIATIC 400 U STATES	LB 543358	6561	5600126	65948	B003
	543358	6561	5600126	65948	
ACID NITRIC 400 U STATES	LB 33600	1748	263480	14315	B005
	33600	1748	263480	14315	
ACID PHOSPHORIC 400 U STATES	LB 63062	3477	547516	32173	B006
	63062	3477	547516	32173	
ACID SALICYLIC ACETYL SALICYLIC 100 U KINGDOM 400 U STATES	LB 11200 6265	5239 2866	157584 340364	81548 175917	B007
	17465	8105	497948	257465	
ACID SULPHURIC 400 U STATES	LB 654	37	661631	8103	B008
	654	37	661631	8103	
ACID LACTIC 100 U KINGDOM 354 NETHRLNDS 400 U STATES	LB 55657 8788	10665 2583	125693 25004	22152 7425	B009
	30779	7197	184447	46091	
	95224	20445	335144	75668	
ACID NICOTINIC 400 U STATES	LB		8205	29720	B010
			8205	29720	
ACID ACETIC AND PYROLIGNEOUS 400 U STATES	GAL 191	219	4614	4918	B012
	191	219	4614	4918	
ACID CITRIC 100 U KINGDOM 306 BELGIUM 335 GERMANY 354 NETHRLNDS 400 U STATES	LB 309954 78400	77022 19642	1891425 550477	488628 141293	B013
	14105	3573	276493	77109	
	402459	100237	2744849	713328	
ACID CRESYLIC 100 U KINGDOM 400 U STATES	LB 86748	5491	306412	19253	B015
	59794	9289	125739	16962	
	146542	14780	432151	36215	
XANTHATES FOR DRES 306 BELGIUM 400 U STATES	LB 452393	95078	5352194	1345122	B016
	452393	95078	5385549	1354498	
ACID OXALIC 100 U KINGDOM 354 NETHRLNDS 400 U STATES	LB 53760	9150	165760	28282	B017
	102375	11644	592769	75778	
	156135	20794	769552	105320	
ACID TANNIC 100 U KINGDOM 336 GREECE 376 SWITZRLNO 400 U STATES	LB 11200	7308	30440	18868	B020
	1653	1610	339720	27902	
	1509	1896	5509	5565	
	14362	10814	397438	28384	
TARTARIC ACID CRYSTAL OR POWD 100 U KINGDOM 344 ITALY 400 U STATES	LB 15680	3807	417948	104586	B021
	126852	30884	289458	63384	
	30100	11289	39369	15752	
	172632	45980	746775	183722	
ACIDS N O P 100 U KINGDOM 363 PERU 400 U STATES	LB 28125	10963	217773	55916	B022
	134474	46315	10695	2007	
	162599	57278	2234166	462884	
			2462634	520807	
ACID ARSENIC 400 U STATES	LB 411943	18930	2011362	95869	B023
	411943	18930	2011362	95869	
ACID ASCORBIC 400 U STATES	LB 3142	28739	11883	101389	B024
	3142	28739	11883	101389	
ACIO FORMIC 327 FRANCE 354 NETHRLNDS 400 U STATES	LB 2235	322	22440	3867	B025
	2235	322	128413	13889	
			544892	73528	
			695745	91284	
ACID CHROMIC 100 U KINGDOM 335 GERMANY 400 U STATES	LB 17920	4122	241584	55900	B026
	10000	2742	3969	954	
	27920	6864	476975	129452	
			722528	186306	
ACID CARBOLIC OR PHENOL 100 U KINGDOM 400 U STATES	LB 780290	126920	112224	15848	B027
	780290	126920	7055820	1025178	
			7168044	1041026	
AMYL ALCOHOL OR FUSEL OIL 400 U STATES	GAL 6316	10200	66885	94015	B032
	6316	10200	66885	94015	

## IMPORTS INTO CANADA FOR CONSUMPTION

Articles and Countries from which Imported	MONTH OF NOVEMBER 1950		ELEVEN MONTHS ENDED NOVEMBER 1950		Class Number
	Quantities	Values (\$)	Quantities	Values (\$)	
BUTYL ALCOHOL 400 U STATES	LB 228664	28214	1451928	180508	8034
METHYL ETHYL KETONE 400 U STATES	LB 228664	28214	1451928	180508	8035
ETHYL AND METHYL ALCOHOL 100 U KINGDOM 400 U STATES	P GAL 709 48022	176 12703	4216 569909	1147 124775	8036
RUM TO BE DENATURED 221 B GUIANA 224 JAMAICA 400 U STATES	P GAL 965 251 805	1307 332 1057	1940 2988 2051	2642 3134 2517	8037
ISOPROPYL ALCOHOL 400 U STATES	GAL 2021	2696	6979	8293	8038
CELLULOSE NITRATE FOR MFRS 100 U KINGDOM 344 ITALY 376 SWITZRLND 400 U STATES	GAL 24176	11427	202119	86562	8040
CELLULOSE MANUFACTURES N O P 100 U KINGDOM 231 HONG KONG 234 AUSTRALIA 327 FRANCE 344 ITALY 347 JAPAN 375 SWEDEN 376 SWITZRLND 400 U STATES		19980 2642 46058 68680		141480 21345 1617 675663 840105	8041
PYROXYLIN MANUFACTURES N O P 100 U KINGDOM 231 HONG KONG 327 FRANCE 335 GERMANY 347 JAPAN 376 SWITZRLND 400 U STATES		36214 16 643 184419 221292		486478 204 33 4319 157 2815 8585 1013 1523792 2027396	8043
CELLULOSE REGENERATED SHEETS 100 U KINGDOM 400 U STATES		2280 61 95996 98337		20294 305 91 428 1917 87 740043 763165	8044
CELLULOSE ACETATE FOR MFRS 100 U KINGDOM 400 U STATES		14670 7570 22240		121976 89817 211793	8045
CELLULOSE ACETATE PHOTO FILM 400 U STATES		48698 48698		3867 375101 378968	8046
COLLOIDION FOR FILMS ENGRAVERS 400 U STATES	GAL 39	546	227	2042	8047
PYROXYLIN FOR IM LEATHER 400 U STATES		39 546	227	2042	8048
MOULDING COMPOSITION CELLULOSE 100 U KINGDOM 400 U STATES				301 692891 693192	8049
INTERLINED SHEET 8TDC 400 U STATES		5284 5284		41683 41683	8050
CAFFEINE AND SALTS 100 U KINGDOM 335 GERMANY 400 U STATES	LB 5000	17908	2800 1212 9006	15554 4006 32596	8052
COCAINE 100 U KINGDOM 327 FRANCE 400 U STATES	OZ 704	17908	13018	52156	8053
CODEINE AND SALTS 100 U KINGDOM 335 GERMANY	OZ 17759	83680	101409 500	524592 2412	8054
MORPHINE 100 U KINGDOM	OZ 125	735	5701	36839	8055
OPIUM 100 U KINGDOM	LB 125	735	5701	36839	8057
QUININE SALTS 308 BOLIVIA 354 NETHRLNDS 400 U STATES	OZ 1056	608	220 220	3229 3229	8059
STRYCHNINE AND SALTS 100 U KINGDOM	OZ 3316	1426	7933 5600 44529	4256 3558 27419	8060
PREPARATIONS WEED KILLING 400 U STATES	OZ 94700	94700	58062	35233	8069
		94700	9640	8665	
		94700	9640	8665	
		94700	2892131	2892131	
		94700	2892131	2892131	

IMPORTS INTO CANADA FOR CONSUMPTION

Articles and Countries from which Imported	MONTH OF NOVEMBER 1950		ELEVEN MONTHS ENDED NOVEMBER 1950		Class Number	
	Quantities	Values (\$)	Quantities	Values (\$)		
NICOTINE AND SALT FOR SPRAYING 400 U STATES	LB 3286	2404	69231	70424	8070	
CHLOROPICRIN INSECTICIDES 400 U STATES	3286	2404	69231	70424	8071	
SPRAYS IN PKGS NOT OVER 3 LBS 100 U KINGDOM 400 U STATES		5967		209277	8072	
DIBINFECTANTS DIPS SPRAYS NDP 100 U KINGDOM 327 FRANCE 335 GERMANY 354 NETHRLNDS 363 PERU 376 SWITZRLNO 400 U STATES		5189 12319 17508		57587 360371 417958	8073	
MEDICINAL PREPARATIONS DRY 100 U KINGDOM 231 HONG KONG 234 AUSTRALIA 236 NEW ZEAL 304 ARGENTINA 306 BELGIUM 313 CHINA 327 FRANCE 335 GERMANY 347 JAPAN 354 NETHRLNDS 376 SWITZRLNO 400 U STATES		65598 10442 7930 1808 325958		281710 20104 30708 8957 11850 37919 3487113 3878361	8074	
MEDICINAL PREPARATIONS LIQUID 100 U KINGDOM 231 HONG KONG 234 AUSTRALIA 327 FRANCE 352 MEXICO 354 NETHRLNDS 376 SWITZRLNO 400 U STATES		1761 67 11695 808 261711 276042		43744 4505 2637 48120 111 1675 33393 1586881 1721066	8075	
MEDICINAL PREPARATIONS OTHER 100 U KINGDOM 231 HONG KONG 327 FRANCE 400 U STATES		176 844 3390 4410		692 603 2474 37585 41354	8076	
MEDICATED WINES UNDER 40 PROOF 100 U KINGDOM 231 HONG KONG 366 PORTUGAL	GAL		20 700 1200 1920	111 4757 6229 11167	8077	
MENTHOL NATURAL OR SYNTHETIC 231 HONG KONG 234 AUSTRALIA 309 BRAZIL 313 CHINA 400 U STATES		37746 37746		7176 2717 147108 5472 260050 422523	8078	
PAPPAINE 203 B E AFR 400 U STATES		2409 2615 5024		6418 9977 16395	8079	
SPIRITS AND STRONG WATERS 100 U KINGDOM 231 HONG KONG 327 FRANCE 400 U STATES	GAL	118 303 151 454	332 6551 595 2447 9925	3625 40801 6114 39725 90265	8081	
EXTRACT OF CASCARA SAGRADA 400 U STATES				6959 6959	8082	
PENICILLIN AND PRODUCTS 100 U KINGDOM 318 DENMARK 400 U STATES		98299 98299		8814 103 1337131 1346048	8083	
STREPTOMYCIN AND PRODUCTS 100 U KINGDOM 400 U STATES		5893 5893		2596 117613 120209	8084	
ANILINE DYES 1 LB OR OVER 100 U KINGDOM 327 FRANCE 335 GERMANY 376 SWITZRLND 400 U STATES	LB	78599 4240 14676 66402 447533 611450	110924 5157 21340 147946 560849 846216	870672 22298 38274 409335 4141402 5481981	992524 25911 52005 1017540 5235776 7323756	8091
ANILINE AND COAL TAR DYES NOP 100 U KINGDOM 400 U STATES	LB	40 20070 20110	73 35786 35859	25337 141082 166419	18193 247078 265271	8092

## IMPORTS INTO CANADA FOR CONSUMPTION

Articles and Countries from which Imported	MONTH OF NOVEMBER 1950		ELEVEN MONTHS ENDED NOVEMBER 1950		Class Number
	Quantities	Values (\$)	Quantities	Values (\$)	
ANILINE OIL CRUDE 400 U STATES	LB		2029	365	8093
			2029	365	
ANILINE SALTS AND ALIZARIN 100 U KINGDOM	LB	1745	43417	25056	8094
335 GERMANY		467	1800	3657	
400 U STATES		2541	15845	6173	
		4286	61062	34886	
COAL TAR BASE DR SALT FOR DYES 100 U KINGDOM	LB	2240	40409	26924	8095
327 FRANCE		607	1000	850	
335 GERMANY		70560	195183	81244	
354 NETHRLNOS			5367	3365	
376 SWITZRLND		820	20711	146667	
400 U STATES		143078	1047986	1020422	
		216698	1310656	1279472	
CAMWOOD AND SUMAC AND EXTRACT 400 U STATES	CWT	73	1535	11961	8103
		73	780	11961	
CHEM COMP FOR DYEING TANNING 100 U KINGDOM	CWT	4203	66563	20968	8104
234 AUSTRALIA			521	3233	
306 BELGIUM			1	221	
335 GERMANY		11	1408	15095	
354 NETHRLNOS		661	992	6973	
376 SWITZRLNO		20	515	70454	
400 U STATES		12235	149301	654152	
		17130	173706	1130848	
INDIGO INOIGO PASTE OR EXTRACT 100 U KINGDOM	CWT	253	2154	129628	8106
400 U STATES			159	6130	
		253	2313	135758	
IRON AND RED LIQUOR FOR DYEING 335 GERMANY	CWT	3	3	517	8107
400 U STATES		154	654	6976	
		157	657	7493	
LOGWOOD AND FUSTIC EXTRACT 100 U KINGDOM	CWT		109	2771	8109
224 JAMAICA			52	2089	
400 U STATES		162	797	27301	
		162	958	32161	
QUEBRACHO EXTRACT 100 U KINGDOM	CWT	1272	3818	42694	8111
304 ARGENTINA		11163	81415	710339	
362 PARAGUAY		2772	19899	168662	
400 U STATES		195	13839	133309	
		15402	118971	1055004	
TERRA JAPONICA GAMBIEER CUTCH 100 U KINGDOM	CWT	131	2528	25980	8113
215 INDIA			258	3010	
400 U STATES			578	9249	
		131	3364	38239	
TURMERIC 215 INDIA	CWT	272	980	19093	8114
224 JAMAICA			56	348	
400 U STATES		1	79	848	
		273	1115	20289	
NON EDIBLE SEEDS BEANS NUTS 100 U KINGDOM	CWT	112	218	940	8115
224 JAMAICA			515	1564	
379 TURKEY			2205	5858	
400 U STATES		197	2118	19180	
		309	5056	27542	
CHESTNUT EXTRACT 327 FRANCE	CWT	1642	2985	26788	8116
344 ITALY		2211	7725	70816	
400 U STATES		50	22730	180717	
		3903	33440	278321	
SPRUCE EXTRACT 400 U STATES	CWT	801	3383	15861	8117
		801	3383	15861	
MYROBALAN EXTRACT 215 INDIA	CWT		682	1789	8118
400 U STATES			1119	4310	
			1801	6099	
WATTLE EXTRACT 203 S E AFR	CWT	268	268	1530	8119
207 UN SO AFR		1671	19108	107086	
400 U STATES		180	180	2256	
		2119	19556	110872	
HEMLOCK EXTRACT 400 U STATES	CWT	449	1956	13507	8120
		449	1956	13507	
EXTRACTS M O P OYEING TANNING 100 U KINGDOM	CWT		29	320	8121
234 AUSTRALIA			546	3925	
363 PERU			472	1954	
375 SWEDEM		112	112	642	
400 U STATES		2681	12629	75042	
		2793	13788	81883	
BINITROTOLUOL FOR EXPLOSIVES 400 U STATES	LB		96424	9932	8131
			96424	9932	
NITRATE COMPOUNDS NOP FOR EXPL 100 U KINGDOM	LB		4750	635	8132
400 U STATES		187014	642462	65304	
		187014	647219	65939	

IMPORTS INTO CANADA FOR CONSUMPTION

Articles and Countries from which Imported	MONTH OF NOVEMBER 1950		ELEVEN MONTHS ENDED NOVEMBER 1950		Class Number
	Quantities	Values (\$)	Quantities	Values (\$)	
BLASTING AND MINING POWDER 400 U STATES	LB 40000	6467	67000	10522	8133
DYNAMITE AND NITRO GLYCERINE 400 U STATES	LB 50	292	42741	15951	8134
FIREWORKS FIRECRACKERS 100 U KINGDOM 231 HONG KONG 313 CHINA 335 GERMANY 347 JAPAN 400 U STATES		1059 1883		40120 39653 45541 283 1460 17739	8135
FUSE NON METALLIC 400 U STATES		3730		144796	8136
GUN RIFLE SPORTING POWDER 100 U KINGDOM 359 NORWAY 400 U STATES	LB 15062	11875	92035 1322	24814 1114 118355	8137
EXPLOSIVES N O P 100 U KINGDOM 400 U STATES	LB 252937	70448	250510	144283	8138
AMMONIA SULPHATE 400 U STATES	CWT 41	402	1933	6509	8151
BLAST FURNACE SLAG BASIC SLAG 400 U STATES	CWT 45144	5155	1933	6509	8152
POTASH MANURE SALTS 400 U STATES	CWT 4505	3887	640443	69441	8154
POTASH MURIATE OF CRUDE 306 BELGIUM 327 FRANCE 335 GERMANY 400 U STATES	CWT 15000	22476	45765	33580	8155
POTASH BULPHATE OF CRUDE 327 FRANCE 400 U STATES	CWT 6000	11247	29982	61344	8156
SODA NITRATE OR CUBIC NITRE 100 U KINGDOM 312 CHILE 400 U STATES	CWT 800	2161	403522	697588	8157
SUPERPHOSPHATE ACID PHOSPHATE 328 FR AFRICA 354 NETHRLNDS 400 U STATES	CWT 157400	263074	1039576	1255885	8158
FERTILIZERS COMPOUNDED N O P 100 U KINGDOM 327 FRANCE 354 NETHRLNDS 400 U STATES	CWT 800	420	1849209	2714372	8159
FERTILIZERS UNMANUFACTURED N O P 100 U KINGDOM 400 U STATES	CWT 50727	133380	18917	35816	8160
LITHARGE 100 U KINGDOM 400 U STATES	CWT 622	11069	155181	308594	8171
LEAD RED DRY ORANGE MINERAL 100 U KINGDOM 400 U STATES	LB 31920	6294	11247	272778	8172
LEAD WHITE DRY 400 U STATES	LB 60000	8371	10707	193217	8173
LEAD WHITE GROUND IN OIL 100 U KINGDOM 400 U STATES	LB 1060	265			8174
LAMP BLACK 400 U STATES	LB 31802	8357	400	84	8180
ANTIMONY OXIDE TITANIUM OXIDE 100 U KINGDOM 400 U STATES	LB 31802	8357	1460	349	8181
CARRON BLACK 400 U STATES	LB 4823285	329975	524135	67039	8182
ROSE BLACK AND IVORY BLACK 100 U KINGDOM 400 U STATES	LB 7650	1199	524135	67039	8183
BLANC FIXE 100 U KINGDOM 306 BELGIUM	LB 136000	5326	11060	661	8184

## IMPORTS INTO CANADA FOR CONSUMPTION

Articles and Countries from which Imported	MONTH OF NOVEMBER 1950		ELEVEN MONTHS ENDED NOVEMBER 1950		Class Number
	Quantities	Values (\$)	Quantities	Values (\$)	
335 GERMANY 400 U STATES	10000	559	88183 916600	3332 28729	
BRONZE POWDER	298000	11603	1431663	49003	R185
335 GERMANY 400 U STATES	1977	2479	202 16069	150 16105	
LITHOPONE	1977	2479	16271	16255	R186
100 U KINGDOM 335 GERMANY 354 NETHRLNDS 400 U STATES	784800 195899 825790	48151 10764 67462	6483600 134103 195899 8706487	382653 8176 10764 612136	
OXIDE OF COBALT	1806489	126377	15520089	1013729	R187
100 U KINGDOM 234 AUSTRALIA 400 U STATES	10 10	16 16	3200 22400 280	4249 18212 583	
OXIDE OF TIN OR COPPER	10	16	25880	23044	R188
100 U KINGDOM 400 U STATES	13108 175	5583 181	200591 106229	97504 6612	
OXIDES FILLERS COLOURS DRY NOP	13283	5764	211220	104116	R189
100 U KINGDOM 354 NETHRLNDS 372 SPAIN 376 SWITZRLND 400 U STATES	173411 33069 11200 624848	69047 1931 263 235505	1166769 37926 86287 1124 6099365	437307 3413 2252 358 2243998	
PARIS GREEN DRY	842528	306746	7391471	2687328	R190
400 U STATES			125312	23975	
SATIN WHITE			125312	23975	R191
400 U STATES	113958	1793	548263	7787	
ULTRAMARINE BLUE DRY OR PULP	113958	1793	548263	7787	R192
100 U KINGDOM 306 BELGIUM 400 U STATES	53876 10910	9471 2706	398979 89707 166637	73762 18503 40289	
ZINC WHITE OXIDE	64786	12177	655323	132554	R193
100 U KINGDOM 236 NEW ZEAL 335 GERMANY 400 U STATES	132400 106800	14475 17858	832162 8960 33600 1202005	106299 898 2156 170193	
OCHRES SIENNAS AND UMBERS	239200	32333	2076727	279546	R201
100 U KINGDOM 400 U STATES	20900 395510	684 7753	283348 2387109	8845 68582	
PUTTY	416410	8437	2670457	77427	R202
100 U KINGDOM 400 U STATES	23512 14487	1565 2937	123525 138383	6063 25359	
ARTISTS AND CHILDRENS COLOURS	37999	4502	261908	31422	R211
100 U KINGDOM 327 FRANCE 335 GERMANY 347 JAPAN 354 NETHRLNDS 400 U STATES		12651 238 134 276 10768		168651 658 1233 23 3214 76504	
GOLD LIQUID PAINT		24067		250283	R212
100 U KINGDOM 400 U STATES		195		24 3770	
LIQUID FILLERS AND PAINTS NDP		195		3794	R213
100 U KINGDOM 359 NORWAY 400 U STATES	3093 48798	6665 84460	25360 18 248863	72139 6160 897244	
SPIRIT VARNISHES AND LACQUERS	51891	91125	274241	975543	R214
100 U KINGDOM 376 SWITZRLND 400 U STATES	274 20	1249 220	1821 126	10068 1360	
STAINS AND OXIDES	11109 11403	57110 58579	57071 59018	254756 266184	R215
100 U KINGDOM 400 U STATES	250 10692	566 18766	4273 53113	6582 114633	
VARNISHES LACQUERS JAPANS NOP	10942	19332	57386	121215	R216
100 U KINGDOM 327 FRANCE 354 NETHRLNDS 376 SWITZRLND 400 U STATES	39 13	126 120	3852 6 1165 13	11831 98 3926 120	
ALCOHOLIC PERFUMES UNDER 4 OZ	13727 13779	38024 38270	124387 129423	345879 361854	R221
100 U KINGDOM 224 JAMAICA 231 HONG KONG 327 FRANCE 334 ST PIERRE 335 GERMANY 400 U STATES		7045 178 19266 3690		39540 35 341 97407 1893 1505 29887	
		30179		170608	



IMPORTS INTO CANADA FOR CONSUMPTION

Articles and Countries from which Imported	MONTH OF NOVEMBER 1950		ELEVEN MONTHS ENDED NOVEMBER 1950		Class Number
	Quantities	Values (\$)	Quantities	Values (\$)	
ALCOHOLIC PERFUMES OVER 4 OZ	GAL				8222
100 U KINGDOM	18	718	281	20200	
231 HONG KONG			6	54	
327 FRANCE	93	4667	454	18132	
334 ST PIERRE			16	338	
335 GERMANY			5	163	
400 U STATES	11	1142	249	9103	
	122	6527	1011	47990	
POMADES FRENCH	LB				8223
PERFUMERY TOILET PREPARATIONS					8224
100 U KINGDOM		4164		40251	
327 FRANCE		1956		24929	
335 GERMANY				1263	
400 U STATES		13611		47297	
		19731		113740	
CABTILE SOAP	LB				8231
327 FRANCE	7672	1552	30505	5385	
400 U STATES	14501	6073	62744	22008	
	22173	7625	93249	27393	
COMMON OR LAUNDRY SOAP	LB				8232
100 U KINGDOM			86362	14334	
327 FRANCE	5500	1137	74806	12289	
400 U STATES	108929	13877	1996710	235091	
	114429	15014	2157878	261714	
LIQUID SOAP	LB				8234
100 U KINGDOM	4780	149	10125	464	
400 U STATES	35008	9034	166411	24425	
	39788	9183	176536	24889	
SOAP POWDERS AND FLAKES	LB				8235
100 U KINGDOM	26768	4260	148846	22502	
376 SWITZRLND			331	191	
400 U STATES	118228	17278	2591723	284267	
	144996	21538	2740900	306960	
TOILET SOAP N O P					8236
100 U KINGDOM		14964		83219	
234 AUSTRALIA				68	
306 BELGIUM		463		2134	
327 FRANCE		538		4535	
335 GERMANY		142		363	
354 NETHRLNDS		324		1181	
376 SWITZRLND		119		479	
400 U STATES		5580		25250	
		22130		117229	
WHALE OIL SOAP	LB				8237
400 U STATES	5566	573	36740	4423	
	5566	573	36740	4423	
SOAP N O P					8238
100 U KINGDOM		2124		5580	
236 NEW ZEAL		364		536	
400 U STATES		1297		30317	
		3785		36433	
ALUM IN BULK NOT CALCINED	CWT				8251
100 U KINGDOM	3635	12448	9486	31431	
335 GERMANY			222	639	
400 U STATES	1020	4686	4403	20745	
	4655	17134	14111	52815	
CHLORALUM CHLORIDE OF ALUMINUM	CWT				8252
400 U STATES	1424	19226	9178	95614	
	1424	19226	9178	95614	
SULPHATE OF IRON COPPERAS	CWT				8253
100 U KINGDOM			267	790	
400 U STATES	2716	2776	17482	24830	
	2716	2776	17749	25620	
SULPHATE OF ALUMINA ALUM CAKE	CWT				8254
100 U KINGDOM	6150	10251	49931	68254	
400 U STATES	817	5386	13580	35040	
	6967	15637	63511	103294	
AMMONIA NITRATE	LB				8261
100 U KINGDOM	218	61	80218	3488	
400 U STATES	102755	5126	1077562	58807	
	102973	5187	1157780	62295	
SAL AMMONIAC	LB				8262
100 U KINGDOM	1100	83	617096	34758	
400 U STATES	1775	344	15945	3273	
	2875	427	633041	38031	
SAL AMMONIAC SKIMMINGS	LB				8263
400 U STATES	800	73	144455	15600	
	800	73	144455	15600	
AMMONIA COMPOUNDS N O P	LB				8264
100 U KINGDOM	58491	3417	226719	19148	
335 GERMANY			16676	2718	
400 U STATES	363653	10223	5218080	147754	
	422144	13640	5461475	169620	
AMMONIA ANHYDROUS	LB				8265
400 U STATES	372970	15480	12689697	507898	
	372970	15480	12689697	507898	
ANTIMONY SALTS TARTAR EMETIC	LB				8271
335 GERMANY			12855	3395	
400 U STATES	1460	770	18247	9432	
	1460	770	31102	12827	
ARSENOUS OXIDE ARSEN SULPHIDE	LB				8273
100 U KINGDOM			15680	3177	
400 U STATES			610	52	
			16290	3229	

## IMPORTS INTO CANADA FOR CONSUMPTION

Articles and Countries from which Imported	MONTH OF NOVEMBER 1950		ELEVEN MONTHS ENDED NOVEMBER 1950		Class Number
	Quantities	Values (\$)	Quantities	Values (\$)	
COPPER SUBACETATE OR VERDIGRIS 400 U STATES	LB		100	36	8274
			100	36	
COPPER SULPHATE	LB				8275
100 U KINGDOM	11200	838	1233224	80859	
400 U STATES	600	251	170730	33850	
	11800	1089	1403954	114709	
TIN BICHLORIOE TIN CRYSTALS	LB				8277
100 U KINGDOM			1779	1156	
400 U STATES	782	790	16272	11312	
	782	790	18051	12468	
ZINC CHLORIOE	LB				8278
100 U KINGDOM			73056	6851	
335 GERMANY	3085	2420	27905	4338	
400 U STATES	18396	1906	342999	30768	
	21481	4326	443960	41957	
ZINC SULPHATE	LB				8279
100 U KINGDOM	138112	7281	1031840	39227	
306 BELGIUM			299880	19492	
400 U STATES	60750	3818	326315	22951	
	198862	11099	1658035	81670	
BISMUTH SALTS					8291
100 U KINGDOM				18298	
400 U STATES		879		3079	
		879		21377	
LEAD ACETATE NOT GROUND	LB				8292
100 U KINGDOM	26200	4783	189552	30014	
400 U STATES	500	114	1900	418	
	26700	4897	191452	30432	
LEAD ARSENATE	LB				8293
LEAD NITRATE NOT GROUND	LB				8294
100 U KINGDOM			85576	12184	
400 U STATES			45985	8942	
			131561	21126	
COMPOUNDS OF TETRAETHYL LEAD	LB				8295
400 U STATES	2414700	878353	21798469	8293507	
	2414700	878353	21798469	8293507	
BROMINE	LB				8301
400 U STATES	938	647	18231	7081	
	938	647	18231	7081	
CHLORINE LIQUID CHLORINE GAS	LB				8303
400 U STATES	1276350	35002	10189017	289398	
	1276350	35002	10189017	289398	
IODINE CRUOE	LB				8304
312 CHILE	10082	15932	28174	45343	
400 U STATES	1000	1611	103608	173846	
	11082	17543	131782	219189	
IODIZED SALTS FOR ANIMALS					8305
100 U KINGDOM		13678		37991	
400 U STATES		759		5366	
		14437		43357	
CALCIUM ARSENATE	LB				8311
CALCIUM CHLORIOE	CWT				8315
400 U STATES	958	1568	237895	268198	
	958	1568	237895	268198	
CHLORIOE OF LIME	CWT				8316
100 U KINGDOM	3319	9633	13820	42157	
335 GERMANY			1102	2873	
354 NETHRLNDS			331	1160	
400 U STATES	146	2820	2772	48790	
	3465	12453	18025	94980	
CALCIUM MOLYBOATE	LB				8318
400 U STATES			134479	62527	
			134479	62527	
CALCIUM COMPOUNOS N D P	LB				8319
100 U KINGDOM	83496	10804	269040	27669	
327 FRANCE	560	904	79352	10992	
354 NETHRLNDS	1120	483	4440	1590	
400 U STATES	588469	39791	3369811	318686	
	673645	51982	3722643	358937	
ARGOLS	LB				8321
400 U STATES			600	131	
			600	131	
CREAM OF TARTAR IN CRYSTALS	LB				8322
100 U KINGDOM			290652	64111	
344 ITALY	26429	4475	70556	11632	
400 U STATES	2050	646	7100	1733	
	28479	5121	368308	77476	
POTASH AND PEARL ASH	LB				8323
327 FRANCE			21907	2173	
335 GERMANY			10874	821	
400 U STATES	3700	339	98650	8653	
	3700	339	131431	11647	
POTASH BICARBONATE	LB				8325
100 U KINGDOM	560	100	15760	2046	
400 U STATES	2000	427	7920	1959	
	2560	527	23680	4005	
POTASH BICHROMATE CRUDE	LB				8326
100 U KINGDOM			74402	8828	
327 FRANCE			11200	822	
335 GERMANY			33597	3658	
400 U STATES	5347	756	178953	24535	
	5347	756	298152	37843	

IMPORTS INTO CANADA FOR CONSUMPTION

Articles and Countries from which Imported	MONTH OF NOVEMBER 1950		ELEVEN MONTHS ENDED NOVEMBER 1950		Class Number
	Quantities	Values (\$)	Quantities	Values (\$)	
POTASH CAUSTIC	LB				8327
327 FRANCE			94376	9095	
335 GERMANY	133810	8621	431373	31431	
375 SWEDEN	2000	516	10000	2584	
400 U STATES	536794	24820	3811926	192550	
	672604	33957	4347675	235660	
POTASH CHLORATE GROUND	LB				8329
312 CHILE			17196	1929	
400 U STATES	7198	997	35310	4528	
	7198	997	52506	6457	
POTASH RED OR YELLOW PRUSSIAN	LB				8330
100 U KINGDOM	224	132	224	132	
335 GERMANY			11000	1922	
400 U STATES	650	438	16056	6972	
	874	570	27280	9026	
POTASH NITRATE OR SALTPETRE	LB				8331
100 U KINGDOM	22564	3201	343012	27263	
306 BELGIUM	88000	6673	105814	8064	
327 FRANCE	77869	5165	99869	6697	
335 GERMANY			6635	492	
400 U STATES	908	119	364635	30050	
	189341	15158	919965	72566	
POTASH COMPOUNDS N D P	LB				8332
100 U KINGDOM	22426	5405	138605	32194	
327 FRANCE			6000	1640	
335 GERMANY			62172	8493	
354 NETHRLNDS	20681	2901	174241	24220	
376 SWITZRLND			15400	2500	
400 U STATES	84978	24573	958817	214931	
	128085	32879	1355235	283978	
CLEANING COMPOUNDS SODIUM BASE	LB				8337
100 U KINGDOM			28700	1454	
400 U STATES	2681249	237448	17008128	1668948	
	2681249	237448	17036828	1670402	
SODA BENZOATE	LB				8338
100 U KINGDOM			50400	13054	
400 U STATES			18850	7674	
			69250	20728	
SODA BROMIDE	LB				8339
100 U KINGDOM	11700	3635	47887	15376	
327 FRANCE			5500	1351	
335 GERMANY			2204	332	
400 U STATES			4035	1175	
	11700	3635	59626	18234	
SODA CITRATE	LB				8340
400 U STATES			91335	19578	
			91335	19578	
BAKING POWDER	LB				8341
400 U STATES			300	34	
			300	34	
BORAX	LB				8342
100 U KINGDOM			1250	197	
400 U STATES	1804804	48516	16292254	515742	
	1804804	48516	16293504	515939	
GLAUBER SALTS	LB				8343
100 U KINGDOM			6720	440	
335 GERMANY	731200	6345	1655909	16577	
400 U STATES	324275	4919	2429425	39609	
	1055475	11264	4092054	56626	
SODA ARSENIATE BINARY ARSENIATE	LB				8344
100 U KINGDOM			32340	2319	
400 U STATES	5000	3020	42530	20783	
	5000	3020	74870	23102	
SODA ASH OR BARILLA	LB				8345
100 U KINGDOM	8155100	98728	42176260	502213	
400 U STATES	241850	5943	4614147	113688	
	8396950	104671	46790407	615901	
SODA BICARBONATE	LB				8346
100 U KINGDOM	2711300	41153	8076332	132305	
400 U STATES	673630	14341	6546762	125112	
	3384930	55494	14623094	257417	
SODA BICHROMATE	LB				8347
100 U KINGDOM	140480	14332	1845376	178101	
207 UN SO AFR	410000	36422	515000	44881	
335 GERMANY			192586	18873	
354 NETHRLNDS			61729	5724	
400 U STATES	184360	19802	1487080	154013	
	734840	70556	4101771	401592	
SODA BISULPHATE OR NITRE CAKE	LB				8348
400 U STATES	131340	3488	1465003	37441	
	131340	3488	1465003	37441	
SODA BISULPHITE	LB				8349
100 U KINGDOM	13600	1334	119286	5630	
400 U STATES	2739	175	42380	2538	
	16339	1509	161666	8168	
SODA CAUSTIC IN PACKAGES	LB				8350
100 U KINGDOM	1130750	34410	4189652	124490	
375 SWEDEN	8000	1438	55040	6035	
400 U STATES	324620	12791	2006249	90241	
	1463370	48639	6250941	220766	
SODA CAUSTIC IN SOLUTION	LB				8352
400 U STATES	6530001	83589	44122395	586269	
	6530001	83589	44122395	586269	
SODA CHLORATE	LB				8353
400 U STATES			200230	17973	
			200230	17973	

## IMPORTS INTO CANADA FOR CONSUMPTION

Articles and Countries from which Imported			MONTH OF NOVEMBER 1950		ELEVEN MONTHS ENDED NOVEMBER 1950		Class Number				
			Quantities	Values (\$)	Quantities	Values (\$)					
SODIUM CYANIDE	100	U KINGDOM	LB 412920	46892	5878621	689778	8354				
	335	GERMANY						33068	5116		
	354	NETHERLANDS						66000	9259		
	400	U STATES						117567	20085		
			5000	928	117567	20085					
			417920	47820	6095256	724238					
SODIUM GLUTAMATE	347	JAPAN	LB 2400	2838	224757	265324	8355				
	400	U STATES						49772	82105	408022	689788
								52172	84943	632779	955112
SODA HYPOSULPHITE	100	U KINGDOM	LB		155168	6433	8356				
	400	U STATES						82000	4986	258640	15663
			82000	4986	413808	22096					
SODA NITRITE	100	U KINGDOM	LB 40410	1395	643501	25616	8357				
	335	GERMANY						149756	6395		
	400	U STATES						93960	8858	103366	9568
								134370	10253	896623	41579
SODA PEROXIDE	100	U KINGDOM	LB		2224	393	8358				
	400	U STATES						14270	2750	431498	84764
			14270	2750	433722	85157					
SODA PHOSPHATE M O P	100	U KINGDOM	LB 13952	5137	32606	10471	8359				
	327	FRANCE						776	743		
	335	GERMANY						3900	915		
	400	U STATES						335145	30739	3214576	296957
			349097	35876	3251858	309086					
SODA PRUSSIAN	100	U KINGDOM	LB		191067	20555	8360				
	306	BELGIUM						101085	9996		
	335	GERMANY						77060	7211		
	354	NETHERLANDS						275069	30630		
400	U STATES	3000	409								
			22046	2047	647281	68801					
SODA SAL	100	U KINGDOM	LB		152352	4878	8361				
	400	U STATES						49952	3121	96777	2083
			49952	3121	249129	6961					
SODA SILICATE	100	U KINGDOM	LB		118024	3023	8362				
	400	U STATES						39500	926	5970668	139835
								1948053	32165	6088692	142858
SODA SULPHATE CRUDE SALT CAKE	100	U KINGDOM	LB		8607060	62589	8363				
	400	U STATES						2135100	12385	21358953	129428
								2135100	12385	29966013	192017
SODA SULPHIDE	100	U KINGDOM	LB		1508038	57967	8364				
	335	GERMANY						62050	1948		
	354	NETHERLANDS						87228	3260		
	400	U STATES						764190	16222	1627457	43670
			1075144	27773	3284773	106845					
SODA SULPHITE	100	U KINGDOM	LB		63964	3050	8365				
	335	GERMANY						71455	3902	2204	94
400	U STATES	71455	3902	768531	30890						
			71455	3902	834699	34034					
SODIUM COMPOUNDS M O P	100	U KINGDOM	LB		2323522	110999	8366				
	327	FRANCE						459391	22149	2519	14713
	335	GERMANY						25	174	26409	4505
	354	NETHERLANDS						103110	2476	666490	19516
	376	SWITZERLAND						904084	96218	70	316
	400	U STATES						1466610	121017	7776947	983696
SODA PHOSPHATE DI	800	U STATES	LB		12925	952	8367				
	400	U STATES						5225	393	18925	952
			5225	393	18925	952					
SODA PHOSPHATE TRI	800	U STATES	LB		150568	14293	8368				
	400	U STATES						20750	3631	150568	14293
			20750	3631	150568	14293					
SODA FLUORIDE	100	U KINGDOM	LB		63304	6992	8369				
	354	NETHERLANDS						31432	3536	11000	862
	400	U STATES						1000	42	138401	17009
			32432	3578	212705	24863					
SODA ANTIMONATE	100	U KINGDOM	LB		11200	3552	8370				
	400	U STATES						60000	17310	298580	80301
			60000	17310	309780	83853					
ACID PHOSPHATE NOT MEDICINAL	400	U STATES	LB		1732065	154434	8371				
	400	U STATES						70006	5982	1732065	154434
			70006	5982	1732065	154434					
SODIUM PEROXIDE			LB				8372				
HYDROGEN PEROXIDE IN SOLUTION	400	U STATES	LB		508392	97814	8373				
	400	U STATES						37417	6631	508392	97814
			37417	6631	508392	97814					
MAGNESIUM CARBONATE	100	U KINGDOM	LB		2794391	149784	8374				
	400	U STATES						357043	15411	410387	24996
								37600	2817	3204778	174780
			394643	18228	3204778	174780					
MAGNESIUM SALTS COMPOUNDS M O P	100	U KINGDOM	LB		130896	24449	8375				
	400	U STATES						14560	2563	948116	120643
	400	U STATES						64476	4719	1079012	145092
			79036	7282	1079012	145092					

IMPORTS INTO CANADA FOR CONSUMPTION


Articles and Countries from which Imported	MONTH OF NOVEMBER 1950		ELEVEN MONTHS ENDED NOVEMBER 1950		Class Number
	Quantities	Values (\$)	Quantities	Values (\$)	
MAGNESIUM SULPHATE EP8OM SALTS	LB				8376
100 U KINGDOM	56000	1391	826510	19017	
335 GERMANY	174000	1586	1892328	20525	
354 NETHRLNDS	161600	1667	431300	6000	
400 U STATES	40000	894	1972371	48149	
	431600	5538	5122509	93691	
MERCURY SALTS					8377
100 U KINGDOM				1346	
400 U STATES				760	
				2106	
PHOSPHORUS AND COMPOUNDS N O P	LB				8378
400 U STATES	1270	7322	20781	38839	
	1270	7322	20781	38839	
RADIUM					8379
306 BELGIUM				90022	
400 U STATES		54925		212832	
		54925		309854	
MOLYBDENUM OXIDE	LB				8380
400 U STATES			352307	223959	
			352307	223959	
ACETONE					8389
400 U STATES		9535		118312	
		9535		118312	
ETHYLENE DICHLORIDE	LB				8390
400 U STATES			558	67	
			558	67	
AMYL ACETATE					8391
100 U KINGDOM				643	
400 U STATES		121		3443	
		121		4086	
BLACKING SHOE LEATHER DRESSING					8392
100 U KINGDOM		18265		78775	
400 U STATES		30453		182091	
		48718		260866	
BLUEING LAUNDRY					8393
100 U KINGDOM				437	
400 U STATES		9714		52512	
		9714		52949	
CAMPHOR NATURAL OR SYNTHETIC	LB				8394
231 HONG KONG	280	1039	280	1039	
313 CHINA			8400	3618	
347 JAPAN	2500	1713	2500	1713	
400 U STATES	14428	6861	104339	50396	
	17278	9613	115519	56766	
CARBON BISULPHIDE N O P	LB				8395
400 U STATES	300	34	267200	14402	
	300	34	267200	14402	
CARBON TETRACHLORIDE	LB				8396
335 GERMANY			135922	7085	
400 U STATES	224700	17074	2577118	195859	
	224700	17074	2713040	202844	
CHLOROFORM AND ETHYL CHLORIDE	LB				8397
100 U KINGDOM	910	340	3766	1994	
400 U STATES	4077	3549	211864	55130	
	4987	3889	215630	57124	
CYANIDE OF POTASSIUM	LB				8398
100 U KINGDOM	6160	2186	56972	21771	
400 U STATES	150	88	8332	4528	
	6310	2274	65304	26299	
ETHYLENE GLYCOL FOR ANTIFREEZE	LB				8399
335 GERMANY	2204623	395260	7289466	1228058	
400 U STATES			5620	1161	
	2204623	395260	7295086	1229219	
ETHYLENE GLYCOL N O P	LB				8400
400 U STATES	54396	10191	2275701	402622	
	54396	10191	2275701	402622	
FORMALDEHYDE	LB				8401
400 U STATES	2088968	80960	19838542	743570	
	2088968	80960	19838542	743570	
GLYCERINE CRUDE	LB				8402
215 INDIA			448123	58811	
225 TRINIDAD	57307	16779	216810	36083	
234 AUSTRALIA	219760	38752	219760	38752	
400 U STATES			251927	47603	
	277067	55531	1136690	181249	
GLYCERINE FOR EXPLOSIVES	LB				8403
400 U STATES			622620	160815	
			622620	160815	
GLYCERINE N O P	LB				8404
100 U KINGDOM	5040	2446	16240	5497	
234 AUSTRALIA			673400	101150	
400 U STATES	400	616	8225	3166	
	5440	3062	697865	109813	
INK PRINTING	LB				8405
100 U KINGDOM	15496	7923	278137	130007	
400 U STATES	84774	51519	1012552	558224	
	100270	59442	1290689	688231	
INK ROTOGRAVURE	LB				8406
400 U STATES	34620	14872	308625	120054	
	34620	14872	308625	120054	
INK WRITING					8407
100 U KINGDOM		811		4420	
231 HONG KONG				407	
335 GERMANY				308	
400 U STATES		4857		46536	
		5669		51671	

## IMPORTS INTO CANADA FOR CONSUMPTION

Articles and Countries from which Imported	MONTH OF NOVEMBER 1950		ELEVEN MONTHS ENDED NOVEMBER 1950		Class Number				
	Quantities	Values (\$)	Quantities	Values (\$)					
NAPHTHALENE FLAKES AND BALLS	LB	259800	12882	1444087	78015				
100 U KINGDOM						11200	662		
306 BELGIUM						55770	2816		
354 NETHRLNDS						9300	452		
400 U STATES	324870	16150	1574122	87987					
NITROUS ETHER	GAL	21	218	66	54				
100 U KINGDOM						9	586		
400 U STATES	21	218	75	640					
PHTHALIC ANHYDRIDE FOR RESINS	LB	189955	28936	896517	138823				
306 BELGIUM						579926	92851		
335 GERMANY						952668	398070		
400 U STATES	1142623	427006	14524942	5739266					
SULPHURIC ETHER	LB	94034	15660	605856	132828				
100 U KINGDOM						369	236		
400 U STATES	94034	15660	606225	133064					
THEOBROMINE DIMETHYL SULPHATE	LB	5195	18645	560	2928				
100 U KINGDOM						115893	399050		
400 U STATES	5195	18645	116453	401978					
POLISH KNIFE OR OTHER N O P			4202		152037				
100 U KINGDOM						126			
359 NORWAY						91	631		
376 SWITZRLND						22637	195169		
400 U STATES	26930	18645	116453	401978					
VANILLIN	LB	100	465	2924	12831				
100 U KINGDOM						105	480	2890	17088
400 U STATES						205	945	5814	22919
ALL OTHER DRUGS CHEMICALS NOP			237787		1728623				
100 U KINGDOM						318			
215 INDIA						77	17453		
231 HONG KONG						1210	2199		
234 AUSTRALIA							21322		
236 NEW ZEAL						6686	23377		
306 BELGIUM							40890		
307 BEL CONGO							49		
309 BRAZIL							66		
313 CHINA						4921	53748		
327 FRANCE						3839	22972		
335 GERMANY							1335		
344 ITALY						373	25085		
347 JAPAN							13358		
352 MEXICO						1081	59749		
354 NETHRLNDS						74	89		
359 NORWAY							288		
372 SPAIN						5260	159331		
376 SWITZRLND							3939		
379 TURKEY							49		
381 ALASKA						1309	3069		
386 URUGUAY						2065652	20034968		
400 U STATES						2328269	22212277		
SYNTHETIC RESIN POWDER PHENOL		100 U KINGDOM	11625		2937				
400 U STATES						99873			
SYNTHETIC RESIN NOP POWDERED		100 U KINGDOM	7240		15992				
400 U STATES						133776	1100347		
						141016	1116339		
SYNTHETIC RESIN FOR MFRS		100 U KINGDOM	49760		187489				
335 GERMANY						19227			
376 SWITZRLND						88	1036		
400 U STATES						1173493	10590236		
LAMINATED PRODUCTS PAPER BASE		100 U KINGDOM	3714		15518				
400 U STATES						86291	941997		
LAMINATED PRODUCTS FABRIC BASE		100 U KINGDOM	787		1697				
400 U STATES						14538	142298		
						15325	143995		
SYNTHETIC PLASTIC CASEIN BASE		100 U KINGDOM	139		756				
400 U STATES						4298			
MATERIALS NOP FDR PLASTICS		100 U KINGDOM	2982		2982				
335 GERMANY						12274	12609		
400 U STATES						141887	1244501		
						157143	1260092		
CARINGS SYNTHETIC FOR MEATS	LB	400 U STATES	22669	31684	486509				
						651632			
SYNTHETIC RESIN MFRS N O P		100 U KINGDOM	6315		72521				
231 HONG KONG						771			
317 CZECHO S							278		
318 DENMARK						1887	3219		
327 FRANCE						392	2995		

IMPORTS INTO CANADA FOR CONSUMPTION

Articles and Countries from which imported	MONTH OF NOVEMBER 1950		ELEVEN MONTHS ENDED NOVEMBER 1950		Class Number
	Quantities	Values (\$)	Quantities	Values (\$)	
335 GERMANY		1083		6679	
344 ITALY				709	
352 MEXICO				540	
376 SWITZRLND				815	
400 U STATES		648474		4535816	
		658161		4623743	
TUNGSTEN CARBIDE IN TUBES					8425
100 U KINGDOM				4275	
400 U STATES		4955		36787	
		4955		41062	
PLASTICIZERS FOR SYNTH RESINS					8427
100 U KINGDOM				10534	
400 U STATES		22421		324759	
		22421		335293	
BUTADIENE					8428
400 U STATES				852892	
				852892	
ETHYL BENZINE					8429
	GAL				
GAROLINE ANTI OXIDANTS					8430
400 U STATES	LB	6090	6346	261385	186415
		6090	6346	261385	186415
SYNTHETIC RESIN GLUE					8431
400 U STATES	LB	60976	20849	523735	149874
		60976	20849	523735	149874
RIBOFLAVIN					8432
400 U STATES		19469		269710	
		19469		269710	
YEAST DEAD OR INACTIYE					8433
100 U KINGDOM	LB		2447	1215	
400 U STATES		24767	13210	182897	111678
		24767	13210	185344	112893
CATALYSTS PETROLEUM REFINING					8434
400 U STATES			87945	556639	
			87945	556639	
FATTY ALCOHOLS					8435
100 U KINGDOM				511	
400 U STATES		68796		516953	
		68796		517464	
MATERIALS NQP FOR CHROM OXIDE					8436
FLUORESCENT COATING OR POWDER					8437
400 U STATES	LB	8461	28125	29212	109180
		8461	28125	29212	109180





IMPORTS INTO CANADA FOR CONSUMPTION

Articles and Countries from which Imported	MONTH OF NOVEMBER 1950		ELEVEN MONTHS ENDED NOVEMBER 1950		Class Number
	Quantities	Values (\$)	Quantities	Values (\$)	
<b>GROUP 9</b>					
<b>MISCELLANEOUS COMMODITIES</b>					
FILM FOR REPRODUCTION	FEET				9000
100 U KINGDOM	1696	49	255711	13156	
234 AUSTRALIA			8384	407	
400 U STATES	580412	25745	5935570	320864	
	582108	25794	6199665	334427	
BAGATELLE OR OTHER GAME BOARDS					9001
100 U KINGDOM		3714		20704	
317 CZECHOS				31	
327 FRANCE				220	
347 JAPAN				725	
400 U STATES		72356		513972	
		76070		535652	
BALLS CUES CUE RACKS CUE TIPS					9002
100 U KINGDOM		6841		45726	
306 BELGIUM		187		278	
327 FRANCE		127		3840	
354 NETHRLNDS				134	
400 U STATES		161		6660	
		7316		56638	
BILLIARD TABLES	NO				9003
100 U KINGDOM			1	278	
400 U STATES			44	1252	
			45	1537	
BALLS TENNIS	002				9004
100 U KINGDOM	200	334	24229	45160	
400 U STATES			100	438	
	200	334	24329	45598	
BALLS ALL KINDS NOP FOR SPORTS					9005
100 U KINGDOM		2945		57701	
215 INDIA				1960	
216 PAKISTAN		1435		6507	
234 AUSTRALIA				7304	
327 FRANCE				3468	
344 ITALY				376	
347 JAPAN		357		7890	
400 U STATES		11918		70627	
		16655		155833	
FILMS X RAY					9006
306 BELGIUM				12895	
400 U STATES		131754		1259533	
		131754		1272428	
GUN COVERS GAME BAGS					9007
100 U KINGDOM		16378		76353	
400 U STATES		89		1991	
		16467		78344	
CRICKET BATS BALLS GLOVES					9008
100 U KINGDOM				5391	
234 AUSTRALIA				922	
400 U STATES				534	
				6847	
DOOLS					9009
100 U KINGDOM		33704		155872	
231 HONG KONG		32		349	
306 BELGIUM				33	
317 CZECHOS		3215		6078	
327 FRANCE				515	
335 GERMANY		182		4105	
344 ITALY		2352		7490	
347 JAPAN		676		25005	
354 NETHRLNDS		1445		3942	
366 PORTUGAL		85		85	
400 U STATES		11431		33676	
		53122		237150	
FILMS PHOTOGRAPHERS					9010
100 U KINGDOM		299		19761	
306 BELGIUM				2948	
347 JAPAN				1920	
400 U STATES		43799		1042513	
		44098		1067142	
FILMS CINEMATOGRAPH POSITIVES	FEET				9011
100 U KINGDOM	132492	10603	1390459	111588	
327 FRANCE	809474	64769	3998043	322937	
376 SWITZRLND			700	56	
380 USSR	5980	478	5980	478	
400 U STATES	1071362	87628	12712240	1025611	
	2019308	163478	18107422	1460670	
FILMS FOR AERIAL PHOTOGRAPHY					9012
400 U STATES		9534		20091	
		9534		20091	
FISHING ROBS					9013
100 U KINGDOM		2851		57513	
327 FRANCE				713	
347 JAPAN				5396	
375 SWEDEN				2939	
376 SWITZRLND				224	
400 U STATES		7117		191709	
		9968		258494	
GOLF CLUBS AND FINISHED PARTS					9014
100 U KINGDOM		1834		23840	
400 U STATES		5092		47073	
		6926		70913	

## IMPORTS INTO CANADA FOR CONSUMPTION

Articles and Countries from which Imported	MONTH OF NOVEMBER 1950		ELEVEN MONTHS ENDED NOVEMBER 1950		Class Number
	Quantities	Values (\$)	Quantities	Values (\$)	
MENAGERIES					9015
MECHANICAL TOYS OF METAL					9016
100 U KINGDOM		72048		314882	
306 BELGIUM		360		360	
327 FRANCE		444		8905	
335 GERMANY		20895		288100	
344 ITALY				1885	
347 JAPAN		7628		117915	
375 SWEDEN		622		622	
376 SWITZRLND		1552		2858	
400 U STATES		120461		484397	
		224010		1219924	
METAL JUVENILE CONSTR SETS					9017
100 U KINGDOM		40605		238304	
234 AUSTRALIA		3542		12392	
335 GERMANY				13011	
400 U STATES		1737		9739	
		45884		273446	
TOYS OF ALL KINDS N O P					9018
100 U KINGDOM		123092		828442	
231 HONG KONG				728	
234 AUSTRALIA				1774	
306 BELGIUM		174		636	
317 CZECHO S		3550		30764	
318 DENMARK				368	
327 FRANCE		446		14126	
335 GERMANY		29385		234720	
344 ITALY		347		2534	
347 JAPAN		39145		604682	
349 LATVIA				1038	
354 NETHRLNDS				65	
372 SPAIN				42	
375 SWEDEN		43		2764	
376 SWITZRLND				3548	
389 IRELAND				123	
400 U STATES		151918		725141	
		348100		2451495	
SPORTSMENB FISHING TACKLE N O P					9019
100 U KINGDOM		12606		272620	
215 INDIA				2065	
231 HONG KONG				6259	
234 AUSTRALIA				3233	
306 BELGIUM				292	
317 CZECHO S				5271	
327 FRANCE				18799	
335 GERMANY		911		2229	
347 JAPAN		1394		10839	
359 NORWAY		4592		39403	
372 SPAIN		520		3546	
375 SWEDEN		1355		12261	
376 SWITZRLND		14		1905	
389 IRELAND				144	
400 U STATES		27612		732305	
		49004		1111171	
FILMS CINEMATOGRAPH NEGATIVE					9020
100 U KINGDOM				1187	
400 U STATES		3319		82831	
		3319		84018	
BRUSHES ARTISTS					9021
100 U KINGDOM		4228		44455	
327 FRANCE		945		1924	
335 GERMANY		2030		5425	
347 JAPAN		327		1903	
400 U STATES		2006		34675	
		9536		86382	
BRUSHES PAINT AND VARNISH					9022
100 U KINGDOM		10951		136622	
327 FRANCE				353	
354 NETHRLNDS				438	
400 U STATES		108		10605	
		11059		148018	
BRUSHES TOOTH					9023
100 U KINGDOM		426		30752	
231 HONG KONG		24		168	
400 U STATES		817		9389	
		1267		40309	
BRUSHES TOILET N O P					9024
100 U KINGDOM		13081		79866	
231 HONG KONG		146		255	
306 BELGIUM				428	
317 CZECHO S		24		24	
327 FRANCE				124	
335 GERMANY		242		6772	
347 JAPAN				1996	
376 SWITZRLND				473	
400 U STATES		29934		179686	
		43427		269624	
BRUSHES ALL OTHER N O P					9025
100 U KINGDOM		3538		42668	
207 UN SO AFR				793	
231 HONG KONG		35		911	
306 BELGIUM		558		1618	
327 FRANCE				508	
335 GERMANY		221		867	

IMPORTS INTO CANADA FOR CONSUMPTION

Articles and Countries from which Imported	MONTH OF NOVEMBER 1950		ELEVEN MONTHS ENDED NOVEMBER 1950		Class Number
	Quantities	Values (\$)	Quantities	Values (\$)	
347 JAPAN				1608	
354 NETHRLNDB				108	
376 SWITZRLND				133	
400 U STATES		38560		311544	
		42912		360778	
PACKAGES DUTY ONCE PAID					9032
PACKAGES CONTAINING GOODS NOP					9033
100 U KINGDOM		161139		1477456	
203 B E AFR		33		210	
204 S RHOD		755		755	
207 UN SO AFR				29	
215 INDIA		1107		13490	
216 PAKISTAN		3		798	
217 CEYLON		5		3105	
218 MALAYA		587		950	
220 BERMUDA				38	
224 JAMAICA				5	
225 TRINIDAD				13	
228 LEW WIND				247	
231 HDNG KONG		6136		64781	
234 AUBTRALIA		131		377	
236 NEW ZEAL		83		170	
304 ARGENTINA		7867		79698	
305 AUSTRIA		469		723	
306 BELGIUM		8924		45916	
309 BRAZIL				6763	
313 CHINA		1901		13002	
314 COLOMBIA				194	
316 CUBA		34		355	
317 CZECHO B		4778		35970	
318 DENMARK		620		6642	
321 ECUADOR				5	
322 EGYPT				36	
323 EL SALVD				43	
326 FINLAND		447		872	
327 FRANCE		23836		87341	
334 ST PIERRE				78	
335 GERMANY		12340		76576	
337 GUATEMALA				8	
338 HAITI				437	
340 HUNGARY		266		825	
342 IRAN		77		746	
344 ITALY		21896		100205	
347 JAPAN		20621		175435	
349 LATVIA				54	
352 MEXICO				195	
354 NETHRLNDB		14449		110979	
355 INDONESIA		39		1333	
359 NORWAY		63		478	
365 POLAND		767		4685	
366 PORTUGAL		6		185	
367 AZORES		76		1603	
372 SPAIN		8592		9090	
375 SWEDEN		2591		17083	
376 SWITZRLND		8750		43793	
386 URUGUAY				8254	
389 IRELAND				199	
400 U STATES		217475		2071511	
		526863		4463736	
PACKAGES BARRELS AND CARBS					9034
100 U KINGDOM		3453		13978	
207 UN SO AFR		3118		21573	
221 B GUIANA		1200		11636	
223 BARBADOS		160		1091	
224 JAMAICA		937		6976	
225 TRINIDAD		18		68	
231 HDNG KONG				428	
232 MALTA				344	
234 AUSTRALIA		1193		11694	
309 BRAZIL				139	
312 CHILE		60		378	
316 CUBA				5880	
327 FRANCE		1458		5376	
328 FR AFRICA		72		1014	
335 GERMANY				463	
336 GREECE		351		645	
344 ITALY		654		1455	
347 JAPAN				49	
354 NETHRLNDB		361		3569	
359 NORWAY		798		1976	
366 PORTUGAL		742		5677	
372 SPAIN		243		2461	
375 SWEDEN		487		1122	
382 VIRGIN IS		120		486	
389 IRELAND				24	
400 U STATES		20508		180262	
		35933		278771	
PACKAGES BOTTLES AND CARBOYS					9035
100 U KINGDOM		40761		279834	
207 UN SO AFR		587		3159	
221 B GUIANA		620		3344	
223 BARBADOS		2266		13723	
224 JAMAICA		1875		16138	
225 TRINIDAD		1261		7630	
227 BAHAMAS		120		648	

## IMPORTS INTO CANADA FOR CONSUMPTION

Articles and Countries from which Imported	MONTH OF NOVEMBER 1950		ELEVEN MONTHS ENDED NOVEMBER 1950		Class Number
	Quantities	Values (\$)	Quantities	Values (\$)	
231 HONG KONG		12		150	
234 AUSTRALIA		2827		16660	
235 FIJI				28	
304 ARGENTINA				20	
306 BELGIUM				148	
312 CHILE		13		29	
313 CHINA				1283	
316 CUBA		206		1163	
317 CZECHOSLOVAKIA				120	
318 DENMARK		315		1110	
324 ESTONIA				135	
327 FRANCE		7898		32356	
335 GERMANY		71		195	
336 GREECE				40	
344 ITALY		970		6343	
352 MEXICO				10	
354 NETHERLANDS		1191		4666	
359 NORWAY		16		166	
360 ISRAEL				363	
366 PORTUGAL		989		4206	
367 AZORES				20	
372 SPAIN		898		3553	
375 SWEDEN		6		26	
376 SWITZERLAND		20		163	
382 VIRGIN ISLANDS		20		180	
384 PERU		892		5440	
389 IRELAND		2		120	
400 U STATES		2275		12300	
		66111		415469	
PACKAGES CONTAINING MACHINERY					9036
100 U KINGDOM		7146		63291	
306 BELGIUM				740	
317 CZECHOSLOVAKIA				242	
318 DENMARK				125	
327 FRANCE				287	
335 GERMANY		51		449	
347 JAPAN				69	
375 SWEDEN		81		2891	
376 SWITZERLAND		241		2086	
400 U STATES		12068		99059	
		19587		169239	
SPINAL BRACES AND PARTS					9050
400 U STATES		486		3053	
		486		3053	
EFFECTS LEFT BY BEQUEST					9051
100 U KINGDOM		12866		160861	
207 UNION OF SOUTH AFRICA				325	
215 INDIA		400		400	
220 BERMUDA				225	
223 BARBADOS				100	
224 JAMAICA				290	
227 BAHAMAS				5000	
234 AUSTRALIA		350		1480	
236 NEW ZEALAND				477	
306 BELGIUM		900		3982	
318 DENMARK		100		845	
327 FRANCE		245		22180	
335 GERMANY		40		924	
344 ITALY		50		3075	
354 NETHERLANDS		70		3640	
359 NORWAY				879	
363 PERU				50	
375 SWEDEN				450	
376 SWITZERLAND		150		1415	
377 SYRIA				600	
383 HAWAII				100	
389 IRELAND				700	
400 U STATES		19439		233604	
		34610		441602	
APPLIANCES BOOTS FOR CRIPPLES					9052
100 U KINGDOM				13	
400 U STATES		351		7510	
		351		7523	
ARTIFICIAL LIMBS AND PARTS					9053
100 U KINGDOM		135		8138	
400 U STATES		7883		96578	
		8018		104716	
BEAD ORNAMENTS					9058
100 U KINGDOM		161		513	
400 U STATES		577		1461	
		738		1974	
BELTS AND P					9056
100 U KINGDOM		286		13444	
306 BELGIUM				16	
327 FRANCE		754		3294	
352 MEXICO				187	
400 U STATES		4341		20707	
		5381		37648	
BLINDS NOT TEXTILE OR PAPER					9057
100 U KINGDOM				917	
231 HONG KONG				888	
347 JAPAN				3724	
400 U STATES		7078		14624	
		7078		20153	

IMPORTS INTO CANADA FOR CONSUMPTION

Articles and Countries from which Imported	MONTH OF NOVEMBER 1950		ELEVEN MONTHS ENDED NOVEMBER 1950		Class Number
	Quantities	Values (\$)	Quantities	Values (\$)	
BOOT SHOE SHIRT STAY LACES 100 U KINGDOM 327 FRANCE 400 U STATES		716		3032 1183 2516	9058
		716		6731	
BOOTS SHOES AND SLIPPERS FELT 100 U KINGDOM 207 UN SO AFR 231 HONG KONG 347 JAPAN 354 NETHRLNDS 400 U STATES	PAIR 49615	38487	265784 8800 116 770 1440	207901 4332 790 511 18182 3509	9059
	5618 202 55587	4712 356 43671	20590 2081 299466	18182 3509 235225	
BOOTS SHOES AND SLIPPERS N O P 100 U KINGDOM 231 HONG KONG 313 CHINA 327 FRANCE 338 HAITI 344 ITALY 347 JAPAN 354 NETHRLNDS 376 SWITZRLND 400 U STATES	PAIR 9419 9517 1022	11857 4831 1191	47447 31777 3346 600 3960 6123 3130 24277 10 76454	58984 17225 2756 724 5820 6376 1688 20651 103 158978	9060
	1918 10 20165 43291	1526 103 40020 60085	24277 10 76454 197124	20651 103 158978 273305	
BROOMS AND WHISKS 100 U KINGDOM 231 HONG KONG 347 JAPAN 352 MEXICO 400 U STATES				356 51 62 1589 77006	9061
		30 1589 7494 9113		62 1589 77006 79064	
BUTTONS SHOE PAPIER MACHE 400 U STATES				727 727	9062
BUTTONS SHOE N O P 400 U STATES		808		10718 10718	9063
BUTTONS VEGETABLE IVORY 400 U STATES	GROSS 3	17	159	472 472	9064
BUTTONS COLLAR AND CUFF 100 U KINGDOM 317 CZECHO S 335 GERMANY 347 JAPAN 400 U STATES	GROSS 28 392	1432 517	577 1886 1 2495	12765 3053 106 1299	9065
	1990 2410	18219 20168	11708 16667	67848 85071	
BUTTONS N O P 100 U KINGDOM 317 CZECHO S 327 FRANCE 335 GERMANY 344 ITALY 347 JAPAN 376 SWITZRLND 400 U STATES	GROSS 111 1878 12 1541	1431 2564 107 1421	9521 26366 392 4639 28	23652 35363 1471 4881 178	9066
	10980 99818 114340	7917 75614 89054	111040 440184 592171	69907 358294 493879	
CASES BOXES DESKS FANCY 100 U KINGDOM 215 INDIA 231 HONG KONG 305 AUSTRIA 306 BELGIUM 313 CHINA 317 CZECHO S 318 DENMARK 327 FRANCE 335 GERMANY 344 ITALY 347 JAPAN 352 MEXICO 354 NETHRLNDS 359 NORWAY 366 PORTUGAL 372 SPAIN 375 SWEDEN 376 SWITZRLND 400 U STATES		73830 144 201 255 10 591 2032 90 4021 4039 8344 5353 83 14		479336 4252 2860 255 1602 2582 5375 158 40321 50652 39833 49909 306 1857 135 156 2054 493 7579 619202	9067
		1110 104592 204709		7579 619202 1308917	
CHARITABLE DONATIONS 100 U KINGDOM 354 NETHRLNDS 400 U STATES		53		1519 30 129205	9068
		11560 11613		129205 130754	
COMBS TOILET DRESSING FANCY 100 U KINGDOM 327 FRANCE 335 GERMANY 347 JAPAN 400 U STATES		1434 114		17576 609 498 155 23940	9069
		6238 7786		23940 42778	
APPLIANCES FOR THE DEAF PARTS 100 U KINGDOM 400 U STATES		3527 112381 115908		29862 1042673 1072535	9070

## IMPORTS INTO CANADA FOR CONSUMPTION

Articles and Countries from which Imported			MONTH OF NOVEMBER 1950		ELEVEN MONTHS ENDED NOVEMBER 1950		Class Number
			Quantities	Values (\$)	Quantities	Values (\$)	
FANS							9071
	231	HONG KONG				244	
	313	CHINA				163	
	344	ITALY				501	
	347	JAPAN		209		657	
	400	U STATES				608	
				209		2173	
INSOLES OF ALL KINDS							9072
	100	U KINGDOM		2265		12554	
	347	JAPAN				741	
	400	U STATES		272		6756	
				2537		20051	
JEWELLERY N O P							9073
	100	U KINGDOM		35232		496291	
	215	INDIA		757		2403	
	217	CEYLON				150	
	231	HONG KONG		670		9057	
	234	AUSTRALIA		757		1620	
	235	FIJI				332	
	305	AUSTRIA		833		2486	
	306	BELGIUM				2743	
	309	BRAZIL				72	
	313	CHINA		232		2485	
	317	CZECHO S		15450		118826	
	318	DENMARK		749		3184	
	322	EGYPT		28		80	
	326	FINLAND				36	
	327	FRANCE		3930		50652	
	335	GERMANY		3294		54127	
	344	ITALY		3898		24340	
	347	JAPAN		20834		152055	
	352	MEXICO		1417		23412	
	354	NETHRLNDS		5317		8707	
	363	PERU				157	
	371	SIAM		573		2350	
	376	SWITZRLND		1160		4446	
	400	U STATES		138395		624741	
				233526		1584752	
MATS DOOR OR CARRIAGE N O P							9074
	400	U STATES		230		1373	
				230		1373	
MATTRESSES							9075
	100	U KINGDOM		524		10623	
	400	U STATES		219		1342	
				743		11965	
PICTURE AND PHOTOGRAPH FRAMES							9076
	100	U KINGDOM		1090		15232	
	231	HONG KONG				215	
	306	BELGIUM				128	
	313	CHINA				63	
	317	CZECHO S		55		499	
	318	DENMARK				14971	
	327	FRANCE				1025	
	335	GERMANY		157		1162	
	344	ITALY		2477		14159	
	352	MEXICO				273	
	354	NETHRLNDS				98	
	400	U STATES		17886		48007	
				21665		95832	
POCKET BOOKS PORTFOLIOS PURSES							9077
	100	U KINGDOM		82266		631159	
	215	INDIA		376		608	
	224	JAMAICA				1476	
	227	BAHAMAS				317	
	231	HONG KONG		130		651	
	234	AUSTRALIA				641	
	304	ARGENTINA				25	
	305	AUSTRIA		2512		5214	
	306	BELGIUM		3651		18477	
	313	CHINA				109	
	317	CZECHO S		407		2919	
	322	EGYPT				797	
	327	FRANCE		17803		87962	
	335	GERMANY		1974		26464	
	338	HAITI				114	
	340	HUNGARY				649	
	344	ITALY		2733		40568	
	347	JAPAN		36		6144	
	352	MEXICO		1212		4406	
	353	MOROCCO				111	
	354	NETHRLNDS				77	
	360	ISRAEL				426	
	367	AZORES				1679	
	375	SWEDEN				781	
	376	SWITZRLND		193		4261	
	400	U STATES		60336		361113	
				173629		1197148	
REFRIGERATORS ELECTRIC							9078
	NO						
	100	U KINGDOM		202		322	34381
	375	SWEDEN		1		1	77
	400	U STATES		2244		9606	1351134
				2447		9929	1385592
REFRIGERATORS M O P							9079
	NO						
	100	U KINGDOM				133	21630
	234	AUSTRALIA				3	516

Articles and Countries from which Imported	MONTH OF NOVEMBER 1950		ELEVEN MONTHS ENDED NOVEMBER 1950		Class Number
	Quantities	Values (\$)	Quantities	Values (\$)	
400 U STATES	75	11884	655	97759	
REGALIA AND BADGES	75	11884	791	119905	9080
100 U KINGDOM		5623		53040	
327 FRANCE		112		1893	
347 JAPAN				90	
400 U STATES		2593		11966	
SHADES LAMP NOP SHADE HOLDERS		8328		66989	9081
100 U KINGDOM		330		1932	
231 HONG KONG		134		673	
335 GERMANY				3133	
344 ITALY		15		60	
347 JAPAN				130	
354 NETHRLNDS				783	
400 U STATES		1047		14944	
SPECTACLE FRAMES AND PARTS NOP		1526		21655	9082
100 U KINGDOM		1050		9714	
327 FRANCE		60		3388	
347 JAPAN				203	
389 IRELAND				1000	
400 U STATES		170638		1656598	
PARTS FOR SPECTACLE FRAMES		171748		1670903	9083
400 U STATES		5429		115235	
TOBACCO PIPES SMOKERS SETS		5429		115235	9084
100 U KINGDOM		15979		140723	
215 INDIA				90	
231 HONG KONG		77		382	
305 AUSTRIA		509		3794	
306 BELGIUM		113		234	
313 CHINA				187	
317 CZECHO S		1205		6324	
327 FRANCE		14116		133528	
335 GERMANY		1071		3052	
344 ITALY		12439		145404	
347 JAPAN				2228	
354 NETHRLNDS				40	
376 SWITZRLNO				4499	
400 U STATES		7284		69724	
TOBACCO POUCHES CIGARETTE CASE		52793		510209	9085
100 U KINGDOM		9381		71404	
231 HONG KONG				20	
305 AUSTRIA		7275		17533	
306 BELGIUM				173	
313 CHINA		43		43	
317 CZECHO S		464		1439	
318 DENMARK				28	
327 FRANCE		169		1024	
335 GERMANY		2003		12673	
344 ITALY		68		68	
347 JAPAN		882		14360	
376 SWITZRLNO				38	
400 U STATES		2560		22347	
TOILET AND MANICURE SETS		22845		141150	9086
100 U KINGDOM		1063		5872	
335 GERMANY		415		1994	
400 U STATES		1971		4203	
TRUNKS AND VALISES		3449		12069	9087
100 U KINGDOM		24123		250957	
231 HONG KONG				228	
306 BELGIUM				1917	
317 CZECHO S				5529	
327 FRANCE		16		571	
335 GERMANY		313		6769	
340 HUNGARY				64	
344 ITALY				2956	
347 JAPAN				133	
375 SWEDEN		384		24323	
376 SWITZRLNO				26	
400 U STATES		47238		235219	
UMBRELLAS PARASOLS SUNSHADES		72074		528692	9088
100 U KINGDOM		99		3419	
231 HONG KONG				89	
327 FRANCE		104		1708	
344 ITALY				308	
347 JAPAN		238		27391	
400 U STATES		6221		27635	
WINDOW SHADE OR BLIND ROLLERS		6662		60550	9090
375 SWEDEN		953		4403	
400 U STATES		23931		66492	
REFRIGERATOR PARTS		24884		70895	9091
100 U KINGDOM		71337		567329	
400 U STATES		1557778		11768582	
		1629115		12335911	

Articles and Countries from which Imported	MONTH OF NOVEMBER 1950		ELEVEN MONTHS ENDED NOVEMBER 1950		Class Number
	Quantities	Values (\$)	Quantities	Values (\$)	
MINERAL AND AERATED WATERS					9103
100 U KINGDOM		1338		5931	
327 FRANCE		20874		68439	
400 U STATES		298		12225	
		22510		86595	
ACCORDIONS CONCERTINAS MELODEONS	NO				9110
100 U KINGDOM			3	442	
317 CZECHO S			411	4555	
327 FRANCE			460	5061	
335 GERMANY	280	4043	5793	55996	
344 ITALY	1841	61349	9132	383209	
375 SWEDEN			1	556	
376 SWITZRLNO	206	3441	572	12245	
400 U STATES	100	5628	1270	76172	
	2427	74461	17642	538236	
BRASS BAND INSTRUMENTS					9111
100 U KINGDOM		5415		79856	
216 PAKISTAN		138		2114	
317 CZECHO S		1688		18527	
327 FRANCE		3314		38469	
335 GERMANY		333		598	
344 ITALY				9306	
400 U STATES		21994		158253	
		32882		307123	
HARPS	NO				9113
100 U KINGDOM			1	247	
400 U STATES	2	625	8	5391	
	2	625	9	5638	
CABINET ORGANS	NO				9114
400 U STATES	14	2015	27	6125	
	14	2015	27	6125	
PIPE ORGANS	NO				9115
400 U STATES	1	1552	2	18127	
	1	1552	2	18127	
ORGAN PARTS N O P					9116
100 U KINGDOM		192		24829	
400 U STATES		15927		103854	
		16119		128683	
PIANOS	NO				9117
100 U KINGDOM	3	1246	17	5160	
306 BELGIUM			1	959	
400 U STATES	20	14762	100	100631	
	23	16015	118	106750	
PIANO PARTS N O P					9118
100 U KINGDOM		2126		7742	
327 FRANCE				1218	
335 GERMANY		1157		1157	
400 U STATES		8172		140552	
		11462		150669	
PIANO AND ORGAN PARTS FOR MFR					9119
100 U KINGDOM		3848		25391	
400 U STATES		3458		67541	
		7306		92932	
PHONOGRAPHS GRAMOPHONES N O P					9120
100 U KINGDOM		1931		29991	
376 SWITZRLNO				941	
400 U STATES		66862		457374	
		68800		488306	
PHONOGRAPH RECORDS					9121
100 U KINGDOM		30474		231867	
231 HONG KONG				10	
234 AUSTRALIA		949		3458	
306 BELGIUM		156		319	
317 CZECHO S				3066	
326 FINLAND				460	
327 FRANCE		908		15159	
335 GERMANY				2029	
344 ITALY				663	
347 JAPAN		138		876	
375 SWEDEN		314		570	
376 SWITZRLNO				2569	
400 U STATES		79284		758266	
		112223		1019312	
OTHER MUSICAL INSTRUMENTS					9122
100 U KINGDOM		1709		11214	
309 BRAZIL				663	
317 CZECHO S		868		7656	
327 FRANCE		472		14586	
335 GERMANY		12094		77398	
344 ITALY		188		3901	
347 JAPAN		1051		12650	
352 MEXICO				558	
354 NETHRLNOS				14	
375 SWEDEN				131	
376 SWITZRLNO		16997		106146	
400 U STATES		34073		264391	
		67452		499308	
MUSICAL INSTRUMENT STRINGS					9123
100 U KINGDOM				1573	
215 INDIA				150	
335 GERMANY				1082	
400 U STATES		12101		66697	
		12101		69502	
PHONOGRAPHS COIN OPERATED	NO				9124
400 U STATES	13	5369	257	117827	
	13	5369	257	117827	



IMPORTS INTO CANADA FOR CONSUMPTION

Articles and Countries from which Imported	MONTH OF NOVEMBER 1950		ELEVEN MONTHS ENDED NOVEMBER 1950		Class Number
	Quantities	Values (\$)	Quantities	Values (\$)	
THERMOMETERS					9129
100 U KINGDOM		3092		44091	
400 U STATES		68718		578819	
		71810		622910	
APPARATUS X RAY					9130
100 U KINGDOM		939		20429	
327 FRANCE				622	
335 GERMANY				2263	
354 NETHRLNDS		2968		40855	
375 SWEDEN				3209	
376 SWITZRLND				4123	
400 U STATES		271658		2501234	
		275565		2572735	
ARTIFICIAL LARYNX					9131
400 U STATES		49		271	
		49		271	
BOTANICAL SPECIMENS					9132
100 U KINGDOM				823	
207 UN SO AFR				100	
400 U STATES		1608		31494	
		1608		32417	
OLD COINS STAMPS TROPHIES					9133
100 U KINGDOM		783		14523	
203 B E AFR				30	
207 UN SO AFR				528	
224 JAMAICA				21	
327 FRANCE				90	
354 NETHRLNDS				390	
360 ISRAEL				1879	
376 SWITZRLND				200	
381 ALASKA				200	
400 U STATES		17767		261814	
		18550		279675	
CAMERAS AND CAMERA PARTS N O P					9134
100 U KINGDOM		8467		114590	
305 AUSTRIA		158		158	
317 CZECHO S		277		6117	
327 FRANCE		3335		17984	
335 GERMANY		52558		341961	
344 ITALY				4467	
347 JAPAN		4699		51705	
376 SWITZRLND		4779		39490	
400 U STATES		104108		925873	
		178381		1572345	
CAMERA PARTS UNFINISHED					9135
400 U STATES		23390		217641	
		23390		217641	
CAMERA LENSES AND SHUTTERS					9136
327 FRANCE				62	
335 GERMANY				337	
400 U STATES		26240		304490	
		26240		304889	
COLLECTIONS OF ANTIQUITIES					9137
100 U KINGDOM		27310		201825	
207 UN SO AFR				250	
220 BERMUDA				1065	
227 BAHAMAS				1655	
327 FRANCE		148		1626	
335 GERMANY				130	
344 ITALY				1331	
347 JAPAN				537	
389 IRELAND				417	
400 U STATES		23112		230132	
		50570		438968	
CYCLOMETERS AND SPEEDOMETERS					9138
100 U KINGDOM		1609		10053	
376 SWITZRLND		1785		2050	
400 U STATES		16788		151344	
		20182		163447	
GLOBES GEOGRAPHICAL					9139
100 U KINGDOM		3597		18043	
327 FRANCE		508		508	
400 U STATES		5847		49524	
		9952		68075	
MODELS OF INVENTIONS					9140
100 U KINGDOM				72	
376 SWITZRLND				255	
400 U STATES		10667		70463	
		10667		70790	
APPARATUS FOR INSTITUTIONS					9141
100 U KINGDOM		25995		253441	
317 CZECHO S				603	
318 DENMARK				7583	
327 FRANCE		749		15103	
335 GERMANY		2302		15870	
384 NETHRLNDS				1704	
359 NORWAY		995		1382	
375 SWEDEN		142		1106	
376 SWITZRLND		632		19867	
400 U STATES		421305		5131608	
		522120		5448267	
OPERATING ROOM EQUIPMENT					9142
100 U KINGDOM		824		6173	
306 BELGIUM				226	
327 FRANCE		380		2686	

## IMPORTS INTO CANADA FOR CONSUMPTION

Articles and Countries from which Imported	MONTH OF NOVEMBER 1950		ELEVEN MONTHS ENDED NOVEMBER 1950		Class Number
	Quantities	Values (\$)	Quantities	Values (\$)	
335 GERMANY		596		4573	
400 U STATES		189312		1780673	
DENTAL INSTRUMENTS		191112		1794331	9143
100 U KINGDOM		2296		92491	
305 AUSTRIA		13342		22488	
317 CZECHOS		418		740	
327 FRANCE		2685		25595	
335 GERMANY		13008		153086	
344 ITALY		212		2606	
347 JAPAN				8568	
354 NETHRLNDS				13000	
375 SWEDEN		1006		3597	
376 SWITZRLND		602		8134	
400 U STATES		66581		686396	
SURGICAL TRUSSES AND SUPPORTS		100150		1016701	9144
100 U KINGDOM				4231	
400 U STATES		4151		49733	
ARTICLES FOR THE BLIND		4151		53964	9148
100 U KINGDOM		169		2337	
306 BELGIUM				500	
376 SWITZRLND				3308	
400 U STATES		6779		44909	
OPTICAL AND PHILSOPTICAL INST		6948		51054	9146
100 U KINGDOM		16843		214078	
234 AUSTRALIA				661	
306 BELGIUM				2254	
317 CZECHOS		278		2500	
318 DENMARK		18		753	
323 EL SALVD				162	
327 FRANCE		18927		183757	
335 GERMANY		8002		85787	
344 ITALY				168	
347 JAPAN		9741		87769	
359 NORWAY				305	
375 SWEDEN		1378		14428	
376 SWITZRLND		13		53140	
400 U STATES		238540		2134566	
PROFESSIONAL CAMERAS AND PARTS		293740		2720328	9147
100 U KINGDOM		2346		12828	
327 FRANCE				59	
335 GERMANY		208		1601	
344 ITALY				155	
376 SWITZRLND				1037	
400 U STATES		28737		339858	
EDUCATIONAL FILMS		31291		355538	9148
100 U KINGDOM		3748		28257	
215 INDIA				34	
234 AUSTRALIA		188		188	
306 BELGIUM				320	
327 FRANCE		737		6337	
354 NETHRLNDS				169	
400 U STATES		36591		375336	
CINEMATOGRAPH CAMERAS		41264		410641	9149
400 U STATES		79		13354	
SURGICAL INSTRUMENTS		79		13354	9150
100 U KINGDOM		19712		126769	
305 AUSTRIA				42	
327 FRANCE		429		14372	
335 GERMANY		7003		91934	
344 ITALY				15872	
347 JAPAN		1218		15405	
354 NETHRLNDS				2225	
375 SWEDEN		5910		54038	
376 SWITZRLND				5588	
400 U STATES		322481		2913513	
RACING SHELLS OR GARS	NO	356753		3239758	9151
100 U KINGDOM		79		810	
234 AUSTRALIA			1	153	
376 SWITZRLND			1	336	
400 U STATES				490	
BOATS OPEN PLEASURE	NO	79	2	1789	9152
100 U KINGDDM			40	8844	
327 FRANCE			1	205	
375 SWEDEN	6	470	7	569	
400 U STATES	32	2664	310	30484	
LAUNCHES PLEASURE MOTIVE POWER	NO	38	358	40102	9153
100 U KINGDOM			4	9645	
227 BAHAMAS			1	1000	
400 U STATES	2	2784	36	44465	
MATERIALS EXWHOUSE FOR VESSELS	2	2784	41	55110	9154
SHIPS AND VESBELS REPAIRS ON					9155
334 ST PIERRE				2899	

IMPORTS INTO CANADA FOR CONSUMPTION

Articles and Countries from which Imported	MONTH OF NOVEMBER 1950		ELEVEN MONTHS ENDED NOVEMBER 1950		Class Number
	Quantities	Values (\$)	Quantities	Values (\$)	
372 SPAIN 381 ALASKA 400 U STATES				2400 175 49582	
SHIPS FOREIGN BUILT COASTAL	NO	10658		55056	9156
375 SWEDEN 400 U STATES			1 6 7	55000 382975 437975	
VESSELS FOREIGN BUILT N O P					9157
100 U KINGDOM 341 ICELAND 400 U STATES		42864 200000 937		138282 200000 692323	
BUGGIES CUTTERS VEHICLES N O P	NO	243801		1037605	9162
100 U KINGDOM 400 U STATES			65	2284	
	189	12647	1981	132802	
CHILDRENS CARRIAGES AND PARTS	NO	12647	2046	135086	9163
100 U KINGDOM 344 ITALY 376 SWITZRLNO 400 U STATES		484	579 10 2	6974 281 129	
	1 4	75 741	414	5721	
	26	1300	1005	13105	
CHILDRENS SLEDS VEHICLES N O P					9164
100 U KINGDOM 400 U STATES		442 31191		5175 269567	
		31633		274742	
SLEIGHS N O P AND PARTS	NO				9165
WAGONS AND SLEDS FARM AND PTS	NO				9166
100 U KINGDOM 400 U STATES		1486	4	1486	
	58	10768	3388	482480	
	62	12254	3392	490966	
WAGONS FREIGHT DRAYS AND PARTS	NO				9167
400 U STATES		178	5	760	
		178	5	760	
WHEELBARROWS HAND TRUCKS CARTS	NO				9168
100 U KINGDOM 375 SWEDEN 400 U STATES		518	1201 1	11715 46	
	4383	62812	45784	664510	
	4400	63330	46986	676271	
TRUCKS AND CARS N O P					9169
100 U KINGDOM 400 U STATES				1347 125044	
		9294		126391	
TRAILERS FOR MOTOR VEHICLES	NO				9170
100 U KINGDOM 400 U STATES		7845	26	40132	
	228	43780	511	276039	
	234	51625	537	316171	
AIRCRAFT NOT OVER 1500 LB WT	NO				9171
400 U STATES		15495	64	214496	
	5	15495	64	214496	
AIRCRAFT 1501 TO 3000 LB WT	NO				9172
400 U STATES		12192	15	88333	
	2	12192	15	88333	
AIRCRAFT 3001 TO 7500 LB WT	NO				9173
100 U KINGDOM 400 U STATES			2	81347	
	1	4619	5	130188	
	1	4619	7	211535	
AIRCRAFT OVER 7500 LB WEIGHT	NO				9174
400 U STATES		339387	8	370162	
	6	339387	8	370162	
AIRCRAFT PTS EXCLUDING ENG PTS					9175
100 U KINGDOM 234 AUSTRALIA 381 ALASKA 400 U STATES		120990 1018 156		1572066 8313 296	
		885951		7408688	
		1008115		8989363	
PAINTINGS UNDER 20 DOLLARS	NO				9181
100 U KINGDOM 305 AUSTRIA 306 BELGIUM 327 FRANCE 335 GERMANY 344 ITALY 354 NETHRLNOS 400 U STATES		192	620 288 300 79 86 45 364 297	4260 974 150 1066 433 616 623 2060	
	34	150	2079	10182	
PAINTINGS 20 DOLLARS OR OVER					9182
100 U KINGDOM 207 UN 80 AFR 234 AUSTRALIA 305 AUSTRIA 306 BELGIUM 317 CZECHO S 327 FRANCE 335 GERMANY 344 ITALY 354 NETHRLNOS 376 SWITZRLNO 400 U STATES		38106 50 595 5038 105 1223 4827 41724		137590 50 5251 35 500 39193 2240 10759 134821 8409 498683	
		91668		837655	
STATUES AND STATUETTES N O P					9183
100 U KINGDOM 215 INDIA 231 HONG KONG		3647 188 109		38813 450 2368	

## IMPORTS INTO CANADA FOR CONSUMPTION

Articles and Countries from which Imported	MONTH OF NOVEMBER 1950		ELEVEN MONTHS ENDED NOVEMBER 1950		Class Number
	Quantities	Values (\$)	Quantities	Values (\$)	
313 CHINA		236		1753	
317 CZECHO S		74		691	
318 DENMARK				440	
326 FINLAND				20	
327 FRANCE		4758		31039	
335 GERMANY		1358		9419	
344 ITALY		9072		45849	
347 JAPAN		3429		25058	
354 NETHRLNOS		81		281	
366 PORTUGAL				1454	
376 SWITZRLND				239	
400 U STATES		9651		64395	
		32603		222269	
<b>PORCELAIN STATUES STATUETTES</b>					9184
100 U KINGDOM		37144		606686	
231 HONG KONG		1326		21264	
305 AUSTRIA		80		1634	
313 CHINA				3819	
317 CZECHO S				1979	
318 DENMARK		2202		16910	
326 FINLAND		197		450	
327 FRANCE		1876		13783	
335 GERMANY		28638		147275	
340 HUNGARY				732	
344 ITALY		15009		77583	
347 JAPAN		13198		188087	
352 MEXICO				399	
354 NETHRLNDS		1390		1817	
375 SWEDEN				255	
376 SWITZRLND				578	
400 U STATES		25584		141600	
		126644		1224851	
<b>SCULPTURES CANADIAN MODELS</b>					9185
344 ITALY				3291	
400 U STATES				1326	
				4617	
<b>MATERIAL FOR HARD METAL COMPS</b>					9187
100 U KINGDOM		4585		10556	
400 U STATES		19958		297841	
		24543		308397	
<b>MATERIALS FOR CYANIDE MFR</b>					9190
400 U STATES				1983	
				1983	
<b>ARTICLES FOR FERTILIZER MFR</b>					9191
100 U KINGDOM				617	
400 U STATES		1210		22563	
		1210		23180	
<b>ARTICLES FOR GOVERNOR GENERAL</b>					9192
100 U KINGDOM				3426	
327 FRANCE		250		833	
372 SPAIN				174	
400 U STATES				74	
		250		4507	
<b>ARTICLES FOR CONSULS</b>					9193
100 U KINGDOM		24052		112754	
207 UN SO AFR				11388	
215 INDIA		20		1162	
216 PAKISTAN		56		226	
221 B GUIANA				11	
223 BARBADOS		228		661	
224 JAMAICA		134		265	
225 TRINIDAD		205		408	
227 BAHAMAS				12	
234 AUSTRALIA				4284	
236 NEW ZEAL		200		6200	
304 ARGENTINA				12950	
306 BELGIUM		200		4236	
309 BRAZIL				1090	
312 CHILE				1030	
313 CHINA				22	
316 CUBA		346		8721	
317 CZECHO S		242		7723	
318 DENMARK		115		6205	
320 DOM REP				75	
326 FINLAND				450	
327 FRANCE		8749		45826	
334 ST PIERRE				894	
335 GERMANY				3493	
336 GREECE				96	
338 HAITI				60	
344 ITALY		386		4583	
352 MEXICO		700		1012	
354 NETHRLNDS		10695		24491	
357 NETH ANT				407	
359 NORWAY				80	
360 ISRAEL				2000	
363 PERU				865	
365 POLAND				835	
366 PORTUGAL				853	
372 SPAIN		404		4064	
375 SWEDEN		509		30637	
376 SWITZRLND		44		4168	
379 TURKEY				800	
380 USSR				3628	
388 YUGO SLAV				10366	

IMPORTS INTO CANADA FOR CONSUMPTION

149

Articles and Countries from which Imported	MONTH OF NOVEMBER 1950		ELEVEN MONTHS ENDED NOVEMBER 1950		Class Number
	Quantities	Values (\$)	Quantities	Values (\$)	
400 U STATES		52896		938444	
ARTICLES IMPERIAL ARMY NAVY		100181		1257475	9194
100 U KINGDOM		648099		941555	
220 BERMUDA				130	
366 PORTUGAL				11	
400 U STATES		6473		76450	
CANADIAN GOODS RETURNED		654572		1018146	9195
100 U KINGDOM		56429		334076	
203 B E AFR				1125	
204 S RHOD				271	
207 UN SO AFR		4187		10937	
215 INDIA		2000		2225	
218 MALAYA				84902	
220 BERMUDA		11450		21639	
221 B GUIANA		106		1607	
223 BARBADOS		104		4717	
224 JAMAICA				16392	
225 TRINIDAD				6246	
227 BAHAMAS		493		1211	
228 LEEW WIND		68		495	
231 HONG KONG				30424	
232 MALTA				759	
234 AUSTRALIA				40737	
236 NEW ZEAL				7379	
304 ARGENTINA				217	
306 BELGIUM				18092	
307 BEL CONGO				48	
309 BRAZIL				2417	
313 CHINA				163	
314 COLOMBIA				2152	
316 CUBA				606	
318 DENMARK		60		11715	
320 DOM REP				1050	
327 FRANCE		230		1548	
332 FR W IND				90	
334 ST PIERRE				3070	
335 GERMANY				65196	
338 HAITI				668	
339 HONDURAS				685	
341 ICELAND				9472	
344 ITALY		1000		9050	
347 JAPAN				93733	
352 MEXICO		370		9077	
354 NETHRLNDS				7114	
359 NORWAY				990	
360 ISRAEL		3000		5000	
364 PHIL		240		240	
365 POLAND				100	
366 PORTUGAL		2750		3188	
375 SWEDEN		9603		76186	
376 SWITZRLND				15931	
381 ALASKA		5025		6687	
383 HAWAII				20000	
387 VENEZUELA		560		7022	
389 IRELAND				5675	
400 U STATES		424182		4795344	
EXWAREHOUSED SHIPS STORES NOP		521857		5737668	9197
100 U KINGDOM		6281		96380	
221 B GUIANA		480		11561	
223 BARBADOS		40		384	
224 JAMAICA		46		216	
225 TRINIDAD				102	
227 BAHAMAS				65	
334 AUSTRALIA				426	
316 CUBA				40	
318 DENMARK		1192		9252	
327 FRANCE		151		852	
344 ITALY		19		97	
354 NETHRLNDS				47	
359 NORWAY		878		878	
366 PORTUGAL				185	
372 SPAIN				22281	
384 P RICO				46	
400 U STATES		23290		162130	
ARTICLES EXWHOUSE FOR EXCISE		32377		304942	9198
BATTERY JARS GLASS OR RUBBER					9199
100 U KINGDOM		331		1931	
400 U STATES		45112		511471	
ARTICLES FOR BINDER TWINE MFR		45443		513402	9200
400 U STATES				607	
CASUAL DONATIONS				607	9201
100 U KINGDOM		55		365	
220 BERMUDA				3660	
231 HONG KONG				15	
306 BELGIUM				20	
327 FRANCE				15	
354 NETHRLNDS				50	

## IMPORTS INTO CANADA FOR CONSUMPTION

Articles and Countries from which Imported	MONTH OF NOVEMBER 1950		ELEVEN MONTHS ENDED NOVEMBER 1950		Class Number
	Quantities	Values (\$)	Quantities	Values (\$)	
400 U STATES		5177		167866	
		5232		171991	
CORSET CLASPS STEELS WIRES					9202
100 U KINGDOM		1846		5708	
400 U STATES		877		11205	
		2723		16913	
FEATHERS FLOWERS ART FOR HATS					9204
100 U KINGDOM		735		9143	
317 CZECHOSLOVAKIA		18476		159025	
327 FRANCE		10477		142083	
335 GERMANY		11840		43188	
344 ITALY		1059		5339	
347 JAPAN		8333		72957	
376 SWITZERLAND				89	
400 U STATES		12001		73441	
		62921		505265	
LIFEBOATS LIFESAVING APPARATUS					9205
400 U STATES				655	
				655	
INTERNATIONAL BRIDGE MATERIAL					9206
MINERS RESCUE APPLIANCES					9207
100 U KINGDOM		1155		8852	
400 U STATES		118725		895240	
		119880		904092	
MATERIALS FOR TEXTILE PRINTING					9208
100 U KINGDOM		3727		50450	
327 FRANCE				977	
400 U STATES		15077		154506	
		18804		205933	
SALTS OF THORIUM OR CERIUM					9209
400 U STATES				33959	
				33959	
SPURS AND STILTS					9210
400 U STATES		418		16533	
		418		16533	
VACCINE AND PLASMA CONTAINERS					9212
400 U STATES		4018		56867	
		4018		56867	
GOODS FREE BY ORDER IN COUNCIL					9213
100 U KINGDOM		15170		145204	
225 TRINIDAD				17680	
306 BELGIUM				386	
327 FRANCE				9835	
336 GREECE				1696	
381 ALASKA				250	
400 U STATES		8848		2073298	
		24018		2248349	
ARTICLES FOR MFR TOBACCO PIPES					9214
100 U KINGDOM				44	
328 FR AFRICA				803	
344 ITALY				302	
372 SPAIN				1846	
400 U STATES		3060		14272	
		3060		17267	
SAFETY GLASS SHEET ADHESIVES					9215
400 U STATES		68772		652143	
		68772		652143	
AUTOMOBILE ACCESSORIES TOURIST					9221
100 U KINGDOM				38	
400 U STATES		38586		287326	
		38586		287364	
AUTOMOBILE TIRES TUBES TOURIST					9222
400 U STATES		14319		144699	
		14319		144699	
BOOTS AND SHOES TOURIST					9223
100 U KINGDOM		957		9439	
220 BERMUDA		4		203	
227 SAHAMAS				63	
306 BELGIUM				26	
327 FRANCE		6		110	
344 ITALY		12		68	
359 NORWAY				10	
381 ALASKA				48	
400 U STATES		299766		2629165	
		300745		2639132	
CLOTHING TOURIST					9224
100 U KINGDOM		7822		109443	
220 BERMUDA		185		1994	
223 SAHADOS		5		45	
224 JAMAICA				621	
227 SAHAMAS				676	
306 BELGIUM				276	
316 CUBA				14	
327 FRANCE		28		1978	
335 GERMANY				57	
344 ITALY		68		699	
354 NETHRLNDS				325	
359 NORWAY				8	
376 SWITZERLAND				133	
381 ALASKA		15		261	
400 U STATES		1616913		14442095	
		1625036		14558625	

Articles and Countries from which Imported	MONTH OF NOVEMBER 1950		ELEVEN MONTHS ENDED NOVEMBER 1950		Class Number
	Quantities	Values (\$)	Quantities	Values (\$)	
<b>RADIO SETS TOURIST</b>					
100 U KINGDOM	NO	2 30	24	972	9225
400 U STATES	4029	126090	41234	1253103	
	4031	126120	41258	1254075	
<b>APPLIANCES FURNISHINGS TOURIST</b>					
100 U KINGDOM		174		25085	9226
220 BERMUDA				41	
223 BARBADOS		3		103	
306 BELGIUM				259	
327 FRANCE		37		636	
344 ITALY		26		214	
354 NETHRLNDS				171	
364 PHIL				23	
375 SWEDEN				119	
400 U STATES		577519		3829595	
		577759		3856246	
<b>OTHER TOURIST PURCHASES</b>					
100 U KINGDOM		13562		165017	9227
207 UN SO AFR				26	
220 BERMUDA		232		2935	
223 BARBADOS		103		247	
224 JAMAICA				836	
225 TRINIDAD				42	
227 SAHAMAS				622	
306 BELGIUM				1439	
309 BRAZIL				33	
318 DENMARK				102	
327 FRANCE		178		10700	
335 GERMANY				681	
344 ITALY		365		5617	
352 MEXICO		233		384	
354 NETHRLNDS		14		438	
359 NORWAY				155	
375 SWEDEN				346	
376 SWITZRLND				329	
381 ALASKA		11		633	
387 VENEZUELA				84	
400 U STATES		890793		7682011	
		905491		7872677	
<b>CARTRIDGES SHOT GUN SHELLS</b>					
100 U KINGDOM				2641	9237
359 NORWAY				569	
400 U STATES		698		6997	
		698		10207	
<b>DEXTROSE SOLUTIONS THERAPEUTIC</b>					
400 U STATES		17327		135589	9238
		17327		135589	
<b>METALLIC CARTRIDGES AMMUNITION</b>					
100 U KINGDOM		2644		25366	9239
234 AUSTRALIA				4701	
317 CZECHO S				2609	
400 U STATES		4855		30898	
		7499		63574	
<b>BLACKBOARDS OF SLATE OR PAPER</b>					
344 ITALY		2857		12884	9240
400 U STATES		24504		239221	
		27361		252705	
<b>PRESENTATIONS FOR LIFE SAVING</b>					
400 U STATES				410	9241
				410	
<b>BIOLOGICAL PRODUCTS M O P</b>					
100 U KINGDOM		442		21705	9242
234 AUSTRALIA				6487	
304 ARGENTINA				4084	
318 DENMARK				2386	
327 FRANCE				1350	
376 SWITZRLND				2060	
400 U STATES		117769		1092277	
		118211		1130349	
<b>BASKETS OF ALL KINDS M O P</b>					
100 U KINGDOM		509		7845	9243
224 JAMAICA		32		807	
231 HONG KONG		237		3684	
306 BELGIUM		6835		74242	
313 CHINA		30		401	
317 CZECHO S		260		11574	
327 FRANCE				1781	
335 GERMANY		1223		9206	
340 HUNGARY				8616	
344 ITALY		1455		15603	
347 JAPAN		2737		20732	
352 MEXICO		307		586	
365 POLAND		1412		6558	
366 PORTUGAL		1130		4628	
367 AZORES		469		9169	
375 SWEDEN				88	
400 U STATES		7417		33390	
		24061		208910	
<b>COMMUNION SETS CHURCH ARTICLES</b>					
100 U KINGDOM		1925		10056	9244
231 HONG KONG				200	
306 BELGIUM				7395	
313 CHINA		155		2424	
317 CZECHO S		5235		45903	
327 FRANCE		17206		169632	
336 GERMANY		16		1704	

## IMPORTS INTO CANADA FOR CONSUMPTION

Articles and Countries from which Imported	MONTH OF NOVEMBER 1950		ELEVEN MONTHS ENDED NOVEMBER 1950		Class Number
	Quantities	Values (\$)	Quantities	Values (\$)	
344 ITALY		17041		111335	
347 JAPAN		4906		39013	
354 NETHRLNDS		13		712	
372 SPAIN				5481	
389 IRELAND				3360	
400 U STATES		42299		366920	
		88796		764135	
CARTRIDGE CASES GUN WAOS CAPS					9246
100 U KINGDOM				6317	
359 NORWAY				1992	
400 U STATES				9677	
				17986	
CARTRIDGES AMMUNITION N O P					9247
100 U KINGDOM				615348	
359 NORWAY				719	
400 U STATES		46949		95017	
		46949		711084	
DAMAGED GOODS N O P					9248
ELECTRICAL ENERGY					9249
400 U STATES	KWH				
	1059360	14227	119520569	422159	
	1059360	14227	119520569	422159	
EXPRESS PARCELS					9250
100 U KINGDOM		1009		8875	
231 HONG KONG				810	
234 AUSTRALIA				9	
306 BELGIUM				1513	
327 FRANCE				357	
335 GERMANY				74	
344 ITALY				27	
347 JAPAN		27		306	
354 NETHRLNDS				545	
376 SWITZRLND				227	
381 ALASKA				10	
400 U STATES		448453		3680760	
		449489		3693513	
ICE					9251
400 U STATES		686		42180	
		686		42180	
INCUBATORS BROODERS AND PARTS					9252
234 AUSTRALIA	NO		1	804	
400 U STATES	564	36816	6007	277706	
	564	36816	6008	278510	
IRON SAND PRESSURE BLASTING					9253
100 U KINGDOM		4624		43607	
400 U STATES		51832		463330	
		56456		506937	
ALABASTER SPAR AMBER ORNAMENTS					9258
100 U KINGDOM		10883		71535	
231 HONG KONG		59		1429	
305 AUSTRIA		217		370	
317 CZECHO S		810		2841	
318 DENMARK				75	
327 FRANCE		404		4909	
335 GERMANY		19067		82656	
344 ITALY		911		9387	
347 JAPAN		30218		124455	
354 NETHRLNDS				17	
365 POLAND		9183		77206	
376 SWITZRLND		37		37	
400 U STATES		12078		21902	
		83867		396819	
MACHINE CARD CLOTHING					9256
100 U KINGDOM		1330		15437	
400 U STATES		1432		26740	
		2762		42177	
PENCILS LEAD NON PROPELLING					9257
100 U KINGDOM	GROSS		496	2106	
327 FRANCE			4	58	
335 GERMANY			518	2630	
347 JAPAN	2000	1307	4100	2708	
400 U STATES	1079	3379	7755	33498	
	3079	4686	12873	41000	
PENCILS LEAD N O P					9258
100 U KINGDOM		2510		9183	
327 FRANCE				522	
335 GERMANY		25		10553	
347 JAPAN		124		2598	
376 SWITZRLND				751	
400 U STATES		21364		156651	
		24023		180258	
PENS FOUNTAIN					9259
100 U KINGDOM		330		2095	
327 FRANCE				201	
335 GERMANY				154	
400 U STATES		23813		122265	
		24143		124715	
PENS N O P PENHOLDERS RULERS					9260
100 U KINGDOM		4519		44439	
231 HONG KONG				150	
327 FRANCE		15		604	
335 GERMANY		258		418	
376 SWITZRLND				52	
400 U STATES		21219		206243	
		26011		251906	



IMPORTS INTO CANADA FOR CONSUMPTION

Articles and Countries from which Imported	MONTH OF NOVEMBER 1950		ELEVEN MONTHS ENDED NOVEMBER 1950		Class Number
	Quantities	Values (\$)	Quantities	Values (\$)	
<b>POST OFFICE PARCELS</b>					<b>9261</b>
100 U KINGDOM		2014		32015	
207 UN SO AFR				648	
224 JAMAICA				36	
231 HONG KONG		1073		5466	
234 AUSTRALIA				398	
236 NEW ZEAL				492	
306 BELGIUM		58		3250	
313 CHINA				1581	
318 DENMARK				63	
327 FRANCE		33		1092	
335 GERMANY		148		342	
344 ITALY		30		241	
347 JAPAN		712		1946	
352 MEXICO				434	
354 NETHRLNDS		90		123	
376 SWITZRLND				102	
381 ALABKA				32	
400 U STATES		538401		4505614	
		542559		4553875	
<b>PRECIOUS STONES NOT MOUNTED</b>					<b>9262</b>
100 U KINGDOM		3289		162645	
215 INDIA		453		1756	
231 HONG KONG				1691	
234 AUSTRALIA		194		11477	
305 AUSTRIA		11792		155054	
306 BELGIUM				4064	
309 BRAZIL				298	
313 CHINA		111		263	
317 CZECHO B		88923		130538	
327 FRANCE		2871		69863	
335 GERMANY		17459		131205	
344 ITALY		58		13077	
347 JAPAN		9526		114749	
352 MEXICO		17620		79043	
371 SIAM		1168		10022	
372 SPAIN				10166	
376 SWITZRLNO		1822		18150	
400 U STATES		99925		784251	
		195211		1698312	
<b>PULLEYS BELT POWER TRANS MOP</b>					<b>9263</b>
100 U KINGDOM		1361		9929	
400 U STATES		56251		502322	
		57612		512251	
<b>SETTLERS EFFECTS</b>					<b>9264</b>
100 U KINGDOM		178721		1613926	
203 B E AFR				1350	
207 UN SO AFR		1700		34024	
210 G COAST				1200	
211 NIGERIA		500		1000	
215 INDIA		2400		32522	
216 PAKISTAN				800	
218 MALAYA		800		7410	
220 BERMUOA		880		11475	
221 B GUIANA		500		20111	
223 BARBADOB		1109		9259	
224 JAMAICA		990		13930	
225 TRINIDAD		700		8280	
227 BAHAMAS		795		7164	
228 LEEW WIND		500		2100	
230 GIBRALTAR				1055	
231 HONG KONG		26995		83685	
232 MALTA		150		4860	
234 AUSTRALIA		4264		46423	
236 NEW ZEAL		3275		9870	
303 ARABIA				1500	
304 ARGENTINA				18835	
305 AUSTRIA		4350		42051	
306 BELGIUM		16900		91860	
308 BOLIVIA				650	
309 BRAZIL		2670		81498	
312 CHILE				4575	
313 CHINA		23090		102620	
314 COLOMBIA				33480	
316 CUBA		5416		6516	
317 CZECHO B		690		62546	
318 DENMARK		2910		29485	
320 DOM REP				1900	
321 ECUADOR		2000		12005	
322 EGYPT				845	
324 ESTONIA		21197		88932	
325 ETHIOPIA				600	
326 FINLAND		740		5640	
327 FRANCE		18543		135191	
328 FR AFRICA		3300		5600	
331 FR OCEANA				2500	
334 ST PIERRE				100	
335 GERMANY		23534		342032	
336 GREECE		125		7239	
337 GUATEMALA				700	
338 HAITI				2030	
340 HUNGARY		2000		6030	
341 ICELAND				50	
342 IRAN				150	
344 ITALY		17295		54043	
347 JAPAN		1000		7000	

## IMPORTS INTO CANADA FOR CONSUMPTION

Articles and Countries from which Imported	MONTH OF NOVEMBER 1950		ELEVEN MONTHS ENDED NOVEMBER 1950		Class Number
	Quantities	Values (\$)	Quantities	Values (\$)	
349 LATVIA		915		1481	
352 MEXICO				10628	
354 NETHRLNDS		37833		881483	
355 INDONESIA				5130	
357 NETH AMT		25		10493	
359 NORWAY		200		9850	
360 ISRAEL		600		15375	
361 PANAMA				100	
363 PERU		2050		29320	
364 PHIL		7500		8900	
365 POLAND		1800		13120	
366 PORTUGAL		25		525	
370 ROUMANIA				895	
372 SPAIN				1300	
375 SWEDEN		74122		164644	
376 SWITZRLND		26770		125080	
377 SYRIA		2500		8250	
381 ALASKA		1500		5494	
383 HAWAII				11413	
384 P RICO				1000	
387 VENEZUELA		5800		11159	
388 YUGO SLAV		2000		3335	
389 IRELAND				11315	
400 U STATES		688679		7158220	
		1222358		11427157	
SHOW CASES AND METAL PARTS					9265
100 U KINGDDM		37		1201	
335 GERMANY				438	
400 U STATES		5434		70017	
		5471		71656	
SIGNS LETTERS OTHER THAN PAPER					9266
100 U KINGDOM		458		12597	
306 BELGIUM				65	
327 FRANCE				32	
354 NETHRLNDS				315	
376 SWITZRLND		255		561	
400 U STATES		40810		281615	
		41523		295185	
MEASURING RULES AND TAPES					9267
100 U KINGDOM		15792		146281	
327 FRANCE				177	
335 GERMANY		2508		27492	
347 JAPAN				2203	
354 NETHRLNDS				7495	
376 SWITZRLND		1251		1891	
400 U STATES		65808		605924	
		85359		791463	
WASTE AND JUNK N O P					9269
100 U KINGDOM	CWT	117	484	314	1165
400 U STATES		16415	34349	173909	248053
		16532	34833	174223	249218
WAX VEGETABLE AND MINERAL N O P					9270
100 U KINGDOM	LB			328	76
309 BRAZIL		155192	134199	1961795	1772788
314 COLOMBIA				200	99
316 CUBA				968	321
335 GERMANY		11176	1418	74403	11604
352 MEXICO		30111	18737	83564	47645
365 POLAND				11000	1706
400 U STATES		35362	10778	618986	243851
		231841	165132	2751244	2078090
WAX AND MANUFACTURES N O P					9271
100 U KINGDDM		586		3080	
215 INDIA				2496	
327 FRANCE				1282	
335 GERMANY				2633	
400 U STATES		21713		144787	
		22299		154278	
WHIPS AND PARTS					9272
100 U KINGDOM		97		3486	
400 U STATES		327		3220	
		424		6706	
WINDOW CORNICES CORNICE POLES					9273
100 U KINGDOM		396		801	
400 U STATES				218	
		396		1019	
UNENUMERATED ARTICLES					9274
400 U STATES		17170		47881	
		17170		47881	









IMPORTS INTO CANADA FOR CONSUMPTION

Changes affecting Previous Reports	1950
Cumulative Totals adjusted in December Report	Import List No.11

MONTH OF APRIL, 1950

Class Number

8053 - Deduct from United Kingdom ..	17 oz.	\$ -
--------------------------------------	--------	------

MONTH OF OCTOBER, 1950

Class Number

3305 - Deduct from Belgium .....	18,967 sq.ft.	\$ 14,663
3303 - Add to Belgium .....	18,967 sq.ft.	\$ 14,663

MONTH OF NOVEMBER, 1950

Class Number

3035 - Deduct from Czechoslovakia ..	6,912 lb.	\$ 5,376
3032 - Add to Czechoslovakia ..	6,912 lb.	\$ 5,376
3307 - Deduct from Czechoslovakia ..	4,428 sq.ft.	\$ 3,090
3303 - Add to Czechoslovakia ..	4,428 sq.ft.	\$ 3,090
8053 - Deduct from United States ...	504 oz.	\$ -
8054 - Deduct from United Kingdom ..	1,052 oz.	\$ -
8368 - Add to United States ...	20,250 lb.	\$ -

Income Tax Return for the year ending 1917

Income Tax Return for the year ending 1917

Income Tax Return for the year ending 1917

Income Tax Return for the year ending 1917

Income Tax Return for the year ending 1917

Income Tax Return for the year ending 1917

Income Tax Return for the year ending 1917

Income Tax Return for the year ending 1917

Income Tax Return for the year ending 1917

Income Tax Return for the year ending 1917



IMPORTS INTO CANADA FOR CONSUMPTION

Changes affecting Previous Reports  
 Cumulative Totals will be adjusted in Volume III of  
 the Annual Report of the Trade of Canada for 1950

1950  
 Import  
 List No.12

MONTH OF FEBRUARY, 1950

Class Number

8186 - Deduct from United States....	200 lb.	\$	486 ✓
8117 - Add to United States....	200 cwt.	\$	486
9018 - Deduct from United Kingdom...	-	\$	267
9019 - Add to United Kingdom...	-	\$	267

MONTH OF APRIL, 1950

2052 - Deduct from United States....	-	\$	67
2063 - Add to United States....	-	\$	67
5526 - Deduct from United States....	-	\$	33
5524 - Add to United States....	-	\$	33
7084 - Deduct from United States....	-	\$	159 ✓
7089 - Add to United States....	-	\$	159

MONTH OF MAY, 1950

94 - Deduct from United States....	817 lb.	\$	421
102 - Add to United States....	817 lb.	\$	421
6168 - Deduct from United States....	-	\$	159
6236 - Add to United States....	-	\$	159

MONTH OF JUNE, 1950


7084 - Deduct from United States....	-	\$	291
7089 - Add to United States....	-	\$	291
8186 - Deduct from United States....	215 lb.	\$	524 ✓
8117 - Add to United States....	215 cwt.	\$	524

MONTH OF AUGUST, 1950

2054 - Deduct from Netherlands.....	530 cwt.	\$	4,044
2052 - Add to Netherlands.....	530 cwt.	\$	4,044
7166 - Deduct from United Kingdom...	348 gal.	\$	282 ✓
7167 - Add to United Kingdom...	348 gal.	\$	282 ✓

MONTH OF OCTOBER, 1950

3175 - Deduct from United States....	101 lb.	\$	467
3414 - Add to United States....	101 cwt.	\$	467



DOMINION BUREAU OF STATISTICS  
DEPARTMENT OF TRADE AND COMMERCE

TRADE OF CANADA

**IMPORTS**

DECEMBER, 1950

AND

TWELVE MONTHS ENDED DECEMBER, 1950

Published by Authority of the Rt. Hon. C. D. Howe  
Minister of Trade and Commerce

PREPARED IN THE EXTERNAL TRADE SECTION,  
INTERNATIONAL TRADE DIVISION,  
DOMINION BUREAU OF STATISTICS, OTTAWA



## TABLE OF CONTENTS

	Page
EXPLANATORY NOTES.....	2
KEY TO ABBREVIATIONS OF COUNTRIES.....	3
SUMMARY TABLES:	
Imports into Canada for Consumption, by Countries.....	4
Imports into Canada for Consumption, by Main Groups.....	6
DETAILED TABLES:	
Imports for Consumption, by Articles and Countries:	
Agricultural and Vegetable Products (except Chemicals, Fibres and Wood):	Class Number
A – Mainly Food.....	1 to 390
B – Other than Food.....	1501 to 1846
Animals and Animal Products (except Chemicals and Fibres).	2012 to 2348
Fibres, Textiles and Textile Products.....	3001 to 3574
Wood, Wood Products and Paper.....	4002 to 4311
Iron and Its Products.....	5001 to 5732
Non-Ferrous Metals and Their Products (except Gold).....	6001 to 6256
Non-Metallic Minerals and Their Products (except Chemicals)	7001 to 7303
Chemicals and Allied Products.....	8001 to 8436
Miscellaneous Commodities.....	9000 to 9274

## EXPLANATORY NOTES

1. In all the tables of imports in this Report, the quantities and values are based upon the declarations of importers (import entries), as subsequently checked by Customs officials.
2. Weight, where shown is the net weight of the goods, that is, it excludes the weight of the covers or receptacles, except in cases of certain goods, as provided in the Customs Tariff.
3. The expression "ton" means 2,000 pounds, and "cwt." 100 pounds, avoirdupois. Where other units of quantity are used, Imperial standards apply.
4. In this Report are trade items such as "Engines, gas, n.o.p., and parts", which show both quantities and values. In the item "Engines, gas, n.o.p., and parts", the quantity represents the number of complete gas engines only, while the value represents not only the value of the specified number of complete gas engines but also the value of all kinds of "Parts" of gas engines; therefore, in this item, and in similar items, the average value per unit cannot be ascertained.
5. "Imports" means "Imports entered for Consumption". "Entered for Consumption" does not imply that the goods have been actually consumed in Canada, but that they have passed into the custody of the importer and that duty has been paid on the dutiable portion.
6. For statistical purposes, the value of merchandise imported, as shown in this Report, is the value as determined for Customs duty purposes. In most cases, this would be the invoice value of the goods converted to Canadian dollars at authorized exchange ratios. The value does not include charges such as freight, insurance, handling, duties or taxes.
7. Imports into Canada are classified as received from the countries whence they were consigned to Canada. The countries of consignment are the countries from which the goods have come, without interruption of transit, except in the course of transshipment or transfer from one conveyance to another. The countries whence goods are consigned are not necessarily the countries of actual origin, since goods produced in one country may be purchased by a firm in another country and thence despatched, after a longer or shorter interval, to Canada. In such cases the second country would be the country of consignment to which the goods would be credited. An example is the case of tea grown in the Orient but purchased in the bonded market in London, England; Canadian statistics record such imports as coming from the United Kingdom.
8. The initials "N.O.P." mean "not otherwise provided for".
9. Some of the descriptions of articles used in this Report are abbreviated and incomplete due to lack of space and mechanical limitations. Full descriptions are shown in the annual printed report of the Trade of Canada.
10. Throughout this Report, figures are subject to revision.
11. The Foreign Trade of Newfoundland is included as from April 1, 1949.

## KEY TO ABBREVIATIONS OF COUNTRIES

U Kingdom.....	United Kingdom	Fr Africa.....	French Africa
Ireland.....	Ireland	Fr E Ind.....	French East Indies
Aden.....	Aden	Fr Guiana.....	French Guiana
B E Afr.....	British East Africa	Fr Oceana.....	French Oceania
S Rhod.....	Southern Rhodesia	Fr W Ind.....	French West Indies
N Rhod.....	Northern Rhodesia	Madagascr.....	Madagascar
Un So Afr.....	Union of South Africa	St. Pierre.....	St. Pierre and Miquelon
B S A Other.....	Other British South Africa	Germany.....	Germany
Gambia.....	Gambia	Greece.....	Greece
G Coast.....	Gold Coast	Guatemala.....	Guatemala
Nigeria.....	Nigeria	Haiti.....	Haiti (Republic of)
S Leone.....	Sierra Leone	Honduras.....	Honduras
B W A Other.....	Other British West Africa	Hungary.....	Hungary
A E Sudan.....	Anglo-Egyptian Sudan	Iceland.....	Iceland
India.....	India	Iran.....	Iran
Pakistan.....	Pakistan	Iraq.....	Iraq
Ceylon.....	Ceylon	Italy.....	Italy
Malaya.....	Federation of Malaya	Tripoli.....	Tripoli
B E I Other.....	Other British East Indies	Ital Afr.....	Other Italian Africa
Bermuda.....	Bermuda	Japan.....	Japan
B Guiana.....	British Guiana	Korea.....	Korea
B Hond.....	British Honduras	Latvia.....	Latvia
Barbados.....	Barbados	Liberia.....	Liberia
Jamaica.....	Jamaica	Lithuania.....	Lithuania
Trinidad.....	Trinidad and Tobago	Mexico.....	Mexico
Bahamas.....	Bahamas	Morocco.....	Morocco
Leew Wind.....	Leeward and Windward Islands	Nethrlnds.....	Netherlands
Falkland.....	Falkland Islands	Indonesia.....	Indonesia
Gibraltar.....	Gibraltar	Surinam.....	Surinam
Hong Kong.....	Hong Kong	Neth Ant.....	Netherlands Antilles
Malta.....	Malta	Nicaragua.....	Nicaragua
Australia.....	Australia	Norway.....	Norway
Fiji.....	Fiji	Israel.....	Israel
New Zeal.....	New Zealand	Panama.....	Panama
B Oceania.....	Other British Oceania	Paraguay.....	Paraguay
Afghan.....	Afghanistan	Peru.....	Peru
Albania.....	Albania	Phil.....	Philippine Islands
Arabia.....	Arabia	Poland.....	Poland
Argentina.....	Argentina	Portugal.....	Portugal
Austria.....	Austria	Azores.....	Azores and Madeira
Belgium.....	Belgium and Luxembourg	Port Afr.....	Portuguese Africa
Bel Congo.....	Belgian Congo	Port Asia.....	Portuguese Asia
Bolivia.....	Bolivia	Roumania.....	Roumania
Brazil.....	Brazil	Siam.....	Siam
Bulgaria.....	Bulgaria	Spain.....	Spain
Burma.....	Burma	Canary Is.....	Canary Islands
Chile.....	Chile	Span Afr.....	Spanish Africa
China.....	China	Sweden.....	Sweden
Colombia.....	Colombia	Switzrlnd.....	Switzerland
C Rica.....	Costa Rica	Syria.....	Syria
Cuba.....	Cuba	Jordan.....	Jordan
Czecho S.....	Czechoslovakia	Turkey.....	Turkey
Denmark.....	Denmark	U S S R.....	U.S.S.R. (Russia)
Greenland.....	Greenland	Alaska.....	Alaska
Dom Rep.....	Dominican Republic	Virgin Is.....	American Virgin Islands
Ecuador.....	Ecuador	Hawaii.....	Hawaii
Egypt.....	Egypt	P Rico.....	Puerto Rico
El Salvd.....	El Salvador	U S Ocea.....	United States Oceania
Estonia.....	Estonia	Uruguay.....	Uruguay
Ethiopia.....	Ethiopia	Venezuela.....	Venezuela
Finland.....	Finland	Yugo Slav.....	Yugoslavia
France.....	France	U States.....	United States

## IMPORTS INTO CANADA FOR CONSUMPTION, BY COUNTRIES (EXCLUDING GOLD)

Countries	Month of December		Twelve Months ended December	
	1949	1950	1949	1950
<b>Commonwealth Countries</b>				
United Kingdom.....	20,754,912	32,025,356	307,449,800	404,213,449
Ireland.....	5,072	(b)	70,595	(b)
Aden.....	-	-	883,653	11,875
British East Africa.....	686,164	2,415,266	6,093,851	15,065,642
Southern Rhodesia.....	768	5,708	798,192	401,260
Northern Rhodesia.....	6,633	2,238	58,611	50,982
Union of South Africa.....	207,294	211,548	3,862,155	4,963,522
Other British South Africa.....	-	-	-	-
Gambia.....	-	-	-	-
Gold Coast.....	129,535	666,591	6,708,586	8,998,735
Nigeria.....	-	147,668	2,592,827	1,485,760
Sierra Leone.....	-	-	9,734	293,990
Other British West Africa.....	-	-	-	163
Anglo-Egyptian Sudan.....	485	-	25,352	53,412
India.....	846,002	2,810,225	26,232,933	37,261,567
Pakistan.....	62,209	211,217	1,193,399	1,706,201
Ceylon.....	803,892	1,314,027	11,635,246	17,604,067
Federation of Malaya.....	849,855	4,589,079	16,187,488	28,852,378
Other British East Indies.....	-	19,353	21,297	46,807
Bermuda.....	4,940	1,507	144,127	87,196
British Guiana.....	1,693,159	1,322,010	22,355,055	21,734,704
British Honduras.....	85,500	222,055	295,154	444,944
Barbados.....	146,825	168,276	7,079,658	10,056,682
Jamaica.....	169,043	132,087	16,576,574	19,080,245
Trinidad and Tobago.....	75,563	275,986	14,575,054	15,204,858
Bahamas.....	91,566	72,479	817,685	532,343
Leeward and Windward Islands.....	14,170	18,664	297,403	395,215
Falkland Islands.....	-	-	-	-
Gibraltar.....	-	508	-	1,563
Hong Kong.....	208,984	248,194	2,989,265	2,203,020
Malta.....	3,215	7,958	21,608	20,264
Newfoundland.....	-	-	(a) 917,604	-
Australia.....	1,657,553	2,235,092	27,428,529	32,802,935
Fiji.....	982,630	1,401,387	7,997,221	10,194,394
New Zealand.....	618,493	1,062,493	8,910,160	11,855,123
Other British Oceania.....	-	-	-	-
<b>Total Commonwealth Countries...</b>	<b>30,104,462</b>	<b>51,587,572</b>	<b>494,228,816</b>	<b>645,624,296</b>
<b>Foreign Countries</b>				
Ireland.....	(c)	35,384	(c)	147,340
Afghanistan.....	-	-	2,569	108,771
Albania.....	-	-	-	-
Arabia.....	2,615,674	1,413,930	12,126,624	28,115,143
Argentina.....	146,843	485,708	3,323,646	10,912,638
Austria.....	69,024	260,933	381,922	964,229
Belgium and Luxembourg.....	1,148,218	2,112,671	19,021,599	22,794,903
Belgian Congo.....	111,248	92,906	702,515	1,481,236
Bolivia.....	9,932	1,098,231	2,048,876	2,442,097
Brazil.....	2,366,067	2,066,249	21,162,743	28,178,279
Bulgaria.....	-	-	500	4,021
Burma.....	-	-	32,340	-
Chile.....	23,864	2,052	598,421	1,352,925
China.....	167,879	393,394	3,346,790	5,298,549
Colombia.....	915,184	853,217	12,588,191	13,342,312
Costa Rica.....	125,943	233,451	2,118,213	3,378,245
Cuba.....	253,377	380,858	6,562,471	4,133,915
Czechoslovakia.....	193,368	306,204	6,400,934	6,035,598
Denmark.....	108,291	401,891	1,893,367	1,405,572
Greenland.....	-	-	-	-
Dominican Republic.....	47,269	305,103	3,822,365	1,179,848
Ecuador.....	32,006	153,133	1,136,958	1,473,261
Egypt.....	3,471	15,030	155,085	659,028
El Salvador.....	4,855	5,755	1,053,850	847,815
Estonia.....	200	815	11,310	29,882
Ethiopia.....	1,732	8,237	48,930	31,468
Finland.....	11,306	11,798	44,837	217,211
France.....	1,224,714	1,526,627	13,309,236	14,668,544
French Africa.....	572	3,675	16,662	542,918
French East Indies.....	-	-	-	-
French Guiana.....	-	-	-	-
French Oceania.....	348,484	-	416,847	476,334
French West Indies.....	1,968	-	122,986	90
Madagascar.....	-	-	9,112	8,452
St. Pierre and Miquelon.....	839	3,409	12,121	17,496

(a) January - March, 1949.

(b) See Foreign Countries.

(c) See Commonwealth Countries.



Countries	Month of December		Twelve Months ended December	
	1949	1950	1949	1950
	\$	\$	\$	\$
<b>Foreign Countries - Concluded</b>				
Germany.....	549,848	962,294	7,134,030	11,025,627
Greece.....	4,902	23,107	135,056	202,508
Guatemala.....	266,089	371,633	5,742,676	5,780,546
Haiti (Republic of).....	145,947	96,316	1,026,093	1,768,650
Honduras.....	343,256	335,536	6,986,349	5,620,680
Hungary.....	4,018	2,968	75,596	36,108
Iceland.....	-	-	52,398	232,782
Iran.....	12,387	71,263	288,418	192,141
Iraq.....	625,788	637,357	1,417,950	1,200,743
Italy.....	442,001	911,153	9,048,005	9,372,810
Tripoli.....	-	-	-	-
Other Italian Africa.....	-	-	-	2,210
Japan.....	1,046,952	1,367,794	5,551,302	12,086,627
Korea.....	1,000	-	1,000	34,683
Latvia.....	-	-	3,761	2,573
Liberia.....	-	-	6,890	-
Lithuania.....	-	-	2,380	-
Mexico.....	4,433,226	1,212,059	25,494,259	32,973,793
Morocco.....	3,266	63,586	142,007	703,812
Netherlands.....	220,563	456,737	6,687,602	8,896,031
Indonesia.....	76,256	75,298	1,454,114	728,239
Surinam.....	-	-	326,398	227,617
Netherlands Antilles.....	780,800	1,265,138	3,712,849	17,336,415
Nicaragua.....	13,552	6,145	179,393	339,405
Norway.....	54,173	65,007	1,212,241	1,404,606
Israel.....	44,277	46,089	504,447	489,925
Panama.....	444,153	101,936	2,571,560	5,477,962
Paraguay.....	9,976	62,024	374,157	350,475
Peru.....	740,405	217,622	2,464,533	3,961,113
Philippine Islands.....	121,593	839,364	4,203,194	6,425,161
Poland.....	9,177	58,409	182,502	357,144
Portugal.....	95,596	213,105	1,351,132	1,698,088
Azores and Madeira.....	32,048	25,178	553,879	387,069
Portuguese Africa.....	-	-	211,994	108,502
Portuguese Asia.....	-	-	-	-
Roumania.....	100	-	3,150	18,533
Siam.....	387	49,297	72,499	1,180,746
Spain.....	203,610	236,564	2,426,617	3,558,015
Canary Islands.....	-	-	10,965	6,438
Spanish Africa.....	-	-	-	-
Sweden.....	275,791	600,203	3,473,888	5,145,163
Switzerland.....	1,109,489	1,083,549	10,901,729	14,463,841
Syria.....	3,436	7,395	429,123	62,134
Jordan.....	-	-	-	-
Turkey.....	57,778	408,596	1,206,656	1,280,087
U.S.S.R. (Russia).....	163	130	10,673	80,390
United States.....	150,977,928	182,275,903	1,951,860,065	2,130,475,929
Alaska.....	83,268	96,461	1,217,818	976,439
American Virgin Islands.....	1,720	-	13,954	12,180
Hawaii.....	105,773	52,059	360,998	494,690
Puerto Rico.....	31,746	294,119	523,282	931,342
United States Oceania.....	-	-	84,715	114,644
Uruguay.....	90,343	330,433	1,069,002	2,769,880
Venezuela.....	9,888,747	7,593,668	91,697,470	87,264,077
Yugoslavia.....	10,220	19,091	45,033	121,549
<b>Total Foreign Countries.....</b>	<b>183,300,076</b>	<b>214,705,247</b>	<b>2,266,978,425</b>	<b>2,528,628,842</b>
<b>GRAND TOTAL.....</b>	<b>213,404,538</b>	<b>266,292,819</b>	<b>2,761,207,241</b>	<b>3,174,253,136</b>

IMPORTS INTO CANADA FOR CONSUMPTION FROM ALL COUNTRIES, FROM THE UNITED KINGDOM  
 AND FROM THE UNITED STATES, BY MAIN GROUPS (EXCLUDING GOLD)

Main Groups	Month of December		Twelve Months ended December	
	1949	1950	1949	1950
	\$	\$	\$	\$
<u>ALL COUNTRIES</u>				
Agricultural and Vegetable Products (except Chemicals, Fibres and Wood)...	33,002,206	44,772,661	377,392,843	484,475,331
Animals and Animal Products (except Chemicals and Fibres).....	5,349,377	8,419,036	74,076,446	86,967,642
Fibres, Textiles and Textile Products....	24,440,034	35,506,563	333,031,836	364,508,831
Wood, Wood Products and Paper.....	6,859,835	8,329,812	86,326,534	100,365,624
Iron and Its Products.....	60,098,125	74,578,048	891,551,452	980,229,066
Non-Ferrous Metals and Their Products....	14,750,144	19,247,557	174,691,723	215,526,566
Non-Metallic Minerals and Their Products (except Chemicals).....	46,062,697	49,251,427	535,328,513	611,741,427
Chemicals and Allied Products.....	11,755,252	11,949,289	130,660,078	158,221,055
Miscellaneous Commodities.....	11,086,868	14,238,426	158,127,706	172,217,594
Total.....	213,404,538	266,292,819	2,761,207,241	3,174,253,138
<u>UNITED KINGDOM</u>				
Agricultural and Vegetable Products (except Chemicals, Fibres and Wood)...	3,136,171	2,378,908	20,806,939	27,260,410
Animals and Animal Products (except Chemicals and Fibres).....	647,669	800,597	6,201,467	9,722,031
Fibres, Textiles and Textile Products....	5,554,516	9,524,781	119,227,688	112,913,155
Wood, Wood Products and Paper.....	256,158	316,001	3,101,268	3,681,765
Iron and Its Products.....	5,163,554	10,344,060	81,509,747	148,849,915
Non-Ferrous Metals and Their Products....	2,554,017	3,446,736	21,370,465	38,320,797
Non-Metallic Minerals and Their Products (except Chemicals).....	1,440,911	2,669,075	26,639,073	30,201,816
Chemicals and Allied Products.....	866,147	992,775	8,447,320	14,047,043
Miscellaneous Commodities.....	1,135,769	1,552,423	20,145,333	18,516,517
Total.....	20,754,912	32,025,356	307,449,800	404,213,449
<u>UNITED STATES</u>				
Agricultural and Vegetable Products (except Chemicals, Fibres and Wood)...	14,367,338	18,015,222	146,372,412	180,071,719
Animals and Animal Products (except Chemicals and Fibres).....	4,073,219	5,932,783	53,161,371	57,239,707
Fibres, Textiles and Textile Products....	11,904,151	19,697,598	134,376,496	151,775,914
Wood, Wood Products and Paper.....	6,418,573	7,726,619	79,982,162	92,329,546
Iron and Its Products.....	54,425,005	62,015,145	794,210,104	811,007,787
Non-Ferrous Metals and Their Products....	10,241,341	12,092,716	121,817,996	135,685,578
Non-Metallic Minerals and Their Products (except Chemicals).....	30,599,091	35,020,419	383,633,214	430,858,904
Chemicals and Allied Products.....	9,919,961	10,302,973	115,033,025	134,603,008
Miscellaneous Commodities.....	9,029,249	11,472,428	123,273,285	136,903,766
Total.....	150,977,928	182,275,903	1,951,860,065	2,130,475,929

IMPORTS INTO CANADA FOR CONSUMPTION

Articles and Countries from which Imported	MONTH OF DECEMBER 1950		TWELVE MONTHS ENDED DECEMBER 1950		Class Number	
	Quantities	Values (\$)	Quantities	Values (\$)		
<b>GROUP 1</b>						
<b>AGRICULTURAL PRODUCTS</b>						
<b>A MAINLY FOOD</b>						
APPLES FRESH	236 NEW ZEAL 400 U STATES		1353408 4661992	69641 299811	1	
		50440	2645	6015400	369452	
APRICOTS QUINCES FRESH	312 CHILE 400 U STATES		7225 11171037	855 963139	2	
			11178262	963994		
BANANAS FRESH	222 B HOND 224 JAMAICA 228 LEEW WIND 309 BRAZIL 314 COLOMBIA 315 C RICA 316 CUBA 320 DOM REP 321 ECUADOR 337 GUATEMALA 338 HAITI 339 HONOURAS 352 MEXICO 361 PANAMA 384 P RICO 400 U STATES	34065	225229	290 148 1959 965 124550 389739 241 1226 134646 600142 36996 820645 3406 727506 14 558	1459 1025 5878 3425 635954 3054561 1843 8456 719022 3947673 111891 5465214 3800 5477343 176 4046	3
		165251	1057954	2843031	19441766	
CHERRIES FRESH	400 U STATES		2208742	520244	4	
			2208742	520244		
CRANBERRIES FRESH	400 U STATES		3743573	406433	5	
		1014830	106001	3743573	406433	
GRAPE FRUIT FRESH	224 JAMAICA 228 LEEW WIND 231 HONG KONG 316 CUBA 339 HONOURAS 352 MEXICO 384 P RICO 400 U STATES	11250 2597	375 502	547711 49490 10939 116090 2369182 248871 35710 86789839	28824 2470 3294 6526 91906 12308 1348 3998382	6
		9462305	312317	90167832	4145058	
GRAPES FRESH	304 ARGENTINA 306 BELGIUM 312 CHILE 400 U STATES	45	21	64246 411 186906 66019935	10804 177 32998 4968003	7
		10290608	657032	66271498	5011982	
GUAVAS MANGOES PLANTAINS FRESH	228 LEEW WIND 400 U STATES				242 36162 36404	8
			789			
LEMONS FRESH	344 ITALY 372 SPAIN 400 U STATES		10213	109771 7059	461638 19564	9
		29195	169695	297465	1743508	
		31945	179908	414295	2224710	
LIMES FRESH	228 LEEW WIND 400 U STATES			8906 11795	29950 23731	10
		574	1106	20701	53681	
MUSKMELONS CANTAL OUPES FRESH	312 CHILE 352 MEXICO 400 U STATES			134007 927115	11029 72176	11
		12065	975	14870019	736913	
		12065	975	15931141	820118	
MELONS FRESH N O P	316 CUBA 400 U STATES			5114	12901	12
		492	125	1637936	806150	
		492	125	1643050	819051	
ORANGES MANDARINES FRESH	224 JAMAICA 231 HONG KONG 344 ITALY 347 JAPAN 352 MEXICO 372 SPAIN 400 U STATES	1250	3000	1680 130 1250 355695 779943 34122	1811 1117 3000 661397 1413581 55419	13
		756401	1671504	7294670	15972291	
		1236092	2513160	8467490	18108616	
PEACHES FRESH	312 CHILE 400 U STATES			6649 17450244	935 1301866	14
				17456893	1302801	
PEARS FRESH	304 ARGENTINA 400 U STATES			19159	2721	15
		759385	35629	17874603	1237535	
		759385	35629	17893762	1240258	

## IMPORTS INTO CANADA FOR CONSUMPTION

Articles and Countries from which Imported	MONTH OF DECEMBER 1950		TWELVE MONTHS ENDED DECEMBER 1950		Class Number
	Quantities	Values (\$)	Quantities	Values (\$)	
PINEAPPLES FRESH					16
316 CUBA	CRATE				
383 HAWAII	10882	27072	201019	619240	
384 P RICO	37	150	107	573	
400 U STATES	272	759	5316	23962	
	11191	27981	11784	34090	
			218226	677865	
PLUMS OR PRUNES FRESH					17
304 ARGENTINA	LB		1330	233	
312 CHILE			13192	1859	
400 U STATES			7162505	851069	
			7177027	853161	
BERRIES FRESH N O P					18
400 U STATES	LB		327871	43118	
	580	97	327871	43118	
STRAWBERRIES FRESH					19
400 U STATES	LB		3450960	782722	
	175	47	3450960	782722	
FRESH FRUITS N D P					20
400 U STATES		10712		62327	
		10712		62327	
APPLES DRIED					31
400 U STATES	LB		1765817	58706	
	275457	7066	1765817	58706	
	275457	7066			
APRICOTS NECTARINES DRIED					32
207 UN SD AFR	LB		39500	6899	
400 U STATES		12215	728707	222009	
	35207	12215	768207	228908	
BANANAS DRIED					33
309 BRAZIL	LB		240	151	
400 U STATES		144	7080	7224	
	250	144	7320	7375	
CURRENTS DRIED					34
234 AUSTRALIA	LB		6162733	699685	
336 GREECE			3000	333	
400 U STATES		3339	223588	38935	
	15688	3339	6389321	738953	
DATES DRIED UNPITTED IN BULK					35
231 HDNG KONG	LB		1320	390	
400 U STATES		435	25438	6036	
	1350	435	25438	6036	
	1670	546	26758	6426	
DATES DRIED N D P					36
100 U KINGDOM	LB		309265	37529	
231 HDNG KONG		29	949	524	
327 FRANCE		1541	5461	1541	
342 IRAN		68028	682160	68028	
343 IRAQ		637357	11609102	1200743	
400 U STATES		56545	2241467	379082	
	7161318	763500	14848404	1687447	
FIGS DRIED					37
100 U KINGDOM	LB		23208	2802	
336 GREECE			4650	591	
366 PORTUGAL		14877	483103	69950	
379 TURKEY		72728	1523996	281563	
400 U STATES		8659	2352583	413066	
	508903	96264	4387540	767972	
PEACHES DRIED					38
207 UN SD AFR	LB		108460	23322	
400 U STATES		1539	289126	60701	
	5391	1539	397586	84023	
PRUNES DR PLUMS DRIED UNPITTED					39
231 HONG KONG	LB		5568	2355	
354 NETHRLNDS		23	1654657	254297	
400 U STATES		92282	13057030	2028370	
	543807	92282	14717455	2285022	
	543887	92305			
PEARS DRIED					40
207 UN SD AFR	LB		32125	7918	
400 U STATES		65	55718	12307	
	250	65	87843	20225	
RAISINS					41
207 UN SD AFR	LB		126750	17932	
234 AUSTRALIA		6466	35822438	4092595	
354 NETHRLNDS			550755	65428	
372 SPAIN		569	882	569	
400 U STATES		143149	11768933	1780599	
	730179	143149	48269758	5957123	
	768561	150184			
FRUITS DRIED N O P					42
207 UN SD AFR	LB		1152	931	
228 LEW WIND			4816	235	
231 HDNG KONG		2635	46331	26398	
400 U STATES		2551	36711	8531	
	12409	5186	89010	36095	
CHERRIES SULPHURED OR IN BRINE					51
344 ITALY	LB		5356196	606646	
354 NETHRLNDS		67646	27781	3100	
400 U STATES			123540	18004	
	623214	67646	5507517	627750	
OLIVES SULPHURED DR IN BRINE					52
231 HDNG KONG	LB		1020	203	
312 CHILE		19	3461	1376	
328 FR AFRICA			43203	5896	
336 GREECE		9831	309342	72454	
344 ITALY			72966	10146	
353 MOROCCO			11000	1500	
363 PERU			2250	678	

IMPORTS INTO CANADA FOR CONSUMPTION

Articles and Countries from which Imported	MONTH OF DECEMBER 1950		TWELVE MONTHS ENDED DECEMBER 1950		Class Number	
	Quantities	Values (\$)	Quantities	Values (\$)		
372 SPAIN	365662	75341	4753940	1300889	53	
377 SYRIA			763	228		
400 U STATES	137307	18796	1315518	273839		
LEMON ORANGE GRAPE FRUIT RINDS	538869	103987	6513463	1667209		
224 JAMAICA				484	54	
231 HONG KONG		425		5260		
338 HAITI				3229		
344 ITALY		936		74682		
384 P RICO		20853		64007		
400 U STATES				32657		
		22214		180312		
PEACHES AND APRICOTS IN CANS	LB				55	
207 UN SO AFR	2760	446	3379563	426763		
234 AUSTRALIA	32674	3314	4581886	406688		
344 ITALY			16500	1377		
400 U STATES	113120	12051	1309411	140649		
	148554	15811	9287360	975477		
PEARS IN CANS	LB				56	
234 AUSTRALIA	2222	282	1489397	143589		
400 U STATES	128230	20418	263958	42558		
	130452	20700	1753355	186147		
PINEAPPLE IN CANS	LB				57	
100 U KINGDOM			6000	918		
207 UN SO AFR	56412	11852	4525782	815160		
218 MALAYA	36000	4771	2094150	286596		
234 AUSTRALIA	192501	34036	8226724	1522070		
235 FIJI			520293	51544		
313 CHINA			186820	31327		
316 CUBA			38975	5157		
352 MEXICO	577798	59284	7301260	824547		
383 HAWAII			23167	3553		
384 P RICO			14400	2263		
400 U STATES	17214	3053	193054	29628		
	879925	112996	23130625	3572763		
FRUITS IN CANS N O P	LB				60	
100 U KINGDOM			4088	704		
231 HONG KONG	811	286	11180	4123		
234 AUSTRALIA			1022182	115793		
316 CUBA			21750	3589		
347 JAPAN			416905	37612		
354 NETHRLNDS			48321	7789		
400 U STATES	165417	15655	1348685	160747		
	166228	15941	2873111	330357		
FRUITS NUTS PICKLED PRESERVED	QAL				61	
100 U KINGDOM	224	996	42854	35535		
215 INDIA	68	234	1918	5152		
224 JAMAICA			631	710		
228 LEEW WIND			2604	1149		
231 HONG KONG	1054	3473	11356	32824		
316 CUBA	504	821	36310	40946		
327 FRANCE	84	352	701	3324		
336 GREECE			560	1299		
344 ITALY	1007	1392	9035	13763		
347 JAPAN	17	45	312	564		
354 NETHRLNDS	17795	17627	403265	442677		
372 SPAIN			2510	753		
400 U STATES	198	526	11390	28643		
	20951	25466	523446	607339		
FRUIT PULP N O P	LB				62	
100 U KINGDOM			329362	25296		
207 UN SO AFR			277481	35142		
234 AUSTRALIA	2300	303	164896	22414		
316 CUBA			100050	8956		
344 ITALY			55494	3173		
352 MEXICO	410375	37289	2716511	269547		
354 NETHRLNDS	40340	4634	2623827	255852		
372 SPAIN	5500	609	107318	18452		
389 IRELAND	20846	1054	20846	1054		
400 U STATES	58500	8234	517630	61632		
	537861	52123	6913415	701518		
JELLIES JAMS MARMALADES	LB					63
100 U KINGDOM	323300	58563	2113782	386025		
224 JAMAICA	916	119	13900	1681		
231 HONG KONG			424	150		
234 AUSTRALIA			12000	1217		
327 FRANCE			2018	1014		
388 YUGD SLAV			660	280		
400 U STATES	3153	548	154152	23765		
	327369	59230	2296936	414132		
GRAPE FRUIT ORANGE LEMON PULP	LB				64	
224 JAMAICA	137499	4336	792527	22682		
344 ITALY			24961	556		
353 MOROCCO			22094	749		
354 NETHRLNDS			619	111		
400 U STATES	760	68	4852	468		
	138259	4404	845053	24566		
MIXED FRUITS IN CANS	LB				64	
231 HONG KONG	720	276	2337	828		
234 AUSTRALIA	12042	2235	839970	132021		
400 U STATES	457684	60951	11219492	1412085		
	470446	63462	12061799	1544934		

## IMPORTS INTO CANADA FOR CONSUMPTION

Articles and Countries from which Imported	MONTH OF DECEMBER 1950		TWELVE MONTHS ENDED DECEMBER 1950		Class Number
	Quantities	Values (\$)	Quantities	Values (\$)	
LEMON JUICE					
328 FR AFRICA	GAL		4086	4436	68
344 ITALY			551	863	
400 U STATES	11205	23346	109588	258007	
	11205	23346	114225	263306	
ORANGE JUICE					
100 U KINGDOM	GAL 98	150	1187	1378	69
224 JAMAICA			92745	76691	
225 TRINIDAD			3000	2797	
400 U STATES	233460	162721	3033503	2720330	
	233558	162871	3130438	2801196	
PECTIN					
400 U STATES	LB 19289	34441	99855	157512	70
	19289	34441	99855	157512	
GRAPE JUICE OVER 1 GALLON					
	GAL				73
LIME JUICE NOT REFINED					
221 B GUIANA	GAL		2670	1876	74
224 JAMAICA			502	688	
225 TRINIDAD			1127	1003	
228 LEEW WIND	2020	1515	23886	13188	
400 U STATES			27	60	
	2020	1515	28212	16815	
FRUIT JUICES SPIRIT FORTIFIED					
400 U STATES	GAL 200	832	563	4037	75
	200	832	563	4037	
BLENDED FRUIT JUICES					
100 U KINGDOM	GAL		1260	1290	76
222 B HOND			6801	3872	
224 JAMAICA			214477	173359	
225 TRINIDAD			277060	239251	
400 U STATES	147278	98877	1838869	1700933	
	147278	98877	2338467	2118705	
FRUIT JUICES N O P					
100 U KINGDOM	GAL 83	195	7441	14888	77
234 AUSTRALIA			7061	10548	
400 U STATES	2010	2324	134939	142011	
	2093	2519	149441	167447	
GRAPE FRUIT JUICE					
100 U KINGDOM	GAL		117487	85289	78
222 B HOND			135522	77164	
224 JAMAICA			154491	133921	
225 TRINIDAD			937550	731864	
234 AUSTRALIA			600	657	
400 U STATES	141929	89712	1339866	1217183	
	141929	89712	2685516	2846078	
PINEAPPLE JUICE					
234 AUSTRALIA	GAL 380	373	167808	179902	79
235 FIJI			15000	10426	
352 MEXICO	71700	48263	341232	238253	
383 HAWAII			385657	376187	
400 U STATES	17598	16772	99399	100495	
	89678	65408	1009096	905263	
FRUIT SYRUPS CONCENTRD JUICES					
100 U KINGDOM	GAL		3069	8238	80
207 UN SO AFR			446	2966	
224 JAMAICA			1708	7152	
234 AUSTRALIA	49	122	217	502	
327 FRANCE			1862	5741	
354 NETHLND8			126	241	
375 SWEDEN			525	1051	
400 U STATES	9505	39131	336956	1684852	
	9554	39253	344909	1710743	
COCOANUTS					
222 B HOND	NO 1400	133	1400	133	81
235 FIJI			8400	465	
236 NEW ZEAL	10500	623	31500	1861	
316 CUBA			1560	161	
320 DOM REP	17500	1280	72500	5653	
339 HONDURAS	6300	548	74510	4370	
361 PANAMA	5000	519	5000	519	
384 P RICO	88440	7180	395090	30615	
400 U STATES	45740	3811	205826	17129	
	174880	14094	795786	60906	
COCOANUT DESICCATED					
100 U KINGDOM	LB		13000	1739	83
215 INDIA			41440	7615	
217 CEYLON	3250	680	2365285	436207	
224 JAMAICA			214671	43285	
364 PHIL	219930	43125	3920420	758067	
383 HAWAII			450	498	
384 P RICO			15700	3643	
400 U STATES	391690	97893	5866177	1543470	
	614870	141698	12437143	2794524	
COPRA NOT PREPARED					
234 AUSTRALIA	LB		61968	3417	84
331 FR OCEANA			4409200	420142	
355 INDONESIA			76987	4245	
364 PHIL	7168000	744745	42657275	4272967	
385 U S OCEA			1120000	114644	
	7168000	744745	48325430	48154415	
ALMONDS NOT SHELLD					
100 U KINGDOM	LB		35840	15235	91
344 ITALY		7280	320593	41109	
372 SPAIN	115316	20861	922875	158929	

IMPORTS INTO CANADA FOR CONSUMPTION

Articles and Countries from which Imported	MONTH OF DECEMBER 1950		TWELVE MONTHS ENDED DECEMBER 1950		Class Number
	Quantities	Values (\$)	Quantities	Values (\$)	
400 U STATES	1504	565	20753	5624	
BRAZIL NUTS NOT SHELLED	124100	22588	1300061	220827	92
100 U KINGDOM			21840	6331	
309 BRAZIL			1414486	235344	
400 U STATES	2320	821	3820	1426	
FILBERTS HAZEL NOT SHELLED	2320	821	1440146	243101	93
344 ITALY	59745	13935	652968	144346	
372 SPAIN			402112	51496	
400 U STATES	47941	11989	61685	16469	
PEANUTS GREEN SHELLED OR NOT	107686	25924	1116765	212311	94
207 UN SO AFR			17238	2055	
215 INDIA			19815433	1873474	
231 HONG KONG			20500	3184	
313 CHINA	454228	52765	22085668	2671766	
352 MEXICO	1214706	127865	21006760	2768526	
400 U STATES	28836	5067	2280221	542102	
PECANS NOT SHELLED	1697770	185697	65926520	7861114	95
400 U STATES	43964	14941	365037	111225	
WALNUTS NOT SHELLED	43964	14941	365037	111225	96
313 CHINA	50000	7397	50000	7397	
344 ITALY	10803	2167	184462	41426	
400 U STATES	34587	11046	2282017	623104	
OTHER NUTS NOT SHELLED	95390	20610	2516479	671927	97
215 INDIA			10000	3503	
231 HONG KONG	2121	527	6666	1911	
301 AFGHAN			900	418	
342 IRAN			92	69	
344 ITALY	22797	2287	39702	4217	
347 JAPAN			42350	5112	
379 TURKEY	600	401	1580	904	
400 U STATES	55505	12431	322016	82520	
ALMONDS SHELLED	81023	15646	493306	105654	101
100 U KINGDOM	26740	12707	153384	69051	
231 HONG KONG	270	143	3149	1632	
344 ITALY	116651	40174	830355	302240	
353 MOROCCO	192462	59750	192462	59750	
354 NETHRLNDS			213445	81725	
366 PORTUGAL	136800	50497	535945	187399	
372 SPAIN	107620	48751	831102	343618	
400 U STATES	5090	3964	97233	67258	
PEANUTS N O P	585633	215986	2857075	1112673	102
231 HONG KONG	250	60	10520	3540	
400 U STATES	9135	3742	138006	56470	
WALNUTS SHELLED	9385	3802	148526	60010	103
315 INDIA			12650	4334	
331 HONG KONG			10725	3870	
313 CHINA	521675	178358	4077282	1172494	
327 FRANCE	41777	25278	286157	139247	
314 ITALY	22321	10410	561903	216538	
366 PORTUGAL	2756	1503	2756	1503	
370 ROUMANIA			49604	17638	
379 TURKEY			256757	96726	
400 U STATES	2410	970	363873	173142	
OTHER NUTS SHELLED	590939	216819	5621707	1825422	104
231 HONG KONG			8174	3302	
344 ITALY	81335	29506	119688	50900	
372 SPAIN			171129	90955	
379 TURKEY			856617	268115	
400 U STATES	19892	13431	681748	293990	
BRAZIL NUTS SHELLED	101227	42937	1837356	707262	105
308 BOLIVIA			62370	29068	
309 BRAZIL	6930	4021	453552	212691	
400 U STATES	870	366	28744	20447	
CASHEW NUTS SHELLED	7800	4387	544666	262206	106
215 INDIA	131250	53050	1086750	427399	
309 BRAZIL			11150	2635	
400 U STATES	104253	50114	458535	202922	
PECANS SHELLED	235503	103164	1856435	632956	107
352 MEXICO	10800	9547	46860	34486	
400 U STATES	77516	78083	596693	620398	
ASPARAGUS FRESH	88316	87630	643553	654884	111
400 U STATES			6207504	707868	
BEANS GREEN FRESH			6207504	707868	112
400 U STATES	249271	34455	6691051	600384	
BEETS FRESH EXCEPT SUGAR BEETS	249271	34455	6691051	600384	114
400 U STATES	94135	2145	3179844	112250	
	94135	2145	3179844	112250	

## IMPORTS INTO CANADA FOR CONSUMPTION

Articles and Countries from which Imported		MONTH OF DECEMBER 1950		TWELVE MONTHS ENDED DECEMBER 1950		Class Number	
		Quantities	Values (\$)	Quantities	Values (\$)		
CABBAGE FRESH	352 MEXICO	LB		273306	4471	115	
	400 U STATES	131645	3699	56696195	1123093		
			131645	56969501	1127564		
CARROTS FRESH	352 MEXICO	LB		542450	15334	116	
	400 U STATES	1308959	45579	58601778	1544924		
			1308959	59144228	1560258		
CAULIFLOWER FRESH	400 U STATES	LB		11917526	466655	117	
			1803211	65361	466655		
CELERY FRESH	400 U STATES	LB		11917526	466655	118	
			2263098	124737	51889800		
			2263098	124737	51889800		
CUCUMBERS FRESH	316 CUBA	LB		30112	2531	119	
	400 U STATES	388423	30598	6570374	420988		
			388423	6600486	423519		
LETTUCE FRESH	352 MEXICO	LB		283996	12923	120	
	384 P RICO			8000	370		
400 U STATES			9765026	403218	80962740	3311767	
			9765026	403218	81254736	3325060	
MUSHROOMS TRUFFLES FRESH	100 U KINGDOM	LB		1050	2219	121	
	231 HONG KONG	120	414	1573	4386		
312 CHILE				25	43		
327 FRANCE				500	1430		
347 JAPAN	600	1044		15935	23495		
400 U STATES				262490	62972		
			720	1458	281573	94545	
ONIONS FRESH	234 AUSTRALIA	LB		746967	20589	122	
	236 NEW ZEAL			956182	21133		
312 CHILE				1275289	43658		
352 MEXICO				129025	5066		
354 NETHRLNDS				5857	151		
400 U STATES			1071867	51788	39743340	1198153	
			1071867	51788	42856660	1288750	
PEAS GREEN FRESH	352 MEXICO	LB		319656	22574	123	
	400 U STATES			1174506	95771		
			5317	845	1494162	118345	
POTATOES SWEET AND YAM9 FRESH	231 HONG KONG	CWT	41	538	304	4692	124
	400 U STATES		14303	71675	114480	580367	
			14344	72213	114784	585059	
POTATOES FRESH EXCEPT SEED	100 U KINGDOM	CWT			40	80	125
	400 U STATES		6722	16899	967100	2185143	
			6722	16899	967140	2185223	
SPINACH FRESH	400 U STATES	LB		5743556	486798	126	
			636374	56835	5743556	486798	
TOMATOES FRESH	224 JAMAICA	LB		1680726	72150	127	
	227 BAHAMAS			4402264	228965		
228 LEEW WIND				225264	18827		
316 CUBA				1089760	71366		
352 MEXICO			457871	45641	37175564	1716063	
400 U STATES			3816292	372873	57641774	4495085	
			5043989	487486	108215352	6602456	
VEGETABLES FRESH	N O P	LB				128	
	231 HONG KONG	21650	1680	157573	18417		
306 BELGIUM		1695	465	10658	3162		
312 CHILE				1222	205		
313 CHINA				2840	317		
316 CUBA				18396	1189		
344 ITALY	11000	900		167913	12547		
347 JAPAN	2500	218		16500	1015		
352 MEXICO				66024	8540		
375 SWEODN				26400	2821		
400 U STATES			1757371	150447	17337684	1893928	
			1794216	153710	17805210	1342141	
MUSTARO LIQUIO	100 U KINGDOM				229	131	
	327 FRANCE			651	4463		
400 U STATES					1640		
				651	6332		
PASTE HASH VEGETABLE MEAT FISH	100 U KINGDOM	LB		405255	82627	132	
	231 HONG KONG	115129	24661	1190	947		
234 AUSTRALIA				110160	25632		
344 ITALY				13213	11131		
347 JAPAN	1650	590		8924	1877		
359 NORWAY				9196	2426		
400 U STATES			1412	382	24552	5993	
			150339	33049	572490	130633	
POTATOES DRIED	100 U KINGDOM	LB		570860	139326	133	
	400 U STATES			217571	21283		
				788431	160609		
VEGETABLES DRIED	N O P	LB				134	
	100 U KINGDOM	2740	935	7965	2697		
231 HONG KONG		7421	2693	71094	27516		



Articles and Countries from which Imported	MONTH OF DECEMBER 1950		TWELVE MONTHS ENDED DECEMBER 1950		Class Number
	Quantities	Values (\$)	Quantities	Values (\$)	
322 EGYPT	6720	1654	100960	28407	
344 ITALY			5595	2459	
347 JAPAN	330	188	6561	3286	
354 NETHRLNDS			3000	1917	
400 U STATES	17920	9378	274627	84900	
VEGETABLES FROZEN	35131	14848	469802	151182	135
400 U STATES	LB		43685	4420	
ASPARAGUS IN CANS	LB		43685	4420	141
400 U STATES	915	317	100851	30726	
BEANS IN CANS	915	317	100851	30726	142
306 BELGIUM	LB		17439	2145	
327 FRANCE	2950	473	8870	1730	
400 U STATES	3500	241	79680	5215	
CORN IN CANS	6450	714	105989	9790	143
400 U STATES	LB		420	50	
MUSHROOMS AND TRUFFLES IN CANS	LB		420	50	144
231 HONG KONG	100	325	1057	2910	
327 FRANCE	25403	10358	222133	78134	
347 JAPAN			8159	12155	
400 U STATES			100	155	
PEAS IN CANS	25503	10683	231449	93354	145
306 BELGIUM	LB		44058	6705	
327 FRANCE			3000	718	
400 U STATES			121	23	
TOMATOES IN CANS			47179	7446	146
224 JAMAICA	LB		55000	6542	
304 ARGENTINA	110230	12178	110230	12178	
344 ITALY	75731	12823	465249	85098	
400 U STATES			238800	33253	
VEGETABLES N O P	183961	25001	869279	137071	147
IN CANS	LB				
100 U KINGDOM			1170	110	
231 HONG KONG	6071	1588	76634	20904	
306 BELGIUM			9678	1449	
322 EGYPT			9600	1203	
327 FRANCE	150	122	6294	3069	
336 GREECE	8250	1264	8250	1264	
347 JAPAN	6195	840	32330	6034	
400 U STATES	2853	659	52853	6845	
PIMENTOS IN CANS	23519	4473	203809	42878	148
372 SPAIN	LB		4070	724	
400 U STATES			50400	14586	
PICKLES			54470	15310	152
100 U KINGDOM	GAL				
215 INDIA	1434	4645	11804	24912	
227 BAHAMAS			369	1003	
231 HONG KONG	1092	2598	37341	17383	
306 BELGIUM			16364	28394	
313 CHINA			898	1158	
327 FRANCE			12	50	
344 ITALY	200	279	840	2497	
347 JAPAN	675	1454	6010	9901	
354 NETHRLNDS	22611	14848	5744	11455	
366 PORTUGAL			119525	132124	
400 U STATES	1304	2559	2834	6238	
SAUCES N O P AND	27316	26383	151687	96822	153
CATSUPS	GAL		353428	331937	
100 U KINGDOM	265	638	3041	8930	
215 INDIA			673	1721	
224 JAMAICA			114	422	
231 HONG KONG	795	2353	14103	28203	
313 CHINA	350	189	350	189	
327 FRANCE	80	341	217	475	
344 ITALY			221	1168	
347 JAPAN			643	1873	
400 U STATES	483	2274	14838	20433	
SAUCES SOY	1973	5795	34200	63414	155
231 HONG KONG	GAL				
313 CHINA	2469	2479	40618	33303	
347 JAPAN			807	416	
400 U STATES	437	517	12205	16507	
BARLEY BUCKWHEAT AND RYE	270	404	9287	9233	
400 U STATES	3176	3400	63617	59459	161
BEANS SOYA	BUSH		62050	78445	
231 HONG KONG	LB		62050	78445	162
400 U STATES			1700	146	
BEANS N O P	70998780	3331061	240260259	12139309	163
203 B E AFR	63345	3289	187911	13460	
215 INDIA			10112	1057	
231 HONG KONG	15906	1163	37886	4254	
312 CHILE			284	48	

## IMPORTS INTO CANADA FOR CONSUMPTION

Articles and Countries from which Imported	MONTH OF DECEMBER 1950		TWELVE MONTHS ENDED DECEMBER 1950		Class Number
	Quantities	Values (\$)	Quantities	Values (\$)	
313 CHINA			500	62	
327 FRANCE			109105	7942	
344 ITALY	8101	649	8101	649	
347 JAPAN			14300	1133	
354 NETHRLNDS	9385	1076	9385	1076	
377 SYRIA			11023	726	
400 U STATES	1124637	84144	3854687	376177	
	1221374	90321	4243294	406584	
INDIAN CORN			BUSH		167
400 U STATES	686999	1181631	9350560	16234028	
	686999	1181631	9350560	16234028	
OATS			BUSH		168
100 U KINGDOM			20	58	
304 ARGENTINA			1025498	1128981	
400 U STATES			262561	244823	
			1288079	1373862	
PEAS SPLIT			LB		169
100 U KINGDOM	8000	746	8000	746	
312 CHILE			6163	802	
377 SYRIA			88184	5968	
400 U STATES	258200	11789	2141500	102342	
	266200	12535	2243847	109858	
PEAS WHOLE			LB		170
100 U KINGDOM			2060	289	
236 NEW ZEAL	24740	1730	31580	2111	
306 BELGIUM			5511	284	
327 FRANCE			16535	1293	
328 FR AFRICA			11024	700	
352 MEXICO			117100	14948	
353 MOROCCO			21999	1578	
354 NETHRLNDS			65400	4337	
400 U STATES	1391368	59773	7210744	496984	
	1416108	61503	7481953	522524	
RICE UNCLEANNED UNHULLED PADDY			CWT		171
309 BRAZIL	88184	522376	88184	522376	
322 EGYPT			99138	569966	
371 SIAM			131101	805981	
400 U STATES	50643	276758	527392	2781414	
	138827	799134	845822	4679737	
RICE CLEANED			CWT		172
400 U STATES	10507	126355	48818	495584	
	10507	126355	48818	495584	
WHEAT			BUSH		174
400 U STATES			404	1055	
			404	1055	
BARLEY POT PEARL ROAST GROUND			LB		181
400 U STATES			1800	202	
			1800	202	
BRAN AND MILL FEED			CWT		182
100 U KINGDOM			22	114	
400 U STATES	4284	10767	76997	217598	
	4284	10767	77019	217712	
BUCKWHEAT MEAL OR FLOUR			CWT		183
400 U STATES			10	99	
			10	99	
CORN MEAL			BRL		184
400 U STATES	55	530	4841	44457	
	55	530	4841	44457	
HOMINY CRACKED OR DRIED CORN			CWT		185
400 U STATES	6648	32262	63433	294398	
	6648	32262	63433	294398	
MALT FLOUR			LB		187
400 U STATES	12000	902	273610	24640	
	12000	902	273610	24640	
OATMEAL AND ROLLED OATS			LB		188
100 U KINGDOM			2124	224	
400 U STATES			50	22	
			2174	246	
RICE STARCH FLOUR MEAL FEED			LB		189
231 HONG KONG	3130	730	17850	4374	
347 JAPAN	490	93	4890	808	
400 U STATES	11000	1033	191971	15016	
	14620	1856	214711	20198	
RYE FLOUR			BRL		191
400 U STATES			107	1327	
			107	1327	
SAGO AND CASSAVA FLOUR EDIBLE			LB		192
218 MALAYA			6720	308	
231 HONG KONG	100	21	2854	826	
309 BRAZIL			276980	20227	
400 U STATES	442	31	244553	18666	
	542	52	531107	40027	
SEMOLINA			BRL		193
400 U STATES					
WHEAT FLOUR			BRL		194
100 U KINGDOM			65	611	
231 HONG KONG			1	44	
400 U STATES	3	36	397	5261	
	3	36	463	5916	
BISCUITS AND BREAD DIETARY					201
100 U KINGDOM				1041	
400 U STATES				11323	
				12364	

IMPORTS INTO CANADA FOR CONSUMPTION

Articles and Countries from which Imported	MONTH OF DECEMBER 1950		TWELVE MONTHS ENDED DECEMBER 1950		Class Number
	Quantities	Values (\$)	Quantities	Values (\$)	
BISCUITS NOT SWEETENED N O P	LB				203
100 U KINGDOM	13898	5924	137418	60439	
318 DENMARK	1587	326	51330	11194	
327 FRANCE			96	20	
347 JAPAN			5322	1803	
354 NETHRLNDS			3110	1121	
359 NORWAY			23250	2657	
375 SWEDEN	7579	1151	225823	43429	
400 U STATES	10613	2869	637181	155124	
	33677	10270	1083530	275987	
BISCUITS SWEETENED N O P	LB				204
100 U KINGDOM	639263	266361	4444334	1683585	
318 DENMARK			33583	9528	
327 FRANCE			1935	527	
344 ITALY			530	260	
347 JAPAN	671	352	4884	1951	
354 NETHRLNDS	1228	321	46753	18967	
376 SWITZRLND	628	613	2546	1721	
400 U STATES	9486	2773	105667	39092	
	651276	270420	4640232	1755631	
BREAD PASSOVER MATZO PRODUCTS					205
CEREAL FOODS 25 POUNDS OR LESS	LB				206
100 U KINGDOM	1033	468	5998	996	
231 HONG KONG			2180	614	
400 U STATES	22083	5853	326713	92918	
	23116	6321	334891	94528	
CEREAL FOODS PREPARED N O P					207
100 U KINGDOM		835		5880	
231 HONG KONG				185	
400 U STATES		14599		158984	
		15434		165049	
MACARONI AND VERMICELLI	LB				208
231 HONG KONG	5408	1447	40172	11770	
313 CHINA			260	77	
400 U STATES			4603	915	
	5408	1447	45035	12762	
MILK FOODS N O P					209
100 U KINGDOM				6489	
231 HONG KONG		70		177	
347 JAPAN		464		665	
400 U STATES		4692		78049	
		5226		85380	
ARROWROOT	LB				221
228 LEEW WIND			207760	27399	
231 HONG KONG			2500	390	
400 U STATES	40000	5643	329071	48907	
	40000	5643	539331	76696	
MALT WHOLE CRUSHED OR GROUND	LB				224
400 U STATES			203417	14722	
			203417	14722	
SAGO AND TAPIOCA	LB				225
218 MALAYA	47880	2996	384100	23075	
309 BRAZIL			202776	23107	
355 INDONESIA	98399	6721	569821	43348	
400 U STATES	70000	9223	840911	117806	
	216279	19640	1997608	207336	
ALL OTHER BREADSTUFFS N O P					226
100 U KINGDOM		28		28	
231 HONG KONG		670		3532	
347 JAPAN				75	
400 U STATES		1482		12479	
		2180		16114	
COGDANUT OIL N O P EDIBLE	CWT				231
100 U KINGDOM			2584	46618	
400 U STATES	720	13511	9660	178419	
	720	13511	12244	225037	
COTTON SEED OIL N O P EDIBLE	CWT				233
100 U KINGDOM			234	4615	
400 U STATES	304	8548	78480	1385175	
	304	8548	78714	1389790	
OLIVE OIL N O P EDIBLE	CWT				234
327 FRANCE	82	3492	2666	37974	
328 FR AFRICA			201	8590	
336 GREECE			1	16	
344 ITALY	1067	37716	7697	249263	
366 PORTUGAL			73	2101	
372 SPAIN	289	8923	5267	159573	
377 SYRIA			10	170	
400 U STATES	277	9053	1946	67360	
	1715	59184	17861	525047	
PEANUT OIL N O P EDIBLE	CWT				235
100 U KINGDOM			586	10749	
231 HONG KONG	68	2225	484	15285	
400 U STATES			1807	41164	
	68	2225	2877	67198	
SOYA BEAN OIL N O P EDIBLE	CWT				236
400 U STATES	2555	49616	46670	878794	
	2555	49616	46670	878794	
CONFECTIONERY CHOCOLATE	LB				241
100 U KINGDOM	721835	271429	8176550	2955816	
306 BELGIUM	1557	844	15871	6499	
317 CZECHOS	23400	8075	58608	30994	
318 DENMARK			6747	2527	

## IMPORTS INTO CANADA FOR CONSUMPTION

Articles and Countries from which Imported	MONTH OF DECEMBER 1950		TWELVE MONTHS ENDED DECEMBER 1950		Class Number
	Quantities	Values (\$)	Quantities	Values (\$)	
327 FRANCE	1024	679	5892	3066	
353 MOROCCO			617	239	
354 NETHRLNDS	19424	8119	71435	33990	
360 ISRAEL			41729	25813	
365 POLAND			771	346	
375 SWEDEN			4609	1465	
376 SWITZRLND	13209	8942	53571	32970	
400 U STATES	5762	3695	79448	30043	
	786211	301783	6515848	3123768	
OTHER CONFECTIONS SWEETENED	LB				242
100 U KINGDOM	29003	4781	135527	29852	
327 FRANCE			1100	653	
344 ITALY			1071	1260	
354 NETHRLNDS	3326	1161	12661	2703	
400 U STATES	3331	839	132860	28675	
	35660	6781	283219	63143	
FRUITS PEELS CANDIED	LB				243
100 U KINGDOM			21631	7126	
207 UN SO AFR			92440	12493	
231 HONG KONG	672	286	792	345	
306 BELGIUM	744	397	1608	832	
327 FRANCE	53807	12535	558293	141555	
344 ITALY	1104	344	2504	607	
400 U STATES	789	373	7159	2577	
	57116	13935	684427	165535	
GINGER PRESERVED	LB				244
231 HONG KONG	41228	7278	402376	86612	
234 AUSTRALIA			11688	3436	
313 CHINA	260	98	13007	2085	
347 JAPAN	250	79	3150	839	
400 U STATES			225	197	
	41738	7455	430446	93169	
CHEWING GUM SWEETENED	LB				245
100 U KINGDOM			672	160	
400 U STATES	1700	995	109112	31807	
	1700	995	109784	31967	
SUGAR CANDY CONFECTIONERY NOP	LB				246
100 U KINGDOM	1140351	218254	7645019	1559776	
231 HONG KONG	1487	454	21858	6733	
316 CUBA			54000	6512	
317 CZECHO S			18358	2427	
318 DENMARK	23123	5594	157684	49364	
327 FRANCE	635	313	4261	2350	
344 ITALY	2142	2775	6724	7543	
354 NETHRLNDS	16948	3889	150166	31874	
360 ISRAEL			17837	5586	
365 POLAND	8230	700	30302	4879	
376 SWITZRLND			4089	1928	
400 U STATES	40739	6038	330347	97048	
	1233655	238017	8440645	1776020	
GLUCOSE AND SYRUP CORN SYRUP	CWT				251
400 U STATES	105	1142	11361	82655	
	105	1142	11361	82655	
MOLASSES 20 TO 35 DEGREES	GAL				252
316 CUBA			679933	78936	
320 DOM REP	814987	207286	814987	207286	
383 HAWAII	156571	48530	331833	70398	
384 P RICO	988618	246280	2236710	530331	
400 U STATES	61443	22661	2352305	392274	
	2021619	524757	6415768	1879225	
MOLASSES 35 TO 56 DEGREES	GAL				253
400 U STATES			4908	2667	
			4908	2667	
MOLASSES OVER 56 DEGREES	CWT				254
MOLASSES EMPIRE PRODUCTION	GAL				255
221 B GUIANA			1124640	129334	
223 BARBADOS	259962	132124	4426967	2527748	
225 TRINIDAD			2453120	239992	
228 LEEW WIND	39828	4535	1417559	135624	
	299790	136659	9422286	3032698	
SYRUPS AND MOLASSES N O P	CWT				256
100 U KINGDOM	282	1797	3656	25738	
400 U STATES	79	1173	5316	45889	
	361	2970	8972	71627	
SUGAR RAW IMPORTED BY REFINERS	CWT				262
203 B E AFR	318909	2184325	1528591	9590431	
221 B GUIANA	124387	879986	2210610	13649767	
223 BARBADOS			1275288	7275841	
224 JAMAICA			2823839	16364279	
225 TRINIDAD			1319158	7602346	
234 AUSTRALIA	112000	766911	1659902	10966777	
235 FIJI	201601	1401387	1654619	10131549	
316 CUBA			89306	414467	
320 DOM REP			94080	413754	
	756897	5232609	12655393	76409211	
SUGAR REFINED AND SUGARS N O P	CWT				263
100 U KINGDOM			70	532	
221 B GUIANA	10752	81521	56784	374947	
223 BARBADOS	683	4655	863	5349	
224 JAMAICA			67835	408341	
315 C RICA			10	55	
400 U STATES			937	9854	
	11435	86176	126499	799078	

IMPORTS INTO CANADA FOR CONSUMPTION

Articles and Countries from which Imported	MONTH OF DECEMBER 1950		TWELVE MONTHS ENDED DECEMBER 1950		Class Number
	Quantities	Values (\$)	Quantities	Values (\$)	
SUGAR AND SYRUP MAPLE 400 U STATES	LB		14687	8264	265
INVERT SUGAR AND SUBSTITUTES 400 U STATES	CWT		592	5927	266
COCOA BEANS NOT ROASTED	CWT		592	5927	271
210 G COAST	16800	664437	220761	5518699	
211 NIGERIA	3360	144836	56079	1439864	
217 CEYLON			224	5378	
224 JAMAICA			18371	441707	
225 TRINIDAD			2300	67641	
309 BRAZIL			63193	2082822	
321 ECUADOR			1659	70478	
354 NETHRLNDS			341	13066	
366 PORTUGAL			16	537	
387 VENEZUELA	32	1308	1633	65899	
400 U STATES	1818	65918	31041	1010492	
	22010	876499	395618	10716583	
COCOA BUTTER	LB		2898398	2014479	273
100 U KINGDOM			15680	10269	
210 G COAST			7000	3548	
225 TRINIDAD	1120	672			
309 BRAZIL	229279	159332	3217229	1642311	
400 U STATES	1000	603	490751	335417	
	231399	160607	6629058	4006024	
COCOA PASTE NOT SWEETENED	LB		690004	118289	274
100 U KINGDOM	33488	7802	143280	25191	
224 JAMAICA			199075	53674	
309 BRAZIL			30952	5629	
400 U STATES	200	48			
	33688	7850	1063311	202783	
COCOA PASTE SWEETENED	LB		254087	78274	275
100 U KINGDOM	51379	17869	2699	1130	
306 BELGIUM			400	165	
354 NETHRLNDS			13352	5191	
400 U STATES					
	51379	17869	270538	84760	
COCOA OR CHOCOLATE POWDER	LB		704555	156747	276
100 U KINGDOM	42778	10488	694454	133028	
327 FRANCE			204817	53759	
354 NETHRLNDS	688	283	83157	14592	
375 SWEDEN			819792	229559	
400 U STATES	5400	1624			
	48866	12395	2506775	587685	
COCOA AND CHOCOLATE PREPS NOP	LB		1227953	393297	277
100 U KINGDOM	1535	494	10979	1233	
309 BRAZIL			8356	4388	
354 NETHRLNDS	740	547	6749	2793	
360 ISRAEL			671	1092	
375 SWEDEN			887	368	
376 SWITZRLND	54	42	98134	17695	
400 U STATES					
	2329	1083	1353729	420866	
CHICORY	LB		31542	2463	282
306 BELGIUM	900	54	22223	1599	
354 NETHRLNDS			87406	25972	
400 U STATES	5724	1607			
	6624	1661	141171	30034	
COFFEE GREEN	LB		2346885	1300281	283
100 U KINGDOM	13485	7949	22266	11875	
202 ADEN			5617713	2604216	
203 B E AFR	49159	21560	771276	398279	
224 JAMAICA	79200	40299	625150	231015	
225 TRINIDAD			32998	13491	
306 BELGIUM			418912	156991	
307 BEL CONGO	13178	3793	35931893	17561141	
309 BRAZIL	1813067	954926	22444994	12399064	
314 COLOMBIA	1532199	850717	540204	291706	
315 C RICA	15186	8222	1114812	538452	
320 DOM REP	198043	96537	1201514	602945	
321 ECUADOR	181097	101515	1838162	830678	
323 EL SALVD	11358	4962	24612	12410	
325 ETHIOPIA			2388118	1119867	
337 GUATEMALA	43762	21437	1000683	449554	
338 HAITI			7479	3471	
339 HONOURAS			3369195	1584423	
352 MEXICO	365084	177352	790982	294032	
358 NICARAGUA	17373	6145	25000	8314	
383 HAWAII			39491	21600	
384 P RICO			1671415	939043	
387 VENEZUELA	117794	67595	559780	291056	
400 U STATES	271918	131278			
	4721903	2494287	82783534	41663904	
COFFEE AND SUBSTITUTES N O P	LB		2128	1148	286
100 U KINGDOM			6500	2750	
224 JAMAICA			612253	220562	
400 U STATES	33694	13034	620881	224460	
	33694	13034			
COFFEE EXTRACT OF N O P	LB		172080	77623	287
100 U KINGDOM	1938	791	195834	549712	
400 U STATES	9000	35158			
	10938	35949	367914	627335	

## IMPORTS INTO CANADA FOR CONSUMPTION

Articles and Countries from which Imported	MONTH OF DECEMBER 1950		TWELVE MONTHS ENDED DECEMBER 1950		Class Number	
	Quantities	Values (\$)	Quantities	Values (\$)		
CLOVES UNGROUND						
100 U KINGDOM	LB		7136	1399	291	
203 B E AFR			153724	25609		
228 LEEW WIND			7960	1462		
333 MADAGASCR			720	139		
400 U STATES			3568	974		
			173108	29583		
GINGER UNGROUND						
100 U KINGDOM	LB	1210	433	30500	292	
211 NIGERIA			20181	6130		
212 S LEONE			38358	15816		
224 JAMAICA		351	189	274242		
231 HONG KONG		4950	554	37449		
235 FIJI			986	50		
313 CHINA			900	84		
400 U STATES		1504	471	13445		
		8015	1647	416061	161905	
MUSTARD GROUND						
100 U KINGDOM	LB	12884	5864	613336	293	
400 U STATES		4640	647	107024		
		17524	6511	720360	346916	
NUTMEGS AND MACE UNGROUND						
218 MALAYA	LB			896	294	
228 LEEW WIND		16260	9358	279451		
354 NETHRLNDS				10517		
400 U STATES				7527		
		16260	9358	298391		
				456	108647	
				2077	2790	
				113970		
NUTMEGS AND MACE GROUND						
PEPPER UNGROUND						
100 U KINGDOM	LB	26882	4658	127797	296	
203 B E AFR				5736		
211 NIGERIA				51620		
215 INDIA		104096	191649	1604758		
217 CEYLON				64425		
218 MALAYA		13467	23505	96586		
219 BEI OTHER		6720	19353	18320		
321 ECUADOR				10699		
338 HAITI				375		
344 ITALY				660		
347 JAPAN		3200	670	6200		
355 INDONESIA		12169	21538	12169		
400 U STATES		16789	28520	231854		
		183323	289893	2225199		
				3103183		
SPICES N O P UNGROUND						
100 U KINGDOM	LB			35448		297
215 INDIA				5714		
217 CEYLON				15320		
218 MALAYA		6720	1353	6720		
224 JAMAICA		5600	1386	140210		
231 HONG KONG		4373	744	181059		
312 CHILE				48400		
313 CHINA		8498	1219	116670		
352 MEXICO		9447	1695	13497		
354 NETHRLNDS				11015		
355 INDONESIA				28216		
372 SPAIN				2500		
400 U STATES		1885	712	217467		
		36523	7109	822236		
				142974		
GINGER AND SPICES N O P GROUND						
100 U KINGDOM	LB	810	730	21870	298	
215 INDIA		576	234	3844		
231 HONG KONG				1246		
312 CHILE				2750		
340 HUNGARY				500		
372 SPAIN		24750	8726	249390		
388 YUGO SLAV				1375		
400 U STATES		4645	1646	164358		
		30781	11336	445333		
				179111		
TONQUIN BEANS CRUDE						
309 BRAZIL	LB			6732	299	
				6989		
				6732	6989	
VANILLA BEANS CRUDE						
100 U KINGDOM	LB			2008	300	
228 LEEW WIND		1000	3256	8800		
327 FRANCE				1769		
331 FR OCEANA				11256		
333 MADAGASCR				2176		
352 MEXICO				3521		
400 U STATES		200	707	34698		
		1200	3963	64228		
				236026		
SEEDS AROMATIC CRUDE UNGROUND						
100 U KINGDOM	LB			4600	301	
215 INDIA		25	49	1825		
304 ARGENTINA				133860		
337 GUATEMALA				1852		
352 MEXICO				2450		
353 MOROCCO				97120		
354 NETHRLNDS		14881	2339	138429		
400 U STATES		741	945	108623		
		15647	3333	488759		
				68281		
TEA BLACK						
100 U KINGDOM	LB	33306	22506	458752	319	
203 B E AFR		279844	132320	3670244		
215 INDIA		2222401	1159189	27543286		
				251510	1745640	
				14057081		

IMPORTS INTO CANADA FOR CONSUMPTION

Articles and Countries from which Imported	MONTH OF DECEMBER 1950		TWELVE MONTHS ENDED DECEMBER 1950		Class Number
	Quantities	Values (\$)	Quantities	Values (\$)	
216 PAKISTAN	11892	5460	488435	226041	
217 CEYLON	1379135	723477	21353917	11609343	
218 MALAYA	1200	551	81922	36214	
231 HONG KONG	4697	3034	83651	56236	
307 BEL CONGO			3232	1416	
313 CHINA	895	570	168301	55758	
347 JAPAN	310	82	5720	1893	
355 INDONESIA	8974	4186	515857	230267	
400 U STATES	6142	4441	47337	31876	
TEA GREEN	3948796	2055816	54420654	28303275	
	LB				320
231 HONG KONG	1345	1043	9362	7013	
313 CHINA	4719	3013	7656	5050	
347 JAPAN	173078	75348	735999	282761	
400 U STATES			24600	12632	
VINEGAR	179142	79404	777617	307456	
	GAL				341
100 U KINGDOM	90	183	491	744	
231 HONG KONG			282	279	
327 FRANCE	360	329	1625	2824	
344 ITALY	1175	802	1175	802	
347 JAPAN	40	36	165	180	
400 U STATES	2394	458	68575	17314	
YEAST IN CAKES AND PACKAGES	4059	1808	72313	22163	
	LB				352
400 U STATES	54	52	2273	2048	
YEAST IN BULK	54	52	2273	2048	
	LB				353
400 U STATES	17354	2383	189785	33743	
HOPS	17354	2383	189785	33743	
	LB				362
100 U KINGDOM	91870	70521	203113	150705	
317 CZECHO S			16266	23950	
335 GERMANY	23645	37467	87818	123715	
388 YUGO SLAV	12025	19091	28960	40810	
400 U STATES	544249	425709	2212384	1744763	
LIQUORICE UNSWEETENED	671789	552788	2548541	2083943	
	LB				364
344 ITALY			1100	474	
400 U STATES	1612	366	765500	144084	
MALT SYRUP AND EXTRACTS	1612	366	766600	144558	
	LB				365
100 U KINGDOM			120209	22765	
400 U STATES	63902	12461	1144727	244941	
ESSENCES EXTRACTS N O P	63902	12461	1264936	267706	
	GAL				367
100 U KINGDOM			230	2673	
400 U STATES	54	670	273	25721	
FOODSTUFFS TAR 18A 19 140A 206	54	670	1203	28394	
					369
400 U STATES		89		9178	
VEGETABLE FOOD PRODUCTS N O P		89		9178	
					390
100 U KINGDOM		3115		94361	
231 HONG KONG		3109		30323	
327 FRANCE				11569	
347 JAPAN				514	
359 NORWAY				973	
377 SYRIA				839	
400 U STATES		29265		245609	
		35489		384188	





Articles and Countries from which Imported	MONTH OF DECEMBER 1950		TWELVE MONTHS ENDED DECEMBER 1950		Class Number
	Quantities	Values (\$)	Quantities	Values (\$)	
<u>GROUP 1</u>					
<u>AGRICULTURAL PRODUCTS</u>					
<u>B OTHER THAN FOOD</u>					
ALE BEER PORTER AND STOUT	GAL				
100 U KINGDOM	11269	12672	123781	161749	1501
317 CZECHOS			400	600	
354 NETHLND			1500	1250	
400 U STATES			93	98	
	11269	12672	125774	163697	
BRANDY	P GAL				
100 U KINGDOM	6	216	88	1345	1511
207 UN SO AFR	7268	22590	82561	255354	
232 MALTA	210	1042	1140	5762	
234 AUSTRALIA	7207	15474	52698	116787	
327 FRANCE	10400	102209	79296	738575	
366 PORTUGAL	1543	6898	14766	65972	
372 SPAIN	223	1993	1106	12983	
400 U STATES			4268	17931	
	26857	150422	235923	1214709	
CORDIALS AND LIQUEURS N O P	P GAL				
100 U KINGDOM	1720	24595	15106	195214	1512
224 JAMAICA			15	162	
225 TRINIDAD	5	97	1056	17633	
231 HONG KONG	12	253	186	3352	
234 AUSTRALIA			1147	10008	
318 DENMARK	426	8277	2750	49912	
327 FRANCE	3986	44020	26012	291886	
344 ITALY			45	461	
354 NETHLND	1460	16413	9965	112395	
357 NETH ANT			34	921	
359 NORWAY	35	165	675	4018	
375 SWEDEN	37	273	104	733	
376 SWITZRLND			40	744	
384 P RICO	130	717	1231	7055	
388 YUGO SLAV			13	356	
400 U STATES			169	2335	
	7811	94810	58548	697205	
GIN	P GAL				
100 U KINGDOM	5548	27213	73191	347169	1513
354 NETHLND	718	3243	4868	21288	
400 U STATES			78	339	
	6266	30456	78137	368796	
RUM	P GAL				
100 U KINGDOM	29123	162058	191861	1423754	1514
221 B GUIANA	35320	52975	292991	412043	
223 BARBADOS	7798	28653	62726	214284	
224 JAMAICA	19418	74759	151520	590319	
225 TRINIDAD	3512	17598	31654	155352	
227 BAHAMAS	132	1048	2048	17201	
234 AUSTRALIA	686	1235	3227	6065	
316 CUBA	722	8084	8599	62751	
318 DENMARK			39	239	
327 FRANCE	49	415	508	4088	
382 VIRGIN IS			8196	11514	
384 P RICO		18180	19756	152691	
	99098	365005	773125	3050301	
WHISKY	P GAL				
100 U KINGDOM	109852	885525	837874	6866893	1515
234 AUSTRALIA	105	607	350	2017	
375 SWEDEN			42	111	
389 IRELAND	143	583	734	8870	
400 U STATES	39337	388257	272459	2315642	
	149437	1274972	1111459	9193533	
ABSINTHE ALCOHOLIC LIQUORS NUP	P GAL				
100 U KINGDOM			16	120	1516
327 FRANCE			68	551	
			84	671	
WINES NON SPARKLING	GAL				
100 U KINGDOM	4865	24643	21213	150547	1530
207 UN SO AFR	16427	31536	163190	284945	
230 GIBALTAR	72	508	72	508	
231 HONG KONG			71	970	
234 AUSTRALIA	32268	53353	211317	351237	
312 CHILE	254	627	5882	7438	
327 FRANCE	11896	41773	90159	308099	
328 FR AFRICA	2304	3479	10221	15703	
335 GERMANY	295	1431	1352	7016	
336 GREECE	3226	3605	13356	16044	
344 ITALY	6049	19879	43402	152937	
360 ISRAEL			1898	9808	
366 PORTUGAL	17516	47609	125268	276662	
367 AZORES			415	1446	
372 SPAIN	5919	29647	62957	289223	
376 SWITZRLND	80	351	1007	4658	
389 IRELAND	95	1360	1663	10376	
400 U STATES	1883	9642	21916	47732	
	103149	269443	775359	1935349	

## IMPORTS INTO CANADA FOR CONSUMPTION

Articles and Countries from which Imported	MONTH OF DECEMBER 1950		TWELVE MONTHS ENDED DECEMBER 1950		Class Number
	Quantities	Values (\$)	Quantities	Values (\$)	
WINES SPARKLING					1560
207 UN SO AFR	GAL		1331	2003	
234 AUSTRALIA	190	811	371	1813	
304 ARGENTINA			75	786	
306 BELGIUM	250	2589	866	9290	
312 CHILE			85	1863	
327 FRANCE	3025	36360	18905	216216	
344 ITALY	246	1336	533	3463	
366 PORTUGAL	10	105	34	380	
	3721	41201	22200	235814	
GUMS AMBER AND ARABIC					1571
100 U KINGDOM	LB	4480	160899	19858	
214 A E SUDAN		859	650466	53412	
400 U STATES		16599	240141	50834	
		21079	1051506	124104	
GUMS AUSTL COPAL DAMAR ETC					1572
100 U KINGDOM	CWT		8166	88810	
218 MALAYA			1327	10533	
236 NEW ZEAL			8079	66699	
306 BELGIUM			331	2634	
307 BEL CONGO			1136	11824	
355 INDONESIA	50	1125	150	3529	
364 PHIL			48	998	
400 U STATES		1391	9317	162379	
		1441	28554	347406	
GUMS BAMBERY ELEMI GEDUA ETC					1573
100 U KINGDOM	CWT		372	16157	
327 FRANCE			27	1247	
342 IRAN			41	3134	
344 ITALY			82	2589	
376 SWITZRLND			66	2260	
400 U STATES		267	3133	173296	
		267	3721	198683	
BURGUNDY PITCH					1575
400 U STATES	LB		75409	10701	
			75409	10701	
CHICLE UR SAPPATO GUM CRUDE					1576
222 B HOND	LB	246211	246211	221922	
400 U STATES		104136	1649235	783599	
		350347	1895446	1005521	
DRAGONS BLOOD					1578
100 U KINGDOM	LB		112	61	
400 U STATES		60	247	689	
		60	359	750	
LAC CRUDE SEED STICK AND SHELL					1579
100 U KINGDOM	CWT	46	893	38323	
215 INDIA		910	9777	371102	
327 FRANCE			7	361	
371 SIAM			5873	269461	
400 U STATES		610	11761	634515	
		1566	28311	1313762	
RESIN UR ROSIN					1580
100 U KINGDOM	CWT		382	2221	
375 SWEDEN			299	830	
400 U STATES		26708	292983	1835532	
		26708	293664	1838583	
ROSIN SIZING					1581
400 U STATES	CWT	7274	92174	680834	
		7274	92174	680834	
WAX SEALING					1582
100 U KINGDOM			506	1878	
400 U STATES			584	12648	
			1090	14526	
GUMS AND BLENDS N O P					1583
100 U KINGDOM	LB		4260	927	
400 U STATES		73666	646458	270219	
		73666	650718	271146	
TALL OIL AND TALL OIL PITCH					1584
400 U STATES	CWT	4774	44989	192958	
		4774	44989	192958	
CUTTON SEED CAKE AND MEAL					1591
304 ARGENTINA	CWT		6614	17685	
352 MEXICO			3600	11536	
400 U STATES			2260	8116	
			12474	37337	
LINSEED OIL CAKE AND MEAL					1592
347 JAPAN	CWT		1100	2707	
400 U STATES		4226	13249	51234	
		4226	14349	53941	
PALM NUT CAKE AND MEAL					1593
400 U STATES	CWT	400	400	1129	
		400	400	1129	
SOYA BEAN OIL CAKE AND MEAL					1594
400 U STATES	CWT	22061	349605	1265296	
		22061	349605	1265296	
SOYA BEAN FLOUR					1595
400 U STATES	CWT	2192	24524	269120	
		2192	24524	269120	
CASTOR OIL NOT EDIBLE					1601
100 U KINGDOM	CWT		941	17305	
215 INDIA		1782	5563	91655	
309 BRAZIL		4615	38688	702431	
362 PARAGUAY		1247	2486	45268	
400 U STATES		3199	18790	471672	
		10843	66468	1328331	

Articles and Countries from which Imported	MONTH OF DECEMBER 1950		TWELVE MONTHS ENDED DECEMBER 1950		Class Number
	Quantities	Values (\$)	Quantities	Values (\$)	
CHINAWOOD OIL NOT EDIBLE					
231 HONG KONG	CWT		972	22011	1602
304 ARGENTINA			1310	36832	
313 CHINA			2878	71499	
362 PARAGUAY			172	4675	
400 U STATES			67208	1819915	
	8463	224110	72540	1954932	
COCOANUT OIL NOT E OIBLE					
100 U KINGDOM	CWT		51702	786125	1603
217 CEYLON	6479	118639	134641	2228963	
218 MALAYA			190	3062	
400 U STATES	4957	84536	24155	393097	
	11436	203175	210688	3411247	
COTTON SEED OIL					
100 U KINGDOM	CWT		27992	453204	1605
304 ARGENTINA			41228	692384	
309 BRAZIL			438	8035	
400 U STATES	41159	893588	773196	11080372	
	41159	893588	842854	12233995	
ESSENTIAL OIL N O P					
100 U KINGDOM	LB	18478	15051	175026	1606
215 INDIA			2240	4845	
217 CEYLON	2500	3491	9740	10195	
221 B GUIANA			816	5226	
224 JAMAICA			5980	37207	
225 TRINIDAD			1530	10042	
228 LEEW WIND			1770	9263	
231 HONG KONG			4130	1657	
234 AUSTRALIA			200	743	
309 BRAZIL	1642	4816	8391	13995	
327 FRANCE	2517	15894	18236	92270	
337 GUATEMALA	100	230	500	1114	
338 HAITI			440	656	
344 ITALY			1612	8371	
352 MEXICO	2195	11742	2220	11825	
362 PARAGUAY			3052	11991	
372 SPAIN	3858	5207	4408	6164	
376 SWITZRLND	122	2444	1814	40567	
400 U STATES	70097	240495	737988	2304735	
	101509	299370	980093	2699718	
EUCALYPTUS OIL					
234 AUSTRALIA	LB	2000	2380	7259	1607
400 U STATES		45	55	9794	
	2045	2435	17053	13752	
FLAXSEED OR LINSEED OIL					
100 U KINGDOM	CWT		29	521	1608
400 U STATES	44	1193	6024	107757	
	44	1193	6053	108278	
FOOTS OF COTTON SEED DR OLIVES					
400 U STATES	CWT		88	1859	1609
	88	1859	4050	48656	
OLIVE OIL FOR MANUFACTURING					
232 MALTA	CWT		20	294	1610
327 FRANCE			507	10841	
328 FR AFRICA			1347	32283	
400 U STATES	161	5575	292	9573	
	161	5575	2166	52991	
PALM AND PALM KERNEL OIL					
100 U KINGDOM	CWT		21418	334814	1611
307 BEL CONGO	6630	89113	107312	1268666	
400 U STATES			19310	254061	
	6630	89113	148040	1857541	
PEANUT OIL					
100 U KINGDOM	CWT		48160	762609	1613
215 INDIA	14289	265150	18235	345665	
400 U STATES	609	14241	11236	158296	
	14898	279391	77631	1266570	
PEPPERMINT OIL					
234 AUSTRALIA	LB		400	494	1614
309 BRAZIL			800	2538	
347 JAPAN			300	1890	
400 U STATES	7033	41318	54969	362367	
	7033	41318	56469	367289	
PERILLA OIL					
	CWT				1615
RESIN OIL					
100 U KINGDOM	CWT		165	1408	1617
304 ARGENTINA			592	17347	
400 U STATES	510	2931	13066	69151	
	510	2931	13823	87906	
SESAME SEED OIL					
231 HONG KONG	CWT		51	1322	1618
400 U STATES	41	1379	65	2153	
	92	2701	208	6796	
SOYA BEAN OIL FOR MANUFACTURE					
400 U STATES	CWT		3798	65376	1619
	3798	65376	39344	627095	
VEGETABLE OIL N O P NOT E OIBLE					
100 U KINGDOM	CWT		1174	23669	1620
400 U STATES	5500	129477	78427	1502517	
	5500	129477	79601	1526186	
RAPE SEED OIL					
352 MEXICO	CWT		618	12912	1621
400 U STATES	8	251	114	1980	
	626	13163	732	14892	

## IMPORTS INTO CANADA FOR CONSUMPTION

Articles and Countries from which Imported	MONTH OF DECEMBER 1950		TWELVE MONTHS ENDED DECEMBER 1950		Class Number
	Quantities	Values (\$)	Quantities	Values (\$)	
CASHEW NUT SHELL OIL 400 U STATES	CWT 313	6832	1577	32046	1622
OITICICA OIL 309 BRAZIL 400 U STATES	CWT 365 4	7732 98	1931 31	41092 811	1623
SUNFLOWER SEED OIL 304 ARGENTINA	CWT	7830	1962	41903	1624
VEGETABLE OILS FOR TEXTILES 100 U KINGDOM 400 U STATES	CWT 2086	43998	17543	424183	1625
LEMON OIL AND ORANGE OIL 100 U KINGDOM 224 JAMAICA 309 BRAZIL 344 ITALY 376 SWITZRLND 400 U STATES	LB 1500	2659	1093 1500 352 18530 35	2835 2659 610 57048 1531	1626
SPEARMINT OIL 400 U STATES	LB 1770	9083	24503	113623	1627
ROSE BUSHES NOP 100 U KINGDOM 306 BELGIUM 327 FRANCE 354 NETHRLNOS 400 U STATES	NO 12 2310	17 526	5199 14925 1608	2627 2866 187	1646
BUSHES ROOTS AND VINES N O P 327 FRANCE 354 NETHRLNDS 400 U STATES	NO 11150	1625	32910 16637	1473 2442	1647
APPLE TREES N O P 306 BELGIUM 327 FRANCE 354 NETHRLNOS 400 U STATES	NO 100	78	776965 826512	31304 35219	1651
PEACH TREES AND JUNE BUDS NOP 400 U STATES	NO 7751	2521	39551	18777	1653
FRUIT TREES N O P 327 FRANCE 354 NETHRLNOS 400 U STATES	NO 331	279	39551	18777	1657
AZALEAS RHODODENDRONS ETC 100 U KINGDOM 220 BERMUOA 231 HONG KONG 234 AUSTRALIA 306 BELGIUM 315 C RICA 327 FRANCE 335 GERMANY 344 ITALY 347 JAPAN 354 NETHRLNOS 400 U STATES	NO 331	279	111166	64622	1662
PALMS FERNS FICUS CANNAS ETC 100 U KINGDOM 306 BELGIUM 354 NETHRLNDS 400 U STATES	NO 331	279	111166	64622	1662
TULIP BULBS 100 U KINGDOM 306 BELGIUM 327 FRANCE 354 NETHRLNDS 400 U STATES	NO 331	279	111166	64622	1662
GLADIOLI BULBS 100 U KINGDOM 354 NETHRLNOS 400 U STATES	NO 331	279	111166	64622	1662
FLOWERS AND FOLIAGE CUT 344 ITALY 354 NETHRLNDS 383 HAWAII 400 U STATES	NO 331	279	111166	64622	1662
TREES SEEOLING STOCK 100 U KINGDOM 306 BELGIUM 327 FRANCE 354 NETHRLNOS	NO 331	279	111166	64622	1662

Articles and Countries from which Imported	MONTH OF DECEMBER 1950		TWELVE MONTHS ENDED DECEMBER 1950		Class Number	
	Quantities	Values (\$)	Quantities	Values (\$)		
400 U STATES		363		36563		
FLORIST OR NURSERY STOCK N O P		788		43051	1669	
100 U KINGDOM				2726		
306 BELGIUM		207		17450		
327 FRANCE				937		
352 MEXICO				1596		
354 NETHRLNDS		10409		208983		
387 VENEZUELA				2652		
400 U STATES		6436		223584		
LATEX		17052		457928	1680	
100 U KINGDOM	LB		267117	135185		
217 CEYLON			29436	7067		
218 MALAYA	184226	112423	880846	394793		
355 INDONESIA			22015	5962		
400 U STATES	741463	463658	6894851	2444843		
BALATA CRUDE		925689	8094265	2987850	1681	
100 U KINGDOM	LB		330	581		
309 BRAZIL			7986	3249		
400 U STATES	800	2252	16024	23956		
GUTTA PERCHA UNMANUFACTURED		800	24340	27786	1682	
RUBBER CRUDE CAOUTCHOUC	LB				1683	
100 U KINGDOM	11190	9538	446200	181378		
215 INDIA			67200	13800		
217 CEYLON	808700	466356	9724632	3075790		
218 MALAYA	8021130	4291973	80579204	22671576		
219 BEI OTHER			56000	12481		
352 MEXICO			800	126		
355 INDONESIA			180506	57488		
400 U STATES	443240	297821	4470168	1866810		
COMB BLANKS OF HARD RUBBER		9284260	95524710	27879449	1684	
400 U STATES				16677		
RUBBER POWDERED WASTE OR JUNK				16677	1687	
100 U KINGDOM	CWT		12488	24955		
218 MALAYA			134	3471		
400 U STATES	6674	22866	57274	156741		
RUBBER RECOVERED		6674	69896	185167	1688	
100 U KINGDOM	CWT	606	5821	3624	27162	
400 U STATES	20023	186973	215318	1879364		
RUBBER SUBSTITUTE OR SYNTHETIC		20629	192794	218942	1906526	1689
400 U STATES	CWT	2701	93272	34703	1149474	
RUBBER THREAO NOT COVERED		2701	93272	34703	1149474	1690
100 U KINGDOM	LB	7669	8001	51491	44445	
400 U STATES	5130	10487	73488	131528		
HARD RUBBER STRIP SHEET ROD		12799	18488	124979	175973	1691
100 U KINGDOM	LB			59165	20693	
335 GERMANY				599	265	
400 U STATES	5913	3461	12600	11387		
BATHING SHOES RUBBER		5913	72364	32345	1700	
100 U KINGDOM	PAIR			5690	1860	
400 U STATES	36	74	2903	1996		
BELTING RUBBER		36	8593	3856	1701	
100 U KINGDOM				34654		
400 U STATES		5999		280580		
CANVAS SHOES RUBBER BOLES		26945		315234	1702	
100 U KINGDOM	PAIR			2333	2596	
215 INDIA				31320	9862	
218 MALAYA				120	106	
231 HONG KONG	200	129	5840	4643		
317 CZECHO S	7850	7223	59378	53704		
347 JAPAN			2275	2486		
400 U STATES	72	236	1792	3595		
ROOTS AND SHOES RUBBER N O P		8122	7588	103058	76992	1703
100 U KINGDOM	PAIR	4237	6853	44820	61087	
317 CZECHO S		10170	5955	112589	96076	
354 NETHRLNDS		1600	2809	1600	2809	
400 U STATES	1174	2156	20570	26629		
CEMENT RUBBER		17181	17773	179579	186601	1704
100 U KINGDOM				1352	5822	
400 U STATES		52068		797449		
CLOTHING RUBBER N O P		53420		803271	1705	
100 U KINGDOM				3735	30790	
327 FRANCE				59	1540	
335 GERMANY				5022	2606	
400 U STATES				8816	50301	
					85237	

## IMPORTS INTO CANADA FOR CONSUMPTION

Articles and Countries from which Imported	MONTH OF DECEMBER 1950		TWELVE MONTHS ENDED DECEMBER 1950		Class Number
	Quantities	Values (\$)	Quantities	Values (\$)	
GLOVES RUBBER					
100 U KINGDOM	DZ PR	46	952	3790	1706
335 GERMANY			767	1220	
400 U STATES			9929	48159	
	333	1682			
	333	1728	11648	53169	
GOLF BALLS					
100 U KINGDOM	DOZ	8602	38810	109400	1707
400 U STATES			802	2364	
	2934	8633	39612	111764	
HEELS RUBBER					
100 U KINGDOM	PAIR		5040	633	1708
400 U STATES			418775	39662	
	131679	9748			
	131679	9748	423815	40295	
HOSE RUBBER OR RUBBER LINED					
100 U KINGDOM		3375		20042	1709
400 U STATES		81192		842055	
		84567		862097	
WATER BOTTLES RUBBER					
100 U KINGDOM		3621		12410	1710
400 U STATES		1352		32554	
		4973		44964	
MATERIALS FOR SEALING COMPOUND					
400 U STATES		7466		109961	1711
		7466		109961	
MATS AND MATTING RUBBER					
100 U KINGDOM		1225		21073	1712
400 U STATES		62258		554019	
		63483		575092	
PACKING RUBBER					
100 U KINGDOM		1005		11031	1713
400 U STATES		23759		252086	
		24764		263117	
RAINCOATS RUBBER					
100 U KINGDOM	NO	36	368	3241	1714
400 U STATES		9	1963	5886	
		45	2331	9127	
TIRE CASINGS FOR BICYCLES					
100 U KINGDOM	NO	3331	4337	103888	1715
306 BELGIUM			40	43	
327 FRANCE			176	277	
344 ITALY			1180	2228	
359 NORWAY	1000	650	3000	1890	
400 U STATES	396	556	9502	14037	
	4727	5543	117786	100775	
TIRE CASINGS N O P					
100 U KINGDOM	NO	420	2861	29778	1716
327 FRANCE		549	3372	213319	
400 U STATES		423	10527	666867	
	1392	86139	16760	909964	
TIRES INNER TUBES N O P					
100 U KINGDOM	NO	300	3862	3303	1717
327 FRANCE		775	899	3210	
400 U STATES		282	7640	45086	
	1357	5898	12401	51599	
TIRES SOLID AUTOMOBILE					
400 U STATES	NO	8	514	9053	1718
		8	514	9053	
TIRES SOLID RUBBER N O P					
100 U KINGDOM		5651		45779	1719
400 U STATES		11210		75845	
		16861		121624	
MANUFACTURES OF RUBBER N O P					
100 U KINGDOM		15480		242202	1720
217 CEYLON				129721	
218 MALAYA				69937	
305 AUSTRIA				858	
306 BELGIUM				218	
317 CZECHOS				305	
318 DENMARK				16849	
327 FRANCE				1360	
335 GERMANY		1048		6893	
344 ITALY				102	
347 JAPAN		638		27854	
376 SWITZRLND				30	
400 U STATES		558422		6026135	
		575588		6522464	
TIRES INNER TUBES BICYCLE					
100 U KINGDOM	NO	1333	594	48683	1721
306 BELGIUM				18148	
347 JAPAN				9600	
354 NETHRLNDS				550	
359 NORWAY				2500	
400 U STATES		24	79	3958	
	1357	673	83439	27151	
GASKETS AND WASHERS RUBBER					
100 U KINGDOM		195		3055	1722
400 U STATES		55485		656033	
		55680		659088	
DRUGGISTS SUNDRIES RUBBER					
100 U KINGDOM		2345		25463	1723
327 FRANCE				483	
400 U STATES		57698		647662	
		60043		673608	

IMPORTS INTO CANADA FOR CONSUMPTION

Articles and Countries from which Imported	MONTH OF DECEMBER 1950		TWELVE MONTHS ENDED DECEMBER 1950		Class Number
	Quantities	Values (\$)	Quantities	Values (\$)	
TIRE REPAIR MATERIAL OF RUBBER					
100 U KINGDOM				36	1724
400 U STATES		22576		149718	
		22576		149754	
NURSING NIPPLES RUBBER					
100 U KINGDOM			558	1860	1725
400 U STATES	810	3185	21603	82484	
	810	3185	22161	84344	
FLOORING AND TILE OF RUBBER					
100 U KINGDOM			78631	179555	1726
400 U STATES	8703	20578	310271	730605	
	12886	31643	388902	910160	
	21589	52221			
V BELTS CHIEFLY OF RUBBER					
100 U KINGDOM		334		12135	1727
400 U STATES		52924		545947	
		53258		558082	
ANNATTO SEED					
224 JAMAICA	LB		42878	9051	1741
			42878	9051	
SUGAR BEET SEED					
365 POLAND	LB		992	174	1744
400 U STATES			763140	139423	
			764132	139597	
SEEDS FOR BLENDING					
100 U KINGDOM	LB		20100	2358	1746
215 INDIA			85949	19125	
234 AUSTRALIA			8717	455	
353 MOROCCO			686623	45355	
354 NETHERLANDS			89137	5894	
358 NICARAGUA			1010	223	
379 TURKEY			33000	1984	
400 U STATES			2541668	106982	
		492158	18226	3466204	182376
		492158	18226	3466204	182376
COTTON SEED					
	CWT				1747
CLOVER SEED					
100 U KINGDOM	LB		5729966	1987273	1750
236 NEW ZEALAND		123200	43735	60022	
304 ARGENTINA		12565	7956	2088	
317 CZECHOSLOVAKIA			10372	2088	
318 DENMARK			2205	1159	
327 FRANCE		8909	6390	41960	
335 GERMANY		22050	10503	10503	
354 NETHERLANDS			44945	18396	
375 SWEDEN			11200	9648	
389 IRELAND		22046	15929	35627	
400 U STATES			22400	8352	
		94220	33423	528965	292750
		282990	117936	6629791	2467778
FLAX SEED					
400 U STATES	BUSH				1751
		139932	489769	417514	1451472
		139932	489769	417514	1451472
BENT GRASS SEED					
236 NEW ZEALAND	LB		28725	23614	1753
400 U STATES		5040	6058	24041	22788
		5040	6058	52766	46402
GRASS SEED TIMOTHY					
326 FINLAND	LB		552089	155118	1754
327 FRANCE			55046	15821	
375 SWEDEN			154330	43946	
400 U STATES		350010	58789	3214909	870363
		350010	58789	3976374	1085248
GRASS SEED NO P					
100 U KINGDOM	LB		1636	667	1755
236 NEW ZEALAND		62735	34027	226182	103643
318 DENMARK		42987	22710	563186	187244
335 GERMANY		3317	1685	3317	1685
354 NETHERLANDS				27600	4371
358 NICARAGUA				50907	5237
389 IRELAND		123100	15342	123100	15342
400 U STATES		174440	72846	2338426	635865
		406579	146610	3334354	954054
MILLET AND RAPE SEED					
100 U KINGDOM	LB		39019	3694	1756
234 AUSTRALIA		36593	1183	213604	7699
354 NETHERLANDS		11000	958	11000	958
400 U STATES		5000	235	259170	15281
		52593	2376	522793	27632
MUSHROOM SPAWN					
400 U STATES			3432	56260	1757
			3432	56260	
PEAS AND BEANS SEED					
100 U KINGDOM	LB		3412	301	1758
236 NEW ZEALAND			5600	518	
			9012	819	
SEED POTATOES					
400 U STATES	CWT		7837	21987	1759
			7837	21987	
SEEDS 5 DOLLARS OR OVER PER LB					
100 U KINGDOM		265		544	1762
318 DENMARK		129		129	
347 JAPAN				580	
354 NETHERLANDS		878		6096	
400 U STATES		5617		49791	
		6889		57140	

## IMPORTS INTO CANADA FOR CONSUMPTION

Articles and Countries from which Imported	MONTH OF DECEMBER 1950		TWELVE MONTHS ENDED DECEMBER 1950		Class Number
	Quantities	Values (\$)	Quantities	Values (\$)	
GARDEN FIELD ROOT SEEDS N O P					1766
100 U KINGDOM		1316		12053	
215 INDIA				4423	
231 HONG KONG		227		10127	
236 NEW ZEAL				941	
304 ARGENTINA				1111	
306 BELGIUM				115	
312 CHILE				1286	
318 DENMARK		194		7441	
323 EL SALVD				403	
327 FRANCE		338		901	
335 GERMANY				67	
344 ITALY				2785	
347 JAPAN				361	
353 MOROCCO				1944	
354 NETHRLNDS		8512		58474	
358 NICARAGUA				14458	
365 POLAND		4868		4868	
377 SYRIA				2672	
400 U STATES		83098		508299	
		98553		632729	
TOBACCO TURKISH UNSTEMMED	LB				1776
100 U KINGDOM			300	647	
204 S RHOD	9898	4992	51058	27265	
206 N RHOD	4372	1738	112559	50482	
336 GREECE	3631	4018	36150	42359	
379 TURKEY	9275	11272	82611	91626	
400 U STATES	3607	3485	39704	38902	
	30783	25505	322382	251281	
TOBACCO TURKISH STEMMED	LB				1777
TOBACCO FLUE CURED UNSTEMMED	LB				1778
400 U STATES	1917	1382	45827	26094	
	1917	1382	45827	26094	
CIGAR LEAF UNSTEMMED	LB				1779
316 CUBA	7932	16426	80863	208458	
335 GERMANY			254	816	
354 NETHRLNDS			383	1449	
355 INDONESIA	6278	40169	42330	222122	
400 U STATES	33377	117633	378345	1353012	
	47587	174228	502175	1785857	
TOBACCO N O P UNSTEMMED	LB				1780
377 SYRIA	5141	2189	81935	36112	
400 U STATES	62	24	8814	4158	
	5203	2213	90749	40270	
TOBACCO FLUE CURED STEMMED	LB				1781
CIGAR LEAF STEMMED	LB				1782
316 CUBA	48837	76416	352890	546109	
400 U STATES	212	372	3659	4807	
	49049	76788	356549	550916	
TOBACCO N O P STEMMED	LB				1783
400 U STATES			3864	4661	
			3864	4661	
CIGARS	LB				1784
215 INDIA			80	163	
224 JAMAICA			194	1454	
316 CUBA	114	885	5206	53449	
354 NETHRLNDS	836	8300	2205	11086	
400 U STATES	483	2391	281	2284	
	34	99	7966	68436	
	1467	11675			
CIGARETTES	LB				1785
100 U KINGDOM	292	589	2124	4389	
322 EGYPT	27	69	68	179	
400 U STATES	36706	58067	498635	798441	
	37025	58725	500827	803009	
SNUFF	LB				1786
100 U KINGDOM	400	1975	2303	8125	
400 U STATES			611	345	
	400	1975	2914	8470	
TOBACCO CUT	LB				1787
100 U KINGDOM	6513	10544	58615	104894	
231 HONG KONG	100	149	2120	3320	
354 NETHRLNDS			158	208	
400 U STATES	18005	22281	262176	331423	
	24618	32974	323069	439845	
TOBACCO MANUFACTURED N O P	LB				1788
100 U KINGDOM			835	1169	
400 U STATES	140	110	32141	18890	
	140	110	32976	20059	
LOCUST BEANS LOCUST BEAN MEAL	LB				1811
232 MALTA	8400	564	8400	564	
344 ITALY			5511	409	
400 U STATES	5725	570	29894	6022	
	14125	1134	43805	6995	
BRISTLES N O P	LB				1812
BROOM CORN					1813
344 ITALY		67832		242782	
352 MEXICO				4105	
353 MOROCCO				3581	
400 U STATES		79253		772032	
		147085		1022500	



Articles and Countries from which Imported	MONTH OF DECEMBER 1950		TWELVE MONTHS ENDED DECEMBER 1950		Class Number
	Quantities	Values (\$)	Quantities	Values (\$)	
CATTLE FOOD WITH MOLASSES 400 U STATES		200		3002	1815
DRUGS CRUDE BARKS FLOWERS		200		3002	1816
100 U KINGDOM				9502	
207 UN 80 AFR				715	
215 IMOIA				28100	
224 JAMAICA				3006	
231 HONG KONG		6485		46453	
304 ARGENTINA				74	
306 BELGIUM		1412		5013	
309 BRAZIL				477	
313 CHINA				2650	
314 COLOMBIA				866	
323 EL SALVD				3406	
327 FRANCE		423		5353	
339 HONDURAS				2176	
344 ITALY		58		769	
352 MEXICO				13	
353 MOROCCO				1349	
388 YUGO SLAV				5271	
400 U STATES		23737		261803	
		32115		376996	
GLUE VEGETABLE	LB				1817
100 U KINGDOM	500	127	2740	232	
400 U STATES	1774	318	18264	2834	
	2274	445	21004	3066	
HAY AND STRAW	TON				1818
400 U STATES	51	688	2056	51370	
	51	688	2056	51370	
IVORY NUTS					1819
321 ECUADOR		341		10729	
		341		10729	
MUCILAGE AND ADHESIVE PASTE	LB				1824
100 U KINGDOM			14639	3321	
400 U STATES	10901	3104	233049	47112	
	10901	3104	247688	50433	
PALM LEAF UNMANUFACTURED					1825
231 HONG KONG				35	
400 U STATES				19571	
				19606	
ROOTS MEDICINAL ALKANET JALAP					1827
100 U KINGDOM				621	
203 B E AFR				7105	
231 HONG KONG				4008	
313 CHINA				215	
314 COLOMBIA				1804	
327 FRANCE				4747	
352 MEXICO				90	
400 U STATES		341		15180	
		341		33770	
STARCH AND PREPARATIONS N O P	LB				1828
231 HONG KONG	1300	265	7224	1675	
354 NETHRLNDS			245441	20758	
400 U STATES	283627	18870	4289405	284775	
	284927	19135	4542070	307208	
STARCH POTATO POTATO FLOUR	LB				1829
354 NETHRLNDS			15321	814	
400 U STATES	96050	7416	913786	64205	
	96050	7416	929107	65019	
STARCH FOR PASTE	LB				1830
400 U STATES	100	14	4160	1283	
	100	14	4160	1283	
TAR PINE CRUDE IN BULK	GAL				1832
100 U KINGDOM			10586	1896	
375 SWEDEN			236	136	
400 U STATES	18546	8062	298099	121228	
	18546	8062	308921	123260	
TEASELS					1833
100 U KINGDOM				1231	
327 FRANCE				923	
400 U STATES		871		18402	
		871		20556	
TURPENTINE RAW OR CRUOE	LB				1834
400 U STATES	1437	219	123685	8344	
	1437	219	123685	8344	
TURPENTINE SPIRITS OF	GAL				1835
352 MEXICO			20375	11996	
400 U STATES	68637	56785	1831292	1057008	
	68637	56785	1851667	1069004	
VEGETABLE PRODUCTS N O P					1836
100 U KINGDOM		1186		18970	
231 HONG KONG		2179		8112	
309 BRAZIL		75		285	
313 CHINA		113		172	
316 CUBA				89	
317 CZECHO S		167		167	
327 FRANCE		330		1240	
344 ITALY		1088		3051	
347 JAPAN		69		233	
400 U STATES		12530		261424	
		17737		293743	
VEGETABLE COLOURING					1839
100 U KINGDOM				10623	
400 U STATES		14317		292201	
		14317		302824	

## IMPORTS INTO CANADA FOR CONSUMPTION

Articles and Countries from which Imported	MONTH OF DECEMBER 1950		TWELVE MONTHS ENDED DECEMBER 1950		Class Number
	Quantities	Values (\$)	Quantities	Values (\$)	
DEXTRINE STARCH MIXTURES N O P	LB				1840
100 U KINGDOM	109312	8654	683344	54369	
354 NETHRLNDS	65962	4603	954071	61105	
400 U STATES	223800	24127	1209315	114764	
	399074	37384	2846730	230238	
DEXTRINE STARCH NOT A PASTE	LB				1841
100 U KINGDOM	67200	5200	67200	5200	
400 U STATES	1052	130	17497	1731	
	68252	5330	84697	6931	
DISTILLERS SOLUBLES					1842
400 U STATES		2914		92964	
		2914		92964	
VEGETABLE FLOUR MOP NOT EDIBLE					1843
218 MALAYA				549	
231 HONG KONG				140	
309 BRAZIL		7048		58858	
317 CZECHO S				2522	
375 SWEDEN				2619	
400 U STATES		21989		276646	
		29037		341334	
NON FOODS TAR 68A 206 662 809					1844
400 U STATES		153		3278	
		153		3278	
VEGETABLE FLAVOURINGS					1845
100 U KINGDOM		228		3181	
232 MALTA				919	
312 CHILE				430	
327 FRANCE				3404	
344 ITALY				2574	
354 NETHRLNDS				2682	
400 U STATES		11710		303096	
		11938		316286	
SIZING PREPARATIONS N O P	LB				1846
100 U KINGDOM	2519	460	6016	1393	
400 U STATES	75282	6635	1106204	149263	
	77801	7095	1112220	150656	

Articles and Countries from which Imported	MONTH OF DECEMBER 1950		TWELVE MONTHS ENDED DECEMBER 1950		Class Number
	Quantities	Values (\$)	Quantities	Values (\$)	
<b>GROUP 2</b>					
<b>ANIMALS AND ANIMAL PRODUCTS</b>					
<b>CATTLE PURE BRED</b>					
100 U KINGDOM	NO				2012
400 U STATES	57	56249	251	185805	
	31	23962	578	425333	
	88	80211	829	611138	
<b>BABY CHICKS</b>					
400 U STATES	NO		3213	1858	2013
			3213	1858	
<b>DOGS PURE BRED</b>					
100 U KINGDOM	NO		55	6573	2014
207 UN 80 AFR	3	302	1	100	
335 GERMANY			1	300	
389 IRELAND			1	100	
400 U STATES	18	1593	218	29800	
	21	1895	276	36873	
<b>FOWLS DOMESTIC PURE BRED</b>					
400 U STATES	NO		1156	2117	2015
			1156	2117	
<b>HORSES PURE BRED</b>					
100 U KINGDOM	NO		24	22785	2018
228 LEEWIND	6	1154	2	644	
400 U STATES	4	1905	44	73466	
	10	3059	70	96895	
<b>RABBITS PURE BRED</b>					
100 U KINGDOM	NO		6	65	2019
400 U STATES			37	550	
			43	615	
<b>SHEEP PURE BRED</b>					
100 U KINGDOM	NO		151	18247	2020
400 U STATES			29	3980	
			180	22227	
<b>ANIMALS FOR IMP OF STOCK N O P</b>					
100 U KINGDOM	NO		77	15932	2021
400 U STATES			17	3158	
			94	19090	
<b>HORSES N O P</b>					
100 U KINGDOM	NO		16	7569	2035
327 FRANCE			2	3088	
352 MEXICO			1	530	
389 IRELAND	1	463	4	4014	
400 U STATES	77	38527	1373	893529	
	78	38990	1396	908730	
<b>LIVESTOCK N O P</b>					
100 U KINGDOM	NO		1	116	2037
400 U STATES			83	10567	
			84	10683	
<b>BEEES</b>					
400 U STATES				340469	2041
				340469	
<b>FOXES</b>					
400 U STATES	NO		1	50	2042
			1	50	
<b>LEECHES</b>					
400 U STATES				802	2043
				802	
<b>PIGEONS HOMING AND PHEASANTS</b>					
100 U KINGDOM				227	2044
400 U STATES				2549	
				2776	
<b>TURTLES</b>					
400 U STATES		392		8948	2045
		392		8948	
<b>ALL OTHER ANIMALS LIVING N O P</b>					
100 U KINGDOM		351		2195	2046
234 AUSTRALIA				163	
306 BELGIUM				654	
309 BRAZIL				1914	
318 DENMARK				309	
335 GERMANY				40	
352 MEXICO				478	
354 NETHRLNDS		2356		14791	
381 ALASKA				50	
400 U STATES		6194		68292	
		8901		88886	
<b>MINK</b>					
400 U STATES	NO		1360	97660	2047
	76	7654	1360	97660	
	76	7654		97660	
<b>BONES CRUDE</b>					
328 FR AFRICA	CWT		13	188	2051
400 U STATES			181	4052	
	5	112	194	4240	
	5	112			
<b>BONE DUST CHARRED BONE</b>					
100 U KINGDOM	CWT	2080	39093	66847	2052
234 AUSTRALIA		1120	3920	9502	
304 ARGENTINA		4422	13049	35389	
354 NETHRLNDS			530	4044	
400 U STATES		2013	18393	115172	
		9635	74985	230954	
<b>BONE PITCH CRUDE ONLY</b>					
400 U STATES	CWT	704	4286	27522	2053
		704	4286	27522	

## IMPORTS INTO CANADA FOR CONSUMPTION

Articles and Countries from which Imported	MONTH OF DECEMBER 1950		TWELVE MONTHS ENDED DECEMBER 1950		Class Number
	Quantities	Values (\$)	Quantities	Values (\$)	
CHARCOAL ANIMAL FOR SUGAR					
100 U KINGDOM	CWT		26897	205500	2054
354 NETHRLNDS			1648	13452	
			28545	218952	
IVORY AND MANUFACTURES					
100 U KINGDOM				1775	2063
231 HONG KONG				1280	
313 CHINA				446	
400 U STATES		15		3140	
		15		6641	
BUTTON BLANKS OF SHELL ROUGH					
231 HONG KONG				1275	2071
313 CHINA		2070		29613	
347 JAPAN		2940		9047	
364 PHIL				1823	
400 U STATES		113		10988	
		5123		52746	
SHELLS UNMANUFACTURED FOSSILS					
100 U KINGDOM		16		70	2073
227 BAHAMAS				1226	
234 AUSTRALIA				983	
400 U STATES		2302		29257	
		2318		31536	
SHELLS N O P CRUSHED OR GROUND					
400 U STATES	CWT				2074
	800	354	3523	2721	
	800	354	3523	2721	
OYSTER SHELLS CRUSHED OR NOT					
400 U STATES	CWT				2075
	51834	26987	622020	347064	
	51834	26987	622020	347064	
FEATHERS NATURAL					
100 U KINGDOM		684		5019	2081
207 UN SO AFR				5945	
231 HONG KONG				20553	
304 ARGENTINA				201	
313 CHINA				4748	
317 CZECHO S				17	
327 FRANCE				1931	
335 GERMANY				496	
400 U STATES		14614		235154	
		15298		274064	
BADMINTON SHUTTLECOCKS BIRDS					
100 U KINGDOM	GROSS				2083
215 INDIA	9	308	52	1799	
216 PAKISTAN	9	173	44	1177	
400 U STATES			78	1121	
			9	199	
	18	481	183	4896	
MANUFACTURES OF FEATHERS N O P					
100 U KINGDOM				13763	2084
207 UN SO AFR		31		31	
231 HONG KONG				1042	
317 CZECHO S		1677		4817	
327 FRANCE		559		87332	
335 GERMANY		1405		13602	
352 MEXICO				281	
400 U STATES		2634		42257	
		6306		163125	
FEATHERBONE COILS					
400 U STATES		3840		40152	2085
		3840		40152	
QUILLS NATURAL OR UNPLUMED					
100 U KINGDOM				2673	2086
207 UN SO AFR				19350	
304 ARGENTINA				248	
317 CZECHO S				23428	
327 FRANCE				159	
400 U STATES		1935		95286	
		1935		141144	
COD HADDOCK POLLOCK FRESH					
341 ICELAND	LB		18162	454	2091
381 ALASKA			13400	2156	
400 U STATES	5140	671	96692	12994	
	5140	671	128254	15604	
HALIBUT FRESH					
400 U STATES	LB				2092
	12386	4530	374359	75366	
	12386	4530	374359	75366	
FISH LIVERS					
400 U STATES	LB				2093
	11010	2392	236773	55967	
	11010	2392	236773	55967	
HERRINGS FRESH					
400 U STATES	LB				2094
			2678810	33047	
			2678810	33047	
LIVE FISH AND EGGS PROPAGATING					
400 U STATES		3176		15744	2095
		3176		15744	
LOBSTERS FRESH					
400 U STATES	LB				2096
	5090	2532	328761	138655	
	5090	2532	328761	138655	
MACKEREL FRESH					
400 U STATES	LB				2097
			8300	215	
			8300	215	
OYSTERS SEED AND BREEDING					
400 U STATES				41367	2098
				41367	
OYSTERS IN THE SHELL					
400 U STATES	BRL				2099
	54	697	307	4592	
	54	697	307	4592	

Articles and Countries from which Imported	MONTH OF DECEMBER 1950		TWELVE MONTHS ENDED DECEMBER 1950		Class Number
	Quantities	Values (\$)	Quantities	Values (\$)	
OYSTERS SHELLLED IN BULK 400 U STATES	GAL 12623	80371	78643	465454	2100
	12623	80371	78643	465454	
SALMON FRESH 381 ALASKA 400 U STATES	LB		9644 14247	1985 4811	2101
			23891	6796	
SQUID FRESH 231 HONG KONG 347 JAPAN 400 U STATES		3011 193 2348		14367 4426 19308	2102
		5552		38101	
FISH ALL OTHER FRESH 100 U KINGDOM 231 HONG KONG 234 AUSTRALIA 347 JAPAN 354 NETHRLNDS 359 NORWAY 363 PERU 400 U STATES	LB 860 100	624 47	1994 1540 30800 1329188 54510 108 18679 1400620	512 1008 4850 219354 18937 50 2434 187819	2103
	58468 59428	10525 11196	2837439	434964	
COD HADDOCK POLLOCK DRIED 100 U KINGDOM 359 NORWAY 400 U STATES	LB		23400 39728 24987	4618 11682 8833	2111
			88115	25133	
COD HADDOCK POLLOCK SALTED 341 ICELAND 400 U STATES	LB		5264 2070	329 327	2113
			7334	656	
HALIBUT SALTED	LB				2114
HERRINGS SALTED 100 U KINGDOM 334 ST PIERRE 341 ICELAND 354 NETHRLNDS 359 NORWAY 375 SWEDEN 400 U STATES	LB 58575	6372	353361 200 1250 963304 360052 148034 162543	41035 20 287 135443 30140 11227 24074	2115
	10775 180450	2080 24852	1988744	242226	
MACKEREL PICKLED	LB				2117
SALMON SALTED 400 U STATES	LB 825	567	3574	2027	2118
	825	567	3574	2027	
SALMON SMOKED 400 U STATES	LB		435	365	2119
			435	365	
FISH DRIED N O P 231 HONG KONG 347 JAPAN 359 NORWAY 400 U STATES	LB 5166 550	2053 297	12590 7562 8266 7678	7459 4899 2359 4601	2120
	461 6177	237 2587	36096	19318	
FISH ALL OTHER SALTED 100 U KINGDOM 231 HONG KONG 359 NORWAY 372 SPAIN 375 SWEDEN 400 U STATES	LB 13620	5989	12000 69604 200 10587 8320 20816	2765 37121 47 1705 751 4139	2121
	2566 16186	808 6797	121527	46528	
FISH OTHER SMOKED OR BONELESS 100 U KINGDOM 354 NETHRLNDS 400 U STATES	LB 20358	3483	115396 250	21024 75	2122
	182 20540	84 3567	954 116600	405 21504	
CRABS CLAMS SHRIMPS CANNED 231 HONG KONG 347 JAPAN 352 MEXICO 359 NORWAY 400 U STATES	LB 450	476	150 45342 32800 13205 617427	40 26570 16542 9335 525436	2131
	137831 138281	99696 100172	708924	577923	
KIPPERED HERRINGS CANNED 100 U KINGDOM 359 NORWAY	LB 2026	422	91912	16415	2132
	20875 22901	4998 5420	56119 148031	15221 31636	
LOBSTERS CANNED PREPARED N O P 100 U KINGDOM 207 UN SO AFR 400 U STATES	LB		64 119225 2556	64 103692 1478	2133
			121845	105234	
OYSTERS SHELLLED IN CANS 366 PORTUGAL 400 U STATES	QUART 822	1698	822	1698	2136
	2388 3210	3589 5287	24694 25516	41914 43612	
OYSTERS PREPARED PRESERVED NOP 231 HONG KONG 347 JAPAN 400 U STATES	LB 1320	1901	9086	10259	2137
	200 980	126 797	9092 3000	6292 2534	
	2500	2824	21178	19085	

## IMPORTS INTO CANADA FOR CONSUMPTION

Articles and Countries from which Imported	MONTH OF DECEMBER 1950		TWELVE MONTHS ENDED DECEMBER 1950		Class Number
	Quantities	Values (\$)	Quantities	Values (\$)	
SALMON CANNED PREPARED N O P 100 U KINGDOM 400 U STATES	LB				2138
			145	68	
	126	137	602	716	
	126	137	747	784	
PILCHARD CANNED 400 U STATES	LB				2139
	109690	9976	1076770	93764	
	109690	9976	1076770	93764	
ANCHOVIES SARDINES CANNED 100 U KINGDOM 306 BELGIUM 318 DENMARK 327 FRANCE 344 ITALY 353 MOROCCO 359 NORWAY 365 POLAND 366 PORTUGAL 372 SPAIN 375 SWEDEN 400 U STATES	LB				2140
			184	156	
			750	248	
			17564	7921	
	1245	544	4759	3480	
			2589	2316	
	6703	3836	42762	19381	
	56487	33113	794003	478200	
			7095	3225	
	19640	11190	229634	148966	
			17966	9789	
	4539	1600	26238	10572	
	228	110	23755	15174	
	88842	50393	1167299	699428	
TUNA FISH CANNED 347 JAPAN 363 PERU 400 U STATES	LB				2143
	8100	2934	230858	79989	
			107352	41210	
			6553	5702	
	8100	2934	344763	126901	
FISH PRESERVED IN OIL N O P 213 BWA OTHER 231 HONG KONG 327 FRANCE 344 ITALY 347 JAPAN 359 NORWAY 363 PERU 366 PORTUGAL 375 SWEDEN 400 U STATES					2144
				163	
		2738		23470	
		281		464	
				3279	
				1977	
		90		1927	
		1010		16701	
		537		1021	
		103		826	
		87		2234	
		4846		52062	
FISH PREPARED OR PRESERVED N O P 100 U KINGDOM 231 HONG KONG 236 NEW ZEAL 318 DENMARK 327 FRANCE 344 ITALY 347 JAPAN 352 MEXICO 354 NETHRLNDS 359 NORWAY 366 PORTUGAL 375 SWEDEN 400 U STATES					2145
		1054		6369	
		1555		20699	
				158	
				682	
				734	
				2397	
		806		17618	
				6712	
		353		1148	
		700		12136	
		107		107	
		291		624	
		2064		19446	
		6930		88830	
HERRINGS CANNED 100 U KINGDOM 231 HONG KONG 359 NORWAY 375 SWEDEN 400 U STATES	LB				2146
	4363	728	89073	13006	
			2644	1835	
	140	84	4881	1893	
	5649	3083	12671	7558	
			1676	919	
	10152	3895	110945	25211	
FISH OFFAL OR REFUSE 400 U STATES	CWT				2151
	449	1121	9943	19917	
	449	1121	9943	19917	
SPONGES OF MARINE PRODUCTION 100 U KINGDOM 227 BAHAMAS 316 CUBA 327 FRANCE 328 FR AFRICA 336 GREECE 344 ITALY 377 SYRIA 379 TURKEY 400 U STATES					2152
		189		6275	
				4625	
		2015		31791	
				2201	
				3728	
		4197		18183	
				715	
		2744		3179	
				810	
		2229		44666	
		11374		116173	
FISHERY PRODUCTS N O P 100 U KINGDOM 207 UN SO AFR 231 HONG KONG 347 JAPAN 352 MEXICO 359 NORWAY 375 SWEDEN 400 U STATES					2153
		53		714	
				2174	
		1754		17338	
		570		10310	
		644		16591	
				1866	
		225		237	
		38177		585810	
		41423		635040	
FISH MEAL 400 U STATES	CWT				2154
			1142	9483	
			1142	9483	
FUR SKINS CHINA AND JAP MINK 347 JAPAN 400 U STATES	NO				2155
			13200	22648	
	8425	20197	131304	288238	
	8425	20197	144504	310886	

Articles and Countries from which Imported	MONTH OF DECEMBER 1950		TWELVE MONTHS ENDED DECEMBER 1950		Class Number	
	Quantities	Values (\$)	Quantities	Values (\$)		
FUR SKINS DPDBSUM UNDRRESSED	NO				2156	
100 U KINGDOM			2072	2535		
234 AUSTRALIA			1000	1112		
400 U STATES	2049	1394	31134	15405		
	2049	1394	34206	19052		
FUR SKINS RACCODM UNDRRESSED	NO				2157	
400 U STATES	10064	8895	188303	273295		
	10064	8895	188303	273295		
FUR SKINS SHEEP LAMB UNDRRESSED	NO				2158	
207 UN SO AFR			5000	6057		
234 AUSTRALIA			12883	19725		
304 ARGENTINA	29619	69341	181902	357653		
309 BRAZIL			510	800		
386 URUGUAY	334	631	43152	79926		
400 U STATES	5951	19649	181026	507651		
	35904	89621	424473	971812		
FUR SKINS VISCACHA UNDRRESSED	NO				2159	
FUR SKINS WALLABY UNDRRESSED	NO				2160	
FUR SKINS MARINE UNDRRESSED	NO				2161	
400 U STATES			1424	31022		
			1424	31022		
FUR SKINS FOX UNDRRESSED	NO				2162	
100 U KINGDOM			205	884		
400 U STATES	20	126	7528	68686		
	20	126	7733	69570		
FUR SKINS KOLINSKY UNDRRESSED	NO				2163	
400 U STATES	3355	15037	27520	141426		
	3355	15037	27520	141426		
FUR SKINS MINK UNDRRESSED	NO				2164	
100 U KINGDOM			1394	28011		
381 ALASKA			64	1795		
400 U STATES	11070	224891	79342	1514575		
	11070	224891	80800	1544381		
FUR SKINS MUSKRAT UNDRRESSED	NO				2165	
100 U KINGDOM			11389	9361		
400 U STATES	41754	79099	2726052	4689444		
	41754	79099	2737441	4698805		
FUR SKINS PERSIAN LAMB UNDRRESS	NO				2166	
100 U KINGDOM	1572	10197	28409	235844		
207 UN SO AFR			46979	317439		
301 AFGHAN			9507	108353		
335 GERMANY			2200	19275		
342 IRAN			988	4028		
354 NETHRLNDS			27575	244584		
380 USSR			5148	30097		
400 U STATES	41318	308731	885314	6456027		
	42890	318928	1006120	7415647		
FUR SKINS RABBIT UNDRRESSED	NO					2167
234 AUSTRALIA			155668	33860		
236 NEW ZEAL	11805	4460	16727	5299		
306 BELGIUM			20000	7961		
327 FRANCE			448215	182637		
347 JAPAN			328000	75044		
376 SWITZRLND			6000	3647		
400 U STATES	209899	73478	1487135	446987		
	221704	77938	2461745	755435		
FUR SKINS SQUIRREL UNDRRESSED	NO				2168	
100 U KINGDOM			28469	15732		
375 SWEDEN			15000	8887		
380 USSR			9000	7583		
400 U STATES	68140	43869	1165588	857762		
	68140	43869	1218057	889964		
FUR SKINS UNDRRESSED N O P	NO				2169	
100 U KINGDOM	50	2198	2419	14878		
304 ARGENTINA			200	132		
309 BRAZIL			1087	5527		
313 CHINA			24400	15102		
336 GREECE			384	12155		
347 JAPAN			150	1160		
376 SWITZRLND			12412	7345		
380 USSR			1550	13922		
381 ALASKA			64	1130		
400 U STATES	83496	140935	754977	1568936		
	83546	143133	797643	1640287		
ASTRACHAN RUSSIAN HARE DRESSED				2859		2171
400 U STATES				2859		
RABBIT SKINS DRESSED N D P	002				2172	
100 U KINGDOM	179	1218	1347	13346		
317 CZECHO S			2000	11400		
327 FRANCE	24	192	4728	30879		
335 GERMANY			447	3511		
400 U STATES			939	8428		
	203	1410	9461	67564		
FUR SKINS DRESSED N O P					2173	
100 U KINGDOM		9295		62830		
309 BRAZIL				9671		
317 CZECHO S				3012		
327 FRANCE				3605		
380 USSR				10057		
400 U STATES		125356		603233		
		134651		692408		

## IMPORTS INTO CANADA FOR CONSUMPTION

Articles and Countries from which Imported	MONTH OF DECEMBER 1950		TWELVE MONTHS ENDED DECEMBER 1950		Class Number
	Quantities	Values (\$)	Quantities	Values (\$)	
HATTERS FURS NOT ON THE SKIN	LB				2174
100 U KINGDOM			14501	37625	
306 BELGIUM	17276	46965	173344	339259	
327 FRANCE			48380	87673	
354 NETHRLNDS	3300	5901	59103	147019	
400 U STATES	29472	88662	303394	837249	
	50048	141528	598722	1448825	
FUR SKINS SHEEP DRESSED					2175
100 U KINGDOM				3484	
234 AUSTRALIA				249	
304 ARGENTINA				2834	
327 FRANCE				20	
400 U STATES		19218		82878	
		19218		89465	
MANUFACTURES OF FUR N O P					2181
100 U KINGDOM		16391		331327	
234 AUSTRALIA				8996	
313 CHINA				8164	
317 CZECHO S		123		5786	
327 FRANCE				14933	
335 GERMANY				2777	
340 HUNGARY		108		1567	
380 USSR				10134	
400 U STATES		20104		552571	
		36726		936255	
BRISTLES ANIMAL	LB				2191
100 U KINGDOM			857	4452	
304 ARGENTINA			885	855	
386 URUGUAY			516	513	
400 U STATES	31931	120188	391536	1450532	
	31931	120188	393794	1456352	
HAIR UNMANUFACTURED	LB				2192
100 U KINGDOM			3114	4303	
215 INDIA			29332	3227	
304 ARGENTINA			20553	19156	
316 CUBA			7056	4990	
400 U STATES	130201	31986	1539127	391910	
	130201	31986	1599182	423586	
MORSE HAIR	LB				2193
304 ARGENTINA	186	426	38553	24686	
352 MEXICO	2679	5617	2679	5617	
362 PARAGUAY			5712	4103	
400 U STATES	39442	68995	250038	356709	
	42307	75038	296982	391115	
HAIR CURLED DYED N O P					2194
100 U KINGDOM		1112		3403	
400 U STATES		1253		8631	
		2365		12034	
MANUFACTURES OF HAIR N O P					2195
100 U KINGDOM		159		6558	
231 HONG KONG				32317	
313 CHINA		2403		28434	
327 FRANCE		737		4032	
335 GERMANY		113		534	
347 JAPAN				7508	
376 SWITZRLND				357	
400 U STATES		7667		51327	
		11079		131067	
CALF SKINS AND KIPS RAW	N O				2201
207 UN SO AFR			500	1130	
234 AUSTRALIA			3500	6796	
236 NEW ZEAL	14998	68909	134127	534974	
318 DENMARK			500	2558	
326 FINLAND	2000	8274	2000	8274	
327 FRANCE	1344	16882	22235	188593	
334 ST PIERRE			290	357	
335 GERMANY			1400	11925	
344 ITALY			1980	20067	
354 NETHRLNDS			7500	36945	
365 POLAND	10000	46594	16000	73864	
376 SWITZRLND			1100	10301	
400 U STATES	21899	113071	175135	942489	
	50241	253730	366267	1838273	
CATTLE HIDES RAW	N O				2202
203 B E AFR	500	2957	500	2957	
215 INDIA			1650	5354	
236 NEW ZEAL	500	7827	2231	35769	
304 ARGENTINA	2735	45406	122067	1572931	
309 BRAZIL			2021	15615	
316 CUBA	2500	49745	2500	49745	
318 DENMARK			200	3210	
334 ST PIERRE	118	824	240	2340	
344 ITALY			1218	24805	
354 NETHRLNDS			5361	50500	
386 URUGUAY			1000	14434	
400 U STATES	46035	776584	357332	5067060	
	52388	883343	496320	6844720	
SHEEP SKINS RAW	N O				2203
100 U KINGDOM	144	180	504	377	
207 UN SO AFR			14500	21966	
234 AUSTRALIA			33635	37078	
236 NEW ZEAL	88845	94446	271434	275071	
304 ARGENTINA	8326	22576	155408	339120	
309 BRAZIL			25648	38792	
312 CHILE			64735	148088	



Articles and Countries from which Imported	MONTH OF DECEMBER 1950		TWELVE MONTHS ENDED DECEMBER 1950		Class Number
	Quantities	Values (\$)	Quantities	Values (\$)	
334 ST PIERRE			115	223	
354 NETHHLNDS			700	1019	
386 URUGUAY	3000	13260	93375	213564	
400 U STATES	25664	104697	1069354	2094751	
	125979	235159	1729408	3170049	
OTHER HIDES AND SKINS RAW NOP	NO				2204
100 U KINGDOM			145	276	
234 AUSTRALIA	1000	9640	9000	56543	
236 NEW ZEAL			4793	17437	
304 ARGENTINA	3000	29739	3750	36178	
309 BRAZIL			11600	17160	
327 FRANCE			2847	29834	
334 ST PIERRE			130	318	
339 HONDURAS			400	502	
400 U STATES	3248	26032	57721	235822	
	7248	65411	90386	394070	
GOAT SKINS AND KID SKINS RAW	NO				2205
100 U KINGDOM			971	2031	
207 UN 80 AFR			28600	77758	
211 NIGERIA			12000	15295	
215 INDIA			54000	56390	
306 BELGIUM			1650	4662	
325 ETHIOPIA	6000	7732	15000	17953	
346 ITAL AFR			2400	2210	
372 SPAIN			600	2867	
400 U STATES	61425	64814	162581	171286	
	67425	72546	277802	350452	
HIDE SECTIONS OR BELLIES	NO				2206
234 AUSTRALIA	1800	2293	5735	5245	
304 ARGENTINA			360	495	
316 CUBA			1500	4211	
327 FRANCE			50	1061	
400 U STATES	33757	80566	366706	641675	
	35557	82859	374351	652687	
LEATHER DRESSED KID					2210
100 U KINGDOM		61062		685387	
215 INDIA				3782	
327 FRANCE				7573	
335 GERMANY		192		26174	
400 U STATES		131980		1027177	
		193234		1750093	
BELTING LEATHER IN BUTTS					2211
100 U KINGDOM		13284		125767	
400 U STATES		8310		107107	
		21594		232874	
LEATHER TANNED N O P					2213
100 U KINGDOM		34336		515296	
207 UN 80 AFR				7009	
215 INDIA		5809		139743	
234 AUSTRALIA				6093	
304 ARGENTINA				373	
386 URUGUAY				1133	
400 U STATES		12745		280713	
		52890		950360	
LEATHER DRESSED N O P					2215
100 U KINGDOM		118194		1349831	
215 INDIA		393		6268	
234 AUSTRALIA		896		19369	
306 BELGIUM				660	
309 BRAZIL				3972	
318 DENMARK				759	
327 FRANCE		2545		15381	
335 GERMANY				1730	
352 MEXICO				1415	
354 NETHHLNOS		225		4152	
375 SWEDEN				60	
376 SWITZRLND				1066	
400 U STATES		113070		914647	
		235323		2319310	
CHAMOIS SKIN					2216
100 U KINGDOM		17886		260108	
234 AUSTRALIA				9693	
236 NEW ZEAL				570	
327 FRANCE				410	
400 U STATES		2989		22794	
		20875		293575	
PATENT AND UPHOLSTERY LEATHER					2217
100 U KINGDOM				2899	
400 U STATES		664		10501	
		664		13400	
SOLE LEATHER	LB				2218
100 U KINGDOM	19486	9071	401581	124870	
234 AUSTRALIA			3017	973	
400 U STATES	6227	5936	19167	16295	
	25713	15007	423765	142138	
SCRAP LEATHER					2219
100 U KINGDOM				840	
400 U STATES		6777		62800	
		6777		63640	
PIG MOROCCO ROLLER LEATHERS					2220
100 U KINGDOM		33198		497272	
400 U STATES		1586		30717	
		34784		527989	

## IMPORTS INTO CANADA FOR CONSUMPTION

Articles and Countries from which Imported	MONTH OF DECEMBER 1950		TWELVE MONTHS ENDED DECEMBER 1950		Class Number
	Quantities	Values (\$)	Quantities	Values (\$)	
LEATHER FROM EAST INDIA KIP 100 U KINGDOM		57555		560348	2221
		57555		560348	
LEATHER FOR GLOVES OR CLOTHING 100 U KINGDOM 327 FRANCE 354 NETHRLNOS 375 SWEODEN 400 U STATES		53775		482728	2224
				5822	
				62	
		40		2159	
		84963		741068	
		138778		1231839	
LEATHER FOR UPHOLSTERY LEATHER 100 U KINGDOM 400 U STATES		14171		180506	2225
		12904		128012	
		27075		308518	
CRUST OIL LEATHER FOR CHAMOIS 100 U KINGDOM		470		2103	2226
		470		2103	
BOOTS AND SHOES PEGGED LEATHER 100 U KINGDOM 400 U STATES	PAIR		1194	2508	2231
			34	71	
			1228	2579	
BOOTS AND SHOES MENS LEATHER 100 U KINGDOM 218 MALAYA 304 ARGENTINA 327 FRANCE 335 GERMANY 376 SWITZRLNO 381 ALASKA 400 U STATES	PAIR 18771	84471	216701	1009562	2232
			60	740	
			1	10	
	16	182	146	538	
	20	382	50	899	
			670	6732	
			124	495	
	2637	16582	24657	156192	
	21444	101617	242409	1175168	
BOOTS AND SHOES WOMENS LEATHER 100 U KINGDOM 207 UN SO AFR 218 MALAYA 231 HONG KONG 306 BELGIUM 317 CZECHO S 327 FRANCE 344 ITALY 352 MEXICO 354 NETHRLNOS 372 SPAIN 376 SWITZRLNO 400 U STATES	PAIR 5186	21394	143131	584358	2233
			937	1227	
			8458	2929	
			316	260	
			16	48	
			120155	138227	
			70	214	
	261	4582	647	5331	
	6980	6029	63832	54344	
			320	317	
			42	687	
	601	5261	5240	48028	
	17899	70061	369587	1808612	
	30927	107327	712751	2644582	
BOOTS SHOES CHILDRENS LEATHER 100 U KINGDOM 218 MALAYA 327 FRANCE 400 U STATES	PAIR 8389	10032	129027	135796	2234
			1680	635	
			82	82	
	198	322	17920	42675	
	8587	10354	148709	179188	
GARMENTS LEATHER 100 U KINGDOM 335 GERMANY 400 U STATES		1888		37117	2235
				324	
		480		4811	
		2368		42252	
GLOVES MITTS LEATHER N O P 100 U KINGDOM 216 PAKISTAN 306 BELGIUM 317 CZECHO S 327 FRANCE 340 HUNGARY 344 ITALY 354 NETHRLNOS 400 U STATES		32248		457186	2236
				34	
				339	
		184		676	
		3622		78708	
		701		701	
		8967		19113	
				825	
		1139		52007	
		46861		609589	
GLOVES OF KID WOMENS 100 U KINGDOM 306 BELGIUM 317 CZECHO S 327 FRANCE 335 GERMANY 344 ITALY 400 U STATES		168		15436	2237
				19436	
		1300		18639	
		7944		300188	
		89		25033	
		638		60517	
		54		644	
		10193		439893	
HARNES AND SADDLERY 100 U KINGDOM 234 AUSTRALIA 306 BELGIUM 344 ITALY 400 U STATES		3096		46233	2238
				44	
				142	
				2932	
		11657		103509	
		14753		152860	
LEATHER BELTING 100 U KINGDOM 306 BELGIUM 400 U STATES		892		34242	2239
				707	
		2991		66943	
		3883		101892	
MFRS OF LEATHER OR RAWHIOE NOP 100 U KINGDOM 216 PAKISTAN 306 BELGIUM 326 FINLAND		13364		110342	2241
		53		2272	
		138		175	
				81	

Articles and Countries from which Imported	MONTH OF DECEMBER 1950		TWELVE MONTHS ENDED DECEMBER 1950		Class Number
	Quantities	Values (\$)	Quantities	Values (\$)	
327 FRANCE				2638	
335 GERMANY		203		1063	
344 ITALY		413		7205	
347 JAPAN				399	
352 MEXICO				173	
375 SWEDEN		294		724	
376 SWITZRLNO		22		1520	
400 U STATES		37658		387876	
		52145		514468	
BOLES AND HEELS LEATHER					2243
100 U KINGDOM		4681		26434	
400 U STATES		2676		17839	
		7357		44273	
SHOE LIFTS AND WELTING LEATHER					2244
100 U KINGDOM				2477	
400 U STATES		12601		131279	
		12601		133756	
STRAPS LEATHER					2245
100 U KINGDOM		6174		64585	
347 JAPAN		1077		1077	
376 SWITZRLNO		246		5569	
400 U STATES		6680		83239	
		14177		154470	
BICYCLE SADDLES					2246
100 U KINGDOM	NO	3606	2566	103827	80291
335 GERMANY				1750	1701
400 U STATES		5761	7544	96060	112268
		9367	10110	201637	194260
BEEF AND VEAL FRESH					2251
100 U KINGDOM	LB	1401	616	15088	4125
234 AUSTRALIA				17130	1667
236 NEW ZEAL		4738	1922	4738	1922
381 ALASKA				1430	959
400 U STATES		13485	11496	97228	73862
		19624	14034	135614	82535
MUTTON AND LAMB FRESH					2252
100 U KINGDOM	LB			3985	1028
234 AUSTRALIA		330561	104474	428431	128668
236 NEW ZEAL		11328	1649	11328	1649
400 U STATES				42249	12537
		341889	106123	485993	143882
PORK FRESH					2253
400 U STATES	LB				
		225029	41005	1665744	243318
		225029	41005	1665744	243318
POULTRY GAME PARTRIDGE BQUABS					2254
100 U KINGDOM					987
234 AUSTRALIA					46660
236 NEW ZEAL			3856		3856
400 U STATES			572604		710319
			576460		761822
RABBITS FRDZEN FOR FOX FEED					2256
MEATS FRESH M O P					2257
316 CUBA	LB			2130	2353
359 NORWAY				360	186
400 U STATES		1200	1277	10379	11790
		1200	1277	12869	14329
EDIBLE OFFAL FRESH					2258
400 U STATES	LB				
		243828	48283	1482549	253309
		243828	48283	1482549	253309
BACON HAMS OTHER PORK PREPARED					2261
100 U KINGDOM	LB			580	290
400 U STATES				1175	838
				1755	1128
BEEF CANNED					2262
100 U KINGDOM	LB			7097	2937
234 AUSTRALIA		25560	5267	108840	23338
304 ARGENTINA		641154	175821	6419568	1839977
306 BELGIUM				43142	10141
309 BRAZIL				425956	104615
362 PARAGUAY		108000	36171	347397	115776
386 URUGUAY		198861	53097	2893277	835019
389 IRELAND				4723	1339
400 U STATES		2189	894	31461	9704
		975764	271250	10281461	2942846
CANNED MEATS POULTRY GAME NOP					2264
100 U KINGDOM	LB				
234 AUSTRALIA		72835	12603	154467	30722
304 ARGENTINA		28128	6853	227955	55221
318 DENMARK		2700	777	51665	14299
327 FRANCE		2575	1012	19417	10202
340 HUNGARY		225	672	17032	16729
400 U STATES				88	212
		31901	12697	216443	77980
		138364	34614	687067	205365
EXTRACTS OF MEAT FLUID BEEF					2265
100 U KINGDOM			1940		23361
304 ARGENTINA			280		218818
309 BRAZIL			1511		1511
359 NORWAY					80
386 URUGUAY					44241
400 U STATES			2831		15123
			6562		303134
MEATS PREPARED NOT CANNED					2266
400 U STATES	LB				
		731824	222748	10976498	2727538
		731824	222748	10976498	2727538

## IMPORTS INTO CANADA FOR CONSUMPTION

Articles and Countries from which Imported	MONTH OF DECEMBER 1950		TWELVE MONTHS ENDED DECEMBER 1950		Class Number	
	Quantities	Values (\$)	Quantities	Values (\$)		
PORK BARRELLED IN BRINE 400 U STATES	LB 344600	56646	4337300	660737	2267	
PORK DRY SALTED	LB 344600	56646	4337300	660737	2268	
SAUSAGE 400 U STATES	LB 2535	1724	45177	29208	2269	
SOUP & SOUP PREPARATIONS N O P 100 U KINGDOM 400 U STATES		923 2679		2730 20594	2270	
MILK AND CREAM FRESH 100 U KINGDOM 318 DENMARK 400 U STATES	GAL	3602	300 14516 9129	835 44436 22936	2281	
BUTTER 100 U KINGDOM 359 NORWAY 400 U STATES	LB	2154 3232	23945	68207	2282	
CASEIN 234 AUSTRALIA 400 U STATES	LB	7992 3416	134344 120132	17138 40126	2283	
CHEESE 100 U KINGDOM 236 NEW ZEAL 304 ARGENTINA 318 DENMARK 327 FRANCE 344 ITALY 354 NETHRLNDS 359 NORWAY 375 SWEDEN 376 SWITZRLND 400 U STATES	LB	1573 988752 10609 66551 6593 28693 33076 3033 4144 229597 62408	1070 189416 3826 22955 4081 17119 12331 1138 1286 160911 29750	12054 1556738 140308 160434 33895 255508 56872 14762 2280 1202230 255200	2284	
MILK CONDENSED 100 U KINGDOM 359 NORWAY 400 U STATES	LB	1435029 443883	10160455	3686976	2285	
MILK WHOLE POWDERED 400 U STATES	LB	3150 3130	6427	5732	2286	
DRIED WHEY SKIMMILK BUTTERMILK 400 U STATES	LB	173572 11578	843660	52498	2287	
OLEIC ACID OR RED OIL 400 U STATES	LB	55971 55971	519245	100549	2288	
STEARIC ACID 100 U KINGDOM 234 AUSTRALIA 400 U STATES	LB	167600 34272	34325 6450	1133800 4480 68452	2289	
LARD OIL 400 U STATES	GAL	201872 40775	1555268	285770	2291	
MEATS FOOT OIL 400 U STATES	GAL		9100	18452	2292	
ANIMAL OIL N O P 100 U KINGDOM 306 BELGIUM 400 U STATES	GAL		2823	7990	2293	
COD LIVER OIL 100 U KINGDOM 341 ICELAND 359 NORWAY 400 U STATES	GAL	1132 434 272	696 439 223	18409 9177 8167	11188 6854 10493	2294
FISH OIL N O P 100 U KINGDOM 359 NORWAY 400 U STATES	GAL	1838 1358	35753	28535	2295	
SEAL OIL 100 U KINGDOM 359 NORWAY 400 U STATES	GAL	1125 1805	4050 11972 15956 450	6266 21690 25512 775	2296	
WHALE AND SPERMACE TI OIL 100 U KINGDOM 354 NETHRLNDS 359 NORWAY 400 U STATES	GAL	1125 1805	32428	54243	2297	
HALIBUT LIVER OIL 100 U KINGDOM 359 NORWAY 400 U STATES	GAL		50 1672 82319	50 2292 103980	2298	
FISH OIL CONCENTRATED 400 U STATES	GAL		13054 18679	64041 106322	2299	
		1866 1866		162277 162277		

IMPORTS INTO CANADA FOR CONSUMPTION

Articles and Countries from which Imported	MONTH OF DECEMBER 1950		TWELVE MONTHS ENDED DECEMBER 1950		Class Number
	Quantities	Values (\$)	Quantities	Values (\$)	
FISH OIL FOR FORTIFYING					
100 U KINGDOM				4237	2300
400 U STATES		1940		21902	
		1940		26139	
BEESWAX			LB		2302
100 U KINGDOM				3510	
215 INDIA				2240	
309 BRAZIL	25731	15566		93483	
312 CHILE				19236	
316 CUBA				55588	
320 DOM REP				5922	
327 FRANCE				5797	
400 U STATES	6483	3413		163955	
	32214	18979		349731	
CANDLES N O P			LB		2303
100 U KINGDOM				442	
335 GERMANY				3932	
400 U STATES	4281	1149		67542	
	4281	1149		71916	
GREASE ROUGH			CWT		2304
100 U KINGDOM	135	958		1694	
306 BELGIUM				554	
335 GERMANY				251	
400 U STATES	64949	888230		515816	
	65084	889188		518315	
LARD AND COMPOUND			LB		2307
8 STEARINE					
100 U KINGDOM				5372	
400 U STATES	1571318	230559		13025618	
	1571318	230559		13030990	
TALLOW			LB		2308
400 U STATES	450560	67014		3562366	
	450560	67014		3562366	
GELATINE INEOIBLE PHOTOGRAPHIC			LB		2320
400 U STATES	1000	1627		172903	
	1000	1627		172903	
ANIMAL GLANDS FOR MEDICINE					2321
386 URUGUAY				1211	
400 U STATES		12789		64115	
		12789		65326	
BLOOD ALBUMEN AND BLOOD DRIED					2324
400 U STATES		1169		12571	
		1169		12571	
EGGS IN THE SHELL			DOZ		2325
100 U KINGDOM				725	
231 HONG KONG	667	412		15675	
381 ALASKA				195	
400 U STATES	50	42		44382	
	717	454		60977	
EGGS YOLK OR ALBUMEN FROZEN			LB		2326
231 HONG KONG				84	
400 U STATES				2887	
				2971	
EGGS YOLK OR ALBUMEN DRIED			LB		2327
313 CHINA				87400	
400 U STATES	21500	15993		200143	
	21500	15993		287543	
GELATINE CAPSULES EMPTY					2328
400 U STATES		26917		272688	
		26917		272688	
GELATINE EDIBLE			LB		2329
100 U KINGDOM	26980	13896		287530	
234 AUSTRALIA	80640	37633		375690	
304 ARGENTINA				1760	
306 BELGIUM	9590	3815		264258	
327 FRANCE	20127	8706		195524	
354 NETHRLNOS	5775	2370		131837	
400 U STATES	16547	11529		1133710	
	159659	78019		2390309	
GELATINE N O P			LB		2331
100 U KINGDOM				20107	
306 BELGIUM				265	
327 FRANCE	1120	370		1718	
400 U STATES	1259	659		21575	
	2379	1029		43665	
GLUE ANIMAL POWDERED OR SHEET			LB		2332
100 U KINGDOM	165480	17112		2742850	
207 UN SO AFR				121338	
234 AUSTRALIA				6720	
304 ARGENTINA				100000	
400 U STATES	30647	9278		113584	
	196127	26390		3084492	
GLUE N O P			LB		2333
100 U KINGDOM	4206	2251		123950	
231 HONG KONG	60	114		144	
375 SWEDEN				110	
400 U STATES	15115	6796		173280	
	19381	9161		297484	
CATGUT WORMGUT UNMANUFACTURED					2335
372 SPAIN				202	
400 U STATES				82	
				284	
GUT AND MANUFACTURES N O P					2336
100 U KINGDOM		1037		10430	
215 INDIA				396	
234 AUSTRALIA				14532	

## IMPORTS INTO CANADA FOR CONSUMPTION

Articles and Countries from which Imported	MONTH OF DECEMBER 1950		TWELVE MONTHS ENDED DECEMBER 1950		Class Number
	Quantities	Values (\$)	Quantities	Values (\$)	
372 SPAIN		378		1126	
400 U STATES		1112		20579	
		2527		47063	
HONEY	LB				2337
100 U KINGDOM	480	244	480	244	
234 AUSTRALIA			7200	757	
316 CUBA			102	88	
400 U STATES	180	273	27493	7037	
	660	517	35275	8126	
MANURES ANIMAL	CWT				2338
400 U STATES	3597	7184	40866	75792	
	3597	7184	40866	75792	
MUSK IN PODS OR GRAINS	OZ				2339
400 U STATES			253	6934	
			253	6934	
RENNET RAW AND PREPARED	LB				2340
234 AUSTRALIA	350	1037	1500	3429	
236 NEW ZEAL	910	3177	910	3177	
318 DENMARK			5459	2091	
400 U STATES	1710	1246	61363	43854	
	2970	5460	69232	52551	
SAUSAGE CASINGS UNCLEANED					2341
100 U KINGDOM				8006	
234 AUSTRALIA		6087		83431	
236 NEW ZEAL				400820	
400 U STATES		3843		6848	
		9930		499105	
SAUSAGE CASINGS CLEANED					2342
100 U KINGDOM				45360	
234 AUSTRALIA		20220		352465	
236 NEW ZEAL		20490		1714161	
400 U STATES		3098		24045	
		43808		2136031	
TANKAGE	CWT				2343
236 NEW ZEAL			2304	17582	
400 U STATES			500	785	
			2804	18367	
ANIMAL PRODUCTS N O P					2344
100 U KINGDOM		521		3936	
231 HONG KONG		1010		11067	
234 AUSTRALIA				62	
313 CHINA				420	
327 FRANCE				986	
347 JAPAN				491	
400 U STATES		3111		65267	
		4642		82229	
HORSE MEAT AND OFFAL FOR FOXES	CWT				2345
400 U STATES	207	669	7873	24456	
	207	669	7873	24456	
DOG FOOD AND PET STOCK FOOD					2347
400 U STATES		1892		37610	
		1892		37610	
TARIFF 206 254 635 679 686 699					2348
100 U KINGDOM				293	
215 INDIA				580	
366 PORTUGAL				309	
400 U STATES				6367	
				7549	

Articles and Countries from which Imported	MONTH OF DECEMBER 1950		TWELVE MONTHS ENDED DECEMBER 1950		Class Number
	Quantities	Values (\$)	Quantities	Values (\$)	
<u>GROUP 3</u>					
<u>FIBRES TEXTILES AND PRODUCTS</u>					
RAW COTTON	LB				
100 U KINGDOM			69572	17017	3001
215 INDIA			528350	141793	
304 ARGENTINA			103892	78492	
306 BELGIUM	12026	4955	518412	149099	
309 BRAZIL			141983	44276	
322 EGYPT			73546	41160	
352 MEXICO			48285072	19117312	
354 NETHRLNDS			287794	145906	
358 NICARAGUA			58684	23298	
363 PERU	72394	59031	339191	199822	
400 U STATES	26329025	11736402	178236242	68502391	
	26413445	11800388	228642738	88460566	
COTTON LINTERS N O P	LB				
304 ARGENTINA			113720	15205	3002
309 BRAZIL			50681	8731	
323 EL SALVD	4751	793	129901	12946	
352 MEXICO			1552589	153193	
363 PERU			10285	1421	
400 U STATES	857354	187385	15010216	1908852	
	862105	188178	16867392	2100348	
COTTON LINTERS FOR PAPER	LB				3003
BATTS BATTING WADDING COTTON	LB				
100 U KINGDOM			5311	2379	3004
400 U STATES	63971	39490	692918	363706	
	63971	39490	698229	366085	
CARDED SLIVER COTTON FIBRES	LB				
400 U STATES			89	17	3005
			89	17	
COTTON PULP FOR ART SILK YARN	LB				3006
COTTON THREAD N O P	LB				
100 U KINGDOM	2024	4054	23199	42647	3010
317 CZECHO S			1203	1975	
327 FRANCE			441	800	
347 JAPAN			804	1065	
400 U STATES	55159	102684	472939	844991	
	57183	106738	498586	891478	
COTTON YARNS SINGLES N O P	LB				
100 U KINGDOM			5795	10191	3011
400 U STATES	21377	26163	141876	144429	
	27172	36354	230153	266112	
YARNS SINGLER FOR KNIT GOODS	LB				
100 U KINGDOM	7814	13894	167410	182342	3012
400 U STATES	24508	24374	177968	174117	
	32422	38268	345378	356459	
COTTON YARNS N O P	LB				
100 U KINGDOM	2180	1296	41340	52109	3013
306 BELGIUM			220	154	
400 U STATES	88664	117499	989324	1234483	
	90844	118795	1030884	1286746	
CROCHET KNITTING COTTON N O P	LB				
100 U KINGDOM			2752	10816	3014
327 FRANCE	111	513	5542	26623	
400 U STATES	13223	28446	210684	415031	
	14034	28959	218978	452470	
CORDS AND TWINE COTTON N O P	LB				
100 U KINGDOM	4578	2714	156641	74277	3015
231 HONG KONG			1000	359	
400 U STATES	44941	50736	273403	331426	
	49519	53450	431044	406062	
SEWING COTTON THREAD DN SPOOLS	LB				
100 U KINGDOM			1110	2192	3016
327 FRANCE			578	1599	
400 U STATES	9460	17307	36222	72125	
	9460	17307	38610	76116	
COTTON YARNS TINSEL THREAD	LB				
100 U KINGDOM	246	484	426	816	3017
400 U STATES	6614	12162	54511	108857	
	6860	12646	54937	109673	
MERCERIZED YARNS 40 AND FINER	LB				
100 U KINGDOM	6149	11182	86379	164876	3018
400 U STATES			1159	2905	
	6149	11182	87538	167781	
COTTON YARNS HANKS FOR THREAD	LB				
100 U KINGDOM	89299	153666	675469	1084623	3019
344 ITALY			30000	46595	
400 U STATES	15122	20441	212698	323127	
	104421	174107	918167	1454345	
COTTON YARN 2 PLY 80 AND FINER	LB				
100 U KINGDOM	3841	7573	38887	97510	3020
400 U STATES			6271	11225	
	3841	7573	45158	108735	
COTTON YARN SINGLES FOR THREAD	LB				
100 U KINGDOM	68808	83337	962084	1151961	3021
	68808	83337	962084	1151961	
COTTON YARN TO BE MERCERIZED	LB				
100 U KINGDOM	55569	90666	578238	897847	3022
305 AUSTRIA	25232	22184	25232	22184	
400 U STATES	6144	9748	115923	141955	
	86945	122598	719393	1061986	

## IMPORTS INTO CANADA FOR CONSUMPTION

Articles and Countries from which Imported	MONTH OF DECEMBER 1950		TWELVE MONTHS ENDED DECEMBER 1950		Class Number
	Quantities	Values (\$)	Quantities	Values (\$)	
COTTON YARNS SINGLES 20 TO 40 100 U KINGDOM	LB 6386	6945	170542	173619	3023
	6386	6945	170542	173619	
COTTON FABRICS OVER 80 CTS LB 100 U KINGDOM	LB 128776	224057	1622413	2655559	3026
215 INDIA	16196	15878	68204	68320	
305 AUSTRIA			3503	20088	
306 BELGIUM	66013	73108	1552424	1591120	
317 CZECHO S	12502	19801	270602	453304	
318 DENMARK			795	3563	
327 FRANCE	3065	3396	17856	38484	
335 GERMANY	1258	2945	17380	25243	
344 ITALY	13258	28105	77321	199778	
347 JAPAN	660	929	36014	49963	
352 MEXICO			9634	14105	
354 NETHRLNDS	9729	14260	147187	219806	
366 PORTUGAL			4840	12070	
376 SWITZRLNO	564	4750	8633	50364	
400 U STATES	807606	1407561	8356205	14347730	
	1059627	1794790	12193011	19749497	
COTTON FABRICS 50 TO 80 CTS LB 100 U KINGDOM	LB 372	274	15413	10500	3027
215 INDIA	19658	10983	154920	98386	
306 BELGIUM			99569	74374	
335 GERMANY			101	80	
344 ITALY			3926	2913	
347 JAPAN			49543	32970	
400 U STATES	73668	53908	273728	188328	
	93698	65165	597200	407551	
COTTON FABRICS UNDER 50 CTS LB 100 U KINGDOM	LB 1391	534	6396	2179	3028
400 U STATES	4723	1566	55434	22344	
	6114	2100	61830	24523	
COTTON DENIMS 100 U KINGDOM	LB 46192	43345	2795	3570	3029
400 U STATES	46192	43345	232549	200344	
			235344	203914	
HANDKERCHIEF COTTON BLEACHED 100 U KINGDOM		6999		114773	3030
344 ITALY				5086	
376 SWITZRLNO				71	
400 U STATES		1191		12961	
		8190		132891	
COTTON FABRIC NOT BLEACHED NOP 100 U KINGDOM	LB 13693	16245	235543	269415	3031
215 INDIA	80935	31671	381381	180944	
305 AUSTRIA			2240	2626	
306 BELGIUM			69239	53037	
317 CZECHO S	5209	5294	28869	26512	
327 FRANCE			7059	5461	
335 GERMANY			39055	26956	
347 JAPAN	14196	9719	2872031	1833385	
352 MEXICO			23683	17081	
372 SPAIN			129229	100749	
400 U STATES	866213	788994	14337744	12320665	
	980246	851923	18126073	14836831	
CANTON FLANNELS NOT COLOURED 100 U KINGDOM	LB 20216	31249	179619	312450	3032
306 BELGIUM			12828	11429	
317 CZECHO S	17656	14903	36260	40071	
327 FRANCE			6000	5818	
335 GERMANY	65	127	3937	4455	
344 ITALY			430	1112	
347 JAPAN			4830	5633	
352 MEXICO			4264	2866	
354 NETHRLNDS			1331	1365	
376 SWITZRLNO			141	1110	
400 U STATES	102793	170231	1055025	1554292	
	140730	216510	1304665	1940601	
TOWELLING IN THE WEB 100 U KINGDOM	LB 1150	1381	5519	4345	3033
400 U STATES	1150	1381	19727	23307	
			25246	27652	
VOILES SCRIMS NOT COLOURED 100 U KINGDOM	LB 1493	2203	17511	39567	3034
354 NETHRLNDS			2174	3599	
376 SWITZRLNO	25	183	1695	8241	
400 U STATES	5281	10529	78878	145942	
	6799	12985	100258	197349	
COTTON FABRICS BLEACHED N O P 100 U KINGDOM	LB 6036	10674	74162	111938	3035
215 INDIA			5151	5698	
306 BELGIUM			595	949	
317 CZECHO S			4445	7482	
327 FRANCE			41	212	
335 GERMANY			11483	11254	
354 NETHRLNDS			323	568	
376 SWITZRLNO			584	1342	
400 U STATES	19388	36794	143638	237076	
	25424	47468	240422	376519	
COTTON CHESECLOTH AND GAUZE 100 U KINGDOM	LB 6988	8131	187642	197703	3036
400 U STATES	3557	6002	46743	64302	
	10545	14133	234385	262005	



Articles and Countries from which Imported	MONTH OF DECEMBER 1950		TWELVE MONTHS ENDED DECEMBER 1950		Class Number
	Quantities	Values (\$)	Quantities	Values (\$)	
POPLIN BLEACHED NOT COLOURED 100 U KINGDOM 317 CZECHO S 347 JAPAN 400 U STATES	LB 1798	3175	26212 2301 10257 17028	58254 3243 10944 23317	3037
	8441	18433	55798	95758	
COTTON FABRICS COUNT 100 100 U KINGDOM 376 SWITZRLND 400 U STATES	LB 27038	93542	314673 352 219	1135194 1601 519	3039
	27038	93542	315244	1137314	
COTTON FABRICS CUT PILE N O P 100 U KINGDOM 306 BELGIUM 317 CZECHO S 327 FRANCE 344 ITALY 347 JAPAN 354 NETHRLNDS 365 POLAND 400 U STATES	LB 691	1533	21317 4053 29888 10831 30303 61981 22019 1472	50199 5332 65881 19556 82042 94167 50116 2299	3040
	46183	92895	255756	546367	
	48767	99186	437620	915959	
COTTON FABRIC FDR TYPE RIBBON 100 U KINGDOM 344 ITALY 400 U STATES		16885		235661 3391	3041
		6437		51186	
		23322		290238	
COTTON FABRIC BILLIARD CLOTH 400 U STATES	LB		418	397	3042
			418	397	
SAILCLOTH EGYPTIAN COTTON 100 U KINGDOM 400 U STATES	LB 447	1041	7786 103	18298 493	3043
	447	1041	7889	18791	
FILTER CLOTH FOR MINING 100 U KINGDOM 400 U STATES	LB 464	651	3331 1914	4900 2245	3044
	464	651	5245	7145	
COTTON FABRIC KNITTED 100 U KINGDOM 400 U STATES	LB 24133	41090	189109 8452	300662 21722	3045
	24239	41352	197561	322384	
COTTON SHADOW CRETONNES 100 U KINGDOM 400 U STATES	LB 554	1012	6083 7645	12430 7848	3046
	2463	2657	13728	20278	
COTTON GABARDINES 100 U KINGDOM 306 BELGIUM 400 U STATES	LB 4442	11463	81170 7236 72434	189955 10460 116950	3047
	13728	27309	160840	317365	
COTTON FABRICS NO TO 99 COUNT 100 U KINGDOM 400 U STATES	LB 3055	15108	22104 2233	86021 2796	3048
	3055	15108	24337	88817	
COTTON FABRICS CUT WEFT PILE 100 U KINGDOM 306 BELGIUM 317 CZECHO S 327 FRANCE 335 GERMANY 344 ITALY 347 JAPAN 354 NETHRLNDS 400 U STATES	LB 42213	97319	707469 8425 73861 7468 5 14699 861773 62421	1728574 8720 158081 18128 14 39798 1191081 143291	3049
	88658	171884	533409	1103145	
	168782	324794	2269530	4390832	
COTTON FABRICS FOR BOOK COVERS 100 U KINGDOM 400 U STATES	LB 15522	14141	76491 59154	74664 62082	3050
	22381	20785	135645	136746	
LACE NOT COLOURED FOR CLOTHING 100 U KINGDOM 231 HONG KONG 234 AUSTRALIA 305 AUSTRIA 306 BELGIUM 313 CHINA 317 CZECHO S 327 FRANCE 335 GERMANY 376 SWITZRLND 400 U STATES		55058		741526 632 955 170683 1353 1144 43251 532892 5519 165672 328080	3051
		31374			
		3161			
		51083			
		11907			
		35661			
		188244		1991707	
LACE COLOURED FOR CLOTHING 100 U KINGDOM 305 AUSTRIA 306 BELGIUM 317 CZECHO S 327 FRANCE 335 GERMANY 376 SWITZRLND 400 U STATES	LB 3701	20102	44543 1632 50 2077 34604 1091 2560	277172 15191 413 11304 231858 3409 20321	3052
	44	489			
	375	1836			
	3390	19346			
	938	6225			
	1973	9178			
	10421	57176	100528	640467	
EMBROIDERIE COTTON N O P 100 U KINGDOM 215 INDIA	LB 224	552	2286	9009	3053
	498	3947	1228	9134	

## IMPORTS INTO CANADA FOR CONSUMPTION

Articles and Countries from which Imported	MONTH OF DECEMBER 1950		TWELVE MONTHS ENDED DECEMBER 1950		Class Number
	Quantities	Values (\$)	Quantities	Values (\$)	
305 AUSTRIA	518	2632	4695	31364	
306 BELGIUM			114	326	
327 FRANCE	144	1026	1554	9834	
335 GERMANY			265	1171	
354 NETHRLNDS			108	568	
367 AZORES			96	609	
376 SWITZRLND	714	5450	14410	117177	
400 U STATES	90	651	8541	31572	
	2188	14258	33297	210764	
LACE BOBBINET NETS COTTON NOP	LB				3054
100 U KINGDOM	2194	7898	53049	182949	
215 INDIA	405	3310	4330	35620	
231 HONG KONG	1197	6873	4373	19130	
305 AUSTRIA			832	5940	
306 BELGIUM	28	118	621	5512	
313 CHINA	2666	5208	4722	16259	
317 CZECHO S			38	440	
327 FRANCE	778	5786	6974	53267	
335 GERMANY	243	408	799	2585	
347 JAPAN	487	1122	2266	3342	
354 NETHRLNDS			554	2887	
376 SWITZRLND	69	712	5769	44351	
400 U STATES	1389	3682	12756	34253	
	9456	35117	97083	406535	
WHITE COTTON BOBBINET PLAIN	YD				3055
100 U KINGDOM	9014	4188	105251	50785	
	9014	4188	105251	50785	
GLOVES COTTON	DZ PR				3064
100 U KINGDOM	2807	19755	56656	401510	
231 HONG KONG	30	87	1080	2595	
232 MALTA			58	410	
306 BELGIUM			45	591	
313 CHINA	21	52	3949	12453	
317 CZECHO S	517	3609	24525	136238	
327 FRANCE	8	101	6892	46903	
335 GERMANY			1150	5821	
344 ITALY			8167	44832	
347 JAPAN	108	560	12530	27193	
354 NETHRLNDS			505	2652	
400 U STATES	126	913	1491	4735	
	3617	25077	117048	685933	
SOCKS AND STOCKINGS COTTON	DZ PR				3065
100 U KINGDOM	4757	20151	81429	322461	
327 FRANCE			163	1383	
400 U STATES	440	1417	15083	48608	
	5197	21568	96675	372452	
SHIRTS COTTON NOT KNITTED	LB				3066
100 U KINGDOM	1747	7021	14486	57557	
347 JAPAN			263197	112373	
400 U STATES	4325	14318	31515	82626	
	6072	21339	309198	252556	
UNDERWEAR COTTON KNITTED	LB				3067
100 U KINGDOM	9106	17822	213690	383620	
376 SWITZRLND			128	816	
400 U STATES	2371	4358	43363	85858	
	11477	22180	257181	470294	
COTTON CLOTHING N O P	LB				3068
100 U KINGDOM	2850	9270	59251	161237	
231 HONG KONG	42	278	44	302	
306 BELGIUM			466	917	
327 FRANCE	4	26	612	6292	
337 GUATEMALA			12	54	
340 HUNGARY			106	1600	
344 ITALY			12	68	
347 JAPAN			69998	40004	
352 MEXICO			344	1981	
354 NETHRLNDS			30	126	
364 PHIL			18	327	
367 AZORES	285	1188	12958	53971	
376 SWITZRLND	14	34	2309	19631	
384 P RICO			116	612	
400 U STATES	4789	18499	227700	242675	
	7984	29295	373976	529797	
DRESSES COTTON WOMEN CHILDREN	LB				3069
100 U KINGDOM	261	817	5895	31541	
327 FRANCE	102	1352	599	9274	
367 AZORES	211	1550	3775	28124	
375 SWEODEN			44	710	
376 SWITZRLND			70	655	
400 U STATES	3215	17193	38997	206079	
	3789	20912	49380	276383	
SMOCKS AND OVERALLS COTTON MEN	LB				3070
100 U KINGDOM			3635	4364	
335 GERMANY			35578	4344	
400 U STATES	135	148	4301	7139	
	135	148	43514	15847	
RAINCOATS WATERPROOFED COTTON	NO				3071
100 U KINGDOM	144	2103	10086	114473	
400 U STATES			1109	4095	
	144	2103	11195	118569	
BAGS COTTON	LB				3082
100 U KINGDOM			1904	1655	
400 U STATES	12497	8454	133487	108628	
	12497	8454	135391	110353	
BELTING OF COTTON					3083
100 U KINGDOM		4052		54359	

Articles and Countries from which Imported	MONTH OF DECEMBER 1950		TWELVE MONTHS ENDED DECEMBER 1950		Class Number
	Quantities	Values (\$)	Quantities	Values (\$)	
400 U STATES		15530		213710	
BLANKETS OF COTTON		19582		268069	
100 U KINGDOM	LB		28476	23130	3084
335 GERMANY		31461	157896	111826	
400 U STATES		2798	2841	19459	
TAPE AND WEBBING HOOK AND EYE		34259	25289	204831	154577
100 U KINGDOM	LB		428	901	3085
400 U STATES		186	592	1484	4771
BRAIDED WICK FOR CANDLES		186	592	1912	5672
100 U KINGDOM					4209
400 U STATES					25698
CURTAINS COTTON M O P		2984			29907
100 U KINGDOM	LB	623	1775	27736	54651
306 BELGIUM				186	341
327 FRANCE				235	809
376 SWITZRLMO				1399	7157
400 U STATES		1863	4327	18865	41301
TABLE AND TRAY CLOTHS COTTON		2486	6102	48421	104259
100 U KINGDOM	LB	13827	32835	238481	532223
215 INDIA		20	199	541	2207
231 HONG KONG		3815	7253	36534	83187
305 AUSTRIA				2979	17112
306 BELGIUM				6168	9871
313 CHINA		22801	35631	143986	270322
327 FRANCE		3	15	143	2178
344 ITALY				237	626
347 JAPAN		3630	3727	34777	42718
352 MEXICO		52	66	97	241
354 NETHRLNDS		264	1066	3832	9296
367 AZORES		464	3626	4501	28596
373 CANARY IS				120	381
376 SWITZRLMO		157	1944	8494	57794
400 U STATES		8221	12715	85983	151785
DUCK SEAMLESS COTTON FOR HOSE		53254	99077	566873	1208537
400 U STATES					14079
FRINGES AND TASSELS COTTON					254913
100 U KINGDOM	LB			8	31
317 CZECHO S				741	1451
400 U STATES		40	94	3056	6373
HANDKERCHIEFS COTTON		40	94	3805	7855
100 U KINGDOM	LB	8998	29953	229426	810732
231 HONG KONG		411	1141	11309	18482
305 AUSTRIA		16	123	120	1045
313 CHINA				250	768
317 CZECHO S		2335	4671	6030	16276
327 FRANCE				201	1713
344 ITALY				517	1989
347 JAPAN		7983	10522	148184	180459
367 AZORES				465	4883
376 SWITZRLND		693	8778	23117	298709
400 U STATES		504	1768	5617	22221
LADDER TAPES FOR BLINDS		20940	56956	425236	1357277
100 U KINGDOM					20987
400 U STATES					733
MANTLE STOCKING FOR GAS LIGHT					239295
400 U STATES					5925
QUILTS COUNTERPANEES COTTON					21720
100 U KINGDOM	LB	2165	2601	61061	82129
215 INDIA		75	124	290	636
231 HONG KONG				40	77
306 BELGIUM				48844	47937
313 CHINA				1329	2620
327 FRANCE				176	544
347 JAPAN				28227	25481
352 MEXICO				75	154
354 NETHRLNDS				6	11
367 AZORES				874	3338
376 SWITZRLND				64	621
400 U STATES		16236	22077	361555	449744
SHEETS COTTON		18476	24802	502541	613292
100 U KINGDOM	LB	1501	2832	15814	21793
306 BELGIUM				50	126
313 CHINA		196	238	743	1967
367 AZORES		22	161	2861	9562
400 U STATES		21702	36170	364363	471898
TOWELS COTTON		23421	39401	383831	505346
100 U KINGDOM	LB	1653	2409	57577	64698
231 HONG KONG				737	813
306 BELGIUM		224	647	249	694
313 CHINA		375	1243	445	1722
344 ITALY				126	488
347 JAPAN		1711	1149	151630	109839

## IMPORTS INTO CANADA FOR CONSUMPTION

Articles and Countries from which Imported	MONTH OF DECEMBER 1950		TWELVE MONTHS ENDED DECEMBER 1950		Class Number
	Quantities	Values (\$)	Quantities	Values (\$)	
367 AZORES	23	162	651	4913	
373 CANARY IS			346	1414	
400 U STATES	16124	21575	241896	311918	
	20110	27185	453657	496399	
COTTON MANUFACTURES N O P	LB				3097
100 U KINGDOM	8975	13105	119254	168881	
215 INDIA			73	157	
231 HONG KONG	129	253	431	1234	
306 BELGIUM	9976	2478	31311	28747	
313 CHINA	400	992	2138	4530	
318 DENMARK			248	401	
327 FRANCE	11	185	349	983	
335 GERMANY			166	1042	
344 ITALY			608	666	
347 JAPAN			10616	8440	
354 NETHRLNDS			99	228	
367 AZORES	92	366	1042	4977	
376 SWITZRLND			451	3472	
400 U STATES	11669	30361	211498	366226	
	31252	47740	378284	589984	
WASH CLOTHS BATH MATS COTTON	LB				3098
100 U KINGDOM	110	193	3575	5579	
317 CZECHO S			1663	2167	
347 JAPAN			46026	40970	
400 U STATES	2289	3809	23323	30767	
	2399	4002	74587	79483	
PILLOW CASES COTTON	LB				3100
100 U KINGDOM	5782	9177	69721	114074	
231 HONG KONG	12629	18022	42874	43263	
313 CHINA	34115	44023	169021	229844	
327 FRANCE			26	59	
347 JAPAN	688	795	23558	32329	
366 PORTUGAL			118	700	
367 AZORES	2672	7897	25768	87979	
373 CANARY IS			798	1549	
376 SWITZRLND			18	475	
400 U STATES	6278	10275	58973	88937	
	62164	90889	376775	592209	
FLAX FIBRE AND TOW	CWT				3111
306 BELGIUM	618	29146	3196	128026	
400 U STATES	3377	16476	3805	41642	
	3995	45622	7001	169668	
HEMP DRESSED OR UNDRESSED	CWT				3112
344 ITALY			546	16296	
388 YUGO SLAV			66	1048	
400 U STATES			1542	37589	
			2154	54933	
JUTE AND JUTE BUTTS	CWT				3113
100 U KINGDOM			220	2784	
215 INDIA			12469	210051	
216 PAKISTAN	7725	126189	56764	881032	
400 U STATES			5869	85770	
	7725	126189	75322	1179637	
OAKUM OF FLAX HEMP OR JUTE	CWT				3114
100 U KINGDOM	127	1862	863	12396	
354 NETHRLNDS			7421	57890	
400 U STATES	2018	39019	19312	336400	
	2145	40881	27596	406686	
BATTS WADDING VEGETABLE FIBRES	LB				3115
400 U STATES	546	224	4532	2475	
	546	224	4532	2475	
YARNS JUTE SINGLES N O P	LB				3121
100 U KINGDOM	11687	3022	281856	61475	
215 INDIA			475788	109862	
	11687	3022	757644	171337	
YARNS VEGETABLE FIBRE SINGLES	LB				3122
100 U KINGDOM	21863	10947	119129	44959	
327 FRANCE			721	1199	
344 ITALY	25063	8754	73263	27421	
400 U STATES	2489	1073	7777	4509	
	49415	20774	200890	78088	
YARNS CORDS TWINE OF JUTE NOP	LB				3123
100 U KINGDOM	3927	2378	245074	61396	
400 U STATES	1081	547	25421	7219	
	5008	2925	270495	68615	
YARNS CORDS TWINE VEG FIB NOP	LB				3124
100 U KINGDOM	17920	7852	487265	173978	
231 HONG KONG	1000	338	4540	1728	
306 BELGIUM			19181	4877	
344 ITALY	2000	1310	8181	4752	
352 MEXICO	119161	17752	367404	56363	
389 IRELAND			46929	10928	
400 U STATES	5567	4409	92317	50129	
	145648	31661	1025817	302755	
LINEN THREAD FOR SEWING	LB				3125
100 U KINGDOM	15389	24750	211172	352188	
400 U STATES	456	1058	3285	8175	
	15845	25808	214457	360363	
YARNS VEG FIBRE FOR WEAVING	LB				3126
100 U KINGDOM	52915	23120	538907	278894	
215 INDIA			446602	112576	
306 BELGIUM			95555	35178	
344 ITALY	8761	4424	13036	6828	
400 U STATES	3208	2132	44861	31602	
	64884	29676	1138961	465078	

IMPORTS INTO CANADA FOR CONSUMPTION

Articles and Countries from which Imported	MONTH OF DECEMBER 1950		TWELVE MONTHS ENDED DECEMBER 1950		Class Number
	Quantities	Values (\$)	Quantities	Values (\$)	
CANVAS TWINE OF FLAX FOR SAILS 100 U KINGDOM		408		1942	3131
		408		1942	
FABRICS CHIEFLY FLAX OR HEMP 100 U KINGDOM 306 BELGIUM 317 CZECHO S 318 DENMARK 344 ITALY 365 POLAND 400 U STATES	LB 44090 7173	74890 6886	615165 1044 20056 1588	992981 1926 18304 2972	3132
		1078 549 2090	6610 21648 9228	24898 16187 17300	
	53360	85493	675339	1074568	
FABRICS JUTE UNBLEACHED N O P 100 U KINGDOM 215 INDIA 306 BELGIUM 317 CZECHO S 335 GERMANY 344 ITALY 400 U STATES	YD 37076 6330000 144000	12073 763158 19139	1639111 90114525 6133000	412922 12507173 839483	3134
		4000 54000	427726 882000 220000	82297 146278 44203	
	284700	63056	3685422	637686	
	6853776	869019	103101784	14670042	
FABRICS OF JUTE N O P 100 U KINGDOM 400 U STATES	YD 8039 1579	2043 1164	144702 5763	38908 3579	3135
	9618	3207	150465	42487	
FABRIC JUTE 12INS WIDE OR LESS 215 INDIA 400 U STATES				57841 576	3136
				58417	
FAB VEG FIB 12INS WIDE OR LESS 100 U KINGDOM 317 CZECHO S 327 FRANCE 335 GERMANY 347 JAPAN 354 NETHRLNDS 400 U STATES		24223		271223 2510 2151 6810 3939 223	3137
		417		223	
		55045		354661	
		79685		641517	
FABRICS VEG FIBRE NOP CUT PILE 100 U KINGDOM 306 BELGIUM 327 FRANCE 400 U STATES	YD 18625	4066	146765 5415 157	48729 1908 340	3138
		898	17772	22863	
	19523	6578	170109	73840	
TOWELLING TABLE CLOTHS IN WEB 100 U KINGDOM 317 CZECHO S 347 JAPAN 365 POLAND 400 U STATES	LB 4695 3477	7383 2700	98214 38539 479	135146 33769 488	3139
		2514	77433 1124	62447 1432	
	10686	11846	215789	233282	
WOVEN DRESS LINENS 100 U KINGDOM	LB			65 313	3140
				65 313	
CLOTHING VEGETABLE FIBRES NOP 100 U KINGDOM 327 FRANCE 344 ITALY 367 AZORES 376 SWITZRLND 400 U STATES	LB 203 9	2299 165	6588 125 370	26932 3619 910	3162
			161 149	1242 2532	
	467	2943	4901	20032	
	679	5407	12294	55267	
BAGS OF HEMP LINEN JUTE SISAL 100 U KINGDOM 215 INDIA 309 BRAZIL 344 ITALY 400 U STATES		29093		19097 302794 643 893	3171
		43935		595054	
		73364		918481	
CARPETING RUGS HEMP JUTE SISAL 100 U KINGDOM 215 INDIA 306 BELGIUM 354 NETHRLNDS 400 U STATES		4792 237		72960 2143 704 331	3172
		10		3065	
		5039		79203	
QUILTS BATH MATS VEG FIBRE NOP 100 U KINGDOM 344 ITALY 347 JAPAN 400 U STATES	LB		340 29909	676 25936	3173
	1196	1208	117783 3175	92768 3932	
	1196	1208	151207	123312	
FIRE HOBE LINEN 100 U KINGDOM 400 U STATES		26 137		133159 36529	3174
		163		169688	
HANDKERCHIEFS FLAX OR HEMP 100 U KINGDOM 231 HONG KONG 313 CHINA 327 FRANCE 344 ITALY 367 AZORES 376 SWITZRLND 400 U STATES	LB 11637 1397 595 5	59501 17945 9472 447	144797 6793 6649 377	732285 83632 72927 3994	3175
			17 428	1740 6159	
	82	1749	4204	77467	
	30	698	259	3290	
	13746	89812	163524	981494	
SAILS FOR BOATS AND SHIPS 100 U KINGDOM		507		23253	3176

## IMPORTS INTO CANADA FOR CONSUMPTION

Articles and Countries from which Imported	MONTH OF DECEMBER 1950		TWELVE MONTHS ENDED DECEMBER 1950		Class Number
	Quantities	Values (\$)	Quantities	Values (\$)	
400 U STATES				1644	
TOWELS GLASS CLOTHS CRASH HUCK	LB	507		24897	
100 U KINGDOM	13383	19586	183763	278406	3177
231 HONG KONG	15	91	15	91	
317 CZECHO S	6627	6402	21218	20994	
347 JAPAN			608	2147	
365 POLAND			1444	1216	
367 AZORES			12	196	
389 IRELAND	700	863	700	863	
400 U STATES			889	1283	
	20725	26942	208649	305196	
SHEETS TABLECLOTHS TOWELS FLAX	LB				3178
100 U KINGDOM	19509	57813	368928	1004344	
231 HONG KONG	1570	9353	12565	80809	
306 BELGIUM	161	330	5639	13246	
313 CHINA	116	1072	4695	23139	
317 CZECHO S	2855	5157	30486	38606	
327 FRANCE			154	1570	
344 ITALY	567	945	2268	6672	
347 JAPAN	1162	1287	186840	159016	
354 NETHRLNDS			2067	2845	
365 POLAND			1578	1281	
367 AZORES	1340	8222	16615	116046	
373 CANARY IS			831	3094	
376 SWITZRLND			230	1748	
388 YUGO SLAV			300	1020	
400 U STATES	595	1851	5716	14105	
	27875	86030	638912	1467541	
JUTE MANUFACTURES N O P					3179
100 U KINGDOM		1940		12478	
400 U STATES		896		8560	
		2836		21038	
VEGETABLE FIBRE MFRS N O P	LB				3180
100 U KINGDOM	6952	11754	209788	337607	
215 INDIA	125	111	512	459	
216 PAKISTAN			761	2603	
231 HONG KONG	90	649	787	4921	
306 BELGIUM	412	583	4210	8341	
313 CHINA	188	1151	471	2956	
317 CZECHO S			640	811	
327 FRANCE	7	64	820	2331	
335 GERMANY			2671	1288	
344 ITALY	4778	5825	33960	47168	
347 JAPAN	10189	8148	579420	440784	
354 NETHRLNDS			7024	11385	
359 NORWAY			50	135	
366 PORTUGAL			2106	2825	
367 AZORES	77	297	1101	7251	
375 SWEDEN	250	1177	314	1254	
376 SWITZRLND			1099	8363	
400 U STATES	37390	37855	353208	507023	
	60458	67614	1198942	1387505	
RAW SILK AND COCOONS	LB				3201
347 JAPAN	4620	15683	17825	55826	
400 U STATES	13373	56019	119839	415491	
	17993	71702	137664	471317	
GARNETTED SILK WASTES	LB				3202
400 U STATES	500	438	2171	2030	
	500	438	2171	2030	
YARNS THROWN SILK IN THE GUM	LB				3211
400 U STATES			238	1407	
			238	1407	
YARNS SINGLER SPUN SILK N O P	LB				3212
400 U STATES			1654	5003	
			1654	5003	
THREADS CORDS TWIST SILK N O P					3213
100 U KINGDOM		234		4330	
347 JAPAN				437	
400 U STATES		1100		16526	
		1334		21293	
YARN SILK FOR KNITTING WEAVING	LB				3214
YARNS SILK METALLIC COVERED					3215
YARNS SILK N O P					3216
100 U KINGDOM		807		3135	
400 U STATES		338		2288	
		1145		5423	
BOLTING CLOTH NOT MADE UP					3221
100 U KINGDOM		177		1573	
347 JAPAN		1023		8704	
376 SWITZRLND		937		4001	
400 U STATES		6345		106090	
		8482		120368	
KNITTED FABRICS SILK	LB				3222
100 U KINGDOM			110	580	
			110	580	
FABRICS SILK 20 IN UNFINISHED	YD				3223
347 JAPAN	20160	5776	30240	7845	
	20160	5776	30240	7845	
FABRICS SILK N O P	YD				3224
100 U KINGDOM	787	2422	15059	39935	
215 INDIA	85	256	85	256	
231 HONG KONG	297	411	6073	5345	
313 CHINA			2468	2619	

Articles and Countries from which Imported	MONTH OF DECEMBER 1950		TWELVE MONTHS ENDED DECEMBER 1950		Class Number
	Quantities	Values (\$)	Quantities	Values (\$)	
327 FRANCE	174	367	24069	37933	
344 ITALY	2143	6485	22942	78223	
347 JAPAN	36932	25129	152063	103559	
376 SWITZRLND	1917	4482	27907	64174	
400 U STATES	22465	35074	188051	299649	
	64800	74626	438717	631693	
FABRICS SILK 26 INCHES OR LESS	YD				3225
100 U KINGDOM	147	550	4317	15380	
327 FRANCE	48	83	1131	1355	
344 ITALY			504	1769	
400 U STATES			48	149	
	195	633	6000	18653	
RIBBONS SILK UNDER 12 INCHES					3228
100 U KINGDOM				2967	
327 FRANCE				3702	
376 SWITZRLND				408	
400 U STATES		2696		15278	
		2696		22355	
FABRICS SILK FOR NECKWEAR					3229
100 U KINGDOM		9353		92875	
317 CZECHOS				1126	
327 FRANCE		1006		11563	
335 GERMANY				8966	
344 ITALY		1973		55040	
347 JAPAN		41899		757464	
376 SWITZRLND		4089		74110	
400 U STATES		239760		2290938	
		298080		3292082	
UMBRELLA COVERING FABRICS					3230
100 U KINGDOM				587	
317 CZECHOS				4757	
327 FRANCE		2336		21257	
344 ITALY		75		398	
354 NETHRLNDS				310	
376 SWITZRLND				46951	
400 U STATES		16017		167533	
		18428		241793	
FABRICS PILE SILK OR SYNTHETIC	YD				3232
100 U KINGDOM	9800	9157	170363	167152	
306 BELGIUM			89835	142887	
317 CZECHOS			126	199	
327 FRANCE	6926	10255	173541	215985	
335 GERMANY	959	1490	9923	25958	
344 ITALY	1701	1872	9289	12132	
400 U STATES	72266	149390	655271	1244184	
	91652	172164	1108348	1808497	
SOCKS AND STOCKINGS SILK	DZ PR				3244
100 U KINGDOM	6	113	314	5465	
327 FRANCE			2	34	
400 U STATES	296	4275	680	15504	
	302	4388	996	21003	
UNDERWEAR SILK KNITTED	LB				3245
100 U KINGDOM	8	191	124	2037	
400 U STATES			61	623	
	8	191	185	2660	
CLOTHING SILK M O P	OZ				3246
100 U KINGDOM	12829	17183	119300	172942	
231 HONG KONG	5438	2082	14595	7739	
306 BELGIUM			205	388	
313 CHINA			816	375	
327 FRANCE	138	459	8597	12167	
344 ITALY	2272	3080	35352	36096	
347 JAPAN	5640	4147	6879	5151	
376 SWITZRLND	416	534	10778	13525	
389 IRELAND			630	647	
400 U STATES	7971	8279	62944	56804	
	34704	35764	260096	305834	
DRESSES SILK WOMENS CHILDRENS	OZ				3247
100 U KINGDOM	29	191	6067	14770	
231 HONG KONG	212	191	2442	2144	
306 BELGIUM	51	380	51	380	
313 CHINA	676	582	676	582	
327 FRANCE	361	1489	5588	31480	
344 ITALY			7327	9480	
375 SWEDEN			4330	7445	
376 SWITZRLND	576	921	1548	3412	
400 U STATES	8402	12334	70838	108314	
	10307	16088	98867	178007	
CLOTHING SILK WOMENS CHILDRENS	OZ				3248
100 U KINGDOM	1148	2806	21542	44039	
215 INDIA	112	287	608	1093	
231 HONG KONG	15894	7188	73082	42603	
306 BELGIUM			1117	3110	
313 CHINA	1916	1922	53023	24317	
327 FRANCE	1394	1638	22086	42370	
344 ITALY	10551	14009	114629	161863	
347 JAPAN	18005	11026	144517	86978	
367 AZORES			308	313	
376 SWITZRLND			7869	11118	
400 U STATES	6464	7348	68973	75461	
	55484	46224	507754	493265	
HANDKERCHIEFS SILK	OZ				3251
100 U KINGDOM	240	559	2729	5364	
231 HONG KONG			914	704	
313 CHINA	90	95	90	95	

## IMPORTS INTO CANADA FOR CONSUMPTION

Articles and Countries from which Imported	MONTH OF DECEMBER 1950		TWELVE MONTHS ENDED DECEMBER 1950		Class Number
	Quantities	Values (\$)	Quantities	Values (\$)	
327 FRANCE			625	1469	
344 ITALY	211	244	1342	2730	
347 JAPAN	1568	1425	13072	8408	
376 SWITZRLND			113	275	
400 U STATES	74	117	258	368	
	2183	2440	19143	19413	
SILK MANUFACTURES N O P	02				3252
100 U KINGDOM	357	594	12436	11000	
231 HONG KONG	288	244	3046	1979	
313 CHINA	176	90	4944	1513	
327 FRANCE	194	264	1863	2096	
335 GERMANY			432	462	
344 ITALY			4785	3714	
347 JAPAN	5292	1013	33796	10371	
376 SWITZRLND			20	54	
389 IRELAND	140	134	140	134	
400 U STATES	835	1286	13690	10415	
	7282	3625	75152	41738	
WOOL IN THE GREASE	LB				3261
100 U KINGDOM	100150	127077	1061169	8416221	
207 UN 80 AFR	15815	6291	60108	60021	
215 INDIA			342951	208790	
216 PAKISTAN	80516	64413	145711	115809	
234 AUSTRALIA	343764	464730	3631644	3091018	
236 NEW ZEAL	113257	99007	6293010	3439718	
304 ARGENTINA			340651	323512	
354 NETHRLNDS			28309	26163	
379 TURKEY			219634	116374	
386 URUGUAY	142333	169294	642094	853837	
389 IRELAND			49876	31225	
400 U STATES	49567	59582	340455	251306	
	845402	990394	13155612	9359394	
WOOL WASHED OR SCoured	LB				3262
100 U KINGDOM	203935	315837	2749065	2455624	
207 UN 80 AFR	25005	17686	969482	576260	
215 INDIA	37162	30087	482281	337105	
216 PAKISTAN	17477	15102	621527	448695	
234 AUSTRALIA	574442	561115	9252034	7666881	
236 NEW ZEAL	312743	296318	3318253	2279210	
304 ARGENTINA	15687	24473	295898	276858	
306 BELGIUM			1228	2294	
366 PORTUGAL			72884	55350	
386 URUGUAY	10000	17615	237000	260996	
389 IRELAND	10010	13329	10010	13329	
400 U STATES	243442	405928	775287	945502	
	1449903	1697490	18784949	15318104	
WOOL PULLED OR SLIPED	LB				3263
100 U KINGDOM	170965	151454	555410	539160	
215 INDIA			23520	5853	
234 AUSTRALIA			88956	85437	
236 NEW ZEAL	248395	217728	1613227	1144545	
	419360	369182	2281113	1774995	
HAIR OF CAMEL ALPACA GOAT	LB				3264
100 U KINGDOM	2970	4375	106161	110165	
327 FRANCE			4404	29144	
363 PERU			3582	2843	
400 U STATES	7452	19111	102498	211135	
	10422	23486	216645	353287	
NOILS WOOL	LB				3265
100 U KINGDOM	14478	22595	303806	358860	
234 AUSTRALIA	3254	2406	64308	50083	
236 NEW ZEAL	800	702	24564	17515	
306 BELGIUM	4983	7100	38302	50282	
386 URUGUAY			5876	4742	
400 U STATES	4096	22633	100984	122653	
	27611	55436	537840	604135	
WORSTED TOPS	LB				3266
100 U KINGDOM	1190497	2735756	14767711	25465634	
231 HONG KONG			29497	50939	
234 AUSTRALIA	30112	55847	691009	1150226	
304 ARGENTINA			7556	13475	
309 BRAZIL			1188	1615	
386 URUGUAY	39126	72746	257251	403528	
400 U STATES	4896	7133	247517	488059	
	1264631	2871482	16001729	27573476	
GARNETTED WOOL WASTE	LB				3267
100 U KINGDOM	15175	13309	108007	118220	
234 AUSTRALIA			16905	10879	
306 BELGIUM			26085	28825	
400 U STATES	15094	21653	174087	164668	
	30269	34962	325084	322592	
YARNS WOOL N O P	LB				3271
100 U KINGDOM	18451	61659	222844	607860	
234 AUSTRALIA			198	436	
306 BELGIUM			5470	16210	
327 FRANCE	388	2453	35688	167515	
335 GERMANY	182	571	530	1546	
344 ITALY			82	316	
400 U STATES	1077	3364	9318	24454	
	20098	68047	274130	818337	
YARNS OR WARPS WOOL FOR MFRERS	LB				3272
100 U KINGDOM	55970	129639	1112503	2394004	
305 AUSTRIA			6556	17202	
306 BELGIUM	4210	13156	158612	388258	
317 CZECHO S			180214	413473	



Articles and Countries from which Imported	MONTH OF DECEMBER 1950		TWELVE MONTHS ENDED DECEMBER 1950		Class Number
	Quantities	Values (\$)	Quantities	Values (\$)	
327 FRANCE	6973	19832	192234	510513	
335 GERMANY			94975	225969	
344 ITALY	8220	17842	64021	137403	
400 U STATES	25083	46350	126015	315982	
	100456	226819	1935130	4402804	
YARNS DK WARPS HAIR FOR MFRERS	LB				3273
100 U KINGDOM	42771	47121	347114	363820	
327 FRANCE			200	2395	
400 U STATES			114253	79088	
	42771	47121	461567	445303	
YARN MOHAIR FOR PILE FABRICS	LB				3274
100 U KINGDOM	12405	20691	100464	150385	
400 U STATES			6082	21362	
	12405	20691	106546	171747	
YARNS WOOL FOR 6 OZ FABRICS	LB				3275
100 U KINGDOM			27770	48435	
			27770	48435	
WOOL FAB IN GRAY DVR 4 TO 6 OZ	LB				3281
100 U KINGDOM	2381	6060	142739	271131	
344 ITALY			24063	43846	
400 U STATES			14	20	
	2381	6060	166816	314997	
WOOL FAB IN GRAY 4 OZ OR LESS	LB				3282
100 U KINGDOM	13974	40898	341051	886132	
	13974	40898	341051	886132	
KNITTED FABRICS WODL N O P	LB				3283
100 U KINGDOM	293	777	44084	113167	
327 FRANCE			71	318	
400 U STATES	292	607	8645	21839	
	585	1384	52800	135324	
FLANNELS	LB				3284
100 U KINGDOM	23501	62296	270799	666721	
327 FRANCE			308	1411	
376 SWITZRLND	886	3280	1644	5928	
400 U STATES			233	1013	
	24387	65576	272984	675073	
FELT CLOTH N D P	LB				3285
100 U KINGDOM			8105	23939	
400 U STATES	37	89	3051	10074	
	37	89	11156	34013	
OVERCOATINGS	LB				3286
100 U KINGDOM	43590	100441	459740	1009149	
317 CZECHO S			405	1505	
327 FRANCE			274	1082	
354 NETHRLNDS			461	1206	
365 POLAND			2216	7636	
376 SWITZRLND			224	1460	
400 U STATES	90	169	1302	4120	
	43680	100610	464622	1026158	
TWEEDS	LB				3287
100 U KINGDOM	52813	111485	528443	1064685	
234 AUSTRALIA			332	436	
327 FRANCE			1066	5481	
400 U STATES			662	1167	
	52813	111485	530503	1071769	
WORSTEDS AND BERGES	LB				3288
100 U KINGDOM	534839	1902456	6754053	22029205	
215 INDIA	261	625	261	625	
231 HONG KONG			1285	3445	
234 AUSTRALIA	656	2466	41191	140484	
306 BELGIUM	2189	12181	40876	194733	
317 CZECHO S	622	3146	229788	880118	
327 FRANCE	5989	30776	79833	409049	
335 GERMANY			2550	9493	
344 ITALY	9032	41515	199783	775443	
354 NETHRLNDS	377	980	18943	59717	
360 ISRAEL			993	4057	
365 POLAND			15138	51228	
376 SWITZRLND	102	364	1848	12975	
400 U STATES	11070	29825	56592	179263	
	565137	2024334	7443134	24749835	
WOVEN FABRICS N O P WOOL	LB				3289
100 U KINGDOM	74812	156870	832289	1810524	
215 INDIA			60	177	
234 AUSTRALIA	153	789	1914	5415	
306 BELGIUM	614	3000	8484	26196	
317 CZECHO S			36297	135760	
327 FRANCE	504	3715	15594	88383	
335 GERMANY			42	127	
344 ITALY	53	108	2784	10665	
354 NETHRLNDS			2610	7364	
376 SWITZRLND			952	9823	
400 U STATES	4258	11250	54390	147312	
	80394	175732	955416	2241746	
LUSTRES ITALIAN LININGS	LB				3290
100 U KINGDOM	236	896	9443	21873	
400 U STATES			268	1061	
	236	896	9711	22934	
WOOL FAB 12 INS WIDE OR LESS				2927	3291
100 U KINGDDM				3257	
327 FRANCE				1245	
400 U STATES				7429	
WOOL FABRICS CUT PILE PLUBH	LB				3292
100 U KINGDOM	12387	25638	150392	279930	
306 BELGIUM			7002	10691	

## IMPORTS INTO CANADA FOR CONSUMPTION

Articles and Countries from which Imported	MONTH OF DECEMBER 1950		TWELVE MONTHS ENDED DECEMBER 1950		Class Number
	Quantities	Values (\$)	Quantities	Values (\$)	
327 FRANCE			457	2300	
335 GERMANY			136	374	
400 U STATES			39513	95321	
	2787	10463			
	15174	36101	197500	388616	
BILLIARD CLOTH OF WOOL FABRIC	LB				3293
100 U KINGDOM	5320	17000	39758	131563	
306 BELGIUM	2261	9397	6955	24011	
400 U STATES			17	97	
	7581	26397	46730	155671	
MELTON CLOTH FOR TENNIS BALLS	LB				3294
100 U KINGDOM			4213	8445	
			4213	8445	
SLIPPER CLOTH FOR FOOTWEAR	LB				3295
FILTER PRESS CLOTH OF WOOL	LB				3296
100 U KINGDOM	89	325	301	744	
400 U STATES			25	140	
	89	325	326	884	
CARPETS AXMINSTER IN ROLLS	SQ FT				3301
100 U KINGDOM	110434	53380	3078952	1427986	
306 BELGIUM			110238	54658	
317 CZECHOSLOVAKIA			21837	9660	
327 FRANCE			6399	2731	
400 U STATES			27791	13193	
	110434	53380	3245217	1508228	
CARPETS AXMINSTER SQUARES	SQ FT				3302
100 U KINGDOM	76179	30510	2430088	911805	
306 BELGIUM			5629	2433	
372 SPAIN			700	1655	
400 U STATES	1235	1667	9956	11994	
	77414	32177	2446373	927887	
CARPET BRUSSELS WILTON IN ROLL	SQ FT				3303
100 U KINGDOM	316794	195515	4218151	2428492	
306 BELGIUM	297478	166431	2825655	1515045	
317 CZECHOSLOVAKIA	742	538	72371	37313	
327 FRANCE	35174	14517	38243	15935	
335 GERMANY	2807	1613	31928	20766	
344 ITALY			14834	6541	
400 U STATES	761	1190	16554	12336	
	653756	379804	7217736	4036428	
CARPET BRUSSELS WILTON SQUARES	SQ FT				3304
100 U KINGDOM	29468	18241	574390	351701	
306 BELGIUM	45972	27635	356805	179905	
317 CZECHOSLOVAKIA			2798	1026	
344 ITALY			1039	941	
400 U STATES	474	725	9656	11596	
	75914	46601	944688	545169	
CARPETS INGRAIN IN ROLLS	SQ FT				3305
100 U KINGDOM			57443	21117	
306 BELGIUM	5491	4487	152678	80657	
317 CZECHOSLOVAKIA			2200	1027	
335 GERMANY			3880	2835	
344 ITALY			43972	21045	
400 U STATES	1620	516	21269	10238	
	7111	5003	281442	136919	
CARPETS INGRAIN SQUARES	SQ FT				3306
100 U KINGDOM	925	584	51645	18889	
215 INDIA	11740	2000	235396	39936	
306 BELGIUM	10552	5495	315826	119811	
313 CHINA			45029	15939	
317 CZECHOSLOVAKIA	748	730	14117	8210	
327 FRANCE			4626	2600	
344 ITALY	398	322	8279	3444	
400 U STATES			1614	1444	
	24363	9131	676532	210273	
CARPETS ORIENTAL	SQ FT				3307
100 U KINGDOM	5429	3209	41197	31478	
215 INDIA	70778	75775	1026476	1031652	
216 PAKISTAN			120	1340	
231 HONG KONG	138	371	42140	27241	
306 BELGIUM	465	153	8065	2978	
310 BULGARIA			1343	4021	
313 CHINA	14774	7482	117378	79536	
322 EGYPT			1206	461	
327 FRANCE			97	945	
328 FR AFRICA			2156	2814	
342 IRAN	2109	3235	52465	115986	
344 ITALY			710	583	
347 JAPAN			3288	1146	
375 SWEDEN	1794	5644	1794	5644	
377 SYRIA	983	2112	1739	3040	
379 TURKEY			526	624	
400 U STATES	367	441	10810	20220	
	96837	98422	1311510	1329709	
CARPETS TAPESTRY IN ROLLS	SQ FT				3308
100 U KINGDOM			19748	5677	
327 FRANCE			7624	4671	
344 ITALY			22124	10553	
400 U STATES			4843	1351	
			54339	22252	
CARPETS TAPESTRY SQUARES	SQ FT				3309
100 U KINGDOM			6435	3077	
327 FRANCE			243	1067	
400 U STATES			174	301	
			6852	4445	

Articles and Countries from which Imported	MONTH OF DECEMBER 1950		TWELVE MONTHS ENDED DECEMBER 1950		Class Number
	Quantities	Values (\$)	Quantities	Values (\$)	
MATS HEARTH RUGS AND RUNNERS	SQ FT				3310
100 U KINGDOM	3392	1345	322044	95387	
215 INDIA	9000	1425	87622	11691	
306 BELGIUM	1180	315	26567	7022	
344 ITALY	21353	11429	53749	26764	
400 U STATES	2270	1330	15935	7151	
	37195	15844	505917	148015	
SHAWLS WOOL	LB				3321
100 U KINGDOM			775	2886	
400 U STATES			12	94	
			787	2980	
SOCKS AND STOCKINGS WOOL	DZ PR				3322
100 U KINGDOM	12428	75375	375365	1829712	
234 AUSTRALIA	52	429	52	429	
306 BELGIUM			66	794	
327 FRANCE	56	581	56	581	
359 NORWAY			55	357	
376 SWITZRLND			32	356	
400 U STATES			721	6528	
	12536	76385	376417	1838757	
UNDERWEAR WOOL KNITTED	LB				3323
100 U KINGDOM	4164	16758	92519	301439	
234 AUSTRALIA	340	654	1937	4425	
376 SWITZRLND	58	562	1022	8271	
400 U STATES			1088	3001	
	4562	17974	96566	317136	
CLOTHING WOOL WOMENS CHILDRENS	LB				3324
100 U KINGDOM	5810	35179	140270	966779	
234 AUSTRALIA			45	268	
306 BELGIUM			83	1432	
327 FRANCE	122	1971	1926	57676	
344 ITALY	5	75	117	994	
352 MEXICO			18	92	
354 NETHRLNDS	165	1093	1864	10724	
375 SWEDEN			419	5822	
376 SWITZRLND			221	2104	
389 IRELAND	30	305	965	8835	
400 U STATES	1312	11908	25456	263200	
	7444	50531	171384	1317926	
CLOTHING N O P WOOL	LB				3325
100 U KINGDOM	1014	7235	20980	139403	
306 BELGIUM			66	303	
317 CZECHO S	286	1373	1336	6012	
327 FRANCE	217	1754	283	2415	
352 MEXICO			35	264	
354 NETHRLNDS			49	422	
376 SWITZRLND			793	11709	
389 IRELAND	3	29	52	633	
400 U STATES	558	2522	7465	32090	
	2078	12913	31059	193251	
CLOTHING WOOL MENS OUTERWEAR	LB				3326
100 U KINGDOM	6437	37618	183319	1070864	
327 FRANCE			278	1615	
335 GERMANY			5270	1072	
344 ITALY			64	1846	
352 MEXICO			89	424	
354 NETHRLNDS			64	280	
376 SWITZRLND			15	130	
400 U STATES	823	2829	45020	53579	
	7260	40447	234119	1129810	
RELTING OF CAMELS HAIR					3341
100 U KINGDOM				2981	
				2981	
BLANKETS N O P WOOL	LB				3342
100 U KINGDOM	32005	58632	558210	706445	
306 BELGIUM			509	1201	
354 NETHRLNDS	8	32	647	1059	
400 U STATES	1278	1128	5549	7569	
	33291	59792	564915	716274	
FELT PRESSED	LB				3343
100 U KINGDOM	2455	4086	36909	59562	
317 CZECHO S			894	1502	
344 ITALY			240	1953	
400 U STATES	8221	11606	51328	92149	
	10676	15692	89371	155166	
RUGS RAILWAY STEAMER AND AUTO	LB				3344
100 U KINGDOM	964	2386	36265	77482	
234 AUSTRALIA			15	62	
400 U STATES			2389	4194	
	964	2386	38669	81738	
WOOL MANUFACTURES N O P	LB				3345
100 U KINGDOM	636	1699	14096	42973	
231 HONG KONG			446	1140	
305 AUSTRIA			145	896	
306 BELGIUM			405	800	
313 CHINA			2166	7836	
317 CZECHO S			88	149	
327 FRANCE	6	117	29	520	
376 SWITZRLND			114	1937	
400 U STATES	3344	7659	40700	95541	
	3986	9475	58189	151792	
YARN SYNTHETIC ACETATE SINGLES	LB				3360
100 U KINGDOM	97185	76043	1187139	935312	
306 BELGIUM			2454	2213	
335 GERMANY			500	585	

## IMPORTS INTO CANADA FOR CONSUMPTION

Articles and Countries from which Imported	MONTH OF DECEMBER 1950		TWELVE MONTHS ENDED DECEMBER 1950		Class Number
	Quantities	Values (\$)	Quantities	Values (\$)	
344 ITALY			199	194	
400 U STATES	56575	61272	607636	607567	
YARNS SYNTHETIC SINGLES N O P	153760	137315	1797928	1545871	
100 U KINGDOM	LB 40413	34618	718967	527573	3361
306 BELGIUM			38293	37160	
327 FRANCE			3967	3148	
354 NETHRLNDS	49507	31722	376812	266818	
376 SWITZRLND	30662	17229	832782	520119	
400 U STATES	8918	8343	145513	171804	
YARNS THREADS SYNTHETIC N O P	129500	91912	2166334	1526622	
100 U KINGDOM	LB 19813	25379	251215	260814	3362
306 BELGIUM	1100	1132	1100	1132	
327 FRANCE	545	438	8303	13925	
344 ITALY	6000	7073	14074	15189	
347 JAPAN			600	511	
354 NETHRLNDS			64593	64010	
376 SWITZRLND			6903	8477	
400 U STATES	49650	63542	602082	689772	
YARN SYNTHETIC FOP PILE FABRIC	77108	97564	948870	1053830	
100 U KINGDOM	LB 10919	16576	90867	102003	3363
400 U STATES			191	175	
YARNS SYNTHETIC ACETATE TWIST	10919	16576	91058	102178	
100 U KINGDOM	LB		3561	3799	3364
400 U STATES	10276	17701	44210	90518	
STAPLE FIBRES SYNTHETIC	10276	17701	47771	94317	
100 U KINGDOM	LB 199000	83932	1078691	399703	3365
305 AUSTRIA	678842	186136	1021943	282498	
306 BELGIUM	9975	3611	9975	3611	
316 CUBA			199182	64928	
335 GERMANY	187001	71647	730325	242343	
344 ITALY	61928	19062	396736	153262	
354 NETHRLNDS			935700	286967	
359 NORWAY			277386	78851	
376 SWITZRLND	100	58	779957	224753	
400 U STATES	29257	17636	243761	136828	
TOPS OF SYNTHETIC FIBRES	1166103	382082	5673656	1873744	
100 U KINGDOM	LB 6487	3048	206016	80139	3366
335 GERMANY	2306	5996	17014	12276	
344 ITALY			20000	10134	
400 U STATES	40544	86313	144442	276018	
WASTE SHORT FIBRE SYNTHETIC	49337	95357	387472	378567	
100 U KINGDOM	LB 6729	1774	383695	87719	3367
305 AUSTRIA			25065	7236	
306 BELGIUM			49	29	
400 U STATES	149378	78121	940056	404689	
YARNS FROM POLYAMIDES NYLON	156107	79895	1348865	499673	
100 U KINGDOM	LB 46	102	613	1925	3368
400 U STATES	2548	19888	31064	154530	
YARN SYNTHETIC FOR TIRE FABRIC	2594	19990	31677	156455	
316 CUBA	LB 162263	102924	1862240	1124486	3369
400 U STATES	155755	99938	3069085	1868044	
KNITTED FABRIC SYNTHETIC FIBRE	318018	202862	4931325	2992530	
100 U KINGDDM	LB 97	706	106773	170083	3371
327 FRANCE	23	361	23	361	
400 U STATES	6198	21681	53108	163877	
FABRICS SYNTHETIC FIBRE N O P	6318	22748	159904	334321	
100 U KINGDOM	LB 46453	93759	831813	1596736	3372
215 INDIA			10	25	
306 BELGIUM	2152	2447	18221	27832	
327 FRANCE	301	1785	29202	147811	
335 GERMANY			5742	12572	
344 ITALY	4975	16150	22462	77262	
347 JAPAN			14925	19463	
354 NETHRLNDS	1041	2087	6429	12955	
376 SWITZRLND	296	1459	12621	54657	
400 U STATES	173715	448626	1563969	4375525	
RIBBONS OF SYNTHETIC FIBRES	228933	566313	2505394	6324908	
100 U KINGDOM		8061		79961	3373
317 CZECHO S		953		38189	
327 FRANCE		7155		95747	
344 ITALY				697	
347 JAPAN				5333	
354 NETHRLNDS		281		531	
376 SWITZRLND		4786		125594	
400 U STATES		43360		467849	
GLOVES OF SYNTHETIC FIBRES		64596		813901	
100 U KINGDDM	UZ PR 69	418	7690	42330	3380
317 CZECHO S			5080	22108	
327 FRANCE			901	7111	
347 JAPAN			17048	28496	
400 U STATES	35	583	427	6154	
	104	1001	31146	106199	

IMPORTS INTO CANADA FOR CONSUMPTION

Articles and Countries from which Imported	MONTH OF DECEMBER 1950		TWELVE MONTHS ENDED DECEMBER 1950		Class Number	
	Quantities	Values (\$)	Quantities	Values (\$)		
SOCKS STOCKINGS SYNTHETIC FIBRE	DZ PR				3382	
100 U KINGDOM	736	4721	16298	41880		
327 FRANCE	30	305	42	496		
400 U STATES	2142	19088	21849	174498		
	2908	24114	38189	216874		
CLOTHING OF SYNTH FIBRE N O P	OZ				3383	
100 U KINGDOM	6794	3178	698794	2146662		
231 HONG KONG	2108	955	7189	4430		
306 BELGIUM			371	186		
313 CHINA			128	105		
327 FRANCE	786	797	20079	14781		
344 ITALY	194	229	3287	2325		
347 JAPAN			80	138		
354 NETHRLNDS			304	220		
367 AZORES			188	268		
376 SWITZRLND	1156	683	11572	11530		
400 U STATES	125264	51516	1518702	520379		
	136302	57358	2260694	769024		
DRESSES SYNTH WOMENS CHILDRENS	OZ				3384	
100 U KINGDOM	2341	1039	64435	46916		
231 HONG KONG	622	245	622	245		
327 FRANCE	715	1065	19871	45447		
354 NETHRLNDS			160	105		
375 SWEDEN			2231	5767		
376 SWITZRLND	40	58	2707	4711		
400 U STATES	112051	85160	1295096	942096		
	115769	87567	1385122	1045287		
UNDERWEAR KNITTED SYNTHETIC	LB				3385	
100 U KINGDOM	7378	15270	161964	385493		
376 SWITZRLND			97	679		
400 U STATES	2537	6049	22881	64270		
	9915	21319	184942	450442		
CURTAINS OF SYNTHETIC FIBRE	OZ				3390	
100 U KINGDOM	84944	11173	1615026	215584		
400 U STATES	63789	11138	1705640	281699		
	148733	22311	3320666	497283		
HANDKERCHIEFS SYNTHETIC FIBRE	OZ				3391	
100 U KINGDOM			2203	1143		
231 HONG KONG	480	351	480	351		
327 FRANCE			1520	745		
347 JAPAN	168	22	168	22		
376 SWITZRLND			196	102		
400 U STATES			935	680		
	648	373	5502	3043		
SYNTHETIC FIBRE MANUFACTRS N O P	OZ				3392	
100 U KINGDOM	77352	8730	897744	131486		
231 HONG KONG	1120	418	4956	1468		
306 BELGIUM	1588	137	12516	1525		
317 CZECHO S			110	75		
327 FRANCE	1002	741	22263	11530		
344 ITALY	944	172	50041	6607		
347 JAPAN	64	21	2144	358		
354 NETHRLNDS	2112	189	24834	6177		
376 SWITZRLND	360	180	13957	5001		
400 U STATES	93919	23244	1572385	317304		
	178461	33832	2600950	481531		
SYNTH FIBRE FOR ELEC APPARATUS						3393
100 U KINGDOM		443		13311		
400 U STATES		222		19190		
		665		32501		
HAIR CLOTH					3401	
100 U KINGDOM		620		36319		
400 U STATES		93		2170		
		713		38489		
FILTER PRESS CLOTH OF HAIR					3402	
KAPOK	CWT				3411	
321 ECUADOR			251	11832		
355 INDONESIA			551	22540		
400 U STATES	132	5015	1901	78395		
	132	5015	2703	112767		
MANILA FIBRE	CWT				3412	
309 BRAZIL			881	28235		
315 C RICA			1200	31898		
355 INDONESIA			2257	56968		
364 PHIL	1784	49788	42288	1121380		
400 U STATES			13248	362381		
	1784	49788	59874	1600862		
SISAL ISTLE TAMPICO FIBRE	CWT				3413	
100 U KINGDOM			4243	67635		
203 B E AFR	3809	70715	61953	1063989		
306 BELGIUM	23	544	34	875		
309 BRAZIL	4927	65898	105975	1555178		
312 CHILE			149	6309		
316 CUBA			19604	250188		
338 HAITI	5654	95888	68654	1191021		
352 MEXICO	36448	440506	240201	2986976		
368 PORT AFR			5319	108502		
387 VENEZUELA			551	7095		
400 U STATES	772	15185	62388	997752		
	51633	688736	569071	8235520		
VEGETABLE FIBRE N O P	CWT				3414	
100 U KINGDOM			157	4422		
211 NIGERIA			23	296		
212 S LEONE			200	1853		
215 INDIA			420	3357		

Articles and Countries from which Imported	MONTH OF DECEMBER 1950		TWELVE MONTHS ENDED DECEMBER 1950		Class Number
	Quantities	Values (\$)	Quantities	Values (\$)	
331 HONG KONG			1	16	
304 ARGENTINA			10	101	
306 BELGIUM	68	1209	896	17189	
309 BRAZIL			1048	16170	
313 CHINA			127	4199	
352 MEXICO			14	438	
353 MOROCCO			1214	7361	
400 U STATES	2326	12346	21305	137108	
GRASSES SEAWEEED M	2394	13555	25415	192510	
088E8 BAGASSE					3421
100 U KINGDOM		3844		21636	
231 HONG KONG		452		4545	
306 BELGIUM				769	
327 FRANCE		342		646	
335 GERMANY		138		138	
344 ITALY		934		934	
347 JAPAN		501		7971	
352 MEXICO		1832		1832	
354 NETHRLNDS		180		414	
359 NORWAY				739	
400 U STATES		10034		306016	
		18257		345640	
BINDER TWINE	CWT				3422
100 U KINGDOM			10000	214999	
306 BELGIUM			660	13759	
352 MEXICO			10	137	
354 NETHRLNDS			510	9037	
400 U STATES			109	1824	
			11289	239756	
COIR AND COIR YARN	CWT				3423
100 U KINGDOM			1496	16711	
215 INDIA	806	13419	6144	69426	
221 B GUIANA			137	741	
400 U STATES			242	1908	
	806	13419	8019	88786	
MATS RUGS N O P OF COCOA FIBRE	SQ YD				3424
100 U KINGDOM			730	475	
215 INDIA	11872	7393	99713	62003	
354 NETHRLNDS			9880	10994	
400 U STATES			191	123	
	11872	7393	110514	73595	
STRAW OR PAPER CARPETING RUGS					3425
100 U KINGDOM		1964		11875	
224 JAMAICA				66	
231 HONG KONG		624		5011	
338 HAITI				1043	
344 ITALY				921	
347 JAPAN		268		32310	
400 U STATES		495		34316	
		3351		85542	
VEGETABLE FIBRES FOR BRUSHES	CWT				3428
215 INDIA	101	1629	465	6084	
306 BELGIUM			58	1153	
352 MEXICO	227	7768	1192	39932	
400 U STATES	132	3943	1004	38619	
	460	13340	2719	85788	
MATS CUT PILE OF COCOA FIBRE	SQ FT				3429
100 U KINGDOM			2600	737	
215 INDIA	86805	13577	630215	107621	
354 NETHRLNDS			3016	1591	
	86805	13577	135831	109949	
WASTE FOR FURTHER PREPARATION	CWT				3451
100 U KINGDOM	1159	42828	15160	327171	
215 INDIA	477	10045	10098	105271	
231 HONG KONG	201	2311	819	9750	
234 AUSTRALIA	103	9061	1156	60264	
236 NEW ZEAL			26	646	
304 ARGENTINA			6632	168367	
306 BELGIUM	182	1402	4128	45098	
309 BRAZIL	347	12701	1916	37705	
327 FRANCE			1042	14842	
335 GERMANY			2595	46427	
344 ITALY	196	911	1407	13960	
352 MEXICO			422	10463	
354 NETHRLNDS	221	1593	4932	51811	
363 PERU			653	15868	
375 SWEDEN			108	2667	
386 URUGUAY	99	3790	465	45113	
400 U STATES	24332	413151	332588	4401815	
	27317	497793	384147	5356638	
WASTE FOR WIPING BAGS N O P	CWT				3452
100 U KINGDOM	927	13727	5130	80799	
234 AUSTRALIA	16	396	41	1362	
236 NEW ZEAL			13	1034	
304 ARGENTINA			140	2526	
306 BELGIUM	464	6791	3562	36243	
316 CUBA			97	932	
318 DENMARK			581	2403	
322 EGYPT	1110	3307	2104	5894	
327 FRANCE	2625	12688	7131	26330	
335 GERMANY			1494	11386	
344 ITALY	3030	6672	23615	50440	
354 NETHRLNDS	1073	16392	4285	58025	
376 SWITZRLNO	115	1255	115	1255	
400 U STATES	45362	390616	453301	3653857	
	54722	451844	501609	3932486	

Articles and Countries from which Imported	MONTH OF DECEMBER 1950		TWELVE MONTHS ENDED DECEMBER 1950		Class Number
	Quantities	Values (\$)	Quantities	Values (\$)	
WARTF GARNETTED READY FOR USE 100 U KINGDOM 234 AUSTRALIA 335 GERMANY 400 U STATES	LB 3013 5320 74535 82868	5630 3192 14821 23643	116227 5320 44862 3324493 3490902	28618 3192 6931 425203 463244	3453
BATTS BATTING WADDING WOOL 100 U KINGDOM 400 U STATES	LB 500 500	224 224	500 2724 3224	224 802 1026	3454
FISH NETS NETTING COMMERCIAL 100 U KINGDOM 327 FRANCE 335 GERMANY 347 JAPAN 354 NETHRLNDS 400 U STATES		95814 2887 428 4265 12692 116086		1454297 2613 18941 148485 59538 338647 2022521	3460
FISHING LINES COMMERCIAL 100 U KINGDOM 306 BELGIUM 335 GERMANY 352 MEXICO 354 NETHRLNDS 400 U STATES	LB 44974 9572 54546	31127 7012 38139	568834 2783 1200 691 126303 150305 850116	421508 992 1446 126 42633 106082 572787	3461
CORDAGE OVER 1 IN CIRC N O P	LB				3462
CORDAGE MANILA OVER 1 IN CIRC 100 U KINGDOM 318 DENMARK 352 MEXICO 354 NETHRLNDS 359 NORWAY 375 SWEDEN 400 U STATES	LB 57846 2560 500 720 61626	18572 774 889 271 20506	1500539 15813 333323 2767 6931 500 14759 1874632	411112 4724 47246 837 2536 889 6468 473812	3463
CORDAGE COMMERCIAL FISH NET 100 U KINGDOM 306 BELGIUM 318 DENMARK 354 NETHRLNDS 400 U STATES	LB 32718 10000 87433 6145 136296	12761 3124 24695 2591 43171	1146767 37643 14340 605560 75104 1879414	301860 11932 4014 170325 33238 521369	3464
CORDAGE VEG FIB OVER 1 IN CIRC 100 U KINGDOM 359 NORWAY 400 U STATES	LB 4512 1906 6418	180 1943 2123	143177 1750 280162 135235	84398 348 47317 132063	3465
COTTON FABRIC RUBBERIZED 100 U KINGDOM 400 U STATES	LB 1851 50 1901	5684 117 5801	29469 14243 43712	24150 13502 37652	3472
COTTON WINDOW SHADE CLOTH 100 U KINGDOM 400 U STATES	LB 847 366 1213	857 1103 1960	12062 9261 21323	10451 13686 24137	3473
COTTON FABRICS COATED N O P 100 U KINGDOM 327 FRANCE 335 GERMANY 347 JAPAN 400 U STATES	LB 29082 75 68995 98152	19579 149 89024 108752	275957 618 320 20465 835226 1132586	319862 348 576 17613 1006013 1344412	3474
ARTISTS CANVAS COATED PREPARED 100 U KINGDOM 327 FRANCE 354 NETHRLNDS 400 U STATES		122 959 1081		1904 230 1039 9304 12477	3475
CANVAS FLAX FOR TENTS AWNINGS 100 U KINGDOM 400 U STATES	LB 2995 2995	2413 2413	23050 57 23107	15679 57 15736	3476
FABRICS JUTE COATED 100 U KINGDOM 400 U STATES		5735 5735		4249 41199 45448	3478
FABRICS VEG FIBRE COATED 100 U KINGDOM 335 GERMANY 347 JAPAN 400 U STATES	LB 951 550 6287 7788	884 624 8225 9733	22238 550 100 87585 110473	23490 624 255 103342 127711	3479
FABRICS FOR BRATTICE CLOTH 100 U KINGDOM 400 U STATES		3268 3268		87989 1215 82204	3480
FABRICS SILK COATED 100 U KINGDOM 400 U STATES		5351 5351		341 24796 25137	3481
FABRICS WOOL COATED 100 U KINGDOM 400 U STATES	LB 100 18555 18655	364 42741 43105	4928 188726 193654	8324 396159 404483	3483

## IMPORTS INTO CANADA FOR CONSUMPTION

Articles and Countries from which Imported	MONTH OF DECEMBER 1950		TWELVE MONTHS ENDED DECEMBER 1950		Class Number
	Quantities	Values (\$)	Quantities	Values (\$)	
FABRICS SYNTHETIC FIBRE COATED					
100 U KINGDOM				1069	3484
400 U STATES		45438		227094	
		45438		228163	
OILCLOTH FLOOR LINOLEUM	LB				3485
100 U KINGDOM	691912	115848	15084265	2401160	
400 U STATES	265642	39040	5141230	790412	
	957554	154888	20225495	3191572	
OILCLOTH CARRIAGE SHELF TABLE	LB				3486
100 U KINGDOM	12994	7210	213513	138383	
354 NETHRLNDS			13	11	
400 U STATES	25812	23407	363300	319639	
	38806	30617	576826	458033	
TYPEWRITER RIBBONS	LB				3487
100 U KINGDOM	164	422	2638	6298	
376 SWITZRLND			137	1867	
400 U STATES	72	745	1213	10111	
	236	1167	3988	18276	
FABRICS COTTON TO COVER RUBBER					3488
100 U KINGDOM		8244		87422	
400 U STATES		4456		83828	
		12700		171250	
CORD TIRE FABRICS SYNTH FIBRE	LB				3489
316 CUBA	79980	59090	399535	279875	
400 U STATES	4782	4253	1126133	846945	
	84762	63343	1525668	1126820	
LACE EMBROIDERIES BOBBINET NOP					3501
100 U KINGDOM		43981		589781	
215 INDIA				1159	
231 HONG KONG		157		1564	
305 AUSTRIA		687		10154	
306 BELGIUM				2745	
313 CHINA		863		17409	
327 FRANCE		52598		572828	
335 GERMANY		292		2121	
344 ITALY				138	
347 JAPAN				371	
354 NETHRLNDS				162	
367 AZDRES		201		11708	
376 SWITZRLND		446		20878	
400 U STATES		26221		262954	
		125446		1493972	
CORSETS GIRDLES BRASSIERES					3510
100 U KINGDOM		1940		33172	
327 FRANCE		424		1267	
400 U STATES		25342		432733	
		27706		467172	
BRACES OR SUSPENDERS AND PARTS					3511
100 U KINGDOM		3902		22571	
327 FRANCE		77		1234	
400 U STATES		15612		106140	
		19591		129945	
CHURCH VESTMENTS ANY MATERIAL					3512
100 U KINGDOM		2707		15118	
306 BELGIUM		93		958	
327 FRANCE		1218		20404	
344 ITALY				515	
400 U STATES		1216		14463	
		5234		51458	
GARMENTS KNITTED N O P	LB				3514
100 U KINGDOM	80284	383966	1073118	4638211	
234 AUSTRALIA	95	610	316	1300	
305 AUSTRIA	45	924	589	6476	
306 BELGIUM	22	66	1610	10943	
327 FRANCE	111	1470	920	8418	
344 ITALY	291	4591	2568	39066	
347 JAPAN			2876	8173	
359 NORWAY	28	312	1150	3113	
360 ISRAEL			789	5971	
376 SWITZRLND	83	1381	4350	34365	
400 U STATES	7703	31150	127985	421488	
	88662	424470	1216271	5177524	
GLOVES MITTS AND	DZ PR				3515
100 U KINGDOM	403	3052	12383	74798	
231 HONG KONG			500	1606	
317 CZECHO S	6	97	34	222	
327 FRANCE	15	175	501	3325	
344 ITALY	1274	11134	3046	24700	
347 JAPAN	500	1835	37455	118209	
359 NORWAY			61	773	
376 SWITZRLND			299	2184	
400 U STATES	77	852	1227	7970	
	2275	17145	55506	233787	
BERETS OF WOOL KNITTED FULLED	DOZ				3516
100 U KINGDOM	270	1569	3509	16807	
317 CZECHO S			130	561	
327 FRANCE	666	2380	2197	8738	
344 ITALY	98	1049	233	2173	
400 U STATES		4481	1111	13251	
	1385	9479	7180	41530	
CAPS BONNETS BERETS N O P	DOZ				3517
100 U KINGDOM	128	2190	9795	51485	
317 CZECHO S			35	771	
327 FRANCE	36	410	2151	10865	
344 ITALY	6	79	1814	30455	
347 JAPAN			975	835	



Articles and Countries from which Imported	MONTH OF DECEMBER 1950		TWELVE MONTHS ENDED DECEMBER 1950		Class Number
	Quantities	Values (\$)	Quantities	Values (\$)	
359 NORWAY			42	270	
367 AZORES			97	811	
376 SWITZRLND			383	6463	
400 U STATES	81	736	7597	38235	
HATS OF FUR FELT	251	3415	22889	140190	3518
100 U KINGDOM	80	4362	2511	117992	
306 BELGIUM			50	2194	
317 CZECHO S			135	4499	
327 FRANCE		134	371	20519	
340 HUNGARY			6	526	
344 ITALY			889	71603	
354 NETHRLNDS			10	728	
400 U STATES	113	6189	1093	76020	
HATS OF WOOL FELT	193	10685	5065	294081	3519
100 U KINGDOM			569	8621	
327 FRANCE			136	2592	
400 U STATES	36	842	1208	23730	
HATS N O P	36	842	1913	34943	3521
100 U KINGDOM	92	2051	669	19145	
231 HONG KONG	1	14	9	257	
327 FRANCE	6	901	518	34544	
344 ITALY	4	153	546	5414	
347 JAPAN			1	80	
352 MEXICO			16	60	
354 NETHRLNDS			11	914	
367 AZORES			130	798	
376 SWITZRLND			3	76	
384 P RICO			81	809	
400 U STATES	450	10138	6130	193298	
FIREMENS SAFETY HELMETS	553	13257	8114	255395	3522
100 U KINGDOM				903	
400 U STATES		23164		160846	
KNITTED GOODS N O P		23164		161749	3524
100 U KINGDOM	93	278	3999	10373	
400 U STATES	5077	10001	35747	70174	
UNDERWEAR N O P KNITTED	5170	10279	39746	80547	3525
CHEMILLE YARNS AND CORDS					3548
306 BELGIUM			181	234	
400 U STATES	58	53	1005	1836	
USED BAGS OF VEGETABLE FIBRE	58	53	1186	2070	3550
100 U KINGDOM				2460	
400 U STATES		1820		14010	
BELTING N O P		1820		16470	3551
100 U KINGDOM		1268		18226	
400 U STATES		9508		138718	
BLANKETS FOR PRINTING PRESSES		10776		156944	3552
100 U KINGDOM		1246		14204	
400 U STATES		26736		350422	
BRAIDS CORDS FRINGES		27982		364626	3553
100 U KINGDOM		433		19321	
306 BELGIUM				307	
317 CZECHO S				668	
327 FRANCE		1640		16082	
335 GERMANY		101		4411	
344 ITALY				563	
347 JAPAN				289	
354 NETHRLNDS				1977	
376 SWITZRLND		224		1512	
400 U STATES		9471		105158	
CARPETS N O P		11869		150288	3554
100 U KINGDOM	3340	3511	41335	15681	
306 BELGIUM	51709	10823	1351477	293005	
317 CZECHO S			2798	2128	
327 FRANCE			4762	1455	
344 ITALY	2745	843	188471	54056	
347 JAPAN			8166	1309	
352 MEXICO			1270	419	
354 NETHRLNDS			130	50	
372 SPAIN			1140	1556	
400 U STATES	47257	10875	82764	23417	
CRAPES BLACK MOURNING	105051	26052	1682313	393076	3556
CURTAINS N O P					3557
100 U KINGDOM		173		65182	
376 SWITZRLND				945	
400 U STATES				6947	
FELT ADHESIVE FOR VESSELS		173		73074	3558
100 U KINGDOM				3249	
HAT BRAIDS NOT OVER 6 INCHES				3249	3559
100 U KINGDOM				38	
313 CHINA		480		2652	
344 ITALY		143		23419	

## IMPORTS INTO CANADA FOR CONSUMPTION

Articles and Countries from which Imported	MONTH OF DECEMBER 1950		TWELVE MONTHS ENDED DECEMBER 1950		Class Number
	Quantities	Values (\$)	Quantities	Values (\$)	
347 JAPAN				745	
376 SWITZRLNO		31034		345294	
400 U STATES		12084		183226	
		43741		55374	
HAT SWEATS CAP PEAKS AND BANDS					3560
100 U KINGDOM				7424	
376 SWITZRLNO				101	
400 U STATES		51837		519268	
		51837		526793	
HOODS AND SHAPES OF FUR FELT	002				3561
100 U KINGDOM			126	1053	
317 CZECHO S			2296	49980	
327 FRANCE			353	7496	
344 ITALY	39	685	6142	101534	
400 U STATES	183	1664	657	11813	
	222	2349	9574	171876	
HOODS AND SHAPES OF WOOL FELT	002				3562
344 ITALY			10	102	
400 U STATES			475	3760	
			485	3862	
HOODS AND SHAPES KNITTED	002				3563
100 U KINGDOM			10	78	
224 JAMAICA			187	1663	
231 HONG KONG			1654	12749	
313 CHINA			6200	40568	
321 ECUADOR			2483	27944	
344 ITALY	3592	31994	25490	176131	
347 JAPAN	300	1318	6049	23971	
355 INDONESIA	1600	1495	56300	50666	
376 SWITZRLNO	27	349	411	5442	
400 U STATES	2546	24334	22760	204513	
	8065	59490	121544	543725	
HOODS AND SHAPES N O P	002				3564
100 U KINGDOM			147	1049	
327 FRANCE			22	1066	
344 ITALY			182	2304	
376 SWITZRLNO			18	235	
400 U STATES	100	786	5590	38607	
	100	786	5959	43261	
MATERIALS FOR HAT BRAIDS					3565
SURGICAL DRESSINGS					3566
100 U KINGDOM		17507		166038	
400 U STATES		37503		545370	
		55010		711408	
ELASTIC WEBBING FOR MFRS					3567
100 U KINGDOM		1676		16030	
400 U STATES		4329		116289	
		6005		132319	
ELASTIC WEBBING N O P					3568
100 U KINGDOM		556		18508	
400 U STATES		2374		58154	
		2930		76662	
WINDOW SHADES ON ROLLERS N O P					3569
400 U STATES		1626		7391	
		1626		7391	
CORDED RIBBONS FOR MENS HATS					3570
400 U STATES		25767		224679	
		25767		224679	
NONELASTIC FABRICS FOR GARTERS					3571
100 U KINGDOM				176	
400 U STATES		86		637	
		86		813	
FABRICS FOR CARD CLOTHING					3572
100 U KINGDOM		1294		10027	
400 U STATES		791		7547	
		2085		17574	
FIBRE OR TEXTILE PRODUCTS N O P					3573
100 U KINGDOM				167	
344 ITALY				217	
347 JAPAN				146	
400 U STATES		152		4717	
		152		5247	
BRAIDED CORD 1 IN CIRC OR LESS					3574
100 U KINGDOM				5439	
400 U STATES		1629		19684	
		1629		25123	

IMPORTS INTO CANADA FOR CONSUMPTION

Articles and Countries from which Imported	MONTH OF DECEMBER 1950		TWELVE MONTHS ENDED DECEMBER 1950		Class Number
	Quantities	Values (\$)	Quantities	Values (\$)	
<b>GROUP 4</b>					
<b>WOOD WOOD PRODUCTS AND PAPER</b>					
CANE REED OR RATTAN					4002
215 INDIA				2409	
231 HONG KONG		2165		10746	
335 GERMANY				1584	
354 NETHRLMDS				1274	
364 PHIL		1706		5661	
400 U STATES		1398		26893	
		5269		48567	
OSIERS WILLOWS AND BAMBOOB					4003
231 HONG KONG				112	
304 ARGENTINA				7751	
309 BRAZIL				5287	
347 JAPAN		180		824	
400 U STATES		1463		16774	
		1643		30749	
CORKWOOD UNMANUFACTURED					4011
366 PORTUGAL		9661		70826	
400 U STATES		2093		43049	
		11754		113875	
FENCE POSTS					4021
400 U STATES	NO				
	640	273	2156	882	
	640	273	2156	882	
HICKORY BILLETS					4022
400 U STATES		2231		117010	
		2231		117010	
POLES TELEGRAPH AND PILING					4024
234 AUSTRALIA	NO		16	1667	
400 U STATES	831	12907	40342	297343	
	831	12907	40358	299010	
RAILWAY TIES					4025
400 U STATES	NO				
	10818	22825	105251	282051	
	10818	22825	105251	282051	
LOGS ROUND UNMANUFACTURED NOP					4026
381 ALASKA	M FT		3651	63234	
400 U STATES	4094	297677	58799	2722928	
	4094	297677	62450	2786162	
HANDLE SHINGLE BOLTS FELLOES					4032
400 U STATES		10462		148927	
		10462		148927	
HUB LAST WAGON OAR GUN BLOCKS					4033
317 CZECHO S				1638	
372 SPAIN				166	
400 U STATES		26050		481343	
		26050		483147	
WOOD TEN PIN BLOCKS ROUGH					4034
400 U STATES				18372	
				18372	
TEAK AMARANTH TROPICAL WOODS					4041
100 U KINGDOM				469	
210 G COAST				7367	
219 BEL OTHER				1121	
221 B GUIANA				5572	
225 TRINIDAD				71	
234 AUSTRALIA		2067		29678	
309 BRAZIL		590		3738	
316 CUBA				186	
320 DOM REP				146	
321 ECUADOR		1473		11221	
327 FRANCE				10768	
337 GUATEMALA				8223	
364 PHIL				4896	
371 SIAM				9762	
387 VENEZUELA				59	
400 U STATES		20565		225179	
		24695		318456	
ASH WHITE					4042
400 U STATES	M FT				
	91	14411	925	120116	
	91	14411	925	120116	
CEDAR					4043
400 U STATES	M FT				
	191	38139	1794	273156	
	191	38139	1794	273156	
CHESTNUT					4044
400 U STATES	M FT				
			63	6190	
			63	6190	
FIR					4045
400 U STATES	M FT				
381 ALASKA			118	4365	
400 U STATES	174	19197	3569	387316	
	174	19197	3687	391681	
GUMWOOD					4046
400 U STATES	M FT				
234 AUSTRALIA			2	222	
400 U STATES	24	1990	278	40143	
	24	1990	280	40365	
HEMLOCK					4047
400 U STATES	M FT				
	53	3961	1494	78717	
	53	3961	1494	78717	
HICKORY					4048
400 U STATES	M FT				
	9	1725	226	38876	
	9	1725	226	38876	
MAHOGANY					4049
400 U STATES	M FT				
100 U KINGDOM			14	2300	
210 G COAST	12	2154	591	107092	
222 B HOND			741	140394	
234 AUSTRALIA	43	5776	58	7554	

## IMPORTS INTO CANADA FOR CONSUMPTION

Articles and Countries from which Imported	MONTH OF DECEMBER 1950		TWELVE MONTHS ENDED DECEMBER 1950		Class Number	
	Quantities	Values (\$)	Quantities	Values (\$)		
309 BRAZIL			60	16074		
327 FRANCE			58	14835		
328 FR AFRICA			6	2000		
337 GUATEMALA			26	5524		
339 HONDURAS			229	52356		
364 PHIL			1231	100858		
400 U STATES	87	19399	1436	394427		
OAK	M FT	142	27329	4450	843414	4050
347 JAPAN			174	29298		
400 U STATES	1707	258328	25683	3690471		
PINE SOUTHERN YELLOW OR PITCH	M FT	1707	258328	25857	3719769	4051
309 BRAZIL			327	38904		
400 U STATES	149	21286	5294	730343		
PINE WHITE OR OTHER N O P	M FT	348	45011	5621	769247	4052
400 U STATES	933	70409	10890	882907		
POPLAR	M FT	933	70409	10890	882907	4053
400 U STATES	173	28219	1139	181596		
REOWOOD	M FT	173	28219	1139	181596	4054
400 U STATES			407	79705		
WALNUT	M FT		407	79705	4055	
400 U STATES	136	25652	1673	362281		
LUMBER AND TIMBER HARDWOOD N O P	M FT	136	25652	1673	362281	4056
347 JAPAN			41	5824		
400 U STATES	308	44525	3032	395769		
LUMBER AND TIMBER N O P	M FT	335	48502	3073	401593	4057
381 ALASKA			8	315		
400 U STATES	32	1968	1742	110309		
HARDWOOD FLOORING	M FT	32	1968	1750	110624	4058
400 U STATES	326	55961	7001	1095645		
PINE PONDEROSA AND SUGAR	M FT	326	55961	7001	1095645	4059
400 U STATES	1779	227919	15844	1914878		
LATHS	M	1779	227919	15844	1914878	4071
PICKETS PLAIN	M					4072
PLYWOOD GLUED OR CEMENTED						4073
100 U KINGDOM				111		
211 NIGERIA		2832		5320		
309 BRAZIL				12963		
327 FRANCE				968		
335 GERMANY		7289		7289		
347 JAPAN				1628		
400 U STATES		3524		68892		
SHINGLES OF WOOD	SQ	13645		97171		
400 U STATES			1094	5276	4074	
VENEERS OF ROSEWOOD ETC			1094	5276	4075	
318 DENMARK				3554		
327 FRANCE				7453		
400 U STATES		18657		256158		
VENEERS OF WOOD N O P		18657		267165	4076	
100 U KINGDOM		290		648		
318 DENMARK				2762		
347 JAPAN		678		1999		
400 U STATES		55467		918764		
VENEERS OF WOOD TAPED JOINTED		56435		924173	4077	
400 U STATES		68		2270		
VENEERS AUSTRALIAN BLACKWOOD		68		2270	4078	
234 AUSTRALIA				16733		
400 U STATES		3651		22704		
PLYWOOD FACED WITH METAL		3651		39437	4079	
100 U KINGDOM		1496		1496		
400 U STATES		7714		21757		
BARK CRUDE FOR TANNERS USE	CWT	9210		23253	4081	
207 UN 80 AFR			11189	40297		
FIREWOOD	CORD		11189	40297	4082	
400 U STATES	46	161	641	3582		
PULPWOOD	CORD	46	161	641	3582	4083
400 U STATES			25085	491344		
SAWDUST OF WOOD OF ALL KINDS			25085	491344	4084	
400 U STATES		4875		44318		
BARRELS EMPTY SLACK	NO	4875		44318	4090	
BARRELS EMPTY TIGHT	NO				4091	
100 U KINGDOM			14	61		

Articles and Countries from which Imported	MONTH OF DECEMBER 1950		TWELVE MONTHS ENDED DECEMBER 1950		Class Number
	Quantities	Values (\$)	Quantities	Values (\$)	
400 U STATES	11941	33806	162396	459451	
STAVES HEADINGS PUPLAR ROUGH	11941	33806	162410	459512	
327 FRANCE				510	4093
STAVES OAK SAWN BPLIT OR CUT				510	
400 U STATES	M 82	24178	2480	830850	4094
STAVES ROUGH SAWN N O P	M 82	24178	2480	830850	4095
STAVES 5 EIGHTHS INCH OR OVER	M				4096
STAVES N O P	M				4097
400 U STATES	264	12370	1192	89144	
WOODEN PAILS AND TUBS	264	12370	1192	89144	4098
400 U STATES		215		5869	
HOOPS HEADS AND LINERS OF WOOD		215		5869	4099
400 U STATES		38244		324791	
CORK SLABS BOARDS TILES N O P		38244		324791	4101
100 U KINGDOM		409		1111	
354 NETHRLNDS				2280	
366 PORTUGAL		489		27278	
372 SPAIN				11386	
376 SWITZKLN				8232	
400 U STATES		861		4686	
CORKS THREE FDIRTHS IN OR LESS		1759		54993	4102
366 PORTUGAL	LB 603	721	6906	9392	
372 SPAIN	121	109	6989	7966	
400 U STATES	47	387	704	3625	
CORKS OVER THREE FOURTHS INCH	771	1217	14599	20983	4103
100 U KINGDOM	LB		257	200	
327 FRANCE			760	431	
366 PORTUGAL	6313	5956	69243	66584	
372 SPAIN	1506	1311	38098	42000	
400 U STATES	4343	5702	41774	49724	
CORK SLABS BOARDS FOR MFRS	12162	12969	150132	158939	4104
100 U KINGDOM		65		349	
353 MOROCCO				1512	
354 NETHRLNDS				6055	
366 PORTUGAL		40717		455732	
372 SPAIN		13146		598679	
400 U STATES		159151		1524496	
MANUFACTURES OF CORKWOOD N O P		213079		2586823	4105
100 U KINGDOM		7350		53006	
344 ITALY				1976	
366 PORTUGAL		702		34754	
372 SPAIN				14214	
400 U STATES		16829		243566	
BICYCLE RIM STRIPS OF MAPLE		24881		347516	4111
BILLETS OF WOOD FOR BATS					4112
400 U STATES		1054		52174	
GUN STOCKS OF WALNUT ROUGH		1054		52174	4113
400 U STATES		2655		62209	
WOOD HANDLES FOR AGRIC IMPL		2655		62209	4114
400 U STATES		10531		288393	
HANDLES OF WOOD N O P		10531		288393	4118
100 U KINGDOM		35		2628	
352 MEXICO				1034	
400 U STATES		25908		251675	
SHAFTS OR HEADS FOR GOLF CLUBS		25943		255337	4119
400 U STATES		2025		35842	
LASTS OF WOOD		2025		35842	4120
400 U STATES		3037		48174	
MEXILAN SADDLE TREES STIRRUPS		3037		48174	4121
400 U STATES		889		18827	
BPOKES HICKORY OAK ROUGH		889		18827	4122
400 U STATES				3285	
WALKING STICKS AND CANES				3285	4125
100 U KINGDOM		919		8880	
327 FRANCE		40		1261	
347 JAPAN				3008	
400 U STATES		256		3592	
SULPHITE PULP BL DISSOLVING		1215		16741	4130
400 U STATES	CWT 2613	28163	28084	274134	
SOGA PULP	2613	28163	28084	274136	4131
400 U STATES	CWT		542	3772	
			542	3772	

## IMPORTS INTO CANADA FOR CONSUMPTION

Articles and Countries from which Imported	MONTH OF DECEMBER 1950		TWELVE MONTHS ENDED DECEMBER 1950		Class Number
	Quantities	Values (\$)	Quantities	Values (\$)	
SULPHITE PULP UNBLEACHED 400 U STATES	CWT 42376	217648	518815	2339885	4132
	42376	217648	518815	2339885	
SULPHITE PULP BLEACHED N O P 400 U STATES	CWT 6197	38616	116824	716579	4133
	6197	38616	116824	716579	
SULPHATE OR KRAFT PULP 400 U STATES	CWT 4916	31098	43704	270363	4134
	4916	31098	43704	270363	
WOOD PULP MECHANICAL 359 NORWAY 400 U STATES	CWT		22044	76626	4135
			1650	10913	
			23694	87539	
PULP OF STRAW OR VEG FIBRE NOP 100 U KINGDOM 400 U STATES	CWT 157 8482 8639	3704 102782 106486	739 136078 136817	17591 1348250 1365841	4136
BOBBINS SHUTTLES AND SPOOLS 100 U KINGDOM 400 U STATES		398 20392 20790		6368 236052 242420	4141
CASKETS COFFINS AND METAL PTS 400 U STATES		12466 12466		188149 188149	4142
CHARCOAL MADE FROM WOOD 400 U STATES	TON 31 31	1665 1665	515 515	31988 31988	4143
CHURNS N O P WASHBOARDS 100 U KINGDOM 335 GERMANY 375 SWEDEN 400 U STATES		829		1541 54 1499 11975 15069	4144
CLOTHES PINN AND PARTS 317 CZECHO S 318 DENMARK 375 SWEDEN 400 U STATES	GROSS 500 6000 676 7176	192 2713 1284 4189	5430 23100 43072 76957	1644 7237 16293 6523 31697	4145
CRUTCHES OR STAFFS 400 U STATES		949		15660	4146
		949		15660	
CURTAIN STRETCHERS 400 U STATES		315		3355	4147
		315		3355	
DOORS WOOD 6 FT X 8 FT OR OVER 100 U KINGDOM 400 U STATES	NO 15 15	910 910	1 779 780	53 19945 19998	4148
EXCELSIOR OR WOOD WOOL					4149
FIBRE AND MANUFACTURES N O P 100 U KINGDOM 335 GERMANY 344 ITALY 375 SWEDEN 400 U STATES		780 22 95733 96535		9266 383 519 2406 932502 945076	4150
FURNITURE MAINLY OF WOOD 100 U KINGDOM 207 UN SO AFR 215 INDIA 223 BARBADOS 224 JAMAICA 227 BAHAMAS 231 HONG KONG 234 AUSTRALIA 306 BELGIUM 313 CHINA 317 CZECHO S 318 DENMARK 327 FRANCE 335 GERMANY 344 ITALY 347 JAPAN 354 NETHRLNDS 359 NORWAY 365 POLAND 375 SWEDEN 376 SWITZRLND 381 ALASKA 388 YUGO SLAV 400 U STATES		12103 520 1547 2192 2317 146 1519 83 268 558 2034 558 144145 171548		190419 10 694 286 100 468 12529 543 30115 155 27739 6484 38181 2776 53482 594 4487 708 5556 22395 2595 109 6765 1449281 1856471	4151
MATCHES OF WOOD 344 ITALY 375 SWEDEN 400 U STATES		227		688 9515 890 11093	4152
		227		11093	
MOULDINGS OF WOOD 317 CZECHO S 400 U STATES		1494		1064 37808 38872	4153
		1494		38872	
SKIS RACQUETS AND FRAMES BATS 100 U KINGDOM 215 INDIA 216 PAKISTAN				41564 2231 11069	4154

IMPORTS INTO CANADA FOR CONSUMPTION

Articles and Countries from which Imported	MONTH OF DECEMBER 1950		TWELVE MONTHS ENDED DECEMBER 1950		Class Number
	Quantities	Values (\$)	Quantities	Values (\$)	
234 AUSTRALIA				17443	
305 AUSTRIA				252	
306 BELGIUM		535		3838	
326 FINLAND				168	
327 FRANCE		604		2824	
335 GERMANY		193		4067	
347 JAPAN				1815	
354 NETHRLNOS				10	
357 NETH ANT				30	
359 NORWAY		6229		29005	
375 SWEDEN		2388		12772	
376 SWITZRLNO		413		8354	
400 U STATES		1769		23769	
WINDOW SASH OF WOOD		12131		159211	4155
400 U STATES		2662		37725	
WOOD BOXES CRATES AND SHOOKS		2662		37725	4156
100 U KINGDOM		49		853	
309 BRAZIL		629		629	
344 ITALY				158	
347 JAPAN				72	
400 U STATES		6785		170681	
MANUFACTURES OF WOOD		7463		172393	4157
100 U KINGDOM		7471		74325	
215 INDIA				837	
216 PAKISTAN				740	
231 HONG KONG		509		12714	
234 AUSTRALIA		468		627	
306 BELGIUM		88		17199	
313 CHINA		73		1150	
317 CZECHOS		104		5597	
327 FRANCE		864		24392	
335 GERMANY		2958		30036	
338 HAITI		428		758	
344 ITALY		857		21034	
347 JAPAN		829		19768	
352 MEXICO				11	
354 NETHRLNOS		246		4195	
359 NORWAY				4048	
365 POLAND		124		184	
372 SPAIN				16	
375 SWEDEN				4650	
376 SWITZRLNO				508	
400 U STATES		163694		1808797	
BOWLS TRAYS AND DISHES OF WOOD		178713		2031586	4158
100 U KINGDOM				44	
231 HONG KONG		92		244	
306 BELGIUM		108		1146	
327 FRANCE				2369	
335 GERMANY		94		4396	
338 HAITI				1129	
344 ITALY				996	
347 JAPAN				693	
375 SWEDEN		1262		1995	
400 U STATES		2410		13629	
CARD STOCK BRISTOL BOARD	LB	3966		26641	4161
100 U KINGDOM			15828	2000	
354 NETHRLNOS			6744	1117	
400 U STATES		40964	1069857	213444	
CHIPBOARD NEWS BOARD	LB	40964	1092429	216561	4162
400 U STATES		21793	3692	29337	
LEATHER BOARD LEATHEROID MFRS	LB	21793	3692	29337	4163
100 U KINGDOM		30994	4588	133567	
400 U STATES		5307	4298	107830	
MILLBOARD AND BINDERS BOARD	LB	36301	8886	241397	4164
400 U STATES		972984	77417	7735349	
PULPBOARD FOR MFR OF WALLBOARD	LB	972984	77417	7735349	4165
400 U STATES		1587173	90628	19641368	
PULPBOARD TO WRAP ROLLS PAPER	LB	1587173	90628	19641368	4166
400 U STATES		6979	335	87443	
STRAWBOARD	LB	6979	335	87443	4167
400 U STATES		326	93	6019	
TEST BOARD FOR CONTAINERS	LB	326	93	6019	4168
400 U STATES		1030	315	4192	
WALLBOARD BUILDING BOARD	LB	1030	315	4192	4169
100 U KINGDOM		434000	7103	4034205	
400 U STATES		2908014	121958	22725125	
PULPBOARD OTHER FIBREBOARD NOP	LB	3342014	129061	26759330	4170
100 U KINGDOM		13974	4237	67849	
400 U STATES		400000	54139	3571776	
ELECTRIC INSULATING PRESSBOARD	LB	413974	58376	3639625	4171
100 U KINGDOM		9050	2115	84877	
				19110	

## IMPORTS INTO CANADA FOR CONSUMPTION

Articles and Countries from which Imported	MONTH OF DECEMBER 1950		TWELVE MONTHS ENDED DECEMBER 1950		Class Number
	Quantities	Values (\$)	Quantities	Values (\$)	
344 ITALY 400 U STATES			2200	829	
FELTBOARD ROOF FELT NOT COATED	144940	37735	1205569	289483	4172
400 U STATES	153990	39850	1292646	309422	
PRESSBOARD N O P					
100 U KINGDOM	14747	1187	7863848	244072	4173
400 U STATES	14747	1187	7863848	244072	
SHOEBOARDS					
344 ITALY					
400 U STATES	2234	457	13417	2379	4174
	104630	31320	1061622	261946	
	106864	31777	1075039	264325	
PAPERBOARD FOR SHOEBOARDS					
400 U STATES					
ENAMELLED PAPER					
400 U STATES					
CARBON PAPER					
100 U KINGDOM					
400 U STATES					
ROTOGRAVURE PRINTING PAPER					
400 U STATES					
BOOK PAPER FOR PERIODICALS					
400 U STATES					
BOOK PRINTING LITHO PAPER NOP					
100 U KINGDOM					
400 U STATES					
BOOK PRINTING PAPER COATED NOP					
100 U KINGDOM					
400 U STATES					
COATED PAPERS FOR PERIODICALS					
400 U STATES					
COVER PAPERS NOT PASTED COATED					
100 U KINGDOM					
376 SWITZRLND					
400 U STATES					
COVER PAPERS PASTED COATED					
100 U KINGDOM					
327 FRANCE					
400 U STATES					
SURFACE COATED PAPER N O P					
100 U KINGDOM					
306 BELGIUM					
327 FRANCE					
400 U STATES					
NEWSPRINT PAPER					
WAXED PAPER IN PACKAGE FORM					
400 U STATES					
WAXED PAPER FOR WRAPPING N O P					
100 U KINGDOM					
400 U STATES					
GREASEPROOF AND GLASSINE PAPER					
100 U KINGDOM					
400 U STATES					
TISSUE WRAPPING PAPER					
100 U KINGDOM					
400 U STATES					
VEGETABLE PARCHMENT PAPER					
100 U KINGDOM					
306 BELGIUM					
400 U STATES					
WAXED PAPER N O P					
WRAPPING PAPER KRAFT					
400 U STATES					
WRAPPING PAPER OILED COATED					
375 SWEDEN					
400 U STATES					
WRAPPING PAPER ALL KINDS N O P					
100 U KINGDOM					
327 FRANCE					
375 SWEDEN					
400 U STATES					
DUPLEX BACKING PAPER					
400 U STATES					



IMPORTS INTO CANADA FOR CONSUMPTION

Articles and Countries from which Imported	MONTH OF DECEMBER 1950		TWELVE MONTHS ENDED DECEMBER 1950		Class Number
	Quantities	Values (\$)	Quantities	Values (\$)	
IMITATION PARCHMENT WRAPPING	LB				4199
WRAPPER SHEETS AND HEADS	LB				4200
400 U STATES	3772	205	62703	3467	
	3772	205	62703	3467	
BOND AND LEDGER PAPERS UN CUT	LB				4201
100 U KINGDOM	2992	744	34798	7601	
400 U STATES	24291	8203	556810	137436	
	27283	8947	591608	145037	
ENVELOPES	M				4202
100 U KINGDOM	39	206	880	3591	
327 FRANCE			57	540	
344 ITALY			38	307	
347 JAPAN			14	577	
400 U STATES	899	4134	5876	30730	
	938	4340	6865	35745	
ONION SKIN AND MANIFOLD PAPER	LB				4203
100 U KINGDOM			17518	3194	
335 GERMANY			12051	4546	
400 U STATES	19692	18246	205287	174577	
	19692	18246	214856	182317	
BOXED PAPER AND PAPETERIES	LB				4204
100 U KINGDOM	670	247	17923	10207	
305 AUSTRIA	931	473	2880	1411	
318 DENMARK			2635	1019	
327 FRANCE	449	252	8402	6091	
335 GERMANY			5443	1750	
376 SWITZERLAND			1130	804	
400 U STATES	33432	19951	123194	68882	
	35482	20923	161607	90164	
HAND MADE PAPER 40 C OR OVER	LB				4205
100 U KINGDOM	747	464	5124	3612	
344 ITALY	765	309	1215	553	
	1512	773	6339	4165	
WASTE PAPER	CWT				4209
100 U KINGDOM	28	123	28	123	
400 U STATES	127814	270401	946232	1554311	
	127842	270524	946260	1554434	
ELECTRIC CABLE INSULATING PAPER	LB				4210
100 U KINGDOM			33713	4207	
400 U STATES	207995	82660	1921099	808890	
	207995	82660	1954812	813097	
PHOTOGRAPHERS PAPERS					4211
100 U KINGDOM		8135		41566	
306 BELGIUM		2307		32146	
347 JAPAN				536	
400 U STATES		84254		1095311	
		94696		1169559	
BLOTTING PAPER NOT PRINTED	LB				4212
100 U KINGDOM			15385	3519	
400 U STATES	13958	4593	233973	71334	
	13958	4593	249358	74853	
CIGARETTE PAPER UNGUMMED	LB				4213
100 U KINGDOM			12076	3821	
400 U STATES	26864	14113	838919	463305	
	26864	14113	850995	467126	
CIGARETTE PAPER GUMMED ROLLS	LB				4214
CIGARETTE PAPERS IN PACKETS	M				4215
327 FRANCE	110	1479	4274	55632	
400 U STATES			60	791	
	110	1479	4334	56423	
CREPE PAPER DECORATIVE ROLLS	LB				4216
400 U STATES			28835	10260	
			28835	10260	
GUMMED PAPER	LB				4217
100 U KINGDOM	23581	4401	182627	33944	
400 U STATES	112883	43628	908874	408923	
	136464	48029	1091501	442867	
HANGINGS OR WALL PAPER	LB				4218
100 U KINGDOM	10534	3537	143417	28016	
327 FRANCE			273	155	
347 JAPAN			10	22	
375 SWEDEN			46	16	
400 U STATES	15193	7098	261879	98339	
	25727	10635	405624	126548	
PAPER FOR SHOT SHELLS GUN WAUS	LB				4219
100 U KINGDOM			689	584	
400 U STATES	48408	9985	295452	68326	
	48408	9985	296141	68910	
PAPIERMACHE WARE	LB				4220
100 U KINGDOM			1780	551	
347 JAPAN			1697	453	
400 U STATES	95	19	4685	1989	
	95	19	8162	2993	
PAPER FOR PLAYER PIANO ROLLS	LB				4221
PAPER DECALCOMANIA	LB				4222
100 U KINGDOM	1833	554	67853	17610	
400 U STATES	5214	1423	114159	46474	
	7047	1977	182012	64084	
PAPER MATRIX FOR PRINTING	LB				4223
400 U STATES	52377	20283	920727	313272	
	52377	20283	920727	313272	
PAPER MATTING FOR MFRS	LB				4224
400 U STATES	22706	10828	309013	137468	
	22706	10828	309013	137468	

## IMPORTS INTO CANADA FOR CONSUMPTION

Articles and Countries from which Imported	MONTH OF DECEMBER 1950		TWELVE MONTHS ENDED DECEMBER 1950		Class Number
	Quantities	Values (\$)	Quantities	Values (\$)	
PAPER PHOTO BARYTA COATED 100 U KINGDOM 400 U STATES	LB 120717	45401	170 1147548	355 468742	4225
	120717	45401	1147718	469097	
SHINGLES OF PAPER OR FELT 400 U STATES	LB 13000	478	16067	662	4226
	13000	478	16067	662	
ROOFING SHEATHING PAPER PREPRO 100 U KINGDOM 400 U STATES	LB 89818	6867	84490 2280305	5172 172911	4227
	89818	6867	2364795	178083	
TISSUE PAPER N O P 100 U KINGDOM 305 AUSTRIA 400 U STATES	LB 9150	1947	6602 10983 499541	3607 982 75833	4228
	9150	1947	517126	80422	
TOILET PAPER 400 U STATES	LB 37000	5586	403773	59305	4229
	37000	5586	403773	59305	
TOWELS AND NAPKINS PLAIN 400 U STATES	LB 1713	871	63498	44262	4230
	1713	871	63498	44262	
WAXED STENCIL PAPER 100 U KINGDOM 400 U STATES	LB 42517	29988	306534	231675	4231
	4315	6060	44582	72570	
	46832	36048	351116	304245	
ALL KINDS OF PAPER N O P 100 U KINGDOM 231 HONG KONG 313 CHINA 327 FRANCE 344 ITALY 354 NETHRLNDS 400 U STATES	LB 2837	489	115385 620 2461 739 2333 61370	26953 143 2521 303 880 11025	4232
	235742	78266	3513407	921423	
	264867	83590	3696315	963248	
TISSUE PAPER FOR STENCILS 400 U STATES	LB 100	159	37804	8400	4233
	100	159	37804	8400	
FACIAL TISSUES HANDKERCHIEFS 400 U STATES	LB 581460	90280	7860474	1232978	4234
	581460	90280	7860474	1232978	
PAPER NAPKINS N O P 100 U KINGDOM 318 DENMARK 375 SWEDEN 400 U STATES	LB 2754	1172	91322	37206	4235
	6598	1526	44032	21624	
	3292	1415	2500	1013	
	12644	4113	224130	79010	
CARRONIZING TISSUE PAPER 100 U KINGDOM 400 U STATES	LB 29115	16126	236566	137497	4236
	8255	2646	285408	71442	
	37370	18772	521974	208939	
CABLE INSULATING PAPER N O P 100 U KINGDOM 400 U STATES	LB 3941	1175	227286	32246	4237
	3941	1175	190798	44165	
			418084	76411	
CASH REGISTER PAPER 400 U STATES	LB 10388	2542	20560	4030	4238
	10388	2542	20560	4030	
FILTER PAPER 100 U KINGDOM 400 U STATES	LB 822	290	7803	2425	4239
	42739	54733	470376	498130	
	50561	55023	478179	500555	
TABULATING PAPER AND STOCK 400 U STATES	LB 732314	71594	4335254	456137	4240
	732314	71594	4335254	456137	
BAGS AND SACKS OF PAPER 100 U KINGDOM 400 U STATES	LB 1264	354	15981	3833	4241
	132026	20637	1441667	217916	
	133290	20991	1457648	221749	
PAPER PROTECTORS FOR PLANTS 400 U STATES				12813	4242
				12813	
CONTAINERS PAPERBOARD N O P 100 U KINGDOM 327 FRANCE 375 SWEDEN 376 SWITZRLND 400 U STATES	LB 155	48	6580 3433 1149 250	5128 3326 449 120	4243
	241299	72909	3549220	897260	
	241454	72957	3560632	906283	
MILK BOTTLE CAPS OF PAPER 400 U STATES		495		7960	4244
		495		7960	
PAPER TUBES AND CONES FOR YARN 100 U KINGDOM 400 U STATES	LB 16125	5207	31589	9367	4245
	16125	5207	171668	65581	
			203257	74948	
PAPER PATTERNS BOUT AND SHOE 400 U STATES		3346		37447	4246
		3346		37447	
POCKET SPUTUM CUPS AND REFILLS 400 U STATES		113		864	4247
		113		864	
TWINE YARN PAPER FOR FURNITURE 400 U STATES	LB 14336	4144	74639	18798	4248
	14336	4144	74639	18798	

Articles and Countries from which Imported	MONTH OF DECEMBER 1950		TWELVE MONTHS ENDED DECEMBER 1950		Class Number
	Quantities	Values (\$)	Quantities	Values (\$)	
WINDOW BLINDS OF PAPER 400 U STATES				1009	4251
MANUFACTURES OF PAPER N O P				1009	
100 U KINGDOM		12890		181261	4252
231 HONG KONG		416		5343	
305 AUSTRIA				423	
306 BELGIUM				2362	
317 CZECHO S				523	
318 DENMARK				32	
327 FRANCE		977		6463	
335 GERMANY		71		3668	
344 ITALY				4043	
347 JAPAN		197		19364	
354 NETHRLNDS				382	
375 SWEDEN		107		936	
376 SWITZRLND		33		492	
400 U STATES		250415		2942362	
		265106		3167654	
PAPER CORES	LB				4253
400 U STATES	137480	9355	1976024	118692	
	137480	9355	1976024	118692	
PAPER CUPS DISHES TABLEWARE					4254
100 U KINGDOM		34		1521	
400 U STATES		2853		18136	
		2887		19657	
PAPER DOILIES AND LACE PAPER	LB				4255
100 U KINGDOM	576	473	82522	45572	
318 DENMARK				357	
400 U STATES	22215	8962	314895	121334	
	22791	9435	397417	167263	
PAPER NOVELTIES FLOWERS GAMES					4256
100 U KINGDOM		2300		13337	
231 HONG KONG		214		800	
317 CZECHO S				2692	
318 DENMARK				9328	
327 FRANCE				26	
335 GERMANY		788		1697	
344 ITALY				1970	
347 JAPAN		192		41924	
352 MEXICO				1080	
400 U STATES		9099		38878	
		12593		111732	
PAPER PATTERNS N O P					4257
100 U KINGDOM		17		47	
400 U STATES		22420		313326	
		22437		313373	
SHIPPING CONTAINERS	LB				4258
400 U STATES	622884	58633	5946381	578160	
	622884	58633	5946381	578160	
TRAYS FOR PACKAGING APPLES	LB				4259
400 U STATES	3638	605	26436	4359	
	3638	605	26436	4359	
ARTISTS PROOF ETCHINGS					4261
100 U KINGDOM				58	
327 FRANCE		166		547	
400 U STATES		1170		3883	
		1336		4488	
ADMIRALTY CHARTS MANUSCRIPTS					4262
100 U KINGDOM		128		2883	
327 FRANCE				376	
400 U STATES		454		22155	
		582		25414	
BLUEPRINTS N O P AND HYDRO PLANS					4263
100 U KINGDOM		1580		21954	
327 FRANCE				681	
400 U STATES		429649		2136266	
		431229		2158901	
MUSIC FOR MECHANICAL PIANOS					4264
400 U STATES		850		5132	
		850		5132	
MUSIC PRINTED					4265
100 U KINGDOM		1524		20729	
306 BELGIUM				132	
327 FRANCE		1310		8090	
376 SWITZRLND				283	
400 U STATES		26261		346847	
		29095		376081	
NEWSPAPERS OR COMIC SECTIONS					4266
400 U STATES		16930		206029	
		16930		206029	
MAGAZINES NEWSPAPERS UNROUND					4267
100 U KINGDOM		10956		89185	
207 UN SO AFR				777	
234 AUSTRALIA				199	
306 BELGIUM				355	
327 FRANCE		117		8389	
347 JAPAN		100		100	
400 U STATES		1061789		14566858	
		1072962		14665863	
PHOTOGRAPHS NEWS ILLUSTRATION					4268
100 U KINGDOM				30	
400 U STATES		3573		62043	
		3573		62073	
PHOTOGRAPHS CHROMOS N O P					4269
100 U KINGDOM		3951		110028	
231 HONG KONG		125		1268	

## IMPORTS INTO CANADA FOR CONSUMPTION

Articles and Countries from which Imported	MONTH OF DECEMBER 1950		TWELVE MONTHS ENDED DECEMBER 1950		Class Number
	Quantities	Values (\$)	Quantities	Values (\$)	
234 AUSTRALIA				234	
306 BELGIUM				174	
313 CHINA		167		399	
317 CZECHOSLOVAKIA				477	
327 FRANCE		153		2811	
335 GERMANY				1278	
344 ITALY		176		582	
347 JAPAN				12	
352 MEXICO		85		663	
354 NETHERLANDS				5485	
359 NORWAY				55	
375 SWEDEN				831	
376 SWITZERLAND		82		3872	
400 U STATES		134873		1775550	
		139612		1903719	
TRANSFERS FOR CHINAWARE					4270
100 U KINGDOM		96		453	
400 U STATES		7886		60449	
		7982		60902	
PHOTOGRAPHS FOR REPRODUCTION					4271
100 U KINGDOM		100		432	
327 FRANCE				310	
400 U STATES		13778		112417	
		13878		113159	
PAPER FOR DUPLICATING MACHINES	LB				4290
400 U STATES	3312	1974	94232	79434	
	3312	1974	94232	79434	
ADVERTISING AND PRINTED MATTER	LB				4291
100 U KINGDOM	44814	32789	355655	347517	
231 HONG KONG			140	114	
234 AUSTRALIA	260	120	2977	2163	
306 BELGIUM	50	60	285	358	
317 CZECHOSLOVAKIA			540	431	
318 DENMARK			140	120	
327 FRANCE	1528	1479	28450	17338	
335 GERMANY	300	74	1877	1121	
344 ITALY			207	117	
354 NETHERLANDS	286	330	8719	6434	
359 NORWAY			496	347	
366 PORTUGAL			20	47	
375 SWEDEN			2931	2130	
376 SWITZERLAND	1506	1048	12543	12710	
400 U STATES	311904	293901	4566078	4115923	
	360648	329801	4981058	4506870	
BANK NOTES PRINTED MATTER NON-PAYABLE					4292
100 U KINGDOM		3112		56078	
231 HONG KONG		489		854	
234 AUSTRALIA				395	
236 NEW ZEALAND				76	
306 BELGIUM				1477	
327 FRANCE		20		736	
335 GERMANY				1178	
344 ITALY				349	
347 JAPAN				141	
354 NETHERLANDS				2105	
359 NORWAY				267	
375 SWEDEN				138	
376 SWITZERLAND				1729	
380 USSR				456	
381 ALASKA				330	
400 U STATES		110107		1218302	
		113728		1284611	
CARDS FOR PLAYING	PACK				4293
100 U KINGDOM	2272	1125	36137	13547	
231 HONG KONG			50	332	
347 JAPAN			900	273	
400 U STATES	30400	9639	819616	174834	
	32672	10764	856703	188986	
HAND MADE DRAWINGS OR DESIGNS					4294
100 U KINGDOM				405	
327 FRANCE		555		2932	
400 U STATES		9713		139444	
		10268		142781	
LABELS TAGS TICKETS					4295
100 U KINGDOM		926		13803	
207 UNION OF SOUTH AFRICA				208	
234 AUSTRALIA				130	
327 FRANCE				1090	
366 PORTUGAL				55	
376 SWITZERLAND				88	
386 URUGUAY				300	
400 U STATES		19923		237933	
		20849		253607	
PICTORIAL POST CARDS FOLDERS	LB				4296
100 U KINGDOM	433	539	16543	17331	
306 BELGIUM			86	159	
327 FRANCE			2581	3611	
344 ITALY			1377	3443	
352 MEXICO			55	239	
376 SWITZERLAND	23	76	477	1224	
400 U STATES	39962	43379	288093	890821	
	40418	43994	309212	316828	
BIBLES PRAYER BOOKS HYMN BOOKS					4301
100 U KINGDOM		23687		245638	
234 AUSTRALIA		15		146	
304 ARGENTINA				10	

IMPORTS INTO CANADA FOR CONSUMPTION

Articles and Countries from which Imported	MONTH OF DECEMBER 1950		TWELVE MONTHS ENDED DECEMBER 1950		Class Number
	Quantities	Values (\$)	Quantities	Values (\$)	
306 BELGIUM		28451		187880	
317 CZECHOS		339		2603	
326 FINLAND				93	
327 FRANCE		15221		170495	
335 GERMANY		1407		17067	
344 ITALY		3047		93995	
354 NETHRLNDS		63		2230	
360 ISRAEL				974	
376 SWITZRLND		705		6318	
389 IRELAND				203	
400 U STATES		132100		1555159	
		205035		2282811	
BLANK BOOKS RULED OR PLAIN					4302
100 U KINGDOM		719		5364	
231 HONG KONG				190	
335 GERMANY				898	
344 ITALY				52	
400 U STATES		2548		8120	
		3267		14624	
BOOKS OVER 12 YEARS OLD					4303
100 U KINGDOM		586		3133	
400 U STATES		7086		25841	
		7672		28974	
TEXT BOOKS FOR SCHOOLS COLLEGE					4305
100 U KINGDOM		22543		371163	
234 AUSTRALIA				833	
236 NEW ZEAL				416	
305 AUSTRIA				10	
306 BELGIUM		178		10176	
318 DENMARK				345	
327 FRANCE		2572		104808	
335 GERMANY		104		2163	
341 ICELAND				500	
344 ITALY		811		3530	
352 MEXICO				25	
354 NETHRLNDS		572		1426	
372 SPAIN				161	
376 SWITZRLND		14		9080	
400 U STATES		164486		3188885	
		191280		3693521	
BOOKS NOVELS FICTION					4306
100 U KINGDOM		11		24546	
327 FRANCE				761	
376 SWITZRLND				1731	
400 U STATES		19702		576254	
		19713		603292	
BOOKS SCIENCE FOR LIBRARIES					4307
100 U KINGDOM		2552		89450	
207 UN SO AFR				43	
234 AUSTRALIA				2881	
236 NEW ZEAL		722		2004	
306 BELGIUM		30		1610	
326 FINLAND				13	
327 FRANCE		2019		22278	
335 GERMANY		12		500	
344 ITALY				1247	
352 MEXICO				138	
354 NETHRLNDS		15		521	
375 SWEDEN				279	
376 SWITZRLND		878		3959	
400 U STATES		153632		2143551	
		159860		2268474	
BOOKS GOVERNMENT ASSOCIATION					4308
100 U KINGDOM		1019		32431	
220 BERMUDA				1210	
221 B GUIANA				1778	
228 LEEW WIND				330	
234 AUSTRALIA		175		880	
327 FRANCE				8905	
354 NETHRLNDS				222	
400 U STATES		2406		48337	
		3600		93493	
FREIGHT RATES FOR RAILWAYS					4309
100 U KINGDOM		95		736	
234 AUSTRALIA				973	
327 FRANCE		38		38	
400 U STATES		772		20416	
		905		22163	
BOOKS PRINTED PERIODICALS NON					4310
100 U KINGDOM		60605		640680	
231 HONG KONG		41		369	
234 AUSTRALIA		187		1098	
306 BELGIUM		19		353	
327 FRANCE				2906	
354 NETHRLNDS				454	
375 SWEDEN		450		493	
376 SWITZRLND				5046	
380 USSR				1826	
381 ALASKA				862	
389 IRELAND				16	
400 U STATES		405982		5652481	
		467284		6306584	
BOOKS FOREIGN LANGUAGE					4311
100 U KINGDOM		14		2093	
231 HONG KONG		209		687	

## IMPORTS INTO CANADA FOR CONSUMPTION

Articles and Countries from which Imported	MONTH OF DECEMBER 1950		TWELVE MONTHS ENDED DECEMBER 1950		Class Number
	Quantities	Values (\$)	Quantities	Values (\$)	
304 ARGENTINA				39	
306 BELGIUM		3154		31071	
309 BRAZIL				152	
317 CZECHOS				129	
326 FINLAND		184		616	
327 FRANCE		37587		476711	
335 GERMANY		168		1376	
340 HUNGARY				1283	
344 ITALY				2981	
352 MEXICO				138	
354 NETHRLNDS				132	
359 NORWAY		67		98	
360 ISRAEL				44	
372 SPAIN		10		10	
375 SWEDEN		724		4598	
376 SWITZRLND		180		5561	
380 USSR		130		2209	
400 U STATES		14547		290668	
		56974		820596	

Articles and Countries from which Imported	MONTH OF DECEMBER 1950		TWELVE MONTHS ENDED DECEMBER 1950		Class Number
	Quantities	Values (\$)	Quantities	Values (\$)	
<b>GROUP 5</b>					
<b>IRON AND ITS PRODUCTS</b>					
IRON ORE	100 U KINGDOM	TON	11	643	5001
	309 BRAZIL		84643	729991	
	375 SWEDEEN	10244	10244	99776	
	400 U STATES	88471	442960	2975659	15971317
		98715	542736	3070557	16601727
FERRO TUNGSTEN	100 U KINGDOM	CWT	229	20545	5010
	347 JAPAN	536	75860	992	111847
	400 U STATES	609	88054	926	150574
		1145	163914	2147	282966
PIG IRON FOR AGRIC IMPLEMENTS	335 GERMANY	TON	1102	41612	5011
	400 U STATES		1841	94867	
			2943	136479	
PIG IRON N O P	100 U KINGDOM	TON	6002	222046	5012
	207 UN SO AFR	56	112	3515	
	327 FRANCE		352	13544	
	335 GERMANY		11032	359544	
	354 NETHRLNOS		50	2011	
	375 SWEDEN		168	9641	
	400 U STATES		8969	369607	
		56	2099	26685	979908
FERRO MANG UNDER	1 PC SILICON	CWT			5013
	100 U KINGDOM	493	8603	775	11689
	359 NORWAY			5849	83922
	400 U STATES	50	589	13721	66855
		543	9192	20345	162466
SILICO MANG OVER	1 PC SILICON	CWT			5014
	400 U STATES			1630	14128
				1630	14128
FERRO SILICON	359 NORWAY	CWT	48952	281915	5015
	400 U STATES	84	3132	5762	64424
		84	3132	54714	346339
ALLOYS N D P FOR MFR OF STEEL	100 U KINGDOM	CWT	677	21417	5018
	347 JAPAN	1279	18551	3136	78120
	375 SWEDEN			915	16325
	388 YUGO SLAV			1126	20167
	400 U STATES	639	24378	10006	410676
		1918	42929	15860	546705
BILLETS BESSEMER FOR TUBES		TON			5019
INGOTS COGGED BLOOMS	100 U KINGDOM	TON	12	2487	5020
	400 U STATES	1025	87814	4119	373382
		1025	87814	4131	375869
INGOTS NOT LESS THAN 3 CTS LB	306 BELGIUM	TON	112	6500	5021
	400 U STATES	2327	282304	15390	1320899
		2327	282304	15502	1327399
INGOTS FOR FORGING	8 INGOTS N O P	TON			5022
	400 U STATES	1929	182679	6036	553771
		1929	182679	6036	553771
SPONGE IRON	400 U STATES	TON			5024
				10	2472
				10	2472
CAST SCRAP	100 U KINGDOM	TON	3	47	5031
	220 BERMUDA		518	19857	
	327 FRANCE		8201	215518	
	334 ST PIERRE		55	1099	
	335 GERMANY		23795	628441	
	384 P RICO		2916	65301	
	400 U STATES	378	11304	27793	776378
		378	11304	63281	1706641
WROUGHT SCRAP	100 U KINGDOM	TON	1	41	5032
	225 TRINIDAD		2217	60257	
	306 BELGIUM	3886	114518	18399	700442
	327 FRANCE	9400	460351	23260	934099
	328 FR AFRICA			15498	393067
	334 ST PIERRE			103	1282
	357 NETH ANT			5863	107782
	375 SWEDEN	80	2000	116	5197
	384 P RICO			450	8495
	400 U STATES	3931	109995	57998	1460954
		17297	686864	123905	3671616
TIN PLATE SCRAP	400 U STATES	TON	78	1683	5033
		78	1683	877	19757
AXLES FOR RAILWAY VEHICLES	400 U STATES			877	19757
				4046	85874
				4046	85874
AXLES FOR VEHICLES N O P	100 U KINGDOM				40
	400 U STATES				109746
					3835
					109786

## IMPORTS INTO CANADA FOR CONSUMPTION

Articles and Countries from which Imported	MONTH OF DECEMBER 1950		TWELVE MONTHS ENDED DECEMBER 1950		Class Number
	Quantities	Values (\$)	Quantities	Values (\$)	
AXLES N O P					5043
100 U KINGDOM				257	
400 U STATES		2442		83439	
		2442		83696	
CASTINGS FOR AGRIC IMPLEMENTS					5044
375 SWEDEN				530	
400 U STATES		59664		927075	
		59664		927605	
INGOT MOULDS FOR STEEL					5045
100 U KINGDOM				29740	
400 U STATES		99844		1577578	
		99844		1607318	
MOULDS N O P					5046
400 U STATES		1549		130389	
		1549		130389	
CASTINGS MALLEABLE N O P	CWT				5047
100 U KINGDOM	1	60	28	582	
400 U STATES	5943	113460	43295	792536	
	5944	113520	43323	793118	
CASTINGS NON MALLEABLE N O P	CWT				5048
100 U KINGDOM	16	293	172	3526	
400 U STATES	1358	15787	36034	329637	
	1374	16080	36206	333163	
CASTINGS OF STEEL N O P	CWT				5049
100 U KINGDOM	13	143	30	350	
359 NORWAY			2085	22973	
400 U STATES	2442	32987	15731	315538	
	2455	33130	17846	338861	
FORGINGS N O P					5050
100 U KINGDOM		27432		155553	
400 U STATES		80684		582219	
		108116		737772	
FORGINGS HOLLOW AND 20 TONS					5051
100 U KINGDOM		13129		397244	
400 U STATES		2875		100211	
		16004		497455	
PISTON RING CASTINGS ROUGH					5052
400 U STATES		6468		105654	
		6468		105654	
CASTINGS FOR RAILWAY VEHICLES					5054
400 U STATES		16134		931164	
		16134		931164	
TIRES STEEL ROUGH RAILWAY	CWT				5055
100 U KINGDOM	22560	161302	144490	1043861	
400 U STATES	151	1121	9819	65938	
	22711	162423	154309	1109799	
FORGINGS FOR BURGICAL INSTR					5056
STEEL WHEELS FOR RAILWAYS					5057
100 U KINGDOM		213115		1434437	
400 U STATES		32058		174305	
		245173		1608742	
FORGED GOLF CLUB HEADS					5058
400 U STATES		1356		73603	
		1356		73603	
SEMI FINISHED PISTON CASTINGS					5059
400 U STATES		22824		106132	
		22824		106132	
BARS BILLETS HOT ROLLED N O P	CWT				5071
100 U KINGDOM	5307	16856	50389	171836	
227 BAHAMAS			3875	3088	
306 BELGIUM	9655	37083	117636	364070	
327 FRANCE			2995	7951	
335 GERMANY			1111	3912	
400 U STATES	251	1082	7353	24881	
	15213	55021	183359	575738	
BARS BILLETS COLD ROLLED N O P	CWT				5072
100 U KINGDOM	8485	50981	65640	366008	
400 U STATES	7211	73989	85401	823634	
	15696	124970	151041	1189642	
BARS BILLETS H R ACTS AND OVER	CWT				5073
100 U KINGDOM	6334	53606	65023	704909	
306 BELGIUM	70	290	537	22297	
347 JAPAN			551	2601	
375 SWEDEN	109	1702	1462	14798	
400 U STATES	51472	346832	520675	3394005	
	57985	402430	593068	4138610	
BARS BILLETS HAMMERED N O P	CWT				5074
400 U STATES	99	3945	819	35757	
	99	3945	819	35757	
BARS HOT ROLLED FOR SHAFTING	CWT				5075
BARS SHEETS STRIP FOR SHOVELS	CWT				5076
400 U STATES			2203	10556	
			2203	10556	
BARS RODS FOR AGRIC IMPLEMENTS	CWT				5077
100 U KINGDOM	1459	6851	5002	20899	
400 U STATES	42899	214412	322511	1737544	
	44358	221263	327513	1758443	
RAILWAY RAILS N O P	TON				5078
100 U KINGDOM			18788	1359042	
306 BELGIUM			947	57326	
400 U STATES	639	34866	6571	275804	
	639	34866	26306	1692172	



IMPORTS INTO CANADA FOR CONSUMPTION

Articles and Countries from which Imported	MONTH OF DECEMBER 1950		TWELVE MONTHS ENDED DECEMBER 1950		Class Number	
	Quantities	Values (\$)	Quantities	Values (\$)		
STEEL GROOVED TRAMWAY RAILS 400 U STATES	TON		859	80747	5079	
BARS HOT R ROUNDS AND SQUARES 100 U KINGDOM 400 U STATES	CWT	137 688 825	820 4352 5172	13510 14221 27731	76011 94177 170188	5081
RODS FOR HORSESHOE NAILS	CWT					5101
RODS FOR MANUFACTURE OF CHAIN	CWT					5102
RODS NOT OVER 3/8 IN FOR WIRE 100 U KINGDOM 306 BELGIUM 327 FRANCE 335 GERMANY 400 U STATES	CWT	954 2230 3184	3704 7338 11042	11226 40692 70263	40278 132552 261814	5103
WELDING RODS OF ALL KINDS 100 U KINGDOM 375 SWEDEN 400 U STATES	CWT	1 5310 5311	162 114338 114500	299 82 62114	9471 872 128338	5104
BLANKS FOR MILLING CUTTERS 400 U STATES	CWT			147 147	5150 5150	5111
STRIP HOT R 080 INCH OR LESS 100 U KINGDOM 306 BELGIUM 327 FRANCE 400 U STATES	CWT	1716 600 208 2524	6789 2377 991 10157	25489 2350 1902 39683	108098 8792 8349 172183	5112
STRIP HOT R OVER 080 INCH 100 U KINGDOM 306 BELGIUM 327 FRANCE 400 U STATES	CWT	245 796 4526 5567	941 3528 20729 25198	21656 14991 149 67621	86733 58607 653 283577	5113
STRIP COLD R 080 INCH OR LESS 100 U KINGDOM 234 AUSTRALIA 375 SWEDEN 400 U STATES	CWT	1143 67 65 13152 14427	9366 557 969 135221 146113	23431 67 4309 142686 170493	153508 557 146434 1424220 1724719	5114
STRIP COLD R OVER 080 INCH 100 U KINGDOM 400 U STATES	CWT	151 1326 1477	962 18455 19417	675 21369 22044	4778 230103 234881	5115
STRIP HOT R FOR COLD ROLLING 100 U KINGDOM 400 U STATES	CWT	968 968	4314 4314	3089 34332 37421	11512 154318 165830	5116
STRIP FOR MANUFACTURE OF MATS 100 U KINGDOM	CWT			484 484	2417 2417	5117
STRIP COLD ROLLED FOR DOORS 400 U STATES	CWT			1056 1056	8807 8807	5118
HOOP TAG METAL FOR LACES						5119
HOOP STEEL FOR COOPERAGE 100 U KINGDOM 400 U STATES	CWT	130	1198	8280 10978	44832 73451	5120
PLATES 66 INCHES WIDE OR LESS 100 U KINGDOM 306 BELGIUM 327 FRANCE 335 GERMANY 400 U STATES	CWT	130 34169 3780 2881 10667 51497	1198 136213 17551 14319 50242 218325	19258 237709 67909 18497 593 464153	118283 912909 275916 68914 2170 1866881	5121
PLATES OVER 66 INS LESS 78 INS 100 U KINGDOM 327 FRANCE 335 GERMANY 400 U STATES	CWT	37407 3746 10046 51199	149243 14704 42323 206270	364124 13924 416 543097	1369227 47385 1593 2127301	5122
PLATES FLANGED CURVED N O P 400 U STATES	CWT	3006 3006	30914 30914	26766 26766	343523 343523	5123
PLATES FOR BOILERS DIGESTERS 100 U KINGDOM 400 U STATES	CWT	13653 12552 26205	66926 67789 134715	44829 94637 139466	200747 534106 734853	5124
PLATES STEEL CHEQUER SURFACE 100 U KINGDOM 400 U STATES	CWT	5454 6431 11885	27337 32821 60158	18395 72946 91341	88422 386944 475366	5125
SHEETS OVER 080 INCH THICK N O P 100 U KINGDOM 306 BELGIUM 327 FRANCE 400 U STATES	CWT	4635 12429 5079 26016 48159	21466 53225 23018 121921 219630	30223 124399 9950 570372 734944	132254 515544 41849 2636419 3326066	5126

## IMPORTS INTO CANADA FOR CONSUMPTION

Articles and Countries from which Imported	MONTH OF DECEMBER 1950		TWELVE MONTHS ENDED DECEMBER 1950		Class Number
	Quantities	Values (\$)	Quantities	Values (\$)	
SHEETS 080 INCH OR LESS N O P 100 U KINGDOM 306 BELGIUM 327 FRANCE 400 U STATES	CWT 14895 632 435 96219 112181	73390 3598 4943 549207 631138	131140 15040 435 1090635 1237250	628826 71189 4943 5999914 6704872	5127
SHEET OR STRIP FOR TIN PLATE 400 U STATES	CWT 1196 1196		1196 1196	8819 8819	5128
SHEETS FOR MFR OF HOLLOW WARE 100 U KINGDOM 400 U STATES	CWT 1303 11552 12855	6694 78546 85240	18869 134977 153846	110569 890324 1000893	5129
SHEETS BLUE FOR HEATING APP 100 U KINGDOM 400 U STATES	CWT 631 7676 8307		631 7676 8307	4304 57668 61972	5130
SHEETS 0758ILICON FOR ELEC APP 100 U KINGDOM 400 U STATES	CWT 4364 41374 45738	38710 445143 483853	40317 487110 527427	355469 5538198 5893667	5131
SHEETS 5C PER POUND OR OVER 100 U KINGDOM 306 BELGIUM 327 FRANCE 335 GERMANY 375 SWEDEN 400 U STATES	CWT 8409 8124 4338 10 93046 113927	49725 57212 24123 503 692906 824469	33644 42780 4338 5535 200 806525 893022	250455 268745 24123 32106 11636 5892843 6479908	5132
SHEETS RUST PROOF OVER 5 CTS 100 U KINGDOM 306 BELGIUM 327 FRANCE 375 SWEDEN 376 SWITZRLND 400 U STATES	CWT 2285 10408 12693	92636 383905 476541	16155 208 2512 30 79 141944 160928	651729 1795 13263 1514 4712 5588114 6261127	5133
SHEETS CORRUGATED AND PEBBLED 100 U KINGDOM 400 U STATES	CWT 1042 1859 2901	5908 15464 21372	8008 81410 89418	49491 528252 577743	5134
SHEETS COATED WITH PAINT TAR 100 U KINGDOM 400 U STATES	CWT 13571 13571	127742 127742	319 176786 177105	1787 1746221 1748008	5135
SHEETS COATED WITH ENAMEL	CWT				5136
SHEETS COATED WITH TIN 100 U KINGDOM 400 U STATES	CWT 502 972 1474	4150 4237 8387	8907 24417 33324	95223 194287 289510	5137
SHEETS COATED WITH METAL N O P 335 GERMANY 400 U STATES	CWT 2228 2228	31541 31541	638 12953 13591	8256 241693 249949	5139
SHEETS COATED WITH ZINC N O P 100 U KINGDOM 306 BELGIUM 327 FRANCE 400 U STATES	CWT 15169 25668 40837	110803 199815 310618	191967 28 356 324003 516354	1324675 458 1180 2569482 3895795	5140
SHEETS FOR COATING WITH METALS 400 U STATES	CWT 378 378		378 378	2200 2200	5141
SHEETS SHAPED FOR AGRIC IMPL 100 U KINGDOM 400 U STATES	CWT 277 6113 6390	2316 67032 69348	6887 55871 62758	59014 632631 691645	5142
SHEETS FOR MFR BUCKLE CLASPS 100 U KINGDOM 400 U STATES	CWT 54 1838 1892	356 14431 14787	2341 14326 16667	15642 134001 149643	5143
SHEETS COLD ROLLED FOR HINGES 400 U STATES	CWT 2771 2771	21001 21001	21577 21577	165315 165315	5144
SHEETS FOR MFR OF SADDLERY 400 U STATES	CWT 47 47		47 47	281 281	5145
SHEETS TEMPERED FOR SAWS 100 U KINGDOM 375 SWEDEN 400 U STATES	CWT 18 369 387	691 19361 20052	79 890 2885 3854	2029 45740 153049 200818	5146
SHEETS NOT TEMPERED FOR SAWS 100 U KINGDOM 400 U STATES	CWT 10 2328 2338	186 62509 62695	457 29764 30221	9343 779481 788824	5147
SHEETS COLD ROLLED FOR PIPE 306 BELGIUM 400 U STATES	CWT 2207 11687 13894	21653 70384 92037	2207 208455 210662	21653 1149548 1171201	5148
SKELP 14 INS OR LESS FOR PIPE 100 U KINGDOM 306 BELGIUM 327 FRANCE	CWT 29100 11973 3959	89640 47245 16907	452996 508547 3959	1479620 1888969 16907	5149

Articles and Countries from which Imported	MONTH OF DECEMBER 1950		TWELVE MONTHS ENDED DECEMBER 1950		Class Number
	Quantities	Values (\$)	Quantities	Values (\$)	
400 U STATES	105651	397781	1878433	7210584	
SKELP OVER 14 INS FOR PIPE	150683	551573	2843935	10596080	5150
400 U STATES	CWT 28768	110121	498344	1904268	
HOT R 8TRIP FOR MOTOR VEHICLES	28768	110121	498344	1904268	5151
100 U KINGDOM	CWT		793	3653	
400 U STATES	39697	214024	429760	2248495	
WROUGHT OR PUDDLED IRON BILLET	39697	214024	430553	2252148	5152
HOOP STRIP BEBSEMER FOR HINGES	CWT				5153
400 U STATES	2335	6814	23095	71877	
PLATES 78 INCHES AND OVER	2335	6814	23095	71877	5154
100 U KINGDOM	CWT 47358	204166	390344	1449024	
400 U STATES	15934	66995	172747	751611	
SHEETS COATED LEAD AND TIN	63292	271161	563091	2200635	5157
100 U KINGDOM	CWT 17	108	503	3454	
400 U STATES	11285	22320	141705	1047753	
ANGLES BEAMS 35 LBS OR OVER	11302	22428	142208	1051207	5161
100 U KINGDOM	CWT 40373	148451	179058	664995	
306 BELGIUM	28190	108019	233171	848481	
327 FRANCE	657	1562	1633	3973	
400 U STATES	162497	699331	2269902	9682156	
ANGLES BEAMS N O P	231717	957363	2683764	11199605	5162
100 U KINGDOM	CWT 13252	57465	78320	327236	
306 BELGIUM	10763	46348	165478	579358	
327 FRANCE	7023	17895	7282	18572	
335 GERMANY	393	3774	615	7454	
400 U STATES	39982	221450	382208	2121944	
ANGLES DRILLED	71413	346932	633903	3054564	5163
100 U KINGDOM	CWT 5918	32385	39007	243339	
400 U STATES	1929	24511	10417	101333	
BEAMS UNOER 5 1 HALF LB PER YD	7847	56896	49424	344672	5164
400 U STATES	CWT 999	4279	41517	192920	
MASTS ANGLES PLATES FOR SHIPS	999	4279	41517	192920	5165
100 U KINGDOM	CWT 174	828	79531	315043	
306 BELGIUM	415	2249	1602	5901	
400 U STATES	6350	28295	161365	698456	
BASH OR CASEMENT SECTIONS	6939	31372	242498	1019400	5166
100 U KINGDOM	CWT 240	1104	2507	12192	
306 BELGIUM			1630	8973	
400 U STATES	5157	31914	42770	267142	
BHAPES 35 LBS PER YARD OR OVER	5397	33018	46907	288307	5167
100 U KINGDOM	CWT 3401	12177	9327	35801	
306 BELGIUM	545	1981	13033	41072	
327 FRANCE	298	700	541	1321	
400 U STATES	1201	8924	52854	245749	
BILL SECTIONS FOR RAILWAY CARB	5445	23782	75755	323943	5168
PIPE CAST 5 CTS PER LB OR LESS	CWT				5181
100 U KINGDOM	2225	7135	240124	802564	
400 U STATES			16602	73333	
PIPE CAST N O P	2225	7135	256726	875897	5182
100 U KINGDOM	CWT		2108	14908	
400 U STATES	627	10908	5613	84994	
PIPE TUBES FOR BOILERS	627	10908	7721	99902	5183
100 U KINGDOM		44241		263341	
400 U STATES		74411		1446259	
PIPE BEDSTEAD BRASS TRIMMINGS		118652		1709600	5184
PIPE WROUGHT 2 ONE HALF INCHES					5185
100 U KINGDOM		50		15508	
375 SWEODEN				1749	
400 U STATES		6921		78601	
PIPE SEAMLESS 5 CTS PER LB NOP		6971		95858	5186
100 U KINGDOM		113015		477848	
375 SWEODEN				45256	
400 U STATES		260976		2518454	
PIPE WROUGHT OVER 10 1 HALF IN		373991		3041558	5187
100 U KINGDOM				791253	
400 U STATES		38441		12707751	
PIPE WROUGHT LESS 10 1 HALF IN		38441		13499004	5188
100 U KINGDOM		177125		2487684	
306 BELGIUM				51313	
317 CZECHO S				4939	
335 GERMANY				8016	
354 NETHRLNDS				1448	
400 U STATES		216693		23228975	
		393818		4882375	

## IMPORTS INTO CANADA FOR CONSUMPTION

Articles and Countries from which Imported	MONTH OF DECEMBER 1950		TWELVE MONTHS ENDED DECEMBER 1950		Class Number
	Quantities	Values (\$)	Quantities	Values (\$)	
TUBES WROUGHT COATED HALF INCH 400 U STATES		2059		131972	5190
PIPE WROUGHT N O P 100 U KINGDOM 400 U STATES		261 52595		17759 753087	5191
PIPE FITTINGS COUPLINGS N O P 100 U KINGDOM 335 GERMANY 400 U STATES		4562 203512 208074		36634 2396 2368430 2407460	5192
PIPE SEAMLESS COLD DR POLISHED 100 U KINGDOM 400 U STATES		3184 2236 5420		29091 34511 63602	5193
TUBING STEEL FOR FISHING RODS 400 U STATES				4988	5194
CASING GAS WATER OR OIL WELL 100 U KINGDOM 306 BELGIUM 335 GERMANY 400 U STATES		158547 599883 758430		779426 24931 127877 5829675 6761909	5195
PIPE FITTINGS WELDING TYPE 100 U KINGDOM 400 U STATES		649 50536 51185		18193 730139 748332	5196
PIPE FOR WELDING TYPE FITTINGS 100 U KINGDOM 400 U STATES		8381 8381		3034 297481 300515	5197
WIRE BARBED FENCING 100 U KINGDOM 400 U STATES	CWT 410	3204	3425 507	28018 2520	5201
WIRE FLAT QUARTER INCH OR LESS 100 U KINGDOM 335 GERMANY 375 SWEDEN 400 U STATES	CWT 410	3204	3932	30538	5203
WIRE ZINC COATED N O P 100 U KINGDOM 400 U STATES	CWT 26	877	3402	63487	5204
WIRE COATED NOP OR COVERED 100 U KINGDOM 347 JAPAN 400 U STATES	CWT 216 1515 1731	2140 35955 38095	2157 15771 17928	18285 279275 297560	5205
WIRE ROPE FOR RIGGING SHIPS 100 U KINGDOM 400 U STATES	CWT 56	1827	428	11873	5206
WIRE ROPE CABLE N O P IRON STEEL 100 U KINGDOM 306 BELGIUM 335 GERMANY 354 NETHRLNDS 381 ALASKA 400 U STATES	CWT 882 938	17267 19094	17 5900 6345	327 124562 136762	5207
WIRE FOR UPHOLSTERY SPRINGS 100 U KINGDOM 400 U STATES	CWT 20 20	618 618	798 94	10129 2553 12682	5208
WIRE FOR CORSET STEELS 100 U KINGDOM 400 U STATES	CWT 4102	67113	25182	449567	5209
WIRE FOR MFR OF WIRE ROPE 100 U KINGDOM 400 U STATES	CWT 8	133	776 311 15	338 9143 219 4869 488322	5210
WIRE COMMERCIAL FISHING N O P 400 U STATES	CWT 2134 6244	38977 106223	34683 60989	488322 952458	5211
WIRE FOR MFR CARD CLOTHING 100 U KINGDOM 400 U STATES	CWT 225 4454 4679	1568 34131 35699	691 55819 56510	4957 402635 407592	5212
WIRE ZINC COATED FOR FENCING 400 U STATES	CWT 27 187 214	852 5683 6535	272 2569 2841	9656 95306 104962	5213
WIRE OF IRON OR STEEL N O P 100 U KINGDOM 335 GERMANY 359 NORWAY 375 SWEDEN 400 U STATES	CWT 17371 10118 27489	149911 105290 255201	186862 125680 312542	1669794 1421618 3091412	5214
		66 66		4378 4378	
	CWT 3	138	155 29	5067 1362	
	CWT 3	138	184	6429	
	CWT 4033		4033	32766	
	CWT 42	744	1948	24082	
			194 16 71	5156 298 3128	
	9551 9600	136056 137161	89857 92086	1365047 1397711	

Articles and Countries from which Imported	MONTH OF DECEMBER 1950		TWELVE MONTHS ENDED DECEMBER 1950		Class Number
	Quantities	Values (\$)	Quantities	Values (\$)	
WIRE FENCING NOT LESS 0.80 INCH 100 U KINGDOM 400 U STATES				12318 18094 30412	5215
WIRE FENCING WOVEN N O P 100 U KINGDOM 400 U STATES		1513 3101 4614		27101 65085 92186	5216
NETTING FOR FUR FARMS 100 U KINGDOM 400 U STATES		2395		15984 300 16284	5217
WIRE SCREENS DOORS WINDOWS 100 U KINGDOM 400 U STATES		796 796		1084 4614 5698	5218
WIRE MESH IN ACETATE FILM 100 U KINGDOM 400 U STATES		6410 2332 8742		36702 22296 58998	5219
WIRE CLOTH 100 U KINGDOM 335 GERMANY 400 U STATES		634 12053 12687		12898 2016 161733 176647	5220
WIRE NETTING 100 U KINGDOM 400 U STATES		6573 4837 11410		98338 103268 201606	5221
WIRE RUBTPRODF FOR FISHING 100 U KINGDOM 400 U STATES		1153 1153		792 4936 5728	5222
CABLE CHAIN FOR SHIPS 100 U KINGDOM 400 U STATES	CWT		2166 5980 8146	27017 59429 86446	5231
COIL CHAIN 9 EIGHTHS AND OVER 100 U KINGDOM 366 PORTUGAL 400 U STATES	CWT	734 692 1426	3253 10293 13546	2165 20 7544 23011 700 115601	5232
COIL CHAIN UNDER 9 EIGHTHS IN 100 U KINGDOM 400 U STATES	CWT	341 656 997	5091 11717 16808	2076 6642 8718 34392 130095 164487	5233
SPROCKET CHAIN FOR AGRIC IMPL 100 U KINGDOM 400 U STATES			630 102026 102656	9961 1272531 1282492	5234
SILENT CHAIN ROLLER CHAIN 100 U KINGDOM 317 CZECHOS 335 GERMANY 400 U STATES		20293 49675 69968		261378 879 48 554539 816844	5235
CHAINS N O P 100 U KINGDOM 327 FRANCE 375 SWEDEN 400 U STATES		3149 44632 47781		29122 155 12459 556900 598636	5236
DIESEL ENGINE PARTS N O P 100 U KINGDOM 318 DENMARK 335 GERMANY 354 NETHRLNDS 359 NORWAY 372 SPAIN 375 SWEDEN 376 SWITZRLNO 400 U STATES		42675 103 135 394 274022 317329		329556 334 13751 1964 157 2024 28772 22429 4399140 4798127	5240
BOILERS AND PARTS N O P 100 U KINGDOM 400 U STATES		313 49957 50270		21134 750071 771205	5241
AUTOMOBILE ENGINES AND PARTS 100 U KINGDOM 234 AUSTRALIA 317 CZECHOS 344 ITALY 381 ALASKA 400 U STATES	NO	568 3416	127435 3416	1752 3416 2165 47 67 13535766 14062367	5242
ENGINES DIESEL SEMI DIESEL 100 U KINGDOM 234 AUSTRALIA 327 FRANCE 366 PORTUGAL 400 U STATES	NO	34 147 181	24790 471406 496196	516 12 5 1 1654 2188 695282 3818 4056 7500 5440456 6151112	5243
ENGINES GAS MARINE AND PARTS 100 U KINGDOM 354 NETHRLNDS	NO	2	1257	21 54618 1103	5244

Articles and Countries from which Imported	MONTH OF DECEMBER 1950		TWELVE MONTHS ENDED DECEMBER 1950		Class Number
	Quantities	Values (\$)	Quantities	Values (\$)	
400 U STATES	50	65966	937	771502	
ENGINES MOTOR TRUCK AND PARTS	52	67223	958	827223	5245
100 U KINGDOM	NO				
400 U STATES			24	22213	
ENGINES FISHING BOAT AND PARTS	1118	384921	11499	4220462	
100 U KINGDOM	1118	384921	11523	4242675	5246
400 U STATES					
PARTS OF AIRCRAFT ENGINES	14	5274	1	929	
100 U KINGDOM	14	5274	151	80369	
234 AUSTRALIA			152	81298	
400 U STATES					5248
OUTBOARD MOTORS AND PARTS					
100 U KINGDOM					
400 U STATES					
ENGINES UP TO 1 AND 1 HALF H P					
100 U KINGDOM					
400 U STATES					
ENGINES GAS N O P AND PARTS					
100 U KINGDOM					
335 GERMANY					
359 NORWAY					
400 U STATES					
ENGINES STEAM N O P AND PARTS					
100 U KINGDOM					
376 SWITZERLAND					
400 U STATES					
FIRE ENGINES MACHINES AND PTS					
100 U KINGDOM					
400 U STATES					
LOCOMOTIVES RAILWAY N O P					
100 U KINGDOM					
400 U STATES					
LOCOMOTIVE CHASSIS TOPS WHEELS					
100 U KINGDOM					
400 U STATES					
LOCOMOTIVES SAWMILL MINING					
100 U KINGDOM					
400 U STATES					
ENGINES AIRCRAFT UP TO 200 HP					
100 U KINGDOM					
400 U STATES					
ENGINES AIRCRAFT 201 TO 500 HP					
100 U KINGDOM					
400 U STATES					
ENGINES AIRCRAFT 501 TO 1000HP					
100 U KINGDOM					
400 U STATES					
ENGINES AIRCRAFT OVER 1000 HP					
100 U KINGDOM					
400 U STATES					
CREAM SEPARATOR PARTS					
100 U KINGDOM					
318 DENMARK					
375 SWEDEN					
400 U STATES					
CREAM SEPARATORS					
100 U KINGDOM					
318 DENMARK					
335 GERMANY					
375 SWEDEN					
400 U STATES					
MILK CLARIFIERS AND PARTS					
318 DENMARK					
335 GERMANY					
400 U STATES					
MILKING MACHINES AND PARTS					
100 U KINGDOM					
400 U STATES					
PASTEURIZERS DAIRY AND PARTS					
100 U KINGDOM					
375 SWEDEN					
400 U STATES					
POWER DAIRY MACHINERY					
100 U KINGDOM					
236 NEW ZEAL					

Articles and Countries from which Imported	MONTH OF DECEMBER 1950		TWELVE MONTHS ENDED DECEMBER 1950		Class Number
	Quantities	Values (\$)	Quantities	Values (\$)	
335 GERMANY				5885	
376 SWITZRLND		741		8533	
400 U STATES		40666		1034921	
FORKS PRONGED		41817		1061487	
	DOZ				5301
100 U KINGDOM			115	920	
400 U STATES			1230	19847	
			1345	80767	
HARVESTERS AND PARTS					5302
	NO				
400 U STATES	378	245996	5739	3536761	
	378	245996	5739	3536761	
HAY LOADERS AND PARTS					5303
	NO				
400 U STATES	25	13494	740	298397	
	25	13494	740	298397	
HAY TEDDERS AND PARTS					5304
	NO				
400 U STATES				3387	
				3387	
MOWING MACHINES AND PARTS					5305
	NO				
100 U KINGDOM			17	6271	
400 U STATES	206	44398	4541	1097407	
	206	44398	4558	1103678	
POTATO DIGGERS PLANTERS PARTS					5306
	NO				
100 U KINGDOM		26	29	4487	
400 U STATES	9	6578	1344	410472	
	9	6604	1373	414952	
RAKES HORSE OR POWER AND PARTS					5307
	NO				
400 U STATES	153	44287	3185	814412	
	153	44287	3185	814412	
RAKES N O P					5308
	DOZ				
100 U KINGDOM	100	126	151	547	
347 JAPAN	25	19	2933	2208	
400 U STATES	151	667	7237	43307	
	276	812	10321	46062	
REAPERS AND PARTS					5309
	NO				
SCYTHES					5310
	DOZ				
100 U KINGDOM			509	6145	
305 AUSTRIA			469	8474	
306 BELGIUM	83	1055	83	1055	
375 SWEDEN			120	1304	
400 U STATES	10	140	360	4846	
	93	1195	1541	21824	
SICKLES OR REAPING HOOKS					5311
	DOZ				
100 U KINGDOM			85	726	
400 U STATES	100	331	736	3623	
	100	331	821	4349	
CULTIVATORS SCUFFLERS AND PTS					5321
		24744		47750	
100 U KINGDOM				5697	
376 SWITZRLND		97085		2758138	
400 U STATES		121829		2811585	
DRILLS SEED SEEDERS AND PARTS					5322
		1933		16152	
100 U KINGDOM		107445		1825572	
400 U STATES		109378		1841724	
HARROWS DISC AND PARTS					5323
		1367		21852	
100 U KINGDOM		134908		1580737	
400 U STATES		136275		1602589	
HARROWS AND PARTS N O P					5324
		130		5476	
100 U KINGDOM		21413		702917	
400 U STATES		21543		708393	
HOES					5325
	DOZ				
100 U KINGDOM			39	52	
400 U STATES	30	130	1295	12809	
	30	130	1334	12861	
PLOUGHS DISC AND PARTS					5326
		449		8891	
100 U KINGDOM		124656		2673285	
400 U STATES		125105		2682176	
PLOUGHS AND PARTS N O P					5327
		4646		210434	
100 U KINGDOM		175167		4650407	
400 U STATES		179813		4860841	
ROLLERS FARM OR LAWN AND PARTS					5328
	NO				
400 U STATES	145	14260	675	35767	
	145	14260	675	35767	
FANNING MILL PEAVINERS AND PTS					5331
	NO				
400 U STATES	28	23189	768	498415	
	28	23189	768	498415	
HARVESTER COMBINES AND PARTS					5332
	NO				
100 U KINGDOM	1	4908	1	17014	
327 FRANCE				1236	
400 U STATES	364	799824	9001	16953028	
	365	804732	9002	16971278	
THRESHING MACHINE SEPARATORS					5333
	NO				
400 U STATES	15	17776	467	538091	
	15	17776	467	538091	
THRESHING MACHINE PARTS					5334
		55275		1166763	
400 U STATES		55275		1166763	

## IMPORTS INTO CANADA FOR CONSUMPTION

Articles and Countries from which Imported	MONTH OF DECEMBER 1950		TWELVE MONTHS ENDED DECEMBER 1950		Class Number
	Quantities	Values (\$)	Quantities	Values (\$)	
ELECT GENERATORS FARM AND PT8 100 U KINGDOM 400 U STATES					5342
		57641		86	
				390546	
		57641		390632	
FOODER FEED CUTTERS AND PARTS 400 U STATES	NO				5343
	60	18155	1252	557530	
	60	18155	1252	557530	
FRUIT VEGETABLE GRADING MACH 100 U KINGDOM 354 NETHRLNDS 400 U STATES					5344
				869	
				88	
		8166		273284	
		8166		274241	
GRAIN HAY GRINDERS AND PARTS 100 U KINGDDM 400 U STATES	NO				5345
			4	938	
	534	76218	3208	496229	
	534	76218	3212	497167	
HAY PRESSES AND PARTS 400 U STATES	NO				5346
	34	86908	2083	2534535	
	34	86908	2083	2534535	
MANURE SPREADERS AND PARTS 400 U STATES	NO				5350
	144	43176	3590	750505	
	144	43176	3590	750505	
POST HOLE DIGGERS AND PARTS 400 U STATES	NO				5352
	5	940	4222	73411	
	5	940	4222	73411	
SPADES AND SHOVELS N O P 100 U KINGDOM 400 U STATES	NO				5353
	225	2041	1650	13907	
	116	1652	2044	29085	
	341	3693	3694	42992	
SPRAYING AND DUSTING MACHINES 100 U KINGDOM 327 FRANCE 400 U STATES					5354
		183		6009	
				76	
		38642		1696112	
		38825		1702197	
STUMPING MACHINES AND PARTS 400 U STATES	NO				5355
				12	
				12	
TRACTION DITCHING MACH AND PT8 100 U KINGDOM 400 U STATES	NO				5356
			1	13377	
		8043	63	438923	
		8043	64	452300	
TRACTION ENGINES GASOLINE 100 U KINGDOM 327 FRANCE 381 ALASKA 400 U STATES	NO				5357
	131	125354	6998	7904620	
			15	65838	
			2	2160	
	2522	4053295	62066	76048308	
	2653	4178649	59081	84020926	
TRACTION ENGINE PARTS 100 U KINGDDM 234 AUSTRALIA 327 FRANCE 335 GERMANY 375 SWEDEN 381 ALASKA 400 U STATES					5358
		31160		233033	
				128	
				1915	
				1559	
		1807		8190	
				3746	
		1797848		24050366	
		1830815		24298937	
WINDMILLS AND PARTS 400 U STATES					5361
		6457		60752	
		6457		60752	
PRUNING HOOKS SHEARS DEHORNERS 100 U KINGDDM 234 AUSTRALIA 327 FRANCE 375 SWEDEN 400 U STATES					5362
		3861		12578	
				141	
				852	
				2057	
		8032		76631	
		11893		92259	
AGRIC IMPLEMENTS MOP AND PARTS 100 U KINGDOM 306 BELGIUM 375 SWEDEN 400 U STATES					5363
		454		15591	
		60		60	
		579		8068	
		52396		2590365	
		53489		2614084	
KNIVES AND FORKS TABLE 100 U KINGDOM 306 BELGIUM 318 DENMARK 327 FRANCE 335 GERMANY 344 ITALY 347 JAPAN 375 SWEDEN 400 U STATES					5371
		22867		261057	
				184	
				2421	
		827		4716	
		1986		4502	
		59		892	
		3258		24063	
		156		763	
		12491		66665	
		41644		365263	
POCKET KNIVES 100 U KINGDOM 317 CZECHO S 327 FRANCE 335 GERMANY 344 ITALY 347 JAPAN 352 MEXICO 375 SWEDEN 376 SWITZRLND 400 U STATES					5372
		29524		304282	
				3370	
				2520	
		11744		167960	
		611		23839	
		1881		24872	
		1428		15325	
		2660		4198	
		304		334	
		10368		128661	
		58520		675361	



Articles and Countries from which Imported	MONTH OF DECEMBER 1950		TWELVE MONTHS ENDED DECEMBER 1950		Class Number
	Quantities	Values (\$)	Quantities	Values (\$)	
RAZORS N O P AND PARTS					5373
100 U KINGDOM		24998		233808	
327 FRANCE				1585	
335 GERMANY		396		13562	
375 SWEDEN				334	
400 U STATES		6308		44991	
		31702		294280	
SAFETY RAZOR BLADES					5374
100 U KINGDOM	D02 2093	614	80901	22561	
335 GERMANY	13832	985	145688	9248	
400 U STATES	15429	978	541084	29716	
	31354	2577	767673	61525	
SCISSORS AND SHEARS N O P					5375
100 U KINGDOM		7382		221472	
216 PAKISTAN				2690	
306 BELGIUM				1265	
318 DENMARK				74	
327 FRANCE				27118	
335 GERMANY		25192		350917	
344 ITALY		2143		23482	
347 JAPAN		302		4347	
375 SWEDEN		602		1889	
400 U STATES		22365		407070	
		57986		1040324	
OTHER KNIVES N O P					5376
100 U KINGDOM		5601		60317	
231 HONG KONG				484	
318 DENMARK				13	
326 FINLAND				1766	
327 FRANCE		106		4481	
335 GERMANY		4319		34853	
344 ITALY				150	
347 JAPAN				6031	
359 NORWAY				287	
375 SWEDEN		3275		16126	
400 U STATES		4453		77743	
		17754		202251	
SPOONS					5377
100 U KINGDOM		3645		34115	
231 HONG KONG				241	
318 DENMARK		295		873	
335 GERMANY				1348	
344 ITALY				2921	
347 JAPAN		563		7443	
375 SWEDEN		496		609	
400 U STATES		2080		24960	
		7079		72510	
KNIVES BUTCHER AND KITCHEN					5378
100 U KINGDOM		19154		204333	
231 HONG KONG				62	
327 FRANCE				12189	
335 GERMANY		1932		13494	
375 SWEDEN		382		8812	
400 U STATES		2462		119743	
		23930		358633	
HINGES AND BUTTS					5381
100 U KINGDOM	L8 35090	5564	447306	65322	
327 FRANCE			4453	2515	
335 GERMANY			19820	4188	
347 JAPAN	5010	1122	5010	1122	
375 SWEDEN	10724	1956	94793	23927	
400 U STATES	63483	61857	723536	608816	
	114307	70499	1294918	705890	
CUT NAILS					5391
100 U KINGDOM	CWT 1764	11434	6116	41025	
400 U STATES	879	10163	6005	65584	
	2643	21597	12121	106609	
RAILWAY SPIKES					5392
100 U KINGDOM	CWT 3	85	1815	10797	
400 U STATES	60	374	2113	19065	
	63	459	3928	29862	
TACKS ALL KINDS N O P					5393
100 U KINGDOM	LB 1184	169	5105	1430	
335 GERMANY	262	321	2130	1036	
400 U STATES	3048	975	25459	12339	
	4494	1465	32694	14805	
WIRE NAILS OVER ONE INCH					5394
100 U KINGDOM	CWT 593	3043	18758	98321	
305 AUSTRIA			2100	10952	
306 BELGIUM	220	2141	1440	9010	
335 GERMANY			5032	21499	
347 JAPAN	300	1188	6146	25839	
354 NETHRLNDS			345	1673	
365 POLAND			2210	11854	
400 U STATES	2890	28599	33368	338176	
	4003	34971	69399	517324	
NAILS AND BRADS N O P					5395
100 U KINGDOM	LB 5785	1779	106251	24792	
335 GERMANY	200	465	7423	3288	
400 U STATES	4862	2175	191034	72943	
	10847	4419	304708	101023	
SPRING BEARD AND LATCH NEEDLES					5401
100 U KINGDOM	M 2	104	176	4894	
376 SWITZRLND			4	491	
400 U STATES	259	8586	2179	82049	
	261	8690	2359	87434	

Articles and Countries from which Imported	MONTH OF DECEMBER 1950		TWELVE MONTHS ENDED DECEMBER 1950		Class Number
	Quantities	Values (\$)	Quantities	Values (\$)	
NEEDLES N O P					5402
100 U KINGDOM		7804		249488	
335 GERMANY		2719		32128	
344 ITALY				10612	
347 JAPAN				3436	
376 SWITZRLND		3163		7212	
400 U STATES		44882		557989	
		58568		860865	
PINS N O P					5403
100 U KINGDOM	LB 35878	19171	311576	176447	
317 CZECHO S			166	496	
327 FRANCE	6	115	44	591	
335 GERMANY	1010	733	8290	6239	
347 JAPAN	87	176	385	961	
354 NETHRLNDS			6171	2085	
400 U STATES	3401	5010	61385	79023	
	40382	25205	388017	265842	
PINS FOR MARKING SYSTEMS					5404
400 U STATES	LB 1810	3209	19776	30420	
	1810	3209	19776	30420	
NUTS AND BOLTS WASHERS RIVEYS					5411
100 U KINGDOM	LB 11875	3635	140171	26019	
366 PORTUGAL			800	1514	
381 ALASKA			190	40	
400 U STATES	757430	264648	7290338	2538065	
	769305	268283	7431499	2565638	
MACHINE AND OTHER SCREWS N O P					5412
100 U KINGDOM		7704		34298	
400 U STATES		154667		1469319	
		162371		1503617	
WOOD SCREWS OF IRON OR STEEL					5413
100 U KINGDOM		633		7177	
305 AUSTRIA		1197		1197	
306 BELGIUM				14559	
335 GERMANY		4248		5731	
400 U STATES		5689		49599	
		11767		78263	
FISH HOOKS COMMERCIAL					5421
100 U KINGDOM		2097		17776	
327 FRANCE				3657	
359 NORWAY		1661		64520	
400 U STATES		2551		40828	
		6309		126781	
HARDWARE N O P					5422
100 U KINGDOM		30699		123758	
327 FRANCE		951		3127	
335 GERMANY		637		5306	
375 SWEDEN		41		5089	
400 U STATES		135227		1345878	
		167555		1483158	
LOCKS N O P					5423
100 U KINGDOM		857		13354	
335 GERMANY		110		2230	
400 U STATES		13614		159403	
		14581		174987	
SKATES ALL KINDS AND PARTS					5424
100 U KINGDOM	PAIR 1425	1672	16103	24767	
359 NORWAY	12	119	12	119	
400 U STATES	457	1373	7865	35122	
	1894	3164	24000	60008	
CARPET SWEEPERS					5441
100 U KINGDOM	NO		480	1358	
400 U STATES	108	451	864	4411	
	108	451	1344	5769	
CLEANERS ELECTRIC VACUUM					5442
100 U KINGDOM	NO 4475	84496	58617	1215850	
318 DENMARK			104	3521	
354 NETHRLNDS	1024	28293	5685	158418	
375 SWEDEN	80	5554	740	54840	
400 U STATES	742	37245	11225	471799	
	6328	155588	77071	1904428	
CLEANERS HAND VACUUM AND PARTS					5443
100 U KINGDOM		36789		307222	
354 NETHRLNDS		35		1501	
375 SWEDEN				3997	
400 U STATES		103478		1213408	
		140302		1526128	
CLOTHES WRINGERS DOMESTIC					5444
100 U KINGDOM		1200		10589	
400 U STATES		46696		578268	
		47896		588857	
SEWING MACHINES					5445
100 U KINGDOM	NO 552	13166	7535	355297	
306 BELGIUM			54	2259	
317 CZECHO S	400	13280	2800	100948	
335 GERMANY			94	8263	
344 ITALY	1305	50930	5075	263727	
347 JAPAN	265	5638	2356	62778	
372 SPAIN	300	10131	700	25085	
375 SWEDEN	450	10668	3600	108732	
376 SWITZRLND			506	41894	
400 U STATES	1329	203805	18606	2118244	
	4601	307618	41326	3087227	

Articles and Countries from which Imported	MONTH OF DECEMBER 1950		TWELVE MONTHS ENDED DECEMBER 1950		Class Number
	Quantities	Values (\$)	Quantities	Values (\$)	
SEWING MACHINE ATTACHMENTS					
100 U KINGDOM		2289		179704	5446
400 U STATES		28738		562957	
		31027		742661	
SEWING MACHINE PARTS					
100 U KINGDOM		21703		713480	5447
306 BELGIUM				2745	
335 GERMANY				5371	
344 ITALY		497		5730	
347 JAPAN				4606	
376 SWITZRLNO		66		5910	
400 U STATES		106868		1681348	
		129134		2419190	
WATER PUMPS DOMESTIC					
100 U KINGDOM	NO				5449
400 U STATES	45	244	1080	8116	
	214	11044	7971	365639	
	259	11288	9051	373755	
WASHING MACHINES ELECTRIC					
100 U KINGDOM	NO				5450
400 U STATES	9	664	97	6691	
	293	29088	1624	156877	
	302	29752	1721	163568	
WASHING MACH POWER NOT ELECT					
400 U STATES	NO				5451
	7	484	111	7125	
	7	484	111	7125	
WASHING MACH HAND OPERATED					
400 U STATES	NO				5452
			5	192	
			5	192	
WASHING MACHINE PARTS					
100 U KINGDOM		7853		53155	5453
400 U STATES		196142		2328750	
		203995		2381905	
ARTICLES FOR SMELTING IRON					
400 U STATES		5363		208899	5461
		5363		208899	
BLOWERS SMELTING APPARATUS					
100 U KINGDOM				80	5462
400 U STATES		17025		137808	
		17025		137888	
BUOLES VANNERS SLIME TABLES					
400 U STATES				5545	5463
				5545	
CAR LOADING MACHINES COAL					
400 U STATES		363		20082	5464
		363		20082	
CHOCK RELEASE APPARATUS					
					5465
COAL HEADING MACHINES					
100 U KINGDOM				401	5466
400 U STATES		308		7432	
		308		7833	
MINERS LAMPS AND ACCESSORIES					
100 U KINGDOM		107		1917	5467
400 U STATES		10606		396845	
		10713		398762	
AMALGAM SAFES ORE SAMPLERS					
100 U KINGDOM				1852	5468
400 U STATES		20728		359587	
		20728		361439	
SUNDRY METALLURGICAL APPARATUS					
400 U STATES		29092		256710	5469
		29092		256710	
DIAMOND DRILLS CORE DRILLS					
100 U KINGDOM		518		93702	5470
207 UN 30 AFR				2245	
400 U STATES		24412		366021	
		24930		462038	
MINE LOADING MACH CONVEYORS					
100 U KINGDOM		8633		116172	5471
335 GERMANY				1838	
400 U STATES		152251		3606138	
		161584		3724148	
MINE HOISTS NOT MADE IN CANADA					
					5472
MACHINERY ALLUVIAL MINING					
100 U KINGDOM				4014	5473
381 ALASKA				1839	
400 U STATES				81341	
				87194	
MACHINERY ORE HANDLING					
400 U STATES				5905	5474
				5905	
MACHINERY ORE CONCENTRATION					
100 U KINGDOM				1651	5475
400 U STATES		18053		323664	
		18053		325315	
MACHINERY METAL REFINING					
400 U STATES		2456		27783	5476
		2456		27783	
ORE CRUSHERS GRINDING MILLS					
100 U KINGDOM		16553		133467	5477
375 SWEDEN				88704	
400 U STATES		103191		941848	
		119744		1164019	

## IMPORTS INTO CANADA FOR CONSUMPTION

Articles and Countries from which Imported	MONTH OF DECEMBER 1950		TWELVE MONTHS ENDED DECEMBER 1950		Class Number
	Quantities	Values (\$)	Quantities	Values (\$)	
COAL CUTTERS AUGERS DRILLS					
100 U KINGDOM		18		6471	5478
327 FRANCE				3685	
375 SWEDEN				34	
400 U STATES		1643		13123	
		1661		23313	
POWER DRIVEN PUMPS FOR MINES					
400 U STATES				570	5479
				570	
PUMPS PREC METAL EXTRACTION					
400 U STATES		74		5735	5480
		74		5735	
ROCK DRILLS AND PARTS					
NO					5481
100 U KINGDOM	96	24036	216	102387	
375 SWEDEN	75	174525	1101	881207	
400 U STATES	170	58838	416	755350	
	341	257399	1733	1738944	
WELL DRILLING MACHINERY					
100 U KINGDOM		4417		30284	5482
207 UN SO AFR				3630	
400 U STATES		1990592		20747681	
		1995009		20781595	
ROPE FOR WELL DRILLING MACH					
100 U KINGDOM				6175	5483
400 U STATES				824	
				6999	
ADDING MACHINES AND PARTS					
NO					5500
100 U KINGDOM	18	716	172	9282	
318 DENMARK			283	5396	
344 ITALY	6	555	6	555	
375 SWEDEN	308	9906	1646	117095	
376 SWITZRLND	33	2944	111	10775	
400 U STATES	511	113864	2867	1069229	
	876	127985	5085	1212332	
BOOKKEEPING MACHINES AND PARTS					
NO					5501
100 U KINGDOM		5511	58	16956	
335 GERMANY		911	9	2043	
344 ITALY	25	7144	220	62346	
375 SWEDEN	23	5132	309	46678	
376 SWITZRLND	6	1929	74	22092	
400 U STATES	414	581298	3806	5544034	
	468	601925	4476	5694149	
CASH REGISTERS					
100 U KINGDOM				1679	5502
375 SWEDEN		1197		1197	
400 U STATES		5909		96204	
		7106		99080	
CASH REGISTER PARTS					
400 U STATES		153903		1480879	5503
		153903		1480879	
DICTATING MACHINES AND PARTS					
100 U KINGDOM				227277	5504
400 U STATES		75447		969636	
		75447		1196913	
TYPEWRITERS					
NO					5505
100 U KINGDOM	25	794	1515	58957	
335 GERMANY			2	142	
344 ITALY			1	188	
375 SWEDEN			9	751	
376 SWITZRLND			105	3509	
400 U STATES	520	44146	3614	254912	
	545	44940	5246	318459	
TYPEWRITER PARTS					
100 U KINGDOM		3447		39451	5506
400 U STATES		177204		2382149	
		180651		2421600	
MACHINERY 412A PAPER WORKING					
100 U KINGDOM		20297		226256	5511
317 CZECHO S		1063		9072	
327 FRANCE				5373	
335 GERMANY				37415	
354 NETHRLNDS				13068	
375 SWEDEN				2900	
376 SWITZRLND				30731	
400 U STATES		497890		4929555	
		519250		5254370	
MACHINERY 412A CELLULOSE					
400 U STATES		1482		72151	5512
		1482		72151	
NEWSPAPER PRESSES AND PARTS					
NO					5513
3	3	118697	35	2530274	
400 U STATES	3	118697	35	2530274	
FLAT BED CYL PRESSES AND PARTS					
NO					5514
100 U KINGDOM		2784	13	44450	
335 GERMANY			2	9230	
375 SWEDEN			5	13937	
376 SWITZRLND				13272	
400 U STATES	3	4504	109	347020	
	3	7288	129	427909	
PRINTING PRESSES					
NO					5515
100 U KINGDOM	199	113800	3119	1563924	
305 AUSTRIA			3	1194	
317 CZECHO S			10	13560	
318 DENMARK			168	16915	

Articles and Countries from which Imported	MONTH OF DECEMBER 1950		TWELVE MONTHS ENDED DECEMBER 1950		Class Number
	Quantities	Values (\$)	Quantities	Values (\$)	
327 FRANCE			1	70	
335 GERMANY	22	24782	122	160976	
344 ITALY			6	20942	
375 SWEDEN	4	13157	10	38494	
376 SWITZRLNO			1	782	
400 U STATES	251	401221	4988	4102571	
	476	552960	8428	5926428	
TYPECASTING MACHINES AND PARTS					5516
100 U KINGDOM				18149	
375 SWEDEN		1010		1010	
400 U STATES		125477		1745787	
		126487		1764946	
TYPEMAKING ACCESSORIES AND PTS					5517
100 U KINGDOM				4270	
400 U STATES		8041		123212	
		8041		127482	
AIR COMPRESSING MACH AND PARTS					5521
100 U KINGDOM		6021		115357	
306 BELGIUM				5368	
327 FRANCE				7546	
375 SWEDEN				9928	
376 SWITZRLND				301	
400 U STATES		165867		2833628	
		171888		2972128	
BAKERY MACHINERY AND PARTS					5522
100 U KINGDOM		44550		247105	
317 CZECHOS				2624	
335 GERMANY		983		983	
354 NETHRLNOS				3238	
400 U STATES		245490		1991321	
		291023		2245271	
BOX END MACHINERY AND PARTS					5523
400 U STATES				223	
				223	
COAL CARBONIZING MACH AND PTS					5524
400 U STATES		62639		127762	
		62639		127759	
CLAY PRODUCTS MACH AND PARTS					5526
100 U KINGDOM		118		118	
327 FRANCE				1928	
400 U STATES		5029		112485	
		5147		114632	
COAL COKE AND GAS MACH AND PTS					5527
100 U KINGDOM				498	
400 U STATES		68704		24160	
		68704		362501	
				386661	
WASTE RECOVERY MACH AND PARTS					5528
100 U KINGDOM				9212	
400 U STATES		5857		154785	
		5857		163997	
COAL HANDLING MACHINES AND PTS					5529
100 U KINGDOM				336	
400 U STATES		2208		239373	
		2208		239709	
CONCRETE MIXING MACH AND PARTS					5530
100 U KINGDOM	NO		27	20979	
400 U STATES	15	40867	449	735425	
	15	40867	476	756404	
CRANES HOISTS NOPS AND PARTS					5531
100 U KINGDOM	NO	18591	443	406260	
327 FRANCE	20		50	2703	
335 GERMANY	1	362	16	838	
384 P RICO			2	10819	
400 U STATES	221	242822	2672	4062328	
	242	261775	3183	4482948	
DENTAL ENGINES ELECTRIC					5532
100 U KINGDOM	NO				
400 U STATES	14	2031	129	23330	
	9	2279	356	99773	
	23	4310	485	123103	
DIES FOR STAMPING METAL PLATES					5533
HAND FIRE EXTINGUISHERS					5534
100 U KINGDOM		460		15366	
400 U STATES		76227		804727	
		76757		820093	
FERTILIZER MACHINERY AND PARTS					5535
100 U KINGDOM				19968	
359 NORWAY				3558	
400 U STATES		16072		403329	
		16072		426855	
FISH PREPARING MACH AND PARTS					5536
100 U KINGDOM				7702	
400 U STATES		53		222121	
		53		229823	
REFRIGERATING MACH AND PARTS					5537
100 U KINGDOM		23946		127028	
400 U STATES		323843		3978636	
		347789		4105664	
KEYMAKING MCH FOR CANS AND PTS					5538
LAWN MOWERS					5539
100 U KINGDOM	NO	9729	90647	563647	
335 GERMANY			138	794	
400 U STATES	77	6571	5935	264774	
	9806	67315	96720	829215	

## IMPORTS INTO CANADA FOR CONSUMPTION

Articles and Countries from which Imported	MONTH OF DECEMBER 1950		TWELVE MONTHS ENDED DECEMBER 1950		Class Number
	Quantities	Values (\$)	Quantities	Values (\$)	
LEATHER MACHINERY AND PARTS					5540
100 U KINGDOM				6455	
335 GERMANY				1850	
400 U STATES				338552	
		39712		346857	
LOGGING MACHINERY AND PARTS					5541
100 U KINGDOM		2546		16196	
375 SWEDEN				1329	
400 U STATES		537960		4939771	
		540506		4957296	
METAL DRILLING MACH AND PARTS					5542
100 U KINGDOM		114538		882007	
317 CZECHO S				25	
327 FRANCE				611	
335 GERMANY				2366	
376 SWITZRLND				231	
400 U STATES		388891		3072041	
		503473		3957281	
METAL GRINDING MACH AND PARTS					5543
100 U KINGDOM		41683		417360	
306 BELGIUM		1250		2255	
317 CZECHO S				15	
327 FRANCE				251	
335 GERMANY				7315	
375 SWEDEN				245883	
376 SWITZRLND				25	
400 U STATES		336836		3003439	
		380461		3676543	
METALWORKING LATHES AND PARTS					5544
100 U KINGDOM		97467		727241	
327 FRANCE				1093	
335 GERMANY		1518		16861	
375 SWEDEN				34161	
376 SWITZRLND				8664	
400 U STATES		226349		3435139	
		325381		4223159	
METAL MILLING MACHINES AND PTS					5545
100 U KINGDOM		3607		302908	
327 FRANCE				1003	
376 SWITZRLND				1632	
400 U STATES		160378		1908732	
		163985		2214275	
METALWORKING PLANERS AND PARTS					5546
100 U KINGDOM				7682	
400 U STATES		1270		184591	
		1270		192273	
METALWORKING PRESSES AND PARTS					5547
100 U KINGDOM		20362		138518	
327 FRANCE				529	
335 GERMANY		3202		50928	
375 SWEDEN				5092	
400 U STATES		294249		5281196	
		317813		5476263	
METAL ROLLING MILL MCH AND PTS					5548
100 U KINGDOM		7358		25901	
400 U STATES		34422		845234	
		41780		871135	
METAL SHAPERS SLOTTERS AND PTS					5549
100 U KINGDOM		32555		203836	
327 FRANCE				2477	
400 U STATES		86657		1227824	
		119212		1434137	
METALWORKING MCH M O P AND PTS					5550
100 U KINGDOM		72844		327597	
335 GERMANY		1002		30469	
375 SWEDEN				8398	
376 SWITZRLND				11399	
400 U STATES		366310		5459657	
		442598		5837520	
MOTION PICTURE PROJECTORS					5551
100 U KINGDOM		3263		290598	
327 FRANCE				1481	
347 JAPAN				111	
376 SWITZRLND				13693	
400 U STATES		3833		1097735	
		86625		1403618	
		93721			
NET MAKING MACHINES AND PARTS					5552
OIL PRODUCING MACH AND PARTS					5554
400 U STATES				586	
				586	
OZONE GENERATORS AND PARTS					5555
400 U STATES		4854		23944	
		4854		23944	
PAPER MILL MACHINES AND PARTS					5556
100 U KINGDOM		18825		138106	
306 BELGIUM				3528	
327 FRANCE				556	
335 GERMANY				10515	
344 ITALY				32073	
400 U STATES		1062		1652693	
		32073			
		125920			
		177880		1837471	

Articles and Countries from which Imported	MONTH OF DECEMBER 1950		TWELVE MONTHS ENDED DECEMBER 1950		Class Number
	Quantities	Values (\$)	Quantities	Values (\$)	
PULP MILL MACHINES AND PARTS 100 U KINGDOM 400 U STATES				20671 968872	5557
		114173		114173	
POWER PUMPS N O P AND PARTS 100 U KINGDOM 318 DENMARK 327 FRANCE 335 GERMANY 359 NORWAY 375 SWEDEN 376 SWITZRLND 400 U STATES	N0 34	12206	303 2 1 6 1 7 4	125423 638 73 936 1136 1161 957	5558
		1827	20420	4401712	
		1864	20744	4532036	
RIFLE MAKING MACHINERY					5559
ROAD MAKING MACHINERY AND PTS 100 U KINGDOM 306 BELGIUM 400 U STATES		2899		108015 43622	5560
		144466		2847853	
		147365		2999490	
TRENCH AND DITCH MACH AND PTS 100 U KINGDOM 400 U STATES				14298 100571	5561
		476		114869	
ROLLERS STREET ROAD AND PARTS 100 U KINGDOM 400 U STATES	N0 4	856	53	207560	5562
		6337	122	273854	
		7193	175	481414	
ROLLS SAND CAST CHILLED CAST 100 U KINGDOM 400 U STATES		13521		38561	5563
		76846		1124232	
		90367		1162793	
SAWMILL MACHINERY AND PARTS 100 U KINGDOM 306 BELGIUM 400 U STATES				651 34557	5564
		13610		612209	
		33863		647417	
		47473			
SCRAPERS RAILWAY OR ROAD 400 U STATES		25365		297380	5565
		25365		297380	
SHOE MACHINERY AND PARTS 100 U KINGDOM 317 CZECHO S 318 DENMARK 327 FRANCE 335 GERMANY 344 ITALY 375 SWEDEN 376 SWITZRLND 400 U STATES		148		8727 509 5385 8012 8369 7231 448 1020	5566
		64314		573523	
		64773		613224	
SHOVELS POWER AND PARTS 100 U KINGDOM 400 U STATES	N0 23	8047	34	467751	5567
		447279	431	6151346	
		455326	465	6619097	
STAVE MAKING MACH AND PARTS 400 U STATES		1492		4439	5568
		1492		4439	
STREET CLEANING MACH AND PARTS 376 SWITZRLND 400 U STATES				2456 307411	5569
		51925		309867	
		51925			
BEEET SUGAR MACHINERY AND PARTS 100 U KINGDOM 400 U STATES				1348 653879	5570
		10603		655227	
		10603			
VENEER DRYING MACHINES AND PTS 400 U STATES		554		152904	5571
		554		152904	
WATER METERS N O P AND PARTS 100 U KINGDOM 400 U STATES	N0 14	334	78	13146	5572
		5580	242	192502	
		5914	320	205648	
WATER TURBINES AND PARTS 100 U KINGDOM 335 GERMANY 375 SWEDEN 376 SWITZRLND 400 U STATES				25336 1139 6651 8590	5573
		6651		356137	
		75747		397853	
		82398			
WIRE STITCHER STAPLERS AND PTS 100 U KINGDOM 375 SWEDEN 400 U STATES		225		22528	5574
		2581		6154	
		67848		619647	
		70654		648329	
YARN CORD FABRIC MACH AND PTS 100 U KINGDOM 305 AUSTRIA 306 BELGIUM 317 CZECHO S 327 FRANCE 335 GERMANY 344 ITALY 354 NETHRLNDS		258235		2328405 543 47002 30123 7090 9176 58598 1357	5575
		18018			
		2494			
		5572			
		21160			

## IMPORTS INTO CANADA FOR CONSUMPTION

Articles and Countries from which Imported	MONTH OF DECEMBER 1950		TWELVE MONTHS ENDED DECEMBER 1950		Class Number
	Quantities	Values (\$)	Quantities	Values (\$)	
376 SWITZERLAND		12291		103964	
400 U STATES		1416436		15276560	
		1734206		17862818	
ALL MACHINERY N O P AND PARTS					5576
100 U KINGDOM		163827		2190935	
204 S RHOD				7991	
234 AUSTRALIA		2992		5395	
306 BELGIUM		3945		10138	
317 CZECHOS		284		1685	
318 DENMARK		2022		29661	
326 FINLAND				873	
327 FRANCE		242		58882	
335 GERMANY		7515		119394	
344 ITALY		1744		11489	
347 JAPAN				492	
352 MEXICO				955	
354 NETHRLNDS		846		4703	
359 NORWAY		192		1948	
375 SWEDEN		4930		87243	
376 SWITZRLND		2712		115600	
400 U STATES		2963275		36185080	
		3154526		38832464	
CIGARETTE CIGAR MACH AND PARTS					5577
100 U KINGDOM		6395		419630	
327 FRANCE				4050	
375 SWEDEN				226	
400 U STATES		10756		135098	
		17151		559004	
VENEER OR PLYWOOD MACH AND PTS					5578
100 U KINGDOM		2220		18316	
335 GERMANY				12297	
400 U STATES		24802		345558	
		27022		376171	
PURIFIERS FOR FISH OILS					5579
400 U STATES		2787		20465	
		2787		20465	
FORGED STEEL ROLLS					5580
100 U KINGDOM		5955		19872	
400 U STATES		77332		774755	
		83287		794627	
FIXED METERS GAUGES FOR LIQUID					5581
100 U KINGDOM		128		3124	
400 U STATES		27053		381580	
		27181		384704	
AIR CONDITIONING APP AND PARTS					5582
100 U KINGDOM		1510		73193	
376 SWITZRLND				3193	
400 U STATES		215796		2245791	
		217306		2322177	
DIES IN THE ROUGH					5583
100 U KINGDOM				2366	
327 FRANCE				2256	
400 U STATES		1532		35063	
		1532		39685	
BOTTILING MACHINES AND PARTS					5584
100 U KINGDOM				3802	
318 DENMARK				4169	
400 U STATES		190152		2078626	
		190152		2086597	
BULLDOZERS EARTHMOVERS AND PTS	NO				5585
100 U KINGDOM	1	2363	94	200345	
234 AUSTRALIA				231	
381 ALASKA				609	
400 U STATES		128	1897	8685381	
		129	1991	8886566	
CONVEYING EQUIPMENT AND PARTS					5586
100 U KINGDOM		3696		49457	
375 SWEDEN				3158	
400 U STATES		137799		2565653	
		141495		2618268	
POWER JACKS AND PARTS	NO				5587
100 U KINGDOM	41	2397	2784	73801	
375 SWEDEN			327	3713	
400 U STATES		2348	24285	797125	
		2389	27396	874709	
STONE CRUSHING MACH AND PARTS					5588
100 U KINGDOM				4694	
400 U STATES		55579		1054076	
		55579		1058770	
WOODWORKING MACH AND PARTS N O P					5589
100 U KINGDOM		27012		209637	
327 FRANCE				12481	
335 GERMANY		4420		21469	
376 SWITZRLND				13091	
400 U STATES		287548		2488213	
		318980		2744891	
SPRINGS FOR SURGICAL TRUSSES	LB				5591
400 U STATES			174	628	
			174	628	
SPRINGS FOR RAILWAY VEHICLES					5592
400 U STATES		1638		58048	
		1638		58048	



Articles and Countries from which Imported	MONTH OF DECEMBER 1950		TWELVE MONTHS ENDED DECEMBER 1950		Class Number
	Quantities	Values (\$)	Quantities	Values (\$)	
SPRINGS FOR OTHER VEHICLES					
100 U KINGDOM				2908	5593
400 U STATES		1378		11988	
		1378		14896	
SPRINGS FOR FURNITURE					5594
100 U KINGDOM				236	
400 U STATES		169		6219	
		169		6455	
SPRINGS FOR CLOCKS					5595
400 U STATES		111		30671	
		111		30671	
BATHS BATHTUBS OF STEEL					5600
100 U KINGDOM		998		56675	
335 GERMANY				20630	
400 U STATES		37768		482164	
		38766		559669	
BASINS CLOSETS SINKS					5601
100 U KINGDOM		11962		74107	
335 GERMANY		21202		36568	
375 SWEDEN				66	
400 U STATES		37939		440046	
		71103		550787	
CONTAINERS TINPLATE FOR FOOD					5602
400 U STATES		22904		1075354	
		22904		1075354	
CONTAINERS TINPLATE M O P					5603
100 U KINGDOM		816		38655	
231 HONG KONG		42		174	
309 BRAZIL		187		3280	
381 ALASKA				392	
400 U STATES		56756		804433	
		57801		846934	
HOLLOW WARE ENAMELLED IRON					5604
100 U KINGDOM		6599		67240	
306 BELGIUM				714	
354 NETHRLNDS				2818	
375 SWEDEN		11		715	
400 U STATES		63920		301864	
		70530		373351	
HOLLOW WARE IRON M O P					5605
100 U KINGDOM		848		33860	
231 HONG KONG				159	
327 FRANCE				921	
335 GERMANY		741		1799	
375 SWEDEN				261	
400 U STATES		235809		2552391	
		237398		2589391	
KITCHEN DAIRY HOLLOW WARE TIN					5606
100 U KINGDOM				3572	
335 GERMANY		677		16367	
400 U STATES		2744		182585	
		3421		202524	
MFRS OF TIN AND TINPLATE M O P					5607
100 U KINGDOM		12926		115080	
231 HONG KONG		21		679	
309 BRAZIL				895	
313 CHINA				98	
327 FRANCE				2315	
335 GERMANY		76		1148	
347 JAPAN		64		2861	
352 MEXICO				38	
354 NETHRLNDS		336		2942	
376 SWITZRLND				26	
381 ALASKA				69	
400 U STATES		142676		1962842	
		156099		2089000	
ANVILS AND VISES					5621
100 U KINGDOM		8390		72584	
335 GERMANY				867	
375 SWEDEN				2595	
400 U STATES		16213		193550	
		24603		269596	
AUGERS BITS AND DRILLS					5622
100 U KINGDOM		54588		544923	
234 AUSTRALIA		9618		21161	
327 FRANCE				9440	
335 GERMANY		4107		63224	
347 JAPAN		2287		5151	
375 SWEDEN		423		10452	
376 SWITZRLND		140		297	
400 U STATES		120175		1222685	
		191338		1877333	
AXES					5623
335 GERMANY	DOZ		185	1355	
375 SWEDEN		133	1327	11664	
400 U STATES		25	456	7520	
		158	1968	20609	
FILES M O P AND RASPS					5624
100 U KINGDOM	DOZ	761	8158	20182	
335 GERMANY		41	95	943	
375 SWEDEN				36844	
376 SWITZRLND		13	142	4676	
400 U STATES		6303	66744	329726	
		7118	89947	392371	

## IMPORTS INTO CANADA FOR CONSUMPTION

Articles and Countries from which Imported	MONTH OF DECEMBER 1950		TWELVE MONTHS ENDED DECEMBER 1950		Class Number	
	Quantities	Values (\$)	Quantities	Values (\$)		
HACK SAW BLADES	100 U KINGDOM	3678		45638	5625	
	317 CZECHO S	3515		3515		
	335 GERMANY	105		1046		
	375 SWEDEN			987		
	376 SWITZRLND			592		
	400 U STATES	12667		178057		
		19965		229835		
SAWS N O P	100 U KINGDOM	11866		62112	5626	
	231 HONG KONG	108		108		
	306 BELGIUM			141		
	317 CZECHO S			2386		
	327 FRANCE			1676		
	335 GERMANY	2040		15257		
	359 NORWAY	11604		12901		
	375 SWEDEN	6371		180373		
	376 SWITZRLND			1864		
	400 U STATES	38397		355781		
		70386		632599		
WRENCHES	100 U KINGDOM	4558		33063	5627	
	234 AUSTRALIA			203		
	335 GERMANY	7523		58457		
	375 SWEDEN			6055		
	376 SWITZRLND			234		
	400 U STATES	94319		1275073		
		106400		1373085		
ADZES CLEAVERS HATCHETS PLANES	100 U KINGDOM	14343		182897	5628	
	231 HONG KONG			106		
	234 AUSTRALIA			6942		
	327 FRANCE			299		
	335 GERMANY	2673		46221		
	347 JAPAN	999		1230		
	375 SWEDEN	4902		53616		
	376 SWITZRLND			744		
	400 U STATES	75034		904341		
			97951			1196396
ENGINEERS PRECISION TOOLS	100 U KINGDOM	21047		256038	5629	
	207 UN SO AFR			90		
	234 AUSTRALIA	487		1219		
	317 CZECHO S			449		
	327 FRANCE			1748		
	335 GERMANY			59757		
	347 JAPAN	3604		21083		
	375 SWEDEN	1427		55897		
	376 SWITZRLND	8974		111652		
	400 U STATES	138955		1979788		
		174494		2487721		
TOOLS N O P	100 U KINGDOM	27861		359019	5630	
	231 HONG KONG	26		334		
	234 AUSTRALIA			2527		
	306 BELGIUM			34		
	317 CZECHO S	1682		3118		
	318 DENMARK			171		
	327 FRANCE	2160		3910		
	335 GERMANY	4305		55410		
	344 ITALY			431		
	347 JAPAN	1008		2168		
	375 SWEDEN	666		26638		
	376 SWITZRLND	297		6041		
	381 ALASKA			16		
	400 U STATES	225071		3080444		
			263076			3540261
FILES MANICURE	100 U KINGDOM	140		6295	5631	
	327 FRANCE			405		
	335 GERMANY	153		5087		
	400 U STATES	1887		33587		
		2180		45374		
TOOLS FOR USE IN MACHINES	100 U KINGDOM	9385		58976	5632	
	335 GERMANY			4091		
	359 NORWAY			408		
	375 SWEDEN	4474		7692		
	376 SWITZRLND			10730		
	400 U STATES	223177		1336427		
		237036		1418324		
AUTOMOBILES FREIGHT NEW	NO				5641	
	100 U KINGDOM	528	453161	5173		4824792
	317 CZECHO S			10		6019
		129	424248	1587	5756886	
		657	877409	6770	10587697	
AUTOS PASS NEW UNDER 1200 DOL	NO				5642	
	100 U KINGDOM	3702	3144861	75801		64989608
	317 CZECHO S	6	3861	761		501914
	327 FRANCE			122		88575
	344 ITALY			19		16611
	400 U STATES	1	989	11		11364
		3709	3149711	76714	65608072	
AUTOS PASS NEW 1200 TO 2100 DOL	NO				5643	
	100 U KINGDOM	96	155864	1364		1980698
	317 CZECHO S			1		1258

Articles and Countries from which Imported	MONTH OF DECEMBER 1950		TWELVE MONTHS ENDED DECEMBER 1950		Class Number
	Quantities	Values (\$)	Quantities	Values (\$)	
327 FRANCE			4	5690	
400 U STATES	330	601156	2422	4183527	
AUTOS PASS NEW N O P	426	757020	3791	6171173	
100 U KINGDOM	NO				5644
227 BAHAMAS	6	30009	494	1327141	
400 U STATES	109	272769	721	1843591	
MOTOR OMNIBUSES NEW	115	302778	1217	3182345	
100 U KINGDOM	NO				5645
400 U STATES	4	34361	7	68688	
PARTS OF MOTOR BUS BODIES 4381	4	34361	29	299314	
100 U KINGDOM			36	368002	5646
400 U STATES		434135		2818	
AXLES BRAKES CLUTCHES TRUCK		434135		5939990	
100 U KINGDOM		2651		53505	5648
400 U STATES		438855		7241393	
AUTO PARTS OF STEEL 438E3		441506		7294898	
100 U KINGDOM		379771		2574813	5649
234 AUSTRALIA				216	
317 CZECHO S				10077	
327 FRANCE				7520	
344 ITALY				1954	
381 ALASKA				62	
400 U STATES		4417287		45433018	
BICYCLES N O P		4797058		48027660	
100 U KINGDOM	NO				5651
305 AUSTRIA	705	14927	27426	553836	
306 BELGIUM	6	87	250	4756	
317 CZECHO S			18	643	
327 FRANCE	1	28	51	828	
344 ITALY	24	333	693	16812	
354 NETHRLNDS	1	40	170	6504	
375 SWEDEN			9	288	
400 U STATES	19	688	12	322	
BICYCLE PARTS	756	16103	29283	605094	
100 U KINGDOM		26988		549969	5652
306 BELGIUM				225	
327 FRANCE				674	
335 GERMANY				5137	
344 ITALY		561		1752	
375 SWEDEN				291	
400 U STATES		3926		55999	
CARS RAILWAY BOX AND FLAT		31475		614047	
400 U STATES	NO				5653
CARS RAILWAY PASSENGER	22	29609	102	134058	
100 U KINGDOM	22	29609	102	134058	5654
400 U STATES			5	1173	
CARS RAILWAY TANK			29	53498	
400 U STATES			34	54671	
CARS RAILWAY N O P	NO				5655
400 U STATES	5	6760	2805	4342644	
CARS RAILWAY PARTS OF	5	6760	2805	4342644	
100 U KINGDOM	NO				5656
400 U STATES	3	25977	88	121773	
MOTOR RAIL CARS AND PARTS	3	25977	88	121773	
100 U KINGDOM				2209	5657
400 U STATES		169345		1192221	
MOTOR RAIL CARS AND PARTS		169345		1194430	
100 U KINGDOM	NO				8658
381 ALASKA		611		2570	
400 U STATES	15	25	1	1109	
MOTOR CYCLES SIDE CARS AND PTS	15	165771	109	1005734	
100 U KINGDOM	NO				5660
305 AUSTRIA	68	32633	6449	1778036	
317 CZECHO S	16	3242	1485	246078	
327 FRANCE			4	369	
335 GERMANY	38	6780	94	12317	
344 ITALY			5	1254	
375 SWEDEN			3	511	
400 U STATES	10	14119	347	479891	
MOTOR VEHICLES N O P	132	56774	8397	2521011	
100 U KINGDOM	NO				5661
224 JAMAICA	14	25334	63	105946	
227 BAHAMAS			1	1909	
317 CZECHO S			2	3787	
327 FRANCE			5	3490	
344 ITALY			1	1031	
364 PHIL			1	786	
400 U STATES	227	336825	1932	2921757	
TRACTION ENGINES N O P AND PARTS	241	362159	2006	3039961	
400 U STATES	NO				5663
				128	
				128	

## IMPORTS INTO CANADA FOR CONSUMPTION

Articles and Countries from which Imported	MONTH OF DECEMBER 1950		TWELVE MONTHS ENDED DECEMBER 1950		Class Number
	Quantities	Values (\$)	Quantities	Values (\$)	
TRICYCLES N O P	NO				5664
100 U KINGDOM	4	58	1071	12182	
400 U STATES	108	371	4666	18204	
	112	429	5737	30386	
AUTOMOBILE PARTS TARIFF 438B					5665
100 U KINGDOM		47662		295902	
400 U STATES		838825		10376381	
		886487		10672283	
AUTOMOBILE PARTS TARIFF 438C					5666
100 U KINGDOM		8584		186425	
317 CZECHOS				2838	
327 FRANCE				1260	
344 ITALY				126	
400 U STATES		495266		4587336	
		503850		4777985	
AUTO PARTS 438C1 438C2 438C3					5667
100 U KINGDOM		11614		75903	
400 U STATES		4780306		62295862	
		4791920		62371785	
AUTO PARTS NOT STEEL 438E3 4					5669
100 U KINGDOM		148919		1043104	
306 BELGIUM				860	
317 CZECHOS				5266	
327 FRANCE		1540		8396	
335 GERMANY				20976	
344 ITALY				1438	
354 NETHHLNDS				859	
375 SWEDEN				3005	
400 U STATES		1763316		18233515	
		1913775		19317419	
FRAMES FOR BICYCLES	NO				5670
100 U KINGDOM			50	207	
			50	207	
TRUCKS BODIES FOR STREET CARS					5671
400 U STATES		25063		25172	
		25063		25172	
FACTORY WAREHOUSE TRUCKS MOTOR	NO				5672
100 U KINGDOM	7	24719	57	180253	
335 GERMANY			2	1431	
400 U STATES	102	331511	1025	2904503	
	109	356230	1084	3086187	
ROLLER BEARINGS AND PARTS					5680
100 U KINGDOM		6568		85774	
335 GERMANY		2230		12567	
375 SWEDEN		41882		220613	
400 U STATES		189306		2116334	
		239986		2435288	
ANCHORS FOR VESSELS	CWT				5681
100 U KINGDOM			975	9927	
400 U STATES	99	5399	2749	53599	
	99	5399	3724	63526	
ANNULAR BALL BEARINGS FOR AUTO					5682
100 U KINGDOM		5521		31763	
375 SWEDEN		1285		39617	
400 U STATES		260297		3074684	
		267103		3146064	
BALLS ROLLERS FOR BEARINGS					5683
100 U KINGDOM				311	
375 SWEDEN		2687		37106	
400 U STATES		8096		100394	
		10783		137811	
BURNISHING BALLS					5684
400 U STATES				8196	
				8196	
BALL BEARINGS AND PARTS N O P					5685
100 U KINGDOM		17499		288622	
305 AUSTRIA		2758		2758	
327 FRANCE				1043	
335 GERMANY		1263		12289	
344 ITALY				34	
375 SWEDEN		37959		553033	
376 SWITZRLND				1245	
400 U STATES		236735		2507418	
		296214		3366442	
BOTTLES STEEL FOR GAS					5686
100 U KINGDOM		55589		86100	
220 BERMUDA				8250	
224 JAMAICA				114	
227 BAHAMAS		900		4830	
359 NORWAY				452	
400 U STATES		37287		928191	
		93776		1027937	
BAYONETS SWORDS FOILS MASKS					5687
100 U KINGDOM		323		3228	
327 FRANCE		76		1677	
344 ITALY				273	
400 U STATES				51	
		399		5229	
MATERIALS FOR CREAM SEPARATORS					5688
DRUMS CYLINDERS BARRELS TANKS					5690
100 U KINGDOM		4129		22530	
225 TRINIDAD				901	
381 ALASKA				3074	
400 U STATES		93773		1107935	
		97902		1134440	

Articles and Countries from which Imported	MONTH OF DECEMBER 1950		TWELVE MONTHS ENDED DECEMBER 1950		Class Number
	Quantities	Values (\$)	Quantities	Values (\$)	
FRAMES FOR PURSES RETICULES					5691
100 U KINGDOM		9360		38012	
306 BELGIUM		432		10475	
327 FRANCE				1562	
335 GERMANY		176		368	
400 U STATES		66156		621362	
		76124		671779	
FURNITURE OF METAL					5692
100 U KINGDOM		22476		231369	
327 FRANCE				334	
335 GERMANY		512		576	
354 NETHRLNDS				1125	
375 SWEDEN				4920	
376 SWITZRLND				628	
400 U STATES		77144		1004928	
		100132		1243880	
MATERIALS FOR BUOYS					5693
100 U KINGDOM				6161	
400 U STATES		5230		50083	
		5230		56244	
GOLF SHAFTS OF SEAMLESS STEEL					5694
100 U KINGDOM		8676		158441	
375 SWEDEN				2569	
400 U STATES		277		14524	
		8953		175534	
MATERIALS FOR RIFLES					5695
METAL PARTS FOR SHOTGUNS					5696
400 U STATES		4169		33076	
		4169		33076	
GUN BARRELS ROUGH BOREO					5697
100 U KINGDOM				95	
400 U STATES		59		889	
		59		984	
GUNS RIFLES AIR GUNS FIREARMS					5698
100 U KINGDOM		4023		105553	
306 BELGIUM				6063	
317 CZECHO S		490		617	
335 GERMANY				92	
359 NORWAY				476	
372 SPAIN				1018	
375 SWEDEN				5010	
400 U STATES		17244		244115	
		21757		362944	
GUNS NOT MADE IN CANADA					5699
100 U KINGDOM		12116		416696	
306 BELGIUM		2697		238154	
317 CZECHO S		170		74863	
318 DENMARK				15984	
327 FRANCE				693	
335 GERMANY		1218		1218	
344 ITALY		865		5685	
372 SPAIN				1007	
375 SWEDEN		2778		76048	
400 U STATES		53727		1113575	
		73571		1943923	
KNIFE FORK SCISSORS BLANKS					5700
100 U KINGDOM		204		599	
400 U STATES		15176		167092	
		15380		167691	
METAL PARTS LOOSELEAF BINDERS					5701
100 U KINGDOM				16426	
400 U STATES		23060		263551	
		23060		279977	
MAGIC LANTERNS AND SLIDES					5702
100 U KINGDOM		2298		39995	
234 AUSTRALIA				612	
306 BELGIUM				1845	
327 FRANCE		288		34624	
335 GERMANY				871	
347 JAPAN		423		1381	
375 SWEDEN				76	
376 SWITZRLND				111	
400 U STATES		90652		861106	
		93661		940621	
PRESSEO STEEL BELT PULLEYS					5703
100 U KINGDOM		2986		28947	
400 U STATES		7346		75888	
		10332		104835	
RAILWAY TIES FISH PLATES IRON					5704
100 U KINGDOM	CWT	3885	18020	56246	261919
306 BELGIUM				790	2335
400 U STATES		1442	9275	44880	259425
		5327	27295	101916	523679
RAILWAY INTERSECTION LAYOUTS					5705
100 U KINGDOM				378	
400 U STATES		3204		83368	
		3204		83746	
SAFES AND DOORS FOR VAULTS					5706
100 U KINGDOM		17982		53654	
400 U STATES		24815		435254	
		42797		488908	
SCALES BALANCES WEIGHING BEAMS					5707
100 U KINGDOM		12484		131902	
327 FRANCE				1073	
335 GERMANY		2680		30130	

## IMPORTS INTO CANADA FOR CONSUMPTION

Articles and Countries from which imported	MONTH OF DECEMBER 1950		TWELVE MONTHS ENDED DECEMBER 1950		Class Number
	Quantities	Values (\$)	Quantities	Values (\$)	
354 NETHRLNDS				49 46	
375 SWEDEN		16		7 71	
376 SWITZRLND		1481		149 29	
400 U STATES		73607		1061642	
STEEL WOOL		90268		1245393	
400 U STATES		1646		12009	5708
		1646		12009	
LATH OF IRON OR STEEL	CWT				5709
100 U KINGDOM	6449	36085	33982	250664	
354 NETHRLNDS			2162	7336	
400 U STATES	1428	17647	4908	64819	
	7877	53732	41052	322819	
VALVES IRON OR STEEL N O P					5713
100 U KINGDOM		23430		265079	
400 U STATES		347018		3832582	
		370448		4097661	
MANUFACTURES OF IRON STEEL N O P					5714
100 U KINGDOM		273236		2133464	
231 HONG KONG				231	
234 AUSTRALIA				1169	
305 AUSTRIA				983	
306 BELGIUM		228		4514	
317 CZECHO S		209		1865	
318 DENMARK		79		1100	
327 FRANCE		1685		25079	
335 GERMANY		3096		68367	
344 ITALY		299		2077	
347 JAPAN		129		3995	
354 NETHRLNDS				4088	
359 NORWAY				8947	
375 SWEDEN		5758		68215	
376 SWITZRLND		327		4008	
381 ALASKA				439	
400 U STATES		2080393		25251361	
		2373439		27579902	
COOKING STOVES COAL OR WOOD	NO				5715
100 U KINGDOM			13	1778	
400 U STATES	22	1201	600	29550	
	22	1201	613	31328	
COOKING STOVES ELEC OVER 2500L	NO				5716
100 U KINGDOM			2	544	
400 U STATES	78	12091	2313	217414	
	78	12091	2315	217958	
COOKING STOVES GAS OVER 10 DOL	NO				5717
100 U KINGDOM	50	1187	53	1261	
400 U STATES	535	52712	7996	615135	
	585	53899	8049	616396	
COOKING STOVES OIL OVER 10 DOL	NO				5718
100 U KINGDOM	516	7859	1533	23864	
375 SWEDEN			167	4621	
400 U STATES	143	6059	1735	68466	
	659	13918	3435	96951	
FURNACES DOMESTIC HOT WATER					5719
400 U STATES		6280		53885	
		6280		53885	
FURNACES DOMESTIC WARM AIR	NO				5720
400 U STATES	189	28390	1035	163031	
	189	28390	1035	163031	
OIL BURNERS	NO				5721
100 U KINGDOM	1	571	1	571	
400 U STATES	554	92743	7842	1148081	
	555	93314	7843	1148652	
RADIATORS CABT IRON	80 FT				5722
400 U STATES	2628	2372	19754	18255	
	2628	2372	19754	18255	
ELECTRIC COOKING APPARATUS N O P					5723
100 U KINGDOM		67086		509065	
317 CZECHO S				1042	
344 ITALY				1665	
400 U STATES		201588		1182276	
		268674		1694048	
HEATING COOKING APPARATUS N O P					5724
100 U KINGDOM		3154		79176	
335 GERMANY		4565		4565	
375 SWEDEN		322		522	
400 U STATES		69838		382514	
		77879		466777	
PARTS HEATING AND COOKING APP					5725
100 U KINGDOM		863		30711	
375 SWEDEN				44	
400 U STATES		520786		6899193	
		521649		6929948	
OVENS COMMERCIAL BAKERY					5726
100 U KINGDOM				33744	
400 U STATES		6716		265137	
		6716		298881	
GAS STOVE THERMOSTATS LIGHTERS					5727
400 U STATES		25188		330050	
		25188		330050	
HEATERS OIL 20 DOLLARS OR OVER	NO				5728
100 U KINGDOM			11	381	
400 U STATES	1841	63870	26167	1110388	
	1841	63870	26178	1110769	

IMPORTS INTO CANADA FOR CONSUMPTION

Articles and Countries from which Imported	MONTH OF DECEMBER 1950		TWELVE MONTHS ENDED DECEMBER 1950		Class Number
	Quantities	Values (\$)	Quantities	Values (\$)	
METAL STAMPINGS FOR BATHTUBS 400 U STATES	CWT 2029	26669	42240	598424	5729
INDUSTRIAL FURNACES AND PARTS 100 U KINGDOM 375 SWEDEN 400 U STATES		2894		44137	5730
		128954		6314	
		131848		1539031	
RANGE OIL BURNERS 400 U STATES	NO 85	3790	533	14791	5731
WATER HEATERS OF ALL TYPES 100 U KINGDOM 400 U STATES	NO 173	3790	533	14791	5732
		18407	226	8432	
		18407	2461	151477	
			2687	159909	





Articles and Countries from which Imported	MONTH OF DECEMBER 1950		TWELVE MONTHS ENDED DECEMBER 1950		Class Number
	Quantities	Values (\$)	Quantities	Values (\$)	
<u>GROUP 6</u>					
<b>NONFERROUS METALS AND PRODUCTS</b>					
ALUMINA					
100 U KINGDOM	CWT 45	480	490	5568	6001
400 U STATES	122	2157	4304	74365	
		2637	4794	79933	
BAUXITE ORE					
210 G COAST	CWT 1125101	297448	899516	250959	6002
221 B GUIANA			33583912	7091870	
224 JAMAICA			5000	1625	
225 TRINIDAD			149184	28972	
328 FR AFRICA			224000	50000	
356 SURINAM			551527	227617	
400 U STATES	164264	242189	1819401	2239082	
	1289365	539637	37232540	9890125	
CRYOLITE OR KRYOLITE					
318 DENMARK	CWT 41887	299414	52910	381184	6003
400 U STATES	20116	199014	21778	217484	
	62003	498428	74688	598668	
ALUMINUM PIGS INGOTS BLOCKS					
100 U KINGDOM	CWT		873	9127	6004
400 U STATES	5	188	390	49264	
	5	188	1263	59091	
ALUMINUM SCRAP					
400 U STATES	CWT 81	811	8495	73785	6005
	81	811	8495	73785	
ALUMINUM ANGLES CHANNELS BEAMS					
100 U KINGDOM	CWT		22	660	6006
400 U STATES	462	43123	4796	414065	
	462	43123	4818	414725	
ALUMINUM BAR ROD AND WIRE RODS					
100 U KINGDOM	CWT		5	193	6007
400 U STATES	1359	47154	5618	191545	
	1359	47154	5623	191738	
ALUMINUM LEAF OR FOIL					
100 U KINGDOM		1251		7585	6009
344 ITALY				48	
400 U STATES		9448		123457	
		10699		131090	
ALUMINUM PIPES AND TUBES					
100 U KINGDOM	CWT		1091	31006	6010
400 U STATES	35	2656	2103	109947	
	35	2656	3194	140953	
ALUMINUM PLATEB SHEETS STRIPS					
100 U KINGDOM	CWT 1943	51201	14833	365131	6011
400 U STATES	1902	80929	19103	769980	
	3845	132130	33936	1135111	
ALUMINUM POWDER					
400 U STATES	LB 54670	19026	130905	57128	6012
	54670	19026	130905	57128	
ALUMINUM WIRE AND CABLE					
100 U KINGDOM	CWT		3	112	6013
400 U STATES	16	1239	75	5410	
	16	1239	78	5522	
ALUMINUM HOUSEHOLD HOLLOW WARE					
100 U KINGDOM		12467		301576	6014
306 BELGIUM		151		2584	
335 GERMANY				4506	
344 ITALY				339	
375 SWEDEN				794	
376 SWITZRLND		509		3294	
400 U STATES		41079		338684	
		54206		651777	
ALUMINUM MANUFACTURES N O P					
100 U KINGDOM		12926		332460	6015
305 AUBTRIA				553	
318 DENMARK		14		663	
327 FRANCE		2973		7501	
335 GERMANY		893		7972	
344 ITALY		66		328	
347 JAPAN				1839	
359 NORWAY				1030	
375 SWEDEN				1127	
376 SWITZRLND				7271	
400 U STATES		484248		4925400	
		501120		5286144	
BRASS IN BLOCKS INGOTS OR PIGS					
100 U KINGDOM	CWT 278	6768	9086	146213	6021
400 U STATES	3	192	5	320	
	281	6960	9091	146533	
BRASS SCRAP					
100 U KINGDOM	CWT		7	52	6022
220 BERMUDA			180	3680	
400 U STATES	862	17253	17036	325874	
	862	17253	17223	329606	
BRASS IN BARS AND RODS					
100 U KINGDOM	CWT 113	3498	4185	95612	6023
400 U STATES	75	3244	1635	71006	
	188	6742	5820	166618	
BRASS IN STRIPS SHEETS PLATES					
100 U KINGDOM	CWT		1160	35280	6024
400 U STATES	322	19819	2422	135670	
	322	19819	3582	170950	

## IMPORTS INTO CANADA FOR CONSUMPTION

Articles and Countries from which Imported	MONTH OF DECEMBER 1950		TWELVE MONTHS ENDED DECEMBER 1950		Class Number
	Quantities	Values (\$)	Quantities	Values (\$)	
BRASS TUBING					
100 U KINGDOM	CWT 125	5212	916	35792	6025
400 U STATES	352	28200	8213	500614	
	477	33412	9129	536406	
METAL CAPS FOR ELEC BATTERIES					
400 U STATES		4186		60172	6026
		4186		60172	
BRASS CUPS FOR PAPER CARTRIDGE					6027
BRASS OR BRONZE COIN LOCKS					6029
400 U STATES		780		6038	
		780		6038	
BRASS HAND PUMPS N O P					6030
100 U KINGDOM				872	
400 U STATES		438		15325	
		438		16267	
BRASS VALVES					6031
100 U KINGDDM		140		21318	
318 DENMARK				395	
344 ITALY				3806	
400 U STATES		197318		2279603	
		197458		2305122	
BRASS METERS AND PARTS					6032
100 U KINGDOM		2378		34085	
400 U STATES		23739		165676	
		26117		199761	
BRASS WIRE N O P					6033
100 U KINGDOM	LB 100	49	2010	1274	
335 GERMANY			200	89	
400 U STATES	4224	3371	85628	51835	
	4324	3420	87838	53198	
BRASS WIRE CLOTH OR WOVEN WIRE					6034
100 U KINGDOM		74		2119	
375 SWEDEN				1938	
400 U STATES		420		20429	
		494		24486	
BRASS MANUFACTURE S N O P					6035
100 U KINGDDM		58157		445955	
215 INDIA		1609		24227	
231 HONG KONG		582		3883	
234 AUSTRALIA				1556	
305 AUSTRIA		18		156	
306 BELGIUM		93		2309	
313 CHINA		3201		11352	
317 CZECHO S				631	
318 DENMARK				418	
327 FRANCE		452		20151	
335 GERMANY		1296		7987	
344 ITALY		247		10360	
347 JAPAN		782		35278	
354 NETHRLNDS		1808		6621	
359 NORWAY				7079	
372 SPAIN				84	
375 SWEDEN		461		4897	
376 SWITZRLND		33		3596	
400 U STATES		844129		9867539	
		912868		10454079	
BRASS WIRE FOR FOURDRINIER					6036
400 U STATES		222		22594	
		5222		22594	
COPPER IN BLDCKS PIGS INGOTS					6042
306 BELGIUM	CWT		2247	52639	
400 U STATES	23	974	201	8205	
	23	974	2448	60844	
COPPER SCRAP					6043
220 BERMUADA	CWT		180	4525	
400 U STATES			9067	201207	
			9247	205732	
COPPER BARS FOR ELECTRIC WIRES					6044
100 U KINGDDM	CWT		23	764	
400 U STATES	2283	59855	32506	729444	
	2283	59855	32529	730208	
COPPER IN BARS OR RDDS N O P					6046
100 U KINGDOM	CWT		36	1991	
400 U STATES	59	2584	666	35931	
	59	2584	702	37922	
COPPER IN STRIPS SHEETS PLATES					6047
100 U KINGDDM	CWT		318	13742	
400 U STATES	419	25651	2616	126408	
	419	25651	2934	140150	
COPPER TUBING					6048
100 U KINGDOM	CWT	101	7916	789	37791
400 U STATES	210	14806	3731	257957	
	311	22722	4520	295748	
COPPER RDLERS FOR WALL PAPER					6049
100 U KINGDDM		25046		108215	
400 U STATES		5774		36125	
		30820		144340	
COPPER WIRE N O P					6050
100 U KINGDOM	LB 384	295	106821	43583	
400 U STATES	1778	1638	118930	39242	
	2162	1933	225751	82825	
COPPER WIRE CLDTH WOVEN WIRE					6051
100 U KINGDDM				3143	
400 U STATES		188		5020	
		188		8163	

Articles and Countries from which Imported	MONTH OF DECEMBER 1950		TWELVE MONTHS ENDED DECEMBER 1950		Class Number
	Quantities	Values (\$)	Quantities	Values (\$)	
COPPER MANUFACTURES OF N O P					
100 U KINGDOM		297		10599	6052
313 CHINA		145		234	
327 FRANCE				338	
344 ITALY		90		1057	
354 NETHRLNDS				411	
400 U STATES		67351		652527	
		67883		665166	
LEAD IN PIGS AND BLOCKS	LB				6061
100 U KINGDOM			48423	6494	
347 JAPAN			421022	40050	
352 MEXICO			1120000	127473	
363 PERU			100068	13413	
388 YUGO SLAV			123380	16241	
400 U STATES	1000	242	660187	91264	
	1000	242	2473080	294935	
LEAD OLD AND SCRAP	LB				6062
100 U KINGDOM			48362	2720	
220 BERMUDA			10000	995	
316 CUBA			105215	6976	
354 NETHRLNDS			330707	36378	
400 U STATES			8045	973	
			502329	48042	
LEAD IN BARS AND SHEETS	LB				6063
100 U KINGDOM	1408	272	33724	6049	
400 U STATES			4394	991	
	1408	272	38118	7040	
LEAD PIPE	LB				6064
LEAD CAPSULES FOR BOTTLES					6065
100 U KINGDOM				13965	
327 FRANCE				652	
354 NETHRLNDS		3025		11423	
400 U STATES				5730	
		3025		31770	
LEAD SHOT AND BULLETS	LB				6066
100 U KINGDOM			3646	925	
400 U STATES			3025	948	
			6671	1873	
TEA LEAD	LB				6067
LEAD MANUFACTURES N D P					6068
100 U KINGDOM		1082		17452	
313 CHINA		16		16	
318 DENMARK				648	
327 FRANCE				4516	
335 GERMANY				2723	
344 ITALY		56		237	
347 JAPAN				10593	
354 NETHRLNDS		139		1266	
400 U STATES		9763		173724	
		11056		211175	
RODS 90 PC NICKEL FOR WIRE	LB				6070
400 U STATES			728	579	
			728	579	
NICKEL NICKEL SILVER IN INGOTS	LB				6071
400 U STATES	3088	1465	41886	20811	
	3088	1465	41886	20811	
NICKEL BARS RODS STRIPS SHEETS	LB				6072
100 U KINGDOM	105	232	12749	11610	
359 NORWAY			30682	18139	
400 U STATES	128460	102371	2355368	1827115	
	128565	102603	2398799	1856864	
NICKEL SILVER BARS RODS STRIPS	LB				6073
400 U STATES			104060	54648	
			104060	54648	
NICKEL CHROMIUM IN BARS RODS	LB				6074
400 U STATES	9903	12178	128467	149272	
	9903	12178	128467	149272	
NICKEL MANUFACTURES NOT PLATED					6075
100 U KINGDOM		1611		29487	
327 FRANCE		292		1142	
344 ITALY		197		1051	
400 U STATES		18457		305123	
		20557		336803	
NICKEL AND PLATED HOLLOW WARE					6076
100 U KINGDOM				5550	
400 U STATES		370		7316	
		370		12866	
NICKEL PLATED WARE N O P					6077
100 U KINGDOM		27574		389243	
231 HONG KONG		668		4006	
305 AUSTRIA		507		35904	
306 BELGIUM				699	
317 CZECHOS				839	
327 FRANCE		1505		8634	
335 GERMANY		3956		52191	
344 ITALY		88		8155	
347 JAPAN		19431		214102	
354 NETHRLNDS		432		549	
359 NORWAY				27	
375 SWEDEN		32		961	
376 SWITZRLND				4712	
400 U STATES		261458		3728363	
		315651		4448385	

## IMPORTS INTO CANADA FOR CONSUMPTION

Articles and Countries from which Imported	MONTH OF DECEMBER 1950		TWELVE MONTHS ENDED DECEMBER 1950		Class Number
	Quantities	Values (\$)	Quantities	Values (\$)	
ELECTRO PLATED WARE GILT WARE					
100 U KINGDOM		4 5512		3 987 47	6082
231 HONG KONG				57 78	
234 AUSTRALIA				1 02	
305 AUSTRIA				2 965	
306 BELGIUM				9 20	
317 CZECHO S				4 83	
327 FRANCE		5 48		8 496	
335 GERMANY		4 120		28 701	
344 ITALY		1 37		4 090	
347 JAPAN		4 1639		28 7183	
375 SWEDEN		11		2 20	
376 SWITZRLND		375		5 605	
400 U STATES		7 57173		7 225 76	
		8 49515		7 968866	
GOLD FOR COMMERCIAL PURPOSES	OZ				6083
100 U KINGDOM			3	99	
400 U STATES	120	4 339	1 791	6 4090	
	120	4 339	1 794	6 4189	
GOLD SILVER SWEEPS GOLD FRINGE					6084
100 U KINGDOM				1 48	
327 FRANCE		4 34		66 79	
400 U STATES				2 881	
		4 34		97 08	
GOLD SILVER DUTCH METAL LEAF					6085
100 U KINGDOM		4 072		5 94 22	
335 GERMANY		204		68 16	
344 ITALY				4 95	
400 U STATES		6 796		65 734	
		11 072		132 467	
GOLD MANUFACTURES N O P					6086
100 U KINGDOM		617		11 632	
327 FRANCE				13 27	
335 GERMANY				19 78	
376 SWITZRLND		288		38 02	
400 U STATES		19 780		26 3263	
		20 685		28 2002	
PLATINUM PALLADIUM IRIDIUM					6087
100 U KINGDOM		19 05828		21 260609	
359 NORWAY				3 86	
400 U STATES		6 41		7 8920	
		19 06469		21 339915	
PLATINUM CRUCIBLES					6088
400 U STATES		3 3450		4 92330	
		3 3450		4 92330	
PLAT RETORT FOR SULPHURIC ACIO					6089
400 U STATES				23 21	
				23 21	
BLACK OXIDE COPPER FOR COLOURS	LB				6090
100 U KINGDOM			400	3 08	
400 U STATES			525	1 80	
			925	4 88	
SILVER UNMANUFACTURED	OZ				6091
100 U KINGDOM			190	2 41	
352 MEXICO			32 9090	26 3272	
358 NICARAGUA			21 67	21 57	
400 U STATES	985	804	10 158	80 06	
	985	804	34 1605	27 3676	
COIN FOREIGN EXCEPT GOLD					6092
100 U KINGDOM		9 675		18 541	
363 PERU		22 491		39 602	
		32 166		58 143	
TOILET ARTICLES OF STERLING					6093
100 U KINGDOM		1 580		18 524	
318 DENMARK				3 80	
335 GERMANY				13 48	
400 U STATES		7 88		22 61	
		23 68		22 513	
SILVER MANUFACTURES N O P					6094
100 U KINGDDM		4 2064		55 6203	
215 INDIA				72	
231 HONG KONG				12 71	
313 CHINA				1 89	
318 DENMARK		1 238		35 703	
327 FRANCE		1 27		32 39	
335 GERMANY		7 02		76 52	
344 ITALY		6 37		34 78	
347 JAPAN		2 98		14 057	
352 MEXICO				210	
354 NETHRLNDS		4 29		14 81	
375 SWEDEN		7 30		68 73	
376 SWITZRLNO		9 98		26 07	
400 U STATES		14 472		118 745	
		61 695		751 780	
TIN BLOCKS PIGS OR BARS	CWT				6101
100 U KINGDOM	1	1 22	21 224	19 15493	
218 MALAYA	1284	15 0991	51 800	50 48945	
306 BELGIUM	3360	41 9636	23 028	22 76695	
354 NETHRLNDS			640	580 24	
400 U STATES	2242	24 1866	11 217	10 38173	
	6887	81 2615	10 7909	10 337330	
TIN FOIL	LB				6102
100 U KINGDOM			25 478	5 742	
400 U STATES	1 396	20 42	90 65	111 30	
	1 396	20 42	34 543	168 72	
COLLAPSIBLE TUBES OF METAL					6103
100 U KINGDOM		707		18 71	

Articles and Countries from which Imported	MONTH OF DECEMBER 1950		TWELVE MONTHS ENDED DECEMBER 1950		Class Number
	Quantities	Values (\$)	Quantities	Values (\$)	
327 FRANCE 400 U STATES				358 42619	
ZINC SPelter		1617 2324		44848	6111
ZINC BLOCKS PIGS BARS PLATES 100 U KINGDOM 306 BELGIUM 400 U STATES			18 20	366 357	6112
ZINC STRIP AND SHEETS 100 U KINGDOM 306 BELGIUM 400 U STATES	6 6	760 760	882 920	20199 20922	6113
ZINC DUST 306 BELGIUM 400 U STATES			994 2633	16867 48036	6115
ZINC MANUFACTURES N O P 100 U KINGDOM 306 BELGIUM 318 DENMARK 327 FRANCE 400 U STATES	998 1020	36709 37331	30984 34611	672210 737113	6116
ZINC SLUGS FOR DRY BATTERIES 400 U STATES			551 3596	5738 67133	6117
BABBITT METAL IN BLOCKS BARS 100 U KINGDOM 335 GERMANY 354 NETHRLNDS 400 U STATES			4147	72871	6118
BRITANNIA METAL PIGS BLOCKS 100 U KINGDOM 306 BELGIUM 318 DENMARK 327 FRANCE 400 U STATES		5239		24011 2113 1921 188 2065712	6121
BRITANNIA METAL MANUFACTURES 100 U KINGDOM 344 ITALY 400 U STATES		196288 201527		2093945	6122
CHROMIUM TUNGSTEN FOR ALLOYS 100 U KINGDOM 400 U STATES				432115 432115	6123
ALLOY SLUGS CAST WITH DIAMONDS 400 U STATES				39655 39655	6124
PHOSPHOR TIN PHOSPHOR BRONZE 100 U KINGDOM 335 GERMANY 376 SWITZRLND 400 U STATES				432115	6125
ALLOYS OF COPPER 100 U KINGDOM 400 U STATES				9180 6343 5674 18461	6126
ALLOYS OF MAGNESIUM 100 U KINGDOM 400 U STATES				39658	6127
CLOCKS 100 U KINGDOM 306 BELGIUM 317 CZECHO S 327 FRANCE 335 GERMANY 344 ITALY 347 JAPAN 354 NETHRLNDS 376 SWITZRLND 400 U STATES				8417 362 12834 21613	6128
CLOCK MOVEMENTS AND CASES 100 U KINGDOM 327 FRANCE 335 GERMANY 376 SWITZRLND 400 U STATES				25694 33717 59411	6129
PARTS OF CLOCK MOVEMENTS 100 U KINGDOM 327 FRANCE 335 GERMANY 376 SWITZRLND 400 U STATES				54406 54406	6130
TIME RECORDERS 100 U KINGDOM 376 SWITZRLND 400 U STATES				321522 18659 13905 3021 506811 845259	6131
WATCHES 100 U KINGDOM 305 AUSTRIA				66 3703 3769	6132
				9036 51997 61033	6133
				66 3703 3769	6134
				9036 51997 61033	6135

## IMPORTS INTO CANADA FOR CONSUMPTION

Articles and Countries from which Imported	MONTH OF DECEMBER 1950		TWELVE MONTHS ENDED DECEMBER 1950		Class Number
	Quantities	Values (\$)	Quantities	Values (\$)	
327 FRANCE		41		2338	
335 GERMANY		526		1441	
354 NETHRLNDS				25	
375 SWEDEN				593	
376 SWITZRLND		190478		2105002	
400 U STATES		4276		77659	
		195411		2200172	
WATCH CASES AND PARTS					6136
100 U KINGDOM		959		4268	
306 BELGIUM				940	
327 FRANCE		3027		20481	
335 GERMANY				1441	
376 SWITZRLND		14857		178762	
400 U STATES		84591		1101652	
		103434		1307544	
WATCH ACTIONS AND MOVEMENTS					6137
327 FRANCE				858	
376 SWITZRLND		209257		3934759	
400 U STATES		13648		482832	
		222905		4418449	
PARTS OF WATCH MOVEMENTS					6138
335 GERMANY				127	
376 SWITZRLND		21549		336004	
400 U STATES		18018		354393	
		39567		690524	
BATTERIES FLASHLIGHT AND PARTS					6139
400 U STATES		1785		11141	
		1785		11141	
BATTERIES HEARING AID AND PTS					6140
400 U STATES		18604		285465	
		18604		285465	
BATTERIES ELECTRIC PRIMARY NOP					6141
100 U KINGDOM		187		15639	
400 U STATES		21068		178278	
		21255		193917	
BATTERIES STORAGE N O P PARTS					6142
100 U KINGDOM		8433		59886	
400 U STATES		23154		617937	
		31587		677823	
APPARATUS ELECTRIC HEATING NOP					6143
100 U KINGDOM		3649		16050	
400 U STATES		76474		612691	
		80123		628741	
DYNAMOS GENERATORS AND PTS NOP					6144
100 U KINGDOM		11305		380817	
234 AUSTRALIA				2212	
327 FRANCE				1820	
335 GERMANY				20349	
354 NETHRLNDS		1910		2560	
376 SWITZRLND				505	
400 U STATES		273076		3192493	
		286291		3600156	
FUSES FUSE PLUGS CUTOUPS PARTS					6145
100 U KINGDOM		336		11180	
400 U STATES		59728		439569	
		60064		450749	
FLUORESCENT TUBES ARC LAMPS					6146
NO			1312	1298	
100 U KINGDOM			218484	89678	
400 U STATES	9411	12691	219796	90976	
	9411	12691			
LAMPS ELECTRIC CARBON FILAMENT					6147
NO			8119	2187	
400 U STATES	4540	365	8119	2187	
	4540	365			
LAMPS ELECTRIC METAL FILAMENT					6148
NO			4801	3155	
100 U KINGDOM	400	88	15000	403	
231 HONG KONG	15000	403	550	157	
317 CZECHO S		91	690	129	
335 GERMANY	90	91	2678500	45362	
347 JAPAN	15000	292	1842365	240088	
400 U STATES	38519	5202	4541906	289294	
	69009	6076			
LIGHTS HEAD SIDE TAIL TORCHES					6149
100 U KINGDOM		2157		71558	
231 HONG KONG		41212		230301	
234 AUSTRALIA				2982	
327 FRANCE		582		2046	
335 GERMANY		184		3174	
347 JAPAN		107		1163	
354 NETHRLNDS		173		1282	
376 SWITZRLND				554	
400 U STATES		23685		423072	
		68100		736132	
ELECTRIC LIGHT FIXTURES N O P					6150
100 U KINGDOM		2152		51322	
231 HONG KONG		93		362	
305 AUSTRIA				2117	
306 BELGIUM				1583	
316 CUBA				477	
317 CZECHO S		15210		141089	
318 DENMARK				1864	
326 FINLAND				1180	
327 FRANCE		1986		16797	
335 GERMANY		1756		17498	
344 ITALY		2114		58823	
347 JAPAN		3862		44679	

Articles and Countries from which Imported	MONTH OF DECEMBER 1950		TWELVE MONTHS ENDED DECEMBER 1950		Class Number
	Quantities	Values (\$)	Quantities	Values (\$)	
354 NETHRLNDS				715	
375 SWEDEN		483		3554	
376 SWITZRLND				248	
400 U STATES		300839		3360467	
LIGHTNING ARRESTERS REACTORS		328495		3702775	6151
100 U KINGDOM				147	
375 SWEDEN				2063	
400 U STATES		11275		166262	
MAGNETOS FOR GAS ENGINES		11275		168472	6152
400 U STATES		13064		97980	
METERS ELECTRIC AND PARTS NOP		13064		97980	6153
100 U KINGDOM		2779		73836	
327 FRANCE				128	
376 SWITZRLND		1298		10728	
400 U STATES		69529		885282	
MOTORS ELECTRIC UNDER 10 DOL	NO	73606		969974	6154
100 U KINGDOM	448	1960	9526	57088	
400 U STATES	10280	42208	184807	638780	
MOTORS ELEC OVER 10DOL AND PTS	10728	44168	194333	695868	6155
100 U KINGDOM		103440		1000832	
306 BELGIUM				46086	
317 CZECHO S				30	
318 DENMARK				478	
327 FRANCE				235	
335 GERMANY		198		2901	
344 ITALY		1229		1910	
354 NETHRLNDS				1027	
375 SWEDEN		2538		69295	
376 SWITZRLND		126		6286	
400 U STATES		829699		9254363	
RHEOSTATS CONTROL LERS STARTERS		937230		10383443	6156
100 U KINGDOM		6245		143376	
327 FRANCE				114	
376 SWITZRLND		2965		64333	
400 U STATES		574577		6004363	
SAD IRONS ELECTRIC AND PARTS		583787		6212186	6157
100 U KINGDOM		19031		120535	
400 U STATES		14848		162366	
SELFCONTAINED LIGHTING OUTFITS		33879		282901	6158
306 BELGIUM				3859	
381 ALASKA		260		260	
400 U STATES		6470		43495	
SOCKETS OUTLETS RECEPTACLES		6730		47614	6159
100 U KINGDOM				1064	
400 U STATES		66030		650067	
SPARK PLUGS MAGNETOS IGNITION		66030		651131	6160
100 U KINGDOM				835	
400 U STATES		3777		35280	
SWITCHES SWITCHBOARDS AND PTS		3777		36115	6161
100 U KINGDOM		36730		328906	
376 SWITZRLND		67815		514148	
400 U STATES		433668		4931523	
SWITCH GEAR FOR COAL MINES		538213		5774577	6162
100 U KINGDOM		3843		48178	
400 U STATES		775		20856	
TELEGRAPH APPARATUS AND PARTS		4618		69034	6163
100 U KINGDOM		113		27137	
400 U STATES		109089		1309180	
TELEPHONE APPARATUS AND PARTS		109202		1336317	6164
100 U KINGDOM		230725		2021445	
318 DENMARK				746	
400 U STATES		359030		4882434	
TRANSFORMERS AND PARTS N O P		589755		6904625	6165
100 U KINGDOM		20080		492782	
376 SWITZRLND				54126	
400 U STATES		107534		1577790	
RADIO TUBES	NO	127614		2124698	6166
100 U KINGDOM	459	1137	65735	39416	
354 NETHRLNDS			51834	21415	
400 U STATES	149230	134596	1694410	1592510	
RADIO APPARATUS N O P	149669	135733	1811979	1653341	6167
100 U KINGDOM		52603		1103815	
327 FRANCE		7971		7993	
354 NETHRLNDS		3530		72549	
381 ALASKA				196	
400 U STATES		733971		8264247	
		798075		9448800	

## IMPORTS INTO CANADA FOR CONSUMPTION

Articles and Countries from which Imported	MONTH OF DECEMBER 1950		TWELVE MONTHS ENDED DECEMBER 1950		Class Number
	Quantities	Values (\$)	Quantities	Values (\$)	
ELECTRIC DRY SHAVING MACHINES					6168
100 U KINGDOM				21397	
354 NETHRLNDS		10394		41779	
376 SWITZRLNO		132		673	
400 U STATES		83247		4161166	1161007
		93773		<del>4025015</del>	1224756
ELECT STEAM GENERATORS AND PTB	NO				6169
100 U KINGDOM		465261	1	2158934	
376 SWITZRLNO		16368	5	841786	
400 U STATES		481629	6	3015889	
ELECTRIC APPARATUS N O P					6170
100 U KINGDOM		38315		669278	
327 FRANCE		155		898	
347 JAPAN				1526	
354 NETHRLNDS		105		380	
375 SWEDEN				44999	
376 SWITZRLNO		64		31956	
400 U STATES		681943		8728735	
		720582		9477772	
ELECTRIC PRECISION INSTRUMENTS					6171
100 U KINGDOM		16273		196859	
327 FRANCE				2188	
335 GERMANY				1297	
354 NETHRLNDS				98	
400 U STATES		119050		1759719	
		135323		1960161	
ELECTRIC DR GAS WELDING APP					6172
100 U KINGDOM		3361		54328	
327 FRANCE				105	
335 GERMANY				804	
400 U STATES		293494		2944819	
		296855		3000056	
RADIO RECEIVING SETS	NO				6173
100 U KINGDOM	54	2268	291	47532	
354 NETHRLNDS	2	107	9	503	
381 ALABKA			1	144	
400 U STATES	261	18446	2525	205825	
	317	20821	2826	254004	
RADIO SET PARTS TARIFF 4450					6175
100 U KINGDOM		8397		53029	
335 GERMANY				635	
354 NETHRLNDS				4771	
400 U STATES		237871		4100732	
		246268		4159167	
RADIO TUBE PARTS TARIFF 445P					6176
100 U KINGDOM				257	
354 NETHRLNDS				91	
400 U STATES		143159		1204915	
		143159		1205263	
SOUND EQUIPMENT					6177
100 U KINGDOM		333		13013	
234 AUSTRALIA				1076	
400 U STATES		81315		727248	
		81648		741337	
LIGHTING FIXTURES GAS COAL OIL					6181
100 U KINGDOM		247		8933	
231 HONG KONG		213		1113	
317 CZECHO S				2367	
327 FRANCE				23993	
375 SWEDEN				528	
400 U STATES		21148		171243	
		21608		208177	
GAS MANTLES GAS BURNERS					6182
100 U KINGDOM		22		171	
231 HONG KONG				26	
400 U STATES		1174		10720	
		1196		10917	
GAS METERS AND PARTS					6183
100 U KINGDOM		30		354	
400 U STATES		33364		271901	
		33394		272255	
PLATES CYLINDERS ENGRAVERS					6191
100 U KINGDOM		264		44961	
306 BELGIUM				1611	
376 SWITZRLNO				638	
400 U STATES		52630		607574	
		52894		654784	
PLATES PRINTING 2 COLOURS					6192
100 U KINGDOM		246		3884	
354 NETHRLNDS				272	
400 U STATES		17584		286341	
		17830		290497	
PLATES FOR PRINTING MUSIC					6193
400 U STATES		6703		28773	
		6703		28773	
STEREOTYPES ELECTROTYPES NOP	SQ IN				6194
400 U STATES	16700	7180	220147	59320	
	16700	7180	220147	59320	
MATRICES FOR STEREOTYPES 475A	SQ IN				6195
327 FRANCE			120948	1467	
400 U STATES	617526	1824	11233153	32339	
	617526	1824	11354101	33806	
STEREOTYPES FOR BOOKS	SQ IN				6196
100 U KINGDOM	70	90	1081	299	
400 U STATES	376083	17236	11900297	329443	
	376153	17326	11901378	329742	



Articles and Countries from which Imported	MONTH OF DECEMBER 1950		TWELVE MONTHS ENDED DECEMBER 1950		Class Number	
	Quantities	Values (\$)	Quantities	Values (\$)		
STEREOTYPES FOR ADVERTISEMENTS 100 U KINGDOM 400 U STATES	SG IN 14794 216636 231430	134 13057 13191	59447 3290512 3349959	2347 202592 204939	6197	
TYPE METAL IN BLOCKS PLATES 100 U KINGDOM 400 U STATES	LB		200 200 400	67 59 126	6198	
TYPE PRINTING CHASES QUOINS 100 U KINGDOM 354 NETHRLNDS 400 U STATES		12883 12883		19011 2824 194039 215874	6199	
PRINTG PLATES FOR PUBLICATIONS 100 U KINGDOM 327 FRANCE 400 U STATES		34382 34382		4440 251 557481 562172	6200	
TUNGSTEN BEARING DRES 309 BRAZIL	CWT		556 556	49942 49942	6208	
KYANITE CRUDE OR CALCINED 400 U STATES	CWT	1446 1446	3345 3345	11396 29599 29599	6209	
CHROME ORE 204 S RHOD 207 UN SO AFR 212 S LEONE 215 INDIA 216 PAKIBTAN 316 CUBA 331 FR OCEANA 364 PHIL 379 TURKEY 400 U STATES	CWT	980 222361 22400 208320 2073 456134	716 72311 24250 323695 4690 425662	101168 1152203 208544 56000 2197 138880 33421 206640 246344 241101 2386498	184700 498973 276321 104237 2310 108234 27320 147766 409964 432730 2192555	6210
ANTIMONY OR REGULUS OF 100 U KINGDOM 306 BELGIUM 313 CHINA 317 CZECHO S 388 YUGO SLAV 400 U STATES	LB	120133	41027	148785 1105848 55115 22046 59710 1821280 3212784	36426 294426 14617 4885 13855 509511 873720	6211
BISMUTH METALLIC NATURAL 400 U STATES	LB			59 59	206 206	6212
CINNABAR	LB					6214
COBALT ORE 353 MOROCCO	CWT			39125 39125	435655 435655	6215
MANGANESE OXIDE 100 U KINGDOM 210 G COAST 215 INDIA 312 CHILE 400 U STATES	CWT	280 118127 118407	803 222309 223112	1432 1746550 517574 14017 434359 2713932	4265 3096085 987547 42523 863492 4993912	6216
ORES OF METALS N O P 100 U KINGDOM 234 AUSTRALIA 308 BOLIVIA 312 CHILE 313 CHINA 337 GUATEMALA 348 KOREA 352 MEXICO 353 MOROCCO 363 PERU 371 SIAM 381 ALASKA 400 U STATES	CWT	110891	1098231	18738 4804 291298 122191 6431 136432 6795 117130 16661 543531 14106 288 63949	69984 19540 2408123 959688 22459 690508 34683 616626 116253 3577597 80730 2326 370481	6217
MERCURY OR QUICKSILVER 100 U KINGDOM 344 ITALY 352 MEXICO 372 SPAIN 400 U STATES	LB			619 233220 3660 3800 372706 614005	789 185791 3359 3793 349020 542752	6218
ANODES NICKEL ZINC COPPER ETC 400 U STATES			231 231	18265 18265	6219	
ARTICLEB FOR AGRIC IMPLEMENTS 100 U KINGDOM 400 U STATES		199 21772 21971		21731 418461 440192	6220	
ARTICLES FOR STORAGE BATTERIES 335 GERMANY 400 U STATES		27005 27005		535 337389 337924	6221	
BELLS FOR CHURCHES 100 U KINGDOM 308 BELGIUM 322 FRANCE		514 1021		2446 207 36984	6222	

## IMPORTS INTO CANADA FOR CONSUMPTION

Articles and Countries from which Imported	MONTH OF DECEMBER 1950		TWELVE MONTHS ENDED DECEMBER 1950		Class Number
	Quantities	Values (\$)	Quantities	Values (\$)	
354 NETHRLNDS		2850		9991	
400 U STATES		3062		34902	
BELLS AND GONGS N O P		7447		84530	6223
100 U KINGDOM		825		22605	
215 INDIA				1821	
313 CHINA		182		329	
317 CZECHO S		113		147	
327 FRANCE				1645	
335 GERMANY				1852	
344 ITALY				235	
347 JAPAN				4283	
376 SWITZRLND				18	
400 U STATES		16391		164724	
SLIDE OR ZIPPER FASTENERS		17511		197659	6225
400 U STATES		639		28581	
BUCKLES CLASPS EYELETS HOOKS		639		28581	6226
100 U KINGDOM		3423		46059	
317 CZECHO S		260		276	
327 FRANCE				1617	
335 GERMANY		1208		1208	
376 SWITZRLND				214	
400 U STATES		122220		1142709	
CAGES BIRD SQUIRREL RAT WIRE		127111		1192083	6227
100 U KINGDOM		1993		31630	
317 CZECHO S				2190	
400 U STATES		2722		16862	
CHRONOMETERS COMPASSES SHIPS		4715		50682	6228
100 U KINGDOM		88		67003	
344 ITALY		1500		1500	
376 SWITZRLND				212	
400 U STATES		19338		241591	
METAL ARTICLES FOR JEWELLERY		20926		310306	6229
100 U KINGDOM		377		6682	
327 FRANCE				78	
335 GERMANY		243		2800	
400 U STATES		61973		872482	
ARTICLES FOR USE IN FISHERIES		62593		882042	6230
100 U KINGDOM		290		34466	
366 PORTUGAL		2015		13293	
372 SPAIN				8282	
400 U STATES		618		52361	
ARTICLES N D P FOR MFR SHIPS		2923		108402	6232
100 U KINGDOM		43265		479171	
318 DENMARK				3396	
359 NORWAY				1235	
375 SWEDEN				265	
400 U STATES		141885		1084352	
ELEMENTS FOR LAMP FILAMENTS		185150		1568419	6233
400 U STATES		49425		646397	
METAL PTS FOR COVERED BUTTONS		49425		646397	6234
100 U KINGDOM				7063	
400 U STATES		17981		268286	
NAILS TACKS BRASS OR COPPER		17981		275349	6235
100 U KINGDOM				416	
400 U STATES		281		4748	
PATTERNS OF METAL NOT MODELS		281		5164	6236
400 U STATES		27862		293	
UMBRELLA PARTS EXCEPT FABRIC		27862		186134	6237
100 U KINGDOM				293	
327 FRANCE		241		3189	
335 GERMANY		4075		1257	
400 U STATES		28254		14978	
RIVETS BURRR BRASS OR COPPER		32570		375698	6238
100 U KINGDOM		272		2254	
400 U STATES		12632		126005	
SCREWS OF METAL N O P		12904		128259	6240
100 U KINGDOM		172		2811	
400 U STATES		6213		61723	
SHOE AND CORSET EYELETS HOOKS		6385		64534	6241
344 ITALY				7739	
400 U STATES		27222		310512	
TIPS STUDS FOR CORSET CLASPS		27222		318251	6242
100 U KINGDOM				701	
400 U STATES		816		7407	
TRACTION ENGINE MATERIALS		816		8108	6243
WIRE FOR SHOE NAILING MACHINES	LB				6245
100 U KINGDOM			25096	2966	
400 U STATES	2500	553	45615	11195	
	2500	553	70711	14161	

IMPORTS INTO CANADA FOR CONSUMPTION

Articles and Countries from which Imported	MONTH OF DECEMBER 1950		TWELVE MONTHS ENDED DECEMBER 1950		Class Number
	Quantities	Values (\$)	Quantities	Values (\$)	
WIRE NON FERROUS COVERED 100 U KINGDOM 359 NORWAY 400 U STATES		33216		432047	6247
		94832		22	
		128048		1020962	
				1453031	
WIRE TINSEL FOR BRAIDS CORDS 335 GERMANY 400 U STATES		654		7533	6248
		654		32908	
				40441	
WIRE STRANDED NON FERROUS 100 U KINGDOM 400 U STATES		278		33890	6249
		4294		64606	
		4572		98496	
WIRE NON FERROUS N O P 100 U KINGDOM 327 FRANCE 335 GERMANY 400 U STATES		2510		23588	6250
		57		159	
		2940		2940	
		18105		242240	
		23612		268927	
NON FERROUS METALS AND PRODUCT 100 U KINGDOM 309 BRAZIL 327 FRANCE 344 ITALY 347 JAPAN 352 MEXICO 359 NORWAY 400 U STATES		13795		182094	6251
				66	
				1178	
				231	
		187		8619	
				24594	
				155	
		62705		883517	
		76687		1100454	
PARTS FOR MFR OF SHUTTLES 100 U KINGDOM 400 U STATES				477	6252
		6327		127165	
		6327		127642	
HINGES FOR JEWELLERY BOXES 400 U STATES		2703		30166	6253
		2703		30166	
MATERIALS FOR MFR MINING MACH 400 U STATES		1536		28248	6254
		1536		28248	
MAGNESIUM SCRAP	LB				6255
METAL POWDER FRICTION MATERIAL 400 U STATES		744		27796	6256
		744		27796	



Articles and Countries from which Imported	MONTH OF DECEMBER 1950		TWELVE MONTHS ENDED DECEMBER 1950		Class Number
	Quantities	Values (\$)	Quantities	Values (\$)	
<u>GROUP 7</u>					
<u>NON METALLIC MINERALS</u>					
ASBESTOS PACKING					
100 U KINGDOM	LB 15403	5210	155403	65519	7001
400 U STATES	11102	9394	177938	113481	
	26505	14604	333341	179000	
ASBESTOS BRAKE LINING FOR AUTO					
100 U KINGDOM		6224		58665	7002
400 U STATES		62771		403273	
		68995		461938	
ASBESTOS MANUFACTURES N O P					
100 U KINGDOM		7934		232130	7003
306 BELGIUM		4595		17782	
400 U STATES		134720		1401976	
		147249		1651888	
ARRESTOR CLUTCH FACINGS AUTO					
100 U KINGDOM		283		11863	7004
400 U STATES		15786		273359	
		16069		285222	
BRAKE LININGS AND FACINGS NOP					
100 U KINGDOM		491		18764	7005
400 U STATES		454		34540	
		945		53304	
CHINA CLAY GROUND					
100 U KINGDOM	CWT 142757	108035	815169	585686	7011
400 U STATES	74696	66397	1045424	908663	
	217453	174432	1860593	1494349	
FIRE CLAY GROUND					
100 U KINGDOM	CWT		32327	14335	7012
400 U STATES	100004	35112	1393222	397325	
	100004	35112	1425549	411660	
PIPE CLAY GROUND					
400 U STATES	CWT		141440	25618	7013
			141440	25618	
CLAYS N O P GROUND					
100 U KINGDOM				4184	7014
400 U STATES		21325		337664	
		21325		341848	
ZIRCONIUM SILICATE					
234 AUSTRALIA		2369		4846	7015
400 U STATES		5136		75163	
		7505		80009	
ZIRCONIUM OXIDE					
400 U STATES		638		34116	7016
		638		34116	
SAGGARS FOR CERAMIC PRODUCTS					
400 U STATES		7089		66281	7017
		7089		66281	
ACTIVATED CLAY TO REFINE OILS					
335 GERMANY				1527	7018
400 U STATES		12811		334444	
		12811		335971	
GROG FOR REFRACTORY MATERIALS					
400 U STATES	TON 361	7999	5462	126559	7019
	361	7999	5462	126559	
BRICK BUILDING					
100 U KINGDOM	TON		13	222	7021
400 U STATES	3259	56333	45856	773375	
	3259	56333	45869	773597	
BRICK FIRE CHROME					
400 U STATES		48519		815195	7022
		48519		815195	
BRICK FIRE MAGNESITE					
400 U STATES		17920		414335	7023
		17920		414335	
BRICK FIRE 90 PER CENT SILICA					
400 U STATES		70622		1012041	7024
		70622		1012041	
BRICK FIRE 100 DOL THOUSAND					
100 U KINGDOM				1505	7025
400 U STATES		29369		291194	
		29369		292699	
BRICK FIRE FURNACE OR KILN					
100 U KINGDOM		1352		153586	7026
375 SWEDEN				1369	
400 U STATES		290647		3318295	
		291999		3473250	
BRICK FIRE N O P					
100 U KINGDOM		3390		232130	7027
318 DENMARK				6089	
400 U STATES		213238		2220310	
		216628		2458529	
BRICK PAVING					
400 U STATES	TON 171	2806	2940	45576	7028
	171	2806	2940	45576	
BUILDING BLOCKS BUILDING TILE					
100 U KINGDOM				4678	7029
400 U STATES		37462		402548	
		37462		407220	
DRAIN PIPES SEWER PIPES N O P					
100 U KINGDOM		11313		48565	7030
400 U STATES		25581		240948	
		36894		289513	

## IMPORTS INTO CANADA FOR CONSUMPTION

Articles and Countries from which Imported	MONTH OF DECEMBER 1950		TWELVE MONTHS ENDED DECEMBER 1950		Class Number
	Quantities	Values (\$)	Quantities	Values (\$)	
DRAIN TILES NOT GLAZED 400 U STATES				133	7031
				133	
TILES FOR MOSAIC FLOORING					7032
100 U KINGDOM		3287		77271	
306 BELGIUM		9800		15656	
317 CZECHO S				555	
327 FRANCE		6354		13745	
344 ITALY		2492		9248	
347 JAPAN		755		10679	
400 U STATES		11528		170705	
		34216		297859	
EARTHENWARE TILES FOR ROOFING					7033
306 BELGIUM				11438	
400 U STATES		1501		9260	
		1501		20698	
TILES EARTHENWARE N O P					7034
100 U KINGDOM		92680		677578	
306 BELGIUM				5147	
317 CZECHO S		1664		16910	
327 FRANCE				2191	
344 ITALY		134		69538	
347 JAPAN				22388	
352 MEXICO				551	
375 SWEDEN				10	
400 U STATES		17940		264250	
		112418		1058563	
CHINA AND PORCELAIN WARE N O P					7043
100 U KINGDOM		2986		24427	
231 HONG KONG				406	
313 CHINA				117	
318 DENMARK				1147	
327 FRANCE		478		2261	
335 GERMANY		57		1367	
344 ITALY				471	
347 JAPAN		2516		5200	
372 SPAIN				621	
400 U STATES		1591		34017	
		7628		70034	
DEMIJOHNS CHURNS CROCKS N O P					7045
400 U STATES				567	
				22621	
TABLEWARE OF CHINA PORCELAIN					7046
100 U KINGDOM		902809		10669377	
231 HONG KONG		2660		30203	
306 BELGIUM				184	
313 CHINA		113		160	
317 CZECHO S				2642	
318 DENMARK		3152		20543	
326 FINLAND		239		3209	
327 FRANCE		2093		29967	
335 GERMANY		29938		198564	
340 HUNGARY				1744	
344 ITALY		3377		54593	
347 JAPAN		34878		317707	
354 NETHRLNDS		268		1713	
365 POLAND				449	
366 PORTUGAL		874		1914	
375 SWEDEN		46		155	
376 SWITZRLND		458		1260	
400 U STATES		92483		1337171	
		1073388		12671555	
STONEWARE EARTHENWARE N O P					7047
100 U KINGDOM		46699		535177	
231 HONG KONG		1021		11027	
305 AUSTRIA		194		447	
306 BELGIUM		289		1398	
313 CHINA		190		1696	
317 CZECHO S				1330	
318 DENMARK		942		6329	
326 FINLAND				100	
327 FRANCE		396		20216	
335 GERMANY		3128		41461	
340 HUNGARY				564	
344 ITALY		7148		88457	
347 JAPAN		9489		149893	
352 MEXICO		14		692	
354 NETHRLNDS		1339		7508	
366 PORTUGAL				1242	
375 SWEDEN		23		1275	
376 SWITZRLND		221		506	
379 TURKEY				300	
400 U STATES		83219		971084	
		154312		1840702	
CHEMICAL STONEWARE ACID RESIST					7048
100 U KINGDOM		481		9590	
400 U STATES		6440		92610	
		6921		109200	
PORCELAIN RUBBER GLOVE FORMS					7049
400 U STATES		194		7869	
		194		7869	
ARTIFICIAL TEETH NOT MOUNTED					7051
100 U KINGDOM				22452	
360 ISRAEL				853	
400 U STATES		75093		905545	
		75093		928850	

IMPORTS INTO CANADA FOR CONSUMPTION

Articles and Countries from which Imported	MONTH OF DECEMBER 1950		TWELVE MONTHS ENDED DECEMBER 1950		Class Number
	Quantities	Values (\$)	Quantities	Values (\$)	
BATHS BATHTUBS BARINS ETC NOP 100 U KINGDOM 317 CZECHO S 335 GERMANY 347 JAPAN 400 U STATES		51315 1619		479333 4708 15839 1237	7058
		177896		2080636	
		230830		2581753	
CRUCIBLES N O P AND COVERS 100 U KINGDOM 400 U STATES		467 6081		22340 76964	7053
		6548		99304	
INSULATORS ELECTRIC PORCELAIN 100 U KINGDOM 317 CZECHO S 335 GERMANY 400 U STATES		307		8430 2873 213	7055
		29005		651466	
		29312		662982	
MANUFACTURES OF CLAY N O P 100 U KINGDOM 215 INDIA 400 U STATES		476		5999 6262	7056
		25981		416360	
		26457		428621	
BRICQUETTES OF COAL OR COKE 400 U STATES	TON	20200	191134	2316570	7060
		251731	191134	2316570	
ANTHRACITE SCREENINGS OR DUST 400 U STATES	TON	491	5270	19980	7061
		642	5270	19980	
ANTHRACITE DOMESTIC SIZES 100 U KINGDOM 207 UN 80 AFR 400 U STATES	TON	21993	231801	2982650	7062
		226330	262	2026	
		248323	3513912	44946361	
		3341732	3513912	47931037	
ANTHRACITE SMALLER SIZES N O P 100 U KINGDOM 400 U STATES	TON	9300	164066	1720139	7063
		33415	603135	4614164	
		42715	767201	6334303	
COAL BITUMINOUS AND COAL N O P 100 U KINGDOM 207 UN 80 AFR 381 ALASKA 400 U STATES	TON		28007	272370	7064
			20	178	
		8	18	560	
		1565903	22339798	118514654	
		1565911	22367843	118787762	
COAL LIGNITE 400 U STATES	TON	1883	7471	34848	7065
		1883	7471	34848	
COAL EXWAREHOUSED SHIPS STORES 400 U STATES	TON	24478	293126	1656201	7066
		24478	293126	1656201	
BENZOL 100 U KINGDOM 317 CZECHO S 400 U STATES	GAL		100	19	7070
			300839	103790	
		61420	726674	125266	
		61420	1027613	229075	
COAL TAR CRUDE IN BULK 100 U KINGDOM 400 U STATES	GAL	11650	157077	25382	7071
		29735	5712636	719195	
		41385	5869713	744577	
COAL PITCH 100 U KINGDOM 400 U STATES	CWT		21776	32184	7072
		41460	330620	425870	
		41460	352396	458054	
CARBOLIC OR HEAVY OIL 100 U KINGDOM 234 AUSTRALIA 400 U STATES	GAL	504392	3656828	701100	7073
		54407	7656	1447	
		558799	502540	101476	
		97820	4167024	804023	
COKE PETROLEUM 400 U STATES	TON	26872	304149	5608907	7074
		26872	304149	5608907	
COKE GROUND FOR BATTERIES 400 U STATES	TON	20	201	19284	7075
		20	201	19284	
COKE N O P 100 U KINGDOM 400 U STATES	TON		201	3103	7077
		36996	337703	5398633	
		36996	337904	5401736	
DECANTERS AND TUMBLERS 100 U KINGDOM 306 BELGIUM 317 CZECHO S 335 GERMANY 347 JAPAN 375 SWEDEN 400 U STATES		679 417		2031 11308 1900 945	7079
		405		405	
		71		521	
		23621		483977	
		25123		501087	
LAMP CHIMNEYS 100 U KINGDOM 400 U STATES				186 66656	7080
		2256		66842	
GLASS PLATES FOR OPTICAL MFR 100 U KINGDOM 335 GERMANY 400 U STATES		766		1110 2210	7081
		40441		553721	
		41207		557041	

Articles and Countries from which Imported	MONTH OF DECEMBER 1950		TWELVE MONTHS ENDED DECEMBER 1950		Class Number
	Quantities	Values (\$)	Quantities	Values (\$)	
GLASS CARBOYS BOTTLES JARS					7082
100 U KINGDOM		11266		91581	
225 TRINIDAD				320	
231 HONG KONG				313	
305 AUSTRIA				4334	
306 BELGIUM		268		3412	
313 CHINA		26		36	
317 CZECHO S		4372		12210	
327 FRANCE		498		14299	
335 GERMANY				6389	
344 ITALY		141		1036	
347 JAPAN		805		7216	
354 NETHRLNOS				61	
375 SWEDEN				778	
376 SWITZRLND		131		740	
400 U STATES		225816		3395801	
		243323		3538526	
GLASS TABLEWARE CUT GLASS NOP					7083
100 U KINGDOM		35799		252896	
220 BERMUDA				108	
231 HONG KONG				91	
306 BELGIUM		12630		123230	
317 CZECHO S		22045		131061	
318 DENMARK		69		3885	
327 FRANCE		1653		21413	
335 GERMANY		5461		48922	
340 HUNGARY				8527	
344 ITALY		1391		22757	
347 JAPAN				14011	
354 NETHRLNDS		740		5942	
365 POLAND		268		768	
366 PORTUGAL		921		1348	
375 SWEDEN		1619		38429	
376 SWITZRLND				305	
388 YUGO SLAV				100	
400 U STATES		108529		804643	
		191125		1478436	
LAMP BULBS AND TUBING FOR					7084
100 U KINGDOM				3030	
335 GERMANY		112		1402	
400 U STATES		164055		2241291	2240841
		164167		2245723	2245273
GLASS SHADES OR GLOBES					7085
100 U KINGDOM		348		5799	
306 BELGIUM				485	
344 ITALY				737	
400 U STATES		1632		33767	
		1980		40788	
LENSES GLASS N O P					7086
100 U KINGDOM		433		5922	
327 FRANCE				77	
376 SWITZRLND				20	
400 U STATES		16319		228146	
		16752		234165	
FRESNEL TYPE LENSES GLOBES					7087
100 U KINGDOM				161	
400 U STATES		5390		69960	
		5390		70121	
MOULDED SHAPES FOR ELECT FIXT					7088
100 U KINGDOM		523		6437	
317 CZECHO S		229		5007	
327 FRANCE				16	
400 U STATES		140482		1476619	
		141234		1488079	
HEAT RESISTING GLASSWARE					7089
100 U KINGDOM		1304		22203	
327 FRANCE		1341		4585	
335 GERMANY				1375	
376 SWITZRLND		1638		4956	
400 U STATES		101078		2417955	1418405
		105361		2451074	1451524
COMMON COLOURLESS WINDOW GLASS 80 FT					7091
100 U KINGDOM	2654375	186923	34068129	2388500	
306 BELGIUM	1893591	90503	13031197	880823	
317 CZECHO S	481706	24289	8381793	416620	
327 FRANCE	598584	27306	9411478	495634	
335 GERMANY			45400	1739	
365 POLAND	11055	533	70681	4096	
375 SWEDEN			609700	24002	
400 U STATES	26260	2451	2907688	249965	
	5065571	332005	68526066	4461379	
GLASS FOR PHOTO DRY PLATES					7092
PLATE GLASS NOT OVER 7 SQ FT 80 FT					7093
100 U KINGDOM	242183	75281	2041379	674687	
306 BELGIUM	57140	20541	193448	66801	
327 FRANCE	2563	925	10673	3987	
400 U STATES	350621	138732	4607281	1753724	
	652507	235479	6852781	2499199	
PLATE GLASS 7 TO 25 SQ FT 80 FT					7094
100 U KINGDOM	125737	49925	1541757	604209	
306 BELGIUM	131024	52289	570191	218577	
327 FRANCE	3206	1293	20961	8310	
400 U STATES	121934	66402	1426875	697888	
	381901	169909	3559784	1528984	



Articles and Countries from which Imported	MONTH OF DECEMBER 1950		TWELVE MONTHS ENDED DECEMBER 1950		Class Number
	Quantities	Values (\$)	Quantities	Values (\$)	
PLATE GLASS N O P	80 FT				7095
100 U KINGDOM	141277	50583	2158118	825227	
306 BELGIUM	184477	78847	924063	401336	
327 FRANCE	8408	3824	73705	32987	
400 U STATES	61225	35441	526331	250753	
	395387	168695	3682217	1548303	
GERMAN MIRROR PLATE UNSILVERED					7096
400 U STATES				483	
				483	
LAMINATED GLASS SHEETS OR MFRS					7097
100 U KINGDOM		5798		75436	
400 U STATES		2095		35851	
		7893		111287	
GLASS UNCOLOURED OVER 34 OZ	80 FT				7098
100 U KINGDOM	224651	45639	3444624	644433	
306 BELGIUM	108400	21271	713586	152223	
317 CZECHO S			34601	5298	
327 FRANCE	8000	1483	58832	10674	
400 U STATES	24600	7158	578915	144033	
	365651	75551	4830558	956661	
GLASS SHEETS WIRED	80 FT				7099
100 U KINGDOM	71526	12103	776117	152648	
306 BELGIUM	3333	443	37304	5777	
400 U STATES	43836	10960	114672	47860	
	118695	23506	928093	206285	
ORNAMENTAL WINDOW GLASS	80 FT				7111
100 U KINGDOM	19007	6164	245412	76383	
306 BELGIUM	1550	479	28824	6211	
317 CZECHO S			206	104	
327 FRANCE			495	614	
400 U STATES	13482	7660	139092	96897	
	34039	14303	414029	180209	
PAINTED OBSCURED WHITE GLASS	80 FT				7112
100 U KINGDOM	105504	11920	937477	118008	
306 BELGIUM	34275	5160	361839	52295	
317 CZECHO S			45020	6510	
400 U STATES	90462	21220	1259649	296431	
	230241	38300	2603985	473244	
STAINED OR ORNAMENTAL WINDOWS					7113
100 U KINGDOM		289		4899	
306 BELGIUM				2880	
327 FRANCE		275		22190	
344 ITALY				442	
375 SWEDEN				693	
389 IRELAND		1362		7943	
400 U STATES		226		2907	
		2152		41954	
SILVERED GLASS N O P					7114
100 U KINGDOM		3437		39035	
306 BELGIUM		1786		3730	
317 CZECHO S				542	
327 FRANCE				3255	
335 GERMANY		130		3732	
344 ITALY		637		4537	
347 JAPAN		2202		17444	
400 U STATES		20063		244880	
		28255		317155	
GLASS BALLS FOR FIBRES OR YARN					7120
400 U STATES				73614	
				73614	
GLASS TO BE CUT OR MOUNTED					7121
100 U KINGDOM		862		4906	
306 BELGIUM		5788		83063	
317 CZECHO S		16488		66990	
327 FRANCE				714	
335 GERMANY		1348		23321	
347 JAPAN		1440		1440	
366 PORTUGAL		1371		3632	
375 SWEDEN		186		1341	
400 U STATES		32797		504514	
		60280		689921	
GLASS BLANKS FOR REFLECTORS					7122
400 U STATES		11344		138502	
		11344		138502	
BEADS FOR MFR IMITATION PEARLS					7123
317 CZECHO S				166	
347 JAPAN		5447		32102	
400 U STATES		8241		178786	
		13688		211054	
ARTIFICIAL EYES CONTACT LENSES					7124
100 U KINGDOM		104		857	
335 GERMANY				991	
400 U STATES		1787		29837	
		1891		31685	
PHOTOGRAPHIC DRY PLATES					7125
100 U KINGDOM		1746		13905	
306 BELGIUM				458	
400 U STATES		5443		76277	
		7189		90640	
SPECTACLES EYE GLASS LENSES					7126
100 U KINGDOM				1384	
327 FRANCE				507	
344 ITALY				208	
347 JAPAN				220	
376 SWITZRLND				927	
400 U STATES		20727		425202	
		20727		428448	

Articles and Countries from which Imported	MONTH OF DECEMBER 1950		TWELVE MONTHS ENDED DECEMBER 1950		Class Number
	Quantities	Values (\$)	Quantities	Values (\$)	
MANUFACTURES OF GLASS N O P					7127
100 U KINGDOM		4937		50005	
231 HONG KONG		11		544	
306 BELGIUM		568		9087	
313 CHINA		410		523	
317 CZECHOS		3116		38526	
318 DENMARK				190	
327 FRANCE		628		23350	
335 GERMANY		1068		14447	
344 ITALY		878		12764	
347 JAPAN		3575		15272	
354 NETHRLNDS		188		1650	
375 SWEDEN		182		2749	
376 SWITZRLND		296		3281	
400 U STATES		106312		1414592	
		122169		1586980	
GLASS WOOL OR FIBRE GLASS	LB				7128
400 U STATES	92810	30150	820754	318216	
	92810	30150	820754	318216	
GLASS BLOCKS					7129
400 U STATES		26865		583918	
		26865		583918	
PLUMBAGO NOT GROUND OR MFRD					7131
217 CEYLON				9885	
352 MEXICO		6364		35502	
400 U STATES		136		26053	
		6500		71440	
CRUCIBLES PLUMBAGO AND COVERS					7132
100 U KINGDOM		8210		86488	
400 U STATES		6085		77654	
		14295		164142	
PLUMBAGO GROUND AND MFRS NOP					7133
100 U KINGDOM		90		4417	
352 MEXICO				6868	
400 U STATES		34107		319157	
		34197		330442	
ASPHALTUM OR ASPHALT	CWT				7141
100 U KINGDOM			101	574	
225 TRINIDAD			70156	88112	
400 U STATES	16078	50702	355028	877560	
	16078	50702	425285	966246	
ASPHALTUM OIL FOR PAVING	GAL				7143
400 U STATES			81592	9609	
			81592	9609	
OIL FOR CONCENTRATION OF ORES	GAL				7151
400 U STATES	22058	20766	164621	139759	
	22058	20766	164621	139759	
CRUDE PETROLEUM FOR REFINING	M GAL				7153
225 TRINIDAD	3509	255441	26055	1911384	
303 ARABIA	33028	1413930	625536	28113643	
387 VENEZUELA	92306	6973662	1007176	80373773	
400 U STATES	113268	8875395	1093933	90106709	
	242111	17518428	2752700	200505509	
PETROLEUM TOPS FOR REFINERS	GAL				7154
225 TRINIDAD			51237531	3458423	
			51237531	3458423	
FUEL OIL EXWARE SHIPS STORES	GAL				7156
400 U STATES	827602	33996	10695294	442869	
	827602	33996	10695294	442869	
CRUDE PETROLEUM LESS THAN 8155	GAL				7157
CRUDE PETROLEUM N O P	GAL				7158
400 U STATES	7275	668	416545	32166	
	7275	668	416545	32166	
AVIATION GASOLINE	GAL				7161
357 NETH ANT	514777	103420	4285783	930105	
381 ALASKA	27661	6318	410186	113726	
400 U STATES	6585555	1276277	45974811	9406501	
	7127993	1386015	50670780	10450332	
KEROSENE N O P	GAL				7162
357 NETH ANT	600055	64360	4257726	449216	
381 ALASKA	167	70	76325	16710	
400 U STATES	2056036	241603	11388660	1389949	
	2656258	306033	15722711	1855875	
ENGINE DISTILLATE 8017 OR OVER	GAL				7163
400 U STATES	14940	1891	166010	23506	
	14940	1891	166010	23506	
GASOLINE UNDER 8236 SP G N O P	GAL				7164
357 NETH ANT	2020252	275689	36215217	5547492	
381 ALASKA	150340	33858	1436082	340598	
400 U STATES	12031330	1932997	130329774	20412494	
	14201922	2242544	167981073	26300584	
CABINGHEAD GASOLINE BLENDING	GAL				7165
400 U STATES	2509184	183245	27810732	3008562	
	2509184	183245	27810732	3008562	
LUB OILS UNDER 25C PER GAL	GAL				7166
100 U KINGDOM			348	882	
400 U STATES	661572	122763	9233268	1770239	
	661572	122763	9233268	1770239	
PETRO LUB OILS 25C GAL OR OVER	GAL				7167
100 U KINGDOM	383	731	29446	29794 81440	21722
327 FRANCE			23	151	
376 SWITZRLND	150	118	348	354	
381 ALASKA	57	69	24824	24633	
400 U STATES	853344	322785	8422071	3497969	
	853934	323703	8426712	3544547	
			8477060	3544829	

Articles and Countries from which Imported	MONTH OF DECEMBER 1950		TWELVE MONTHS ENDED DECEMBER 1950		Class Number
	Quantities	Values (\$)	Quantities	Values (\$)	
OIL MINERAL NO P					
400 U STATES	GAL 71957	89725	1245142	1254455	7168
	71957	89725	1245142	1254455	
STOVE OIL NO 1 FUEL OIL					
357 NETH ANT	GAL 6634181	577722	44376744	4518586	7171
381 ALABKA	227827	39669	1648790	298070	
387 VENEZUELA			6260830	605824	
400 U STATES	4678816	546079	31958480	3917771	
	11540824	1163470	84244844	9340251	
LIGHT FUEL OILS NOS 2 AND 3					
357 NETH ANT	GAL		31583635	2895245	7172
387 VENEZUELA	489728	43481	13179318	1242940	
400 U STATES	7195286	735629	98061188	10031572	
	7685014	779110	142824141	14169757	
HEAVY FUEL OILS NOS 4 5 AND 6					
100 U KINGDOM	GAL		743550	58664	7173
225 TRINIDAD			3502121	182578	
306 BELGIUM			101212	7085	
314 COLOMBIA			2808401	194205	
357 NETH ANT	4649453	243947	40122021	2094353	
381 ALABKA			13167	960	
387 VENEZUELA	1880025	102804	58360717	3224749	
400 U STATES	16503054	1042334	154992629	9044137	
	25032532	1369085	260643818	14806731	
DIESEL FUEL					
314 COLOMBIA	GAL		152664	16869	7174
357 NETH ANT			7496721	653604	
381 ALABKA			230439	37306	
387 VENEZUELA	4045631	399996	8105405	778956	
400 U STATES	6685638	652592	55240740	5660573	
	10731269	1052588	71225969	7147308	
TRACTOR FUEL					
400 U STATES	GAL		11180	1713	7175
			11180	1713	
PETROL GREASE LUBRICATING NOP					
100 U KINGDOM	LB 4760	1093	20415	3937	7181
381 ALABKA			78881	11286	
400 U STATES	923769	76041	12384793	1041515	
	928529	77134	12484089	1056738	
PETROL JELLIES TOILET MEDICINE					
100 U KINGDOM		182		182	7182
231 HONG KONG				182	
400 U STATES		49413		624982	
		49595		625346	
PARAFFINE WAX					
354 NETHRLNDS	LB		6000	1291	7183
400 U STATES	3725705	280095	29787532	2208410	
	3725705	280095	29793532	2209701	
CANDLES PARAFFINE WAX					
400 U STATES	LB				7184
	16289	4105	186251	61842	
	16289	4105	186251	61842	
PRODUCTS OF PETROLEUM NO P					
100 U KINGDOM	GAL		360	329	7185
225 TRINIDAD			108843	92626	
381 ALABKA	304	109	19047	7780	
400 U STATES	173673	113118	2578881	1254567	
	173977	113227	2707131	1356302	
LIQUEFIED PETROLEUM GASES					
400 U STATES	LB				7186
	13285271	193611	155476354	2249203	
	13285271	193611	155476354	2249203	
NAPHTHA INCL SOLVENT NAPHTHA					
100 U KINGDOM	GAL		700	435	7187
400 U STATES	341524	85495	5452597	1175231	
	341524	85495	5453297	1175666	
ARTIFICIAL ABRASIVE GRAINS					
400 U STATES		136920		1895024	7191
		136920		1895024	
DIAMONDS BLACK BORT FOR BORERS					
100 U KINGDOM	CARAT				7192
204 S RHOD	21749	117629	118985	590521	
207 UN SO AFR			18	110	
210 G COAST			145771	669227	
221 B GUIANA			1220	7064	
306 BELGIUM	90	1119	68	558	
307 BEL CONGO			322	4610	
309 BRAZIL			225	1401	
354 NETHRLNDS			1759	13782	
400 U STATES	31575	161412	12889	68731	
	53414	280160	866169	4532857	
			1147426	5888861	
DIATOMACEOUS EARTH					
100 U KINGDOM	CWT		21	89	7193
400 U STATES	27567	45722	364927	599127	
	27567	45722	364948	599216	
EMERY IN BULK					
100 U KINGDOM		5890		168	7194
400 U STATES		5890		106722	
				106890	
GRINDING WHEELS BONDED					
100 U KINGDOM		806		11732	7195
344 ITALY				482	
375 SWEDEN				2797	
400 U STATES		93981		929702	
		94787		944713	
GRINDING STONES BLOCKS BONDED					
100 U KINGDOM				2078	7196
400 U STATES		8311		102861	
		8311		104939	

## IMPORTS INTO CANADA FOR CONSUMPTION

Articles and Countries from which Imported	MONTH OF DECEMBER 1950		TWELVE MONTHS ENDED DECEMBER 1950		Class Number
	Quantities	Values (\$)	Quantities	Values (\$)	
EMERY ART ABRASIVE MFRS N O P 100 U KINGDOM 306 BELGIUM 344 ITALY 400 U STATES					7197
				459	
				176	
				1010	
		11348		123312	
		11348		124957	
GRINDSTONES 36 INCHES OR OVER 100 U KINGDOM 400 U STATES	NO		40	3401	7198
	4	522	293	26749	
	4	522	333	30150	
GRINDSTONES N O P 100 U KINGDOM 400 U STATES	NO		543	599	7199
	210	258	800	5350	
	77	522			
	287	780	1343	5949	
PUMICE PUMICE STONE LAVA TUFFA 344 ITALY 400 U STATES		1139		8705	7200
		9875		119180	
		11014		127885	
SANDPAPER EMERY PAPER CLOTH 100 U KINGDOM 400 U STATES		270		3352	7201
		6289		44199	
		6559		47551	
BUILDING STONE N O P 100 U KINGDOM 400 U STATES	CWT		6212	11370	7210
	1238	6954		135252	
	19163	15908	186151	146622	
	20401	22862	192363		
GRANITE ROUGH 326 FINLAND 375 SWEDEN 400 U STATES		2340		18456	7215
		1877		53718	
		7870		73915	
		12087		146089	
GRANITE SAWN 326 FINLAND 375 SWEDEN 400 U STATES		505		5051	7216
		2126		5150	
		2631		29263	
				39464	
GRANITE MANUFACTURES 100 U KINGDOM 326 FINLAND 335 GERMANY 375 SWEDEN 400 U STATES		584		867	7218
		667		14108	
		8680		667	
		166		94772	
		10097		12705	
				123119	
GYPNUM 100 U KINGDOM 400 U STATES	TON		161	4634	7221
	16	477		19712	
	46	887	687	24346	
	62	1364	848		
LIME 100 U KINGDOM 400 U STATES	CWT		2995	4536	7223
	151	197		155424	
	15738	8086	278419	159960	
	15889	8283	281414		
PLASTER OF PARIS WALL PLASTER 100 U KINGDOM 400 U STATES	CWT		123	248	7224
	32813	28076	448650	413998	
	32813	28076	448773	414246	
CEMENT PORTLAND WATER LIME 100 U KINGDOM 306 BELGIUM 314 COLOMBIA 318 DENMARK 327 FRANCE 335 GERMANY 381 ALASKA 400 U STATES	CWT		2921816	1874161	7225
	263863	177712	240742	167989	
	21875	14902	47000	55125	
			9692	14389	
			560	1071	
			43118	35238	
			6	17	
	32386	33100	1588832	1640991	
	318124	225714	4851766	3788981	
CEMENT MANUFACTURES N O P 100 U KINGDOM 335 GERMANY 400 U STATES				8370	7226
				221	
		10390		88869	
		10390		97460	
WHITE PORTLAND CEMENT CLINKER 400 U STATES	CWT		156607	154174	7227
	13029	12657		154174	
	13029	12657	156607		
MARBLE ROUGH 306 BELGIUM 327 FRANCE 344 ITALY 347 JAPAN 363 PERU 366 PORTUGAL 388 YUGO SLAV 400 U STATES				2482	7231
				2850	
		3278		96737	
		1224		1224	
				1821	
				771	
				1550	
				16752	
		4502		124187	
MARBLE SAWN 306 BELGIUM 344 ITALY 400 U STATES				7189	7232
		14645		74281	
		6280		44250	
		28925		125720	
MARBLE FOR TOMBSTONES 344 ITALY 400 U STATES				7748	7233
		37		55405	
		37		63153	
MARBLE MANUFACTURES N O P 100 U KINGDOM 306 BELGIUM 317 CZECHO S 344 ITALY				809	7234
				2826	
				28	
		1313		65707	

Articles and Countries from which Imported	MONTH OF DECEMBER 1950		TWELVE MONTHS ENDED DECEMBER 1950		Class Number
	Quantities	Values (\$)	Quantities	Values (\$)	
375 SWEDEN				5255	
400 U STATES		14		23904	
MARBLE ORNAMENTAL FOR CHURCHES		1387		98529	7235
327 FRANCE				6543	
344 ITALY		1793		49362	
400 U STATES				53	
ROOFING SLATE		1793		55958	
100 U KINGDOM	80			82	7241
366 PORTUGAL				896	
400 U STATES				148	
				1052	
				28606	
SLATE MANUFACTURES N O P				1282	7243
100 U KINGDOM					
344 ITALY				1458	
347 JAPAN				2655	
366 PORTUGAL		722		1576	
400 U STATES		5475		10723	
		6197		44896	
BURRSTONES IN BLOCKS				61308	
400 U STATES	N0				7251
		8		57	
		315		1449	
CHALK CLIFF STONE MICA SCHIST		8		57	7252
100 U KINGDOM					
335 GERMANY		356		848	
400 U STATES				3271	
		660		11339	
		1016		15458	
CHALK PREPARED					7253
100 U KINGDOM				881	
400 U STATES		172		5650	
		172		6531	
CURLING STONES AND HANDLES	PAIR				7254
100 U KINGDOM		135		1887	
400 U STATES		4695		67621	
				2	
				46	
FELDSPAR CRUDE ONLY		135		1889	7255
400 U STATES	CWT				
				30	
				59	
FELDSPAR GROUND					7256
400 U STATES	CWT				
		50		2849	
		50		3643	
FLINT AND GROUND FLINT STONE					7257
306 BELGIUM				2440	
318 DENMARK				7718	
327 FRANCE				400	
400 U STATES		1016		8214	
		2727		15089	
FLUORSPAR		1016		18772	7258
100 U KINGDOM	CWT				
335 GERMANY				1876	
352 MEXICO				1105	
400 U STATES		840		11580	
		2015		16879	
		840		31440	
GANISTER					7259
400 U STATES	CWT				
				2555	
				1517	
MAGNEBITE CALCINED DEAD BURNED					7262
100 U KINGDOM	CWT				
215 INDIA		1119		13879	
400 U STATES		5670		68269	
				695	
		6181		4732	
		29889		105171	
		7300		494895	
		35559		119745	
PHOSPHATE ROCK					7263
328 FR AFRICA	CWT				
357 NETH ANT				10000	
400 U STATES		415755		179200	
		137004		128181	
				9631328	
				3154910	
		415755		9820528	
		137004		3296341	
SILICA SAND					7264
100 U KINGDOM	CWT				
306 BELGIUM				2453	
400 U STATES		1032195		70300	
		112550		5699	
				11394484	
				1555937	
		1032195		11467237	
		112550		1564948	
SAND AND GRAVEL N O P					7265
400 U STATES	TON				
		25214		201321	
		23010		208693	
SILEX OR CRYSTALLIZED QUARTZ					7266
309 BRAZIL	CWT				
400 U STATES		59		247	
		42445		72914	
		49262		494902	
		32735		334969	
		49321		495149	
STONE REFUSE					7267
400 U STATES	TON				
		4556		6056	
		4169		8092	
TALC OR SOAPSTONE					7268
323 EL SALVD	CWT				
327 FRANCE				100	
344 ITALY				709	
400 U STATES		500		17052	
		2037		38497	
		12031		161615	
		19672		248087	
		12531		179476	
		21709		288020	
WHITING GILDERS PARIS WHITE					7269
100 U KINGDOM	CWT				
306 BELGIUM		9167		86786	
327 FRANCE		600		9232	
400 U STATES		1200		28515	
		26660		302189	
		36797		385824	
		37627		426722	
		43054		457390	
STONE AND MANUFACTURES N O P					7270
100 U KINGDOM					
				1339	

## IMPORTS INTO CANADA FOR CONSUMPTION

Articles and Countries from which Imported	MONTH OF DECEMBER 1950		TWELVE MONTHS ENDED DECEMBER 1950		Class Number
	Quantities	Values (\$)	Quantities	Values (\$)	
318 DENMARK				505	
344 ITALY		3213		40845	
400 U STATES		24441		438422	
		27654		481111	
ROOFING GRANULES	CWT				7271
400 U STATES	49735	40479	1861098	1550788	
	49735	40479	1861098	1550788	
STONE CRUSHED	TON				7272
400 U STATES	7186	6412	42024	65269	
	7186	6412	42024	65269	
BARYTES	CWT				7281
100 U KINGDOM			975	3077	
335 GERMANY	428	448	8735	10842	
344 ITALY			220	230	
400 U STATES	1200	2225	31852	55946	
	1628	2673	41782	70095	
CARBONS 3 TO 35 INCHES CIRCUM					7282
100 U KINGDOM		287		34279	
400 U STATES		27519		345784	
		27806		380063	
CARBONS OVER 35 INCHES CIRCUM					7283
400 U STATES		26931		130614	
		26931		130614	
ELECTRIC LIGHT CARBONS N O P	LB				7284
100 U KINGDOM	650	959	3077	5709	
335 GERMANY	6318	6354	22612	24859	
400 U STATES	26818	11218	198213	100806	
	33786	18531	223902	131374	
CRAYONS					7285
100 U KINGDOM		595		9105	
327 FRANCE				473	
335 GERMANY		79		6857	
376 SWITZRLND				103	
400 U STATES		17475		307454	
		18149		323992	
DIAMONDS UNSET	CARAT				7286
100 U KINGDOM	996	130199	11517	1197830	
207 UN SO AFR	22	5606	328	73362	
306 BELGIUM	1342	190474	19962	3004111	
327 FRANCE			20	2991	
354 NETHRLNDS	108	16535	3315	591787	
360 ISRAEL	340	44973	3112	407867	
376 SWITZRLND	121	17576	607	123854	
400 U STATES	485	85914	8194	1919923	
	3414	491277	47055	7321725	
EARTHS CRUDE ONLY					7287
400 U STATES				82	
				82	
FOUNDRY FACINGS OF ALL KINDS					7288
400 U STATES		8798		60771	
		8798		60771	
FULLERS EARTH IN BULK ONLY					7289
100 U KINGDOM		933		3575	
400 U STATES		6609		115626	
		7542		119201	
GAS IMPORTED BY PIPE LINE	M FT				7290
400 U STATES	38771	24465	3253523	1162848	
	38771	24465	3253523	1162848	
INSULATORS ELECTRIC N O P					7291
100 U KINGDOM				3433	
376 SWITZRLND				610	
400 U STATES		31774		289610	
		31774		293653	
MAGNESIA PIPE COVERING					7292
100 U KINGDOM		542		10670	
400 U STATES		1440		14046	
		1982		24716	
MICA AND MANUFACTURES N O P					7294
100 U KINGDOM		3070		37741	
215 INDIA		47206		237647	
304 ARGENTINA				3857	
309 BRAZIL				3856	
400 U STATES		46260		474724	
		96536		757825	
MINERAL WOOL N O P	LB				7295
400 U STATES	2716	11764	208738	77848	
	2716	11764	208738	77848	
SALT TABLE	CWT				7296
400 U STATES			1	104	
			1	104	
SALT FOR FISHERIES	CWT				7297
100 U KINGDOM	1120	965	1120	965	
224 JAMAICA			3640	910	
227 BAHAMAS	6832	1520	677061	220685	
344 ITALY			2000	900	
366 PORTUGAL	20000	7876	264005	122615	
372 SPAIN			120960	28033	
400 U STATES	7179	1774	82807	21679	
	35131	12135	1151593	395787	
SALT IN BULK N O P	CWT				7298
335 GERMANY			71945	22363	
400 U STATES	348006	114484	3083115	938671	
	348006	114484	3155060	961034	
SALT IN BAGS BARRELS	CWT				7299
100 U KINGDOM	16875	14717	204231	179177	
400 U STATES	29607	20256	253894	198261	
	46482	34973	458125	377438	

IMPORTS INTO CANADA FOR CONSUMPTION

Articles and Countries from which Imported	MONTH OF DECEMBER 1950		TWELVE MONTHS ENDED DECEMBER 1950		Class Number
	Quantities	Values (\$)	Quantities	Values (\$)	
SULPHUR AND BRIMSTONE					
400 U STATES	CWT 426323	466672	7806657	7730126	7300
	426323	466672	7806657	7730126	
MINERAL SUBSTANCE					
S N D P					
100 U KINGDOM		2671		38723	7301
204 S RHOD				180168	
207 UN 80 AFR				214145	
306 BELGIUM				4238	
313 CHINA				638	
317 CZECHO S				76	
327 FRANCE				163	
344 ITALY		7774		35315	
354 NETHRLNDS				1860	
400 U STATES		186291		2536129	
		196736		3011455	
VERMICULITE CRUDE					
207 UN 80 AFR				61281	7302
400 U STATES		17313		201278	
		17313		262559	
ASPHALT TILE FOR FLOORING					
400 U STATES	80 FT 135130	12784	1708090	172269	7303
	135130	12784	1708090	172269	

No.	Name	Rank	Grade	Pay	Remarks
10001	...	...	...	...	...
10002	...	...	...	...	...
10003	...	...	...	...	...
10004	...	...	...	...	...
10005	...	...	...	...	...
10006	...	...	...	...	...
10007	...	...	...	...	...
10008	...	...	...	...	...
10009	...	...	...	...	...
10010	...	...	...	...	...
10011	...	...	...	...	...
10012	...	...	...	...	...
10013	...	...	...	...	...
10014	...	...	...	...	...
10015	...	...	...	...	...
10016	...	...	...	...	...
10017	...	...	...	...	...
10018	...	...	...	...	...
10019	...	...	...	...	...
10020	...	...	...	...	...
10021	...	...	...	...	...
10022	...	...	...	...	...
10023	...	...	...	...	...
10024	...	...	...	...	...
10025	...	...	...	...	...
10026	...	...	...	...	...
10027	...	...	...	...	...
10028	...	...	...	...	...
10029	...	...	...	...	...
10030	...	...	...	...	...
10031	...	...	...	...	...
10032	...	...	...	...	...
10033	...	...	...	...	...
10034	...	...	...	...	...
10035	...	...	...	...	...
10036	...	...	...	...	...
10037	...	...	...	...	...
10038	...	...	...	...	...
10039	...	...	...	...	...
10040	...	...	...	...	...
10041	...	...	...	...	...
10042	...	...	...	...	...
10043	...	...	...	...	...
10044	...	...	...	...	...
10045	...	...	...	...	...
10046	...	...	...	...	...
10047	...	...	...	...	...
10048	...	...	...	...	...
10049	...	...	...	...	...
10050	...	...	...	...	...



IMPORTS INTO CANADA FOR CONSUMPTION

Articles and Countries from which Imported	MONTH OF DECEMBER 1950		TWELVE MONTHS ENDED DECEMBER 1950		Class Number
	Quantities	Values (\$)	Quantities	Values (\$)	
<u>GROUP B</u>					
<u>CHEMICALS AND ALLIED PRODUCTS</u>					
ACIO BORACIC 25 LBS DR OVER 400 U STATES	LB 251100	12577	3620055	190239	8001
	251100	12577	3620055	190239	
ACIO HYDROFLUOSILICIC 400 U STATES	LB 2995	347	103173	9247	8002
	2995	347	103173	9247	
ACIO MURIATIC 400 U STATES	LB 851439	7357	6451565	73305	8003
	851439	7357	6451565	73305	
ACIO NITRIC 400 U STATES	LB 76308	3169	339788	17484	8005
	76308	3169	339788	17484	
ACIO PHOSPHORIC 400 U STATES	LB 52153	3002	599669	35175	8006
	52153	3002	599669	35175	
ACIO SALICYLIC ACETYL SALICYLIC 100 U KINGDOM 400 U STATES	LB 5600 60600 66200	2994 33815 36809	163184 400964 564148	84542 209732 294274	8007
ACIO SULPHURIC 400 U STATES	LB 1386	185	663017	8288	8008
	1386	185	663017	8288	
ACIO LACTIC 100 U KINGDOM 354 NETHLND8 400 U STATES	LB 4575	1251	125693 25004 189022	22152 7425 47342	8009
	4575	1251	339719	76919	
ACIO NICOTINIC 400 U STATES	LB 44	192	8249	29912	8010
	44	192	8249	29912	
ACIO ACETIC AND PYROLIGNEOUS 400 U STATES	GAL 41	167	4655	5085	8012
	41	167	4655	5085	
ACIO CITRIC 100 U KINGDOM 306 BELGIUM 335 GERMANY 354 NETHLND8 400 U STATES	LB 142128 120959	37077 29232	2033553 671436 24250 2204	525705 170525 5809 489	8013
	16379	4369	292872	81478	
	279466	70678	3024315	784006	
ACIO CRESYLIC 100 U KINGDOM 400 U STATES	LB 29434	4165	335846 125739	23418 16962	8015
	29434	4165	461585	40380	
XANTHATES FOR ORES 306 BELGIUM 400 U STATES	LB 551800	121464	33355 5903994	9376 1466586	8016
	551800	121464	5937349	1475962	
ACIO OXALIC 100 U KINGDOM 354 NETHLND8 400 U STATES	LB 67200	11332	232960 11023	39614 1260	8017
	24167	2270	616936	78048	
	91367	13602	860919	118922	
ACIO TANNIC 100 U KINGDOM 336 GREECE 376 SWITZRLND 400 U STATES	LB 224	206	30664 339720	19074 27902	8020
	4409	4917	9918	10482	
	1400	1342	23169	29726	
	6033	6465	403471	87184	
TARTARIC ACID CRYSTAL OR POWD 100 U KINGDOM 344 ITALY 400 U STATES	LB 15680	4002	433628 289458	108588 63384	8021
	110	104	39479	15856	
	15790	4106	762565	187828	
ACIDS M O P 100 U KINGDOM 306 BELGIUM 335 GERMANY 363 PERU 400 U STATES	LB 15038	3340	232811 110	59256 2055	8022
	110	2055	550	2277	
	550	2277	10695	2007	
	182572	46404	2416738	509288	
	198270	54076	2660904	574883	
ACIO ARSENIC 400 U STATES	LB 103170	5091	2114532	100960	8023
	103170	5091	2114532	100960	
ACIO ASCORBIC 400 U STATES	LB		11883	101389	8024
			11883	101389	
ACIO FORMIC 327 FRANCE 354 NETHLND8 400 U STATES	LB 28725	3703	22440 128413	3867 13889	8025
	28725	3703	573617	77231	
			724470	94987	
ACIO CHROMIC 100 U KINGDOM 335 GERMANY 400 U STATES	LB 22400	5420	263984 3969	61320 954	8026
	35319	9525	512294	138977	
	57719	14945	780247	201251	
ACIO CARBOLIC OR PHENOL 100 U KINGDOM 400 U STATES	LB 411250	64853	112224 7467070	15848 1090031	8027
	411250	64853	7579294	1105879	

## IMPORTS INTO CANADA FOR CONSUMPTION

Articles and Countries from which Imported	MONTH OF DECEMBER 1950		TWELVE MONTHS ENDED DECEMBER 1950		Class Number
	Quantities	Values (\$)	Quantities	Values (\$)	
AMYL ALCOHOL OR FUBEL OIL 400 U STATES	GAL 6387	10518	73272	104533	8032
BUTYL ALCOHOL 400 U STATES	LB 64079	7669	1516007	188177	8034
METHYL ETHYL KETONE 400 U STATES	LB 64079	7669	1516007	188177	8035
ETHYL AND METHYL ALCOHOL 100 U KINGDOM 400 U STATES	P GAL 197924	21139	2149107	335001	8036
RUM TO BE DENATURED 221 B GUIANA 224 JAMAICA 400 U STATES	P GAL 197924	21139	2149107	335001	8037
ISOPROPYL ALCOHOL 400 U STATES	P GAL 54685	15932	624594	140707	8038
CELLULOSE NITRATE FOR MFRS 100 U KINGDOM 344 ITALY 376 SWITZRLND 400 U STATES	P GAL 54685	15932	628810	141854	8039
CELLULOSE MANUFACTURES N O P 100 U KINGDOM 231 HONG KONG 234 AUSTRALIA 327 FRANCE 344 ITALY 347 JAPAN 375 SWEDEN 376 SWITZRLND 400 U STATES	GAL 460	446	1940 3448 2051 7439	2642 3580 2517 8739	8040
PYROXYLIN MANUFACTURES N O P 100 U KINGDOM 231 HONG KONG 327 FRANCE 335 GERMANY 347 JAPAN 376 SWITZRLND 400 U STATES	GAL 32516	15305	234635	101867	8041
CELLULOSE REGENERATED SHEETS 100 U KINGDOM 400 U STATES	GAL 32516	15305	234635	101867	8042
CELLULOSE ACETATE FOR MFRS 100 U KINGDOM 400 U STATES		1714 4777		143194 26122	8043
CELLULOSE ACETATE PHOTO FILM 400 U STATES		44765		1617 720428	8044
COLLODION FOR FILMS ENGRAVERS 400 U STATES		51256		891361	8045
MOULDING COMPOSITION CELLULOSE 100 U KINGDOM 400 U STATES		38091		524569 204 33	8046
INTERLINED SHEET STOCK 400 U STATES		790		5109 157 2815	8047
CAFFEINE AND SALTS 100 U KINGDOM 335 GERMANY 400 U STATES		1825 1814 139954 182474		10410 2827 1663746 2209870	8048
COCAINE 100 U KINGDOM 327 FRANCE 400 U STATES		3812		24106 305 91	8049
CODEINE AND SALTS 100 U KINGDOM 335 GERMANY		172		428 2089 87	8050
MORPHINE 100 U KINGDOM		61118		801161	8051
OPIUM 100 U KINGDOM		65102		828267	8052
QUININE SALTS 308 BOLIVIA 354 NETHRLNDS 400 U STATES		619		121976 90436	8053
		619		212412	8054
		23296		3867 398397	8055
		23296		402264	8056
		102268		887865	8057
		102268		887865	8058
	GAL 60	695	287	2737	8059
	60	695	287	2737	8060
					8061
					8062
					8063
					8064
					8065
					8066
					8067
					8068
					8069
					8070
					8071
					8072
					8073
					8074
					8075
					8076
					8077
					8078
					8079
					8080
					8081
					8082
					8083
					8084
					8085
					8086
					8087
					8088
					8089
					8090
					8091
					8092
					8093
					8094
					8095
					8096
					8097
					8098
					8099
					8100
					8101
					8102
					8103
					8104
					8105
					8106
					8107
					8108
					8109
					8110
					8111
					8112
					8113
					8114
					8115
					8116
					8117
					8118
					8119
					8120
					8121
					8122
					8123
					8124
					8125
					8126
					8127
					8128
					8129
					8130
					8131
					8132
					8133
					8134
					8135
					8136
					8137
					8138
					8139
					8140
					8141
					8142
					8143
					8144
					8145
					8146
					8147
					8148
					8149
					8150
					8151
					8152
					8153
					8154
					8155
					8156
					8157
					8158
					8159
					8160
					8161
					8162
					8163
					8164
					8165
					8166
					8167
					8168
					8169
					8170
					8171
					8172
					8173
					8174
					8175
					8176
					8177
					8178
					8179
					8180
					8181
					8182
					8183
					8184
					8185
					8186
					8187
					8188
					8189
					8190
					8191
					8192
					8193
					8194
					8195
					8196
					8197
					8198
					8199
					8200

IMPORTS INTO CANADA FOR CONSUMPTION

Articles and Countries from which Imported	MONTH OF DECEMBER 1950		TWELVE MONTHS ENDED DECEMBER 1950		Class Number
	Quantities	Values (\$)	Quantities	Values (\$)	
STRYCHNINE AND SALTS	0Z				8060
100 U KINGDOM	48	204	9688	8869	
PREPARATIONS WEED KILLING	48	204	9688	8869	8069
400 U STATES					
		131829		3023960	
		131829		3023960	
NICOTINE AND SALT FOR SPRAYING	LB				8070
400 U STATES	2584	2053	71815	72477	
	2584	2053	71815	72477	
CHLOROPICRIN INSECTICIDES					8071
400 U STATES		5976		215253	
		5976		215253	
SPRAYS IN PKGS NOT OVER 3 LBS					8072
100 U KINGDOM		3618		61205	
400 U STATES		10861		371232	
		14479		432437	
DISINFECTANTS OIPS SPRAYS MOP					8073
100 U KINGDOM		7074		288784	
327 FRANCE				20104	
335 GERMANY				30708	
354 NETHRLNDS		1384		10341	
363 PERU				11850	
376 SWITZRLND		10754		48673	
400 U STATES		201867		3688980	
		221079		4099440	
MEDICINAL PREPARATIONS DRY					8074
100 U KINGDOM		20909		544413	
231 HONG KONG		10489		87005	
234 AUSTRALIA				1900	
236 NEW ZEAL				1280	
304 ARGENTINA				977	
306 BELGIUM				94	
313 CHINA				29	
327 FRANCE		6120		71507	
335 GERMANY				297	
347 JAPAN		141		319	
354 NETHRLNDS				8668	
376 SWITZRLND		122		124982	
400 U STATES		506116		5051078	
		543897		5892549	
MEDICINAL PREPARATIONS LIQUID					8075
100 U KINGDOM		4963		48707	
231 HONG KONG		121		4626	
234 AUSTRALIA				2637	
327 FRANCE		2003		50123	
352 MEXICO				111	
354 NETHRLNDS		1084		2759	
376 SWITZRLND		418		33811	
400 U STATES		107960		1694841	
		116549		1837615	
MEDICINAL PREPARATIONS OTHER					8076
100 U KINGDOM				692	
231 HONG KONG				603	
327 FRANCE				2474	
400 U STATES		2421		40006	
		2421		43775	
MEDICATED WINES UNDER 40 PROOF	GAL				8077
100 U KINGDOM			20	111	
231 HONG KONG			700	4757	
366 PORTUGAL			1200	6299	
			1920	11167	
MENTHOL NATURAL OR SYNTHETIC					8078
231 HONG KONG				7176	
234 AUSTRALIA				2717	
309 BRAZIL		6779		153887	
313 CHINA		12597		18069	
400 U STATES		44247		304297	
		63623		486146	
PAPAIN					8079
203 S E AFR				6418	
400 U STATES		113		10090	
		113		16508	
SPIRITS AND STRONG WATERS	GAL				8081
100 U KINGDOM	5	187	337	3812	
231 HONG KONG	767	3937	7318	44738	
327 FRANCE			595	6114	
400 U STATES	3664	43513	6111	83238	
	4436	47637	14361	137902	
EXTRACT OF CASCARA SAGRADA					8082
400 U STATES		914		7873	
		914		7873	
PENICILLIN AND PRODUCTS					8083
100 U KINGDOM		1201		10015	
318 DENMARK				103	
400 U STATES		68866		1405997	
		70067		1416115	
STREPTOMYCIN AND PRODUCTS					8084
100 U KINGDOM				2596	
400 U STATES		16952		134565	
		16952		137161	
ANILINE DYES 1 LB OR OVER	LB				8091
100 U KINGDOM	69353	74909	940025	1067433	
327 FRANCE			22298	25911	
335 GERMANY	5600	3933	43874	55938	

## IMPORTS INTO CANADA FOR CONSUMPTION

Articles and Countries from which Imported	MONTH OF DECEMBER 1950		TWELVE MONTHS ENDED DECEMBER 1950		Class Number
	Quantities	Values (\$)	Quantities	Values (\$)	
376 SWITZRLNO	40932	106830	450267	1124370	
400 U STATES	351359	409573	4492761	5645349	
	467244	595245	5949225	7919001	
ANILINE AND COAL TAR OYES NOP	LB		25337	18193	8092
100 U KINGDOM	7783	15154	148865	262232	
400 U STATES	7783	15154	174202	280425	
ANILINE OIL CRUDE	LB				8093
400 U STATES			2029	365	
			2029	365	
ANILINE SALTS AND ALIZARIN	LB				8094
100 U KINGDOM	5345	2117	48762	27173	
335 GERMANY			1800	3657	
400 U STATES	1603	315	17448	6488	
	6948	2432	68010	37318	
COAL TAR BASE OR SALT FOR OYES	LB				8095
100 U KINGDOM	7063	2489	47472	29413	
327 FRANCE			1000	850	
335 GERMANY	13606	13747	208789	94991	
354 NETHRLNOS			5367	3365	
376 SWITZRLNO			20711	146667	
400 U STATES	68648	96555	1116634	1116977	
	89317	112791	1399973	1392263	
CAMWOOD AND SUMAC AND EXTRACT	CWT				8103
400 U STATES	17	247	1552	12208	
	17	247	1552	12208	
CHEM COMP FOR OYEING TANNING	CWT				8104
100 U KINGDOM	1318	25582	22286	361702	
234 AUSTRALIA			521	3233	
306 BELGIUM			1	221	
335 GERMANY	198	9311	1606	24406	
354 NETHRLNOS			992	6973	
376 SWITZRLNO	524	10250	1039	75304	
400 U STATES	15735	86170	165036	790322	
	17775	131313	191481	1262161	
INOIGO INOIGO PASTE OR EXTRACT	CWT				8106
100 U KINGDOM	200	12170	2354	141798	
400 U STATES	6	568	165	6698	
	206	12738	2519	148496	
IRON AND RED LIQUOR FOR OYEING	CWT				8107
335 GERMANY			3	517	
400 U STATES	41	151	695	7127	
	41	151	698	7644	
LOGWOOD AND FUSTIC EXTRACT	CWT				8109
100 U KINGDOM			109	2771	
224 JAMAICA			52	2089	
400 U STATES	47	1119	844	28420	
	47	1119	1005	33280	
QUEBRACHO EXTRACT	CWT				8111
100 U KINGDOM			3818	42694	
304 ARGENTINA	10300	84412	91715	794751	
362 PARAGUAY			19899	168662	
400 U STATES	1191	11384	15030	144693	
	11491	95796	130462	1150800	
TERRA JAPONICA GAMBIER CUTCH	CWT				8113
100 U KINGDOM	267	3114	2795	29094	
215 INDIA			258	3010	
400 U STATES			578	9249	
	267	3114	3631	41353	
TURMERIC	CWT				8114
215 INDIA			980	19093	
224 JAMAICA			56	348	
400 U STATES			79	848	
			1115	20289	
NON EDIBLE SEEDS BEANS NUTS	CWT				8115
100 U KINGDOM			218	940	
224 JAMAICA			515	1564	
379 TURKEY			2205	5858	
400 U STATES	100	467	2218	19647	
	100	467	5156	28009	
CHESTNUT EXTRACT	CWT				8116
327 FRANCE			2985	26788	
344 ITALY			7725	70816	
400 U STATES	1386	9642	24116	190359	
	1386	9642	34826	287963	
SPRUCE EXTRACT	CWT				8117
400 U STATES	2140	5066	5523	209272	
	2140	5066	5523	209272	1927
MYROBALAN EXTRACT	CWT				8118
215 INDIA			5438	17437	
400 U STATES			682	1789	
			1119	4310	
			1801	6099	
WATTLE EXTRACT	CWT				8119
203 B E AFR			268	1530	
207 UN 80 AFR	6696	39632	25804	146718	
400 U STATES			180	2256	
	6696	39632	26252	150504	
HEMLOCK EXTRACT	CWT				8120
400 U STATES	291	1959	2247	15466	
	291	1959	2247	15466	
EXTRACTS M O P DYEING TANNING	CWT				8121
100 U KINGDOM			29	320	
234 AUSTRALIA			546	3925	
363 PERU			472	1954	
375 SWEDEN			112	642	

IMPORTS INTO CANADA FOR CONSUMPTION

Articles and Countries from which Imported	MONTH OF DECEMBER 1950		TWELVE MONTHS ENDED DECEMBER 1950		Class Number
	Quantities	Values (\$)	Quantities	Values (\$)	
400 U STATES	996	10085	13625	85127	
BINITROTOLUOL FOR EXPLOSIVES	996	10085	14784	91968	
400 U STATES	LB		96424	9932	8131
NITRATE COMPOUNDS NOP FOR EXPL			96424	9932	
100 U KINGDOM	LB		4750	635	8132
400 U STATES	40151	4301	682620	69605	
BLASTING AND MINING POWDER	40151	4301	687370	70240	
400 U STATES	LB		67000	10522	8133
DYNAMITE AND NITRO GLYCERINE			67000	10522	
400 U STATES	LB		43061	16079	8134
FIREWORKS FIRECRACKERS	320	128	43061	16079	
100 U KINGDOM	320	128			8135
231 HONG KONG		415		40120	
313 CHINA				40068	
335 GERMANY				45541	
347 JAPAN				283	
400 U STATES		209		1460	
FUSE NON METALLIC		624		17948	
400 U STATES				145420	8136
GUN RIFLE SPORTING POWDER		439		2108	
100 U KINGDOM	LB		92035	24814	8137
359 NORWAY			1322	1114	
400 U STATES			157153	118355	
EXPLOSIVES N O P			250510	144283	
100 U KINGDOM	LB		192454	311110	8138
400 U STATES	255248	68588	2667850	676041	
AMMONIA SULPHATE	255248	68588	2860304	987151	
400 U STATES	CWT		2053	7255	8151
BLAST FURNACE SLAG BASIC SLAG	120	746	2053	7255	
400 U STATES	120	746			8152
POTASH MANURE SALTS	CWT		692151	74214	
400 U STATES	51708	4773	692151	74214	8154
POTASH MURIATE OF CRUDE	51708	4773			
306 BELGIUM			45765	33580	
327 FRANCE			45765	33580	
335 GERMANY					8155
400 U STATES	CWT		29982	61344	
POTASH SULPHATE OF CRUDE	120966	137810	403522	697588	
327 FRANCE	120966	137810	376129	699555	
400 U STATES			1160542	1393695	
SODA NITRATE OR CUBIC NITRE	120966	137810	1970178	2852182	
100 U KINGDOM	CWT		18917	35816	8156
312 CHILE	5978	9925	142242	282703	
400 U STATES	5978	9925	161159	318519	
SUPERPHOSPHATE ACID PHOSPHATE	CWT		112	550	8157
328 FR AFRICA			6342	17907	
354 NETHRLNDS			385237	965976	
400 U STATES	12230	30303	391691	984433	
FERTILIZERS COMPOUNDED N O P	12230	30303			8158
100 U KINGDOM	CWT		2000	2650	
327 FRANCE			353680	423528	
354 NETHRLNDS			3300756	2711778	
400 U STATES	289250	211351	3656436	3137956	
FERTILIZERS UNMANUFACTURED NOP	289250	211351			8159
100 U KINGDOM	CWT		2401	1726	
327 FRANCE			311	2219	
354 NETHRLNDS			21	1461	
400 U STATES	4414	10877	88990	177039	
LITHARGE	4414	10877	91723	182445	
100 U KINGDOM	CWT		2045	2045	8160
400 U STATES	33732	87070	433539	1199810	
LEAD RED DRY ORANGE MINERAL	33732	87070	435584	1201855	
100 U KINGDOM	CWT		2349	40124	8171
400 U STATES	360	7062	10331	192718	
LEAD WHITE DRY	1613	32563	12680	232842	
100 U KINGDOM	1973	39625			8172
400 U STATES	LB		126922	21527	
LEAD WHITE GROUND IN OIL	3150	739	53445	10408	
100 U KINGDOM	3150	739	180367	31935	
400 U STATES	LB		176309	25159	8173
LAMP BLACK	70000	10033	176309	25159	
400 U STATES	70000	10033			8174
ANTIMONY OXIDE TITANIUM OXIDE	LB		1060	265	
100 U KINGDOM			400	84	
400 U STATES			1460	349	
LAMP BLACK	LB				8180
400 U STATES	65583	9230	589718	76269	
ANTIMONY OXIDE TITANIUM OXIDE	65583	9230	589718	76269	
100 U KINGDOM	LB		6275776	935706	8181
400 U STATES	119144	21628	47974648	6117925	
	3292147	449626			
	3411291	471254	54250421	7053631	

## IMPORTS INTO CANADA FOR CONSUMPTION

Articles and Countries from which Imported		MONTH OF DECEMBER 1950		TWELVE MONTHS ENDED DECEMBER 1950		Class Number
		Quantities	Values (\$)	Quantities	Values (\$)	
CARBON BLACK	400 U STATES	LB 4495917	315448	56364107	3736068	8182
BONE BLACK AND IVORY BLACK	100 U KINGDOM	LB 6600	375	17660	1036	8183
	400 U STATES	47780	8203	256644	44236	
		54380	8578	274304	45272	
BLANC FIXE	100 U KINGDOM	LB 10000	575	228880	9702	8184
	306 BELGIUM			208000	7775	
	335 GERMANY			88183	3332	
	400 U STATES	2000	113	918600	28882	
		12000	688	1443663	49691	
BRONZE POWDER	100 U KINGDOM	LB 179	125	179	125	8185
	335 GERMANY			202	150	
	400 U STATES	2391	2294	18460	18399	
		2570	2419	18841	18674	
LITHOPONE	100 U KINGDOM	LB 281200	18076	6764800	400729	8186
	335 GERMANY			134103	8176	
	354 NETHRLNDS	11000	583	206899	11347	
	400 U STATES	495300	38294	9201	650430	649420
		787500	56953	16307500	1020682	
OXIDE OF COBALT	100 U KINGDOM	LB		3200	4249	8187
	234 AUSTRALIA			22400	18212	
	400 U STATES			280	583	
				25880	23044	
OXIDE OF TIN OR COPPER	100 U KINGDOM	LB 35203	16287	235794	113791	8188
	400 U STATES	1530	1037	12159	7649	
		36733	17324	247953	121440	
OXIDES FILLERS COLOURS DRY NOP	100 U KINGDOM	LB 155470	59109	1322239	496416	8189
	354 NETHRLNDS	7004	308	44930	3721	
	372 SPAIN			86287	2252	
	376 SWITZRLND			1124	358	
	400 U STATES	638578	234013	6737943	2478011	
		801052	293430	8192523	2980758	
PARIS GREEN DRY	400 U STATES	LB		125312	23975	8190
				125312	23975	
SATIN WHITE	400 U STATES	LB 39664	622	587927	8409	8191
		39664	622	587927	8409	
ULTRAMARINE BLUE DRY OR PULP	100 U KINGDOM	LB 45429	7930	444408	81692	8192
	306 BELGIUM			89707	18503	
	400 U STATES	13306	3593	179943	43882	
		58735	11523	714058	144077	
ZINC WHITE OXIDE	100 U KINGDOM	LB 83600	12648	915762	118947	8193
	236 NEW ZEAL			8960	898	
	335 GERMANY	44092	5037	77692	7193	
	375 SWEDEN	2211	459	2211	459	
	400 U STATES	8000	1346	1210005	171539	
		137903	19490	2214630	299036	
OCHRES SIENNAS AND UMBERS	100 U KINGDOM	LB 8300	231	291648	9076	8201
	400 U STATES	408263	11385	2795372	79967	
		416563	11616	3087020	89043	
PUTTY	100 U KINGDOM	LB 3550	165	127075	6228	8202
	400 U STATES	6273	1539	144656	26898	
		9823	1704	271731	33126	
ARTISTS AND CHILDRENS COLOURS	100 U KINGDOM		11995		180646	8211
	327 FRANCE				658	
	335 GERMANY		746		1979	
	347 JAPAN				23	
	354 NETHRLNDS		1246		4460	
	400 U STATES		6989		83493	
			20976		271259	
GOLD LIQUID PAINT	100 U KINGDOM				24	8212
	400 U STATES		672		4442	
			672		4466	
LIQUID FILLERS AND PAINTS NOP	100 U KINGDOM	GAL 1375	4637	26735	76776	8213
	359 NORWAY			18	6160	
	375 SWEDEN	244	633	244	633	
	400 U STATES	29267	63765	278130	961009	
		30886	69035	305127	1044578	
SPIRIT VARNISHES AND LACQUERS	100 U KINGDOM	GAL 46	840	1867	10908	8214
	376 SWITZRLND	64	661	190	2021	
	400 U STATES	10525	33298	67596	288054	
		10635	34799	69653	300983	
STAINS AND OXIDES	100 U KINGDOM	LB		4273	6582	8215
	400 U STATES	1390	3962	54503	118595	
		1390	3962	58776	125177	

Articles and Countries from which Imported	MONTH OF DECEMBER 1950		TWELVE MONTHS ENDED DECEMBER 1950		Class Number
	Quantities	Values (\$)	Quantities	Values (\$)	
VARNISHES LACQUERS JAPANS NOP 100 U KINGDOM 327 FRANCE 354 NETHRLNDS 376 SWITZRLND 400 U STATES	GAL				8216
			3852	11831	
			6	98	
			1165	3926	
			13	120	
	15145	41038	139532	386917	
	15145	41038	144568	402892	
ALCOHOLIC PERFUMES UNDER 4 OZ 100 U KINGDOM 224 JAMAICA 231 HONG KONG 327 FRANCE 334 ST PIERRE 335 GERMANY 400 U STATES					8221
		446		39966	
		82		35	
		5972		423	
		94		103379	
		3269		1893	
		9863		1599	
				33156	
				180471	
ALCOHOLIC PERFUMES OVER 4 OZ 100 U KINGDOM 231 HONG KONG 327 FRANCE 334 ST PIERRE 335 GERMANY 400 U STATES	GAL				8222
	9	1161	290	21361	
	3	31	9	85	
			454	18132	
		39	16	338	
	1	417	6	202	
	11	417	260	9520	
	24	1648		49638	
POMADES FRENCH	LB		1035		8223
PERFUMERY TOILET PREPARATIONS 100 U KINGDOM 231 HONG KONG 327 FRANCE 335 GERMANY 400 U STATES					8224
		6332		46583	
		384		384	
		1360		26289	
		5749		1263	
		13825		53046	
				127565	
CASTILE SOAP 327 FRANCE 400 U STATES	LB		30505	5385	8231
	1500	427	64244	22435	
	1500	427	94749	27820	
COMMON OR LAUNDRY SOAP 100 U KINGDOM 327 FRANCE 400 U STATES	LB		86362	14334	8232
			74806	12289	
	218803	24950	2215513	260041	
	218803	24950	2376681	286664	
LIQUID SOAP 100 U KINGDOM 400 U STATES	LB		10125	464	8234
	19180	2857	185591	27282	
	19180	2857	195716	27746	
SOAP POWDERS AND FLAKES 100 U KINGDOM 376 SWITZRLND 400 U STATES	LB		211566	29921	8235
	62720	7419	331	191	
	162284	26494	2754007	310761	
	225004	33913	2965904	340873	
TOILET SOAP N O P 100 U KINGDOM 234 AUSTRALIA 306 BELGIUM 327 FRANCE 335 GERMANY 354 NETHRLNDS 376 SWITZRLND 400 U STATES					8236
		2357		85576	
				68	
				2134	
		262		4797	
		131		494	
				1181	
				479	
		6867		32117	
		9617		126846	
WHALE OIL SOAP 400 U STATES	LB				8237
	1221	150	37961	4573	
	1221	150	37961	4573	
SOAP N O P 100 U KINGDOM 236 NEW ZEAL 400 U STATES					8238
		2881		8461	
				536	
		2013		32330	
		4894		41327	
ALUM IN BULK NOT CALCINED 100 U KINGDOM 335 GERMANY 400 U STATES	CWT		9486	31431	8251
			222	639	
	550	2418	4953	23163	
	550	2418	14661	55233	
CHLORALUM CHLORIDE OF ALUMINUM 400 U STATES	CWT				8252
	520	8320	9698	103934	
	520	8320	9698	103934	
SULPHATE OF IRON COPPERAS 100 U KINGDOM 400 U STATES	CWT				8253
	42	82	309	872	
	1372	1611	18854	26441	
	1414	1693	19163	27313	
SULPHATE OF ALUMINA ALUM CAKE 100 U KINGDOM 400 U STATES	CWT				8254
			49931	68254	
	620	1375	14200	36415	
	620	1375	64131	104669	
AMMONIA NITRATE 100 U KINGDOM 400 U STATES	LB		80218	3488	8261
	302707	12748	1380269	71555	
	302707	12748	1460487	75043	
SAL AMMONIAC 100 U KINGDOM 400 U STATES	LB				8262
			617096	34758	
	460	192	16405	3465	
	460	192	633501	38223	

## IMPORTS INTO CANADA FOR CONSUMPTION

Articles and Countries from which Imported	MONTH OF DECEMBER 1950		TWELVE MONTHS ENDED DECEMBER 1950		Class Number
	Quantities	Values (\$)	Quantities	Values (\$)	
SAL AMMONIAC SKIMMINGS 400 U STATES	LB 7044	859	151499	16459	8263
	7044	859	151499	16459	
AMMONIA COMPOUNDS N O P 100 U KINGDOM 335 GERMANY 400 U STATES	LB 5040	360	231759 16676	19508 2718	8264
	432922	6029	5651002	153782	
	437962	6388	5899437	176008	
AMMONIA ANHYDROUS 400 U STATES	LB 110240	4346	12799937	512244	8265
	110240	4346	12799937	512244	
ANTIMONY SALTS TARTAR EMETIC 335 GERMANY 400 U STATES	LB 75	48	12855 18322	3395 9480	8271
	75	48	31177	12875	
ARSENOUS OXIDE ARSEN SULPHIDE 100 U KINGDOM 400 U STATES	LB		15680 610	3177 52	8273
			16290	3229	
COPPER SUBACETATE OR VERDIGRIS 400 U STATES	LB 500	178	600	214	8274
	500	178	600	214	
COPPER SULPHATE 100 U KINGDOM 400 U STATES	LB 11200	824	1244424	81683	8275
	1535	369	178265	34219	
	12735	1193	1416689	115902	
TIN BICHLORIDE TIN CRYSTALS 100 U KINGDOM 400 U STATES	LB 1620	1260	3399	2416	8277
	200	158	16472	11470	
	1820	1418	19871	13886	
ZINC CHLORIDE 100 U KINGDOM 335 GERMANY 400 U STATES	LB 4659	460	73056 27905	6851 4338	8278
	4659	460	347658	31228	
			448619	42417	
ZINC SULPHATE 100 U KINGDOM 306 BELGIUM 400 U STATES	LB 246576	12428	1278416 299880	51655 19492	8279
	30000	1825	356315	24776	
	276576	14253	1934611	95923	
BISMUTH SALTS 100 U KINGDOM 400 U STATES		1797		20095 3079	8291
		1797		23174	
LEAD ACETATE NOT GROUND 100 U KINGDOM 400 U STATES	LB 8897	1602	198449 1900	31616 418	8292
	8897	1602	200349	32034	
LEAD ARSENATE	LB				8293
LEAD NITRATE NOT GROUND 100 U KINGDOM 400 U STATES	LB 4480	727	90056	12911	8294
	7200	1372	53185	10314	
	11680	2099	143241	23225	
COMPOUNDS OF TETRAETHYL LEAD 400 U STATES	LB 1410131	523717	23208600	8817224	8295
	1410131	523717	23208600	8817224	
BROMINE 400 U STATES	LB		18231	7081	8301
			18231	7081	
CHLORINE LIQUID CHLORINE GAS 400 U STATES	LB 808150	21727	10997167	311125	8303
	808150	21727	10997167	311125	
IODINE CRUDE 312 CHILE 400 U STATES	LB 481	834	28174 104089	45343 174680	8304
	481	834	132263	220023	
IODIZED SALTS FOR ANIMALS 100 U KINGDOM 400 U STATES		4518 426		42509 5792	8305
		4944		48301	
CALCIUM ARSENATE	LB				8311
CALCIUM CHLORIDE 400 U STATES	CWT 600	1411	238495	269609	8315
	600	1411	238495	269609	
CHLORIDE OF LIME 100 U KINGDOM 335 GERMANY 354 NETHRLNDS 400 U STATES	CWT 2250	6455	16070 1102	48612 2873	8316
	602	2609	331	1160	
	2852	9064	3374	51399	
			20877	104044	
CALCIUM MOLYBDATE 400 U STATES	LB 7065	4948	141544	67475	8318
	7065	4948	141544	67475	
CALCIUM COMPOUNDS N O P 100 U KINGDOM 327 FRANCE 354 NETHRLNDS 400 U STATES	LB		269040 79352	27669 10992	8319
	215846	18642	4440	1590	
	215846	18642	3585657	337328	
ARGOLS 400 U STATES	LB		600	131	8321
			600	131	



Articles and Countries from which Imported	MONTH OF DECEMBER 1950		TWELVE MONTHS ENDED DECEMBER 1950		Class Number
	Quantities	Values (\$)	Quantities	Values (\$)	
CREAM OF TARTAR IN CRYSTALS	LB				8322
100 U KINGDOM	29120	6454	319772	70565	
344 ITALY	55056	9194	125612	20826	
400 U STATES			7100	1733	
	84176	15648	452484	93124	
POTASH AND PEARL ASH	LB				8323
327 FRANCE			21907	2173	
335 GERMANY			10874	821	
400 U STATES	31291	2420	129941	11073	
	31291	2420	162722	14067	
POTASH BICARBONATE	LB				8325
100 U KINGDOM			15760	2046	
400 U STATES			7920	1959	
			23680	4005	
POTASH BICHROMATE CRUDE	LB				8326
100 U KINGDOM	2000	246	76402	9074	
327 FRANCE			11200	822	
335 GERMANY			33597	3658	
400 U STATES	6524	1231	185477	25766	
	8524	1477	306676	39320	
POTASH CAUSTIC	LB				8327
327 FRANCE			94376	9095	
335 GERMANY	43454	3373	474827	34804	
375 SWEEN			10000	2584	
400 U STATES	405750	22598	4217676	215148	
	449204	25971	4796879	261631	
POTASH CHLORATE GROUND	LB				8329
312 CHILE	7937	949	25133	2878	
400 U STATES	10166	2115	45476	6643	
	18103	3064	70609	9521	
POTASH RED OR YELLOW PRUSSIAE	LB				8330
100 U KINGDOM			224	132	
335 GERMANY			11000	1922	
400 U STATES	43	52	16099	7024	
	43	52	27323	9078	
POTASH NITRATE OR SALT PETRE	LB				8331
100 U KINGDOM	49056	3537	392068	30800	
306 BELGIUM	20000	1596	125814	9660	
327 FRANCE			99869	6697	
335 GERMANY	11770	865	18405	1357	
400 U STATES	2190	248	366825	30298	
	83016	6246	1002981	78812	
POTASH COMPOUNDS N O P	LB				8332
100 U KINGDOM	24818	4057	163423	36251	
327 FRANCE			6000	1640	
335 GERMANY	22046	3951	84218	12444	
354 NETHRLNDS			174241	24220	
376 SWITZRLND			15400	2500	
400 U STATES	65288	13340	1024105	220271	
	112152	21348	1467387	305326	
CLEANING COMPOUNDS SODIUM BASE	LB				8337
100 U KINGDOM			28700	1454	
400 U STATES	1760018	143010	18768146	1811958	
	1760018	143010	18796846	1813412	
SODA BENZDATE	LB				8338
100 U KINGDOM			50400	13054	
400 U STATES			18850	7674	
			69250	20728	
SODA BROMIDE	LB				8339
100 U KINGDOM	6720	2041	54607	17417	
327 FRANCE			5500	1351	
335 GERMANY	6615	1256	8819	1588	
400 U STATES			4035	1175	
	13335	3297	72961	21531	
SODA CITRATE	LB				8340
335 GERMANY	22050	4904	22050	4904	
400 U STATES			91335	19578	
	22050	4904	113385	24482	
BAKING POWDER	LB				8341
400 U STATES			300	34	
			300	34	
BORAX	LB				8342
100 U KINGDOM			1250	197	
400 U STATES	1551046	45424	17843300	561166	
	1551046	45424	17844550	561363	
GLAUBER SALTS	LB				8343
100 U KINGDOM			6720	440	
335 GERMANY			1655909	16577	
400 U STATES	420200	6370	2849625	45979	
	420200	6370	4512254	62996	
SODA ARSENIATE BINARSENIATE	LB				8344
100 U KINGDOM			32340	2319	
400 U STATES	150	121	42680	20904	
	150	121	75020	23223	
SODA ASH OR BARILLA	LB				8345
100 U KINGDOM	48000	826	42224260	503039	
400 U STATES	356375	8830	4970522	122518	
	404375	9656	47194782	625557	
SODA BICARBONATE	LB				8346
100 U KINGDOM	520000	9011	8596332	141316	
400 U STATES	582516	11732	7129278	136844	
	1102516	20743	15725610	278160	
SODA BICHROMATE	LB				8347
100 U KINGDOM	152908	15400	1998284	193501	
207 UN SO AFR			515000	44881	

## IMPORTS INTO CANADA FOR CONSUMPTION

Articles and Countries from which Imported	MONTH OF DECEMBER 1950		TWELVE MONTHS ENDED DECEMBER 1950		Class Number
	Quantities	Values (\$)	Quantities	Values (\$)	
335 GERMANY	33069	2995	225655	21868	
354 NETHRLNDS			61729	5724	
400 U STATES	200600	21153	1687680	175166	
SODA BISULPHATE OR NITRE CAKE	386577	39548	4488348	441140	
400 U STATES	LB				8348
	349790	9525	1814793	46966	
SODA BISULPHITE	349790	9525	1814793	46966	
	LB				8349
100 U KINGDOM			119286	5630	
400 U STATES	4060	406	46440	2944	
SODA CAUSTIC IN PACKAGES	4060	406	165726	8574	
	LB				8350
100 U KINGDOM	829555	26067	5019207	150557	
375 SWEDEN			55040	6035	
400 U STATES	294111	10666	2300360	100907	
SODA CAUSTIC IN SOLUTION	1123666	36733	7374607	257499	
400 U STATES	LB				8352
	3412560	43369	47534955	629638	
SODA CHLORATE	3412560	43369	47534955	629638	
	LB				8353
400 U STATES			200230	17973	
SODIUM CYANIDE			200230	17973	
	LB				8354
100 U KINGDOM	357548	42577	6236169	732355	
335 GERMANY			33068	5116	
354 NETHRLNDS	66000	9259	132000	18518	
400 U STATES	6400	1198	123967	21283	
SODIUM GLUTAMATE	429948	53034	6525204	777272	
	LB				8355
347 JAPAN	3398	4508	228155	269832	
400 U STATES	81160	135473	489182	825261	
SODA HYPOSULPHITE	84558	139981	717337	1095093	
	LB				8356
100 U KINGDOM	11200	351	166368	6784	
400 U STATES	1000	56	259640	15719	
SODA NITRITE	12200	407	426008	22503	
	LB				8357
100 U KINGDOM	168000	6575	811501	32191	
335 GERMANY	99223	4412	248979	10807	
400 U STATES	10520	1183	113886	10751	
SODA PEROXIDE	277743	12170	1174366	53749	
	LB				8358
100 U KINGDOM			2224	393	
400 U STATES	210	69	431708	84833	
SODA PHOSPHATE N O P	210	69	433932	85226	
	LB				8359
100 U KINGDOM			32606	10471	
327 FRANCE			776	743	
335 GERMANY			3900	915	
400 U STATES	402885	44786	3617461	341743	
SODA PRUSSIATE	402885	44786	3654743	353872	
	LB				8360
100 U KINGDOM			191067	20555	
306 BELGIUM			101085	9996	
335 GERMANY	22046	2057	99106	9268	
354 NETHRLNDS			275069	30630	
400 U STATES	1050	149	4050	558	
SODA SAL	23096	2206	670377	71007	
	LB				8361
100 U KINGDOM			152352	4878	
400 U STATES	10000	202	106777	2285	
SODA SILICATE	10000	202	259129	7163	
	LB				8362
100 U KINGDOM			118024	3023	
400 U STATES	300329	8753	6270997	148588	
SODA SULPHATE CRUDE SALT CAKE	300329	8753	6389021	151611	
	LB				8363
100 U KINGDOM			8607060	62589	
400 U STATES	1443760	9243	22802713	138671	
SODA SULPHIDE	1443760	9243	31409773	201260	
	LB				8364
100 U KINGDOM	19964	757	1528002	58724	
335 GERMANY			62050	1948	
354 NETHRLNDS			87228	3260	
400 U STATES	47275	2179	1674732	45849	
SODA SULPHITE	67239	2936	3352012	109781	
	LB				8365
100 U KINGDOM	7840	436	71804	3486	
335 GERMANY			2204	94	
400 U STATES	46050	2440	814581	33330	
SODIUM COMPOUNDS N O P	53890	2876	888589	36910	
	LB				8366
100 U KINGDOM	113180	6807	2436702	117806	
327 FRANCE			2519	14713	
335 GERMANY			26409	4505	
354 NETHRLNDS			666490	19516	
376 SWITZRLND			70	316	
400 U STATES	801008	72474	8577955	1056170	
SODA PHOSPHATE DISODIUM	914188	79281	11710145	1213026	
	LB				8367
400 U STATES	26000	1984	38925	2936	
SODA PHOSPHATE TRISODIUM	26000	1984	38925	2936	
	LB				8368
400 U STATES	10000	808	180818	15101	
	10000	808	180818	15101	

Articles and Countries from which Imported	MONTH OF DECEMBER 1950		TWELVE MONTHS ENDED DECEMBER 1950		Class Number	
	Quantities	Values (\$)	Quantities	Values (\$)		
SODA FLUORIDE 100 U KINGDOM 354 NETHRLNDS 400 U STATES	LB		63304 11000 143651	6992 862 17709	8369	
		5250 700	217955	25563		
SODA ANTIMONATE 100 U KINGDOM 400 U STATES	LB		11200 348580 359780	3552 95641 99193	8370	
		50000 15340				
ACID PHOSPHATE NOT MEDICINAL 100 U KINGDOM 400 U STATES	LB		11200 145075 156275	2373 12793 169600	8371	
		156275 15166	1888340	169600		
BARIUM PEROXIDE	LB				8372	
HYDROGEN PEROXIDES IN SOLUTION 400 U STATES	LB		46572 46572	14309 112123	8373	
		46572 14309	554964	112123		
MAGNESIUM CARBONATE 100 U KINGDOM 400 U STATES	LB		83865 66300 150165	8182 5682 13871	8374	
		150165 13871	2878256	157966		
MAGNESIUM SALTS COMPOUNDS NOP 100 U KINGDOM 400 U STATES	LB		151008 151008	6209 6209	8375	
		151008 6209	130896	24449		
MAGNESIUM SULPHATE EPSOM SALTS 100 U KINGDOM 335 GERMANY 354 NETHRLNDS 400 U STATES	LB		179069 88000 196300 463369	1980 1078 3895 6953	8376	
		463369 6953	2071397	22505		
MERCURY SALTS 100 U KINGDOM 400 U STATES				2078 2168671 5585878	7078 52044 100644	8377
		2102 158 2260		3448 918 4366		
PHOSPHORUS AND COMPOUNDS N O P 400 U STATES	LB		70 70	1124 1124	8378	
		70 1124	20851	39963		
RADIUM 306 BELGIUM 400 U STATES				90022 232488 12656	8379	
		12656		322510		
MOLYBDENUM OXIDE 400 U STATES	LB		91878 91878	59200 59200	8380	
		91878 59200	444185	283159		
ACETONE 400 U STATES				15194 133506 133506	8389	
		15194		133506		
ETHYLENE DICHLORIDE 400 U STATES	LB			558 67	8390	
				558 67		
AMYL ACETATE 100 U KINGDOM 400 U STATES				643 3683 240	8391	
		240		4326		
BLACKING SHOE LEATHER DRESSING 100 U KINGDOM 400 U STATES				12838 16387 29225	8392	
		12838 16387 29225		91613 198478 290091		
BLUEING LAUNDRY 100 U KINGDOM 400 U STATES				437 52512 52949	8393	
				52949		
CAMPHOR NATURAL OR SYNTHETIC 231 HONG KONG 313 CHINA 347 JAPAN 400 U STATES	LB		5750 5750	2898 2898	8394	
		5750 2898	110089	53294		
CARBON BISULPHIDE N O P 400 U STATES	LB		1000 1000	96 96	8395	
		1000 96	268200	14498		
CARBON TETRACHLORIDE 335 GERMANY 400 U STATES	LB		189600 189600	14607 14607	8396	
		189600 14607	2766718	210466		
CHLOROFORM AND ETHYL CHLORIDE 100 U KINGDOM 400 U STATES	LB		200 180 380	121 56 177	8397	
		200 121 180 56 380 177	3966	2115		
CYANIDE OF POTASSIUM 100 U KINGDOM 400 U STATES	LB		11200 11200	4077 4077	8398	
		11200 4077	68172	25848		
ETHYLENE GLYCOL FOR ANTIFREEZE 335 GERMANY 400 U STATES	LB		932189 932189	162707 162707	8399	
		932189 162707	8221655	1390765		
ETHYLENE GLYCOL N O P 400 U STATES	LB		136381 136381	26526 26526	8400	
		136381 26526	2412082	429148		
FORMALDEHYDE 100 U KINGDOM 400 U STATES	LB		11200 2393937 2405137	443 89950 89973	8401	
		11200 443 2393937 89950 2405137 89973	11200	443		

## IMPORTS INTO CANADA FOR CONSUMPTION

Articles and Countries from which Imported	MONTH OF DECEMBER 1950		TWELVE MONTHS ENDED DECEMBER 1950		Class Number
	Quantities	Values (\$)	Quantities	Values (\$)	
GLYCERINE CRUDE	LB				8402
215 INDIA			448123	58811	
225 TRINIDAD			216810	36083	
234 AUSTRALIA			219760	38752	
400 U STATES			251997	47603	
			1136690	181249	
GLYCERINE FOR EXPLOSIVES	LB				8403
400 U STATES			622620	160815	
			622620	160815	
GLYCERINE N O P	LB				8404
100 U KINGDOM			16240	5497	
234 AUSTRALIA			673400	101150	
400 U STATES			8225	3166	
			697865	109813	
INK PRINTING	LB				8405
100 U KINGDOM		32093	13848	310230	143855
400 U STATES		61733	42411	1074285	600635
		93826	56259	1384515	744490
INK ROTOGRAVURE	LB				8406
400 U STATES		18632	11110	327257	131164
		18632	11110	327257	131164
INK WRITING					8407
100 U KINGDOM			82	4502	
231 HONG KONG				407	
335 GERMANY				308	
400 U STATES			2489	49025	
			2571	54242	
NAPHTHALENE FLAKES AND BALLS	LB				8408
100 U KINGDOM		123200	6957	1567287	84972
306 BELGIUM				11200	662
354 NETHRLNDS				55770	2816
400 U STATES				63065	6494
		123200	6957	1697322	94944
NITROUS ETHER	GAL				8409
100 U KINGDOM				9	54
400 U STATES		13	137	79	723
		13	137	88	777
PHTHALIC ANHYDRIDE FOR RESINS	LB				8410
306 BELGIUM				896517	138823
335 GERMANY				579926	92851
400 U STATES		701660	304102	13750152	6043368
		701660	304102	15226602	6275042
SULPHURIC ETHER	LB				8411
100 U KINGDOM				369	236
400 U STATES		44139	10583	649995	143411
		44139	10583	650364	143647
THEOBROMINE DIMETHYL SULPHATE	LB				8412
100 U KINGDOM				560	2928
400 U STATES		3129	11025	119022	410075
		3129	11025	119582	413003
POLISH KNIFE DR OTHER N O P					8413
100 U KINGDOM			2760	154797	
359 NORWAY				126	
376 SWITZRLND			199	830	
400 U STATES			32063	227232	
			35022	382985	
VANILLIN	LB				8414
100 U KINGDOM				2924	12831
400 U STATES				2890	17088
				5814	29919
ALL OTHER DRUGS CHEMICALS N O P					8415
100 U KINGDOM		153365		1881988	
215 INDIA				318	
231 HONG KONG		304		17757	
234 AUSTRALIA				2199	
236 NEW ZEAL				21322	
306 BELGIUM				23377	
307 BEL CONGO				40890	
309 BRAZIL				49	
313 CHINA				66	
327 FRANCE		743		54491	
335 GERMANY		8468		31440	
344 ITALY				1335	
347 JAPAN		175		25260	
352 MEXICO				13358	
354 NETHRLNDS		10552		70301	
359 NORWAY				89	
372 SPAIN				288	
376 SWITZRLND		19869		179200	
379 TURKEY				3939	
381 ALASKA				49	
386 URUGUAY				3069	
400 U STATES		1716363		21751331	
		1909839		24122116	
SYNTHETIC RESIN POWDER PHENOL					8416
100 U KINGDOM				601	3538
400 U STATES				1911	101784
				2512	105322
SYNTHETIC RESIN N O P POWDERED					8417
100 U KINGDOM				274	16266
400 U STATES				90356	1190703
				90630	1206969
SYNTHETIC RESIN FOR MFRS					8418
100 U KINGDOM					223876
335 GERMANY				36387	19227

Articles and Countries from which Imported	MONTH OF DECEMBER 1950		TWELVE MONTHS ENDED DECEMBER 1950		Class Number
	Quantities	Values (\$)	Quantities	Values (\$)	
376 SWITZRLND		411		1447	
400 U STATES		1017332		11607568	
LAMINATED PRODUCTS PAPER BASE		1054130		11852118	8419
100 U KINGDOM		4696		20214	
400 U STATES		64189		1006186	
LAMINATED PRODUCTS FABRIC BASE		68885		1026400	8420
100 U KINGDOM		507		2204	
400 U STATES		19913		162211	
SYNTHETIC PLASTICS CASEIN BASE		20420		164415	8421
100 U KINGDOM				756	
400 U STATES				4298	
MATERIALS NOP FOR PLASTICS				5054	8422
100 U KINGDOM		9893		12875	
335 GERMANY		5534		18143	
400 U STATES		123424		1367925	
CASINGS SYNTHETIC FOR MEATS	LB	138851		1398943	8423
400 U STATES					
SYNTHETIC RESIN MFRS N O P	9338	14851	495847	666483	8424
100 U KINGDOM	9338	14851	495847	666483	
231 HONG KONG		10210		82731	
317 CZECHO S		58		829	
318 DENMARK				278	
327 FRANCE				3219	
335 GERMANY		278		2995	
344 ITALY		11		6957	
347 JAPAN		975		720	
352 MEXICO		68		975	
376 SWITZRLND				608	
400 U STATES		489050		215	
TUNGSTEN CARBIDE IN TUBES		500650		5024866	8425
100 U KINGDOM				4275	
400 U STATES		3935		40722	
PLASTICIZERS FOR SYNTH RESINS		3935		44997	8427
100 U KINGDOM				10534	
400 U STATES		26931		351690	
BUTADIENE		26931		362224	8428
400 U STATES				852892	
ETHYL BENZINE	GAL			852892	8429
GASOLINE ANTI OXIDANTS	LB				8430
400 U STATES	9250	5850	270635	192265	
SYNTHETIC RESIN GLUE	9250	5850	270635	192265	8431
400 U STATES	58435	15475	582170	165349	
RIBOFLAVIN	58435	15475	582170	165349	8432
400 U STATES		1509		271219	
YEAST DEAD OR INACTIVE		1509		271219	8433
100 U KINGDOM	LB		2447	1215	
400 U STATES	20165	10427	203062	122105	
CATALYSTS PETROLEUM REFINING	20165	10427	205509	123320	8434
400 U STATES		98214		654853	
FATTY ALCOHOLS		98214		654853	8435
100 U KINGDOM				511	
400 U STATES		88061		605014	
MATERIALS NOP FOR CHROM OXIDE		88061		605525	8436
FLUORESCENT COATING OR POWDER	LB				8437
400 U STATES	6710	26025	35922	135205	
	6710	26025	35922	135205	



IMPORTS INTO CANADA FOR CONSUMPTION

Articles and Countries from which Imported	MONTH OF DECEMBER 1950		TWELVE MONTHS ENDED DECEMBER 1950		Class Number
	Quantities	Values (\$)	Quantities	Values (\$)	
<b>GROUP 9</b>					
<b>MISCELLANEOUS COMMODITIES</b>					
FILM FOR REPRODUCTION	FEET				9000
100 U KINGDOM	14310	885	270021	14041	
234 AUSTRALIA			8384	407	
400 U STATES	472779	22606	6408349	343470	
	487089	23491	6686754	357918	
BAGATELLE OR OTHER GAME BOARDS					9001
100 U KINGDOM		1245		21949	
317 CZECHO S				31	
327 FRANCE				220	
347 JAPAN				725	
400 U STATES		37040		551012	
		38285		573937	
BALLS CUES CUE HACKS CUE TIPS					9002
100 U KINGDOM		1982		47708	
306 BELGIUM				278	
327 FRANCE		518		4358	
354 NETHRLNDS				134	
400 U STATES		608		7268	
		3108		59746	
BILLIARD TABLES	NO				9003
100 U KINGDOM			1	278	
400 U STATES	2	113	46	1372	
	2	113	47	1650	
BALLS TENNIS	DOZ				9004
100 U KINGDOM	460	1012	24689	46172	
400 U STATES			100	438	
	460	1012	24789	46610	
BALLS ALL KINDS NOP FOR SPORTS					9005
100 U KINGDOM		2887		60588	
215 INDIA				1960	
216 PAKISTAN				6507	
234 AUSTRALIA		1027		8331	
327 FRANCE				3468	
344 ITALY		89		465	
347 JAPAN		671		8561	
400 U STATES		4300		74227	
		8974		164807	
FILMS X RAY					9006
100 U KINGDOM		4669		4669	
306 BELGIUM				12895	
400 U STATES		48866		1308399	
		53535		1325963	
GUN COVERS GAME BAGS					9007
100 U KINGDOM		7865		84218	
400 U STATES				1991	
		7865		86209	
CRICKET BATS BALLS GLOVES					9008
100 U KINGDOM				5391	
234 AUSTRALIA				922	
400 U STATES				534	
				6847	
DOLLS					9009
100 U KINGDOM		5605		161477	
231 HONG KONG		75		424	
306 BELGIUM				33	
317 CZECHO S				6078	
327 FRANCE				515	
335 GERMANY		509		4614	
344 ITALY		194		7684	
347 JAPAN		112		25117	
354 NETHRLNDS		100		4042	
366 PORTUGAL		10		95	
400 U STATES		5678		39354	
		12283		249433	
FILMS PHOTOGRAPHERS					9010
100 U KINGDOM		243		20004	
306 BELGIUM				2948	
347 JAPAN				1920	
400 U STATES		95663		1138176	
		95906		1163048	
FILMS CINEMATOGRAPH POSITIVES	FEET				9011
100 U KINGDOM	86920	6952	1477379	118540	
327 FRANCE	209643	16774	4207686	339711	
376 SWITZRLND			700	56	
380 USSR			5980	478	
400 U STATES	1264412	101208	13976652	1126819	
	1560975	124934	19668397	1585604	
FILMS FOR AERIAL PHOTOGRAPHY					9012
400 U STATES		180		20271	
		180		20271	
FISHING RODS					9013
100 U KINGDOM		2069		59582	
327 FRANCE				713	
347 JAPAN		14		5410	
375 SWEDEN				2939	
376 SWITZRLND				224	
400 U STATES		8406		200115	
		10489		268983	
GOLF CLUBS AND FINISHED PARTS					9014
100 U KINGDOM		1631		25471	
400 U STATES		298		47371	
		1929		72842	
MENAGERIES					9015

Articles and Countries from which Imported	MONTH OF DECEMBER 1950		TWELVE MONTHS ENDED DECEMBER 1950		Class Number
	Quantities	Values (\$)	Quantities	Values (\$)	
<b>MECHANICAL TOYS OF METAL</b>					9016
100 U KINGDOM		19450		334332	
306 BELGIUM				360	
327 FRANCE				8905	
335 GERMANY		4619		292719	
344 ITALY		382		2267	
347 JAPAN		3453		121368	
375 SWEDEN				622	
376 SWITZRLND		494		3352	
400 U STATES		73954		558351	
		102352		1322276	
<b>METAL JUVENILE CONSTR SETS</b>					9017
100 U KINGDOM		21941		260245	
234 AUSTRALIA				12392	
335 GERMANY				13011	
400 U STATES		1506		11245	
		23447		296893	
<b>TOYS OF ALL KINDS N O P</b>					9018
100 U KINGDOM		80941		909383	
231 HONG KONG		81		809	
234 AUSTRALIA				1774	
306 BELGIUM		14		650	
313 CHINA		58		58	
317 CZECHO S		216		30980	
318 DENMARK				368	
327 FRANCE		679		14805	
335 GERMANY		13382		248102	
344 ITALY		794		3328	
347 JAPAN		24704		629386	
349 LATVIA				1038	
354 NETHRLNDS		131		196	
372 SPAIN				42	
375 SWEDEN				2764	
376 SWITZRLND				3548	
389 IRELAND				123	
400 U STATES		85822		810963	810696
		206822		2658317	
<b>SPORTSMENS FISHING TACKLE NOP</b>					9019
100 U KINGDOM		17443		290063	
215 INDIA				2065	
231 HONG KONG				6259	
234 AUSTRALIA				3233	
306 BELGIUM				292	
317 CZECHO S				5271	
327 FRANCE		147		18946	
335 GERMANY		1465		3694	
347 JAPAN		1734		12573	
359 NORWAY		2515		41918	
372 SPAIN				3546	
375 SWEDEN		1069		13330	
376 SWITZRLND				1905	
389 IRELAND				144	
400 U STATES		23273		755578	
		47646		1158817	
<b>FILMS CINEMATOGRAPH NEGATIVE</b>					9020
100 U KINGDOM				1187	
400 U STATES		3541		86372	
		3541		87559	
<b>BRUSHES ARTISTS</b>					9021
100 U KINGDOM		1931		46386	
327 FRANCE				1924	
335 GERMANY		1432		6857	
347 JAPAN				1903	
400 U STATES		6871		41546	
		10234		98616	
<b>BRUSHES PAINT AND VARNISH</b>					9022
100 U KINGDOM		15061		151683	
327 FRANCE				353	
354 NETHRLNDS		519		957	
400 U STATES		398		11003	
		15978		163996	
<b>BRUSHES TOOTH</b>					9023
100 U KINGDOM		2286		33038	
231 HONG KONG		135		303	
400 U STATES		1029		10418	
		3450		43759	
<b>BRUSHES TOILET N O P</b>					9024
100 U KINGDOM		5505		85371	
231 HONG KONG				255	
306 BELGIUM				428	
317 CZECHO S				24	
327 FRANCE				124	
335 GERMANY		3689		10461	
347 JAPAN				1996	
376 SWITZRLND				473	
400 U STATES		18529		198215	
		27723		297347	
<b>BRUSHES ALL OTHER N O P</b>					9025
100 U KINGDOM		3371		46039	
207 UN SO AFR				793	
231 HONG KONG		136		1047	
306 BELGIUM				1618	
327 FRANCE				508	
335 GERMANY				887	
347 JAPAN				1608	



IMPORTS INTO CANADA FOR CONSUMPTION

Articles and Countries from which Imported	MONTH OF DECEMBER 1950		TWELVE MONTHS ENDED DECEMBER 1950		Class Number
	Quantities	Values (\$)	Quantities	Values (\$)	
354 NETHRLNDS				1 08	
376 SWITZRLND				1 33	
400 U STATES		25 683		33 722 27	
<b>PACKAGES DUTY ONCE PAID</b>		<b>29 190</b>		<b>36 996 68</b>	<b>9032</b>
<b>PACKAGES CONTAINING GOODS</b>					<b>9033</b>
100 U KINGDOM		134 741		161 219 7	
203 B E AFR				2 10	
204 S RHOD				7 55	
207 UN SO AFR				29	
215 INDIA		1 160		1 46 50	
216 PAKISTAN				7 98	
217 CEYLON		284		33 89	
218 MALAYA		11		9 61	
220 BERMUDA				38	
224 JAMAICA				5	
225 TRINIDAD				13	
228 LEEW WIND				2 47	
231 HONG KONG		7 877		72 658	
234 AUSTHALIA		244		6 21	
236 NEW ZEAL		370		5 40	
304 ARGENTINA		2900		82 598	
305 AUSTRIA		32		7 55	
306 BELGIUM		6 372		52 288	
309 BRAZIL				67 63	
313 CHINA		2 280		15 282	
314 COLOMBIA				1 94	
316 CUBA		71		4 26	
317 CZECHO S		48 36		408 06	
318 DENMARK		460		71 02	
321 ECUADOR				5	
322 EGYPT				36	
323 EL SALVD				43	
326 FINLAND				8 72	
327 FRANCE		7 478		9 48 19	
334 ST PIERRE				78	
335 GERMANY		10 019		86 595	
337 GUATEMALA				8	
338 HAITI				4 37	
340 HUNGARY				8 25	
342 IRAN				7 46	
344 ITALY		13 045		11 32 50	
347 JAPAN		12 186		18 76 21	
349 LATVIA				54	
352 MEXICO				1 95	
354 NETHRLNDS		9 076		12 00 55	
355 INDONESIA		64		13 97	
359 NDRWAY				4 78	
365 POLAND		307		49 92	
366 PORTUGAL		4		1 89	
367 AZORES		42		16 45	
372 SPAIN		19 62		110 52	
375 SWEDEN		624		177 07	
376 SWITZRLNO		5 016		48 809	
386 URUGUAY				82 54	
389 IRELAND		286		4 85	
400 U STATES		164 187		223 56 98	
<b>PACKAGES BARRELS AND CASKS</b>		<b>38 593 4</b>		<b>48 496 70</b>	<b>9034</b>
100 U KINGDOM		12 14		15 19 2	
207 UN SO AFR		1888		23 46 1	
221 B GUIANA		26 32		142 68	
223 BARBADOS		82		11 73	
224 JAMAICA		11 77		81 53	
225 TRINIDAD				68	
231 HONG KONG				4 28	
232 MALTA		122		4 66	
234 AUSTRALIA		19 21		13 6 15	
309 BRAZIL				1 39	
312 CHILE		28		4 06	
316 CUBA				58 80	
327 FRANCE		4 57		58 33	
328 FR AFRICA		196		12 10	
335 GERMANY				4 63	
336 GREECE		192		8 37	
344 ITALY		28		14 83	
347 JAPAN				49	
354 NETHRLNDS		324		38 93	
359 NORWAY		210		21 86	
366 PORTUGAL		7 59		64 36	
372 SPAIN		9 97		34 58	
375 SWEDEN				11 22	
382 VIRGIN IS				4 86	
389 IRELAND		129		1 53	
400 U STATES		16 665		19 69 34	
<b>PACKAGES BOTTLES</b>		<b>29 021</b>		<b>30 779 2</b>	<b>9035</b>
100 U KINGDOM		4 075 9		32 059 3	
207 UN SO AFR		7 79		39 38	
221 B GUIANA		8 38		41 82	
223 BARBADOS		23 18		160 41	
224 JAMAICA		27 59		188 97	
225 TRINIDAD		10 41		86 71	
227 BAHAMAS		39		68 7	
231 HONG KONG		6		1 56	

## IMPORTS INTO CANADA FOR CONSUMPTION

Articles and Countries from which Imported	MONTH OF DECEMBER 1950		TWELVE MONTHS ENDED DECEMBER 1950		Class Number
	Quantities	Values (\$)	Quantities	Values (\$)	
234 AUSTRALIA		2190		18850	
235 FIJI				28	
304 ARGENTINA				20	
306 BELGIUM		50		198	
312 CHILE		14		43	
313 CHINA				1283	
316 CUBA		210		1373	
317 CZECHOSLOVAKIA				120	
318 DENMARK		200		1310	
324 ESTONIA				135	
327 FRANCE		5836		38192	
335 GERMANY		48		243	
336 GREECE				40	
344 ITALY		1119		7462	
352 MEXICO				10	
354 NETHERLANDS		1144		5810	
359 NORWAY		10		176	
360 ISRAEL				363	
366 PORTUGAL		1127		5333	
367 AZORES				20	
372 SPAIN		751		4304	
375 SWEDEN		14		40	
376 SWITZERLAND		16		179	
382 VIRGIN ISLANDS				180	
384 PUERTO RICO		759		6199	
389 IRELAND				120	
400 UNITED STATES		657		12957	
		62684		478153	
PACKAGES CONTAINING MACHINERY					9036
100 UNITED KINGDOM		6734		70025	
306 BELGIUM		408		1148	
317 CZECHOSLOVAKIA				242	
318 DENMARK				125	
327 FRANCE		4		291	
335 GERMANY		8		457	
344 ITALY		1648		1648	
347 JAPAN				69	
375 SWEDEN		402		3293	
376 SWITZERLAND		31		2117	
400 UNITED STATES		7021		106080	
		16256		185495	
SPINAL BRACES AND PARTS					9050
400 UNITED STATES		653		3706	
		653		3706	
EFFECTS LEFT BY BEQUEST					9051
100 UNITED KINGDOM		18831		179692	
207 UNION OF SOUTH AFRICA				325	
215 INDIA				400	
220 BERMUDA				225	
223 BARBADOS		60		160	
224 JAMAICA				290	
227 BAHAMAS				5000	
234 AUSTRALIA				1480	
236 NEW ZEALAND				477	
306 BELGIUM				3982	
318 DENMARK				845	
327 FRANCE		600		22780	
335 GERMANY		104		1028	
344 ITALY				3075	
354 NETHERLANDS				3640	
359 NORWAY				879	
363 PERU				50	
375 SWEDEN		100		550	
376 SWITZERLAND		210		1625	
377 SYRIA				600	
383 HAWAII				100	
389 IRELAND				700	
400 UNITED STATES		17640		251244	
		37545		479147	
APPLIANCES BOOTS FOR CRIPPLES					9052
100 UNITED KINGDOM				13	
400 UNITED STATES		338		7848	
		338		7861	
ARTIFICIAL LIMBS AND PARTS					9053
100 UNITED KINGDOM		465		8603	
400 UNITED STATES		7973		104551	
		8438		113154	
BEAD ORNAMENTS					9055
100 UNITED KINGDOM				513	
400 UNITED STATES				1461	
				1974	
BELTS AND P					9056
100 UNITED KINGDOM		300		13744	
305 AUSTRIA		59		59	
306 BELGIUM				16	
327 FRANCE		2217		5511	
352 MEXICO				167	
400 UNITED STATES		1472		22179	
		4048		41696	
BLINDS NOT TEXTILE OR PAPER					9057
100 UNITED KINGDOM				917	
231 HONG KONG		97		985	
347 JAPAN		221		3945	
400 UNITED STATES		346		14970	
		664		20817	

IMPORTS INTO CANADA FOR CONSUMPTION

Articles and Countries from which Imported	MONTH OF DECEMBER 1950		TWELVE MONTHS ENDED DECEMBER 1950		Class Number
	Quantities	Values (\$)	Quantities	Values (\$)	
BOOT SHOE SHIRT STAY LACES 100 U KINGDOM 327 FRANCE 400 U STATES				3032 1183 2516 6731	9058
BOOTS SHOES AND SLIPPERS FELT 100 U KINGDOM 207 UN SO AFR 231 HONG KONG 347 JAPAN 354 NETHRLNDS 400 U STATES	PAIR 20893	16616	286677 8800 770 1440 22670 2376	224517 4332 790 511 19945 3903	9059
BOOTS SHOES AND SLIPPERS N O P 100 U KINGDOM 231 HONG KONG 313 CHINA 327 FRANCE 338 HAITI 344 ITALY 347 JAPAN 354 NETHRLNDS 376 SWITZRLND 400 U STATES	PAIR 3928 5718 124	3549 3015 90	51375 37495 3470 600 3960 6123 3130 24547 10 91426	62533 20240 2846 724 5820 6376 1688 20901 103 185662	9060
BROOMS AND WHISKS 100 U KINGDOM 231 HONG KONG 347 JAPAN 352 MEXICO 400 U STATES				356 51 62 1589 82666 5660 5660	9061
BUTTONS SHOE PAPIER MACHE 400 U STATES				112 112 839 839	9062
BUTTONS SHOE N O P 400 U STATES				1029 1029 11747 11747	9063
BUTTONS VEGETABLE IVORY 400 U STATES	GROSS			159 159 472 472	9064
BUTTONS COLLAR AND CUFF 100 U KINGDOM 317 CZECHO S 335 GERMANY 347 JAPAN 400 U STATES	GROSS			577 1886 1 2495 11828 74482 120 6634 16787 91705	9065
BUTTONS N O P 100 U KINGDOM 317 CZECHO S 327 FRANCE 335 GERMANY 344 ITALY 347 JAPAN 376 SWITZRLND 400 U STATES	GROSS			1320 1462 4 90 88 28 30050 21101 141090 1 133 88487 60609 528671 418903 121413 87250 713584 581129	9066
CASES BOXES DESKS FANCY 100 U KINGDOM 215 INDIA 231 HONG KONG 305 AUSTRIA 306 BELGIUM 313 CHINA 317 CZECHO S 318 DENMARK 327 FRANCE 335 GERMANY 344 ITALY 347 JAPAN 352 MEXICO 354 NETHRLNDS 359 NORWAY 366 PORTUGAL 372 SPAIN 375 SWEDEN 376 SWITZRLND 400 U STATES		29354 54 745 220 954 934 281 915 4440 1649 3365 206		508690 4306 3605 475 2556 3516 5656 158 41236 55092 41482 53274 512 1857 135 156 2405 493 7681 667226 1400511	9067
CHARITABLE DONATIONS 100 U KINGDOM 318 DENMARK 354 NETHRLNDS 400 U STATES		147 13		1666 13 30 141170 142879	9068
COMBS TOILET DRESSING FANCY 100 U KINGDOM 327 FRANCE 335 GERMANY 347 JAPAN 400 U STATES		983		18559 609 498 155 25726 45547	9069
APPLIANCES FOR THE DEAF PARTS 100 U KINGDOM 400 U STATES		1626 94499 96125		31488 1137172 1168660	9070

## IMPORTS INTO CANADA FOR CONSUMPTION

Articles and Countries from which Imported	MONTH OF DECEMBER 1950		TWELVE MONTHS ENDED DECEMBER 1950		Class Number
	Quantities	Values (\$)	Quantities	Values (\$)	
FANS					9071
231 HONG KONG				244	
313 CHINA				163	
344 ITALY				501	
347 JAPAN		454		1111	
400 U STATES				608	
		454		2627	
INSOLES OF ALL KINDS					9072
100 U KINGDOM		1471		14025	
347 JAPAN		201		942	
400 U STATES		336		7092	
		2008		22059	
JEWELLERY N O P					9073
100 U KINGDOM		21486		517777	
215 INDIA				2403	
217 CEYLON				150	
231 HONG KONG		2318		11375	
234 AUSTRALIA		249		1869	
235 FIJI				332	
305 AUSTRIA		2027		4513	
306 BELGIUM				2743	
309 BRAZIL				72	
313 CHINA		1737		4222	
317 CZECHO S		6257		125083	
318 DENMARK		117		3301	
322 EGYPT				80	
326 FINLAND				36	
327 FRANCE		1506		52158	
335 GERMANY		6513		60640	
344 ITALY		2690		27030	
347 JAPAN		18825		170880	
352 MEXICO				23412	
354 NETHRLNDS		74		8781	
363 PERU				157	
371 SIAM		1442		3792	
376 SWITZRLND		2402		6848	
400 U STATES		95213		719954	
		162856		1747608	
MATS ODOR OR CARRIAGE N O P					9074
400 U STATES				1373	
				1373	
MATTRESSES					9075
100 U KINGDOM		1222		11845	
400 U STATES				1342	
		1222		13167	
PICTURE AND PHOTOGRAPH FRAMES					9076
100 U KINGDOM		957		16189	
231 HONG KONG				215	
306 BELGIUM				128	
313 CHINA				63	
317 CZECHO S				499	
318 DENMARK		4966		19937	
327 FRANCE				1025	
335 GERMANY				1162	
344 ITALY		106		14265	
352 MEXICO		104		377	
354 NETHRLNDS		153		251	
400 U STATES		15090		63097	
		21376		117208	
POCKET BOOKS PORTFOLIOS PURSES					9077
100 U KINGDOM		63888		695047	
215 INDIA		253		861	
224 JAMAICA				1476	
227 BAHAMAS				317	
231 HONG KONG		302		953	
234 AUSTRALIA				641	
304 ARGENTINA				25	
305 AUSTRIA		140		5354	
306 BELGIUM		1047		19524	
313 CHINA		60		169	
317 CZECHO S				2919	
322 EGYPT				797	
327 FRANCE		2899		90861	
335 GERMANY		2512		28976	
338 HAITI				114	
340 HUNGARY				649	
344 ITALY		1150		41718	
347 JAPAN		1083		7227	
352 MEXICO		197		4603	
353 MOROCCO				111	
354 NETHRLNDS		15		92	
360 ISRAEL				426	
367 AZORES				1679	
375 SWEDEN		960		1741	
376 SWITZRLND		167		4428	
400 U STATES		44411		405524	
		119084		1316232	
REFRIGERATORS ELECTRIC					9078
100 U KINGDOM	NO				
375 SWEDEN		18998	423	53379	
400 U STATES			1	77	
		1058	10664	1502521	
		1159	11088	1555977	
REFRIGERATORS N O P					9079
100 U KINGDOM	NO				
234 AUSTRALIA			133	21630	
			3	516	

IMPORTS INTO CANADA FOR CONSUMPTION

Articles and Countries from which Imported	MONTH OF DECEMBER 1950		TWELVE MONTHS ENDED DECEMBER 1950		Class Number	
	Quantities	Values (\$)	Quantities	Values (\$)		
400 U STATES	62	7613	717	105372	9080	
REGALIA AND BADGES	62	7613	853	127518		
100 U KINGDOM		4587		57627	9081	
327 FRANCE				1893		
347 JAPAN				90		
400 U STATES		456		12422		
SHADES LAMP NOP SHADE HOLDERS		5043		72032		
100 U KINGDOM				1932	9082	
231 HONG KONG		220		893		
335 GERMANY				3133		
344 ITALY				60		
347 JAPAN				130		
354 NETHRLNDS				783		
400 U STATES		1060		16004		
SPECTACLE FRAMES AND PARTS NOP		1280		22935	9083	
100 U KINGDOM		1172		10886		
327 FRANCE		141		3529		
347 JAPAN				203		
389 IRELAND				1000		
400 U STATES		180595		1837193		
PARTS FOR SPECTACLE FRAMES		181908		1852811	9084	
400 U STATES		6414		121649		
TOBACCO PIPES SMOKERS SETS		6414		121649	9085	
100 U KINGDOM		20270		160993		
215 INDIA				90		
231 HONG KONG		146		528		
305 AUSTRIA		180		3974		
306 BELGIUM				234		
313 CHINA		110		297		
317 CZECHO S				6324		
327 FRANCE		6467		139995		
335 GERMANY		357		3409		
344 ITALY		2882		148286		
347 JAPAN		451		2679		
354 NETHRLNDS				40		
376 SWITZRLND				4499		
400 U STATES		5874		75598		
TOBACCO POUCHES CIGARETTE CASE		36737		546946		9086
100 U KINGDOM		5901		77305		
231 HONG KONG		10		30		
305 AUSTRIA		64		17597		
306 BELGIUM				173		
313 CHINA		107		150		
317 CZECHO S				1439		
318 DENMARK				28		
327 FRANCE		234		1258		
335 GERMANY		129		12802		
344 ITALY				68		
347 JAPAN		1037		15397		
376 SWITZRLND				38		
400 U STATES		595		22942		
TOILET AND MANICURE SETS		8077		149227	9087	
100 U KINGDOM		112		5984		
335 GERMANY		981		2975		
400 U STATES		94		4297		
TRUNKS AND VALISES		1187		13256	9088	
100 U KINGDOM		27971		278928		
231 HONG KONG		14		242		
306 BELGIUM				1917		
317 CZECHO S				5529		
327 FRANCE		27		598		
335 GERMANY				6769		
340 HUNGARY				64		
344 ITALY		139		3095		
347 JAPAN				133		
375 SWEDEN				24323		
376 SWITZRLND				26		
400 U STATES		19950		255169		
UMBRELLAS PARASOLS SUNSHADES		48101		576793	9089	
100 U KINGDOM		286		3705		
231 HONG KONG				89		
327 FRANCE		140		1848		
344 ITALY				308		
347 JAPAN		168		27559		
400 U STATES		1008		28643		
WINDOW SHADE OR BLIND ROLLERS		1602		62152	9090	
375 SWEDEN		4264		8667		
400 U STATES		21995		88487		
REFRIGERATOR PARTS		26259		97154	9091	
100 U KINGDOM		83384		650713		
400 U STATES		1249931		13018513		
MINERAL AND AERATED WATERS		1333315		13669226	9103	
100 U KINGDOM				5931		
327 FRANCE				68439		
400 U STATES		16		12241		
		16		86611		

## IMPORTS INTO CANADA FOR CONSUMPTION

Articles and Countries from which Imported	MONTH OF DECEMBER 1950		TWELVE MONTHS ENDED DECEMBER 1950		Class Number
	Quantities	Values (\$)	Quantities	Values (\$)	
ACCORDIONS CONCERTINAS					
100 U KINGDOM	NO	2	5	590	9110
317 CZECHO S			411	4555	
327 FRANCE		41	501	5496	
335 GERMANY		414	6207	59438	
344 ITALY		929	10061	417365	
375 SWEDEN			1	556	
376 SWITZRLNO			572	12245	
400 U STATES		137	1407	81047	
		1523	43056	581292	
BRASS BAND INSTRUMENTS					
100 U KINGDOM				85595	9111
216 PAKISTAN				2114	
317 CZECHO S				18984	
327 FRANCE				40690	
335 GERMANY				598	
344 ITALY				9306	
400 U STATES				170867	
				328154	
HARPS					
100 U KINGDOM	NO			247	9113
400 U STATES			1	5391	
			8	5638	
CABINET ORGANS					
400 U STATES	NO			9958	9114
		5	32	9958	
		5	32	9958	
PIPE ORGANS					
400 U STATES	NO			18127	9115
			2	18127	
ORGAN PARTS N O P					
100 U KINGDOM				24829	9116
400 U STATES				119731	
				15877	
				144560	
PIANOS					
100 U KINGDOM	NO	5	22	6579	9117
306 BELGIUM			1	959	
354 NETHRLNDS		1	1	1996	
400 U STATES		11	111	105160	
		17	135	114694	
PIANO PARTS N O P					
100 U KINGDOM				8336	9118
327 FRANCE				1218	
335 GERMANY				1157	
400 U STATES				157720	
				17168	
				168431	
PIANO AND ORGAN PARTS FOR MFR					
100 U KINGDOM				26446	9119
400 U STATES				69609	
				2068	
				3123	
PHONOGRAPHS GRAMOPHONES N O P					
100 U KINGDOM				30886	9120
376 SWITZRLNO				941	
400 U STATES				492334	
				895	
				35855	
PHONOGRAPH RECORDS					
100 U KINGDOM				260764	9121
231 HONG KONG				10	
234 AUSTRALIA				3458	
306 BELGIUM				319	
317 CZECHO S				4969	
326 FINLAND				460	
327 FRANCE				20297	
335 GERMANY				2029	
344 ITALY				663	
347 JAPAN				876	
375 SWEDEN				570	
376 SWITZRLNO				2945	
400 U STATES				821010	
				376	
				62744	
				99058	
				1118370	
OTHER MUSICAL INSTRUMENTS					
100 U KINGDOM				12545	9122
309 BRAZIL				663	
317 CZECHO S				8153	
327 FRANCE				15436	
335 GERMANY				98348	
344 ITALY				3901	
347 JAPAN				13927	
352 MEXICO				979	
354 NETHRLNDS				14	
375 SWEDEN				131	
376 SWITZRLNO				113075	
400 U STATES				292588	
				6929	
				28197	
				60452	
MUSICAL INSTRUMENT STRINGS					
100 U KINGDOM				1773	9123
215 INDIA				150	
335 GERMANY				1108	
400 U STATES				71045	
				4348	
				4574	
PHONOGRAPHS COIN OPERATED					
400 U STATES	NO			117827	9124
			257	117827	
THERMOMETERS					
100 U KINGDOM				47380	9129
400 U STATES				634104	
				3289	
				55285	
				58574	
				681484	

IMPORTS INTO CANADA FOR CONSUMPTION

Articles and Countries from which Imported	MONTH OF DECEMBER 1950		TWELVE MONTHS ENDED DECEMBER 1950		Class Number
	Quantities	Values (\$)	Quantities	Values (\$)	
APPARATUS X RAY					9130
100 U KINGDOM		1573		22002	
327 FRANCE				622	
335 GERMANY		256		2519	
354 NETHRLNDS		6054		46909	
375 SWEDEN				3209	
376 SWITZRLND				4123	
400 U STATES		95712		2596946	
		103595		2676330	
ARTIFICIAL LARYNX					9131
400 U STATES				271	
				271	
BOTANICAL SPECIMENS					9132
100 U KINGDOM		301		1124	
207 UN SO AFR				100	
400 U STATES		768		32262	
		1069		33486	
OLD COINS STAMPS TROPHIES					9133
100 U KINGDOM		325		14848	
203 B E AFR				30	
207 UN SO AFR				528	
224 JAMAICA				21	
327 FRANCE				90	
354 NETHRLNDS				390	
360 ISRAEL				1879	
376 SWITZRLND				200	
381 ALASKA				200	
400 U STATES		25063		286877	
		25388		305063	
CAMERAS AND CAMERA PARTS N O P					9134
100 U KINGDOM		3768		118358	
305 AUSTRIA				158	
317 CZECHOS		277		6394	
327 FRANCE		5409		23393	
335 GERMANY		68110		410071	
344 ITALY		1160		5627	
347 JAPAN		4239		55944	
376 SWITZRLND		13628		53118	
400 U STATES		64822		1060695	
		161413		1733758	
CAMERA PARTS UNFINISHED					9135
400 U STATES		9882		227523	
		9882		227523	
CAMERA LENSES AND SHUTTERS					9136
327 FRANCE				62	
335 GERMANY				337	
400 U STATES		18720		323210	
		18720		323609	
COLLECTIONS OF ANTIQUITIES					9137
100 U KINGDOM		36756		238581	
207 UN SO AFR				250	
220 BERMUDA				1065	
227 BAHAMAS				1655	
327 FRANCE				1626	
335 GERMANY		365		495	
344 ITALY				1331	
347 JAPAN				537	
389 IRELAND				417	
400 U STATES		32768		262900	
		69889		508857	
CYCLOMETERS AND SPEEDOMETERS					9138
100 U KINGDOM		531		10584	
376 SWITZRLND				2050	
400 U STATES		10816		162160	
		11347		174794	
GLOBES GEOGRAPHICAL					9139
100 U KINGDOM		1349		19392	
327 FRANCE				508	
400 U STATES		7421		56945	
		8770		76845	
MODELS OF INVENTIONS					9140
100 U KINGDOM				72	
376 SWITZRLND				255	
400 U STATES		5288		75751	
		5288		76078	
APPARATUS FOR INSTITUTIONS					9141
100 U KINGDOM		17358		270799	
317 CZECHOS				603	
318 DENMARK		229		7812	
327 FRANCE		613		15716	
335 GERMANY		1755		17625	
354 NETHRLNDS				1704	
359 NORWAY				1382	
375 SWEDEN				1106	
376 SWITZRLND		397		20264	
400 U STATES		338980		5470588	
		359332		5807599	
OPERATING ROOM EQUIPMENT					9142
100 U KINGDOM		80		6253	
306 BELGIUM				226	
327 FRANCE				2686	
335 GERMANY				4573	
400 U STATES		132939		1913612	
		133019		1927350	

## IMPORTS INTO CANADA FOR CONSUMPTION

Articles and Countries from which Imported	MONTH OF DECEMBER 1950		TWELVE MONTHS ENDED DECEMBER 1950		Class Number
	Quantities	Values (\$)	Quantities	Values (\$)	
DENTAL INSTRUMENTS					9143
100 U KINGDOM		7202		99693	
305 AUSTRIA		2034		24522	
317 CZECHOS				740	
327 FRANCE				25595	
335 GERMANY		16085		169171	
344 ITALY				2606	
347 JAPAN		300		8868	
354 NETHRLNDS				13000	
375 SWEDEN				3597	
376 SWITZRLND		1067		9201	
400 U STATES		42458		728854	
		69146		1085847	
SURGICAL TRUSSES AND SUPPORTS					9144
100 U KINGDOM		925		5156	
400 U STATES		2537		52270	
		3462		57426	
ARTICLES FOR THE BLIND					9145
100 U KINGDOM				2337	
306 BELGIUM				500	
376 SWITZRLND				3308	
400 U STATES		2343		47252	
		2343		53397	
OPTICAL AND PHILOSOPHICAL INST					9146
100 U KINGDOM		29726		243804	
234 AUSTRALIA				661	
306 BELGIUM				2254	
317 CZECHOS				2500	
318 DENMARK		511		1264	
323 EL SALVD				162	
327 FRANCE		9664		133421	
335 GERMANY		12300		98087	
344 ITALY		55		223	
347 JAPAN		14155		101924	
359 NORWAY				305	
375 SWEDEN				14428	
376 SWITZRLND		767		53907	
400 U STATES		212362		2346928	
		279540		2999868	
PROFESSIONAL CAMERAS AND PARTS					9147
100 U KINGDOM		5741		18569	
327 FRANCE				59	
335 GERMANY				1601	
344 ITALY				155	
376 SWITZRLND				1037	
400 U STATES		22402		362260	
		28143		383681	
EDUCATIONAL FILMS					9148
100 U KINGDOM		918		29175	
215 INDIA				34	
234 AUSTRALIA				188	
306 BELGIUM				320	
327 FRANCE		1000		7337	
354 NETHRLNDS				169	
400 U STATES		47061		422397	
		48979		459620	
CINEMATOGRAPH CAMERAS					9149
400 U STATES		2054		15408	
		2054		15408	
SURGICAL INSTRUMENTS					9150
100 U KINGDOM		10292		137061	
305 AUSTRIA				42	
327 FRANCE		259		14631	
335 GERMANY		8973		100907	
344 ITALY				15872	
347 JAPAN				15405	
354 NETHRLNDS				2225	
375 SWEDEN		865		54903	
376 SWITZRLND		551		6139	
400 U STATES		292012		3205525	
		312952		3552710	
RACING SHELLS OR OARS	NO				9151
100 U KINGDOM				810	
234 AUSTRALIA			1	153	
376 SWITZRLND			1	336	
400 U STATES				490	
			2	1789	
BOATS OPEN PLEASURE	NO				9152
100 U KINGDOM			40	8844	
327 FRANCE			1	205	
375 SWEDEN			7	569	
400 U STATES	9	529	319	31013	
	9	529	367	40631	
LAUNCHES PLEASURE MOTIVE POWER	NO				9153
100 U KINGDOM			4	9645	
227 BAHAMAS			1	1000	
400 U STATES	1	4598	37	49063	
	1	4598	42	59708	
MATERIALS EXWHOUSE FOR VESSELS					9154
SHIPS AND VESSELS REPAIRS ON					9155
334 ST PIERRE		323		3222	
372 SPAIN		4685		7085	
381 ALASKA				175	
400 U STATES		14516		64098	
		19524		74580	



IMPORTS INTO CANADA FOR CONSUMPTION

Articles and Countries from which Imported	MONTH OF DECEMBER 1950		TWELVE MONTHS ENDED DECEMBER 1950		Class Number
	Quantities	Values (\$)	Quantities	Values (\$)	
SHIPS FOREIGN BUILT COASTAL	NO				
375 SWEDEN			1	5 5000	9156
400 U STATES			6	38 2975	
			7	4 37975	
VESSELS FOREIGN BUILT N O P					9157
100 U KINGDOM				138 282	
341 ICELAND				200 000	
400 U STATES		5748		70 5071	
		5748		104 3353	
BUGGIES CUTTERS VEHICLES N O P	NO				9162
100 U KINGDOM		69	66	2353	
400 U STATES	136	7185	2117	139987	
	137	7254	2183	142340	
CHILDRENS CARRIAGES AND PARTS	NO				9163
100 U KINGDOM	21	159	600	71 333	
344 ITALY			10	281	
376 SWITZRLND			2	129	
400 U STATES			414	57 21	
	21	159	1026	13 264	
CHILDRENS SLEDS VEHICLES N O P					9164
100 U KINGDOM		219		5394	
400 U STATES		22173		291740	
		22392		297134	
SLEIGHS N O P AND PARTS	NO				9165
WAGONS AND SLEDS FARM AND PTS	NO				9166
100 U KINGDDM			4	1486	
400 U STATES	257	29358	3645	51 8838	
	257	29358	3649	52 0324	
WAGONS FREIGHT DRAYS AND PARTS	NO				9167
400 U STATES			5	760	
			5	760	
WHEELBARROWS HAND TRUCKS CARTS	NO				9168
100 U KINGDOM	130	1111	1331	12826	
375 SWEDEN			1	46	
400 U STATES	4511	69955	50295	73 4465	
	4641	71066	51627	74 7337	
TRUCKS AND CARS N O P					9169
100 U KINGDOM				1347	
400 U STATES		12658		137702	
		12658		139049	
TRAILERS FOR MOTOR VEHICLES	NO				9170
100 U KINGDOM	3	6389	29	46521	
400 U STATES	13	14871	524	290910	
	16	21260	553	337431	
AIRCRAFT NOT OVER 1500 LB WT	NO				9171
400 U STATES	2	2908	66	217404	
	2	2908	66	217404	
AIRCRAFT 1501 TO 3000 LB WT	NO				9172
400 U STATES	1	6640	16	94973	
	1	6640	16	94973	
AIRCRAFT 3001 TO 7500 LB WT	NO				9173
100 U KINGDOM			2	81347	
400 U STATES			5	130188	
			7	211535	
AIRCRAFT OVER 7500 LB WEIGHT	NO				9174
400 U STATES	18	321058	26	691220	
	18	321058	26	691220	
AIRCRAFT PTS EXCLUDING ENG PTS					9175
100 U KINGDOM		154650		1726716	
234 AUSTRALIA		230		8543	
381 ALASKA				296	
400 U STATES		583031		7991719	
		737911		9727274	
PAINTINGS UNDER 20 DOLLARS	NO				9181
100 U KINGDOM	34	189	654	4449	
305 AUSTRIA			288	974	
306 BELGIUM			300	150	
327 FRANCE			79	1066	
335 GERMANY			86	433	
344 ITALY			45	616	
354 NETHRLNDS	320	130	684	753	
400 U STATES	32	214	329	2274	
	386	533	2465	10715	
PAINTINGS 20 DOLLARS OR OVER					9182
100 U KINGDOM		16292		153882	
207 UN SO AFR				50	
234 AUSTRALIA				124	
305 AUSTRIA		692		5943	
306 BELGIUM		40		75	
317 CZECHO S				500	
318 DENMARK		250		250	
327 FRANCE		264		39457	
335 GERMANY				2240	
344 ITALY		1000		11759	
352 MEXICO		145		145	
354 NETHRLNDS				134821	
376 SWITZRLND				8409	
400 U STATES		15861		514544	
		24544		872199	
STATUES AND STATUETTES N O P					9183
100 U KINGDOM		6082		44895	
215 INDIA		726		1176	
231 HONG KONG		497		2865	
313 CHINA		148		1901	

## IMPORTS INTO CANADA FOR CONSUMPTION

Articles and Countries from which Imported	MONTH OF DECEMBER 1950		TWELVE MONTHS ENDED DECEMBER 1950		Class Number
	Quantities	Values (\$)	Quantities	Values (\$)	
317 CZECHO S		22		713	
318 DENMARK		19		459	
326 FINLAND				20	
327 FRANCE		852		31891	
335 GERMANY		678		10097	
344 ITALY		7300		53149	
347 JAPAN		3520		28578	
354 NETHRLNDS				281	
366 PORTUGAL				1454	
376 SWITZRLND				239	
400 U STATES		3481		67876	
		23325		245594	
PORCELAIN STATUES STATUETTES					9184
100 U KINGDOM		56708		663394	
231 HONG KONG		2878		24142	
305 AUSTRIA		133		1767	
313 CHINA		243		4062	
317 CZECHO S				1979	
318 DENMARK		621		17531	
326 FINLAND		177		627	
327 FRANCE		1754		15537	
335 GERMANY		26259		173534	
340 HUNGARY				732	
344 ITALY		3169		80752	
347 JAPAN		12035		200122	
352 MEXICO		30		429	
354 NETHRLNDS				1817	
375 SWEDEN				255	
376 SWITZRLND				578	
400 U STATES		9532		151132	
		113539		1338390	
SCULPTURES CANADIAN MODELS					9185
344 ITALY				3291	
400 U STATES				1326	
				4617	
MATERIAL FOR HARD METAL COMPS					9187
100 U KINGDOM				10556	
400 U STATES		28375		326216	
		28375		336772	
MATERIALS FOR CYANIDE MFR					9190
400 U STATES		150		2133	
		150		2133	
ARTICLES FOR FERTILIZER MFR					9191
100 U KINGDOM				617	
400 U STATES		1428		23991	
		1428		24608	
ARTICLES FOR GOVERNOR GENERAL					9192
100 U KINGDOM		304		3730	
327 FRANCE				833	
372 SPAIN				174	
400 U STATES		1057		1131	
		1361		5868	
ARTICLES FOR CONSULS					9193
100 U KINGDOM		6556		119310	
207 UN SO AFR				11388	
215 INDIA		1374		2536	
216 PAKISTAN				226	
221 B GUIANA				11	
223 BARBADOS		57		718	
224 JAMAICA		20		285	
225 TRINIDAD				408	
227 BAHAMAS				12	
234 AUSTRALIA		100		4384	
236 NEW ZEAL				6200	
304 ARGENTINA				12950	
306 BELGIUM		161		4397	
309 BRAZIL		10000		11090	
312 CHILE		434		1464	
313 CHINA				22	
316 CUBA		85		8806	
317 CZECHO S				7723	
318 DENMARK		68		6273	
320 DOM REP				75	
326 FINLAND				450	
327 FRANCE		6544		52370	
334 ST PIERRE				894	
335 GERMANY				3493	
336 GREECE				96	
338 HAITI				60	
344 ITALY		46		4629	
352 MEXICO				1012	
354 NETHRLNDS		1246		25737	
357 NETH ANT				407	
359 NORWAY				80	
360 ISRAEL				2000	
363 PERU				865	
365 POLAND				835	
366 PORTUGAL		105		958	
372 SPAIN		1662		5726	
375 SWEDEN		110		30747	
376 SWITZRLND		134		4302	
379 TURKEY		500		1300	
380 USSR				3628	
388 YUGO SLAV				10366	
400 U STATES		36160		974604	
		65362		1322837	

Articles and Countries from which Imported	MONTH OF DECEMBER 1950		TWELVE MONTHS ENDED DECEMBER 1950		Class Number
	Quantities	Values (\$)	Quantities	Values (\$)	
ARTICLES IMPERIAL ARMY NAVY					
100 U KINGDOM		7 773		9 493 28	9194
220 BERMUDA				130	
366 PORTUGAL				11	
400 U STATES		2 606		7 905 6	
		10 379		10 285 25	
CANADIAN GOODS RETURNED					9195
100 U KINGDOM		81 564		41 564 40	
203 B E AFR				11 25	
204 S RHOD				271	
207 UN SO AFR				109 37	
215 INDIA				22 25	
218 MALAYA		505		85 407	
220 BERMUDA		81		217 20	
221 B GUIANA				16 07	
223 BARBADOS				47 17	
224 JAMAICA		1 359		1 775 1	
225 TRINIDAD		137		638 3	
227 BAHAMAS				12 11	
228 LEEW WIND				4 95	
231 HONG KONG				30 424	
232 MALTA				7 59	
234 AUSTRALIA		2 080		4 281 7	
236 NEW ZEAL				73 79	
304 ARGENTINA				2 17	
306 BELGIUM				180 92	
307 BEL CONGO				48	
309 BRAZIL				24 17	
313 CHINA				1 63	
314 COLOMBIA				21 52	
316 CUBA				6 06	
318 DENMARK				117 15	
320 DOM REP				10 50	
327 FRANCE		600		21 48	
332 FR W IND				90	
334 ST PIERRE		2 262		53 32	
335 GERMANY				651 96	
338 HAITI				6 68	
339 HONDURAS				6 85	
341 ICELAND				94 72	
344 ITALY		94		91 44	
347 JAPAN				937 33	
352 MEXICO				90 77	
354 NETHRLNDS				71 14	
359 NORWAY				9 90	
360 ISRAEL				50 00	
364 PHIL				240	
365 POLAND				100	
366 PORTUGAL				3188	
375 SWEDEN				761 86	
376 SWITZRLND				159 31	
381 ALASKA		1 389 2		205 79	
383 HAWAII				200 00	
387 VENEZUELA				70 22	
389 IRELAND				56 75	
400 U STATES		878 966		567 431 0	
		981 540		671 920 8	
EXWAREHOUSED SHIPS STORES NOP					9197
100 U KINGDOM		4 625		101 005	
221 B GUIANA		585		121 46	
223 BARBADOS		27		411	
224 JAMAICA				216	
225 TRINIDAD				102	
227 BAHAMAS				65	
234 AUSTRALIA				4 26	
316 CUBA				40	
318 DENMARK				92 52	
327 FRANCE		1 64		101 6	
344 ITALY		39		136	
354 NETHRLNDS		10		57	
359 NORWAY				8 78	
366 PORTUGAL		54		239	
372 SPAIN				222 81	
384 P RICO				46	
400 U STATES		770 3		1698 33	
		13207		3181 49	
ARTICLES EXHOUSE FOR EXCISE					9198
BATTERY JARS GLASS OR RUBBER					9199
100 U KINGDOM		973		29 04	
400 U STATES		388 68		550 339	
		398 41		553 243	
ARTICLES FOR BINDER TWINE MFR					9200
400 U STATES		523		11 30	
		523		11 30	
CASUAL DONATIONS					9201
100 U KINGDOM		109		474	
220 BERMUDA				3660	
231 HONG KONG				15	
306 BELGIUM				20	
327 FRANCE				15	
354 NETHRLNDS		10		60	
400 U STATES		3200 6		1998 72	
		32125		20411 6	
CORSET CLASPS STEELS WIRES					9202
100 U KINGDOM		68		577 6	

## IMPORTS INTO CANADA FOR CONSUMPTION

Articles and Countries from which Imported	MONTH OF DECEMBER 1950		TWELVE MONTHS ENDED DECEMBER 1950		Class Number
	Quantities	Values (\$)	Quantities	Values (\$)	
400 U STATES		167		11372	
FEATHERS FLOWERS ART FOR HATS		235		17148	9204
100 U KINGDOM		88		9231	
317 CZECHO S		17804		176829	
327 FRANCE		1841		143924	
335 GERMANY		3602		46790	
344 ITALY		1204		6543	
347 JAPAN		2212		75169	
376 SWITZRLND				89	
400 U STATES		3063		76504	
LIFEBOATS LIFESAVING APPARATUS		29814		535079	9205
400 U STATES				655	
INTERNATIONAL BRIDGE MATERIAL				655	9206
MINERS RESCUE APPLIANCES					9207
100 U KINGDOM		248		9100	
400 U STATES		66817		962057	
MATERIALS FOR TEXTILE PRINTING		67065		971157	9208
100 U KINGDOM		3801		54331	
327 FRANCE				977	
400 U STATES		14130		168636	
SALTS OF THORIUM OR CERIUM		18011		223944	9209
400 U STATES				33959	
SPURS AND STILTS				33959	9210
400 U STATES		398		16931	
VACCINE AND PLASMA CONTAINERS		398		16931	9212
400 U STATES		4673		61540	
GOODS FREE BY ORDER IN COUNCIL		4673		61540	9213
100 U KINGDOM		47315		192519	
225 TRINIDAD				17680	
306 BELGIUM				386	
327 FRANCE				9835	
336 GREECE				1696	
381 ALASKA				250	
400 U STATES		37937		2111235	
ARTICLES FOR MFR TOBACCO PIPES		85252		2333601	9214
100 U KINGDOM				44	
328 FR AFRICA				803	
344 ITALY				302	
372 SPAIN				1846	
400 U STATES		229		14501	
SAFETY GLASS SHEET ADHESIVES		229		17496	9215
400 U STATES		58688		710831	
AUTOMOBILE ACCESSORIES TOURIST		58688		710831	9221
100 U KINGDOM				38	
400 U STATES		24140		311466	
AUTOMOBILE TIRES TUBES TOURIST		24140		311504	9222
400 U STATES		7550		152249	
BOOTS AND SHOES TOURIST		7550		152249	9223
100 U KINGDOM		733		10172	
220 BERMUDA		6		209	
227 BAHAMAS				63	
306 BELGIUM				26	
327 FRANCE				110	
344 ITALY				68	
359 NORWAY				10	
381 ALASKA		6		54	
400 U STATES		183188		2812353	
CLOTHING TOURIST		183933		2823065	9224
100 U KINGDOM		7850		117293	
220 BERMUDA		358		2352	
223 BARBADOS				45	
224 JAMAICA		6		627	
227 BAHAMAS				676	
306 BELGIUM				276	
316 CUBA				14	
327 FRANCE		149		2127	
335 GERMANY				57	
344 ITALY				699	
347 JAPAN		140		140	
354 NETHRLNDS				325	
359 NORWAY				8	
376 SWITZRLND				133	
381 ALASKA				261	
400 U STATES		1047446		15489541	
RADIO SETS TOURIST	NO	1055949		15614574	9225
100 U KINGDOM			24	972	
347 JAPAN		1	1	40	
400 U STATES		2865	44029	1340192	
APPLIANCES FURNISHINGS TOURIST		2866	44124	1341204	9226
100 U KINGDOM				27567	
		2482			

Articles and Countries from which Imported	MONTH OF DECEMBER 1950		TWELVE MONTHS ENDED DECEMBER 1950		Class Number
	Quantities	Values (\$)	Quantities	Values (\$)	
220 BERMUDA		113		154	
223 BARBADOS				103	
306 BELGIUM				259	
327 FRANCE		53		689	
344 ITALY				214	
347 JAPAN		53		53	
354 NETHRLNDS				171	
364 PHIL				23	
375 SWEDEN				119	
400 U STATES		370402		419997	
		373103		4229349	
OTHER TOURIST PURCHASES					9227
100 U KINGDOM		13600		178617	
207 UN SO AFR				26	
220 BERMUDA		449		3384	
223 BARBADOS				247	
224 JAMAICA		91		927	
225 TRINIDAD				42	
227 BAHAMAS				622	
306 BELGIUM				1439	
309 BRAZIL				33	
318 DENMARK				102	
327 FRANCE		1131		11831	
335 GERMANY				681	
344 ITALY				5617	
347 JAPAN		102		102	
352 MEXICO		75		459	
354 NETHRLNDS				438	
359 NORWAY				155	
375 SWEDEN				346	
376 SWITZRLND		128		457	
381 ALASKA				633	
387 VENEZUELA				84	
400 U STATES		729840		8411851	
		745416		8618093	
CARTRIDGES SHOT GUN SHELLS					9237
100 U KINGDOM				2641	
359 NORWAY				569	
400 U STATES		42		7039	
				42	
DEXTROSE SOLUTIONS THERAPEUTIC				10249	9238
400 U STATES		7542		143131	
		7542		143131	
METALLIC CARTRIDGES AMMUNITION					9239
100 U KINGDOM				25366	
234 AUSTRALIA				4701	
317 CZECHO S		2009		4618	
400 U STATES		1716		32614	
		3725		67299	
BLACKBDAROS OF SLATE OR PAPER					9240
344 ITALY		408		13292	
400 U STATES		12362		252183	
		12770		265475	
PRESENTATIONS FOR LIFE SAVING					9241
400 U STATES				410	
				410	
BIOLOGICAL PRODUCTS N O P					9242
100 U KINGDOM				21705	
234 AUSTRALIA				6487	
304 ARGENTINA				4084	
318 DENMARK				2386	
327 FRANCE				1350	
376 SWITZRLND				2060	
400 U STATES		68681		1160958	
		68681		1199030	
BASKETS OF ALL KINDS N O P					9243
100 U KINGDOM		1117		8962	
224 JAMAICA				807	
231 HONG KONG		644		4328	
306 BELGIUM		6928		81170	
313 CHINA		676		1077	
317 CZECHO S		4293		15867	
327 FRANCE				1781	
335 GERMANY		588		9794	
340 HUNGARY		59		8675	
344 ITALY		732		16335	
347 JAPAN		1800		22532	
352 MEXICO		2400		2986	
365 POLAND				6558	
366 PORTUGAL				4628	
367 AZORES		1466		10635	
375 SWEDEN				88	
400 U STATES		1879		35269	
		22582		231492	
COMMUNION SETS CHURCH ARTICLES					9244
100 U KINGDOM		98		10154	
231 HONG KONG				200	
306 BELGIUM		132		7527	
313 CHINA		786		3210	
317 CZECHO S		1436		47339	
327 FRANCE		7032		176664	
335 GERMANY		280		1984	
344 ITALY		6520		117855	
347 JAPAN		7908		46921	
354 NETHRLNDS				712	
360 ISRAEL		216		216	

## IMPORTS INTO CANADA FOR CONSUMPTION

Articles and Countries from which Imported	MONTH OF DECEMBER 1950		TWELVE MONTHS ENDED DECEMBER 1950		Class Number
	Quantities	Values (\$)	Quantities	Values (\$)	
372 SPAIN		88		5569	
389 IRELAND		75		3435	
400 U STATES		43791		410711	
		68362		832497	
CARTRIDGE CASES GUN WADS CAPS					9246
100 U KINGDOM				6317	
359 NORWAY				1992	
400 U STATES		2528		12205	
		2528		20514	
CARTRIDGES AMMUNITION N O P					9247
100 U KINGDOM				615348	
359 NORWAY				719	
400 U STATES		29791		124808	
		29791		740875	
DAMAGED GOODS N O P					9248
ELECTRICAL ENERGY					9249
400 U STATES	KWH				
	1114373	14987	120634942	437146	
	1114373	14987	120634942	437146	
EXPRESS PARCELS					9250
100 U KINGDOM		1103		9978	
231 HONG KONG		125		935	
234 AUSTRALIA				9	
306 BELGIUM				1513	
327 FRANCE				357	
335 GERMANY				74	
344 ITALY		60		87	
347 JAPAN				306	
354 NETHHLNDS				545	
376 SWITZRLND				227	
381 ALASKA				10	
400 U STATES		505829		4186582	
		507117		4200630	
ICE					9251
400 U STATES		311		42491	
		311		42491	
INCUBATORS BRODDERS AND PARTS					9252
234 AUSTRALIA	NO		1	804	
400 U STATES	362	36126	6369	313832	
	362	36126	6370	314636	
IRON SAND PRESSURE BLASTING					9253
100 U KINGDOM		2042		45649	
400 U STATES		49155		512485	
		51197		558134	
ALABASTER SPAR AMBER ORNAMENTS					9255
100 U KINGDOM		7873		79408	
231 HONG KONG		386		1815	
305 AUSTRIA		78		448	
313 CHINA		77		77	
317 CZECHO S		195		3036	
318 DENMARK				75	
327 FRANCE		982		5891	
335 GERMANY		2943		85599	
344 ITALY		548		9935	
347 JAPAN		6494		130949	
354 NETHRLNDS		122		139	
365 POLAND				77206	
376 SWITZRLND				37	
400 U STATES		3278		25180	
		22976		419795	
MACHINE CARD CLDTHING					9256
100 U KINGDOM		497		15934	
400 U STATES		2305		29045	
		2802		44979	
PENCILS LEAD NOM PROPELLING	GRDSS				9257
100 U KINGDOM			496	2106	
327 FRANCE			4	58	
335 GERMANY			518	2630	
347 JAPAN			4100	2708	
400 U STATES	1139	2002	8894	35500	
	1139	2002	14012	43002	
PENCILS LEAD N O P					9258
100 U KINGDOM		519		9702	
327 FRANCE				522	
335 GERMANY		702		11255	
347 JAPAN				2598	
376 SWITZRLND				751	
400 U STATES		20828		177479	
		22049		202307	
PENS FOUNTAIN					9259
100 U KINGDOM		258		2353	
327 FRANCE				201	
335 GERMANY				154	
375 SWEDEN		600		600	
400 U STATES		20804		143069	
		21662		146377	
PENS N O P PENHOLDERS RULERS					9260
100 U KINGDOM		3007		47446	
231 HONG KONG				150	
327 FRANCE				604	
335 GERMANY				418	
376 SWITZRLND				52	
400 U STATES		20593		226836	
		23600		275506	
POST OFFICE PARCELS					9261
100 U KINGDOM		1792		33807	
207 UN SO AFR				648	

IMPORTS INTO CANADA FOR CONSUMPTION

Articles and Countries from which Imported	MONTH OF DECEMBER 1950		TWELVE MONTHS ENDED DECEMBER 1950		Class Number
	Quantities	Values (\$)	Quantities	Values (\$)	
224 JAMAICA				36	
231 HONG KONG		328		5794	
234 AUSTRALIA				398	
236 NEW ZEAL				492	
306 BELGIUM				3250	
313 CHINA				1581	
318 DENMARK				63	
327 FRANCE				1092	
335 GERMANY				342	
344 ITALY				241	
347 JAPAN				1946	
352 MEXICO				434	
354 NETHRLNDS				123	
376 SWITZRLND				102	
381 ALASKA				32	
400 U STATES		602187		5107801	
		604307		5158182	
PRECIOUS STONES NOT MOUNTED					9262
100 U KINGDOM		39993		202638	
215 INDIA				1756	
231 HONG KONG		1259		2950	
234 AUSTRALIA		317		11794	
305 AUSTRIA		698		155752	
306 BELGIUM				4064	
309 BRAZIL				298	
313 CHINA		141		404	
317 CZECHO S		8272		138810	
327 FRANCE		3610		73473	
335 GERMANY		10645		141850	
344 ITALY		1092		14169	
347 JAPAN		22723		137472	
352 MEXICO		9796		88839	
371 SIAM		998		11020	
372 SPAIN		356		10522	
376 SWITZRLND		3238		21388	
400 U STATES		56820		841071	
		159958		1858270	
PULLEYS BELT POWER TRANS NOP					9263
100 U KINGDOM		1294		11223	
400 U STATES		41221		543613	
		42585		554836	
SETTLERS EFFECTS					9264
100 U KINGDOM		185569		1799495	
203 B E AFR		100		1450	
206 N RHOD		500		500	
207 UN SO AFR		900		34924	
210 G COAST				1200	
211 NIGERIA				1000	
215 INDIA		1200		33722	
216 PAKISTAN				800	
217 CEYLON		1100		1100	
218 MALAYA				7410	
220 BERMUDA		500		11975	
221 B GUIANA		6025		26136	
223 BARBAOOS		300		9559	
224 JAMAICA		1222		15152	
225 TRINIDAD		1000		9280	
227 BAHAMAS				7164	
228 LEEW WIND				2100	
230 GIBRALTAR				1055	
231 HONG KONG		1350		85035	
232 MALTA		6230		11090	
234 AUSTRALIA		2950		49373	
236 NEW ZEAL		1100		10970	
303 ARABIA				1500	
304 ARGENTINA		2000		20835	
305 AUSTRIA		4880		46931	
306 BELGIUM		12430		104290	
308 BOLIVIA				650	
309 BRAZIL		2850		24348	
312 CHILE				4575	
313 CHINA		10036		112656	
314 COLOMBIA		2500		35980	
316 CUBA		5349		11865	
317 CZECHO S		300		62846	
318 DENMARK		9645		39130	
320 DOM REP				1900	
321 ECUADOR		3450		15455	
322 EGYPT		10000		10845	
324 ESTONIA		815		29747	
325 ETHIOPIA		505		1105	
326 FINLAND				5640	
327 FRANCE		20095		155286	
328 FR AFRICA				5600	
331 FR OCEANA				2500	
334 ST PIERRE				100	
335 GERMANY		20689		362721	
336 GREECE				7239	
337 GUATEMALA				700	
338 HAITI				2030	
340 HUNGARY		2100		8130	
341 ICELAND				50	
342 IRAN				150	
344 ITALY		12290		66333	
347 JAPAN		3050		10050	
349 LATVIA				1481	

## IMPORTS INTO CANADA FOR CONSUMPTION

Articles and Countries from which Imported	MONTH OF DECEMBER 1950		TWELVE MONTHS ENDED DECEMBER 1950		Class Number
	Quantities	Values (\$)	Quantities	Values (\$)	
352 MEXICO				10628	
354 NETHRLNDS		37940		919423	
355 INDONESIA				5130	
357 NETH ANT				10493	
359 NORWAY		1150		11000	
360 ISRAEL		900		16275	
361 PANAMA				100	
363 PERU		1500		30820	
364 PHIL				8900	
365 POLAND		70		13190	
366 PORTUGAL		4000		4525	
370 ROUMANIA				895	
372 SPAIN				1300	
375 SWEDEN		38060		202704	
376 SWITZRLND		10300		135380	
377 SYRIA		350		8600	
381 ALASKA		2100		7594	
383 HAWAII				11413	
384 PRICO				1000	
387 VENEZUELA		4822		15981	
388 YUGO SLAV				3335	
389 IRELAND		70		11385	
400 U STATES		529354		7687574	
		963646		12390803	
SHOW CASES AND METAL PARTS					9265
100 U KINGDOM				1201	
335 GERMANY				438	
400 U STATES		6117		76134	
		6117		77773	
SIGNS LETTERS OTHER THAN PAPER					9266
100 U KINGDOM		930		13527	
306 BELGIUM				65	
327 FRANCE		24		56	
354 NETHRLNDS				315	
376 SWITZRLND		227		788	
400 U STATES		24878		306493	
		26059		321244	
MEASURING RULES AND TAPES					9267
100 U KINGDOM		9795		156076	
318 DENMARK		1959		1959	
327 FRANCE				177	
335 GERMANY		3036		30528	
347 JAPAN		197		2400	
354 NETHRLNDS				7495	
376 SWITZRLND				1891	
400 U STATES		56831		662755	
		71818		863281	
WASTE AND JUNK N O P					9269
100 U KINGDOM	CWT		314	1165	
400 U STATES		14203	26138	274191	
		14203	26138	188426	
WAX VEGETABLE AND MINERAL NOP					9270
100 U KINGDOM	LB		328	76	
309 BRAZIL	120746	108928	2082541	1881716	
314 COLOMBIA			200	99	
316 CUBA			968	321	
335 GERMANY			74403	11604	
352 MEXICO	1427	949	84991	48594	
365 POLAND			11000	1706	
400 U STATES	37379	14733	656365	258584	
	159552	124610	2910796	2202700	
WAX AND MANUFACTURES N O P					9271
100 U KINGDOM		174		3254	
215 INDIA				2496	
327 FRANCE				1282	
335 GERMANY				2633	
400 U STATES		17237		162024	
		17411		171689	
WHIPS AND PARTS					9272
100 U KINGDOM		337		3823	
400 U STATES		194		3414	
		531		7237	
WINDOW CORNICES CORNICE POLES					9273
100 U KINGDOM		61		862	
400 U STATES				218	
		61		1080	
UNENUMERATED ARTICLES					9274
400 U STATES		9319		57200	
		9319		57200	







STATISTICS CANADA LIBRARY  
BIBLIOTHEQUE STATISTIQUE CANADA



1010492871

