

379.

616d

D

1950-52

402
81-210 C-1



CANADA

DOES NOT CIRCULATE


NE PAS PRÊTER

SURVEY OF HIGHER EDUCATION
1950 - 1952

(PART II OF THE BIENNIAL SURVEY OF EDUCATION IN CANADA, 1950-1952)

DOMINION BUREAU OF STATISTICS
Education Division

379.71



C16d

D

1950-52

(2/8/54)

SURVEY OF HIGHER EDUCATION
1950 - 1952

(PART II OF THE BIENNIAL SURVEY OF EDUCATION IN CANADA, 1950-1952)

Published by Authority of
The Right Honourable C. D. Howe, Minister of Trade and Commerce

PREFACE

The biennium under review saw an important development with regard to Federal Government participation in the financing of higher education in Canada. As a result of the Report of the Royal Commission on Development in the Arts, Letters and Sciences, the Federal Government, acting on a recommendation contained therein, paid nearly \$7,000,000 to certain institutions, based on their enrolment, during the academic year 1951-52.

With full time enrolment continuing to decrease from the peak set in 1947-48, and with continuing rising costs of operations, the universities and colleges of Canada were being faced with growing financial pressures which could only in part be met by an increase in student fees.

The report has been prepared by R. D. Mitchener of the Education Division of the Bureau.

May 1954.

H. MARSHALL,
Dominion Statistician.

TABLE OF CONTENTS

	Page
Preface	3
Section I—Analysis of Data —	
Chapter I: Entrance Requirements for Arts and Science in Canadian Universities	9
Chapter II: Review of Statistics for 1950-1952 —	
Enrolment	10
University Graduates	11
Teaching Staffs	11
Residence of Students	11
Student Fees	14
Salaries	14
Finances	15
Section II—Current Tables, 1950-52 —	
1. List of Institutions, Showing Addresses, Control, Courses and Affiliation	19
2. List of Professional Schools, Colleges and University Faculties in Canada, Showing the Full Time Enrolment of University Grade in Each Branch of Study	30
3. Full time Students of the Regular Session by Province and Faculty...	39
4. Part Time Students in the Regular Session by Province and Faculty	40
5. Students in Summer School, Short Courses and Other Extra-Mural Courses	41
6. Summary of All Students Reported, Classified by Grade of Work.....	42
7. Summary of All Students Reported, Classified as Full Time, Part-Time, Short Courses, etc.	42
8. Summary of Degrees and Diplomas Granted	43
9. University Grade Students of the Regular Session Attending Outside Their Province of Residence	44
10. Teaching Staffs	44
11. Salary Classification of Full Time Teaching Staff in Canadian Universities	46
12. University and College Libraries	47
Section III—Retrospective Tables —	
13. Enrolment of Full Time Undergraduate Students of the Regular Session by Faculties	53
14. Summary of Full Time Undergraduate Enrolment in Universities and Colleges	58
15. Enrolment of Post Graduate Students, of the Regular Session, by Faculties	59
16. Summary of Full Time Post Graduate Enrolment in Universities and Colleges	59
17. Degrees and Diplomas Conferred by Faculties	60
18. Classification of Full Time Students According to Place of Residence	67
19. Summary of Teaching Staffs	68
20. Annual Income, Expenditures and Capital Resources of Universities and Colleges in Canada	69
Section IV —	
Bibliography for Higher Education	71

SECTION I
ANALYSIS OF DATA

CHAPTER I

Entrance Requirements for Arts and Science in Canadian Universities

Minimum entrance requirements for the first years of Arts and Science courses vary between provinces and are governed by the high school matriculation standards in force within each province. Provincial differences result from the regulations of the British North America Act of 1867 which placed education solely within the realm of the constituent provinces of Canada. Through the years following Confederation, differing curricula in the secondary schools have led to various levels at which a student may obtain junior and senior matriculation. These, in turn, have had an effect on university entrance regulations in the different provinces.

Four provinces (Prince Edward Island, Nova Scotia, Quebec and Manitoba) consider the Grade XI level as being junior matriculation and the universities in those provinces accept students with that standing into the first year of a four year course leading to a pass or general B.A. Saskatchewan and Alberta require an additional year after Grade XI (senior matriculation or Grade XII) for entry into the first year but the B.A. may then be obtained in three years. British Columbia allows entry with Grade XII, there considered as junior matriculation, with four years of study being required for a degree. In Ontario there is no uniform system of admission as is the case with the institutions in the other provinces. Some of the institutions allow entrance with Grade XII (Ontario junior matriculation) while others

require Grade XIII (Ontario senior matriculation). In both cases, however, the total time required to obtain the B.A. is the same—four years from junior or three years from senior matriculation. Newfoundland has revised its high school curriculum so that beginning in 1954-55 Grade XII Standing will be required for entry into the four year B.A. course. Previously, Grade XI was necessary. New Brunswick, in 1953-54, also added one year to the high school program so that Grade XII will be needed for university entrance.

The French language system may be considered, for equating purposes, to have the eleventh year of schooling, as being the university entrance standard, with a further four years being needed to obtain the B.A. It should be noted that the eight year classical course begins at the finish of the seventh year of schooling with the last four years of it, as mentioned, corresponding to the requirements for the English language B.A.

For those provinces where junior matriculation allows university entrance, a further year in high school leading to senior matriculation allows the student to enter the second year of the four year degree course.

The following table illustrates the varying provincial requirements for university entrance.

TABLE A. Requirements for Entry into the Faculties of Arts and Science in the Different Provinces (Degree Granting Institutions Only)

Province	End of Year					
	11	12	13	14	15	16
Newfoundland		0				X
Prince Edward Island	0				X	
Nova Scotia	0				X	
New Brunswick		0				X
Quebec	0				X	
Ontario: U. of Ottawa, Carleton, St. Patrick's and Assumption Colleges		0				X
Queen's, McMaster, Toronto, Western Ontario Universities			Ø			X
Manitoba	0				X	
Saskatchewan		Ø			X	
Alberta		Ø			X	
British Columbia		0				X

0 — minimum entry with junior matriculation
 Ø — minimum entry with senior matriculation
 X — year in which pass or general B.A. is granted.

Students attending university or college in a province other than that where they took their high school training usually are rated on the basis of their matriculation standing being equal to that of the province in which they are studying, insofar as the subjects written for the particular standard correspond to those required for admission to the particular university in question.

The differing entrance requirements deserve some comment. Essentially, the problem of university entrance resolves around the transition of the student from the high school milieu to that of the university—from the note copying to the lecture method of subject presentation. With many larger classes at university, the institutions tend to be more impersonal with the student relying more on his own resources and application. At present the upper years of high school prepare students for university. By extending high school to cover an additional year, and by requiring senior matriculation in some cases for entrance, the student enters university with additional maturity, measured chronologically. The high failure rate in first year, the weakness in written and oral composition, and the difficulty in adjusting to the lecture method of instruction, all of which have been pointed out in recent years by Canadian university authorities, seem to indicate that the gap between high school and university is not completely closed by extending the high school requirements. Rightfully, the universities wish to devote themselves to "higher" education. Of late, freshmen orientation programs have been instigated which, in a week or two prior to university opening, attempt to explain the new system to the student. Their success is in part measured by the continuing difficulties of new entrants.

Provincial differences would then seem to be attempts to arrive at the best points of transition between the two forms of education. The fact that they do not agree now does not preclude eventual agreement. They do indicate, though, the depth of the problem by the various approaches taken to it.

Interest has been shown in the establishment of junior colleges to resolve some of these difficulties. This system has been in operation in the United States for some time. In Canada, the few junior colleges now in existence are located mainly in the western and maritime provinces. At present they include only a small proportion of the new enrolment each year. Four main advantages of the junior college system might be indicated. They can help with the transition phase that leads to more independent study; they can act selectively in limiting university applicants to those who would be most likely to succeed while at the same time furthering the education of those who might terminate their studies at the end of the junior college years, rather than at the end of high school; they can allow the universities to devote their resources to true university level activities; and they can give the student more time to decide upon his eventual specializations by allowing him to be familiar with more phases of learning.

The French language system of classical colleges fulfils this function to some extent. Graduation from the classical colleges (with the B.A.) is required before a student can enrol in the parent university in whatever faculty he chooses. The B.A. is thus a prerequisite to any professional course and provides a broad liberal education as a background for later specialization. This is a further advantage of the junior college. It can assist in developing an acquaintance with fields of learning for which a specialized degree program is unable to find time. A recent American experiment in engineering education, the "three-two plan", is worthy of mention here. It consists of three years in a liberal Arts college with a range of subjects including elementary engineering courses, followed by two years in an engineering college. The B.A. is granted at the end of the fourth year and the engineering degree at the end of the fifth. This double degree program has also been established in some of the western provincial universities, again with the idea of giving a broader background for professional specialization.

CHAPTER II

Review of Statistics for 1950-52

Enrolment: Total enrolment figures continued to decline during the biennium from the peak established during the 1947-48 session. It is interesting to note that if those students in receipt of grants from the Department of Veterans' Affairs are excluded, the total remaining "civilian" undergraduate and post graduate enrolment maintained a steady increase during the post-war years until the 1951-52 session when there was a slight drop. This levelling off

could be interpreted as a stability that may be expected to continue until the higher birth rate of the war years begins to be reflected in an increased enrolment by the end of the present decade. It might also be noted that immigration can be expected to increase enrolment in the 1960's, as would any system of increased aid to students in the form of scholarships or bursaries, which would have the effect of causing an increase almost immediately.

TABLE B. Veteran and Non-Veteran Enrolment, 1941-52, in the Regular Session

Year	Full time undergraduate enrolment			Full and part time post graduate enrolment		
	Total	Veteran	Minus veteran	Total	Veteran	Minus veteran
1941	34,817	—	34,817	1,569	—	1,569
1944	35,132	68	35,064	1,392	5	1,387
1945	38,376	517	37,859	1,689	37	1,652
1946	61,861	20,000	41,861	2,870	500	2,370
1947	76,237	34,000	42,237	3,674	1,000	2,674
1948	79,346	29,600	49,746	4,139	900	3,239
1949	75,807	21,800	54,007	4,857	1,300	3,557
1950	69,111	13,049	56,062	5,262	1,090	4,172
1951	64,036	6,126	57,910	4,559	843	3,716
1952	59,849	2,464	57,385	4,316	349	3,967

An additional 670 veterans (214 undergraduate, 456 post graduate) in 1951 and 266 (54 undergraduate, 212 post graduate) in 1952 were registered in universities and colleges outside Canada.

The sex distribution of students has shown some change over a period of years, especially in post graduate courses, where women amounted to 25.5 per cent of the total enrolment in the regular session in 1921, 26.1 per cent in 1931, 20.8 per cent in 1941, 22.0 per cent in 1946, 15.4 per cent in 1951 and 15.7 per cent in 1952. In contrast, the proportion of women enrolled full time in undergraduate courses has remained fairly constant. Women accounted for 16.3 per cent of the total in 1921, 23.5 per cent in 1931, 23.3 per cent in 1941, 20.8 per cent in 1946, 21.7 per cent in 1951 and 22.1 per cent in 1952.

University Graduates: A total of 13,288 bachelor and first professional degrees, 1,601 masters and licentiate and 234 doctorates in course were granted during the 1951-52 session. In addition, 3,305 diplomas and certificates and 222 honorary doctorates were received. L'Université Laval granted 38 honorary doctorates during the year, it being its 100th anniversary.

A breakdown of degrees by faculty appears in Section III of this report.

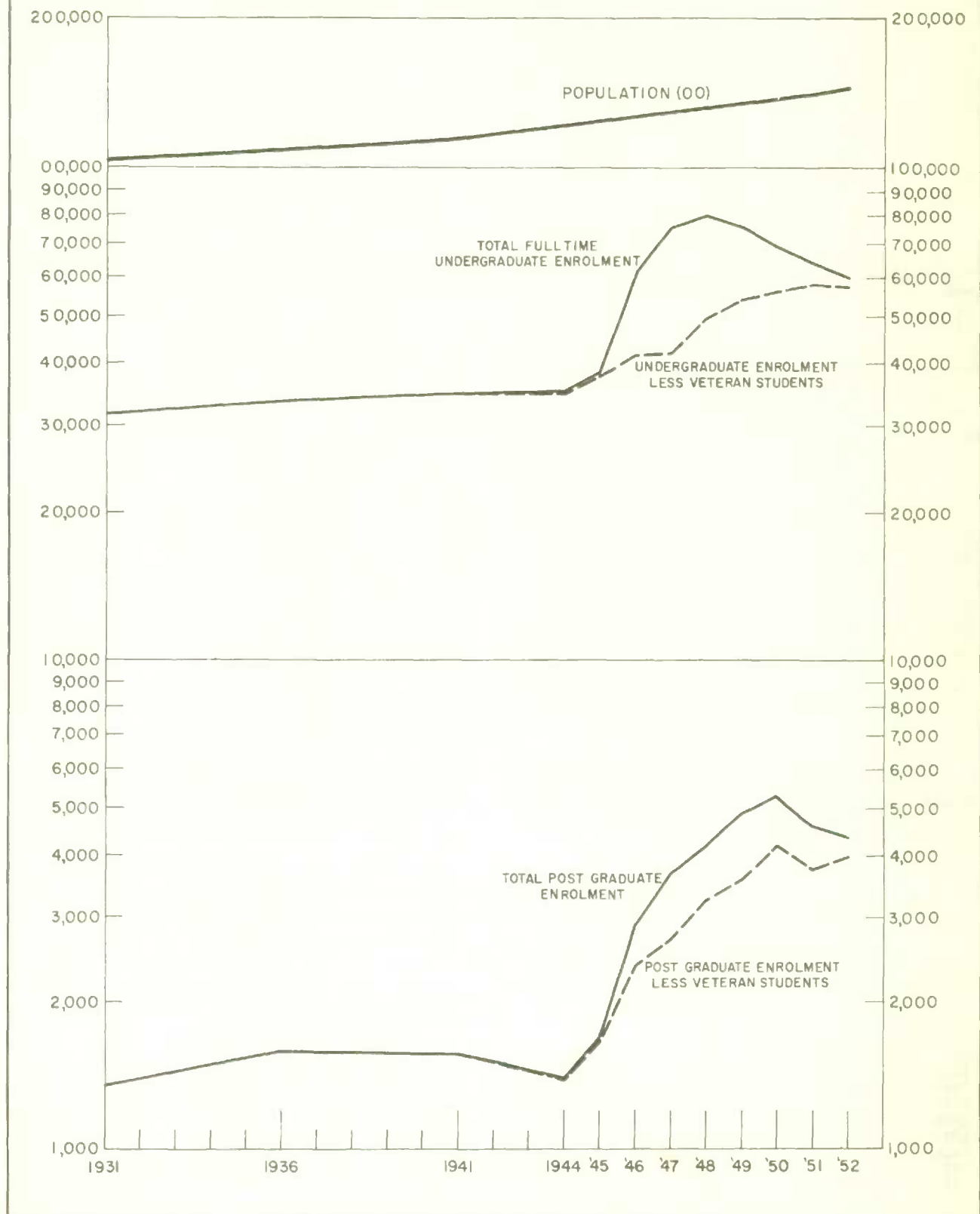
Teaching Staffs: In the 1951-52 session there were 11,381 teachers, including 5,074 part time, giving instruction at university level. Of the total, 4,495 or 39.5 per cent were instructing in the Faculties of Arts and Science, which included 48.4 per cent of the total full time university grade enrolment. The ratio of total staff to full time students returned, in 1952, to the pre-war ratio of one to six after having been as high as one to nine in 1948.

Residence of Students: About 12 per cent of the full time students were in attendance at universities outside their province of residence while an additional 5 per cent were from countries other than Canada, including 1,515 persons from the United States. Interesting comparisons can be made on the basis of the places of residence of the students as reported by the institutions. Table C compares, for each province, the ratios of provincial population to students with residences in the province. The wider differences between provinces for students who are residents in, and studying in, the same province may be mainly accounted for by the wider range of undergraduate and graduate courses offered in some provinces. It is evident that students who have such facilities near at hand will tend to remain at the institution where they began their work.

TABLE C. Full Time Students in Relation to Provincial Population, 1952

Province	1952 Population estimate (000's)	Ratio of provincial population to students with homes in province in attendance in	
		Province	All Canada
Newfoundland	374	987:1	533:1
Prince Edward Island	103	486:1	214:1
Nova Scotia	653	288:1	229:1
New Brunswick	526	479:1	273:1
Quebec	4,174	249:1	230:1
Ontario	4,766	274:1	254:1
Manitoba	798	240:1	216:1
Saskatchewan	843	388:1	269:1
Alberta	970	372:1	296:1
British Columbia	1,198	233:1	210:1

TOTAL AND VETERAN ENROLMENT
IN THE REGULAR SESSION COMPARED WITH POPULATION
1931-52



The fluctuations between provinces are reduced when the relationship between provincial populations and students from each province studying anywhere in Canada is considered. With the exception of Newfoundland, the table shows that, within moderate boundaries, each province contributes about the same proportion of students to the total Canadian enrolment figure. There are selective factors in operation that account for the differences that remain. Among these are differences in provincial public school enrolment, in proportions of those in the age group that would normally attend university, in the rural-urban population ratio, and in assistance to prospective students in the form of scholarships and loan funds. The socio-economic position of the parents of prospective students, together with the availability and remuneration of part time and summer employment, are also factors governing the number of students entering and continuing university. Except for a few studies by individual institutions, there has been no detailed investigation of the fam-

ily background of those who attend university in Canada.

Student migration would seem to be governed by two principal factors, the availability of instruction and of financial aid. Table C shows that Nova Scotia, Quebec, Ontario, Manitoba and British Columbia tend to have a higher proportion of home students in relation to total population than the other provinces with this at least in part being due to the proximity of varied undergraduate and post graduate programs. The following table shows the percentage distribution of students by residence in relation to provincial enrolment for the academic year 1951-52 and shows that student migration tends to be greatest where facilities are more numerous. As well as having a higher proportion of home students in relation to total population, Nova Scotia, Quebec, Ontario, Manitoba and British Columbia also tend to attract more students from outside the province.

TABLE D. Proportional Distribution of Students by Residence, 1952

Province	Total Enrolment	Residence of Students		
		Home Province	Other Parts of Canada	Foreign Students
		p.c.	p.c.	p.c.
Newfoundland	379	100.0	0.0	0.0
Prince Edward Island	258	82.2	15.9	1.9
Nova Scotia	3,590	63.5	30.4	6.1
New Brunswick	1,954	58.0	38.2	3.8
Quebec	20,718	85.4	8.0	6.6
Ontario	21,176	83.7	10.9	5.4
Manitoba	3,985	84.5	13.2	2.3
Saskatchewan	2,433	91.2	7.3	1.5
Alberta	3,015	89.5	9.7	0.8
British Columbia	5,991	86.4	11.3	2.3
Canada	63,499	83.2	11.9	4.9

Numerically, the enrolment of foreign students increased from 1931 to 1949, when it then levelled off in the vicinity of 3,000. There has been a steady increase in the number of students from countries

other than the United Kingdom, the United States, and the British West Indies. Enrolment of American students, with the exception of the war years, has been quite constantly between 1,500 and 2,000.

TABLE E. Foreign Enrolment in Canadian Universities, 1931-52

Year	Total Full Time Enrolment	Students with Residence in				Total Foreign Enrolment
		U.S.A.	U.K.	B.W.I.	Other Countries	
1931	32,926	1,506	333	54	236	2,129
1936	35,108	2,018	156	32	237	2,443
1941	36,319	1,478	41	74	289	1,882
1946	63,550	1,116	167	263	507	2,053
1949	80,164	1,759	158	279	825	3,021
1950	74,273	1,875	176	288	909	3,248
1951	68,306	1,758	164	252	1,014	3,188
1952	63,499	1,515	132	259	1,106	3,012

Student Fees: Fees for the Faculty of Arts, including those for registration, tuition, health service, extra-curricular activities and student organizations, have shown a steady increase. Nine repre-

sentative universities show an average increase of 22.1 per cent for the sessions of 1948-49 to 1953-54 as is indicated below.

TABLE F. Student Fees in Arts at Selected Intervals

University	1953-54	1948-49	1938-39	1928-29
	\$	\$	\$	\$
Dalhousie, Halifax, N.S.	231	184	125	112
Mount Allison, Sackville, N.B.	249	240	150	132
McGill, Montreal, P.Q.	300	250	215	125
Queen's, Kingston, Ont.	275	233	148	88
Toronto, Toronto, Ont.	282	236	213	163
Manitoba, Winnipeg, Man.	208	152	115	80
Saskatchewan, Saskatoon, Sask.	208	143	106	56
Alberta, Edmonton, Alta.	207	157	134	107
British Columbia, Vancouver, B.C.	238	205	175	105

Salaries: Statistics on salaries for full time university instructional staffs were first collected by the Dominion Bureau of Statistics for the 1937-38 session. Since that time the medians for 5 classifi-

cations have risen about 50 per cent from the 1937-38 level, with larger increases, on a percentage basis, for the lower ranks.

TABLE G. Median Salaries, by Region, for University Instruction Staff¹

Classification	Western Provinces			Central Canada			Maritime Provinces		
	1938	1952	% increase 1938-52	1938	1952	% increase 1938-52	1938	1952	% increase 1938-52
	\$	\$		\$	\$		\$	\$	
Deans	5,090	7,375	44.9	5,090	7,625	49.8	3,450	5,000	44.9
Professors	4,328	6,312	45.8	4,571	6,608	44.6	3,000	4,306	43.5
Associate Professors	3,340	5,254	57.3	3,612	5,377	48.9	2,500	3,525	41.0
Assistant Professors	2,694	4,478	66.2	2,760	4,413	59.9	2,175	3,396	56.1
Instructors and Lecturers	3,566	3,323	2,273	..

1. Institutions included: Western Provinces—Universities of Manitoba, Saskatchewan, Alberta, and British Columbia; Central Canada—McGill University, Bishop's University, Queen's University, McMaster University, Victoria University, the Universities of Toronto, Western Ontario and Trinity College; Maritime Provinces—Acadia, Mount Allison and Saint Francis Xavier Universities and the University of New Brunswick.

The above table includes a total of 2,484 individuals for 1952. Of this total, 1,084 (43.6 per cent) earned over \$5,000 per year. This contrasts with 592 persons out of 2,531 (23.4 per cent) for the year 1950 and 136 out of 1,957 (6.9 per cent) for 1938 who earned the same amount.

It is of interest to note that the median salary for all full time instruction staff rose nearly \$600 from 1951 to 1952. The median for 2,462 individuals in 1951 was \$4,185 while in 1952 it was \$4,773 for 2,484 persons. As well as being due to university policy of keeping salaries in line with those re-

ceived in other professions, the increase may in part be attributed to the Federal Grants paid to the universities for the first time during the 1951-52 session.

Median salaries for instructional staffs varied between institutions on the basis of enrolment of students. The following table shows the medians for 5 classifications of rank for 20 institutions giving courses up to a degree level. Ten of them had an enrolment of over 1,000 full time university grade students while the other 10 each had an enrolment of under 1,000.

TABLE H. Comparison of Salaries Paid in Institutions with Over 1,000 and Under 1,000 Full Time University Grade Enrolment, 1952

Classification	Median Salaries for Institutions ¹ with Full Time Enrolment of	
	Over 1,000 (10 Institutions)	Under 1,000 (10 Institutions)
	\$	\$
Deans	7,561	5,625
Professors	6,450	5,000
Associate Professors	5,342	4,000
Assistant Professors	4,445	3,602
Instructors and Lecturers	3,398	3,021

1. Institutions over 1,000 enrolment: McGill, Queen's, Toronto, Western Ontario, Victoria University, Manitoba, Saskatchewan, Alberta, British Columbia, Dalhousie.

Institutions under 1,000 enrolment: Acadia, St. Francis Xavier, Mount Allison, New Brunswick, Bishop's, Sir George Williams, Carleton, McMaster, Trinity, United College.

Finances: Of major importance in the biennium under review was the introduction by the Federal Government, after the tabling of the report of the Royal Commission on Development in the Arts, Letters and Sciences, of a system of grants to the institutions of higher education in Canada. The grants were paid on the basis of 50 cents per head

of population in each province, with eligible institutions receiving their share of the total provincial grant in proportion to the number of full time students at university level attending in courses leading to a degree. A total of \$6,991,949.75 was paid to 83 institutions for the academic year 1951-52 as follows:

TABLE I. Federal Government Grants to Universities, by Province, 1951-52 Session

Province	Number of Institutions	Total Grants Paid
		\$
Newfoundland	1	180,700.00
Prince Edward Island	2	49,200.00
Nova Scotia	13	321,249.75
New Brunswick	6	257,800.00
Quebec	5	2,027,800.00
Ontario	27	2,298,750.00
Manitoba	7	388,250.00
Saskatchewan	14	415,850.00
Alberta	4	469,750.00
British Columbia	4	582,600.00
Canada Total	83	6,991,949.75

Financial statistics used in this publication are from institutions accounting for 80 per cent of the university enrolment in Canada. Table J shows the relative amount of income from government grants

(including Federal, Municipal and Provincial), student fees, investments and endowments and from other sources for selected years for these institutions.

TABLE J. University Income by Source, 1931-52

Year	Income \$'000's	Percentage of Receipts from			
		Government Grants	Student Fees	Endowments and Investments	Other Sources
1952	48,221	52.4	30.2	6.6	10.8
1951	40,532	46.2	34.6	7.7	11.5
1946	25,815	40.6	37.9	9.3	12.2
1941	16,048	42.4	32.0	12.8	12.8
1936	13,311	40.3	33.5	14.6	11.6
1931	13,963	49.6	23.8	16.2	10.4

In 1952 current expenditures amounted to 97.9 per cent of current income. The figures for the three preceding years were: 1951—100.6 per cent, 1950—100.6 per cent, 1949—99.0 per cent.

Fluctuations in enrolment over different years must be considered to arrive at an accurate picture of the amount and source of income. Table K shows that the two main sources of income, government grants and student fees, have risen over the years, despite changes in total enrolment, to a greater degree than is indicated by a percentage breakdown of receipts. With university authorities expressing concern over the minimum standards at which they are forced to operate, especially with regard to research facilities, and with income from endowments and miscellaneous sources remaining small, the onus of operation falls on revenue derived from fees and grants. With fees rising steadily since the

end of the war, further increases are liable to act selectively in determining the type of student who will attend university. While fees are only a part of expenses, other costs have also risen and further the problems of financing the student's education. Fees can be raised only so much, after that government or private grants become the prime source for further income.

From 1941 to 1952, income increased 300 per cent. For the same period, full time enrolment increased only 175 per cent. Receipts from student fees in this period rose from \$4 million to \$14 million instead of to \$7 million as would have been the case if their rates had remained constant. Total receipts increased from \$16 million to \$48 million rather than to \$28 million as would have been the case on the basis of income from the 1941 enrolment.

TABLE K. Income Distribution on Basis of Full Time Enrolment, 1931-1952

Year	80 per cent of full time enrolment	Income per full time student from				
		Government grants	Student fees	Endowment and investments	Other sources	Total Income
		\$	\$	\$	\$	\$
1952	50,799	498	286	63	102	949
1951	54,675	343	256	57	85	741
1946	51,762	203	189	46	61	499
1941	29,055	234	177	70	71	552
1936	28,086	191	159	69	55	474
1931	26,341	263	126	86	55	530

Basically, there are two forms of control of the institutions of higher education in Canada. There are those controlled by provincial governments and those controlled by private organizations and religious bodies. Sources of income for the public and private institutions vary in that while the public ones rely on provincial grants for their main source of income, the private institutions have depended on income from endowments and gifts for the bulk of their capital. In both cases, of course, student

fees contribute a substantial sum to the operating costs, but apart from these fees, the difference in source for the balance remains. To show the changes in the sources of income at 10 year intervals since 1931, 6 private institutions (Dalhousie, Acadia, McGill, Queen's, Western Ontario and McMaster) and 6 public institutions (New Brunswick, Toronto, Manitoba, Saskatchewan, Alberta and British Columbia) have been compared.

TABLE L. Comparison of Income Distribution for Six Private and Six Public Universities, 1931-1952

Source of income	Six private institutions				Six public institutions			
	1952	1951	1941	1931	1952	1951	1941	1931
	p.c.	p.c.	p.c.	p.c.	p.c.	p.c.	p.c.	p.c.
Endowments and investments	16.2	19.0	28.5	37.6	1.1	1.4	3.5	4.7
Provincial grants	16.0	16.5	16.3	20.4	49.0	54.0	53.5	67.1
Municipal grants	1.7	1.7	1.6	1.5	0.0	0.0	0.0	0.0
Federal grants	15.8	6.8	0.0	0.0	12.9	4.6	0.0	0.0
Student fees	32.2	37.8	41.2	28.2	29.2	32.9	34.7	23.5
Other income	18.1	18.2	12.4	12.3	7.8	7.1	8.3	4.7
Total Income (\$000,000's)	13.8	11.6	4.3	3.7	21.5	18.4	6.4	6.2

SECTION II
CURRENT TABLES, 1950-52

TABLE 1. List of Institutions, Showing Addresses, Control, Courses and Affiliations

Note. The name of each institution is entered in the language (French or English) used in it as the main language of instruction. Each university with affiliated colleges has them entered immediately below, their names slightly indented in the column. The whole is designed to indicate the structure of the higher educational system in Canada.

Name of Institution, address and control	Courses and affiliations
Newfoundland	
Memorial University of Newfoundland, St. John's (Provincial).	Degrees in Arts, Science, Education. Three years Engineering. Two years pre-medical, pre-dental, Agriculture and Household Science. (Co-educational).
Queen's College, St. John's (Anglican).	Theology.
Prince Edward Island	
Prince of Wales College, Charlottetown (Provincial).	Normal School, Preparatory, two years Arts and Commerce, two years pre-medical, pre-dental and pre-engineering (Co-educational). Graduates admitted to 3rd and 2nd year Arts in Dalhousie, Acadia, Mount Allison and Kings. Two years in Agriculture and Home Economics preparatory to third year at Macdonald College.
St. Dunstan's University, Charlottetown (Roman Catholic).	Junior Commercial, Preparatory and four-year degree courses in Arts, Science, and Commerce, pre-medical and pre-dental courses in Science. (Co-educational at University level). The University grants its own degrees and in addition students may obtain the Arts degree of Laval University on completion of certain courses in Philosophy prescribed by the Quebec University. Two years of the college course give eligibility to third year Arts and Science at McGill University. Qualified graduates eligible for admission to first year of Faculties of Medicine or Dentistry at McGill and Dalhousie Universities and to the second year of the Faculty of Medicine at Queens University. Graduates are also eligible to apply for admission to the Faculty of Medicine at Laval University.
Nova Scotia	
Acadia University, Wolfville (Baptist).	Preparatory, Degrees in Arts and Science, Household Science, Music, Theology and Education. Three Years' Engineering. Diploma in Secretarial Science. (Co-educational). Students completing Engineering Course, admitted to second last year of Bachelor's Course in Engineering in Nova Scotia Technical College and McGill University. Graduates in Arts, if proper electives have been chosen admitted to second year Medicine at McGill.
Dalhousie University, Halifax (Undenominational).	Degrees in Arts and Science, Commerce, Music, Medicine, Dentistry, Education, Nursing, Law, Pharmacy, Fisheries, Food Technology, and Engineering Physics. Diplomas in Education, Nursing, Music, Pharmacy. Three years Engineering. On completion of Engineering Course at Dalhousie, B.Sc. in Engineering is obtained at Nova Scotia Technical College in two years. Faculty of Graduate Studies. (Co-educational).
University of King's College, Halifax (Anglican).	Arts and Science (including diplomas in Journalism and Education). Two years' pre-medicine, pre-dentistry, pre-law. Degrees in Theology. (Preparatory in King's College School at Windsor, N.S., reported in private schools). (Co-educational). All degrees in Arts and Science granted by Dalhousie. Except in First Year classes in King's do not duplicate those in Dalhousie, each other class whether conducted in the one or the other institution, being open to students of both. King's is "associated" with Dalhousie.
Pine Hill Divinity Hall, Halifax (United Church)	Degrees and Diplomas in Theology. First year of course may be taken at Dalhousie or Mount Allison Universities. For certain classes in Pine Hill credit is given toward the B.A. degree in Dalhousie.
Maritime College of Pharmacy, Medical Science Bldg., Halifax (Pharm. Soc. and Dalhousie Univ).	Two and three year Pharmacy courses. Prepare students to become registered Pharmacists in Nova Scotia, New Brunswick and Prince Edward Island. Students may obtain degree of B. Sc. (Pharmacy) from Dalhousie by taking certain courses in the Faculty of Arts and Science in addition. (Co-educational).
Mount Saint Vincent College, Halifax (Roman Catholic).	Degrees in Arts (including a diploma course in Journalism), Science, Education, Secretarial Science, Library Science, Nursing, Home Economics and Music. Preparatory courses in Mount Saint Vincent Academy. (Women only).

TABLE 1. List of Institutions, Showing Addresses, Control, Courses and Affiliations — Continued

Name of Institution, address and control	Courses and affiliations
Nova Scotia — Concluded	
St. Francis Xavier University, Antigonish..... (Roman Catholic).	Preparatory, Degrees in Arts, Science, Home Economics, Nursing, Commerce, Education, Three Years' Engineering. (Men and Women, the ladies' College being Mount St. Bernard). B.Sc. in Engineering completed at Nova Scotia Technical College in two years by those completing the three-year course at St. Francis Xavier. Similarly at McGill.
Xavier Junior College, Sydney..... (Roman Catholic).	Preparatory. Two year courses in Arts, Science and Commerce. (Co-educational).
Convent of the Sacred Heart, Halifax..... (Roman Catholic).	Preparatory. Two years Arts giving admission to Junior (third) year at Dalhousie and equivalent at other institutions. (Women).
St. Mary's University, Halifax..... (Roman Catholic).	Preparatory. Degrees in Arts (including diploma course in Journalism), Science (including Science with Engineering), Commerce. Two year pre-medical course. Three year Engineering course may be completed at Nova Scotia Technical College as above. (Men).
College Ste-Anne, Church Point..... (Roman Catholic).	Preparatory, Junior Commercial, Degrees in Art and Letters. (Men).
Holy Heart Seminary, Halifax..... (Roman Catholic).	Theology and Philosophy.
Maritime School of Social Work, Halifax..... (Undenominational).	Post graduate course of two years leading to diplomas and degrees in Social Work.
Nova Scotia Agricultural College, Truro..... (Provincial).	Short courses in Agriculture. Two years of "degree course" in Agriculture. Students completing "degree course" are admitted to the third year of B.Sc. (Agr.) course at Macdonald College and B.S.A. course at Ontario Agricultural College. Two year general Agriculture course for those with Grade XI. Two year vocational course for young farmers. (Co-educational).
Nova Scotia Technical College, Halifax..... (Provincial).	The two final years of Bachelor of Engineering course. Grants degrees. Graduate courses leading to Master of Engineering. Regular students have taken junior years of course in Acadia, Dalhousie, King's, Mount Allison, St. Francis Xavier, St. Mary's or Memorial University of Newfoundland.
New Brunswick	
University of New Brunswick, Fredericton..... (Provincial)	Degrees in Arts, Science, Business Administration, Law, Engineering, Forestry and Education. School of Graduate Studies. (Co-educational).
Mount Allison University, Sackville,..... (United Church).	Degrees in Arts, Arts and Secretarial Science, Science, Commerce, Music, Fine Arts, Education and Home Economics. Certificates in Fine Arts, Applied Arts, Music, Commerce and Secretarial Science. Three years Engineering. One year Theology. Two years pre-medical and pre-dental. Arrangements provide for completion of degree course in Engineering at Nova Scotia Technical College, McGill or Queen's in two years, in Theology at Pine Hill Divinity Hall in two years, in Medicine at Dalhousie or McGill in five years, in Dentistry at Dalhousie in four years. (Co-educational).
Université Saint-Joseph, Saint Joseph..... (Roman Catholic French and English).	Preparatory. Degrees in Arts, Literature, Science and Commerce. Two year diploma course in Agriculture, School of Education. (Men only).
Collège Notre-Dame d'Acadie, Moncton..... (Roman Catholic).	Affiliated to St. Joseph's, Preparatory, Arts, Commerce, Education, Household Science and Music. (Women).
Université du Sacré-Coeur, Bathurst..... (Roman Catholic).	Preparatory, Diplomas in Commerce, Degrees in Arts and Letters (Men only).
St. Thomas College, Chatham..... (Roman Catholic).	Preparatory. Degrees in Arts, Nursing and Education. (Co-educational at college level).
Université Saint-Louis, Edmundston..... (Roman Catholic).	Preparatory. Junior Commercial and Arts. (Men). Three year evening course for Master's degree in Social Sciences.
Collège Maillet, Saint-Basile..... (Roman Catholic).	Women's section of Université Saint-Louis for courses in Faculty of Arts.

TABLE 1. List of Institutions, Showing Addresses, Control, Courses and Affiliations — Continued

Name of Institution, address and control	Courses and affiliations
Quebec	
Sir George Williams College 1441 Drummond St., Montreal (Y.M.C.A.)	Diplomas and Degrees in Arts, Science and Commerce, Courses in Fine and Applied Art and Business (Co-educational).
Bishop's University, Lennoxville, Que. (Anglican).	Degrees in Arts, Science, Theology and Education (Co-educational).
McGill University, Montreal, Que. (Undenominational).	Degrees or diplomas in Divinity, Arts and Science, Fine Arts, Commerce, Law, Agriculture, Architecture, Engineering, Dentistry, Medicine, Pharmacy, Household Science, Nursing, Music, Physical Education, Social Work, Library School, School of Physical and Occupational Therapy and Graduate School. See under Royal Military College, Acadia, Mount Allison and Saint Francis Xavier Universities for arrangement re credit for Engineering courses at McGill. See also under Macdonald College and the three Theological Colleges immediately below. (Co-educational).
Royal Victoria College, Montreal, Que. (Undenominational).	The Women's College in McGill University.
Macdonald College, Macdonald College (Undenominational).	Full courses and Short Courses in Agriculture and Household Science, (Also Provincial Normal School) (Co-educational). An incorporated College of McGill University. Degree Courses in Agriculture controlled by, and degrees for same granted by, McGill. Other courses in Agriculture and those in Household Science under direction of the College.
United Theological College 3506 University St., Montreal (United Church).	Affiliated to McGill Faculty of Divinity. Grant certificates for ordination but degree-granting powers held by McGill.
Diocesan Theological College..... 3472 University St., Montreal (Anglican).	
Montreal Presbyterian College 3489 McTavish St., Montreal (Presbyterian).	Degree in Theology. Affiliated to McGill.
Collège Militaire Royal de Saint-Jean Saint-Jean (Federal).	Senior matriculation and two years Applied Science and Engineering for armed service cadets. Students completing the matriculation course can enter first year at any of the Canadian Military Colleges. First and second year university courses are as at the Royal Military College, Kingston, and give admittance to the second year of the Faculty of Arts and Science of English-speaking Canadian universities, second year Science at l'Université de Montréal, first year Science at l'Université Laval, and first year Engineering at l'École Polytechnique. (Bilingual).
Université de Montréal, Montréal (Roman Catholic, as also most affiliated colleges).	The Faculties and Schools of the University are: Theology (Grand Séminaire de Montréal), Law, Medicine, Science, Philosophy (including l'Institut de Psychologie and l'Institut d'études médiévales), Letters, Hygiene, Music, Dietics, Dentistry, Pharmacy, Social Science (including Social Service and Industrial Relations); Nursing, and the affiliated Schools listed below in Agriculture, Commerce, Engineering and Applied Science, Optometry, Pedagogy and Veterinary Science. (Co-educational).
École Polytechnique 1430 St-Denis, Montréal (Provincial).	"Affiliated Schools" of the University of Montreal. They might be considered the respective professional Faculties of the University, which has direct control of the courses and grants the degrees, but has no financial control. The Institut Marguerite d'Youville offers courses in Nursing and Hospital Administration.
Écoles des Hautes Études Commerciales.... 535 Avenue Viger, Montréal (Provincial).	
Institut agricole d'Oka, LaTrappe.....	
École de médecine vétérinaire, St. Hyacinthe (Provincial).	
École d'optométrie, Université d'Montréal..	
Institut Marguerite d'Youville..... 1185, St-Mathieu, Montréal	
Institut pédagogique St-Georges..... Mont-de-la-Salle, Laval des Rapides 9.	
Institut pédagogique, 4873 av. Westmount, Montréal.	
École Normal Secondaire..... 3880, Côte-des-Neiges, Montréal.	

TABLE 1. List of Institutions, Showing Addresses, Control, Courses and Affiliations — Continued

Name of Institution, address and control	Courses and affiliations
Quebec — Continued	
Université de Montréal — Continued	
Petit Séminaire de Montréal..... 1931 ouest, Sherbrooke, Montréal	Men and boys only. "Little Seminaries" and "Classical Colleges" affiliated to the University of Montreal, and in reality constituting the Faculty of Arts of the University, which regulates the courses and grants the degrees in Arts. The "Classical" Course, however, covers in addition to the final four years required for the B.A. degree several preliminary years of study comparable to the more advanced grades of the elementary schools and the secondary grades in other provinces. In addition several of these institutions offer junior commercial courses corresponding to commercial courses in the high schools of other provinces.
Séminaire de Philosophie,..... 3880 Côte-des-Neiges, Montréal.	
Séminaire de St-Hyacinthe, St-Hyacinthe.....	
Séminaire de Ste-Thérèse, Ste-Thérèse.....	
Collège de l'Assomption, l'Assomption.....	
Séminaire de Joliette, Joliette	
**Collège Ste-Marie, 1180 Bleury, Montréal....	
Collège Bourget, Rigaud	
Collège de St-Laurent, St-Laurent	
Séminaire St-Charles Borromée, Sherbrooke ..	
Séminaire de Valleyfield, Valleyfield	
Collège de St-Jean sur Richelieu, St-Jean..	
**Loyola College, Montreal.....	
** Collège Jean-de-Brébeuf,..... Côte-des-Neiges, Montréal.	
Collège André-Grasset, Montréal	
Externat Classique de Ste-Croix, Montréal..	
Collège Stanislas, Montréal	
Séminaire Marie-Médiatrice, Montreal	
Séminaire Oblat de Marie-Immaculée	
Chambly.	
Séminaire du T. S.-Sacrement, Terrebonne ..	Affiliated Arts Colleges for girls similar to above for men and boys.
Collège Notre-Dame des Servites	
Ayer's Cliff, Co. Stanstead.	
Collège des Saints-Apôtres	
Côte Ste-Catherine.	
Collège de Longueuil, Longueuil	
Séminaire Saint-François.....	
R.R. 1, Cap Rouge.	
*Collège Campion, Regina, Saskatchewan	
Collège Marguerite-Bourgeois, Montréal	
Marianopolis College, Montreal	Classical — "Letters-Sciences" or High School Course of four years for girls.
Collège Saint-Maurice, St-Hyacinthe	
Collège Basil Moreau, St-Laurent	
Collège Marie-Anne, Lachine	
Collège Jésus-Marie, Outremont	
Collège du Sacré-Coeur, Sherbrooke	
41 Couvents affiliés	
École de Musique (Institut Nazareth),..... Montréal.	
École Vincent d'Indy, Outremont	
École supérieure de musique de l'Institut des Soeurs de Sainte-Anne, Lachine.	Schools "annexed" to the University of Montreal, i.e. of which the University approves the curriculum, is represented at the examinations, and sanctions the diploma awarded.
École supérieure de musique du Collège Marie-de-l'Incarnation, Trois-Rivières.	
École supérieure de musique de la S.V. Nicolet.	
École supérieure de musique de l'Institut des Soeurs de la Présentation de Marie, Saint-Hyacinthe.	
Institut familial et social..... 1215 est, blvd Saint-Joseph, Montréal.	
École de bibliothécaires	
25 est, rue Saint-Jacques, Montréal.	
Institut de traduction	
535, avenue Viger, Montréal.	
École de tourisme	
2900 blvd de Mont-Royal, Montreal.	
Conservatoire Lasalle	
5603, ave Canterbury, Montréal.	
8 écoles d'enseignement ménager ou insti- tuts familiaux.	

**By Ancient Pontifical authority the three Jesuit Colleges retain full authority over their own courses and examinations. The university accepts the recommendations of the Colleges for candidates for degrees and grants the degrees in Arts or Science.

*Also listed with the institutions of the province where located.

TABLE 1. List of Institutions, Showing Addresses, Control, Courses and Affiliations - Continued

Name of Institution, address and control	Courses and affiliations
Quebec - Continued	
Université de Montréal - Concluded	
École de Technologie Médicale, Montréal ..	Training school for technicians in Medical Science. Course covers four years from B.Sc. degree. "Annexed" to Faculty of Medicine; as above.
Université Laval, Québec	The Faculties and Schools of the University are: Theology, Philosophy, Law, Medicine (including affiliated Nursing Schools and courses in Technological Medicine), Arts (including preparatory courses in letters-sciences and the regular classical course, Music and Domestic Science). Letters (including Institute of History and Geography, Library Science and Modern Languages), Science (Including Engineering, Mining and Metallurgy, Pharmacy, Station Biologique de St-Laurent and the Superior Normal School), Agriculture (including School of Fisheries), Social Science (including Social Work), Surveying and Forestry and Commerce. Graduate School. (Co-educational).
(Roman Catholic, as also all affiliated colleges).	
Grand Séminaire de Rimouski	The "Grand Seminaries" listed are schools of theology located at or near the "Little Seminaries" or "Classical Colleges" bearing the same name. The Grand Seminary at Quebec City is the Faculty of Theology in Laval University.
" " de Chicoutimi	
" " de Nicolet	
" " de Trois-Rivières	
Petit Séminaire de Québec, Québec	Classical Colleges and Littles Seminaries affiliated to the University of Laval. See explanation opposite the names of the similar institutions affiliated to the University of Montreal.
Petit Séminaire de Nicolet, Nicolet	
Collège de Ste-Anne	
Ste-Anne-de-la-Pocatière.	
Petit Séminaire des Trois-Rivières	
Petit Séminaire de Rimouski, Rimouski	
Petit Séminaire de Chicoutimi, Chicoutimi	
Collège de Lévis, Lévis	
Petit Séminaire de Mont-Laurier, Mt-Laurier	
Collège St-Alexandre, Pte-Gatineau	
Séminaire de Sacré-Coeur, St-Victor	
Séminaire de Gaspé, Gaspé	
Collège Charles-Garnier, Québec	
Séminaire St-Alphonse	
Ste-Anne-de-Beaupré et Aylmer.	
Séminaire St-Antoine	
Trois-Rivières et Québec.	
Externat Saint-Jean-Eudes, Québec	
Séminaire Montfortain, Papineauville	
Le Collège d'Amos, Amos	
Le Juvénat des Pères Maristes, Sillery	
École Apostolique de Sacré-Coeur	
Beauport.	
Collège d'Amos, Abitibi	
Séminaire de St-Georges de Beauce	
Collège de Marie-Médiatrice, Hull	
Séminaire Ste-Marie, Shawinigan	
*Collège des Jésuites, Sudbury, Ont.	"Associated Colleges", i.e., "affiliated Classical Colleges" situated outside the province of Quebec.
*St. Dunstan's University	
Charlottetown, P.E.I.	
Académie de Québec, Québec	Schools for men, other than theological and classical, affiliated to the University of Laval. Diplomas and degrees are awarded by the University. The Schools of Agriculture and Fisheries comprise the Faculty of Agriculture. The Académie de Québec offers courses in Commerce.
L'Institut des Frères du Sacré-Coeur	
Arthabaska.	
École d'Agriculture de Ste-Anne	
Ste-Anne-de-la-Pocatière.	
École des Pêcheries	
Ste-Anne-de-la-Pocatière.	
L'Institut des Dames Religieuses de Jésus-Marie de Sillery, Québec.	Affiliated Arts Colleges for girls similar to Classical Colleges for men.
L'Institut des Dames Religieuses de l'Assomption, Nicolet.	
L'Institut des Dames Religieuses des Ursulines, Trois-Rivières.	
Le Collège des Ursulines, Québec	
Pensionnat Notre-Dame de Bellevue, Québec	
Collège des Ursulines, Rimouski	
Scolasticat des Soeurs Grises de la Croix ..	
Hull.	

*Also listed with the institutions of the province where located.

TABLE 1. List of Institutions, Showing Addresses, Control, Courses and Affiliations — Continued

Name of Institution, address and control	Courses and affiliations
Quebec — Continued	
Université Laval — Concluded	
École Supérieure des Sciences Domestiques Québec.	Degree Courses in Domestic Science
10 couvents et 11 instituts affiliés	"Higher Primary instruction", i.e., High School Course for girls.
15 écoles de gardes-malades	Diploma Course in Nursing.
École d'architecture, (Beaux-Arts), Montréal .. (Provincial).	Professional school maintained by the Provincial Government offering a five year course in architecture.
Mont-St-Louis, 244, est, rue Sherbrooke	"Secondary Science" course.
Montréal.	
Theological and Classical Colleges (without university affiliation).	
Mont-St-Joseph, Aylmer, (Rédemptoristes)	Theological schools. Some have classical students, i.e. students in philosophy, as well as theological students. No affiliation.
Séminaire des Eudistes, Gros-Pin	
Charlesbourg.	
Maison St-Joseph	
1800, Blvd. Gouin, Est, Montréal	
(Jésuites).	
Scolasticat de l'Immaculée Conception	
1855, est, rue Rachel, Montréal	
(Jésuites).	
Scolasticat du Très St-Sacrement	
4450, rue St-Hubert, Montréal	
Studium Franciscain de Théologie	
5750, Blvd. Rosemont, Montréal.	
Grand Séminaire des Missions	
3160, Chemin Daulac, Montréal.	
Scolasticat St-Charles, Joliette	
(Clercs St-Viateur).	
Abbaye Notre-Dame du Lac, Oka	
(Trappistes).	
Maison d'Études de la Réparation	
Pointe-aux-Trembles (Capucins).	
Séminaire des Missions Étrangères	
Pont-Viau.	
Séminaire St-Antoine	
33 rue de l'Alverne, Québec.	
(Franciscains).	
Scolasticat St-Vincent de Paul	
2555, Chemin Ste-Foye, Québec.	
Monastère des Bénédictins, St-Benoit du Lac	
Prieuré des Pères Prémontrés	
St-Bernard de Lacolle.	
Scolasticat Notre-Dame de Ste-Croix	
Ste-Geneviève de Pierrefonds.	
Grand Séminaire du Christ-Roi, St-Hyacinthe	
Séminaire des Saints Apôtres, Sherbrooke....	
Collège Séraphique (Franciscains)	Classical courses preparatory to Theology, roughly equivalent to high school and junior college years. No affiliation.
Trois-Rivières.	
Maison St-Joseph (Jésuites)	
Sault-au-Récollet.	
Congrégation de la Fraternité Sacerdotale ..	
La Pointe-du-Lac.	
Cisterciens de la Commune Observance	
N.D. de Val d'Espoir.	
Cisterciens de l'Immaculée-Conception	
St-Michel de Rougemont.	
Novicat Notre-Dame du Très Saint Rosaire	
(Oblats), Richelieu.	
Novicat des Pères Capucins, Québec	
Juvenat des Saints-Anges	
(Clercs de St-Viateur), Berthierville.	
Juvenat du Sacré-Cœur, Beauceville	
(Frères Maristes).	
Juniorat Ste-Marie, Charlesbourg	
(Pères de St-Vincent de Paul).	

TABLE 1. List of Institutions, Showing Addresses, Control, Courses and Affiliations - Continued

Name of Institution address and control	Courses and affiliations
Quebec — Concluded	
Theological Institutions — Concluded	
Mont-St-Jean-Baptiste, Granby..... (Société du Verbe Divin).	Colleges of recent formation. Most of them were established by certain of the classical colleges in neighboring cities to satisfy local needs. Generally, they as yet give only the first years of the classical course (i.e. high school level).
Petit Séminaire des Missions, Limbour, Hull (Pères du St-Esprit).	
Collège St-Ignace, 2919, rue Bellechasse Montréal (Jésuites).	
Juvénat St-Jean Berchmans, Québec..... (Pères de St-Vincent de Paul).	
Mont Ste-Anne, Sherbrooke..... (Missionnaires de Marianhill).	
Séminaire de Ste-Croix, St-Laurent (Pères de Ste-Croix).	
Collège des Oblats, Rouyn	
Collège Jean Jacques Olier, Verdun (Des Sulpiciens).	
Collège Mgr. Decelles, 105, rue Prince, Sorel	
Collège Mgr. Prince, Granby	
Externat Classique, Rivière-du-Loup	
Externat Classique St-Raphaël Drummondville.	
Externat Classique St-Viateur, Outremont (Clercs St-Viateur).	
Ontario	
Université d'Ottawa, Ottawa (Roman Catholic O.M.I. — Bilingual).	Preparatory Department. Degree Courses in the Faculties of Theology, Canon Law, Law, Arts (including Science, Education, Commerce, Philosophy and Physical Education), Engineering, and Medicine. Conducts a School of Nursing, School of Music and Elocution, School of Graduate Studies, School of Political, Economic and Social Sciences, Library School and a Provincial Normal School for training teachers for the bilingual schools of Ontario (Co-educational).
Collège Classique de Cornwall, Cornwall Congrégation de Notre-Dame, Ottawa..... Pensionnant de N.D. du Sacré-Coeur, Ottawa Petit Séminaire d'Ottawa, Ottawa..... St. Jerome's College, Kitchener	Preparatory and Arts Schools in Ontario. Full Course in Arts not given in all schools.
*Notre-Dame College, Wilcox, Sask. *St. Thomas College, Battleford, Sask. *Collège Catholique, Gravelbourg, Sask..... *Scolasticat du Sacré-Coeur, Lebreton, Sask.... *Collège St-Jean, Edmonton, Alta.	Affiliated arts and preparatory schools situated outside the province of Ontario.
Carleton College, Ottawa (Undenominational).	Degree courses in Arts (including Public Administration), Science, Commerce, and Journalism. Two years of four year course in Engineering. Certificate course in Public Service Studies. Graduate courses in Public Administration. (Co-educational).
University of Western Ontario, London (Undenominational).	Degrees in Arts (and Science), Law, Journalism, Drama, Medicine, Divinity, Nursing, Music, and Public Health, Diplomas in Business Administration, Nursing and Hospital Administration and Household Science. Faculty of Graduate Studies. (Co-educational). Grants degrees for affiliated Colleges.
Alma College, St. Thomas (United Church).	Junior Arts College for girls. Affiliated with the University of Western Ontario.
Huron College, London (Anglican).	Theology. Affiliated with the University of Western Ontario. Men only.
Music Teachers' College, London..... (Undenominational).	Four year course in Arts and Music. Affiliated with the University of Western Ontario. (Co-educational).
St. Peter's Seminary and College of Arts..... London (Roman Catholic).	Theology and Arts, Affiliated with the University of Western Ontario for Arts. Men only.
Ursuline College, London..... (Roman Catholic).	Women's Arts College affiliated with the University of Western Ontario.

*Also listed with the institutions of the province where located.

TABLE 1. List of Institutions, Showing Addresses, Control, Courses and Affiliations - Continued

Name of Institution, address and control	Courses and affiliations
Ontario - Continued	
University of Western Ontario - Concluded	
Waterloo College of Arts and Theological Seminary (Evangelical Lutheran Church).	Arts College (Co-educational), affiliated with University of Western Ontario. Theological courses for men only.
Queen's University, Kingston,..... (Undenominational).	Degrees in Arts (and Science), Physical and Health Education, Commerce, Applied Science and Engineering, Medicine and Nursing. Diploma courses in Public Health, Industrial Relations and Teaching and Administration in Nursing. (Co-educational).
Queen's Theological College, Kingston..... (United Church).	Degree Course in Theology. Affiliated to Queen's University. Degrees granted by the University.
McMaster University, Hamilton..... (Baptist).	Degrees in Arts (and Science), Nursing and Theology. (Co-educational).
Hamilton College, Hamilton.....	Degree courses in Science. Degrees awarded by McMaster. (Co-educational).
Assumption College, Windsor..... (Roman Catholic).	Degrees in Arts, Commerce and Science. Pre-engineering and pre-nursing courses. Graduate work in Arts. (Co-educational). The Women's College is Holy Names.
Osgoode Hall Law School, Toronto 1..... (Law Society of Upper Canada).	Four year course for which an approved degree from a recognized university is prerequisite, graduating barristers-at-law. No affiliation. (Co-educational).
Royal Military College, Kingston..... (Federal).	Four year courses in General Arts and in Engineering. Canadian universities admit graduates to fourth year in certain Honours Arts Courses and to fourth year of Civil, Chemical, Mechanical and Electrical Engineering. (Men).
Collège du Sacré-Coeur, Sudbury..... (Roman Catholic).	Preparatory and Arts (Men). See under Laval University.
St. Patrick's College, Ottawa..... (Roman Catholic).	Preparatory and junior commercial. Degrees in Arts, Science, Commerce and Social Science. Professional School of Social Welfare. The College, while retaining autonomy of Faculty and Administration, shares the rights and privileges of the charter of the University of Ottawa with regard to the conferring of academic degrees. Co-educational at College level.
Canadian Memorial Chiropractic College..... 252 Bloor St. W., Toronto (Canadian Association of Chiropractors).	Four year course from secondary school graduation leading to diploma of Doctor of Chiropractic. Graduate courses. (Co-educational).
College of Optometry of Ontario, Toronto 5.... (Ont. Board of Examiners in Optometry).	Four year course in Optometry; two year Optician's course. Graduate courses in Optometry. (Co-educational).
St. Augustine's Seminary, Toronto..... (Roman Catholic).	Theological schools. Some have classical students, i.e., students in Philosophy, as well as Theological students.
St. Francis Xavier Seminary, Toronto..... (Roman Catholic).	
St. Alphonsus Seminary, Woodstock..... (Roman Catholic).	
Collège des Dominicains, Ottawa..... (Roman Catholic).	
Séminaire Universitaire Saint-Paul, Ottawa.... (Roman Catholic).	
Scolasticat des Montfortains, Eastview..... (Roman Catholic).	
Séminaire des Missionnaires d'Afrique..... (Pères Blancs), Eastview (Roman Catholic).	
Holy Rosary Scholasticate, R.R. 1, Ottawa.... (Roman Catholic).	
Jesuit Seminary, Wellington St. W., Toronto.... (Roman Catholic).	
St. Basil's Seminary, St. Joseph St., Toronto.. (Roman Catholic).	
Mount Carmel College, Niagara Falls..... (Roman Catholic).	Classical course preparatory to Theology, roughly equivalent to high school and junior college years.
St. Mary's College, Brockville..... (Roman Catholic).	
Juvénat St-Alexis, Ottawa..... (Roman Catholic).	
Jesuit Novitiate, Guelph..... (Roman Catholic).	

TABLE 1. List of Institutions, Showing Addresses, Control, Courses and Affiliations - Continued

Name of Institution, address and control	Courses and affiliations
Ontario - Concluded	
Lakehead Technical Institute, Port Arthur (Provincial).	One year of degree course in Arts, Applied Science, Commerce, Forestry, Forest Engineering and Household Science. Two year diploma courses in Technical Forestry and Technical Mining. (Co-educational).
University of Toronto, Toronto 5 (Provincial).	Degrees in the Faculties of Arts (including Pure Science, Commerce and Law), Education, Music, Household Science, Medicine, Dentistry, Pharmacy, Forestry, Engineering and Applied Science (including Architecture), School of Physical and Health Education, School of Social Work, School of Graduate Studies, Library Science and Nursing. Diplomas in Public Health, Public Health Nursing, Administrative Course for Graduate Nurses, Occupational Therapy, Physiotherapy, Child Study, Library Science. A course in Education leads to High School teacher's certificate from Provincial Department of Education (Co-educational).
St. Michael's College and Institute of Mediaeval Studies, Toronto 5 (Roman Catholic).	Preparatory and full Arts Course (Men and women, the ladies' college being St. Joseph's College). Graduate course in Mediaeval Studies. Federated with the University of Toronto.
Victoria University and Emmanuel College, Toronto (United Church).	Arts Degree Course in Victoria College. Theology in Emmanuel (Co-educational). Federated with University of Toronto.
Trinity College, Toronto 5 (Anglican).	Degree Courses in Arts and Theology (Co-educational). Federated with University of Toronto.
Knox College, Toronto 5 (Presbyterian).	Theology.
Wycliffe College, Toronto 5 (Anglican)	Theology.
United Church Training School, Toronto	Diploma courses in Deaconess and Missionary training (Women). Affiliated with Emmanuel College in Victoria University. Courses of the Canadian School of Missions also available.
Anglican Women's Training College, Toronto.	Diploma courses in Deaconess and Missionary training (Women). Courses given at Wycliffe College and at the Canadian School of Missions are available to students.
Canadian School of Missions, Toronto (Mission Boards of Anglican, Baptist, Church of Christ (Disciples), Presbyterian and United Churches).	Provides certain courses for missionary students and missionaries on furlough. All students have access to courses in the Theological Colleges - Knox, Victoria, Trinity and Wycliffe.
Ontario Agricultural College, Guelph (Provincial).	Degree and diploma courses in Agriculture and Household Science (Co-educational). Degrees from the University.
Ontario Veterinary College, Guelph (Provincial).	Degree courses in Veterinary Science (Men). Degrees from the University.
Manitoba	
University of Manitoba, Winnipeg, Man. (Provincial).	Degrees in Arts, Science, Fine Arts, Commerce, Education, Law, Medicine, Engineering, Interior Design, Architecture, Community Planning, Agriculture, Home Economics, Pharmacy, Music and Social Work. Diplomas in Music, Nursing, Agriculture, and Fine Arts. High School teachers' course. Faculty of Graduate Studies. (Co-educational).
Manitoba Law School, Law Courts, Winnipeg (University and Law Society).	Four-year Course leading to degree of LL.B. in the University of Manitoba, admission to the Law Society, and call to the Bar.
United College (Wesley and Manitoba) Winnipeg (United Church).	Preparatory and full course in Arts and Theology. (Co-educational).
St. Paul's College, Winnipeg (Roman Catholic).	Preparatory and Arts. Course for women given at St. Mary's College and Academy.
St. John's College, Winnipeg (Anglican).	Preparatory, full course in Arts and Theology. (Co-educational).
Collège de St-Boniface, St-Boniface (Roman Catholic).	Preparatory, Junior Commercial and full course in Arts Women's courses given at St. Joseph's Academy.
Brandon College, Brandon	Preparatory, full Arts and Science. Diplomas in Music and Expression. Education. (Co-educational). Affiliated with the University of Manitoba
Grand Séminaire St-Boniface, St-Boniface (Roman Catholic).	Theology.

TABLE 1. List of Institutions, Showing Addresses, Control, Courses and Affiliations - Continued

Name of Institution, address and control	Courses and affiliations
Saskatchewan	
University of Saskatchewan, Saskatoon, Sask. (Provincial).	Degrees in Arts, Science, Agriculture, Commerce, Home Economics, Engineering, Pharmacy, Law, Medicine, Education (also course leading to provincial High School Teacher's Certificate). Pre-dental years. School of Nursing, College of Graduate Studies. (Co-educational).
Emmanuel College, Saskatoon (Anglican).	Degree courses in Theology.
St. Andrew's College, Saskatoon (United Church).	Degree courses in Theology.
Lutheran College and Seminary, Saskatoon..	Preparatory and Diploma Courses in Theology.
Luther Theological Seminary, Saskatoon..... (Nor. Lutheran).	Diploma Courses in Theology.
St. Chad's College, Regina (Anglican).	Degree Course in Theology
Regina College, Regina (Provincial).	A junior Arts College of the University of Saskatchewan. Preparatory and one year in Arts, Science, Commerce and Engineering. School of Fine Arts and Conservatory of Music. Special training course for laboratory technicians. (Co-educational).
Campion College, Regina (Roman Catholic).	Preparatory and one year in Arts. (Boys).
Sacred Heart College, Regina (Roman Catholic).	Preparatory and one year in Arts. (Girls).
St. Peter's College, Meunster (Roman Catholic).	Preparatory and one year in Arts. (Boys).
Luther College, Regina (American Lutheran).	Preparatory and one year in Arts. (Co-educational).
St. Thomas More College, Saskatoon (Roman Catholic).	Arts. (Co-educational). Affiliated with University of Saskatchewan.
Regina Cleri Seminary, Regina (Roman Catholic).	Theology.
Collège Catholique, Gravelbourg (Roman Catholic).	Preparatory and Arts (Boys).
Scolasticat du Sacre-Coeur, Lebreton (Roman Catholic).	Preparatory and Arts (Boys).
St. Thomas College, Battleford (Roman Catholic).	Preparatory and Arts (Boys).
Notre Dame College, Wilcox (Roman Catholic).	Preparatory and Arts (Co-educational).
Alberta	
University of Alberta, Edmonton and Calgary (Provincial).	Degrees in Arts and Science, Commerce, Agriculture, Household Science, Engineering, Education (also "normal" course for elementary teachers' certificate), Law, Medicine, Dentistry, Pharmacy and Nursing. School of Graduate Studies. Diplomas in Teaching and Supervision in Schools of Nursing and Public Health. (Co-educational).
St. Stephen's College, Edmonton (United Church).	Theology, Arts classes taken in the University of Alberta (Men).
St. Joseph's College, Edmonton (Roman Catholic).	Instruction in Arts subjects, and religious instruction (Men). All students also registered in the University of Alberta.
St. Aidan's College, Edmonton (Anglican).	Proposed Theological College, exists in constitution only.
Mount Royal College, Calgary (United Church).	Preparatory, Junior Commercial, Music and one year Arts. (Co-educational).
Concordia College, Edmonton (Lutheran).	A three year high school and two year Arts course. (Co-educational).
Canadian Union College, College Heights (Seventh Day Adventists).	Preparatory. Junior Commercial and two year Arts (including pre-medical, pre-dental, pre-nursing). Degrees in Theology. (Co-educational).

TABLE 1. List of Institutions, Showing Addresses, Control, Courses and Affiliations — Concluded

Name of Institution, address and control	Courses and affiliations
Alberta — Concluded	
Collège St-Jean, Edmonton (Roman Catholic).	Preparatory and Arts. See under University of Ottawa. (Male).
St. Joseph's Seminary, Edmonton (Roman Catholic).	Two year course in Philosophy; four year course in Theology. (Male).
British Columbia	
University of British Columbia, Vancouver..... (Provincial).	Degrees in Arts and Science (including Commerce, Education, Physical Education, Home Economics and Social Work), Engineering and Applied Science (including Architecture and Nursing), Agriculture, Law, Pharmacy, Medicine and Forestry. High School teacher's training course. Faculty of Graduate Studies (Co-educational).
Victoria College, Victoria (Municipal).	Two years of Arts and Science (including Commerce). University of British Columbia curriculum. A Junior College of the University of B.C. for the convenience of residents of Vancouver Island. (Co-educational).
Anglican Theological College of British Columbia, Vancouver (Anglican).	Degree courses in theology. Affiliated theological colleges of the University of British Columbia. They provide religious knowledge options for which credit is given by the University toward the B.A. degree.
Union College of British Columbia Vancouver (United Church).	
The Canadian Services College, Royal Roads, Victoria (Federal).	Two year academic and service training course for Armed Services Officer Cadets. Course may be completed at Royal Military College, Kingston.
Notre Dame College, Nelson (Roman Catholic).	Three years liberal Arts from B.C. Junior Matriculation. Affiliated with Gonzaga University, Seattle, Washington, U.S.A., where students are admitted after completion of any year. The B.A. is granted by Gonzaga on the completion of the fourth year in residence at Gonzaga. (Co-educational).

TABLE 2. List of Professional Schools, Colleges and University Faculties in Canada, Showing the Full-Time Enrolment of University Grade in Each Branch of Study, 1951 and 1952

Note. This is a detailed list of the institutions or parts of institutions for which statistics are summarized in the ensuing tables. The name of each appears in the language, English or French, used in it as the main language of instruction. The figures opposite the name of each show full-time enrolment of university grade, i.e., in courses for which matriculation is prerequisite, male and female separately. No record is included of part-time students (except in Post-Graduate Arts and Science where they cannot be separated), evening classes, short courses or extension students of any kind; nor of full-time students that are in courses for which matriculation is not prerequisite, e.g., students in the high school or preparatory departments of colleges, or in diploma courses in agriculture, household science, music, etc. Students of all kinds are counted in the later tables, but the more limited purpose of Table 2 is to show at what locations instruction in each branch of higher studies is available, and to indicate the approximate share of each institution in the total.

	1952		1951	
	M.	F.	M.	F.
1. Post-Graduate Arts and Pure Science (in this section it is necessary to include part-time students of the regular session as well as full-time):				
Acadia University, Wolfville, N.S.	12	3	28	9
Dalhousie University, Halifax, N.S.	38	7	46	8
St. Francis Xavier University, Antigonish, N.S.	7	—	10	4
Mount Allison University, Sackville, N.B.	3	—	2	3
University of New Brunswick, Fredericton, N.B.	28	2	19	1
McGill University, Faculty of Graduate Studies and Research, Montréal, Qué.	391	79	407	91
Bishop's University, Lennoxville, Qué.	—	1	3	4
Université Laval, Ecole des Gradués, Québec ¹	52	11	87	24
Université de Montréal, Qué. ¹	165	52	194	45
Université d'Ottawa, Ont.	176	41	106	34
St. Patrick's College, Ottawa, Ont.	—	—	—	—
McMaster University, Hamilton, Ont.	64	9	47	8
Queen's University, Kingston, Ont.	50	7	51	7
Pontifical Institute of Mediaeval Studies, Toronto, Ont.	—	—	—	—
University of Toronto, School of Graduate Studies, Toronto, Ont.	607	118	704	116
University of Western Ontario, London, Ont.	82	12	91	10
Assumption College, Windsor, Ont.	4	—	6	—
University of Manitoba, Fort Garry, Man.	98	12	87	9
University of Saskatchewan, Saskatoon, Sask.	110	6	122	8
University of Alberta, Edmonton, Alta.	62	14	81	14
University of British Columbia, Vancouver, B.C.	183	30	178	30
2. Undergraduate Arts and Pure Science (Full B.A. Course):				
NEWFOUNDLAND:				
Memorial University College, St. John's	91	28	93	30
PRINCE EDWARD ISLAND:				
St. Dunstan's University, Charlottetown	142	31	151	23
NOVA SCOTIA:				
Acadia University, Wolfville	203	88	273	105
Collège Ste-Anne, Church Point	55	—	78	—
Dalhousie University, Halifax	338	221	365	226
King's College, (University of), Halifax	65	26	69	29
Mt. St. Vincent College, Halifax	—	125	—	74
St. Francis Xavier University, Antigonish	407	60	468	51
St. Mary's University, Halifax	91	—	74	—
NEW BRUNSWICK:				
Université du Sacré-Coeur, Bathurst	82	22	117	—
Mount Allison University, Sackville	222	115	227	101
St. Thomas College, Chatham	75	1	106	2
Université St-Joseph, St. Joseph	181	19	213	19
University of New Brunswick, Fredericton	157	81	189	92
Collège St-Louis, Edmundston	99	21	92	17
QUEBEC:				
Bishop's University, Lennoxville	142	68	158	61
McGill University, Montréal	977	848	1,140	895
Sir George Williams College, Montréal	371	100	384	100

1. All students in the faculties of Letters, Philosophy and Science at the University of Montreal and Laval University hold a bachelor's degree, in a general classic course, not in specialized fields as is generally the case with students pursuing post-graduate studies in the English language universities.

* Record not available.

TABLE 2. List of Professional Schools, Colleges and University Faculties in Canada, Showing the Full-Time Enrolment of University Grade in Each Branch of Study, 1951 and 1952 - Continued

	1952		1951	
	M.	F.	M.	F.
2. Undergraduate Arts and Pure Science (Full B.A. Course) - Continued:				
QUEBEC - Concluded:				
Collèges Classiques affiliés à l'Université de Montréal:				
Collège de l'Assomption, L'Assomption	135	—	130	—
Collège Bourget, Rigaud	131	—	127	—
Collège Brébeuf, Montréal	239	—	209	—
Séminaire de Joliette, Joliette	175	—	170	—
Loyola College, Montréal	384	—	415	—
Collège de Montréal, Montréal	295	—	211	—
Séminaire St-Charles Borromée, Sherbrooke	199	—	167	—
Séminaire de St-Hyacinthe, St-Hyacinthe	248	—	223	—
Collège de St-Jean, St-Jean	138	—	133	—
Collège St-Laurent, St-Laurent	224	—	224	—
Collège André-Grasset, Montréal	170	—	157	—
Externat Ste-Croix, Montréal	162	—	123	—
Collège Ste-Marie, Montréal	498	—	462	—
Séminaire Ste-Thérèse, Ste-Thérèse	105	—	92	—
Séminaire de Valleyfield, Valleyfield	92	—	102	—
Séminaire Oblat, Chambly-Bassin	35	—	—	—
Séminaire St-François, Cap Rouge	42	—	—	—
Séminaire Marie-Médiatrice, Montréal	84	—	—	—
Collège de Saints-Apôtres, Côte St-Catherine	49	—	—	—
Séminaire du T.S.-Sacrement, Terrebonne	20	—	—	—
Collège Basile-Moreau, Saint-Laurent	—	81	—	70
Collège Jésus-Marie, Outremont	—	83	—	89
Collège Marie-Anne, Lachine	—	44	—	41
Collège Marguerite-Bourgeoys, Montréal	—	112	—	79
Marianopolis College, Montreal	—	150	—	131
Collège Saint-Maurice, St-Hyacinthe	—	20	—	32
Collège du Sacré-Coeur, Sherbrooke	—	18	—	17
Collèges Classiques affiliés à l'Université Laval:				
Séminaire de Québec	357	—	364	—
Séminaire de Nicolet, Nicolet	137	—	134	—
Collège de Ste-Anne, Ste-Anne-de-la-Pocatière	200	—	209	—
Séminaire St-Joseph, Trois-Rivières	292	—	270	—
Séminaire de Rimouski, Rimouski	146	—	168	—
Séminaire de Chicoutimi, Chicoutimi	298	—	258	—
Collège Classique de Lévis	245	—	219	—
Séminaire St-Joseph, Mont-Laurier	56	—	60	—
Collège St-Alexandre, Pte-Gatineau	66	—	59	—
Séminaire de St-Victor, St-Victor de Beauce	73	—	63	—
Collège des Jésuites, Gaspé	49	—	50	—
Collège St-Charles-Garnier, Québec	183	—	168	—
Séminaire St-Alphonse, Ste-Anne-de-Beaupré et Aylmer	62	—	43	—
Séminaire St-Antoine, Trois-Rivières et Québec	38	—	31	—
Collège Saint-Jean-Eudes, Québec	129	—	121	—
Séminaire Montfortain	20	—	19	—
Ecole Apostolique du Sacré-Coeur, Beauport	40	—	40	—
Collège d'Amos	34	—	25	—
Juvénat des Pères Maristes, Sillery	16	—	9	—
Séminaire St-Georges, Beauce	29	—	15	—
Pensionnat de Dames du Bon Pasteur, Chicoutimi	—	19	—	18
Collège Marguerite d'Youville, Hull	—	1	—	—
Scolasticat Notre-Dame de Grace, Hull	—	19	—	64
Pensionnat Notre-Dame, Nicolet	—	14	—	16
Pensionnat Notre-Dame-de-Bellevue	—	28	—	26
Collège Jésus-Marie de Sillery, Bergerville	—	47	—	49
Collège des Ursulines, Québec	—	50	—	37
Collège des Ursulines, Rimouski	—	—	—	—
Collège Marie de L'Incarnation, Trois-Rivières	—	19	—	20
ONTARIO:				
McMaster University, Hamilton	599	248	607	271
Université d'Ottawa, Ottawa (Colleges included)	539	78	664	91
Collège Bruyère, Ottawa	—	39	—	40
Collège Notre-Dame, Ottawa	—	35	—	44
Séminaire diocésain	65	—	68	—
Congrégation de Notre-Dame	—	*	—	*
St. Jerome's College, Kitchener	11	2	5	2

* Record not available.

TABLE 2. List of Professional Schools, Colleges and University Faculties in Canada, Showing the Full-Time Enrolment of University Grade in Each Branch of Study, 1951 and 1952 - Continued

	1952		1951	
	M.	F.	M.	F.
2. Undergraduate Arts and Pure Science (Full B.A. Course) — Concluded:				
ONTARIO — Concluded:				
Queen's University, Kingston	447	354	442	351
Collège Sacré-Coeur, Sudbury	79	—	95	—
St. Patrick's College, Ottawa	74	11	86	14
Carleton College, Ottawa	172	91	202	97
University of Toronto, Toronto (Colleges included)	1,841	1,468	2,055	1,673
St. Michael's College, Toronto	363	169	380	183
Trinity College, Toronto	208	217	252	231
Victoria College, Toronto	572	525	657	624
University of Western Ontario, London (Colleges included)	1,597	437	1,645	491
Assumption College, Windsor	503	67	568	54
Ursuline College, London	—	97	2	111
Waterloo College, Waterloo	145	33	125	48
Huron College, London	23	—	32	—
St. Peter's Seminary, London	73	—	87	—
MANITOBA:				
University of Manitoba, Winnipeg (Colleges included)	1,359	599	1,489	660
Brandon College, Brandon	120	47	124	59
Collège St-Boniface, St-Boniface	96	8	99	—
St. John's College, Winnipeg	20	3	12	3
St. Paul's College, Winnipeg	80	34	82	35
United College, Winnipeg	336	171	323	181
SASKATCHEWAN:				
Collège Mathieu, Gravelbourg	52	—	42	—
Notre Dame College, Wilcox	30	4	31	5
University of Saskatchewan, Saskatoon	492	255	480	277
St. Thomas More College, Saskatoon	79	57	81	45
ALBERTA:				
University of Alberta, Edmonton	512	176	496	209
BRITISH COLUMBIA:				
University of British Columbia, Vancouver	1,733	823	1,994	886
3. Junior Colleges Including Classical Schools of Roman Catholic Orders Preparatory to Theology:				
PRINCE EDWARD ISLAND:				
Prince of Wales College, Charlottetown	31	21	37	35
NOVA SCOTIA:				
Xavier Junior College, Sydney	50	8	—	—
QUEBEC:				
Ecole St-Ignace (Jésuites), Montréal	300	—	(Estimated Total) 298	
Maison St-Joseph (Jésuites), Sault-au-Récollet				
Collège Séraphique (Franciscains), Trois-Rivières				
Juniorat de la Compagnie de Marie, Papineauville				
Noviciat des Pères Capucins, Québec				
Congrégation de la Fraternité-Sacerdotale, Pointe-du-Lac				
Cisterciens de la Commune Observance, N.-D. de Val d'Espoir				
Cisterciens de l'Immaculée-Conception, St-Michel de Rougemont				
Juvénat St-Joseph, Congrégation de Ste-Croix, St-Hyacinthe				
Juvénat des Saints-Anges, Clercs de St-Viateur, Berthierville				
Juvénat Champagneur, Clercs de St-Viateur, L'Epiphanie				
Noviciat des PP. Bénédictins, St-Benoit-du-Lac				
ONTARIO:				
Alma College, St. Thomas	—	5	—	20
Mt. Carmel College (Carmelites), Niagara Falls	47	—	42	—
Collège Séraphique (Capucins), Ottawa	17	—	13	—
Juvénat St. Alexis (Servites de Marie), Ottawa	10	—	7	—
St. Stanislas Novicate (Jesuits), Guelph	17	—	21	—
St. Mary's College, Brockville	27	—	*	—

* Record not available.

TABLE 2. List of Professional Schools, Colleges and University Faculties in Canada, Showing the Full-Time Enrolment of University Grade in Each Branch of Study, 1951 and 1952 - Continued

	1952		1951	
	M.	F.	M.	F.
3. Junior Colleges Including Classical Schools of Roman Catholic Orders Preparatory to Theology - Concluded:				
SASKATCHEWAN:				
Campion College, Regina	22	1	18	1
Luther College, Regina	9	3	18	3
Regina College, Regina	•	•	62	39
St. Peter's College, Muenster	3	—	25	—
Sacred Heart College, Regina	—	4	—	4
ALBERTA:				
Canadian Union College, Lacombe	44	31	52	48
Concordia College, Edmonton	3	—	7	—
Mt. Royal College, Calgary	10	5	40	4
Collège St-Jean, Edmonton	18	—	15	—
BRITISH COLUMBIA:				
Victoria College, Victoria	216	89	191	92
4. Agriculture:				
Prince of Wales College, Charlottetown, P.E.I.	2	1	3	—
Nova Scotia Agricultural College, Truro, N.S.	36	2	45	2
Ecole Supérieure d'Agriculture, Ste-Anne-de-la-Pocatière, Qué.	38	—	36	—
Institut Agricole d'Oka, La Trappe, Qué.	84	—	95	—
Macdonald College, Macdonald College, Que.	266	21	306	24
Ontario Agricultural College, Guelph, Ont.	398	11	476	10
Faculty of Agriculture, University of Manitoba, Winnipeg, Man.	131	4	184	9
College of Agriculture, University of Saskatchewan, Saskatoon, Sask.	150	1	183	4
Faculty of Agriculture, University of Alberta, Edmonton, Alta.	122	2	192	3
Faculty of Agriculture, University of British Columbia, Vancouver, B.C.	220	31	280	33
5. Architecture:				
Department of Architecture, Faculty of Applied Science, McGill University, Montreal, Que.	131	7	147	7
Ecole des Beaux-Arts, Montréal, Qué.	•	•	•	•
School of Architecture, Faculty of Applied Science and Engineering, University of Toronto, Toronto, Ont.	197	9	210	5
Faculty of Engineering and Architecture, University of Manitoba, Winnipeg, Man.	111	6	148	12
Faculty of Applied Science, University of British Columbia, Vancouver, B.C.	84	3	93	4
6. Applied Science and Engineering:				
Memorial University College, St. John's, Nfld. ²	77	—	55	—
Nova Scotia Technical College, Halifax, N.S.	256	—	358	—
Acadia University, Wolfville, N.S. ²	53	—	60	—
Dalhousie University, Halifax, N.S. ²	87	—	102	—
St. Mary's College, Halifax, N.S. ²	76	—	68	—
St. Francis Xavier University, Antigonish, N.S. ²	120	—	154	—
Mt. Allison University, Sackville, N.B. ²	89	—	87	—
University of New Brunswick, Fredericton, N.B.	254	1	220	2
Faculty of Applied Science, McGill University, Montreal, Qué.	1,136	8	1,240	4
Ecole Polytechnique, Montréal, Qué.	498	1	486	—
Faculté des Sciences, Université Laval, Québec, Qué.	422	4	357	5
Faculty of Applied Science, Queen's University, Kingston, Ont.	682	1	681	1
Faculty of Applied Science and Engineering, University of Toronto, Toronto, Ont.	1,651	10	2,138	7
Royal Military College of Canada, Kingston, Ont.	210	—	210	—
Université d'Ottawa, Ottawa, Ont. ³	63	—	61	—
Carleton College, Ottawa, Ont. ³	41	1	53	1

• Record not available.

2. The pre-specialized years only of the Engineering course.

3. First two years of Engineering.

TABLE 2. List of Professional Schools, Colleges and University Faculties in Canada, Showing the Full-Time Enrolment of University Grade in Each Branch of Study, 1951 and 1952 — Continued

	1952		1951	
	M.	F.	M.	F.
6. Applied Science and Engineering — Concluded:				
Faculty of Engineering and Architecture, University of Manitoba, Winnipeg, Man.	404	—	477	—
College of Engineering, University of Saskatchewan, Saskatoon, Sask. ..	406	—	437	—
Regina College, Regina, Sask. ³	47	—	21	—
Faculty of Engineering, University of Alberta, Edmonton, Alta.	456	2	554	2
Faculty of Applied Science, University of British Columbia, Vancouver, B.C.	740	1	963	2
Canadian Services College, Royal Roads, Victoria, B.C. ³	150	—	150	—
7. Commerce:				
St. Dunstan's University, Charlottetown, P.E.I.	22	—	20	1
Dalhousie University, Halifax, N.S.	131	5	142	5
St. Francis Xavier University, Antigonish, N.S.	77	36	73	—
St. Mary's University, Halifax, N.S.	55	—	48	—
Université Saint-Joseph, N.B.	—	—	19	18
Mount Allison University, Sackville, N.B. ⁴	35	1	32	2
University of New Brunswick, Fredericton, N.B.	13	1	—	—
L'Ecole Supérieure de Commerce de Québec, Université Laval, Québec, Qué.	294	1	296	1
Ecole des Hautes Etudes Commerciales, Montréal, Qué.	189	2	265	2
School of Commerce, McGill University, Montreal, Que.	510	51	572	37
Sir George Williams College, Montreal, Que.	211	8	215	7
Université d'Ottawa, Ottawa, Ont.	107	—	119	—
St. Patrick's College, Ottawa, Ont.	31	5	40	7
Carleton College, Ottawa, Ont.	42	4	40	6
University of Toronto, Toronto, Ont.	335	17	384	20
School of Commerce and Administration, Queen's University, Kingston, Ont.	97	17	95	16
Department of Business Administration, University of Western Ontario, London, Ont.	198	2	172	1
University of Manitoba, Winnipeg, Man.	112	10	151	10
College of Commerce, University of Saskatchewan, Saskatoon, Sask.	126	11	134	10
University of Alberta, Edmonton, Alta.	90	14	98	14
University of British Columbia, Vancouver, B.C.	338	24	305	24
8. Dentistry:				
Faculty of Dentistry, Dalhousie University, Halifax, N.S.	47	2	48	—
Faculty of Dentistry, McGill University, Montréal, Qué.	144	—	143	1
Faculté de chirurgie dentaire, Université de Montréal, Montréal, Qué.	140	—	229	—
Faculty of Dentistry, University of Toronto, Toronto, Ont.	379	10	454	3
Faculty of Medicine and Dentistry, University of Alberta, Edmonton, Alta.	119	3	114	2
9. Education:				
Acadia University, Wolfville, N.S.	21	5	38	2
Dalhousie University, Halifax, N.S.	15	11	23	10
Mount Saint Vincent College, Halifax, N.S.	—	45	—	36
St. Francis Xavier University, Antigonish, N.S.	21	1	38	4
Mt. Allison University, Sackville, N.B.	8	1	14	4
University of New Brunswick, Fredericton, N.B.	10	2	10	2
Université St-Joseph, N.B.	—	—	11	8
Ecole de pédagogie, Université Laval, Québec	68	106	68	98
Bishop's University, Lennoxville, Qué.	6	2	6	2
McGill University, Montréal, Qué.	24	29	35	23
Institut pédagogique, Université de Montréal, Montréal, Qué.	—	113	—	109
Institut pédagogique St-Georges, Université de Montréal, Montréal, Qué.	184	49	146	72
Ecole normale secondaire, Université de Montréal, Qué.	17	—	19	—
Ontario College of Education, Toronto, Ont.	317	205	334	175
Faculty of Education, University of Manitoba, Winnipeg, Man.	25	18	99	50
College of Education, University of Saskatchewan, Saskatoon, Sask.	130	67	176	83
Faculty of Education, University of Alberta, Edmonton, Alta.	248	431	279	247
Department of Education, University of British Columbia, Vancouver, B.C.	107	39	174	39

* Record not available.

3. First two years of Engineering.

4. First two years of Commerce and Finance.

TABLE 2. List of Professional Schools, Colleges and University Faculties in Canada, Showing the Full-Time Enrolment of University Grade in Each Branch of Study, 1951 and 1952 - Continued

	1952		1951	
	M.	F.	M.	F.
10. Fine and Applied Arts:				
Mount Allison University, Sackville, N.B.	10	42	16	39
McGill University, Montreal, Que.	3	39	5	57
University of Manitoba, Winnipeg, Man.	9	19	4	6
11. Fisheries:				
Dalhousie University, Halifax, N.S.	—	—	—	—
Ecole des pecheries, Ste-Anne-de-la-Pocatière, Qué.	13	—	11	—
12. Forestry:				
Department of Applied Science, University of New Brunswick, Fredericton, N.B.	204	—	188	1
Ecole d'arpentage et de génie forestier, Université Laval, Québec, Qué.	101	—	93	—
Faculty of Forestry, University of Toronto, Toronto, Ont.	163	—	208	—
Department of Forestry, University of British Columbia, Vancouver, B.C.	94	1	143	1
13. Home Economics and Dietetics:				
Memorial University, St. John's, Newfoundland	—	17	—	8
Mount St. Vincent College, Halifax, N.S.	—	12	—	10
Acadia University, Wolfville, N.S.	—	45	—	60
St. Francis Xavier University, Antigonish, N.S.	—	37	—	42
Mount Allison University, Sackville, N.B.	—	59	—	50
Université St-Joseph, N.B.	—	9	—	9
Ecole supérieure des sciences domestiques de Saint-Pascal, Qué.	—	80	—	70
Macdonald College, Macdonald College, Qué.	—	133	—	144
Institut de diététique et de nutrition, Université de Montréal, Montréal, Qué.	—	54	—	55
Instituts familiaux de l'Université de Montréal (7) et Ecole Ménagère provinciale, Montréal, Qué.	—	164	—	150
Ontario Agricultural College, Guelph, Ont.	—	124	—	86
Faculty of Household Science, University of Toronto; Toronto, Ont.	—	19	—	15
University of Western Ontario, London, Ont.	—	50	—	71
Faculty of Agriculture and Home Economics, University of Manitoba, Fort Garry, Man.	—	296	—	308
School of Household Science, University of Saskatchewan, Saskatoon, Sask.	—	60	—	75
School of Household Economics, University of Alberta, Edmonton, Alta.	—	60	—	74
Department of Home Economics, University of British Columbia, Vancouver, B.C.	—	167	—	185
14. Journalism:				
University of King's College, Halifax, N.S.	—	1	1	3
St. Mary's College, Halifax, N.S.	2	—	2	—
Mount Saint Vincent College, Halifax, N.S.	—	4	—	3
Université de Montréal, Montréal, Qué.	—	—	—	—
Carleton College, Ottawa, Ont.	27	20	37	16
University of Western Ontario, London, Ont.	16	15	24	18
15. Law:				
Faculty of Law, Dalhousie University, Halifax, N.S.	152	7	167	3
Faculty of Law, University of New Brunswick, Fredericton, N.B.	37	4	55	3
Faculté de droit, Université Laval, Québec, Qué.	181	13	168	11
Faculté de droit, Université de Montréal, Montréal, Qué.	268	17	250	15
Faculty of Law, McGill University, Montréal, Qué.	202	10	174	9
Department of Law, University of Toronto, Toronto, Ont.	78	2	96	5
Osgoode Hall Law School, Toronto, Ont.	702	17	708	21
Manitoba Law School (Old Law Court Building), Winnipeg, Man.	148	3	181	4
College of Law, University of Saskatchewan, Saskatoon, Sask.	96	9	104	5
Faculty of Law, University of Alberta, Edmonton, Alta.	112	5	139	3
Faculty of Law, University of British Columbia, Vancouver, B.C.	247	17	308	17

* Record not available.

TABLE 2. List of Professional Schools, Colleges and University Faculties in Canada, Showing the Full-Time Enrolment of University Grade in Each Branch of Study, 1951 and 1952 - Continued

	1952		1951	
	M.	F.	M.	F.
16. Library Science:				
Mount Saint Vincent College, Halifax, N.S.	—	3	—	3
Library School, McGill University, Montreal, Que.	11	23	11	33
Ecole de bibliothécaires, Université de Montréal, Qué.	3	4	10	15
Library School, Ontario College of Education, Toronto, Ont.	15	41	12	58
Ecole de bibliothécaires, Université d'Ottawa, Ottawa, Ont.	—	—	—	—
Faculté des Lettres, Université Laval, Québec, Qué.	6	12	3	10
17. Medicine:				
Faculty of Medicine, Dalhousie University, Halifax, N.S.	266	12	263	14
Faculté de médecine, Université Laval, Québec, Qué.	644	16	615	11
Faculté de médecine, Université de Montréal, Montréal, Qué.	467	39	467	36
Faculty of Medicine, McGill University, Montréal, Qué.	608	53	632	48
Faculty of Medicine, University of Ottawa, Ottawa, Ont.	285	8	286	9
Faculty of Medicine, Queen's University, Kingston, Ont.	326	28	326	28
Faculty of Medicine, University of Toronto, Toronto, Ont.	979	84	997	103
Faculty of Medicine, University of Western Ontario, London, Ont.	263	21	270	17
Faculty of Medicine, University of Manitoba, Winnipeg, Man.	340	24	346	24
School of Medical Science (pre-clinical years only), University of Saskatchewan, Saskatoon, Sask.	52	12	56	6
Faculty of Medicine, University of Alberta, Edmonton, Alta.	207	15	206	14
Faculty of Medicine, University of British Columbia, Vancouver, B.C. ..	112	8	57	3
18. Music (Degree Courses in Music):				
Dalhousie University, Halifax, N.S.	1	5	1	8
Acadia University, Wolfville, N.S.	2	8	2	8
Mount St. Vincent College, Halifax, N.S.	—	3	—	7
Mount Allison University, Sackville, N.B.	6	22	8	27
Université Laval, Québec, Qué.	43	42	19	63
Université de Montréal, Montréal, Qué.	4	109	18	101
McGill University, Montreal, Que.	1	4	26	44
University of Toronto, Toronto, Ont.	56	31	57	32
University of Western Ontario, London, Ont.	7	12	1	11
University of Manitoba, Winnipeg, Man.	—	—	—	—
University of Saskatchewan, Saskatoon, Sask.	—	—	—	—
19. Nursing (Post-Graduate diploma and Degree Courses):				
Dalhousie University, Halifax, N.S.	—	13	—	19
School of Nursing, Saint Francis Xavier University, Antigonish, N.S.	—	7	—	4
School of Nursing, Mount Saint Vincent College, Halifax, N.S.	—	9	—	10
School of Nursing, St. Thomas College, Chatham, N.B.	—	6	—	9
School of Graduate Nurses, McGill University, Montreal, Que.	—	59	—	75
Ecole d'hygiène sociale appliquée, Université de Montréal, Montréal, Qué.	—	37	—	38
Institut Marguerite d'Youville, Université de Montréal, Montréal, Qué.	—	81	—	140
Université Laval, Québec, Qué.	—	—	—	6
School of Nursing, University of Ottawa, Ottawa, Ont.	—	116	—	24
School of Public Health Nursing, Queen's University, Kingston, Ont.	—	27	—	26
School of Nursing, University of Toronto, Toronto, Ont.	—	242	—	279
School of Nursing, McMaster University, Hamilton, Ont.	—	23	—	34
Faculty of Public Health, University of Western Ontario, London, Ont. ..	—	49	—	50
School of Nursing Education, University of Manitoba, Winnipeg, Man.	—	10	—	15
School of Nursing, University of Saskatchewan, Saskatoon, Sask.	—	39	—	46
School of Nursing, University of Alberta, Edmonton, Alta.	—	125	—	129
Department of Nursing and Health, University of British Columbia, Vancouver, B.C.	—	102	—	92
20. Optometry:				
Ecole d'Optométrie, Université de Montréal, Montréal, Qué.	54	1	36	2
College of Optometry of Canada, 138 St. George St., Toronto, Ont.	66	2	97	3
21. Pharmacy:				
Maritime College of Pharmacy, Halifax, N.S.	45	5	61	3
École de Pharmacie, Université Laval, Québec, Qué.	82	14	92	15
École de Pharmacie, Université de Montréal, Montréal, Qué.	340	13	332	20
Faculty of Pharmacy, University of Toronto, Toronto, Ont.	362	58	321	45

TABLE 2. List of Professional Schools, Colleges and University Faculties in Canada, Showing the Full-Time Enrolment of University Grade in Each Branch of Study, 1951 and 1952 - Continued

	1952		1951	
	M.	F.	M.	F.
21. Pharmacy - Concluded:				
Pharmacy Department, University of Manitoba, Winnipeg, Man.	87	5	90	6
College of Pharmacy, University of Saskatchewan, Saskatoon, Sask.	110	17	134	26
School of Pharmacy, University of Alberta, Edmonton, Alta.	72	16	83	13
Department of Pharmacy, University of British Columbia, Vancouver, B.C.	107	28	136	30
22. Physical Education:				
The School of Physical Education, McGill University, Montreal, Que.	44	51	59	71
Institute of Physical Education, University of Ottawa, Ottawa, Ont.	17	—	24	—
School of Physical and Health Education, University of Toronto, Toronto, Ont.	77	93	68	94
School of Physical and Health Education, Queen's University, Kingston, Ont.	34	41	34	41
Department of Physical and Health Education, University of Western Ontario, London, Ont.	23	11	14	3
Department of Physical and Health Education, University of British Columbia, Vancouver, B.C.	98	39	91	48
23. Secretarial Science:				
Acadia University, Wolfville, N.S.	3	18	1	50
Mount St. Vincent College, Halifax, N.S.	—	25	—	20
Mount Allison University, Sackville, N.B.	—	—	—	13
University of Western Ontario, London, Ont.	2	80	2	71
24. Social Work:				
Maritime School of Social Work, Halifax, N.S.	6	14	10	9
Ecole des Sciences sociales, Université Laval, Québec, Qué.	75	26	22	28
Ecole des Sciences sociales, Université de Montréal, Montréal, Qué.	64	37	60	20
McGill School of Social Work, 3480 University St., Montreal, Que.	41	59	35	87
Saint Patrick's College, Ottawa.	19	18	*	*
School of Social Work, University of Toronto, Toronto, Ont.	62	67	70	85
Department of Social Work, University of Manitoba, Winnipeg, Man. ..	4	23	12	24
University of British Columbia, Vancouver, B.C.	67	50	74	68
25. Therapy, Occupational and Physiotherapy:				
School of Physiotherapy, McGill University, Montreal, Que.	—	72	—	59
Faculty of Medicine, University of Toronto, Ont.	—	250	—	213
26. Veterinary Science:				
Ecole de Médecine vétérinaire, St-Hyacinthe, Qué.	96	—	121	—
Ontario Veterinary College, Guelph, Ont.	301	15	364	12
27. Theology:				
BAPTIST CHURCH:				
Acadia University, Wolfville, N.S.	6	3	8	2
McMaster University, Hamilton, Ont.	36	7	37	15
CHURCH OF ENGLAND:				
King's College, Halifax, N.S.	19	—	16	—
Bishop's University, Lennoxville, Que.	14	—	10	—
Dioscesan Theological College, Montreal, Que.	22	—	20	—
Trinity College, Toronto, Ont.	50	1	51	1
Wycliffe College, Toronto, Ont.	52	—	55	—
Anglican Women's Training College, Toronto, Ont.	—	31	—	32
Huron College, London, Ontario.	17	—	56	—
St. John's College, Winnipeg, Man.	*	—	19	—
Emmanuel College, Saskatoon, Sask.	21	—	20	—
St. Chad's College, Regina, Sask.	15	—	5	—
Anglican Theological College, Vancouver, B.C.	15	—	16	—

* Record not available.

TABLE 2. List of Professional Schools, Colleges and University Faculties in Canada, Showing the Full-Time Enrolment of University Grade in Each Branch of Study, 1951 and 1952 - Concluded

	1952		1951	
	M.	F.	M.	F.
27. Theology - Concluded:				
LUTHERAN CHURCH:				
Waterloo College, Waterloo, Ont.....	9	—	12	—
Lutheran College Seminary, Saskatoon, Sask.....	•	•	•	•
Luther Theological Sem. (Nor), Saskatoon, Sask.....	16	—	20	—
PRESBYTERIAN CHURCH:				
Presbyterian Theological College, Montreal, Que.....	15	—	14	—
Knox College, Toronto, Ont.	42	—	51	—
UNITED CHURCH OF CANADA:				
Pine Hill Divinity Hall, Halifax, N.S.	37	1	37	1
United Theological College, Montreal, Que.	20	—	21	1
Queen's Theological College, Kingston, Ont.....	23	—	23	—
Victoria University (Emmanuel College), Toronto, Ont.	135	5	133	12
United Church Training School, Toronto, Ont.	—	37	—	28
United College, Winnipeg, Man.....	•	•	32	1
St. Andrews College, Saskatoon, Sask.	29	1	35	—
St. Stephen's College, Edmonton, Alta.	12	1	13	1
Union College of British Columbia, Vancouver, B.C.	24	—	28	2
ROMAN CATHOLIC CHURCH (SECULAR CLERGY):				
Holy Heart Seminary, Halifax, N.S.....	87	—	77	—
Université Laval (Grand Séminaire), Québec, Qué.	198	—	231	—
Université de Montréal (Grand Séminaire), Montréal, Qué.	188	—	168	—
Séminaire de Missions Etrangères, Pont-Viau, Qué.	54	—	54	—
Grand Séminaire d'Ottawa, Ottawa, Ont.	135	—	179	—
Séminaire Universitaire Saint-Paul, Ottawa, Ont.....	190	—	189	—
St. Augustine's Seminary, Toronto, Ont.	131	—	142	—
St. Francis Xavier Seminary, Scarboro Bluffs, Ont.	•	•	•	•
St. Peter's Seminary, London, Ont.....	73	—	73	—
Saint Joseph's Seminary, Edmonton, Alberta.....	31	—	33	—
ROMAN CATHOLIC CHURCH (CLERGY IN COMMUNITIES):				
Compagnie de Saint-Sulpice (Sulpiciens), Montréal, Canadian College at Rome, Italy.....	430	—	(Estimated Total)	
Congrégation du Très-Saint-Rédempteur (Rédemptoristes), Aylmer, Qué.				
Compagnie de Jésus (Jésuites), Montréal, Qué.				
Clercs de Saint-Viateur, Joliette, Qué.				
Congrégation de Sainte-Croix, Montréal et St-Laurent.....				
Ordre des Franciscains ou Frères-Mineurs (Franciscains), Montréal et Québec, Qué.				
Cisterciens de la Stricte Observance (Trappistes), Notre-Dame-du Lac, Qué.				
Congrégation de Jésus et Marie (Eudistes), Charlesbourg, Qué.				
Ordres des Frères-Mineurs (Capucins), Pte-aux-Trembles, Qué.				
Congrégation du Très-Saint-Sacrement, Montréal, Qué.				
Scolasticat de philosophie (Oblats), Richelieu, Qué.	87	—	87	—
Pères Blancs (Missionnaires d'Afrique), Eastview, Ont.				
Scolasticat St-Joseph, Ottawa, Ont.				
Holy Rosary Scholasticate, Orleans, Ont. (R.R. 1, Ottawa)				
Scolasticat St. Jean, Eastview, Ont.				
Collège des Dominicains, Ottawa, Ont.				
Company of Jesus (Jesuits), Toronto, Ont.				
Order of St. Basil (Basilian Fathers), Toronto, Ont.				
Congregation of the Resurrection, London, Ont.....				
Congregation of the Very Holy Redeemer (Redemptorists), Woodstock, Ont.				
Regina Cleri Seminary (Franciscans), Regina, Sask.....	8	—	8	—

• Record not available.

TABLE 3. Full-Time Students of the Regular Session by Provinces and Faculties

Province		Undergraduates												
		Arts ²	Pure Science ¹	Agriculture	Architecture	Commerce	Dentistry	Education	Engineering and Applied Science	Forestry	Household Science	Law ³	Medicine	Music
Newfoundland	1952	76	43	—	—	—	—	172	71	—	17	—	—	—
	1951	82	41	—	—	—	—	194	55	—	8	—	—	—
Prince Edward Island	1952	155	75	3	—	22	—	—	—	—	3	—	—	—
	1951	153	93	3	—	21	—	—	—	—	—	—	—	—
Nova Scotia	1952	965	585	38	—	350	49	119	593	—	94	156	272	19
	1951	1,089	625	47	—	339	48	151	735	—	112	167	274	26
New Brunswick	1952	849	218	—	—	67	—	40	344	198	68	41	—	33
	1951	913	205	—	—	84	—	49	307	184	59	58	—	40
Quebec	1952	8,721	1,524	361	162	1,252	284	350	1,745	80	429	671	1,589	143
	1951	8,482	1,523	405	181	1,388	340	368	1,734	90	418	624	1,574	271
Ontario	1952	7,510	926	352	206	815	376	500	2,576	155	193	797	1,821	100
	1951	8,242	1,088	429	215	838	443	478	3,006	201	172	828	1,864	88
Manitoba	1952	1,958	—	122	113	122	—	43	403	—	296	151	359	—
	1951	2,158	—	168	159	161	—	126	477	—	308	168	359	—
Saskatchewan	1952	916	—	151	—	137	—	197	406	—	60	105	64	—
	1951	1,026	—	187	—	144	—	221	437	—	75	109	62	—
Alberta	1952	390	429	104	—	104	122	676	455	—	60	117	222	—
	1951	422	474	161	—	112	116	480	535	—	74	142	216	—
British Columbia	1952	2,853	—	223	87	370	—	143	875	85	167	264	120	—
	1951	3,155	—	268	97	337	—	210	1,081	142	185	325	60	—
Canada	1952	24,393	3,800	1,354	568	3,239	831	2,240	7,468	518	1,387	2,302	4,447	295
	1951	25,722	4,049	1,668	652	3,424	947	2,277	8,367	617	1,411	2,421	4,409	425
		Undergraduates							Post-Graduates ³			Others		
		Public Health and Nursing	Pharmacy	Social Service	Theology	Veterinary Science	Others	Total (excl. duplicates)	Arts and Science	Others	Total	Pre-matriculation	Others ⁴	
Newfoundland	1952	—	—	—	—	—	—	379	—	—	—	—	—	
	1951	—	—	—	—	—	—	380	—	—	—	—	—	
Prince Edward Island	1952	—	—	—	—	—	—	258	—	—	—	416	124	
	1951	—	—	—	—	—	—	270	—	—	—	443	56	
Nova Scotia	1952	29	51	20	153	—	11	3,504	78	10	86	343	31	
	1951	33	64	19	141	—	9	3,879	92	14	106	277	114	
New Brunswick	1952	6	—	—	57	—	52	1,916	32	6	38	1,585	5	
	1951	9	—	—	—	—	55	2,020	25	7	32	1,506	44	
Quebec	1952	177	446	178	891	96	369	19,468	808	442	1,250	17,523	2,325	
	1951	259	456	171	1,022	121	392	19,819	852	484	1,336	17,963	1,983	
Ontario	1952	403	420	78	1,148	316	803	19,495	1,202	479	1,681	3,806	252	
	1951	451	422	100	1,210	376	817	21,268	1,281	512	1,793	3,497	409	
Manitoba	1952	10	92	27	92	—	107	3,895	67	23	90	718	73	
	1951	15	96	36	85	—	95	4,411	119	54	173	702	286	
Saskatchewan	1952	39	127	—	115	—	—	2,317	116	1	116	955	104	
	1951	46	160	—	108	—	—	2,575	188	1	168	849	136	
Alberta	1952	125	88	—	53	—	—	2,945	47	23	70	564	394	
	1951	129	94	—	60	—	—	3,015	178	61	239	653	418	
British Columbia	1952	102	135	72	39	—	137	5,672	220	99	319	—	9	
	1951	92	166	96	46	—	139	6,399	296	127	423	—	16	
Canada	1952	891	1,359	375	2,491	412	1,479	59,849	2,568	1,082	3,650	25,910	3,317	
	1951	1,034	1,458	422	2,729	497	1,507	64,036	3,011	1,259	4,270	25,893	3,473	

1. Included in Arts by several universities.

2. Includes philosophy.

3. For part time enrolment see table 4.

4. Includes diploma and certificate courses not of degree credit.

TABLE 4. Part-Time Students in the Regular Session by Province and Faculty

Province and Course	Undergraduates				Post-graduates				Others			
	1952		1951		1952		1951		1952		1951	
	M.	W.	M.	W.	M.	W.	M.	W.	M.	W.	M.	W.
Newfoundland	30	9	14	6	—	—	—	—	—	—	—	—
Arts and Science	30	9	14	6	—	—	—	—	—	—	—	—
Prince Edward Island	1	4	2	3	—	—	—	—	—	1	—	—
Arts and Science	1	4	2	3	—	—	—	—	—	1	—	—
Nova Scotia	67	140	33	48	9	2	8	5	35	105	29	99
Arts and Science	54	133	19	39	5	—	8	5	7	4	6	2
Agriculture	—	—	—	—	—	—	—	—	—	—	—	—
Music	—	1	—	—	—	—	—	—	27	97	23	97
Theology	—	—	4	—	—	—	—	—	—	—	—	—
Education	7	3	—	—	—	—	—	—	—	—	—	—
Other	6	3	10	9	4	2	—	—	1	4	—	—
New Brunswick	21	31	24	25	3	—	—	—	68	138	73	133
Arts and Science	21	31	24	25	1	—	—	—	38	64	45	57
Agriculture	—	—	—	—	—	—	—	—	—	—	—	—
Music	—	—	—	—	—	—	—	—	30	74	28	76
Theology	—	—	—	—	—	—	—	—	—	—	—	—
Education	—	—	—	—	—	—	—	—	—	—	—	—
Other	—	—	—	—	2	—	—	—	—	—	—	—
Quebec	389	345	166	359	151	47	87	42	341	2,803	400	4,653
Arts and Science	134	91	103	64	151	22	14	6	87	206	205	272
Agriculture	—	—	—	—	—	—	—	—	—	—	—	—
Music	—	—	—	63	—	—	—	—	151	496	90	355
Theology	1	—	12	31	—	—	—	—	45	84	43	101
Education	115	179	51	181	—	25	73	36	—	—	9	10
Other	139	75	—	—	—	—	—	—	58	2,017	53	3,915
Ontario (excluding duplicates)	792	643	919	519	177	53	104	42	73	313	107	216
Arts and Science	563	580	621	465	172	46	98	39	1	29	—	17
Agriculture	—	—	—	—	—	—	—	—	—	—	4	—
Music	—	—	15	8	—	—	—	—	64	274	20	180
Theology	12	7	27	5	—	—	—	—	2	2	—	—
Education	204	38	242	38	—	—	—	—	—	—	—	—
Other	13	18	14	3	5	7	6	3	6	8	83	19
Manitoba	302	276	171	108	88	17	1	—	90	259	242	1,137
Arts and Science	144	110	48	37	36	7	1	—	—	—	—	—
Agriculture	—	—	—	—	2	—	—	—	—	—	—	—
Music	—	—	—	—	—	—	—	—	90	259	242	1,137
Theology	—	—	—	—	—	—	—	—	—	—	—	—
Education	151	165	123	71	29	10	—	—	—	—	—	—
Other	7	1	—	—	21	—	—	—	—	—	—	—
Saskatchewan	87	48	83	18	—	—	—	—	—	—	41	85
Arts and Science	66	43	59	13	—	—	—	—	—	—	36	85
Agriculture	5	—	13	—	—	—	—	—	—	—	—	—
Music	—	—	—	—	—	—	—	—	—	—	—	—
Theology	10	1	2	—	—	—	—	—	—	—	5	—
Education	—	—	—	—	—	—	—	—	—	—	—	—
Other	6	4	9	5	—	—	—	—	—	—	—	—
Alberta	113	107	80	74	101	18	—	—	151	302	172	361
Arts and Science	15	12	20	13	37	8	—	—	—	—	—	—
Agriculture	2	—	3	—	5	—	—	—	—	—	—	—
Music	—	—	—	—	—	—	—	—	151	302	134	267
Theology	5	—	2	—	—	—	—	—	—	—	—	—
Education	52	85	45	61	34	10	—	—	—	—	—	—
Other	39	10	10	—	25	—	—	—	—	—	38	94
British Columbia	38	23	80	39	1	—	—	—	—	—	—	—
Arts and Science	28	22	69	38	—	—	—	—	—	—	—	—
Agriculture	3	—	2	—	—	—	—	—	—	—	—	—
Music	—	—	—	—	—	—	—	—	—	—	—	—
Theology	7	1	9	1	1	—	—	—	—	—	—	—
Education	—	—	—	—	—	—	—	—	—	—	—	—
Other	—	—	—	—	—	—	—	—	—	—	—	—
Total Canada (excluding duplicates)	1,840	1,626	1,572	1,199	530	137	200	89	758	3,921	1,064	6,684
Arts and Science	1,056	1,035	979	723	402	83	121	50	133	304	292	433
Agriculture	10	—	18	—	7	—	—	—	—	—	4	—
Music	—	1	15	71	—	—	—	—	513	1,502	537	2,112
Theology	35	9	56	37	1	—	—	—	47	86	48	101
Education	529	470	461	351	63	45	73	36	—	—	9	10
Other	210	111	43	17	57	9	6	3	65	2,029	174	4,028

TABLE 5. Students in Summer Schools, Short Courses and Other Extra-Mural Courses

Province and Course	Undergraduates				Post-graduates				Others			
	1952		1951		1952		1951		1952		1951	
	M.	W.	M.	W.	M.	W.	M.	W.	M.	W.	M.	W.
Newfoundland	160	247	153	196	—	—	—	—	—	—	—	—
Summer School	160	247	153	196	—	—	—	—	—	—	—	—
Nova Scotia	91	334	48	122	9	22	16	34	200	149	25	59
Summer School	65	225	39	120	9	22	16	34	26	29	2	24
Other Short Courses	—	—	—	—	—	—	—	—	123	77	1	12
Evening Classes	9	12	—	—	—	—	—	—	22	29	—	—
Correspondence	17	10	9	2	—	—	—	—	29	14	22	23
Other Extramural	—	87	—	—	—	—	—	—	—	—	—	—
New Brunswick	102	104	100	100	51	15	55	15	305	397	253	444
Summer School	76	64	77	63	35	6	42	9	158	342	107	398
Other Short Courses	—	—	—	—	—	—	—	—	—	—	—	—
Evening Classes	—	—	—	—	—	—	—	—	50	10	52	9
Correspondence	—	—	—	—	—	—	—	—	96	36	92	34
Other Extramural	26	40	23	37	16	9	13	6	1	9	2	3
Quebec	4,052	1,297	3,206	996	158	39	50	3	6,165	7,055	6,164	6,959
Summer School	966	725	876	505	151	39	50	3	740	890	977	1,300
Other Short Courses	28	—	45	50	—	—	—	—	363	573	378	476
Evening Classes	3,037	506	2,279	429	—	—	—	—	5,027	5,277	4,703	5,177
Correspondence	19	65	6	12	—	—	—	—	26	40	106	6
Other Extramural	—	1	—	—	7	—	—	—	9	275	—	—
Ontario (excluding duplicates)	5,971	3,551	5,583	3,155	330	153	203	515	7,471	3,287	7,308	3,112
Summer School	1,043	1,057	1,066	981	287	58	103	243	62	25	175	36
Other Short Courses	52	50	16	—	30	95	12	272	1,681	255	1,461	202
Evening Classes	1,669	1,413	1,536	1,291	—	—	—	—	3,468	2,770	3,331	2,575
Correspondence	1,040	996	1,050	945	—	—	—	—	2,005	126	2,045	130
Other Extramural	2,415	150	2,143	78	13	—	88	—	255	111	296	169
Manitoba	688	348	744	346	—	—	—	—	1,603	2,062	1,116	999
Summer School	368	319	387	305	—	—	—	—	102	71	52	53
Other Short Courses	—	—	—	—	—	—	—	—	263	18	—	7
Evening Classes	272	2	304	—	—	—	—	—	1,028	936	206	250
Correspondence	48	27	53	41	—	—	—	—	—	—	—	—
Other Extramural	—	—	—	—	—	—	—	—	210	1,037	858	689
Saskatchewan	1,376	2,097	1,277	1,965	—	—	—	—	18	38	106	8
Summer School	706	981	744	1,044	—	—	—	—	—	—	—	—
Other Short Courses	—	—	—	—	—	—	—	—	16	38	104	8
Evening Classes	244	494	139	332	—	—	—	—	—	—	—	—
Correspondence	382	619	394	589	—	—	—	—	—	—	2	—
Other Extramural	44	3	—	—	—	—	—	—	—	—	—	—
Alberta	734	1,069	800	953	—	—	—	—	212	509	93	177
Summer School	734	1,069	768	948	—	—	—	—	122	409	5	95
Other Short Courses	—	—	31	5	—	—	—	—	17	—	—	—
Evening Classes	—	—	—	—	—	—	—	—	73	100	86	82
Correspondence	—	—	1	—	—	—	—	—	—	—	—	—
Other Extramural	—	—	—	—	—	—	—	—	—	—	—	—
British Columbia	762	462	798	462	146	39	117	65	333	477	236	242
Summer School	477	296	508	286	146	39	117	65	—	—	—	—
Other Short Courses	—	—	—	—	—	—	—	—	24	—	—	—
Evening Classes	82	50	43	50	—	—	—	—	309	477	236	242
Correspondence	223	116	245	126	—	—	—	—	—	—	—	—
Other Extramural	—	—	2	—	—	—	—	—	—	—	—	—
Total Canada (excluding duplicates)	13,956	9,509	12,709	8,235	694	268	441	632	16,307	13,974	15,301	12,000
Summer School	4,597	4,983	4,618	4,448	628	164	328	354	1,210	1,766	1,318	1,906
Other Short Courses	80	50	92	55	30	95	12	272	2,489	961	1,944	705
Evening Classes	5,313	2,477	4,301	2,102	—	—	—	—	9,977	9,599	8,616	8,335
Correspondence	1,729	1,833	1,758	1,715	—	—	—	—	2,156	216	2,267	193
Other Extramural	2,465	281	2,168	115	36	9	101	6	475	1,432	1,156	861

TABLE 6. Summary of All Students Reported, Classified by Grade of Work

Province		A. Students of University Grade		B. Pre- matriculation students		C. All students not in A. or B.		Total enrolment (excluding duplicates)		
		Men	Women	Men	Women	Men	Women	Men	Women	Total
Newfoundland	1952	455	370	—	—	—	—	455	370	825
	1951	428	321	—	—	—	—	428	321	749
Prince Edward Island	1952	203	60	251	166	17	107	471	333	804
	1951	213	62	236	210	6	50	455	322	777
Nova Scotia	1952	2,945	1,319	349	162	215	137	3,509	1,618	5,127
	1951	3,283	1,016	265	169	133	38	3,681	1,221	4,902
New Brunswick	1952	1,712	569	1,235	672	287	304	3,234	1,545	4,779
	1951	1,804	567	1,104	738	306	305	3,214	1,610	4,824
Quebec	1952	21,776	5,420	12,141	7,041	5,502	11,528	39,419	23,989	63,408
	1951	20,862	5,056	11,917	7,489	5,884	12,226	38,463	24,771	63,234
Ontario	1952	23,681	9,165	3,759	490	7,640	3,313	35,080	12,968	48,048
	1951	24,806	9,372	3,451	302	7,569	3,241	35,826	12,915	48,741
Manitoba	1952	2,078	1,728	733	158	1,664	2,250	6,375	4,134	10,509
	1951	4,296	1,658	853	997	1,364	1,277	6,513	3,932	10,445
Saskatchewan	1952	3,406	2,835	790	165	122	38	4,318	2,838	7,156
	1951	3,509	2,577	701	148	285	93	4,495	2,818	7,313
Alberta	1952	3,070	2,087	414	430	299	989	3,783	3,506	7,289
	1951	3,352	1,940	378	401	345	750	4,075	3,091	7,166
British Columbia	1952	5,506	1,976	—	—	341	478	5,847	2,454	8,301
	1951	6,245	2,138	—	—	250	244	6,495	2,382	8,877
Canada	1952	66,732	25,327	19,672	9,284	16,087	19,144	102,491	53,755	156,246
	1951	68,798	24,707	18,905	10,454	15,942	18,222	103,645	53,383	157,028

TABLE 7. Summary of All Students Reported, Classified as Full-Time, Part-Time, Short Courses, etc.

Province		Full-time students		Part-time students of the regular session		Short course, evening, extra mural, and extension students		Total enrolment (excluding duplicates)		
		Men	Women	Men	Women	Men	Women	Men	Women	Total
Newfoundland	1952	265	114	30	9	160	247	455	370	825
	1951	261	119	14	6	153	196	428	321	749
Prince Edward Island	1952	470	328	1	5	—	—	471	333	804
	1951	453	319	2	3	—	—	455	322	777
Nova Scotia	1952	3,098	866	111	247	300	505	3,509	1,618	5,127
	1951	3,522	854	70	152	89	215	3,681	1,221	4,902
New Brunswick	1952	2,684	860	92	169	458	518	3,234	1,545	4,779
	1951	2,709	893	97	158	408	559	3,214	1,610	4,824
Quebec	1952	28,163	12,403	881	3,195	10,375	8,391	39,419	23,989	63,408
	1951	28,390	11,759	853	5,054	9,420	7,958	38,463	24,771	63,234
Ontario	1952	20,266	4,968	1,042	1,009	13,772	6,991	35,060	12,968	48,048
	1951	21,602	5,356	1,130	777	13,094	6,782	35,826	12,915	48,741
Manitoba	1952	3,604	1,172	480	552	2,291	2,410	6,375	4,134	10,509
	1951	4,239	1,342	414	1,245	1,860	1,345	6,513	3,932	10,445
Saskatchewan	1952	2,837	655	87	48	1,394	2,135	4,318	2,838	7,156
	1951	2,988	742	124	103	1,383	1,973	4,495	2,818	7,313
Alberta	1952	2,472	1,501	365	427	946	1,578	3,783	3,506	7,289
	1951	2,930	1,526	252	435	893	1,130	4,075	3,091	7,166
British Columbia	1952	4,547	1,453	39	23	1,261	978	5,847	2,454	8,301
	1951	5,264	1,574	80	39	1,151	769	6,495	2,382	8,877
Canada	1952	68,406	24,320	3,128	5,684	30,957	23,751	102,491	53,755	156,246
	1951	72,358	24,484	2,836	7,972	28,451	20,927	103,645	53,383	157,028

TABLE 8. Summary of Degrees and Diplomas Granted

University		Diplomas and Certificates		Bachelor ³		Master and Licence ⁴		Doctor (In Course)		Doctor (Honorary)		Total	
		M.	F.	M.	F.	M.	F.	M.	F.	M.	F.	M.	F.
Dalhousie-Kings ¹	1952	56	26	205	76	20	4	—	—	4	—	285	106
	1951	65	33	248	53	22	2	—	—	5	1	340	89
Acadia	1952	10	12	90	44	8	1	—	—	5	—	113	57
	1951	23	22	140	61	23	9	—	—	7	—	193	92
Saint-Francis-Xavier	1952	54	1	137	31	1	1	—	—	5	—	197	33
	1951	70	6	131	23	2	3	—	—	6	—	209	32
New Brunswick	1952	—	—	181	32	17	—	—	—	5	1	203	33
	1951	—	—	100	28	19	—	—	—	4	1	123	29
Mount Allison	1952	25	24	53	35	3	2	—	—	6	—	87	61
	1951	38	14	68	43	3	2	—	—	4	—	113	59
Bishops	1952	3	—	33	15	3	1	—	—	4	1	43	17
	1951	—	—	28	14	—	—	—	—	5	—	34	14
McGill	1952	23	72	900	372	128	29	52	6	11	—	1,114	479
	1951	44	75	1,145	346	152	37	61	4	8	1	1,410	463
Laval	1952	101	121	576	95	146	32	12	3	35	3	870	254
	1951	119	31	934	140	150	22	21	2	9	—	1,233	195
Montreal	1952	83	114	1,225	190	313	69	12	—	7	—	1,640	373
	1951	203	142	1,145	170	302	41	14	—	22	1	1,686	354
Toronto	1952	92	181	1,915	698	285	57	86	7	15	2	2,393	945
	1951	101	116	2,526	740	246	51	70	3	6	—	2,949	910
Victoria ²	1952	32	2	35	2	4	—	1	—	5	—	77	4
	1951	25	5	34	4	—	1	3	—	4	—	66	10
Trinity ²	1952	19	—	4	—	—	—	—	—	8	1	31	1
	1951	—	2	18	—	11	—	—	—	4	—	33	2
Western Ontario	1952	26	61	496	158	56	4	13	—	11	—	602	223
	1951	46	60	546	218	46	4	6	1	7	2	651	285
Queen's	1952	18	4	373	113	42	3	1	—	20	—	454	120
	1951	19	4	508	116	36	4	—	—	22	2	585	126
Ottawa	1952	16	47	359	73	48	3	18	5	4	—	445	128
	1951	11	10	364	66	75	5	11	1	5	—	466	82
McMaster	1952	3	4	148	78	14	2	—	—	6	—	171	84
	1951	1	9	188	77	17	—	2	—	12	—	220	86
Manitoba	1952	51	36	675	275	51	8	3	—	4	1	784	320
	1951	96	62	762	266	37	5	—	—	9	—	904	333
Saskatchewan	1952	121	52	483	139	48	4	1	—	4	—	657	195
	1951	196	79	565	155	59	4	—	—	4	1	824	239
Alberta	1952	195	414	600	183	55	6	—	—	5	—	855	603
	1951	221	314	748	207	66	5	—	—	3	1	1,038	527
British Columbia	1952	91	62	954	294	83	14	5	—	17	1	1,150	371
	1951	139	55	1,249	328	112	28	2	—	5	1	1,507	412
Other Institutions	1952	724	329	816	127	28	8	9	—	31	—	1,608	464
	1951	850	347	1,007	145	26	4	1	—	24	—	1,908	496
Canada	1952	1,743	1,562	10,258	3,030	1,353	248	213	21	212	10	13,779	4,871
	1951	2,267	1,386	12,454	3,200	1,405	227	191	11	175	11	16,492	4,835

1. All degrees except those in theology granted by Dalhousie.

2. All degrees except those in theology entered under Toronto.

3. Medical, dental and veterinary doctors included in "bachelor" column.

4. The licence in the French language universities is the next degree in advance of bachelor, as the Master's degree is in the English.

TABLE 9. University Grade Students of the Regular Session Attending Outside Their Province of Residence

No.		Number of students					
		From New-found-land	From P.E.I.	From N.S.	From N.B.	From Que.	From Ont.
1	In Newfoundland	—	—	—	—	—	—
2	1951	—	—	—	—	—	—
3	Prince Edward Island	—	—	2	4	34	—
4	1951	—	—	1	6	20	—
5	Nova Scotia	201	132	—	494	160	77
6	1951	211	143	—	599	186	72
7	New Brunswick	48	45	253	—	255	109
8	1951	60	56	220	—	236	103
9	Quebec	25	42	146	185	—	838
10	1951	47	48	139	213	—	868
11	Ontario	45	49	168	130	889	—
12	1951	59	61	213	140	1,011	—
13	Manitoba	1	1	2	2	21	102
14	1951	—	2	3	1	22	106
15	Saskatchewan	1	—	4	2	4	31
16	1951	1	—	3	3	6	29
17	Alberta	1	1	5	—	6	17
18	1951	2	1	4	1	3	14
19	British Columbia	1	—	7	8	24	175
20	1951	2	3	11	8	30	164
21	Canada	323	270	587	825	1,383	1,349
22	1951	382	314	594	971	1,514	1,356

Note. — Some of the institutions providing information for this table reported more than their students of university grade in the full time session.

TABLE 10. Teaching Staffs

No.		Arts, Letters and Pure Science			
		Full time		Part time	
		M.	F.	M.	F.
1	Newfoundland	15	5	—	—
2	1951	13	4	—	—
3	Prince Edward Island	21	3	3	1
4	1951	21	3	4	1
5	Nova Scotia	149	22	48	16
6	1951	143	26	42	25
7	New Brunswick	144	12	22	3
8	1951	126	6	13	1
9	Quebec	934	149	346	79
10	1951	1,038	142	414	87
11	Ontario	896	108	516	122
12	1951	876	108	469	106
13	Manitoba	188	51	—	11
14	1951	156	10	11	4
15	Saskatchewan	104	14	15	—
16	1951	90	6	22	—
17	Alberta	99	10	135	28
18	1951	109	10	11	11
19	British Columbia	181	36	9	—
20	1951	191	48	17	20
21	Canada	2,731	410	1,094	260
22	1951	2,763	363	1,003	257

TABLE 9. University Grade Students of the Regular Session Attending Outside Their Province of Residence

Number of students									Total non-residents in each province	Number specified by province	Students of full time University grade	No.
From Man.	From Sask.	From Alta.	From B.C.	From Yukon and N.W.T.	From U.S.A.	From U.K.	From British West Indies	From Other Countries				
—	—	—	—	—	—	—	—	—	—	379	379	1
—	—	—	—	—	—	—	—	—	—	380	380	2
—	—	—	1	—	4	—	—	1	46	258	258	3
—	—	—	—	—	4	—	—	1	32	270	270	4
2	12	5	3	—	158	3	26	29	1,302	3,568	3,590	5
7	9	5	3	—	180	4	21	32	1,472	3,975	3,985	6
7	2	2	3	—	28	7	28	9	796	1,895	1,954	7
8	6	1	4	—	40	7	15	16	772	2,049	2,052	8
54	86	55	126	1	549	61	129	561	2,858	19,588	20,716	9
79	108	68	154	1	583	92	141	493	3,034	20,662	21,155	10
196	312	198	281	2	692	28	34	378	3,402	20,790	21,176	11
257	385	277	387	—	864	22	32	387	4,095	22,362	23,061	12
—	260	82	45	—	24	7	22	39	608	3,927	3,985	13
—	275	100	49	—	28	5	23	22	636	4,584	4,584	14
24	—	80	28	1	9	10	3	14	211	2,385	2,433	15
47	—	92	36	2	8	12	3	14	256	2,743	2,743	16
20	160	—	62	11	5	1	2	14	305	2,912	3,015	17
17	146	—	70	8	2	—	1	8	277	3,285	3,254	18
72	128	247	—	12	46	15	15	61	811	5,955	5,991	19
94	183	313	—	12	49	22	16	41	928	6,822	6,822	20
375	960	669	549	27	1,515	132	259	1,106	10,339	61,657	63,499	21
509	1,092	856	703	23	1,758	164	252	1,014	11,502	67,132	68,306	22

Note.—Some of the institutions providing information for this table reported more than their students of university grade in the full time session.

TABLE 10. Teaching Staffs

Professional Faculties				Pre-matriculation				Total teaching staff (excluding duplicates)				No.
Full time		Part time		Full time		Part time		Full time		Part time		
M.	F.	M.	F.	M.	F.	M.	F.	M.	F.	M.	F.	
5	4	—	—	—	2	2	1	18	11	2	1	1
6	3	—	—	—	1	—	2	19	8	—	2	2
—	—	—	—	23	12	3	—	35	12	5	1	3
—	—	—	—	23	12	3	—	35	12	6	1	4
138	31	189	24	19	3	—	—	259	53	226	39	5
78	20	209	22	25	4	2	—	245	46	213	41	6
64	19	3	7	75	—	13	—	236	31	38	10	7
56	13	4	8	60	1	14	—	227	20	31	9	8
1,001	373	1,922	208	713	444	108	5	2,573	931	2,169	241	9
811	197	1,355	73	629	448	39	10	2,475	787	1,728	169	10
807	54	654	95	181	2	22	3	1,839	164	1,168	215	11
764	56	645	83	197	13	39	2	1,790	177	1,117	190	12
109	12	201	11	36	3	—	—	333	66	201	22	13
94	30	212	12	41	2	1	—	277	41	224	16	14
89	6	20	3	55	6	16	1	238	26	42	4	15
93	10	20	1	39	6	20	3	222	22	53	4	16
142	12	197	115	33	9	21	17	257	30	348	156	17
127	13	146	14	31	7	7	6	251	29	160	27	18
187	13	49	22	—	—	—	—	330	48	58	22	19
177	9	21	1	—	—	—	—	338	57	38	21	20
2,542	524	3,235	485	1,135	481	185	27	6,118	1,372	4,257	711	21
2,206	351	2,612	214	1,045	494	125	23	5,879	1,199	3,570	480	22

TABLE 11. Salary Classification of Full-Time Teaching Staff in Canadian Universities, 1952¹

Salary Range	Deans			Professors			Associate Professors		
	Western Provinces	Central Canada	Maritime Provinces	Western Provinces	Central Canada	Maritime Provinces	Western Provinces	Central Canada	Maritime Provinces
\$									
7,500 and more	16	22	2	15	73	1	—	2	—
7,000—7,499	8	4	—	21	57	—	—	2	—
6,500—6,999	9	1	3	48	67	1	2	3	—
6,000—6,499	3	3	1	84	94	9	23	24	—
5,500—5,999	—	1	4	52	32	9	44	86	—
5,000—5,499	—	—	—	10	30	11	58	73	1
4,500—4,999	—	1	2	1	10	16	63	59	3
4,000—4,499	1	1	1	1	2	18	4	15	11
3,500—3,999	—	—	4	—	—	19	2	7	10
3,000—3,499	—	—	2	—	—	6	—	—	10
2,500—2,999	—	—	—	—	1	1	—	—	5
2,000—2,499	—	1	—	—	—	—	—	—	1
Under 2,000	—	—	2	—	—	18	—	—	9
Total	37	34	21	232	366	109	196	271	50
	Assistant Professors			Instructors and Lecturers			Total		
	Western Provinces	Central Canada	Maritime Provinces	Western Provinces	Central Canada	Maritime Provinces	Western Provinces	Central Canada	Maritime Provinces
7,500 and more	—	—	—	—	—	—	31	97	3
7,000—7,499	—	—	—	—	—	—	29	63	—
6,500—6,999	—	—	—	—	—	—	59	71	4
6,000—6,499	—	—	—	—	—	—	110	121	10
5,500—5,999	3	—	—	—	—	—	99	119	13
5,000—5,499	38	29	1	2	2	—	108	134	13
4,500—4,999	89	87	1	9	3	—	162	160	22
4,000—4,499	104	86	5	39	32	—	149	136	35
3,500—3,999	32	43	16	53	88	1	87	138	50
3,000—3,499	4	16	24	67	103	4	71	119	46
2,500—2,999	—	1	7	16	49	15	16	51	28
2,000—2,499	—	1	3	7	22	22	7	24	26
Under 2,000	—	—	—	—	25	19	—	25	48
Total	270	263	57	193	324	61	928	1,258	298

1. Institutions included:

Western Provinces: Manitoba, Saskatchewan, Alberta and British Columbia.

Central Canada: Bishop's, McGill, Queen's, Toronto, Victoria, Trinity, McMaster, and Western Ontario.

Maritime Provinces: Acadia, Dalhousie, St. Francis Xavier, Mount Allison, and New Brunswick.

TABLE 12. University and College Libraries, 1951

Name and Address	Librarian	Volumes ¹	Pamphlets where Recorded	Loans Charged	Persons Charged with Loans	Seats in Library
Newfoundland:						
Memorial University, St. John's.....	Sadie L. Organ.....	21,000	2,000	..	480	160
Prince Edward Island:						
Prince of Wales College, Charlottetown.....	Mary Donahoe.....	5,279	—	3,595	635	68
St. Dunstan's University, Charlottetown.....	Rev. A.F. MacDonald.....	12,043	—	..	355	40
Nova Scotia:						
Mount St. Bernard College, Antigonish.....	Sr. St. Mary of Calvary.....	4,119	685	50
Saint Francis Xavier University, Antigonish.....	Sr. Regina Clare.....	45,300	600	..	820	150
Collège Sainte-Anne, Chatham Point.....	R.P. Blaise Corriveau.....	10,280	—
Dalhousie University, Halifax.....	Dorothy MacKay.....	79,804	20,000	33,026	1,165	196
Dental Library.....	Charlotte S. Allan.....	2,696	100	7,000	56	90
Medical Library.....		18,674	4,000		379	
Law Library.....	Mrs. K.K. Chisholm.....	30,000	—	..	150	..
Holy Heart Seminary, Halifax.....	Rev. P.B. McCluskey.....	10,150	—	40
Maritime College of Pharmacy, Halifax.....	Beatrix N. Stimpson.....	333	—	..	50	—
Mount Saint Vincent College, Halifax.....	Sr. Francis de Sales.....	33,099	1,600	90
Nova Scotia Technical College, Halifax.....	Donald A. Redmond.....	7,400	397	10
Pine Hill Divinity Hall, Halifax.....	Rev. James W. Falconer.....	30,155	250	..	91	30
Saint Mary's University, Halifax.....	Rev. W.A. Stewart.....	9,581	205	..	207	36
University of King's College, Halifax.....	Dr. Burns Martin.....	32,500	900	4,331	..	67
Xavier Junior College, Sydney.....	Yves G. Brunelle.....	2,000	100	..	210	40
Nova Scotia Agricultural College, Truro.....	R.H. Stevenson.....	11,610	150	12
Acadia University, Wolfville.....	Harry W. Ganong.....	95,000	..	20,652	..	150
New Brunswick:						
Université du Sacré-Coeur, Bathurst.....	R.P. Joseph LeGresley.....	9,525	800	2,000	350	3
University of New Brunswick, Fredericton.....	Mrs. M.J. Thompson.....	51,300	..	19,454	794	92
St. Thomas College, Chatham.....	Rev. T.J. McKendry.....	5,800	..	710	120	16
Mount Allison University, Sackville.....	Olga B. Bishop.....	66,927	1	22,850	735	126
Université Saint-Joseph, Saint-Joseph.....	Fr. Omer Cormier.....	26,770	..	5,727	550	30
Collège Saint-Louis, Edmundston.....	—
Quebec:						
Studentat Mont-Saint-Joseph, Aylmer.....	R.P. P.-E. Vadeboncoeur.....	19,505	2,400	15,300	88	10
Ecole Apostolique du Sacré-Coeur, Beauport.....	R.P. Albert Lefebvre.....	6,010	—
Monastère P.P. Bénédictins, St-Benoît-du-lac, Bolton Centre.....	R.P. Dom. M. Chamberlain.....	32,160	1,600	..	70	..
Juniorat de Marie-Immaculée, Chambly Bassin.....	R.P. Romeo Arbour.....	9,268	225	4,000	240	2
Séminaire de Chicoutimi, Chicoutimi.....	R.P. Thomas-Louis Doré.....	23,040	1,500	13,000	750	6
Séminaire de Gaspé, Gaspé.....	M. l'abbé Antonio Villeneuve.....	8,015	400	4,000	230	..
Séminaire des Pères Eudistes, Gros Pin.....	Raymond Melanson.....	10,012	2,000	..	8	..
Séminaire de Joliette, Joliette.....	R.P. Médard Larocque.....	44,170	5,000	14,500	750	130
Collège de l'Assomption, l'Assomption.....	abbé Henri Langlois.....	21,394	420	—
Institut Agricole d'Oka, La Trappe.....	Fr. M. Hilaire.....	28,594	..	2,100	154	32
Bishop's University, Lennoxville.....	Arnold D. Banfield.....	24,492	600	8,590	283	58
Collège de Lévis, Lévis.....	R.P. Lucien Cloutier.....	45,030	4,000	3,500	750	10
Collège Saint-Alexandre, Limbour (via Hull).....	R.P. Lucien Bélec.....	12,040	100	—
Macdonald College, Macdonald College P.O.	—	—	—	—	—	—
Séminaire Saint Joseph, Mont-Laurier.....	R.P. André Cadieux.....	10,000	30
Collège André-Grasset, Montreal.....	R.P. J. Gérard Aumont.....	10,542	300	3,200	400	—
Collège Jean-de-Brébeuf, Montreal.....	R.P. J.-R. Tremblay.....	32,050	—	15,000	650	—
Collège de Montréal, Montreal.....	Antonio Dansereau, p.s.s.....	30,016	—	..	20	—
Collège Marguerite Bourgeoys, Montreal.....	Sr. Ste-Sophronie.....	28,346	943	10,390	393	65
Collège de Saint-Ignace, Montreal.....	R.P. Joseph-O. Bégin.....	16,050	..	6,000	200	10
Collège Sainte-Marie, Montreal.....	R.P. J.-B. Lalime.....	50,065	2,000	—
Studium Saint-Bonaventure, Montreal.....	R.P. Conrad Morin.....	15,662	200	350	20	10

1. Includes periodicals.

TABLE 12. University and College Libraries, 1951 — Continued

Name and Address	Librarian	Volumes ¹	Pamphlets where Recorded	Loans Charged	Persons Charged with Loans	Seats in Library
Quebec — Concluded.						
Divinity Hall, Montreal
École des Hautes Études Commerciales, Montreal	Paul Houde	56,484	10,887	81,825	..	85
École Polytechnique, Montreal	Joseph R. Leduc	47,620	13,000	12,000	840	100
Externat Classique Sainte-Croix, Montreal	R.P. C. Gabriel Allard	8,044	300	12,000	450	4
Institut Nazareth, Montreal	Sr. Germaine Ménard	19,978	—	6,000	230	10
Loyola College, Montreal	—	21,445	—	80
McGill University, Montreal	Richard Pennington	648,261	45,880	190,216	7,445	835
Medical Library	Edith Gordon	73,800	2,050	24,341	..	8
Faculty of Divinity Library	Mrs. T.G. Keir	34,246	1,555	4,412	83	58
Monastère des Franciscains, Montreal	R.P. Oslas Vandandaigue	26,465	100	1,530	60	13
Montreal Diocesan Theological College, Montreal
Montreal Presbyterian Theological College, Montreal	Bessie F. Fraser	16,065	425	619	60	20
McGill School of Social Work, Montreal	J.L. Gogo
Scolasticat de l'Immaculée-Conception, Montreal	R.P. Gérard Houle	104,437	3,000	5,000	200	120
Scolasticat du Très-Saint-Sacrement, Montreal	R.P. A. Belanger	70,200	—
Séminaire de Philosophie, Montreal	Emile Fréchette	20,060	300
Sir George Williams College, Montreal	Margaret Broadhurst	22,972	200	36,309	2,400	152
United Theological College, Montreal	R.B. Y. Scott	12,522	—
Université de Montréal, Montreal	Raymond Tanghe	150,950	6,000	35,000	1,800	172
Faculté de Droit	Pierre Carignan	6,042	100	80
Faculté des Sciences (Institut Botanique)	Carmen Rinfret	21,111	40,000	36
Faculté de Théologie (Grand Séminaire de Montréal)	Marie-Georges Bulteau, p.s.s.	38,120	4,500	12,000	375	22
Institut d'Études Médiévales	R.P. Raymond M. Giguere	10,100	1,000	10
Séminaire de Nicolet, Nicolet	Mgr. Robert Charland	51,058	10,100	..	400	4
Séminaire Montfortain, Papineauville	R.P. Bernard Dupuy	7,545	2,500	610	105	11
Monastère des Pères Capucins, Pointe-aux-Trembles	R.P. Alfred	32,694	—	10
Séminaire des Missions-Etrangères, Pont-Viau	R.P. Jacques Desparts	16,050	—	800	80	5
Académie de Québec, Québec	Fr. Maglorie	26,396	..	10,000	570	12
Collège Jésus-Marie de Sillery, Quebec	Mère Marie des Anges	24,087	400	18,700	224	40
Collège des Jésuites, Québec	R.P. Antonio Lepage	29,600	15,200	12,000	500	—
Couvent des Capucins, Québec	R.P. Marcel	15,042	1,000	—
Séminaire Franciscain, Québec	R.P. Patrice Robert	86,508	1,179	3,750	279	30
Université Laval, Québec (comprend les facultés de l'université (10))	abbé Joseph-Marie Blanchet	375,590	..	18,116	10,000	285
Collège Bourget, Rigaud	J.-T.-Donat Fortier	50,488	3,115	..	650	10
Grand Séminaire, Rimouski	R.P. Lionel Hudon	6,049	200	900	75	20
Petit Séminaire, Rimouski	Chanoine Alphonse Fortin	30,548	3,000	4,000	140	25
Séminaire Saint-Alphonse, Sainte-Anne-de-Beaupré	R.P. Adrien Grenier	42,040	2,206	7,200	156	—
Collège de Sainte-Anne, Sainte-Anne-de-la-Pocatière	abbé Armand Dubé	64,846	3,000	5,000	650	—
École Supérieure d'Agriculture, Sainte-Anne-de-la-Pocatière	abbé Joseph Caron	10,176	34,000	3,000	150	25
Séminaire de Saint-Hyacinthe, Sainte-Hyacinthe	R.P. Rosario Vadnais	124,235	10,000	32,880	690	100
École de Médecine Vétérinaire de la Province de Québec, Saint- Hyacinthe	Jean-Rodolphe Borduas	2,424	—	1,128	120	32
Collège de Saint-Laurent, Ville Saint-Laurent	R.P. Jean Tétrault	50,135	5,000	4,000	200	20
Séminaire Ste-Croix, Ville Saint-Laurent	R.P. Jean Millette	3,825	500	1,558	125	..
Institut Chanoine-Beaudet, Saint-Pascal	S.S.-Mechtilde-du-S.S.	4,221	—	1,300	320	..
Séminaire de Ste-Thérèse, Sainte-Thérèse	R.P. Ls.-Ph. Boulanger	39,306	800	475	40	6
Séminaire du Sacré-Coeur, St-Victor (Beauce Co.)	R.P. J.-N. Gagné	13,237	2,876	2,950	211	—
Collège du Sacré-Coeur, Sherbrooke	Sr. St. Célestin	7,235	..	4,000	120	—
Maison Saint-Joseph, Sault-au-Récollet (Montreal)	R.P. Victor Coulombe	44,084	1,000	—
Monastère des Rédemptoristes, Sherbrooke	R.P. Th.-E. Roy	14,500	150	22,360	32	12
Séminaire Saint-Charles-Borromée, Sherbrooke	R.P. J-Hermine Dubuc	35,075	4,200	1,872	285	6
Séminaire des Pères Maristes, Sillery	R.P. Narcisse Mayrand	9,330	300	—
Collège Missionnaire Franciscain, Sorel	R.P. Anastase Mailloux	10,056	—
Séminaire du Très-Saint-Sacrement, Terrebonne	R.P. Jacques Thibodeau	12,055	2,000	..	110	—
Collège Séraphique, Trois-Rivières	R.P. Ligouri Gosselin	20,055	750	2,000	150	135
Séminaire Saint-Joseph, Trois-Rivières	R.P. J.-G. Turcotte	20,200	4,000	—
Séminaire Saint-Thomas, Valleyfield	abbé Marcel Dandurand	10,065	500	2,000	350	40
Noviciat Notre Dame, Ville Richelieu	R.P. Jean Pétrin	15,120	—	..	150	10
Noviciat du Sacré-Coeur, Waterloo	R.P. Roland Chabot	1,518	—	—

TABLE 12. University and College Libraries, 1951 - Continued

Name and Address	Librarian	Volumes ¹	Pamphlets where Recorded	Loans Charged	Persons Charged with Loans	Seats in Library
Ontario:						
Scolasticat de la Cle de Marie, Eastview	R.P. Alexandre Lehleu	13,532	1,000	—
Scolasticat des Pères Blancs, Eastview	R.P. Dufresne	4,260	—	375	90	—
Ontario Agricultural College, Guelph	Miss F.G. Partridge	51,900	35,000	10,211	1,600	125
Ontario Veterinary College, Guelph	Patricia Moore	2,719	355	10
McMaster University, Hamilton	Miss M.H.C. Melkham	74,305	1	47,303	..	481
National Defence College and Canadian Army Staff College, Kingston	Mary O'Connor	16,911	5,000	11,920	131	35
Queen's University, Kingston	H. Pearson Grundy	258,110	..	92,762	2,500	210
Regiopolis College, Kingston	Rev. E. Granville	12,000	218	28
Royal Military College, Kingston	J.W. Spurr	35,000	..	9,104	871	40
St. Jerome's College, Kitchener	Rev. A.J. Lehman	12,085	500	..	575	25
Huron College, London	Dorothy Pascoe	10,500	100	16
St. Peter's Seminary, London	Rev. A. Durand	11,206	5,000	..	143	50
University of Western Ontario, London	Dr. James J. Talman	195,779	1	85,637	..	444
Ursuline College, Brescia Hall, London	Rev. Mother M. Basil	10,000	24
Mount Carmel College, Niagara Falls	Rudolph Flanik	17,035	—	..	193	30
Carleton College, Ottawa	Hilda Gifford	18,500	—	24,352	790	200
Collège Dominicain, Ottawa	Rev. Vincent Shooner	26,441	—	10
Grand Séminaire d'Ottawa, Ottawa	abbé Jean Fairfield	7,520	—	650	65	20
Petit Séminaire d'Ottawa, Ottawa	abbé Orila Saint-Jean	3,025	—
St. Patrick's College, Ottawa	Rev. P.F. Spratt	24,087	4,800	..	690	40
Université d'Ottawa, Ottawa	R.P. Auguste-M. Morisset	168,880	2,500	132,550	5,418	244
Séminaire Universitaire, Ottawa	R.P. Jean-Léon Allie	50,250	—	1,000	300	50
Holy Rosary Scholasticat, R.R. 1, Ottawa	R.P. A. MacInnis	8,269	1,500	..	70	15
Scolasticat Saint-Joseph, Ottawa-Est	R.P. Marcel Patry	48,117	550	40
Scolasticat des R.R. P.P. Servites de Marie, Ottawa	R.P. Stanislas Carrière	4,010	—
Scolasticat des Pères Capucins, Ottawa	R.P. Adrien	17,599	—	—
Juniorat du Sacré-Coeur, Ottawa	R.P. Félix Massie (supérieur)
Alma College, St. Thomas	Mrs. L.H. Doering	3,020	—	20
Collège du Sacré-Coeur, Sudbury	R.P. V. Guèvremont	19,025	300	300	300	—
Knox College, Toronto	Neil G. Smith	42,060	330	40
Ontario College of Education, Toronto	Dorothy A. Thompson	23,123	..	17,788	1,040	155
Dept. of Educational Research, Toronto	Elizabeth Kerr	3,029	3,000
Ontario College of Pharmacy, Toronto	Miss H.M. Walton	4,975	275	2,581	395	32
Osgoode Hall Law School, Toronto	Marion Cohan	8,691	—	15,507	551	72
St. Augustine's Seminary, Toronto	Rev. J.V. Keating	22,828	1,000	..	224	..
St. Basil's Seminary, Toronto	Rev. R.J. Scollard	13,150	—	..	189	44
St. Michael's College, Toronto	Rev. R.J. Scollard	24,500	—	..	830	50
Pontifical Institute of Mediaeval Studies, Toronto	Rev. J.F. Stapleton	29,500	1,500	..	167	45
Trinity College, Toronto	S.M. Adams	45,737	—	19,914	783	80
United Church Training School, Toronto	—	935	200	..	33	20
University of Toronto, Toronto	W. Stewart Wallace	531,096	160,130	311,187	14,548	500
Faculty of Dentistry	Dr. J.H. Johnson	8,000	35
Connaught Medical Research Laboratories, Toronto	Ruth M. Briggs	8,420	16,500	4,050	..	28
Victoria University, Toronto	Margaret V. Ray	110,500	4,100	111,750	1,440	175
Wycliffe College, Toronto	Rev. Thomas A.M. Barnett	19,053	—	..	86	40
Waterloo College and Evangelical Lutheran Seminary, Waterloo	Mrs. Dorothy E. Lewis	11,638	200	3,721	273	16
Assumption College, Windsor	Rev. Frank Flood	13,169	150	..	642	80
St. Alphonsus Seminary, Woodstock	Rev. D'Arcy L. Egan	21,000	—	..	41	10
Manitoba:						
Brandon College, Brandon	Miss G.G. Ralston	8,020	200	30
Collège de St-Boniface, St-Boniface	R.P. Joseph Sabourin	21,080	—	10,000	250	30
Grand Séminaire, St-Boniface	R. Nadeau, écol.	1,951	—	214	32	5
Manitoba Law School, Winnipeg	A.J. Christie	25,383	235	..	275	40
St. John's College, Winnipeg	Miss V.P. Archibald	7,272	48	..
United College, Winnipeg	E. Margaret Graham	60,000	764	325
University of Manitoba, Fort Garry	Elizabeth Dafoe	215,000	..	125,945	3,280	500
Medical Library, Winnipeg	Ruth D. Monk	18,224	..	27,206	744	60

TABLE 12. University and College Libraries, 1951 - Concluded

Name and Address	Librarian	Volumes ¹	Pamphlets where Recorded	Loans Charged	Persons Charged with Loans	Seats in Library
Saskatchewan:						
Collège Mathieu, Gravelbourg	—	5,200
St. Peter's College, Muenster	Rev. Philip Loehr	12,500	500	..	124	6
Campion College, Regina	Rev. S. Hychenuk	12,015	200	..	25	—
Students' Library	Rev. M. Estok	2,010	20	..	305	30
Luther College, Regina	Mrs. F.J. Wagner	4,712	110	45
Regina College, Regina	Emma H. Bell	16,473	800	20,243	568	75
Sacred Heart Academy, Regina	Sister Mary St. Francis	2,122	178	4
St. Chad's College, Regina	—	1,662	22	—
Emmanuel College, Saskatoon	Rev. J.D.F. Beattie	8,520	100	..	106	10
Lutheran College and Seminary, Saskatoon	Dr. C. Kleiner	9,972	1,300	10
St. Andrew's College, Saskatoon	Dr. R.D. Tannahill	8,010	64	12
University of Saskatchewan, Saskatoon	D.C. Appelt	122,323	..	64,890	..	300
Alberta:						
Mount Royal College, Calgary	—	3,908	—	..	335	..
Canadian Union College, College Heights	Mrs. Emma Coffin	8,100	350	64
Concordia College, Edmonton	Arnold Guebert	8,531	—	..	107	20
Juniorat St-Jean, Edmonton	R.P. Georges Tetreault	7,526	400	..	16	10
St. Stephen's College, Edmonton	Dr. Lawrence E. Toombs	7,009	228	1,000	50	20
St. Anthony's College, North Edmonton	Fr. Vincent de Paul Prosser	2,523	17	392	89	21
University of Alberta, Edmonton	Marjorie Sherlock	136,438	5,000	175,000	5,500	350
British Columbia:						
Canadian Services College, Royal Roads	Mary Campbell	5,310	—	2,200	242	40
Anglican Theological College, Vancouver	Thomas E. Speed	8,800	56	12
Union Theological College, Vancouver	Rev. R.A. Wilson	1,425	—	..	55	40
University of British Columbia, Vancouver	Neal Harlow	310,500	10,000	259,000	7,432	800
Victoria College, Victoria	Philip A. Morris	12,065	—	..	321	150

SECTION III
RETROSPECTIVE TABLES

TABLE 13. Enrolment of Full-Time Undergraduate Students of the Regular Session By Faculties¹

		1931	1936 ³	1941 ³	1946 ³	1951	1952
Arts, Science, Letters and Philosophy							
Canada	T.	16,828	17,741	17,634	31,229	29,771	28,193
	M.	11,473	12,536	12,300	23,164	21,833	20,725
	F.	5,355	5,205	5,334	8,065	7,938	7,468
Maritime Provinces	T.	1,811	1,750	1,711	2,840	3,201	2,966
	M.	1,202	1,228	1,221	2,164	2,426	2,171
	F.	609	522	490	676	775	795
Quebec	T.	4,704	5,516	5,959	8,683	10,005	10,245
	M.	4,214	4,816	4,950	7,087	8,075	8,246
	F.	490	700	1,009	1,596	1,930	1,999
Ontario	T.	5,387	5,801	5,408	9,320	9,330	8,436
	M.	3,159	3,549	3,284	6,047	6,328	5,752
	F.	2,228	2,252	2,124	3,273	3,002	2,684
Western Provinces	T.	4,926	4,674	4,556	10,386	7,235	6,546
	M.	2,898	2,943	2,845	7,866	5,004	4,556
	F.	2,028	1,731	1,711	2,520	2,231	1,990
Agriculture — Degree Course							
Canada	T.	899	1,108	1,373	2,198	1,668	1,354
	M.	889	1,058	1,347	2,110	1,592	1,289
	F.	10	20	26	88	76	65
Maritime Provinces	T.	32	31	41	145	50	41
	M.	31	31	38	143	48	38
	F.	1	—	3	2	2	3
Quebec	T.	322	273	310	388	405	361
	M.	321	271	308	379	383	342
	F.	1	2	2	9	22	19
Ontario	T.	273	496	479	666	429	352
	M.	269	489	476	654	420	344
	F.	4	7	3	12	9	8
Western Provinces	T.	272	308	543	999	784	600
	M.	268	297	525	934	741	565
	F.	4	11	18	65	43	35
Agriculture — Diploma Course							
Canada	T.	370	385	396	685	660	417
	M.	370	384	390	679	653	411
	F.	—	1	6	6	7	6
Maritime Provinces	M.	20	24	19	65	47	47
Quebec	T.	145	202	145	167	108	73
	M.	145	202	143	166	106	70
	F.	—	—	2	1	2	3
Ontario	T.	118	96	94	66	137	115
	M.	118	96	90	66	134	113
	F.	—	—	4	—	3	2
Western Provinces	T.	87	63	138	387	368	182
	M.	87	62	138	382	366	181
	F.	—	1	—	5	2	1
Architecture							
Canada ²	T.	137	133	146	188	652	568
	M.	136	116	136	171	624	544
	F.	1	17	10	17	28	24
Quebec	T.	89	84	121	66	181	162
	M.	89	84	115	54	174	156
	F.	—	—	6	12	7	6
Ontario ²	T.	—	—	—	—	215	206
	M.	—	—	—	—	210	197
	F.	—	—	—	—	5	9
Western Provinces	T.	48	49	25	122	256	200
	M.	47	32	21	117	240	191
	F.	1	17	4	5	16	9

1. Newfoundland included in Maritime Provinces from 1950.

2. Architecture in University of Toronto is included in Engineering prior to 1949.

3. Revised since 1948-50 edition of survey.

TABLE 13. Enrolment of Full-Time Undergraduate Students of the Regular Session by Faculties - Continued

		1931	1936	1941 ³	1946 ³	1951	1952
Commerce							
Canada	T.	883	786	1,190	3,367	3,424	3,239
	M.	757	684	1,024	3,069	3,091	2,912
	F.	126	102	166	298	333	327
Maritime Provinces	T.	108	89	164	289	444	439
	M.	70	57	93	179	335	353
	F.	38	32	71	110	109	86
Quebec	T.	416	408	467	1,326	1,388	1,252
	M.	393	387	448	1,284	1,342	1,190
	F.	23	21	19	42	46	62
Ontario ⁴	T.	222	140	183	504	838	815
	M.	194	126	165	476	720	695
	F.	28	14	18	28	118	120
Western Provinces ⁴	T.	137	149	376	1,248	754	733
	M.	100	114	318	1,130	694	674
	F.	37	35	58	118	60	59
Dentistry							
Canada	T.	380	422	468	753	947	831
	M.	375	419	462	744	941	816
	F.	5	3	6	9	6	15
Maritime Provinces	T.	27	53	31	27	48	49
	M.	27	53	31	27	48	47
	F.	—	—	—	—	—	2
Quebec	T.	101	125	160	278	340	284
	M.	100	124	158	277	339	284
	F.	1	1	2	1	1	—
Ontario	T.	220	196	225	390	443	376
	M.	216	194	222	383	440	366
	F.	4	2	3	7	3	10
Western Provinces	T.	32	48	52	58	116	122
	M.	32	48	51	57	114	119
	F.	—	—	1	1	2	3
Education							
Canada	T.	618	802	677	1,092	2,277	2,240
	M.	247	407	297	595	1,336	1,109
	F.	371	395	380	497	941	1,131
Maritime Provinces ⁵	T.	—	18	21	56	394	331
	M.	—	9	3	20	247	189
	F.	—	9	18	36	147	142
Quebec ⁵	T.	92	198	162	168	368	350
	M.	52	108	85	91	136	112
	F.	40	90	77	77	232	238
Ontario	T.	382	364	256	289	478	500
	M.	144	176	98	171	310	302
	F.	238	188	158	118	168	198
Western Provinces ⁶	T.	144	222	238	579	1,037	1,059
	M.	51	114	111	313	643	506
	F.	93	108	127	266	394	553

4. The Business Administration course of the University of Western Ontario and the Commerce courses of the University of Toronto are included in the Faculty of Arts. The Accountancy course of the University of Saskatchewan is here included and degree courses in Secretarial Science.

5. Students in the Maritime universities preparing for teaching certificates are reported as Arts students until 1935; similarly at McGill University until 1933.

6. The training of teachers in the University of Alberta was reorganized in 1946 to include all teacher-training classes of the Province within the Faculty of Education of the University.

TABLE 13. Enrolment of Full-Time Undergraduate Students of the Regular Session by Faculties - Continued

		1931	1936	1941	1946	1951	1952
Engineering and Applied Science							
Canada	T.	3,554	3,387	4,381	10,884	8,367	7,468
	M.	3,548	3,376	4,368	10,827	8,348	7,443
	F.	6	11	13	57	19	25
Maritime Provinces	T.	429	373	418	1,352	1,097	1,008
	M.	429	367	418	1,350	1,095	1,007
	F.	—	6	—	2	2	1
Quebec	T.	523	542	799	1,657	1,734	1,745
	M.	523	542	798	1,642	1,730	1,738
	F.	—	—	1	15	4	9
Ontario	T.	1,506	1,438	1,708	4,392	3,006	2,576
	M.	1,502	1,434	1,698	4,364	2,997	2,564
	F.	4	4	10	28	9	12
Western Provinces	T.	1,096	1,034	1,456	3,483	2,530	2,139
	M.	1,094	1,033	1,454	3,471	2,526	2,136
	F.	2	1	2	12	4	3
Forestry							
Canada	T.	136	98	173	530	617	518
	M.	136	98	173	529	616	517
	F.	—	—	—	1	1	1
Maritime Provinces	T.	49	17	64	269	184	198
	M.	49	17	64	268	184	198
	F.	—	—	—	1	—	—
Quebec	M.	25	44	67	78	90	80
Ontario	M.	62	37	42	183	201	155
British Columbia	T.	††	††	††	††	142	85
	M.	—	—	—	—	141	84
	F.	—	—	—	—	1	1
Household Science - Degree Course							
Canada	F.	639	688	790	1,110	1,411	1,387
Maritime Provinces	F.	90	114	143	170	179	182
Quebec	F.	27	93	81	171	418	429
Ontario	F.	230	51	46	14	172	193
Western Provinces	F.	292	430	520	755	642	583
Household Science - Diploma Course							
Canada	F.	928	729	634	545	510	441
Maritime Provinces	F.	16	45	34	36	28	24
Quebec	F.	378	451	446	509	362	362
Ontario	F.	515	232	154	—	72	55
Western Provinces	F.	17	—	—	—	48	—
Law							
Canada	T.	845	1,005	697	1,226	2,421	2,302
	M.	816	982	678	1,172	2,325	2,198
	F.	29	23	19	54	96	104
Maritime Provinces	T.	66	115	60	136	225	197
	M.	63	113	60	134	219	186
	F.	3	2	—	2	6	11
Quebec	T.	392	337	243	346	624	671
	M.	387	333	241	332	589	631
	F.	5	4	2	14	35	40
Ontario	T.	249	391	252	500	628	797
	M.	238	380	243	479	802	778
	F.	11	11	9	21	26	19
Western Provinces	T.	138	162	142	244	744	637
	M.	128	156	134	227	715	603
	F.	10	6	8	17	29	34

†† Included in Engineering* and Applied Science until 1949.

TABLE 13. Enrolment of Full-Time Undergraduate Students of the Regular Session by Faculties — Continued

		1931	1936	1941	1946 ³	1951	1952
		Librarianship					
Canada	T.	42	67	52	67	113	100
	M.	3	4	6	8	23	29
	F.	39	63	46	59	90	71
Maritime Provinces	T.	—	—	—	1	—	3
	M.	—	—	—	—	—	—
	F.	—	—	—	1	—	3
Quebec	T.	14	20	15	21	44	41
	M.	3	4	1	1	11	14
	F.	11	16	14	20	33	27
Ontario	T.	28	47	37	45	69	56
	M.	—	—	5	7	12	15
	F.	28	47	32	38	57	41
		Medicine					
Canada	T.	2,921	3,037	2,940	3,200	4,409	4,447
	M.	2,798	2,908	2,780	2,963	4,135	4,166
	F.	123	129	160	235	274	281
Maritime Provinces	T.	171	186	219	167	274	272
	M.	170	180	215	162	261	261
	F.	1	6	4	5	13	11
Quebec	T.	944	961	959	1,204	1,574	1,589
	M.	930	942	924	1,158	1,504	1,505
	F.	14	19	35	46	70	84
Ontario	T.	1,321	1,389	1,234	1,388	1,864	1,821
	M.	1,245	1,318	1,157	1,249	1,719	1,694
	F.	76	71	77	139	145	127
Western Provinces	T.	485	501	528	441	697	765
	M.	453	468	484	396	651	706
	F.	32	33	44	45	46	59
		Nursing — Degree and Post-Graduate Diploma Courses					
Canada	F.	301	372	510	974	1,034	891
Maritime Provinces	F.	—	2	14	22	42	35
Quebec	F.	53	43	127	256	259	177
Ontario	F.	107	120	172	408	451	403
Western Provinces	F.	141	207	197	288	282	276
		Occupational Therapy and Physiotherapy					
Canada	T.	56	70	174	395	270	319
	M.	—	—	—	—	—	—
	F.	56	70	174	395	270	319
University of Toronto ⁷	T.	56	70	174	335	211	247
	M.	—	—	—	—	—	—
	F.	56	70	174	335	211	247
McGill University ⁸	T.	—	—	—	60	59	72
	M.	—	—	—	—	—	—
	F.	—	—	—	60	59	72

7. Courses in Occupational Therapy and Physiotherapy combined in 1950-51.

8. Physiotherapy only.

TABLE 13. Enrolment of Full-Time Undergraduate Students of the Regular Session by Faculties - Continued

		1931	1936	1941	1946	1951	1952
Physical and Health Education							
Canada	T.	76	55	128	325	547	528
	M.	—	3	5	142	290	293
	F.	76	52	123	183	257	235
Quebec	T.	25	21	19	84	130	95
	M.	—	3	—	30	59	44
	F.	25	18	19	54	71	51
Ontario	T.	51	34	101	241	278	296
	M.	—	—	5	112	140	151
	F.	51	34	96	129	138	145
Western Provinces	T.	—	—	8	—	139	137
	M.	—	—	—	—	91	98
	F.	—	—	8	—	48	39
Pharmacy							
Canada	T.	512	484	412	738	1,458	1,359
	M.	481	445	372	547	1,288	1,206
	F.	31	39	40	191	170	153
Maritime Provinces	T.	12	9	7	42	64	51
	M.	10	7	5	27	61	47
	F.	2	2	2	15	3	4
Quebec	T.	94	95	86	203	456	446
	M.	94	95	84	193	423	421
	F.	—	—	2	10	33	25
Ontario	T.	250	200	186	220	422	420
	M.	239	190	165	144	363	362
	F.	11	10	21	76	59	58
Western Provinces	T.	156	180	133	273	516	442
	M.	138	153	118	183	441	376
	F.	18	27	15	90	75	66
Social Work							
Canada	T.	110	127	146	277	422	375
	M.	11	22	22	59	211	185
	F.	99	105	124	218	211	190
Maritime Provinces	T.	—	—	1	14	19	20
	M.	—	—	—	3	10	6
	F.	—	—	1	11	9	14
Quebec	T.	30	17	27	108	171	178
	M.	1	3	4	26	91	98
	F.	29	14	23	82	80	80
Ontario	T.	70	85	92	66	100	78
	M.	9	15	14	12	46	35
	F.	61	70	78	54	54	43
Western Provinces	T.	10	25	26	89	132	99
	M.	1	4	4	18	64	46
	F.	9	21	22	71	68	53
Total Theology (including post-graduate students)							
Canada	T.	2,261	2,643	2,429	2,319	2,729	2,491
	M.	2,217	2,619	2,393	2,264	2,632	2,389
	F.	44	24	36	55	97	102
Maritime Provinces	T.	133	187	146	198	198	153
	M.	133	187	146	198	195	149
	F.	—	—	—	—	3	4
Quebec	T.	968	1,221	1,073	1,095	1,022	891
	M.	968	1,221	1,073	1,094	1,021	890
	F.	—	—	—	1	1	1
Ontario	T.	938	1,076	940	826	1,210	1,148
	M.	901	1,053	906	778	1,122	1,058
	F.	37	23	34	46	88	90
Western Provinces	T.	222	159	270	200	299	299
	M.	215	158	268	194	294	292
	F.	7	1	2	6	5	7

use to list grad's total

TABLE 13. Enrolment of Full-Time Undergraduate Students of the Regular Session by Faculties — Concluded

		1931	1936	1941	1946	1951	1952
Protestant Theological Colleges							
Canada	T.	621	634	675	586	920	812
	M.	577	610	639	531	823	710
	F.	44	24	36	35	97	102
Maritime Provinces	T.	60	98	85	106	121	66
	M.	60	98	85	106	118	62
	F.	—	—	—	—	3	4
Quebec	T.	80	76	83	41	66	75
	M.	80	76	83	40	65	74
	F.	—	—	—	1	1	1
Ontario	T.	259	301	293	284	506	445
	M.	222	278	259	236	418	355
	F.	37	23	34	48	88	90
Western Provinces	T.	222	159	214	155	227	226
	M.	215	158	212	149	222	219
	F.	7	1	2	6	5	7
Roman Catholic Theological Colleges, Seminaries, etc.							
Canada	M.	1,640	2,009	1,754	1,733	1,809	1,679
Maritime Provinces	M.	73	89	61	92	77	87
Quebec	M.	888	1,145	990	1,054	956	816
Ontario	M.	679	775	647	542	704	703
Western Provinces	M.	—	—	56	45	72	73
Veterinary Science							
Canada	T.	122	245	245	395	497	412
	M.	122	245	241	386	485	397
	F.	—	—	4	9	12	15
Quebec	T.	25	44	49	41	121	96
	M.	25	44	49	41	121	96
	F.	—	—	—	—	—	—
Ontario	T.	97	201	196	354	376	316
	M.	97	201	192	345	364	301
	F.	—	—	4	9	12	15

TABLE 14. Total Full-Time Undergraduate Enrolment in Universities and Colleges¹

Academic Year	Nfld. ²	P.E.I.	N.S.	N.B.	Que.	Ont.	Man.	Sask.	Alta.	B.C.	Total	women In- cluded	War Veterans Included
1919-20	—	127	1,463	477	6,905	8,668	1,522	641	969	897	21,869	3,170	•
21	—	107	1,660	487	7,157	9,050	1,644	647	989	1,050	22,791	3,716	•
22	—	108	1,660	519	7,479	9,446	1,956	702	1,021	1,223	24,114	4,405	•
23	—	107	1,629	513	8,016	9,393	2,161	871	1,210	1,312	25,212	4,622	•
24	—	119	1,560	508	7,986	8,738	2,215	875	1,089	1,440	24,530	4,753	•
25	—	125	1,585	493	8,030	8,752	2,258	870	1,077	1,615	24,805	5,229	•
26	—	108	1,561	560	8,039	8,785	2,239	878	1,085	1,597	24,852	5,272	—
27	—	101	1,554	627	8,118	9,121	2,263	1,109	1,065	1,776	25,734	5,787	—
28	—	102	1,651	627	8,263	9,621	2,358	1,165	1,213	1,932	26,932	6,107	—
29	—	107	1,776	730	8,501	9,928	2,538	1,449	1,294	1,981	28,306	6,492	—
1929-30	—	107	1,854	819	8,955	10,664	2,649	1,622	1,436	2,103	30,209	7,113	—
31	—	102	1,968	903	9,090	11,414	2,608	1,755	1,490	2,246	31,576	7,428	—
32	—	128	2,190	944	9,174	11,810	3,125	1,752	1,539	2,200	32,862	7,825	—
33	—	119	2,159	935	9,655	12,078	2,940	1,735	1,617	1,928	33,166	7,565	—
34	—	117	2,130	921	9,696	11,916	2,649	1,726	1,690	1,751	32,596	7,210	—
35	—	104	2,010	872	10,053	12,002	2,654	1,766	1,694	1,896	33,051	7,375	—
36	—	93	2,099	863	10,249	12,066	2,670	1,776	1,745	1,961	33,522	7,494	—
37	—	96	2,137	882	10,471	11,946	2,759	1,788	1,756	2,083	33,918	7,582	—
38	—	108	2,075	942	10,769	11,833	2,860	1,839	1,706	2,328	34,460	7,547	—
39	—	115	2,079	1,006	10,921	12,229	2,738	1,858	1,831	2,387	35,164	7,664	—
1939-40	—	115	2,028	1,054	11,060	12,290	2,671	2,186	1,982	2,517	35,903	8,155	—
41	—	128	1,964	1,011	10,930	11,693	2,483	1,945	1,939	2,724	34,817	8,107	—
42	—	135	1,924	911	11,271	11,640	2,418	1,950	1,733	2,698	34,680	8,141	—
43	—	152	2,019	1,020	11,734	11,734	2,607	2,001	1,719	2,706	35,692	8,423	—
44	—	179	2,104	1,102	12,144	11,364	2,433	1,617	1,572	2,617	35,132	8,911	68
45	—	179	2,112	1,252	13,387	12,297	2,789	1,787	1,478	3,095	38,376	10,995	517
46	—	268	3,400	2,137	16,534	20,278	5,427	3,997	2,996	6,824	61,861	12,870	20,000
47	—	276	4,161	2,509	19,016	25,848	8,443	4,689	4,124	9,171	76,237	14,531	34,000
48	—	307	4,165	2,723	19,721	27,648	6,321	4,700	4,442	9,319	79,346	14,615	29,600
49	—	306	4,307	2,509	20,317	26,303	5,528	3,956	3,984	8,597	75,807	14,415	21,800
1949-50	324	298	4,116	2,195	19,687	23,679	4,369	3,256	3,662	7,525	69,111	14,083	13,049
51	380	270	3,879	2,020	19,819	21,268	4,411	2,575	3,015	6,399	64,036	13,666	6,126
52	379	258	3,504	1,916	19,468	19,495	3,895	2,317	2,945	5,672	59,849	13,247	2,464

1. Excludes Normal School students and nurses studying for R.N.

2. Record not available until 1949-50.

• Record not available.

TABLE 15. Enrolment of Post Graduate Students, of the Regular Session, by Faculties³

		1931	1936 ²	1941	1946 ²	1951	1952
Post-Graduate Courses in Arts, Science and Philosophy							
Canada	T.	1,118	1,277	1,252	2,370	3,026	2,927
	M.	779	913	944	1,779	2,581	2,481
	F.	339	364	308	591	445	446
Maritime Provinces	T.	45	85	69	100	130	114
	M.	27	57	55	76	105	88
	F.	18	28	14	24	25	26
Quebec	T.	342	328	350	768	857	892
	M.	256	238	240	507	702	748
	F.	86	90	110	261	155	144
Ontario	T.	482	548	563	1,206	1,387	1,398
	M.	324	377	432	968	1,203	1,181
	F.	158	171	131	238	184	217
Western Provinces	T.	249	316	270	296	652	523
	M.	172	241	217	228	571	464
	F.	77	75	53	68	81	59
Other Post-Graduate Courses (excepting Theology) ¹							
Canada	T.	232	309	317	500	1,533	1,389
	M.	219	285	299	461	1,276	1,158
	F.	13	24	18	39	257	231
Maritime Provinces	T.	—	—	—	—	21	24
	M.	—	—	—	—	19	21
	F.	—	—	—	—	2	3
Quebec	T.	27	57	69	153	608	556
	M.	27	57	64	134	487	453
	F.	—	—	5	19	121	103
Ontario	T.	151	203	154	257	552	513
	M.	140	161	146	243	474	436
	F.	11	22	8	14	78	77
Western Provinces	T.	54	49	94	90	352	296
	M.	52	47	89	84	296	248
	F.	2	2	5	6	56	48

1. Includes Engineering and Applied Science, Agriculture, Dentistry, Law, Education, Medicine, Social Work, Forestry, Veterinary Science, Architecture, Household Science and Pharmacy.

2. Revised since 1948-50 edition of Survey.

3. Includes part-time students in the regular session.

TABLE 16. Total Post Graduate Enrolment in the Regular Session¹ in Universities and Colleges (except Theology)

Academic Year	N.S.	N.B.	Que.	Ont.	Man.	Sask.	Alta.	B.C.	Total	Women Included	War Veterans Included
1919-20	12	1	98	182	21	6	43	20	383	99	•
21	18	6	113	190	30	10	41	15	423	108	•
22	15	6	162	222	31	16	68	38	558	158	•
23	13	8	197	322	29	13	83	49	714	195	•
24	21	9	222	396	44	—	105	54	851	221	•
25	24	8	259	368	40	20	108	46	873	228	•
26	21	6	253	385	40	21	66	54	846	221	—
27	39	4	273	419	38	25	84	47	929	252	—
28	52	8	316	473	41	29	69	51	1,039	291	—
29	43	5	296	487	43	27	62	47	1,010	289	—
1929-30	47	11	351	546	33	33	57	59	1,137	318	—
31	40	5	369	633	50	62	84	107	1,350	352	—
32	42	13	435	740	65	66	96	112	1,569	402	—
33	50	27	435	837	60	64	97	128	1,698	398	—
34	56	21	411	869	61	53	100	116	1,687	424	—
35	60	24	386	735	76	50	88	114	1,533	399	—
36	59	26	385	751	73	58	84	150	1,586	388	—
37	67	13	379	792	63	54	85	182	1,635	398	—
38	61	13	348	799	46	46	77	150	1,540	332	—
39	70	16	364	767	59	38	88	148	1,550	341	—
1939-40	71	19	393	753	61	43	99	162	1,601	354	—
41	60	9	419	717	68	49	84	163	1,569	326	—
42	33	9	396	662	48	30	87	141	1,406	312	—
43	37	4	376	544	48	23	87	108	1,227	287	—
44	29	3	471	630	29	28	78	124	1,392	404	5
45	38	7	662	663	52	33	94	140	1,689	428	37
46	78	22	921	1,463	59	46	101	180	2,870	630	500
47	96	33	1,206	1,682	72	74	167	344	3,674	719	1,000
48	97	31	1,361	1,900	99	73	216	362	4,139	867	900
49	80	30	1,692	2,179	95	109	220	452	4,857	1,124	1,300
1949-50	112	42	1,857	2,283	173	104	259	432	5,262	1,127	1,090
51	119	32	1,465	1,939	174	168	239	423	4,559	702	843
52	97	41	1,448	1,911	195	116	189	319	4,316	677	349

* Record not available.

1. Includes full-time and part-time students.

TABLE 17. Degrees and Diplomas Conferred by Faculties

		1931	1936	1941	1946	1951	1952
Bachelor of Agricultural Science							
Canada	T.	160	238	238	202	556	332
	M.	158	231	230	192	539	304
	F.	2	7	8	10	17	28
Quebec	T.	48	51	43	49	109	98
	M.	48	50	42	48	103	87
	F.	—	1	1	1	6	11
Ontario	T.	53	117	109	59	180	82
	M.	52	115	105	59	178	78
	F.	1	2	4	—	2	4
Western Provinces	T.	59	70	86	94	267	152
	M.	58	66	63	85	258	139
	F.	1	4	3	9	9	13
Diplomas in Agriculture							
Canada	T.	115	107	145	75	229	193
	M.	115	107	145	74	228	192
	F.	—	—	—	1	1	1
Maritime Provinces	T.	16	17	12	22	25	12
	M.	16	17	12	22	25	12
	F.	—	—	—	—	—	—
Quebec	T.	42	42	45	24	54	47
	M.	42	42	45	24	54	47
	F.	—	—	—	—	—	—
Ontario	T.	33	36	34	—	59	59
	M.	33	36	34	—	58	59
	F.	—	—	—	—	1	—
Western Provinces	T.	24	12	54	29	91	75
	M.	24	12	54	28	91	74
	F.	—	—	—	1	—	1
Graduates in Architecture							
Canada	T.	24	53	24	29	165	147
	M.	24	53	23	25	164	138
	F.	—	—	1	4	1	9
Quebec	T.	8	22	16	11	50	38
	M.	8	22	16	8	49	36
	F.	—	—	—	3	1	2
Ontario	T.	7	14	2	9	54	46
	M.	7	14	2	8	54	46
	F.	—	—	—	1	—	—
Western Provinces	T.	9	17	6	9	61	63
	M.	9	17	5	9	61	56
	F.	—	—	1	—	—	7
Bachelors of Arts and Letters ¹							
Canada	T.	2,474	3,175	3,332	3,825	6,059	5,623
	M.	1,493	2,007	2,242	2,384	4,190	3,812
	F.	981	1,168	1,090	1,441	1,869	1,811
Maritime Provinces	T.	273	309	252	251	514	460
	M.	172	184	154	145	360	325
	F.	101	125	98	106	154	135
Quebec	T.	669	916	1,109	1,296	1,664	1,645
	M.	567	762	931	1,002	1,321	1,281
	F.	102	154	178	294	343	364
Ontario	T.	968	1,308	1,253	1,527	2,595	2,361
	M.	506	737	750	852	1,657	1,479
	F.	462	571	503	675	938	882
Western Provinces	T.	564	642	718	751	1,286	1,157
	M.	248	324	407	385	852	727
	F.	316	318	311	366	434	430

1. Includes a few Bachelors of Social Science in Quebec.

TABLE 17. Degrees and Diplomas Conferred by Faculties - Continued

		1931	1935	1941	1946	1951	1952
Bachelors of Science (in Arts)							
Canada	T.	252	320	342	576	1,067	837
	M.	207	275	291	434	915	712
	F.	45	45	51	142	152	125
Maritime Provinces	T.	73	109	102	170	223	156
	M.	61	99	83	140	192	137
	F.	12	10	19	30	31	19
Quebec	T.	84	50	93	187	393	340
	M.	74	42	78	128	334	279
	F.	10	8	15	59	59	61
Ontario	T.	—	—	13	49	141	111
	M.	—	—	12	46	124	101
	F.	—	—	1	3	17	10
Western Provinces	T.	95	161	134	170	310	230
	M.	72	134	118	120	265	195
	F.	23	27	16	50	45	35
Bachelors of Commerce ²							
Canada	T.	169	202	263	338	708	663
	M.	152	177	231	299	661	628
	F.	17	25	32	39	47	35
Maritime Provinces	T.	24	19	24	18	75	76
	M.	20	19	19	17	69	73
	F.	4	—	5	1	6	3
Quebec	T.	41	50	58	97	261	279
	M.	41	46	53	92	250	268
	F.	—	4	5	5	11	11
Ontario	T.	68	77	82	67	160	133
	M.	58	75	76	61	149	124
	F.	10	2	6	6	11	9
Western Provinces	T.	36	56	99	156	212	175
	M.	33	37	83	129	193	163
	F.	3	19	16	27	19	12
Doctors of Dentistry							
Canada	T.	90	106	98	77	294	201
	M.	90	106	98	76	292	200
	F.	—	—	—	1	2	1
Maritime Provinces	T.	9	11	7	8	12	12
	M.	9	11	7	8	12	12
	F.	—	—	—	—	—	—
Quebec	T.	15	33	33	61	106	80
	M.	15	33	33	61	105	80
	F.	—	—	—	—	1	—
Ontario	T.	59	59	45	1	151	82
	M.	59	59	45	1	151	82
	F.	—	—	—	—	—	—
Western Provinces	T.	7	3	13	7	25	27
	M.	7	3	13	6	24	26
	F.	—	—	—	1	1	1
Graduates in Applied Science or Engineering							
Canada	T.	420	566	697	1,006	2,427	1,770
	M.	42	564	697	1,002	2,424	1,763
	F.	—	2	—	4	3	5
Maritime Provinces	T.	38	38	49	71	174	183
	M.	38	38	49	71	174	183
	F.	—	—	—	—	—	—
Quebec	T.	72	102	146	173	513	369
	M.	72	102	146	173	513	369
	F.	—	—	—	—	—	—
Ontario	T.	184	246	291	389	991	659
	M.	184	244	291	387	988	656
	F.	—	2	—	2	3	3
Western Provinces	T.	126	180	211	373	749	559
	M.	126	180	211	371	749	557
	F.	—	—	—	2	—	2

1. Includes a few Bachelors of Accountancy and of Secretarial Science.

TABLE 17. Degrees and Diplomas Conferred by Faculties — Continued

		1931	1936	1941	1946	1951	1952
Bachelors of Education or Pedagogy							
Canada	T.	61	100	149	251	577	586
	M.	41	75	112	187	322	405
	F.	20	25	37	64	135	181
Maritime Provinces	T.	1	12	12	14	100	96
	M.	—	6	4	9	87	79
	F.	1	6	8	5	13	17
Quebec	T.	15	16	51	45	63	86
	M.	5	11	45	35	31	37
	F.	10	5	6	10	32	49
Ontario	T.	37	52	39	39	43	41
	M.	31	47	32	32	41	34
	F.	6	5	7	7	2	7
Western Provinces	T.	8	20	47	153	363	371
	M.	5	11	31	111	255	283
	F.	3	9	16	42	108	108
Graduates of University Teacher Training Courses							
Canada ³	T.	581	584	561	464	836	756
Maritime Provinces	T.	49	37	14	5	63	38
	M.	22	17	4	4	50	28
	F.	27	20	10	1	13	10
Quebec ³	T.	38	48	45	62	40	42
Ontario	T.	377	390	338	261	352	384
	M.	133	171	159	120	228	214
	F.	244	219	179	141	124	170
Western Provinces	T.	117	109	164	136	381	292
	M.	48	47	54	65	269	167
	F.	69	62	110	71	112	125
Bachelors of Science in Forestry							
Canada	T.	41	21	42	40	157	158
	M.	41	21	42	40	157	157
	F.	—	—	—	—	—	1
Maritime Provinces	T.	9	1	12	2	7	60
	M.	9	1	12	2	7	60
	F.	—	—	—	—	—	—
Quebec	M.	10	5	16	13	25	23
Ontario	M.	18	14	3	12	56	46
Western Provinces	T.	4	1	11	13	69	29
	M.	4	1	11	13	69	28
	F.	—	—	—	—	—	1
Bachelors of Household Science							
Canada	T.	112	138	214	187	277	256
Maritime Provinces	F.	13	25	46	33	35	40
Quebec	F.	7	17	16	35	56	61
Ontario	F.	37	18	15	2	3	25
Western Provinces	F.	55	78	137	117	183	130
Bachelors of Canon Law							
Canada	T.	16	—	8	13	2	1
Quebec	M.	10	—	5	9	—	—
Ontario	M.	6	—	3	4	2	1

3. Record of men and women not obtained separately for Quebec.

TABLE 17. Degrees and Diplomas Conferred by Faculties — Continued

		1931	1936	1941	1946	1951	1952
Graduates in Law							
Canada	T.	223	228	265	161	712	562
	M.	218	221	261	149	692	536
	F.	5	7	4	12	20	26
Maritime Provinces	T.	18	35	34	10	77	72
	M.	17	34	33	10	75	69
	F.	1	1	1	—	2	3
Quebec	T.	76	79	74	55	166	170
	M.	76	77	74	52	159	163
	F.	—	2	—	3	7	7
Ontario	T.	94	70	103	73	231	93
	M.	92	69	101	70	223	90
	F.	2	1	2	3	8	3
Western Provinces	T.	35	44	54	23	238	227
	M.	33	41	53	17	235	214
	F.	2	3	1	6	3	13
Graduates in Librarianship (Degrees and Diplomas)							
Canada	T.	39	66	53	57	122	102
	M.	2	3	5	8	23	24
	F.	37	63	48	49	99	78
Maritime Provinces	F.	—	—	—	1	—	4
Quebec	T.	13	19	15	20	49	43
	M.	2	3	1	2	12	11
	F.	11	16	14	18	37	32
Ontario	T.	26	47	38	36	73	55
	M.	—	—	4	6	11	13
	F.	26	47	34	30	62	42
Graduates in Medicine							
Canada	T.	535	497	562	628	867	798
	M.	509	476	537	583	806	763
	F.	26	21	25	45	61	35
Maritime Provinces	T.	23	26	41	—	55	53
	M.	23	25	41	—	53	51
	F.	—	1	—	—	2	2
Quebec	T.	163	176	208	288	352	278
	M.	160	171	200	272	335	267
	F.	3	5	8	16	17	11
Ontario	T.	269	218	214	244	335	332
	M.	250	208	205	228	301	316
	F.	19	10	9	16	34	16
Western Provinces	T.	80	77	99	96	125	135
	M.	76	72	91	83	117	129
	F.	4	5	8	13	8	6
Graduates in Pharmacy							
Canada	T.	208	190	160	104	406	371
	M.	198	180	145	80	360	333
	F.	10	10	15	24	46	38
Maritime Provinces	T.	4	1	4	8	25	23
	M.	3	1	2	5	23	21
	F.	1	—	2	3	2	2
Quebec	T.	11	20	18	26	84	88
	M.	11	20	18	23	78	81
	F.	—	—	—	3	6	7
Ontario	T.	128	100	64	51	107	116
	M.	122	97	57	42	97	103
	F.	6	3	7	9	10	13
Western Provinces	T.	65	69	74	19	190	144
	M.	62	62	68	10	162	128
	F.	3	7	6	9	28	16

TABLE 17. Degrees and Diplomas Conferred by Faculties — Continued

		1931	1936	1941	1946	1951	1952
Physical Training and Health Education							
Canada	T.	45	21	54	34	129	96
	M.	—	1	—	4	69	44
	F.	45	20	54	30	60	54
Quebec	T.	15	5	11	10	40	26
	M.	—	1	—	1	20	9
	F.	15	4	11	9	20	17
Ontario	T.	30	16	35	24	52	53
	M.	—	—	—	3	24	21
	F.	30	16	35	21	28	32
Western Provinces	T.	—	—	8	—	37	19
	M.	—	—	—	—	25	14
	F.	—	—	8	—	12	5
Social Work							
Canada	T.	18	45	69	112	265	240
	M.	—	6	9	17	101	89
	F.	18	39	60	95	164	151
Maritime Provinces	T.	—	—	—	9	7	8
	M.	—	—	—	1	3	4
	F.	—	—	—	8	4	4
Quebec	T.	7	8	17	22	57	59
	M.	—	1	1	2	14	17
	F.	7	7	16	20	43	42
Ontario	T.	11	30	28	22	93	90
	M.	—	5	3	2	30	32
	F.	11	25	25	20	63	58
Western Provinces	T.	—	7	24	59	108	83
	M.	—	—	5	12	54	36
	F.	—	7	19	47	54	47
Graduates in Theology							
Canada	T.	434	484	488	483	534	564
	M.	416	468	477	458	517	535
	F.	18	16	11	25	17	29
Maritime Provinces	M.	42	39	33	51	31	45
Quebec	T.	151	180	215	194	170	199
	M.	151	180	215	193	170	199
	F.	—	—	—	1	—	—
Ontario	T.	178	226	197	189	260	264
	M.	164	213	186	165	243	236
	F.	14	13	11	24	17	28
Western Provinces	T.	63	39	43	49	73	56
	M.	59	36	43	49	73	55
	F.	4	3	—	—	—	1
Bachelors of Divinity (Post-Graduate)							
Canada	T.	37	43	41	51	137	106
	M.	37	43	41	51	131	103
	F.	—	—	—	—	6	3
Maritime Provinces	M.	4	17	13	8	23	17
Quebec	T.	3	8	2	1	9	6
	M.	3	8	2	1	8	6
	F.	—	—	—	—	1	—
Ontario	T.	24	12	19	39	81	58
	M.	24	12	19	39	77	56
	F.	—	—	—	—	4	2
Western Provinces	T.	6	6	7	5	24	25
	M.	6	6	7	5	23	24
	F.	—	—	—	—	1	1

TABLE 17. Degrees and Diplomas Conferred by Faculties — Continued

		1931	1936	1941	1946	1951	1952
Graduates in Veterinary Science							
Canada	T.	28	53	68	43	175	125
	M.	28	53	67	42	159	121
	F.	—	—	1	1	16	4
Quebec	T.	8	8	12	6	12	26
	M.	8	8	12	6	12	26
	F.	—	—	—	—	—	—
Ontario	T.	20	45	56	37	163	99
	M.	20	45	55	36	147	95
	F.	—	—	1	1	16	4
Degrees and Post-Graduate Diplomas in Nursing							
Canada	T.	130	182	212	461	492	435
Maritime Provinces	F.	—	—	3	4	28	27
Quebec	F.	47	55	57	100	138	141
Ontario ⁴	F.	65	102	124	256	229	152
Western Provinces	F.	18	25	28	101	97	115
Masters of Arts ⁵							
Canada	T.	274	252	258	328	704	723
	M.	180	179	201	259	548	550
	F.	94	73	57	69	156	173
Maritime Provinces	T.	29	24	37	21	52	37
	M.	17	17	29	10	38	30
	F.	12	7	8	11	14	7
Quebec	T.	47	39	42	43	142	216
	M.	27	20	29	34	98	148
	F.	20	19	13	9	44	68
Ontario	T.	137	141	115	209	347	353
	M.	94	108	87	169	287	280
	F.	43	33	28	40	60	73
Western Provinces	T.	61	48	64	55	163	117
	M.	42	34	56	46	125	92
	F.	19	14	8	9	38	25
Masters of Science ⁶							
Canada	T.	93	133	118	204	508	439
	M.	89	130	110	191	480	420
	F.	4	3	8	13	28	19
Maritime Provinces	T.	3	6	10	19	39	27
	M.	2	6	8	19	37	25
	F.	1	—	2	—	2	2
Quebec	T.	28	31	35	74	151	124
	M.	28	31	32	65	132	116
	F.	—	—	3	9	19	8
Ontario	T.	28	32	22	51	165	136
	M.	28	32	22	51	162	134
	F.	—	—	—	—	3	2
Western Provinces	T.	34	64	51	60	153	152
	M.	31	61	48	56	149	145
	F.	3	3	3	4	4	7

4. Includes 12-24 Dental nurses annually.

5. Includes M. Comm. and M. Ed. or M. Paed., M. Social Work.

6. Includes M.A.Sc., M.S.A., M.Sc.E., M. Arch., M.V.Sc., M. Surgery (where given separately).

TABLE 17. Degrees and Diplomas Conferred by Faculties — Concluded

		1931	1936	1941	1946	1951	1952
		Licences (not including Theology and first professional degrees)					
Canada	T.	91	100	211	299	352	281
	M.	89	93	209	281	316	232
	F.	2	7	2	18	36	49
Quebec	T.	67	92	191	268	323	259
	M.	66	85	190	250	287	210
	F.	1	7	1	18	36	49
Ontario	T.	24	8	20	31	29	22
	M.	23	8	19	31	29	22
	F.	1	—	1	—	—	—
		Other Post-Graduate Degrees and Diplomas (except in Education or Theology) ⁷					
Canada	T.	84	90	102	441	470	346
	M.	82	90	93	327	308	199
	F.	2	—	9	114	162	147
Quebec	T.	55	66	62	333	267	152
	M.	54	66	56	245	163	76
	F.	1	—	6	88	104	76
Ontario	T.	27	23	40	103	190	184
	M.	26	23	37	82	145	123
	F.	1	—	3	21	45	61
Western Provinces.....	T.	2	1	—	5	13	10
	M.	2	1	—	—	—	—
	F.	—	—	—	5	13	10
		Doctorates (Honorary)					
Canada	T.	95	100	77	134	186	222
	M.	95	98	71	128	175	212
	F.	—	2	6	6	11	10
Maritime Provinces.....	T.	19	21	18	18	38	36
	M.	19	20	15	17	36	35
	F.	—	1	3	1	2	1
Quebec	T.	13	19	25	44	46	61
	M.	13	19	23	44	44	57
	F.	—	—	2	—	2	4
Ontario	T.	46	42	30	54	69	84
	M.	46	41	29	51	65	81
	F.	—	1	1	3	4	3
Western Provinces.....	T.	17	18	4	16	33	41
	M.	17	18	4	16	30	39
	F.	—	—	—	2	3	2
		Doctorates (in Course)					
Canada	T.	46	68	75	108	202	234
	M.	39	63	70	96	191	213
	F.	7	5	5	12	11	21
Maritime Provinces.....	T.	1	—	—	—	—	4
	M.	1	—	—	—	—	4
	F.	—	—	—	—	—	—
Quebec	T.	19	29	30	58	102	85
	M.	19	27	30	51	96	76
	F.	—	2	—	7	6	9
Ontario	T.	24	39	45	50	98	136
	M.	18	36	40	45	93	124
	F.	6	3	5	5	5	12
Western Provinces.....	T.	2	—	—	—	2	9
	M.	1	—	—	—	2	9
	F.	1	—	—	—	—	—

7. Exclusive of diploma courses reported under separate classification.

TABLE 18. Classification of Full-Time Students According to Place of Residence

Universities and Colleges in		Place of Students' Residence															Total Specified
		Nfld.	P.E.I.	N.S.	N.B.	Que.	Ont.	Man.	Sask.	Alta.	B.C.	Yukon and N.W.T.	U.S.A.	U.K.	British West Indies	Other Countries	
Newfoundland ¹	1950	324	—	—	—	—	—	—	—	—	—	—	—	—	—	—	324
	1951	380	—	—	—	—	—	—	—	—	—	—	—	—	—	—	380
	1952	379	—	—	—	—	—	—	—	—	—	—	—	—	—	—	379
Prince Edward Island	1931	—	159	1	5	20	1	—	—	—	2	—	3	—	—	—	191
	1936	—	132	4	1	12	—	—	—	—	—	—	6	—	—	—	155
	1941	—	174	—	3	14	—	—	—	—	—	—	4	—	—	—	195
	1946	—	295	1	12	—	—	—	—	—	—	—	2	—	—	—	310
	1951	—	238	1	6	20	—	—	—	—	—	—	4	—	—	1	270
	1952	—	212	2	4	34	—	—	—	—	1	—	4	—	—	1	258
Nova Scotia	1931	67	101	1,392	277	27	20	2	—	3	—	—	104	2	7	18	2,020
	1936	71	71	1,192	246	26	19	1	5	4	6	—	248	13	2	14	1,918
	1941	102	59	1,399	260	33	18	4	3	4	8	—	150	6	6	9	2,061
	1946	154	116	2,245	427	108	31	3	7	9	11	—	66	3	23	9	3,212
	1951	211	143	2,503	599	186	72	7	9	5	3	—	180	4	21	32	3,975
	1952	201	132	2,266	494	160	77	2	12	5	3	—	158	3	26	29	3,568
New Brunswick	1931	20	30	159	562	31	14	1	2	3	—	—	20	10	5	—	857
	1936	12	18	191	555	46	7	1	1	—	—	—	16	10	5	4	866
	1941	34	37	188	997	183	23	2	1	7	1	—	48	—	15	1	1,537
	1946	70	56	349	1,966	254	126	—	9	5	1	2	36	3	10	15	2,902
	1951	60	56	220	1,277	236	103	8	6	1	4	—	40	7	15	16	2,049
	1952	48	45	253	1,099	255	109	7	2	2	3	—	28	7	28	9	1,895
Quebec (English)	1931	69	19	78	77	2,030	342	32	36	42	81	—	318	146	29	13	3,312
	1936	32	26	70	80	2,112	275	32	45	35	64	1	335	68	20	20	3,215
	1941	23	22	93	81	2,603	294	37	33	47	82	—	229	19	40	45	3,648
	1946	31	41	137	123	5,055	692	82	67	71	146	1	191	28	160	82	6,907
	1951	47	45	128	132	5,252	663	64	94	64	147	1	463	91	128	302	7,621
	1952	25	39	135	113	4,970	658	41	71	53	119	1	390	61	127	365	7,168
Quebec (French)	1931	2	8	9	8	14,461	84	11	8	2	—	—	617	—	—	33	15,243
	1936	4	7	16	63	14,179	92	10	3	1	—	—	763	—	—	60	15,198
	1941	3	1	11	30	12,508	83	11	17	17	1	—	507	—	5	57	13,251
	1946	3	117	9	123	10,590	171	16	9	4	1	—	263	2	15	125	11,448
	1951	—	3	11	81	12,376	205	15	14	4	7	—	120	1	13	191	13,041
	1952	—	3	11	72	11,760	180	13	15	2	7	—	159	—	2	196	12,420
Ontario	1931	16	33	89	78	354	11,629	96	218	94	133	2	421	78	11	138	13,390
	1936	14	33	78	84	338	12,929	132	225	123	138	—	635	43	5	126	14,903
	1941	11	22	94	159	1,079	13,527	163	503	206	166	3	513	14	8	147	16,615
	1946	39	28	127	119	614	18,700	261	500	219	322	1	431	48	47	162	21,618
	1951	59	61	213	140	1,011	18,267	257	385	277	387	—	864	22	32	387	22,362
	1952	45	49	168	130	889	17,388	196	312	198	281	2	692	28	34	378	20,790
Manitoba	1931	—	—	2	2	1	59	2,288	252	30	25	1	11	11	—	3	2,685
	1936	—	—	—	1	—	26	2,597	204	21	16	—	5	1	—	1	2,872
	1941	—	—	—	1	1	48	2,517	271	26	60	1	5	1	—	3	2,934
	1946	3	1	1	—	2	96	4,866	351	57	79	—	17	3	5	4	5,485
	1951	—	2	3	1	22	106	3,948	275	100	49	—	28	5	23	22	4,584
	1952	1	1	2	2	21	102	3,319	260	82	45	—	24	7	22	39	3,927
Saskatchewan	1931	—	1	3	1	3	12	22	1,487	12	5	—	1	65	2	5	1,619
	1936	—	—	—	—	2	5	7	1,427	10	9	—	2	18	—	1	1,481
	1941	1	—	1	1	1	9	12	2,009	36	13	1	9	—	—	1	2,094
	1946	—	1	1	—	6	32	42	3,221	65	37	—	7	1	—	1	3,414
	1951	1	—	3	3	6	29	47	2,487	92	36	2	8	12	3	14	2,743
	1952	1	—	4	2	4	31	24	2,174	80	28	1	9	10	3	14	2,385
Alberta	1931	1	—	8	—	—	10	9	81	1,308	79	2	3	13	—	4	1,518
	1936	—	—	—	—	—	6	13	86	1,508	101	—	2	3	—	2	1,721
	1941	—	—	—	—	1	4	16	116	1,918	87	4	2	1	—	19	2,168
	1946	—	9	18	4	15	66	103	306	2,496	111	—	74	74	1	104	3,381
	1951	2	1	4	1	3	14	17	146	3,008	70	8	2	—	1	8	3,285
	1952	1	1	5	—	6	17	20	160	2,607	62	11	5	1	2	14	2,912
British Columbia	1931	—	—	1	—	2	7	6	9	17	1,995	4	8	8	—	22	2,079
	1936	—	—	—	—	—	2	3	13	29	1,831	2	6	—	—	9	1,895
	1941	—	—	—	1	4	2	7	22	63	2,723	3	11	—	—	7	2,843
	1946	3	2	8	14	12	49	45	137	208	6,502	6	29	5	2	5	7,027
	1951	2	3	11	8	30	164	94	163	313	5,894	12	49	22	16	41	6,822
	1952	1	—	7	8	24	175	72	128	247	5,144	12	46	15	15	61	5,955
Canada	1931	175	351	1,742	1,010	16,929	12,178	2,467	2,093	1,511	2,320	9	1,506	333	54	236	42,914
	1936	133	287	1,551	1,030	16,715	13,361	2,796	2,009	1,731	2,165	3	2,018	156	32	237	44,224
	1941	174	315	1,786	1,533	16,427	14,008	2,769	2,975	2,324	3,141	12	1,478	41	74	289	47,346
	1946	303	666	2,896	2,788	16,656	19,963	5,418	4,607	3,134	7,210	10	1,116	167	263	507	65,704
	1951	762	552	3,097	2,248	19,142	19,623	4,457	3,579	3,864	6,597	23	1,758	164	252	1,014	67,132
	1952	702	482	2,853	1,924	18,123	18,737	3,694	3,134	3,276	5,693	27	1,515	132	259	1,106	61,657

1. Newfoundland not included prior to 1950.

TABLE 19. Summary of Teaching Staffs

		Arts, Letters and Pure Science				Professional Faculties			
		Full-time		Part-time		Full-time		Part-time	
		M.	F.	M.	F.	M.	F.	M.	F.
Canada	1931	1,558	158	372	147	1,005	122	1,613	92
	1936	1,719	203	432	147	973	149	1,674	112
	1941	1,768	268	409	130	1,558	177	1,611	127
	1946	2,108	364	837	167	2,404	242	2,134	239
	1951	2,763	363	1,003	257	2,206	351	2,612	214
	1952	2,731	410	1,094	260	2,542	324	3,235	485
Maritime Provinces ¹	1931	154	12	57	30	62	8	141	17
	1936	159	16	81	14	62	23	136	11
	1941	199	31	40	11	82	18	128	12
	1946	206	38	28	5	124	33	168	11
	1951	303	39	59	27	140	36	213	30
	1952	329	42	73	20	207	54	192	31
Quebec	1931	642	25	82	13	305	47	748	38
	1936	773	59	70	19	329	35	646	29
	1941	704	101	86	15	639	47	731	36
	1946	952	157	316	39	1,220	114	1,120	111
	1951	1,038	142	414	87	811	197	1,355	73
	1952	934	149	346	79	1,001	373	1,922	208
Ontario	1931	485	82	128	56	395	30	516	33
	1936	515	85	205	94	375	46	649	58
	1941	542	94	247	78	568	80	551	47
	1946	578	121	419	93	735	40	563	75
	1951	876	108	469	108	764	56	645	83
	1952	896	108	516	122	807	54	654	95
Western Provinces	1931	277	39	105	48	243	37	208	6
	1936	272	43	76	20	207	45	243	14
	1941	323	42	36	26	269	32	201	32
	1946	372	48	74	30	325	55	283	42
	1951	546	74	61	35	491	62	399	28
	1952	572	111	159	39	527	43	467	151
		Pre-Matriculation				Total Teaching Staff (excluding duplicates)			
		Full-time		Part-time		Full-time		Part-time	
		M.	F.	M.	F.	M.	F.	M.	F.
Canada	1931	680	456	108	79	3,294	754	1,985	279
	1936	719	183	114	35	3,476	541	2,063	281
	1941	931	312	77	29	3,819	748	2,051	243
	1946	1,000	621	112	25	4,923	1,143	2,998	417
	1951	1,045	494	125	23	5,879	1,199	3,570	480
	1952	1,135	481	185	27	6,118	1,372	4,257	711
Maritime Provinces ¹	1931	45	4	22	2	290	30	162	36
	1936	56	4	15	—	293	44	184	23
	1941	87	10	17	2	336	54	182	30
	1946	91	17	26	2	353	93	227	22
	1951	108	18	19	2	526	86	250	53
	1952	117	17	18	1	548	107	271	51
Quebec	1931	450	426	28	48	1,399	498	854	97
	1936	499	164	38	23	1,612	260	730	67
	1941	609	266	20	3	1,754	412	832	53
	1946	646	552	38	13	2,462	763	1,390	157
	1951	629	448	39	10	2,475	787	1,728	169
	1952	713	444	108	5	2,573	931	2,169	241
Ontario	1931	108	13	14	4	988	125	654	91
	1936	98	6	13	—	1,003	137	836	152
	1941	141	19	18	15	1,128	193	774	98
	1946	175	31	17	—	1,413	179	1,006	161
	1951	197	13	39	2	1,790	177	1,117	190
	1952	181	2	22	3	1,839	164	1,168	215
Western Provinces	1931	77	13	44	25	617	101	315	55
	1936	66	9	48	12	568	100	313	39
	1941	94	17	22	9	601	89	263	62
	1946	88	21	31	10	655	108	375	77
	1951	111	15	28	9	1,088	149	475	68
	1952	124	18	37	18	1,158	170	649	204

1. Newfoundland included in Maritime Provinces from 1950.

TABLE 20. Annual Income, Expenditures and Capital Resources of Universities and Colleges in Canada, 1931-1952

Province	Current Income ¹							Total Current Expenditures	Value of Capital Resources ²		
	From Endowment	Government Grants			Student Fees	Miscellaneous	Total Revenue		Endowment etc.	Trust Funds ³	Plant
		Provincial	Dominion ⁴	Municipal							
	\$	\$	\$	\$	\$	\$	\$	\$	\$	\$	
1931											
Nova Scotia and New Brunswick	265,312	151,881	—	—	334,279	175,730	927,202	941,863	5,489,256		8,309,500
Quebec	1,186,062	668,536	—	—	818,010	483,268	3,155,876	3,574,983	22,913,131		25,327,453
Ontario	624,761	3,796,577	—	55,000	1,348,116	481,333	6,305,787	6,289,829	16,345,027		27,076,677
Western Provinces	182,117	2,254,819	—	—	822,955	314,051	3,573,942	3,629,307	3,711,452		21,688,908
Canada	2,258,252	6,871,813	—	55,000	3,323,360	1,454,382	13,962,807	14,435,982	48,458,866		82,402,538
1936											
Nova Scotia and New Brunswick	247,456	164,323	—	—	436,705	155,778	1,004,262	1,007,193	5,723,949		8,910,026
Quebec	973,536	768,616	—	—	1,060,332	506,163	3,308,649	3,668,797	24,529,587		28,702,951
Ontario	655,506	2,960,186	—	45,000	1,914,887	608,920	6,184,499	6,241,583	21,388,579		31,443,103
Western Provinces	73,375	1,421,021	—	—	1,045,317	273,756	2,813,469	2,821,349	2,735,498		21,485,242
Canada	1,949,875	5,314,146	—	45,000	4,457,241	1,544,617	13,310,879	13,738,922	54,377,613		90,541,322
1941											
Nova Scotia and New Brunswick	293,379	245,678	—	16,600	500,889	243,688	1,300,234	1,278,037	2,710,077	3,159,656	9,178,829
Quebec	974,374	1,122,214	—	15,000	1,178,537	424,510	3,714,635	3,729,014	26,361,396	2,590,615	31,223,006
Ontario	710,777	3,462,168	—	49,183	2,169,484	903,186	7,294,798	7,409,653	24,190,186	11,373,891	33,645,571
Western Provinces	67,641	1,888,859	—	4,304	1,294,496	482,692	3,737,992	3,738,908	1,819,766	297,767	21,633,480
Canada	2,046,171	6,718,919	—	85,087	5,143,406	2,054,076	16,047,659	16,155,612	55,081,425	17,421,929	95,680,886
1946											
Nova Scotia and New Brunswick	356,085	276,408	229,688	15,962	924,359	136,985	1,939,487	1,911,296	2,982,964	4,868,359	10,477,771
Quebec	1,242,794	1,837,370	368,346	15,000	2,309,886	816,036	6,589,432	6,501,413	27,068,354	4,363,772	34,740,591
Ontario	746,292	3,251,653	988,422	49,259	3,709,803	837,776	9,583,205	9,582,278	25,103,683	17,917,032	35,160,775
Western Provinces	51,734	2,325,975	1,127,531	—	2,835,393	1,362,311	7,702,944	7,363,330	1,819,671	1,849,802	22,247,957
Canada	2,396,905	7,691,406	2,713,987	80,221	9,779,441	3,153,108	25,815,068	25,358,317	56,974,672	28,998,965	102,627,094
1951											
Nova Scotia and New Brunswick	382,263	940,054	84,336	25,000	1,184,077	173,060	2,788,790	2,884,394	6,974,310	2,540,935	14,653,798
Quebec	1,769,552	2,919,513	649,487	40,000	3,370,206	1,829,737	10,578,495	10,594,457	36,902,442	6,387,035	43,587,428
Ontario	913,490	7,541,793	379,660	150,788	5,729,719	1,779,439	16,494,889	16,133,115	36,846,682	22,385,991	60,283,928
Western Provinces	61,896	5,363,547	593,106	46,105	3,741,038	864,560	10,670,252	11,179,555	1,978,400	3,372,222	43,796,435
Canada	3,127,201	16,764,907	1,706,589	261,893	14,025,040	4,646,796	40,532,426	40,791,521	82,701,834	34,686,183	162,321,589
1952											
Nova Scotia and New Brunswick	357,889	823,883	450,843	25,000	1,149,902	208,664	3,016,181	2,955,458	7,058,415	2,544,354	15,619,791
Quebec	1,841,445	3,197,496	2,655,581	55,000	3,521,249	1,543,656	12,814,427	12,507,536	34,819,208	6,804,993	45,922,224
Ontario	937,979	7,784,839	2,318,174	156,145	5,881,089	2,274,682	19,352,908	18,842,971	36,645,460	24,377,876	70,667,900
Western Provinces	48,175	5,974,207	1,810,973	32,020	3,992,029	1,180,509	13,037,913	12,888,972	2,213,990	3,779,990	49,182,939
Canada	3,185,488	17,780,425	7,235,571	268,165	14,544,269	5,207,511	48,221,429	47,194,937	80,737,073	37,507,213	181,392,854

Note. Figures in this table represent a record of annual income for general university activities for the larger universities and many of the colleges of Canada. The institutions included represent about 80 per cent of the annual full-time enrolment. Total income and the resulting deficit or surplus does not include gifts and grants for capital expenditure. Table revised since publication of last survey.

1. Board and lodging not included.

2. Site, buildings, equipment.

3. Compiled separately from 1941, previous record not available.

4. Includes supplementary grants from the Department of Veterans' Affairs for ex-service students exclusive of amounts paid for fees which are included under "Student Fees"

SECTION IV
BIBLIOGRAPHY

BIBLIOGRAPHY FOR HIGHER EDUCATION, (1950-52)

Since the edition for 1932, the "Survey of Education in Canada" has contained a "Bibliography of Canadian Studies in Education", including a section on "Professional and Other Higher Education" and another on "Historical and Biographical Studies", in which new publications relating to higher education in Canada have been recorded. With the separation of statistics of higher education from the rest of the Survey, the corresponding bibli-

ographical items are published in the present report. The Education Division of the Dominion Bureau of Statistics will welcome advice of important omissions, so they may be included in the next edition. No systematic attempt has been made to include articles appearing in the periodical press other than the several university reviews; beyond these, the list includes only articles that have incidentally come to the attention of the Division.

ANNUAL AND BIENNIAL REPORTS

Hereunder are listed the printed annual reports of universities and Associations received by the Education Division. There may be others; if so, a copy would be welcomed by the compilers of this report. The annual calendars are not listed except

in the case of Université Laval and the Université de Montréal where the annuaire général includes a record of the year's work as well as a description of courses.

UNIVERSITIES

Acadia University.—Report of the Governors. Annual. 30-40 pp. Obtainable from the University, Wolfville, N.S.

Alberta, University of.—Report of the Board of Governors and the President. Annual, 30-40 pp. Obtainable from the University, Edmonton.

British Columbia, University of.—President's Report. Annual. About 30 pages. Obtainable from the University, Vancouver.

Dalhousie University.—President's Report. Annual. Includes a financial statement. About 30 pages. Obtainable from the University, Halifax.

Laval, Université.—Annuaire général. Includes reports of university officers. Obtainable from the University, Québec.

Manitoba, University of.—President's Report. Annual. About 135 pages. Obtainable from the University, Winnipeg.

McGill University.—Annual Report. Includes financial statements. About 180 pages. Obtainable from the University, Montréal.

McMaster University.—President's Report. Annual. 50-60 pp. Obtainable from the University, Hamilton.

Montréal, Université de.—Annuaire général. Includes several appendices on events and work of the year. Obtainable from the Secretary of the University, Montréal.

Ottawa, University of.—Report of the Rector. Annual. About 100 pages. Obtainable from the University, Ottawa.

Queen's University.—Principal's Report. Annual. Contains a summary of the year's work in all Faculties or Departments, including the Registrar's and Treasurer's Report. 120 pp. Obtainable from the University, Kingston, Ont.

Saskatchewan, University of.—President's Report. Annual. 50-100 pp. Includes financial statements. Obtainable from the University, Saskatoon.

Toronto, University of.—Annual Report of the President. A document of 200-250 pages reviewing all departments of the University's work. (In recent years it has also been printed in the Report of the Board of Governors.) University of Toronto Press, Toronto.

Toronto, University of.—Annual Report of the Board of Governors. Of recent years a document of more than 300 pages, including the President's Report on all Departments, detailed financial statement, etc. Queen's Printer, Toronto.

Western Ontario, University of.—Report of the President. Annual, about 60 pages, mimeographed. Obtainable from the University, London, Ont.

ORGANIZATIONS

Canadian Association of University Business Officers.—Annual Report. About 60 pages. Obtainable from A. Wilkinson, Secretary-Treasurer, Hart House, University of Toronto, Toronto, Ont.

Canadian Social Science Research Council.—Annual Report. Obtainable from the Secretary, 661 Island Park Drive, Ottawa, Ont.

Humanities Research Council of Canada.—Annual Report. Obtainable from the Secretary, 661 Island Park Drive, Ottawa, Ont.

National Conference of Canadian Universities.—Annual Report. About 100 pages. Obtainable from E.A. Walker, Secretary-Treasurer, Queen's University, Kingston, Ont.

Universities Bureau of the British Empire.—The Yearbook of the Universities of the Empire. Lists the staff and gives general information concerning Canadian universities, as also for those in other parts of the British Empire. Published by G. Bell and Sons, London, Eng.

World University Service of Canada.—Annual Report. About 30 pages. Obtainable from the Executive Secretary, 43 St. George St., Toronto, Ont. This

organization, prior to 1951, was the International Student Service.

Yearbook of Canadian Universities.—Biennial. A summarized report of Canadian Universities and affiliated colleges. Information on staff, courses, fees, control and admission requirements of the independent and affiliated degree-granting institutions of higher education. Issued under the auspices of the National Conference of Canadian Universities, Editor K. P. R. Neville, Ph.D., LL.D., London, Ont.

BIOGRAPHICAL AND HISTORICAL

Antonlutti, H. Le Grand Séminaire de Saint-Hyacinthe. La Revue Dominicaine, Vol. 58, N. 2, 1952, pp. 194-198.

Audet, L.-P. L'Institution royale et la fondation McGill. Revue de l'Université Laval. Vol. 7, 1952, pp. 69-83, 167-79.

Audet, L.-P. Le système scolaire de la Province de Québec. Tome III: L'Institution Royale, les débuts, 1801-1825. Tome IV: L'Institution Royale, le déclin, 1825-1846. Québec, Les Presses Universitaires Laval, pp. 322, 416.

Baker, M. B. Queen's and the development of Northern Ontario. The Queen's Review, Vol. 24, No. 3, 1950, pp. 63-67.

Boissonnault, C.-M. La médecine à Laval en 1852. Revue de l'Université Laval, Vol. 5, 1951, pp. 894-903.

Bureau, R. Le premier docteur ès sciences "honoris causa" de l'Université Laval, Thomas-Sterry Hunt. Le Naturaliste Canadien, Vol. 79, 1952, pp. 321-323.

Carrière, G. Deus scientiarum Dominus, 1931-1951. Revue de l'Université d'Ottawa. Vol. 21, 1951, pp. 370-374.

Carrière, G. Le cardinal Villeneuve, O.M.I. et les universités canadiennes. Culture, Vol. 13, Nos. 1 and 2, pp. 31-42, 168-178.

Cleghorn, J. D. McGill University Museums. The Nautilus, Vol. 64, No. 2, October 1950.

Cousineau, J. Sens et portée du centenaire de l'Université Laval. Relations, Vol. 13, 1953, pp. 20-22.

Dewar, D. G. Queen's profiles. Office of Endowment and Public Relations of Queen's University, 1951, pp. 124.

Drolet, A. La bibliothèque de l'Université Laval. Vol. 7, 1952, pp. 34-41.

Farley, P. M. Le Collège Joliette, séminaire diocésain. La Société Canadienne d'Histoire de l'Eglise Catholique (Rapport 1949-50), pp. 37-53.

Fortier, J.-M. La Faculté de Théologie à Laval. Revue Eucharistique du Clergé, Vol. 55, 1952, pp. 494-498.

Fortin, L.-de-G. La Faculté d'Agriculture. Revue de l'Université Laval, Vol. 7, 1952, pp. 49-55, 129-144.

Giroux, G.-M. La Charte Royale de l'Université Laval. Revue du Notariat, Vol. 55, 1952, pp. 225-240.

Gordon, R. K. University beginnings in Alberta. Queen's Quarterly, Vol. 58, 1951, pp. 487-496.

Groulx, L. Documentaire. Henri Bourassa et la chaire d'histoire du Canada à l'Université de Montréal. Revue d'Histoire de l'Amérique Française. Vol. 6, 1952, pp. 430-439.

Lamarche, G. Le collège sur la colline: Petit historique du Collège Bourget de Rigaud. Rigaud, Edition de l'Echo de Bourget, 1951, pp. 197.

LaPlante, L. Un collège acadien en Nouvelle-Ecosse (Collège Sainte-Anne). Relations, Vol. 12, 1952, pp. 218-220.

Label, M. La Faculté des Lettres de Laval. Revue de l'Université Laval, Vol. 6, 1952, pp. 449-464.

Lussier, D. La Faculté des sciences sociales. Revue de l'Université Laval, Vol. 6, 1951, pp. 272-290.

Maheux, A. Centenaire de la Faculté de Médecine de l'Université Laval. L'Information Médicale et Paramédicale, Vol. 4, June 3, 1952, pp. 1, 5, 7.

Maheux, A. Le Séminaire de Québec en 1848. Revue de l'Université Laval, Vol. 6, 1952, pp. 701-709, 795-801.

Maheux, A. Les commencements de l'Université Laval. L'Action Universitaire, Vol. 18, No. 4, July 1952, pp. 46-52.

Maheux, A. L'Université Laval, a-t-elle été fondée en 1852? Amérique Française, Vol. 3, No. 5, 1951, pp. 46-49.

Maheux, A. L'Université Laval et la culture française en Canada. Culture, Vol. 13, No. 2, June 1952, pp. 117-126.

Maheux, A. Pourquoi l'université en 1852? Revue de l'Université Laval, Vol. 5, 1951, pp. 381-387.

Maheux, A. Rétrospectives, de 1852 à 1902. Revue de l'Université Laval, Vol. 6, 1951, pp. 266-271.

McPherson, Miss A. I. The McGill Physical Society: through the minute book. Canadian Association of Physicists, Bulletin, Vol. 6, No. 2, December 1950, pp. 7-9.

Monroe, D.C. The education of teachers seventy years ago. *The Educational Record*, January - March 1951, pp. 13-19.

Pelland, L. Notes sur la Faculté de Droit. *Revue de l'Université Laval*, Vol. 7, 1952, pp. 379-381.

Pouliot, A. La Faculté des Sciences. *Revue de l'Université Laval*, Vol. 6, 1952, pp. 378-382.

Provost, H. Historique de la Faculté des Arts. *L'Enseignement Secondaire*, Vol. 31, 1952, pp. I-IV, 1-6, 7-19, 10-30, Vol. 32, 1952, pp. 31-42, 43-103.

Provost, H. Les cent ans de la Faculté des Arts. *Revue de l'Université Laval*, Vol. 6, 1952, pp. 752-756.

Saint-Pierre, A. Réminiscences classiques. *La Revue Dominicaine*, Vol. 57, 1951, pp. 105-110.

Scammell, H.L. The rise and fall of a college (Pictou College, Nova Scotia). *The Dalhousie Review*, Vol. 32, No. 1, Spring 1952, pp. 35-44.

Shook, L.K. St. Michael's College: the formative years, 1850-1853. Report of the Canadian Catholic Historical Association, 1950, pp. 3-21.

Shook, L.K. The coming of the Basilians to Assumption College. Early expansion of St. Michael's College. *The Canadian Catholic Historical Association Report*, 1951, pp. 59-73.

Smails, R.G.H. The story of commerce at Queen's. *The Queen's Commerce*, Vol. 6, No. 1, 1951.

Taillon, L. Au service de la culture française en Acadie. 1938-quinze ans de cours d'été-1952. Etude objective du problème scolaire acadien sous son aspect culturel (Université Saint-Joseph). Montréal, Fides, 1952, pp. 159.

Thomson, J.S. Sir Robert A. Falconer. *The Dalhousie Review*, Vol. 30, No. 4, January 1951, pp. 361-368.

Trépanier, E. La Faculté de philosophie. *Revue de l'Université Laval*, Vol. 6, 1951, pp. 174-185.

Watson, J.W. McMaster and the rural church. *The Fraternal*, London, England, April, 1949.

Wilhelm, J.O. 100 years of adult education: the Royal Canadian Institute. *Food for Thought*, Vol. 11, February 1951, pp. 13-16.

Williams, E.K. Legal education in Manitoba: 1913-1950. *Canadian Bar Review*, Vol. 28, 1950, pp. 759-779.

_____. Canadian graduate theses in the humanities and social sciences: 1921-1946. Ottawa, Queen's Printer, 1951, pp. 194.

_____. Twenty five years of child study: the development of the programme and review of the research at the Institute of Child Study, University of Toronto, 1926-1951. Toronto, University of Toronto Press, 1951, pp. XIV, 182.

ARTS AND SCIENCE

Angers, P. Notre cours classique en 1951. *Relations*, Vol. 11, 1951, pp. 150-153.

Boucher, P. Notes sur l'éducation artistique et populaire à l'université. *Pédagogie-Orientation*, Vol. 6, 1952, pp. 180-188.

Bowman, R. The artist in the university. *Perspective*, 1952.

Clark, S.D. and Keirstead, B.S. The social sciences in Canada. Royal Commission Studies, Queen's Printer, Ottawa, 1951.

Décarie, V. L'enseignement de la philosophie dans nos collèges et nos universités. *Culture*, Vol. 13, No. 1, March 1952, pp. 56-62.

DeKoninck, C. La philosophie au Canada de langue française. Royal Commission Studies, Ottawa, Queen's Printer, 1951, pp. 135-143.

Déziel, J. L'histoire de l'art au collège classique. *L'Enseignement Secondaire*, Vol. 31, 1952, pp. 157-160, 229-233.

Garneau, R. La littérature. Royal Commission Studies, Ottawa, Queen's Printer, pp. 83-97.

Gauthier, A. Les mathématiques. Royal Commission Studies, Ottawa, Queen's Printer, 1951, pp. 301-316.

Grant, G.P. Philosophy. Royal Commission Studies, Ottawa, Queen's Printer, 1951, pp. 113-133.

Grenier, F. L'enseignement d'histoire dans nos collèges classiques. *L'Enseignement Secondaire*, Vol. 32, 1952, pp. 33-43.

Gudmundson, F. Inaugural Address, Foundation Committee on the Icelandic Chair, The University of Manitoba, December 1951.

Hall, O. Sociological research in the field of medicine: progress and prospects. *American Sociological Review*, Vol. 16, No. 5, October 1951.

Hare, F.K. Geography, a science or a social study? *Educational Record*, October 1950, pp. 212-217.

Hiscocks, C.R. The place of political science in Canadian education. Inaugural Lecture, the University of Manitoba Press, 1952.

Hodgetts, J.E. Dives and Lazarus: Three reports on the teaching of political science. *Canadian Journal of Economics and Political Science*, Vol. 18, 1952, pp. 176-186.

Irving, J.A. (ed.). One hundred years of Canadian philosophy. *Philosophy in Canada: A Symposium*, Toronto, University of Toronto Press, 1952, pp. 6-26.

Joliat, E.A. The use of machines in the teaching of French at University College. *Canadian Modern Language Review*, Spring 1952, pp. 5-6.

Jones, E.M. and Holroyd, F. The theatre and other expressive arts in the university. *Culture*, Vol. 12, No. 2, June 1951, pp. 143-156.

Katz, L. Nuclear physics research at the University of Saskatchewan. *The Saskatchewan Engineer*, 1952.

Lebel, M. Congrès des humanités à l'Université Laval. *L'Enseignement Secondaire*, Vol. 32, 1952, pp. 24-30.

Lecoutey, A. L'éducation artistique au collège. *Arts et Pensée*, Vol. 2, 1952, pp. 111-113.

Levesque, G.-H. Humanisme et sciences sociales. *Canadian Journal of Economics and Political Science*, 1952, pp. 263-270.

Line, W. Psychology. Royal Commission Studies, Ottawa, Queen's Printer, 1951, pp. 145-163.

Lortie, L. Les sciences. Royal Commission Studies, Ottawa, Queen's Printer, 1951, pp. 289-300.

Lortie, L. The B.A. degree in our French-speaking universities. *Culture*, Vol. 13, No. 1, March 1952, pp. 21-30.

Luchins, A.S. The project method of teaching psychology; a rejoinder to Dr. Cason. *Journal of General Psychology*, Vol. 44, Feb. 1951, pp. 183-187.

Mailloux, N. La psychologie. Royal Commission Studies, Ottawa, Queen's Printer, 1951, pp. 165-177.

McCourt, E.A. Canadian Letters. Royal Commission Studies, Queen's Printer, Ottawa, 1951, pp. 67-82.

Neatby, H. National history. Royal Commission Studies, Queen's Printer, Ottawa, 1951, pp. 205-216.

Nicolas, N.V. Les études orientales à l'Université de Montréal. *L'Action Universitaire*, Vol. 17, June 1951, pp. 22-34.

Peter, J.D. New lamps for old: modern critical methods and the teaching of English. *Canadian Conference of University Teachers of English*, Toronto, May, 1952.

Putnam, D.F. Geography is a practical subject. *Geography in the Twentieth Century*, G. Taylor (ed.), New York, Philosophical Library, 1951, pp. 395-417.

Robinson, J.L. Geography in the universities of Canada. *Canadian Geographical Journal*, Vol. 43, 1951, pp. 180-183.

Rudnycky, J.B. Slavic studies in Canada in 1950. *Slavistica*, No. 9, Winnipeg, pp. 48.

Scharlett, E.P. A Chancellor pleads for the humanities. *Saturday Night*, Dec. 20, 1952, pp. 9, 22.

Smith, W.C. The comparative study of religion. Faculty of Divinity, Inaugural Lectures, McGill University, July 1950.

Spinks, J.W.T. The Natural Sciences. Royal Commission Studies, Queen's Printer, Ottawa, 1951, pp. 261-288.

Stamp, L.D. Geography in Canadian universities. *Canadian Social Science Research Council*, Ottawa, 1951, pp. 75.

Tremblay, M. et Faucher, A. L'enseignement des sciences sociales au Canada de langue française. Royal Commission Studies, Ottawa, Queen's Printer, 1951, pp. 191-203.

Wallace, M.W. The humanities. Royal Commission Studies, Ottawa, Queen's Printer, 1951, pp. 99-118.

Wallace, P.R. Theoretical physics in Canada. *Physics in Canada*, 1950, p. 29.

_____. Graduate theses in Canadian history and related subjects. *Canadian Historical Review*, Vol. 32, 1951, pp. 370-376. This is the twenty-fourth annual list.

_____. Scholarly reporting in the humanities. Ottawa, Humanities Research Council, 1951, pp. vi, 50.

_____. The Humanities Research Council of Canada, Third Report, 1949-51. Secretary of the Council, 2313 Carling Ave., Ottawa, pp. 48.

PROFESSIONAL COURSES

Blatz, W.E. Freud and the Institute. *Institute of Child Study Bulletin*, University of Toronto, No. 48, Winter, 1951.

Brouillet, I. La recherche à Polytechnique. *Annales de L'ACFAS*, Vol. 17, 1951, pp. 66-70.

Brown, R.W. Education in the dairy field. *Agricultural Institute Review*, March 1951, pp. 74-77.

Byrd, K.F. The teaching of Canadian income tax theory and practice. *The Canadian Chartered Accountant*, Toronto, Vol. 58, No. 4, April 1951, pp. 171-178.

Byrd, K.F. The university contribution to education in accountancy. *Accounting Research*, Cambridge University Press, Vol. 3, No. 1, January 1952, pp. 24-27.

Cameron, D.E. Postgraduate instruction in psychotherapy in the university. *Journal of the Association of American Medical Colleges*, September 1950.

Common, R.H. Objectives in agricultural chemistry. *Agricultural Institute Review*, Vol. 6, 1951, pp. 11-15.

Cooper, J.C. McGill's Institute of International Air Law. *Canadian Bar Review*, May 1951, pp. 515-519.

Copping, G.A. The training of a medical specialist. *McGill Medical Journal*, Vol. 21, No. 1, 1952.

Doupe, J. Defence medical research. *Manitoba Medical Journal*, Vol. 23, No. 4, February 1952.

Ettinger, G.H. Medical research. Royal Commission Studies: A Selection of Essays Prepared for the Royal Commission on National Development in the Arts, Letters and Sciences, Ottawa, Queen's Printer, 1951, pp. 317-336.

Fidler, Miss N.D. Nursing research in Canada. *Canadian Nurse*, Feb. 1952, pp. 114-115.

Fogarty, W.P. Pre-professional training for Engineering. *Journal of Education*, Oct. 1952, pp. 33-37.

Gaudefroy, H. Engineering education in Canada. *Revue Trimestrielle Canadienne*, Vol. 37, 1951, pp. 227-238.

Graham, R. P. A survey of some young graduates in Chemistry. *Chemistry in Canada*, Vol. 2, May 1950, pp. 33-34.

Grandpré, M. de. La recherche en pédagogie à l'Ecole Normale Secondaire. *L'Enseignement Secondaire*, Vol. 31, 1952, pp. 244-249.

Hardy, R. M. Engineering education and the employer. *Engineering Journal*, Vol. 33, 1950, pp. 956-963.

Jaffary, S. K. Social work education at the crossroads: implications for Canada. *Canadian Welfare*, Vol. 28, No. 2, June 1952, pp. 26-29.

Joly, R. Le Centre d'Information pédagogique (Université Laval). *L'Enseignement Secondaire*, Vol. 31, 1951, pp. 10-14.

M.-Léopold. Remarques sur les examens de la licence en sciences comptables, 1951. *Hermès*, Vol. 1, No. 2, 1951, pp. 48-51.

Matthews, T. H. The training of university teachers. *Universities Quarterly*, May 1951.

Morgan, J. S. Social work education at the crossroads: new days—new ways. *Canadian Welfare*, Vol. 28, No. 2, June 1952, pp. 23-26.

Murray, F. B. Graduate studies in Library Science, (short Bibliography). *Canadian Library Association Bulletin*, March 1950, pp. 191-192.

Northway, M. L. The contribution of research (University of Toronto Institute of Child Study). *Food for Thought*, Vol. 12, No. 2, 1951, pp. 15-19.

Paplauskas-Ramunas, A. Clef méthodologique pour l'enseignement de l'histoire de la pédagogie. *L'Enseignement Secondaire*, Vol. 30, 1951, pp. 204-213.

Penfield, W. The state and medical research. *Health Magazine*, July-August 1950.

Preston, R. A. The Canadian Services Colleges, educating for war and peace. *The Dalhousie Review*, Vol. 32, No. 3, Autumn 1952, pp. 165-173.

Rae, W. J. and O'Neill, J. B. The University of Saskatchewan serves the poultry industry. *Agricultural Institute Review*, May, 1951.

Robertson, J. K. Teaching of physics to premedical students. *American Journal of Physics*, Vol. 19, No. 2, 1951, p. 131.

Saint-Denis, H. The course of Missology at the University of Ottawa. *World-mission* (Washington), Vol. 2, 1951, pp. 107-110.

Sipherd, L. W. University training for careers in business. *The Business Quarterly*, Vol. 15, No. 2, 1950, p. 69.

Sipherd, L. W. and Thompson, W. A. The university and executive training. *Business Quarterly*, Vol. 16, No. 4, 1951-52, pp. 219-227.

Smyth, J. E. The criteria for professional status. *The Canadian Chartered Accountant*, Vol. 58, No. 6, June 1951, pp. 271-284.

St-Jean, A. La recherche en pédagogie au Canada. *Canadian Education*, Vol. 6, No. 4, 1951, pp. 58-71.

Summers, J. L. The teaching of hospital pharmacy. *Bulletin of the Canadian Conference of Pharmacy Faculties*, Vol. 4, 1951, p. 33.

Thornton, H. R. The inadequacy of the Canadian dairy research program. *Agricultural Institute of Canada Review*, March, 1951.

Thorsteinson, A. J. Modern trends in entomology. *Winnipeg Scientific Society*, December, 1951.

Tupper, K. F. Engineers and the boom. *Saturday Night*, Oct. 25, 1952, pp. 1, 24.

Tupper, K. F. The teaching of applied science in Canada. *Royal Commission Studies*, Queen's Printer, Ottawa, 1951, pp. 337-352.

Wright, C. A. Should the profession control legal education? The Law Society of Upper Canada, a professional monopoly. *Journal of Legal Education*, Vol. 3, 1950, p. 1.

_____. Educational research in Canada. *Canadian Education*, Vol. 7, No. 1, 1951, pp. 66-71.

_____. Le Service social psychiatrique à l'Ecole de Service social de Laval. *Service Social*, Vol. 1, 1951, pp. 168-174.

GENERAL

Allison, H. M. B. The second best in university—not good enough. *School Progress*, Oct.—Nov. 1952, pp. 25-26.

Angers, F.-A. Les solutions du rapport Massey. *L'Action Nationale*, Vol. 39, 1952, pp. 87-120, 214-245, 261-299.

Angers, P. Les intellectuels catholiques et l'université moderne. *Relations*, Vol. 11, 1951, pp. 327-330.

Blanchet, E. La mission de l'Université catholique. *Revue de l'Université Laval*, Vol. 7, 1952, pp. 239-247.

Conant, J. B. Le collège régional à cours universitaire de deux ans. *Revue d'Oka*, Vol. 25, 1951, pp. 167-172.

Désy, J. L'université et l'Etat. *Revue de l'Université Laval*, Vol. 7, 1952, pp. 205-219.

Douglas, A. V. The International Federation of University Women and scholarly research. *Bulletin of the Union of International Associations*, Brussels, August, 1950, pp. 4.

Douglas, A. V. University role in education. *University Woman's News Bulletin*, Jan. 1952, pp. 3-4.

Faribault, M. L'université dans la cité. *L'Action Universitaire*, Vol. 18, No. 4, 1952, pp. 28-39.

Gagnon, O. Cultural developments in the Province of Quebec: Minorities rights and privileges under the educational system. *University of Toronto Press*, 1952, pp. 21.

Gibson, J. A. The Canadian—UNESCO fellowships. *Food for Thought*, Vol. 11, January 1951, pp. 33-36.

Grandpré, M. de. Pour les bibliothèques de collèges. *L'Enseignement Secondaire*, Vol. 32, 1952, pp. 110-116.

Houle, J.-P. Le rapport Massey. *La Nouvelle Revue Canadienne*. Vol. 1, No. 5, 1951, pp. 1-8.

Huston, M. J. and Anderson, A. J. Financial position of university teachers. *Bulletin of the Canadian Conference of Pharmacy Faculties*, Vol. 4, No. 2, 1951, p. 20.

Irving, J. A. Towards a philosophy of education for Canada. *Alberta Teachers' Association Magazine*, Vol. 31, No. 9, May 1951, pp. 8-11, 58.

Ivanov, P. P. Le Centre Catholique de l'Université d'Ottawa. Son idée et sa mission. *Revue de l'Université d'Ottawa*, Vol. 21, 1951, pp. 173-177.

Kidd, J. R. (ed). *Adult education in Canada*. Toronto, Canadian Association for Adult Education, 1950, pp. xii, 249.

Lazure, D. Fédération nationale des Etudiants universitaires canadiens et Union internationale des Etudiants. *Relations*, Vol. 12, 1952, pp. 50-52.

Leddy, J. F. The proper place of extra-curricular activities in the student's programme. *Proceedings of the Twenty-seventh Meeting of the National Conference of Canadian Universities*, 1951, pp. 16-18.

Lefebvre, L.-J. Les collèges classiques et leurs problèmes. *L'Enseignement Secondaire*, Vol. 31, 1952, pp. 149-156.

Léger, P.-E. Le rôle de l'université catholique. *Revue de l'Université Laval*, Vol. 6, 1951, pp. 247-255.

Lortie, L. Adult education in French Canada. *Food for Thought*, October, 1952, pp. 34-36.

MacKenzie, N. A. M. Some general problems of education. *Canadian Education*, Vol. 6, December 1950, pp. 34-46.

Martin, P. Les universités canadiennes dans le monde moderne. *Revue de l'Université d'Ottawa*, Vol. 22, 1952, pp. 422-430.

Maud, J. The significance of adult education. *Food for Thought*, Vol. 11, March 1951, pp. 21-26.

Nicholson, P. J. The universities as the custodians of western civilization. *Proceedings of the Twenty-seventh Meeting of the National Conference of Canadian Universities*, 1951, pp. 10-13.

Nicolls, R. V. V. National Research Council of Canada in Great Britain. *Canadian Chemistry and Process Industries*, Vol. 33, March 1950, pp. 230-231.

Paplauskas-Ramunas, A. Le Centre Catholique de l'Université d'Ottawa. *Revue de l'Université d'Ottawa*, Vol. 21, 1951, pp. 173-177.

Paplauskas-Ramunas, A. La mission de l'université. A l'occasion du congrès de Pax Romana 1952. *Revue de l'Université d'Ottawa*, Vol. 22, 1952, pp. 267-284.

Provost, H. L'Université Laval et la vie nationale. *L'Action Nationale*, Vol. 39, 1952, pp. 353-360.

Sheffield, E. F. The allocation of administrative responsibilities in the liberal arts college. *College and University*, Jan. 1951, pp. 236-246.

Sheffield, E. F. Shaping university extension policy. *Food for Thought*, Vol. 11, March 1951, pp. 31-33.

Tillyard, E. M. W. Reflections on a Ph. D. thesis. *Queen's Quarterly*, 1952-53, pp. 440-446.

Vandry, Msgr. F. French culture and Canadian civilization. *The Dalhousie Review*, Vol. 31, No. 2, Summer 1951, pp. 73-81.


Wallace, R. C. Religion, Science and the modern world, being the Chancellor's Lectures delivered at Queen's University, 1951. Ryerson Press, Toronto, January 1952, pp. 66.

Wallace, R. C. Significant trends in education. *Ontario Education Association, 1950 Year Book and Proceedings*, pp. 32-35.

_____. Les nouvelles armes de l'Université Laval. *Revue de l'Université Laval*, Vol. 7, 1952, pp. 103-104.

_____. The National Research Council Review, 1952. Ottawa, Queen's Printer, 1953, pp. 271.

STATISTICS CANADA LIBRARY
BIBLIOTHEQUE STATISTIQUE CANADA



1010494452

DATE DUE

JAN - 6 1976

AUG 15 2002

CAT. NO. 1137

