

81-403

C12


DOMINION OF CANADA
DOMINION BUREAU OF STATISTICS

STANFORD
LIBRARIES




SURVEY OF LIBRARIES IN CANADA, 1936-38

(BEING PART III OF THE BIENNIAL SURVEY OF EDUCATION
IN CANADA, 1936-38)



Published by Authority of the Hon. W. D. Euler, M.P.
Minister of Trade and Commerce



OTTAWA
J. O. PATENAUDE, L.S.O.
PRINTER TO THE KING'S MOST EXCELLENT MAJESTY
1939

ce, 35 cents

Sn-recat.



DOMINION OF CANADA
DOMINION BUREAU OF STATISTICS.

Library.

SURVEY OF LIBRARIES IN CANADA, 1936-38

(BEING PART III OF THE BIENNIAL SURVEY OF EDUCATION
IN CANADA, 1936-38)

Published by Authority of the Hon. W. D. Euler, M.P.
Minister of Trade and Commerce



OTTAWA
J. O. PATENAUDE, I.S.O.
PRINTER TO THE KING'S MOST EXCELLENT MAJESTY
1939

En-rect.

PREFACE

The Survey of Libraries in Canada appears this time in a changed format, though with information corresponding to that of the three editions immediately preceding. Statistical data in this edition relate in the main to the calendar year 1937, thus continuing the biennial series begun for 1931.

The chief innovations in the contents of Part I are the details given for the public libraries of larger cities, and a record of librarians' salaries in all classes of library. The information on type of reading, too, is new. Part II lists hospital libraries for the first time, and gives certain information for individual public and university libraries that has not appeared before.

The Survey has again been prepared in the Education Branch of the Bureau under the supervision of J. E. Robbins, Ph.D.

R. H. COATS,
Dominion Statistician.

DOMINION BUREAU OF STATISTICS,
November, 1938.

CONTENTS

Part I—Summary and Analysis of Data

	Page
FOREWORD.....	5
Chapter	
I. Public Libraries—	
Library Standards in Cities.....	11
The Salaries of Librarians.....	12
Who Uses the Libraries.....	14
What they Read.....	16
Circulating Picture Collections.....	19
Art and Museum Exhibits.....	20
Financial Support.....	20
Regional Libraries.....	21
Travelling Libraries.....	24
Open Shelf Libraries.....	27
Provincial Departments or Commissions.....	28
II. University, College and Professional School Libraries.....	29
III. Business, Technical Society and Government Libraries.....	33
IV. School Libraries—	
Current Notes on the School Library Situation.....	35
V. Hospital Libraries.....	41
VI. Librarians, Their Training Centres and Associations—	
Librarianship as a Profession.....	44
Schools of Library Science.....	45
Library Associations.....	45
Appendix—Recent Publications on Canadian Libraries.....	46

Part II—Libraries Listed Individually

I. Public Libraries.....	50
II. University, College and Professional School Libraries.....	64
III. Business, Technical Society and Government Libraries.....	69
IV. Hospital Libraries.....	72

NEW DATA IN PART II: (1) Hospital libraries are listed this year for the first time; (2) Days and hours that individual public libraries are open weekly, and expenditure of public libraries; (3) Number of seats for readers in individual university and college libraries.

FOREWORD

The success of our democratic form of government depends on our citizens being intelligent and well informed—depends, that is, on widespread education. Our public schools provide the basis, but why do we expend effort and money teaching young people to read and investigate, where no facilities for reading and investigation are available to them afterwards? Wherever it exists, the library carries on and gives permanent value to the work of the schools. Our educational system is incomplete until our libraries reach everyone. (From *The Equal Chance*, a bulletin published by the American Library Association, Chicago.)

It would be foolish and unjust to fail to acknowledge the fact that the American public library, as it stands to-day, is a remarkable achievement, indeed, one of the outstanding American contributions to civilization. I know of no department in our national life that exhibits a greater proportion of able and devoted leaders, men and women of outstanding personality whose work will live on beyond them, beneficently. They have laid a broad base for an institution that will have an even greater future when it shall boldly take to itself the leadership in adult education which it alone is capable of developing, and shall make itself over into a people's university, sound bulwark of a democratic state. (From *The Public Library—A People's University*, by Alvin Johnson. Published by the American Association for Adult Education, New York.)

These two quotations indicate something of the future that is visualized for the public library in the United States by some of its closest students. In Canada the public library has come far short of attaining the position it has reached there. Using circulation¹ per capita as a measure, we find Ontario the only province in which the volume of library work is as great as in the average state; in the Dominion as a whole the figure is just half as high, and Ontario's is less than half of California's. But this is not to say that they have not the same future before them.

In the United States the proportion of the population without public library service at all is about one-third. A glance at the chart on the next page is enough to show that it is higher here.² A higher percentage of rural population in Canada accounts for part of the difference, but rural residence can no longer be considered an insuperable obstacle to satisfactory library service after the demonstrations of the last few years in British Columbia and Prince Edward Island.

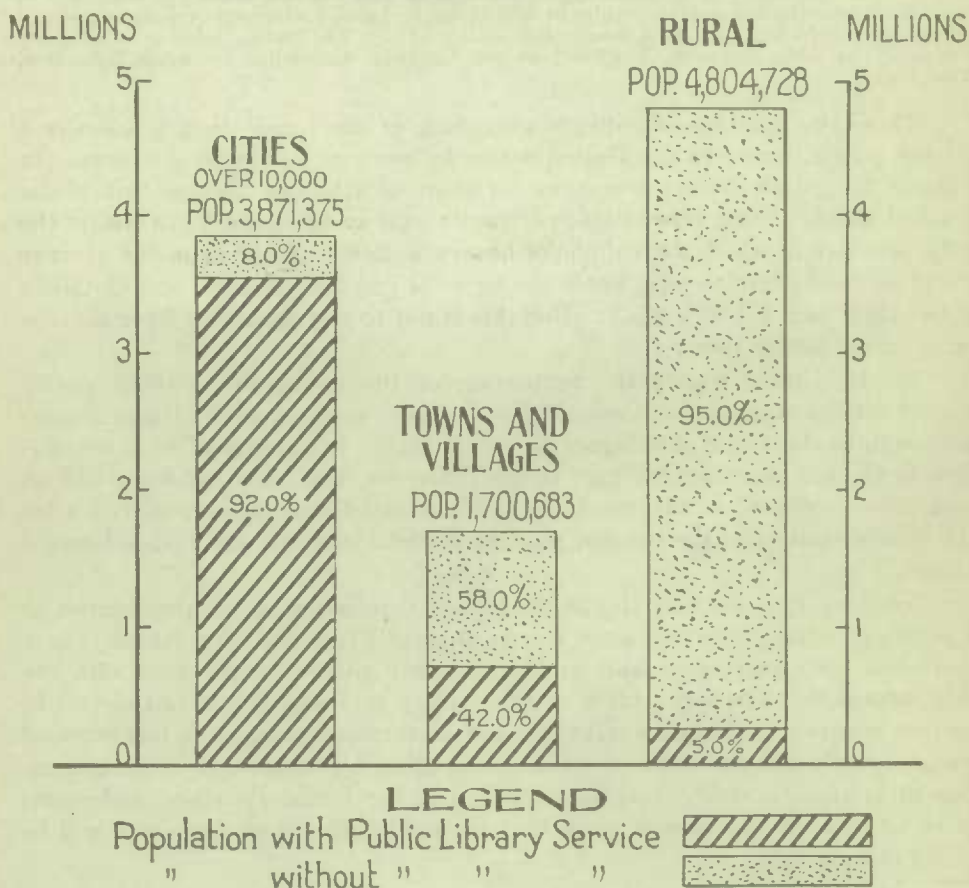
Nowhere in Canada is the public library demonstrating its possibilities as a centre of adult education more clearly than in Prince Edward Island, where there has been a province-wide growth of study clubs in connection with the local branches. The last edition of this Survey reviewed the record of collaboration between the libraries and study groups throughout Canada, but revealed comparatively few instances of a lead being given by libraries in the organization of systematic study, such as happened in the Island Province, and seems to be an omen of the greater place that the public library of the future will be called upon to fill.

¹ There is in some quarters a tendency to minimize the value of comparisons of circulation by reason of every book being given equal weight in them. The most insignificant book counts just the same as a volume by one of the immortals of literature. But this criticism may have been overdone. The variation in value of the books borrowed must be roughly the same as the variation in the mental calibre of their authors, or of any considerable group of people, even the people using the library. A very mediocre book probably means relatively as much to a mediocre mind as the best book means to a superior mind. If it is reasonable to count the people using the library, in fact if it is reasonable to add up the number of individuals living in a locality and call the total its population, it is reasonable to count the books they read. Either total has its limitations, but considering their relative homogeneity, it can at least be said that no two units in the total of persons are quite the same, whereas the same book may be counted many times in the year's circulation.

² Persons who are more interested in creating a desired state of mind than in making an exact statement may say that the Canadian population without library service is higher than the approximate 60 p.c. shown in the chart. The proportion without good service is doubtless higher; but this is another matter. In the figures from which the chart is made a community was counted as having public library service if there was a library within its municipal boundaries open to participation on the part of all residents.

There are, of course, many problems to be met before the libraries can reach out to the possibilities that lie ahead—problems of book selection, of staff selection and training, and the problem of adequate financial support, to mention a few. It is hardly likely that the majority of them can be satisfactorily met

PROPORTION OF CANADA'S POPULATION WITH AND WITHOUT PUBLIC LIBRARY SERVICE



by the efforts of the isolated library on its own behalf. Many friends of the libraries look forward to the time, for instance, when certification of librarians must meet provincial standards as in the case of school teachers, and when books may be bought, or made to order, on a co-operative basis in much the same way as school books are made available through the provincial Text-Book

Bureaus. Some anticipate financial aid on a broader basis, especially in meeting the problem of rural library provision.³ But all agree that much can be achieved without great capital outlay on the part of Governments, simply by the establishment of a central means of stimulating and directing library effort, such as operates to date in only three or four provinces. British Columbia has its Public Library Commission, Ontario has its Public Libraries Branch in the Department of Education, Prince Edward Island has the headquarters of its provincial system, and under legislation of 1938 Nova Scotia has established a Provincial Library Commission.

The obligations of the public library are not all to the adult population. More than a quarter of their patrons are boys and girls, and an increasing value is being recognized in close co-operation with the schools. A review of such arrangements was included in the last edition of this Survey. They are well established in many of the more active city libraries, and are an integral part of the system where regional library schemes are being developed. In a few instances, notably in Alberta, regional collaboration in the provision of books is developing between the schools of large areas where there are no public libraries on which to build, and it would be reasonable here to expect that the larger school areas might in time become also public library areas. Co-extensive areas for rural school and public library administration seems a logical arrangement; in Scotland both public libraries and schools are administered by the same board, the County Education Authority.

There are changes coming about within the schools themselves by reason of which they require greater library resources. The new programs of study place much less emphasis on a few text-books and call for many more volumes to serve as supplementary reading. Some of the Departments of Education are making substantial provision in the way of grants or free books in order to improve the schools' supply, but in spite of these the public libraries in practically all provinces report increased demands from the schools.

The grants of the Carnegie Corporation of New York made to some thirty college libraries with a view to improving the reading resources of students at the college level had to come to an end by 1937. In an attempt to throw some light on the practice of university and college authorities in making it easy for students to have access to the library, Chapter IV and the corresponding section of the Directory include information on library hours and seating provision. The practice in both respects is shown to vary widely.

It is at the university level and in Government and other special libraries that the provision of materials for advanced students and research workers calls for special attention. Some new data in this connection, such as the extent of borrowing books as between libraries, are indicated in this edition of the Survey. Table 22 suggests that a considerable amount of interchange takes place, even with the general lack of union catalogues that exists in Canada,

³ It is of interest to note the recent recommendation in the United States of the President's Advisory Committee on Education in this connection: "To fill one of the most glaring gaps in the educational system, the Committee therefore recommended grants to the States for rural library service, starting at \$2,000,000 during the fiscal year beginning July 1, 1939, increasing to \$4,000,000 during the year 1940-41, and to \$6,000,000 annually during the years 1941-45. These amounts would be allocated among the States in proportion to their total rural populations."

"In the opinion of the Committee, there are few fields of educational service in which grants as small as those recommended for rural library service will bring about results so large."

and in the absence of any comprehensive medium, such as England possesses in its National Central Library.⁴

The use of microphotography as an aid to research and the preservation of documents has begun to make its appearance in Canadian libraries. The larger libraries were questioned concerning its use, and the following reported possession of microfilm projection apparatus: The Toronto and Kitchener Public Libraries, Acadia University, McMaster University, St. Michael's College, the University of Toronto, and the Department of Agriculture at Ottawa.

In an article in *The Library Quarterly* (University of Chicago Press) for October, 1938, Dr. W. W. Bishop suggests four directions in which American and Canadian libraries might proceed in order to increase their value to the scholar. Since for purposes of scholarship the libraries of the two countries are in some measure parts of a single⁵ whole it seems worth while to quote these here:

"The next steps, which are easily foreseen in the integration of the resources of our American libraries, are fairly well defined. One of these is the increase and enlargement of regional agreements between major libraries as to their share in gathering certain types of materials. This is not likely to take the form of self-denying ordinances but it is much more certain to develop along the line of magnifying and increasing an interest in certain fields in which good beginnings have been made. . . .

"The second development is the creation of union catalogs in special fields. I believe that these will ultimately cover the resources of the whole United States and Canada. They might very well begin as local and regional union catalogs. They are certain to be very valuable as aids to investigation within their specialities. . . .

"The third development is almost certain to be a pooling of duplicates and provision for their exchange or sale on either a regional or a national basis. Few operations in libraries are at present conducted in a more haphazard fashion than the exchange of duplicates. . . .

"Finally, sound planning for the distribution of the materials of research on the basis of definite information as to holdings of the entire country is bound to come out of the actual necessities of our present predicament. Apparently all the big libraries of the United States have gone on the supposition that each one of them would develop into a British Museum or a Library of Congress. . . .

"If this planning is once begun and is continued for a decade or more, the result will be that a scholar can discover where his materials are, how they can be procured, and what it will cost him to get them. He should no longer grope in darkness hoping to discover by writing hither and yon the books and journals which he needs; but he should be able, on the basis of a fairly complete national union catalog and of the results of planning for the regional distribution of materials, to secure precisely those books which he discovers he needs, and that without prolonged delay. To reach this end we require money, first for surveys of existing conditions and existing collections; then for the development of tools such as union catalogs; later for the development of plans for purchase. This will undoubtedly include subsidies for placing important books and series in given areas. And finally, we must look forward to the day when a quick answer may be given to any inquirer looking for any particular book, telling him where it is and providing him either with the book itself or with a copy in convenient form at a reasonable cost."

⁴ The National Central Library in 1935 loaned over 47,000 books, nearly one-third of which were obtained from co-operating libraries. A further 30,000 books were loaned between libraries within their own regions, i.e., without passing through the Central Library. The number of entries in the national union catalogue at London exceeds 2,000,000, and at Cardiff 500,000.

⁵ Practical expression of this unity is found in such aids to scholarship as the "Union List of Serials in Libraries of the United States and Canada", "List of the Serial Publications of Foreign Governments, 1915-1931" (both edited by Winifred Gregory and published by the H. W. Wilson Co., New York), and the recent record of mediaeval manuscripts in the United States and Canada.

CHAPTER I

PUBLIC LIBRARIES

Previous editions of this Survey have set down certain qualifying considerations which should be kept in mind in interpreting public library statistics—especially the fact that population in some provinces is more rural than in others (remembering that rural-dwellers are more difficult to serve), and that church,* commercial and home libraries provide more of the public's reading in some provinces than in others. Without repeating these considerations at length a summary statement of public library work by provinces is presented herewith:

TABLE 1.—VOLUMES, CIRCULATION AND BORROWERS, 1937

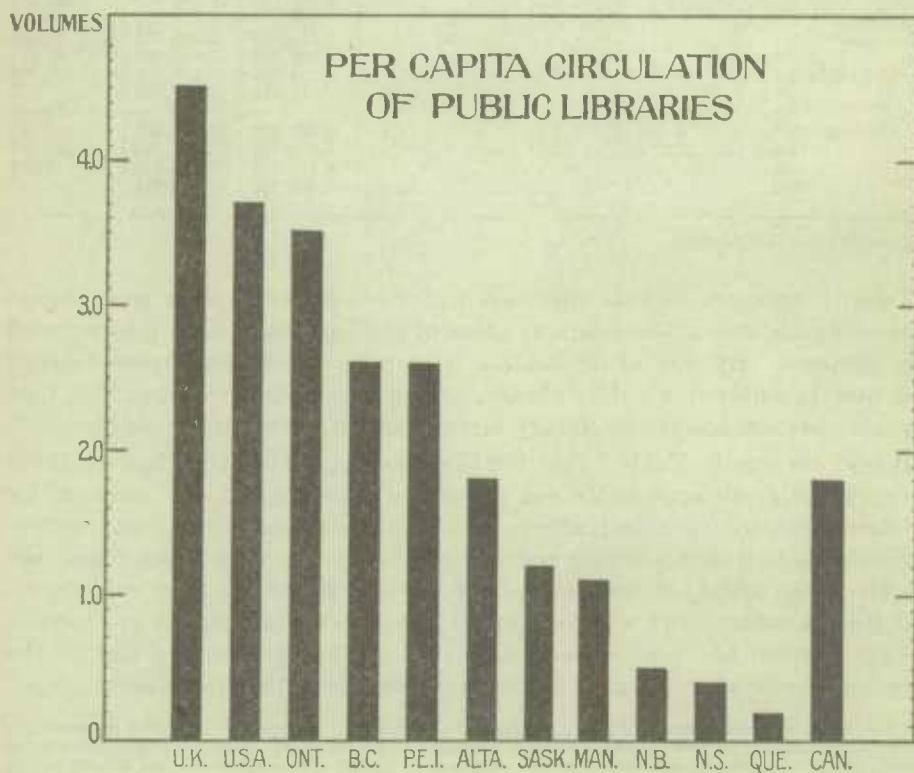
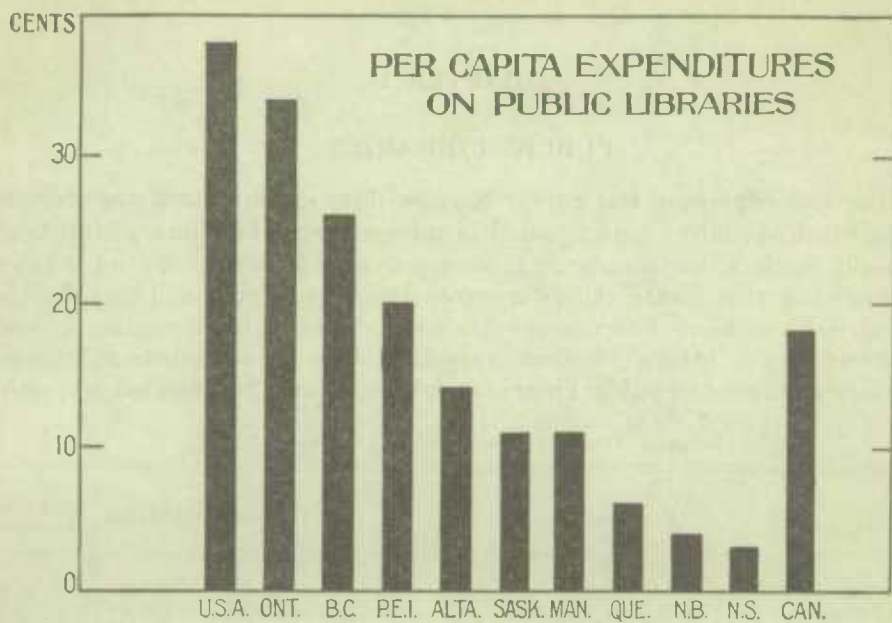
Province	Volumes	Circulation	Registered Borrowers
Prince Edward Island.....	44,981	240,641	28,448
Nova Scotia.....	115,068	202,534	19,185
New Brunswick.....	90,988	235,159	25,649
Quebec.....	611,664	672,656	28,700
Ontario.....	3,307,728	12,900,585	668,313
Manitoba.....	135,570	813,285	48,687
Saskatchewan.....	218,135	1,095,727	60,353
Alberta.....	246,980	1,417,519	61,911
British Columbia.....	284,306	1,971,569	120,664
Yukon.....	14,712	10,700	277
Canada—1937.....	5,070,132	19,560,375	1,062,187
1935.....	4,848,793	21,106,742	†1,097,247
1933.....	4,770,981	22,376,340	1,114,201
1931.....	4,516,206	21,135,354	—

† Revised since last Survey.

Table 1 does not include any record of the number of libraries, a figure that loses significance as considerable areas of the Dominion come into regional library systems. By way of illustration it may be noted that Prince Edward Island now has only one public library, in the administrative sense, but that the whole province has public library service from its two dozen branches.

It may be seen in Table 1 that the libraries' supply of books has increased considerably, though apparently not enough to maintain readers' interest, for circulation is lower. The drop affects six of the provinces. From some centres the reports showed such a severe reduction in circulation that a letter was sent to inquire if an error had not been made. The following is from a reply received from a western city: "I very much regret to say my figures are correct. Out City Council has been obliged to curtail the grant from the city to the library for several years past, with disastrous results to the circulation."

* A record of church or parish libraries in Quebec, the province where they are most numerous, is prepared quinquennially by the Quebec Bureau of Statistics. In 1933 there were 332 parishes reporting libraries. The population of these parishes was reported as 869,037. The libraries had 255,516 bound volumes, 36,257 pamphlets, etc., and 236 subscriptions to magazines and newspapers. The median size of a library was 470 volumes. The circulation of books was 336,757, and the expenditure for purchases of books, binding, etc., was \$3,659.



On the whole the amount of money available to the libraries for spending increased about 7 p.c. in the biennium. As will be seen in a later table, it reached two million dollars in 1937, but it is apparently still below the amount in pre-depression years. The earliest record available is for 1931, when expenditure for books was \$517,997 as compared with \$502,509 in 1937.

Library Standards in Cities

Fully 75 p.c. of public library expenditure is in cities with a population of more than 10,000, so it is of interest to compare the library appropriation and service of such centres in Canada with cities of the same size in the United States. The comparison may provide some indication of the adequacy of present library budgets in Canadian cities judged by international standards.

TABLE 2.—COMPARISON OF CITY LIBRARY WORK IN CANADA AND THE UNITED STATES

Population Group	Number of Cities	Volumes per capita (median)	Circulation per capita (median)	Registered Borrowers as p.c. of population	Library Appropriation per capita (mean)
Canada—					
200,000 and over.....	3	0.5	3.4	21.0	.59
100,000-199,999.....	2	1.0	3.9	26.0	.49
35,000- 99,999.....	9	1.0	6.8	29.2	.49
10,000- 34,999.....	32	1.2	7.2	40.2	.50
United States—					
200,000 and over.....	42	0.9	4.6	24.5	.60†
100,000-199,999.....	40	1.2	4.9	29.1	.58
35,000- 99,999.....	47	1.5	7.4	36.2	.84
10,000- 34,999.....	35	2.0	7.9	47.1	.67

† Not including New York.

By every measure, and in cities of all sizes, it will be noted, the Canadian figures are lower than those of the United States. We make less use of our libraries, but we spend less on them. We do not spend enough to equal the American standard of use. The comparison cannot, of course, take account of work done in reading and reference rooms.

The Canadian cities entering into the comparison of Table 2 are only those where the public library is a municipal institution. Montreal, where public library service is only in part from a municipal library, is not included. Twenty other centres with a population in excess of 10,000 are not included; in the majority of these there is no public library service at all. The last edition of this Survey showed that the total population of cities in this size-group lacking public library service was in excess of 300,000.

For the United States the record includes less than one-tenth of small cities—those with populations between 10,000 and 35,000—but those included are claimed to be representative. The data for individual cities, from which the foregoing summary is made, are published in the Bulletin of the American Library Association for April, 1938.

The population figures on which the calculations are based are those of the census of 1930 for the United States, the census of 1931 for Canada, except Prairie Province figures, which are for 1936. Growth in the intervening years has been more rapid in some centres than in others, thus reducing the accuracy of a comparison between individual cities, but it is in relatively few that it will be misleading, and the information corresponding to that of the above summary is accordingly given in Table 3, city by city. A column is added on length of the registration period to qualify the information on registered borrowers.

TABLE 3.—INTER-CITY COMPARISON OF PUBLIC LIBRARIES

	Population (1931)	Volumes per capita	Circulation per capita	Regis- tration period (years)	Reg. borrowers per cent of popu- lation	Local Appropri- ation (per capita)	Ordinary Expenditure		
							p.c. on books	p.c. on salaries	p.c. on other items
Toronto, Ont.....	631,207	0.9	5.3	3	28.0	.76	20.3	58.3	21.4
Vancouver, B.C.....	246,593	0.4	3.0	3	17.9	.37	22.4	55.9	21.7
Winnipeg, Man.....	*215,814	0.5	3.4	3	21.0	.35	31.5	48.7	19.8
Hamilton, Ont.....	155,547	0.9	4.2	3	22.1	.44	15.4	62.1	22.5
Ottawa, Ont.....	126,872	1.1	3.7	3	29.8	.55	23.9	44.4	31.7
Windsor, Ont.....	98,179	0.9	5.2	3	27.3	.47	28.7	53.6	17.7
Edmonton, Alta.....	* 85,774	1.2	6.8	2	23.3	.58	23.5	52.4	24.1
Calgary, Alta.....	* 83,407	0.7	6.2	3	29.2	.36	19.6	59.4	21.0
London, Ont.....	71,148	1.5	7.5	3	36.8	.58	33.1	49.6	17.3
Halifax, N.S.....	59,275	0.7	1.2	†	5.2	.09	†	†	†
Regina, Sask.....	* 53,354	0.9	7.6	3-2	59.3	.76	24.7	48.8	26.5
Saint John, N.B.....	47,514	1.3	3.2	5	20.7	.21	20.1	49.4	30.5
Victoria, B.C.....	† 44,974	1.2	8.4	3	48.2	.74	31.0	53.3	15.7
Saskatoon, Sask.....	* 41,734	1.0	8.7	2	33.2	.79	20.3	37.6	42.1
Kitchener, Ont.....	30,793	1.2	7.9	3	32.9	.53	38.6	41.2	20.2
Brantford, Ont.....	30,107	1.4	8.2	3	43.9	.41	33.8	45.3	20.9
Niagara Falls, Ont.....	* 26,790	1.1	7.5	3	33.8	.49	30.2	43.7	26.1
Fort William, Ont.....	26,277	1.7	7.3	3	42.4	.53	22.1	48.3	29.6
St. Catharines, Ont.....	24,753	1.3	11.2	1	40.2	.60	27.0	54.8	18.2
Westmount, Que.....	24,235	1.4	6.6	3	41.7	.89	31.6	39.3	29.1
Kingston, Ont.....	23,439	1.4	11.0	3	65.8	.56	26.4	59.0	14.6
Oshawa, Ont.....	23,439	0.7	5.8	3	46.6	.36	31.7	44.4	23.9
Sydney, N.S.....	23,089	0.3	0.9	†	34.2	†	†	†	†
Sault Ste. Marie, Ont.....	23,082	0.8	5.0	3	36.1	.38	28.0	59.7	12.3
Peterborough, Ont.....	22,327	1.3	7.8	2-3	25.0	.52	22.0	52.4	25.6
Guelph, Ont.....	21,075	1.7	11.5	5	42.5	.51	34.4	48.8	16.8
Moncton, N.B.....	20,689	0.6	2.8	10	54.2	.17	20.2	56.5	23.3
Port Arthur, Ont.....	19,818	0.8	5.8	†	50.4	.68	18.5	45.0	36.5
Moose Jaw, Sask.....	* 19,805	1.4	6.2	†	25.2	.55	25.5	45.0	29.5
Sudbury, Ont.....	18,518	0.4	2.2	2	8.0	.25	19.3	49.6	31.1
Sarnia, Ont.....	18,191	1.4	8.1	3	50.7	.65	38.4	42.6	19.0
Stratford, Ont.....	17,742	1.7	8.8	3	31.9	.50	32.5	29.5	38.0
New Westminster, B.C.....	17,524	0.8	6.1	3	29.7	.77	28.0	49.3	22.7
North Bay, Ont.....	15,528	1.0	6.3	†	49.0	.43	25.8	47.8	26.4
St. Thomas, Ont.....	15,430	1.8	10.5	3	43.7	.68	36.1	45.8	18.1
Shawinigan Falls, Que.....	15,345	0.2	0.3	†	†	†	†	†	†
Chatham, Ont.....	14,569	1.8	7.3	†	27.4	.60	27.2	47.5	25.3
Timmins, Ont.....	14,200	1.2	7.0	†	53.7	.42	41.0	39.4	19.6
Cal., Ont.....	14,006	0.9	5.9	†	55.5	.50	31.0	41.8	27.2
Belleville, Ont.....	13,790	1.2	8.4	3	40.4	.40	31.8	39.7	28.5
Lethbridge, Alta.....	* 13,523	1.4	8.4	3	51.0	.46	20.1	50.7	29.2
Owen Sound, Ont.....	12,839	1.7	8.8	3	32.0	.56	43.1	33.0	23.9
Woodstock, Ont.....	11,395	2.0	8.1	†	32.2	.48	43.7	36.3	20.0
Cornwall, Ont.....	11,126	1.1	4.1	3	18.1	.26	39.6	41.9	18.5
Prince Albert, Sask.....	* 11,049	0.6	2.3	†	10.6	.19	21.1	57.9	21.0
Welland, Ont.....	10,709	1.2	6.0	3	37.7	.39	24.2	32.6	43.2

* 1936 population.

† No fixed period.

‡ No information.

§ Including Oak Bay Municipality.

* Including Stamford Township.

The Salaries of Librarians

The last three columns of Table 3 show how the city libraries' expenditures are divided as between books, librarians' salaries, and other expenses. Table 4 gives the actual totals under these three categories for all libraries, by provinces:

TABLE 4.—PUBLIC LIBRARY EXPENDITURE IN CANADA, 1937

	Books, Periodicals and Book Repairs	Salaries (Librarian Staff)	All other Expendi- ture	Balance at end of year	Total
	\$	\$	\$	\$	\$
Prince Edward Island.....	5,576	9,256	4,726	-	19,558
Nova Scotia.....	4,435	5,890	3,720	718	14,763
New Brunswick.....	3,779	9,101	5,746	-639	17,717
Quebec.....	30,496	83,889	62,441	8,918	185,744
Ontario.....	327,648	629,625	306,297	45,571	1,309,141
Manitoba.....	26,309	38,856	15,985	281	81,431
Saskatchewan.....	24,934	43,724	30,276	1,597	100,531
Alberta.....	26,372	59,697	24,872	1,391	112,332
British Columbia.....	52,491	99,902	42,458	2,657	197,508
Yukon.....	469	850	440	1,002	2,761
Canada—1937.....	502,509	980,790	496,691	61,496	2,041,486
1935.....	448,251	951,895	-	-	-

When similar information for 1935 was presented, it was noted that Canadian libraries, according to international standards, do not spend a high enough proportion of the total on salaries. It is of interest to notice now that nearly twice as much of the two-year increase in appropriations went to books as to salaries, further increasing the disproportion.

At the time of the previous Survey no information was available on the actual salaries of librarians, but the omission has now been remedied. Table 5 summarizes a record of the salaries of full-time librarians, by regions.

TABLE 5.—ANNUAL SALARIES OF FULL-TIME LIBRARIANS, 1937

Annual Salary	Maritimes and Quebec		Ontario		Prairie Provinces		British Columbia		Canada		
	M	W	M	W	M	W	M	W	M	W	T
Less than \$500.....	-	-	11	72	-	4	-	2	11	78	89
\$ 500- 999.....	-	17	5	143	6	32	-	6	11	198	209
1,000-1,499.....	2	16	2	154	5	56	2	23	11	249	260
1,500-1,999.....	3	6	1	72	-	7	1	14	5	99	104
2,000-2,499.....	-	-	2	14	2	1	-	6	4	21	25
2,500-2,999.....	-	-	1	3	1	-	-	1	2	4	6
3,000-3,499.....	-	-	-	-	1	-	-	-	1	-	1
3,500 and over.....	-	-	4	1	-	-	1	-	5	1	6
Total.....	5	39	26	459	15	100	4	52	50	650	700

Since librarians, like teachers, are engaged in educational work, it is of interest to compare their salaries. Considerable space would be required to make the comparison in detail, but because half of all the librarians are in Ontario cities a comparison in their case will be of particular value. Table 6 is arranged in such a way as to make possible a comparison of library salaries with secondary school salaries alone, as well as with the salaries in all schools together because the length of training required for a diploma in librarianship is now approximately the same as for a high school teacher's diploma (one year in addition to a bachelor's degree) and this seems to constitute a reason for salaries of a comparable level.

TABLE 6.—ANNUAL SALARIES IN ONTARIO CITIES, 1937

Annual Salary	Men			Women		
	Librarians	All Teachers	Secondary Teachers	Librarians	All Teachers	Secondary Teachers
Less than \$500.....	-	-	-	8	290	-
\$ 500- 999.....	3	159	-	97	1,219	-
1,000-1,499.....	1	220	8	145	1,955	8
1,500-1,999.....	-	466	196	72	958	207
2,000-2,499.....	2	596	306	14	1,303	242
2,500-2,999.....	1	586	355	3	155	171
3,000-3,499.....	-	350	304	-	74	80
3,500 and over.....	4	281	229	1	74	83
Total.....	11	2,658	1,398	340	6,028	791

Among the women librarians this summary shows a definite shortage of positions at the higher-paying levels as compared with teachers. Only about 27 p.c. of the library positions pay as much as \$1,500; about 43 p.c. of women teachers receive more than \$1,500, and this includes practically all who are in secondary schools.

Pension Plans—Another disadvantage of the librarians in the matter of remuneration is the general lack of opportunity for them to participate in retirement plans. Teachers in the publicly-controlled schools of all provinces except Alberta now participate in superannuation plans, but an inquiry directed to the public libraries with full-time staffs brought word of librarians participating in similar plans only in a few cities, viz., Charlottetown (voluntary), Halifax (in part), Westmount, Ottawa, Winnipeg, Calgary, Edmonton, New Westminster, Vancouver and Victoria.

The Librarians' Working Week.—Nearly all of the 61 libraries reporting from cities with a population over 10,000 are open six days a week. The average is 5.7 days per week, and over 9.5 hours per day, making an average of 55.2 hours open per week. Individual staff members do not, of course, work all the time that these larger libraries are open.

The 37 smaller cities (population 5,000-10,000) are as a rule open six days a week, but for much shorter hours. The average is 5.5 days per week and 5.1 hours per open day, or 28.1 hours per week.

In towns with a population between 1,000 and 5,000 the 151 libraries are open on the average 4.1 days per week for 4.4 hours, making 18 hours weekly.

Smaller libraries open on the average three days a week, some considerably more, others no more than once. They report an average of 20.1 hours open.

Who Uses the Libraries

The first table in this Chapter shows the number of borrowers registered at the public libraries, viz., 1,062,187. Not all of the libraries can say what proportion of their readers are adults, but those who can (and they are a majority) report that more than a quarter of their patrons are boys and girls. It is of interest to note that this is approximately the same proportion that school enrolment bears to the total population of the country. The juvenile-adult ratio, however, varies very considerably as between different localities. A comparison by provinces in this respect was made in the last edition of this Survey.

This year the libraries were asked which borrowed more books, men or women. Not all could say, but among those who could, practically none said men, about one-fourth said there was no considerable difference, and three-fourths said that women borrowed more. It is of interest to remember in this connection that Canadian girls receive more schooling than boys, and that illiteracy is less common among Canadian women than men. It is a situation too, that may raise the question of adequate representation of women on public library boards.

In most cases men read in the libraries more than women. Among 104 libraries with reading or reference rooms, 75 said that men used them more than women, 8 that there was no noticeable difference, and 21 that women led in their use.

Length of Registration Period.—The number of borrowers registered at public libraries represent not quite 10 p.c. of the Dominion's population. An attempt was made in the questionnaire this year to obtain information that would help to indicate what proportion of these were borrowers of recent date. Each library was asked the length of its registration period, i.e., how long a borrower's name could remain on the records without re-registration. A summary of the information thus obtained is given in Table 7. It is arranged to show the variation in practice between provinces as well as between centres of different size.

The three-year registration period applies to nearly two-thirds of all borrowers and shorter periods for most of the others. In a few cases it is four or five years, and at Moncton, N.B., as much as ten years. In small communities where the librarian is acquainted with all of her patrons a formal re-registration is not always required.

TABLE 7.—NUMBER OF REGISTERED BORROWERS, CLASSIFIED BY PROVINCES AND COMMUNITIES OF VARIOUS SIZES, ACCORDING TO THE LENGTH OF REGISTRATION PERIOD

	One year or less	Two years	Three years	Four or five years	Not Stated	No Re-regis- tration	Total
Population groups—							
Under 5,000.....	70,657	11,443	7,948	2,081	22,222	30,132	144,483
5,000–10,000.....	8,346	14,465	13,907	2,568	24,194	28,937	92,417
10,000–15,000.....	7,769	—	22,656	3,673	8,799	3,987	46,884
15,000–20,000.....	325	1,489	35,881	—	17,597	5,190	60,482
20,000–25,000.....	11,121	4,257	55,075	—	7,900	11,220	89,573
25,000–50,000.....	771	13,857	56,149	8,832	1,000	—	80,609
50,000–100,000.....	5,185	20,000	98,463	—	115	3,100	126,863
100,000 and over.....	4,714	—	338,391	—	717	8,684	352,506
Regional Libraries.....	—	28,448	39,922	—	—	—	68,370
CANADA.....	108,888	93,959	668,392	17,154	82,544	91,250	1,062,187
Prince Edward Island.....	—	28,448	—	—	—	—	28,448
Nova Scotia.....	178	—	—	—	12,406	6,601	19,185
New Brunswick.....	200	800	—	8,832	1,380	14,437	25,649
Quebec.....	7,596	—	10,111	—	717	10,276	28,700
Ontario.....	83,360	18,593	447,658	8,322	61,294	49,086	668,313
Manitoba.....	3,447	—	45,240	—	—	—	48,687
Saskatchewan.....	8,041	17,233	21,117	—	6,447	7,515	60,353
Alberta.....	2,333	24,749	31,219	—	300	3,310	61,911
British Columbia.....	3,456	4,136	113,047	—	—	25	120,664
Yukon.....	277	—	—	—	—	—	277
CANADA.....	108,888	93,959	668,392	17,154	82,544	91,250	1,062,187

What They Read

An attempt has been made this year to classify both volumes and circulation under the three headings, (1) Adult fiction, (2) Adult Non-Fiction, and (3) Juvenile. It has been possible to do this to the extent of 80-odd per cent of the books, and the figures are set out in Table 8. They are relatively much more complete for some provinces than for others.

The classification of circulation for Ontario, representing about two-thirds of the Dominion total, shows about 56 p.c. adult fiction, 18 p.c. adult non-fiction and 26 p.c. juvenile. The children's proportion is much the same in Prince Edward Island, Manitoba and Alberta, but considerably lower elsewhere. In adult reading the proportion of non-fiction is highest in the Manitoba, Quebec and British Columbia libraries, and lowest in New Brunswick and Saskatchewan, if the Yukon be excepted.

TABLE 8.—CLASSIFICATION OF THE VOLUMES AND CIRCULATION OF PUBLIC LIBRARIES IN 1937

VOLUMES						
Province	Adult fiction	Adult non-fiction	Juvenile	Reference only	Not classified	Total
Prince Edward Island.....	13,007	19,002	11,960	1,012	-	44,981
Nova Scotia.....	9,920	4,330	3,190	706	96,922	115,068
New Brunswick.....	5,454	5,639	2,118	881	76,896	90,988
Quebec.....	50,315	42,713	9,982	135,528	373,126	611,664
Ontario.....	1,085,228	1,300,107	612,038	208,729	101,626	3,307,728
Manitoba.....	41,024	42,557	21,145	22,716	8,128	135,570
Saskatchewan.....	87,939	56,726	29,716	5,276	38,478	218,135
Alberta.....	42,936	41,531	26,490	8,047	127,976	246,980
British Columbia.....	76,627	95,254	42,760	38,888	30,777	284,306
Yukon.....	7,558	3,860	658	241	2,395	14,712
Canada.....	1,420,008	1,611,719	760,057	422,024	856,324	5,070,132

CIRCULATION						
Province	Adult fiction	Adult non-fiction	Juvenile	Reference only	Not classified	Total
Prince Edward Island.....	129,329	43,999	67,313	-	-	240,641
Nova Scotia.....	85,728	30,778	11,507	-	74,521	202,534
New Brunswick.....	145,189	33,495	24,858	-	31,617	235,159
Quebec.....	112,099	56,376	28,293	-	475,888	672,656
Ontario.....	7,091,215	2,243,053	3,321,560	-	244,757	12,900,585
Manitoba.....	344,562	191,956	152,615	-	124,152	813,285
Saskatchewan.....	677,827	171,259	202,221	-	44,420	1,095,727
Alberta.....	737,264	227,796	362,527	-	89,932	1,417,519
British Columbia.....	979,530	485,399	337,821	-	168,819	1,971,569
Yukon.....	3,800	300	100	-	6,500	10,700
Canada.....	10,306,543	3,484,411	4,508,815	-	1,260,606	19,560,375

The proportions shown in Table 8 for provinces as a whole are not at all uniform as between individual libraries in a province, so Table 9 is provided to compare individual cities. As fiction circulates much more rapidly than non-fiction, and children's books more rapidly than adults', it is useful to have this record for reference in conjunction with the figures of Table 3 on circulation per capita.

In general Table 9 shows that the greatest uniformity as between cities of different size is in the proportion of juvenile reading: by making three groups of the cities, according to size (10,000-24,999, 25,000-99,999, 100,000 and over)

it is found that the juvenile proportion is approximately one-fourth in each. There are marked differences, however, in adult reading. The larger the city, the higher the proportion of non-fiction; in the largest cities the percentage of non-fiction is twice as great as in the smallest—27.2 p.c. as compared with 13.6 p.c.

TABLE 9.—INTER-CITY COMPARISON OF TYPES OF BOOK CIRCULATED

Cities in order of Size	Total circulation	Per cent adult fiction	Per cent adult non-fiction	Per cent juvenile
Toronto.....	3,355,747	46.3	26.6	27.1
Vancouver.....	734,889	43.3	37.6	19.1
Winnipeg.....	¹ 681,149	49.8	27.8	22.4
Hamilton.....	656,168	49.9	18.1	32.0
Ottawa.....	470,352	34.3	30.2	35.5
Cities of population 100,000 and over.....	5,898,305	45.8	27.4	26.8
Windsor.....	514,720	46.0	20.3	33.7
Edmonton.....	580,062	69.5	14.9	15.6
Calgary.....	518,575	38.5	21.6	39.9
London.....	536,149	64.0	13.2	22.8
Halifax.....	71,831	67.8	32.2	0.0
Regina.....	403,867	61.1	19.2	19.7
Saint John.....	122,807	74.4	17.6	8.0
Victoria.....	377,217	59.0	24.1	16.9
Saskatoon.....	363,066	56.4	18.5	25.1
Kitchener.....	242,140	54.3	15.0	30.7
Brantford.....	246,663	60.3	14.1	25.6
Niagara Falls.....	201,366	64.1	10.1	25.8
Port William.....	193,000	59.3	16.4	24.3
Cities of population 25,000-99,999.....	4,371,463	57.7	17.8	24.5
St. Catharines.....	277,842	55.7	7.7	36.6
Kingston.....	258,704	67.5	12.0	20.5
Oshawa.....	136,957	54.3	15.7	30.0
Sault Ste. Marie.....	116,060	63.2	12.1	24.7
Peterborough.....	174,295	37.0	29.9	33.1
Guelph.....	242,132	59.2	15.3	25.5
Moncton.....	57,102	70.4	17.7	11.9
Port Arthur.....	115,011	71.1	10.0	18.9
Moose Jaw.....	121,757	81.1	11.8	7.1
Sudbury.....	40,385	64.8	9.8	25.4
Sarnia.....	147,747	51.9	16.6	31.5
Stratford.....	156,390	71.0	13.1	15.9
New Westminster.....	106,936	64.3	14.7	21.0
North Bay.....	97,166	54.9	12.1	33.0
St. Thomas.....	161,722	65.7	12.2	22.1
Chatham.....	106,465	64.4	15.1	20.5
Timmins.....	99,602	56.3	8.8	34.9
Galt.....	82,657	63.5	10.3	20.2
Bellefleur.....	115,626	66.8	13.9	19.3
Lethbridge.....	² 112,890	39.2	14.5	46.3
Owen Sound.....	113,387	53.9	8.3	37.8
Woodstock.....	91,984	69.8	13.6	16.6
Cornwall.....	45,680	73.6	8.4	18.0
Prince Albert.....	25,290	80.9	8.2	10.9
Cities of population 10,000-24,999.....	3,003,787	60.8	13.6	25.6
Prince Edward Island.....	240,641	53.7	18.3	28.0
Fraser Valley.....	234,068	52.1	18.5	29.4
Okanagan Valley.....	160,479	66.5	19.7	13.8
Regional Libraries, Total.....	635,188	56.4	18.7	24.9

¹ Not including circulation in city schools.² Not including circulation in rural schools.

In addition to classifying the circulation as fiction, non-fiction and juvenile, the non-fiction was further sub-divided, under the customary headings, in the

reports from libraries with a total circulation of 5,000 or more. This information has been compiled in such a way as to show the differences in non-fiction tastes as between the different provinces, and between communities of different size regardless of location. It is presented in Table 10. Some of the comparisons are of interest.

TABLE 10.—COMPARISON OF ADULT NON-FICTION READING BY PROVINCES AND IN COMMUNITIES OF VARIOUS SIZES

	Amount of non-fiction circulation classified	Per cent General Works	Per cent Philo- sophy	Per cent Religion	Per cent Sociology	Per cent Natural Science	
Provinces—							
Prince Edward Island.....	53,291	0.4	3.3	3.5	15.1	7.1	
Nova Scotia.....	10,105	0.2	3.8	1.7	2.5	9.3	
New Brunswick.....	29,160	2.9	3.2	2.8	6.9	4.2	
Quebec.....	30,487	2.8	4.1	1.4	7.8	5.8	
Ontario.....	2,000,185	5.9	4.1	2.8	7.3	4.9	
Manitoba.....	145,117	0.8	4.5	2.6	8.8	5.6	
Saskatchewan.....	130,721	0.2	4.6	3.2	8.7	4.3	
Alberta.....	93,569	0.4	5.8	3.8	9.1	5.4	
British Columbia.....	380,368	0.4	5.0	3.1	7.4	4.9	
Cities—							
100,000 and over.....	1,558,991	0.8	4.5	2.6	8.0	5.1	
25,000-99,999.....	567,911	5.3	4.8	3.2	7.8	4.7	
10,000-24,999.....	339,403	11.8	3.8	2.9	6.5	4.1	
5,000- 9,999.....	136,172	13.6	3.3	2.9	6.4	4.8	
1,000- 4,999.....	134,017	12.6	3.0	3.9	5.3	5.6	
Under 1,000.....	32,868	9.1	3.0	5.2	4.5	4.5	
Regional libraries.....	103,641	0.7	3.6	2.6	11.2	6.4	
	Per cent Useful Arts	Per cent Fine Arts	Per cent Litera- ture, Philology	Per cent History	Per cent Travel	Per cent Biography	Per cent Foreign
Provinces—							
Prince Edward Island.....	11.5	7.5	13.0	10.2	14.5	13.9	0.0
Nova Scotia.....	6.4	5.4	16.7	13.9	22.8	17.3	0.0
New Brunswick.....	7.9	7.1	16.9	9.1	17.5	21.5	0.0
Quebec.....	15.2	6.7	11.7	10.0	11.7	22.8	0.0
Ontario.....	10.5	9.7	13.5	8.8	16.8	15.1	0.6
Manitoba.....	7.2	5.4	11.9	10.7	20.4	20.3	1.8
Saskatchewan.....	7.6	8.8	13.4	9.0	20.4	17.7	2.1
Alberta.....	9.5	9.0	14.4	8.4	17.3	16.9	0.0
British Columbia.....	11.7	11.5	14.5	9.2	17.5	12.6	2.2
Cities—							
100,000 and over.....	11.7	11.1	13.7	8.6	16.6	15.9	1.4
25,000-99,999.....	9.9	9.7	14.3	9.2	16.4	14.0	0.7
10,000-24,999.....	8.6	7.6	13.1	8.7	18.1	14.8	0.0
5,000- 9,999.....	6.4	4.6	12.5	10.1	20.2	15.2	0.0
1,000- 4,999.....	4.8	3.7	13.4	10.7	21.8	15.2	0.0
Under 1,000.....	4.6	3.7	15.5	13.3	21.7	14.9	0.0
Regional libraries.....	12.3	7.4	11.8	10.0	16.6	17.4	0.0

The proportion of reading in philosophy and religion is highest in Alberta. Prince Edward Island leads easily in sociology, probably because of the close relationship of the provincial library system with the study-group movement, that has been developing along lines similar to the Nova Scotia movement that centres on St. Francis Xavier University. There are hardly enough Nova Scotia and Quebec libraries included to be representative, but the former leads in

natural science, the latter in useful arts. British Columbia and Ontario have the highest proportions of reading in the fine arts. New Brunswick leads in literature. Manitoba and Saskatchewan are high on travel books, and considerably above the average in biography.

As between communities of different size the largest cities read most philosophy, the smallest most religion. Sociology and the arts are studied most in the larger communities (except where there are regional libraries), while the smaller centres are high in literature, history and travel. Biography is popular everywhere; next to travel books it is on the whole the most popular class of non-fiction, although there are cases of individual localities where the one or the other is pushed into third place, e.g., by sociology in Prince Edward Island, by the useful arts in Quebec, or literature in British Columbia.

Circulating Picture Collections

An increasing number of libraries are establishing collections of pictures to circulate as well as books. Information on these was asked of all the larger libraries (those with a book circulation of 5,000 or more) and more than two dozen reported them. Table 11 records the number of pictures and their circulation where the figures were available. Other libraries reporting collections were the Prince Edward Island Provincial Library, Westmount, Barrie, Belleville, Brussels, Gananoque, Guelph, Kingston, Niagara Falls, North Bay, Oshawa, Ottawa, Sault Ste. Marie, Saskatoon, Edmonton, New Westminster and Victoria. Several of these have started their collections only recently; others not listed say that they intend to begin a collection shortly. Among those with established collections, several say that their chief use is in the schools. Pictorial magazines are usually the chief source of the collections.

The Prince Edward Island Library System reports a further venture into visual education by the establishment of a library of films and film slides for loan to rural communities and schools.

A considerable number of libraries possess projection lanterns, for use in their lecture rooms, especially for children's story hours, but a collection of slides or films in possession of a library is, as yet at least, unusual.

TABLE 11.—CIRCULATING PICTURE COLLECTIONS IN PUBLIC LIBRARIES

Library	Number of Pictures	Circulation
Brantford.....	1,028	217
Dundas.....	8,837	773
Galt.....	6,332	7,002
Hamilton.....	80,567	16,460
Kitchener.....	10,406	14,578
London.....	9,736	1,426
Peterborough.....	3,572	3,738
St. Thomas.....	2,061	343
Toronto.....	300,000	112,000
Windsor.....	5,440	1,780
Calgary.....	1,800	1,243
Vancouver.....	8,551	15,738
Total, excepting Toronto.....	138,330	63,298
Total, including Toronto.....	438,330	175,298

Art and Museum Exhibits

The libraries with a circulation of more than 5,000 volumes were also asked whether they displayed museum specimens or exhibits of art, and a summary of the replies is given herewith.

The museum exhibits reported were at Yarmouth, Moncton (minerals), Ayr, Brampton, Brantford, Brussels, Chatham, Drayton, Galt (temporarily), Goderich, Grimsby, Hespeler, Kenora, Kitchener, London (on occasion), New Liskeard, Niagara Falls, Owen Sound, Perth, Peterborough, Picton, Sarnia, Sault Ste. Marie (exhibits changed frequently), Windsor, Edmonton, Red Deer New Westminster.

The art exhibits reported were at Collingwood, Cornwall (coloured reproductions from the National Gallery), Galt (temporarily), Kitchener, Merritton (scenes provided by the railroads), Owen Sound, Parkhill (carvings), Pembroke (Canadian artists), Perth, Peterborough (pictures of earlier days in and about City), Picton (local historical photostats), Port Colborne (reproductions from National Gallery), St. Thomas (copies of Canadian artists' pictures and historical pictures), Sarnia, Sault Ste. Marie (photography, painting, etc. from time to time), Toronto (historical picture exhibit), Windsor (four annual exhibitions of Windsor Art Association in library), Moose Jaw (ten paintings by Saskatchewan artists, five others), Regina (pictures and beads), Saskatoon (outside exhibits at times), Medicine Hat (twenty pictures).

In several cases local museums share the same building as the public library though under separate management, e.g., Vancouver.

Financial Support

Table 12 shows the sources and the amounts of public library revenue in 1937. The column headed "Local taxes" includes amounts paid by school boards to the libraries in four provinces: \$3,467 in Ontario, \$70 in Saskatchewan, \$100 in Alberta and \$7,072 in British Columbia. It also includes \$6,290 from townships and \$5,701 from counties in Ontario, \$70 in Saskatchewan and \$659 in Alberta from rural municipalities, and \$18,981 from district municipalities in British Columbia.

Provincial assistance has increased little since 1935, except on behalf of the regional libraries in Prince Edward Island and British Columbia.

TABLE 12.—RECEIPTS OF PUBLIC LIBRARIES, 1937

	Balance from preceding year	Local taxes	Provincial grants	Other grants or donations	All other receipts	Total
	\$	\$	\$	\$	\$	\$
Prince Edward Island.....	1,246	1,000	14,892	—	2,420	19,558
Nova Scotia.....	950	8,345	—	1,821	3,647	14,763
New Brunswick.....	-1,074	14,620	—	967	3,204	17,717
Quebec.....	6,818	83,570	1,000*	12,809	81,547	185,744
Ontario.....	45,106	1,128,521	37,584	6,013	91,917	1,309,141
Manitoba.....	277	76,918	—	129	4,107	81,431
Saskatchewan.....	1,118	91,393	2,843	653	4,524	100,531
Alberta.....	1,354	96,507	3,714	778	9,979	112,332
British Columbia.....	1,195	177,538	1,340	1,958	15,477	197,508
Yukon.....	967	—	1,575	70	149	2,761
Canada.....	57,957	1,678,412	62,948	25,198	216,971	2,041,486

* A grant to L'Institut Canadien de Québec.

Regional Libraries

Development in the direction of regional libraries was reported at some length in the last edition of this Survey. Maps of the Prince Edward Island and Fraser Valley Libraries were included, whereas the present edition includes maps of the two new library areas in British Columbia and of the section of Ontario where co-operation on a county or township basis has been developing.

Prince Edward Island.—The following quotation from the annual report of the Prince Edward Island Libraries for 1937 indicates consolidation and progress:

"The past year has been the first in which the Prince Edward Island libraries functioned entirely under government support. The continued demand for good reading from all sections of the province leads us to believe that the library service is a popular one, and is capable of raising the general level of education very greatly.

"Interest in the Library Demonstration has been strong outside as well as within the province. During the year requests for information and for the report of the Demonstration were received from interested groups in most of the provinces of the Dominion, an indication that one of the original aims of the Library is being realized. Requests for the Demonstration report came from places as far away as Johannesburg, Leningrad, and Auckland. Many visitors to the Island came to the headquarters at Prince of Wales College and showed keen interest in the organization of the library system."

"The total circulation of books in 1937 was 240,641, a decrease of 25,855 compared with 1936. This decrease can in large part be attributed to lack of funds to replace worn-out books quickly enough and increase the book service. The sudden development of study clubs working mainly on pamphlet material may also be a temporary feature in accounting for the drop. From a circulation study being made at present it is clear that the actual figures of book circulation do not tell the whole story. Several members of a family may read the books marked out to one person before the books are returned. On the whole, the use of library books during 1937 shows a development of permanent reading habits and a high standard of quality in the type of book read."

Nova Scotia.—A Library Survey of Nova Scotia was made in 1937 under the auspices of the Department of Education, and regional libraries recommended for the province:

"Since, except for Halifax, there is no city or town in Nova Scotia large enough to support an independent library, the need is for a province-wide system of county libraries. Where the population of the county is less than 40,000 the unit should be enlarged to include two or three counties."

The county of Cape Breton had taken active steps in the direction of a county library before the Survey was made, as the following quotation indicates:

"In the winter of 1936-1937 groups in the County interested in a modern library service brought the matter before the Joint Expenditure Board, which appointed a Library Committee to make investigations. It was at their instance that the Government passed a bill enabling counties to tax themselves for the support of a public library."

Another recommendation of the Survey follows:

"The first necessity is for a Provincial Public Library Commission of interested representative citizens which would determine library policy and unify the public library affairs of the province. It is generally considered desirable that such a Commission should consist of five or seven members, appointed for a term of five years, expiring in rotation with long over-lapping terms. The Superintendent of Education would be an ex-officio member of the Commission.

"The Commission would appoint a Director of Libraries under definite legal requirements as to general and professional education and experience, who would be directly and solely responsible to the Commission."

The "Act to Provide for the Support of Regional Libraries", passed in 1937, was amplified in 1938 to provide for the appointment of such a Commission, and the Commission was named in August.

The Superintendent of Education in his report for 1937 suggests the possibility of the county travelling libraries (that have for several years circulated through the schools) being merged with regional libraries, should they develop. There are about 25,000 books in the thirteen county travelling libraries.

New Brunswick.—A small regional library was established in New Brunswick in 1937 by private philanthropy—the Silver Jubilee Rural Public Library Association centering on Hopewell Cape, Albert County, and with branches in the County at Currieville, Riverside, Harvey, Waterside, and Alma.

Ontario.—Two types of regional collaboration are developing in Ontario. In Lambton, Middlesex, Elgin and Oxford, the books purchased become the property of the County Library Association, and eventually find their way into a central book collection. In Essex, Halton and Waterloo the books are placed in each of the member libraries of the County Association for a definite period and then become the property of the library that provided funds for their original purchase. Data on the first four are presented in Table 13. Some of the others may attain a more closely-knit county scheme before long. In Waterloo county in particular there seems to have been considerable activity toward this end for more than a year.

TABLE 13.—STATISTICS OF LAMBTON, MIDDLESEX, ELGIN AND OXFORD COUNTY LIBRARY ASSOCIATIONS

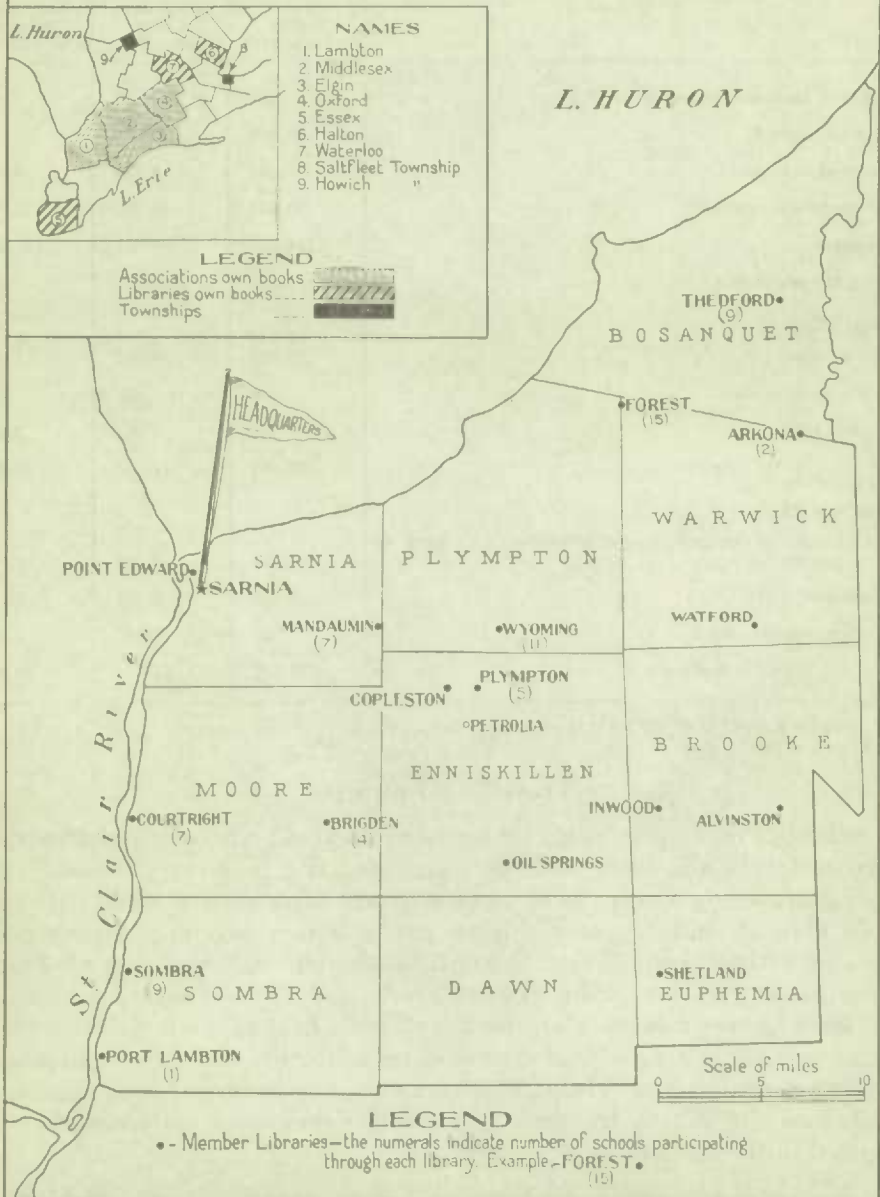
	Lambton	Middlesex	Elgin	Oxford
Year organized.....	1932	1934	1936	1937
Number of libraries included.....	18	21	6	11
Membership fee.....	\$ 25	\$ 10*	\$ 25	\$ 15
Books at end of year.....	4,265	1,730	407	190
Circulation, 1937.....	35,255	13,636	2,570	1,378
<i>Receipts—</i>	\$	\$	\$	\$
Balance from 1936.....	30	5	—	—
Fees.....	475	255	150	165
County grant.....	300	300	100	—
Legislative grants.....	700†	420	228	70
Other.....	4	—	4	—
Total.....	1,509	980	482	235
<i>Expenditures—</i>				
Books.....	945	822	346	175
Other.....	387	141	70	34
Balance at end of year.....	177	17	66	26
Total.....	1,509	980	482	235

* Members may subscribe to more than one unit.

† Includes a special grant of \$300 for 1936.

LAMBTON COUNTY SHOWING MEMBER LIBRARIES OF THE COUNTY ASSOCIATION

(Inset shows the other Ontario Counties with Library Associations)



British Columbia.—Two years ago the beginnings of a second and third union library in British Columbia were recorded. They have since come into full operation and in addition to charting the areas they serve it is possible to present data of a year's work in them, along with similar data for the Fraser Valley Library. This is done in Table 14.

TABLE 14.—STATISTICS OF THE THREE REGIONAL LIBRARIES IN BRITISH COLUMBIA

	Fraser Valley Union Library	Okanagan Valley Union Library	Vancouver Island Union Library
Number of agencies (branches, etc.).....	147	56	45
Population served.....	41,894	25,580	22,960
Registered borrowers.....	21,085	10,233	8,604
Book resources (volumes).....	30,400	15,000	12,234
Circulation.....	234,068	160,479	132,819
Library tax per capita.....	35c.	40c.	35c.
<i>Receipts (1937)—</i>			
Local taxes.....	\$ 15,028	\$ 10,442	\$ 7,899
Provincial grant.....	652	500	189
Other receipts.....	321	393	2,212*
Total receipts.....	16,001	11,335	10,300
<i>Expenditure (1937)—</i>			
Books and periodicals, including binding and book re- pairing.....	4,067	2,936	3,947
Salaries.....	8,088	5,611	2,640
Other expenditures.....	3,028	2,567	3,867
Total expenditure.....	15,183	11,114	10,454

* Includes a grant of \$1,400 from the Carnegie Corporation.

Travelling Libraries

Statistics relating to public library service would not be complete without reference to the travelling libraries which circulate in every province. The object of travelling libraries is to supplement the book stock of small public and school libraries and to provide some public library service in communities otherwise without any. Three universities, Acadia, Dalhousie and St. Francis Xavier, conduct such a service in Nova Scotia, and McGill University circulates libraries in Quebec and the Maritime Provinces. Each of the five most westerly provinces operates a provincial system of travelling libraries with headquarters at the provincial capital. In Saskatchewan the provincial service is augmented by libraries sent out by the Saskatoon Public Library, an enterprise that was described in the last edition of this Survey.

Table 15 is a summary of the activities of the various organizations offering this form of public library service during 1937. The circulation of the books is not shown as in most cases no record is available.

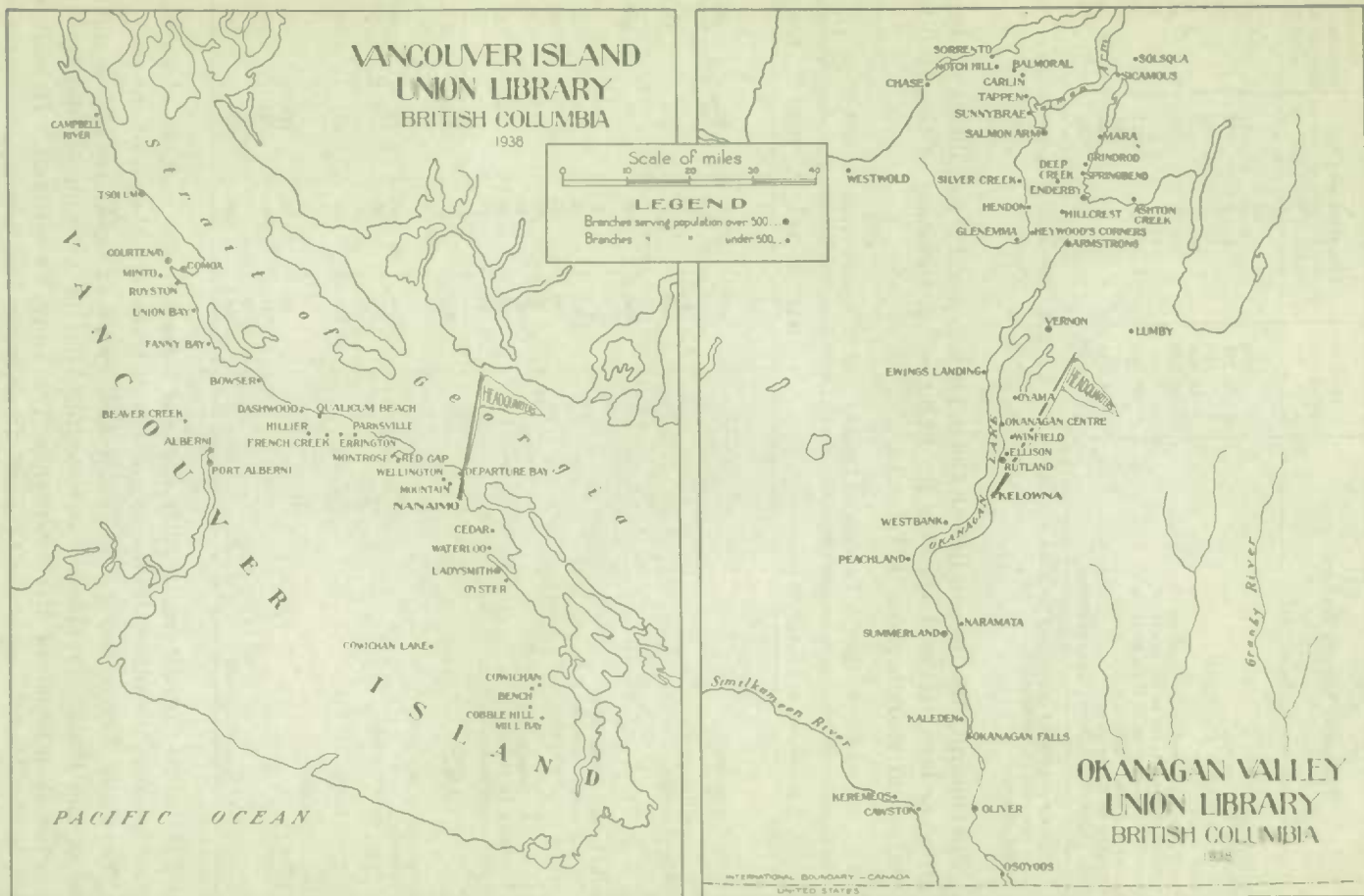


TABLE 15.—BOOKS AVAILABLE FROM, AND DISTRIBUTED BY, TRAVELLING LIBRARIES, 1937

Travelling Library Sources	Books available	Libraries sent out		Average number of books to a library
		1935	1937	
Acadia University.....	970	9	11	25
Dalhousie University.....	1,371	22	24	30
St. Francis Xavier University.....	800	30	30	25
McGill University.....	16,500	242	207	40
Ontario, Department of Education.....	30,526	598	622	45
Manitoba, Department of Education ¹	—	182	—	50
Saskatchewan Bureau of Publications.....	98,369	2,220	1,917	50
Saskatoon Public Library.....	—	438	241	55
University of Alberta.....	5,025	345	387	35
British Columbia Library Commission.....	50,000 ²	580	548	70

¹ Appropriations for travelling libraries were discontinued in 1933. However, a large number of the libraries are still in circulation.

² 1935 figure.

For Ontario, Alberta and British Columbia it is possible to indicate the type of group or organization borrowing the libraries. A summary of this kind for several recent years is given in Table 16.

TABLE 16.—EXTENT OF TRAVELLING LIBRARY USE BY VARIOUS GROUPS, 1934-37

Borrowers of Travelling Libraries	1934	1935	1936	1937
Ontario—				
Public libraries.....	198	247	233	228
Schools.....	59	192	166	210
Women's Institutes.....	85	77	76	73
Miscellaneous.....	103	82	108	111
Total.....	445	598	583	622
Alberta regular libraries—				
Village communities.....	83	53	47	38
Rural communities.....	90	99	121	102
U.F.A. Locals.....	52	25	14	11
U.F.W.A. Locals.....	47	10	14	8
Women's Institutes.....	33	26	27	20
Other organizations.....	48	70	52	51
Total.....	353	283	275	230
Alberta special libraries—				
Schools.....	—	125	197	165
Other organizations.....	—	57	50	30
Total.....	106	182	247	195
British Columbia—				
Schools.....	157	172	183	209
General.....	387	408	331	339
Total.....	544	580	514	548

The figures for Alberta regular libraries represent the number of groups served, whereas the others represent number of travelling libraries borrowed.

The Lady Tweedsmuir Libraries.—A new source of books for the drought areas of the Prairie Provinces was established in the autumn of 1936 under the personal direction of Her Excellency The Lady Tweedsmuir. It had its origin in the donation of books by Lord Tweedsmuir and herself, and to these were added gifts of money and books from organizations and interested individuals, making it possible to distribute 25,000 volumes by the end of 1938.

The books are selected personally by Her Excellency at Ottawa, whence they are transported free by the railways, usually to a central distributing agency in each of the three provinces, or a fourth in the Peace River area. From these centres they go, in parcels of from ten to fifty books, to the communities in need of them, the parcels being exchanged between communities from time to time. Study groups are developing about the libraries in some instances. Over 5,000 volumes have been sent directly from Ottawa to small groups in isolated areas. Nearly 6,000 children's books have been sent to schools, mainly in Saskatchewan where, as indicated by some of the inspectors' comments on page 39, the need is great.

Several hundred dollars have been contributed to the plan by the Carnegie Corporation and other donors, but the books have in the main been collected from private individuals, clubs, schools, and institutions in Eastern Canada, the United States, England and Scotland.

Canadian Pacific Staff Foundation Libraries.—Although not a travelling library scheme, a plan developed by the Canadian Pacific Railway Company in the last two years on behalf of its employees calls for mention here, by reason of it serving a similar purpose. The Company offered a set of ten substantial books as a Foundation Library at a cost to the employee of two dollars. About 15,000 have availed themselves of the offer, making a total distribution to date of about 150,000 books. Following the issue of the sets a survey was conducted under the auspices of the Canadian Association for Adult Education and it was found that in a number of instances group educational activities had begun to develop about the Foundation Libraries. A director of educational services was then appointed at the head office in Montreal to keep in touch with these activities and to assist them where possible.

Open Shelf Libraries

Open shelf library service, the loaning of specified books by mail to individual borrowers spread over a wide area, is offered in most of the provinces. The books are mainly non-fiction and may be borrowed one, or a few, at a time. The circulation from some of these is indicated below:

	Circulation (1937)
St. Francis Xavier University.....	1,000
Manitoba Department of Education.....	1,392
Saskatchewan Bureau of Publications.....	7,759
University of Alberta.....	21,227
British Columbia Public Library Commission.....	25,234

In addition the Provincial Science Library of Nova Scotia maintained a free mail service to some 260 borrowers residing outside of Halifax. The Public Libraries Branch of the Ontario Department of Education maintained a limited open-shelf service for persons unable to obtain specific volumes from their local library or who are without library service. The open shelf library maintained by St. Francis Xavier University is for the sole use of the members of the many study clubs organized by the University.

Open shelf library service for school teachers is maintained by the Department of Education in Nova Scotia, New Brunswick and Ontario and by the Protestant section of the Department of Education in Quebec.

Provincial Departments or Commissions

In the statistical summary of financial support, appearing on a previous page, it was apparent that there are considerable differences in the extent to which public libraries are subsidized by provincial Governments. There are, of course, other ways in which the Province may assist, besides by grants in cash. Among these are the provision of travelling libraries and open shelf services, which have now been reviewed. Still another, and an important one, is the maintenance of a branch of the provincial Government to give assistance, direction and co-ordination to public library work in the way that the Departments of Education do for the schools. Only two provinces have had well-defined organizations for this purpose—Ontario and British Columbia, the two in which public library service is most complete—until the establishment of the Prince Edward Island province-wide library scheme. Now the new Nova Scotia legislation of 1937 and 1938 makes provision for a Provincial Commission and Director of Libraries responsible to it, to head the development of public libraries in the province.

In Ontario there is a distinct branch of the Department of Education, the Public Libraries Branch, concerned with library work. It is headed by an Inspector of Public Libraries and is responsible for the quarterly Ontario Library Review, the only library periodical published in Canada until the advent of the mimeographed Bulletin of the Maritime Library Institute in 1936. The Annual Report of the Branch, to which the reader is referred for a review of the current scope of its work, constitutes a section in the Annual Report of the Minister of Education.

The provincial body in British Columbia is the Public Library Commission, consisting of three members without remuneration, but maintaining a permanent staff in Victoria whose duty is to assist and encourage the development of public library service. As does the Public Libraries Branch in Ontario, it conducts the provincial travelling and open shelf libraries. An Annual Report of its activities is published as a self-contained bulletin.

The Public Libraries Act is administered by the Department of Education in Saskatchewan and Alberta, but the interest of the Departments seems to be confined mainly to the routine payment of grants, as there is no employee of either entirely devoted to library work, and the supplementary library services of the Governments, including travelling and open shelf libraries, are conducted by other Departments (in Alberta, by the provincial university). In New Brunswick, Quebec and Manitoba there are no grants to be supervised.

CHAPTER II.

UNIVERSITY, COLLEGE AND PROFESSIONAL SCHOOL
LIBRARIES

The 232 libraries for which data are summarized here are listed individually in the second table (or directory) of Part II. They include normal schools. Their readers are mainly students and teaching staff of the institutions possessing the libraries—about 65,000 full-time students and 7,000 teachers or professors.

Statistics of the libraries by provinces are summarized below. The large number in Quebec results from the different organization of this province's secondary and higher educational system—the large number of classical colleges, preparatory schools and theological seminaries of religious orders.

TABLE 17.—SUMMARY STATISTICS, UNIVERSITY, COLLEGE AND PROFESSIONAL SCHOOL LIBRARIES, 1937

Province	Number of libraries	Volumes	Pamphlets (where recorded)	Periodicals received	Expenditure on books and periodicals	Full-time librarians and assistants	*Number of employees with library school training
Prince Edward Island.....	2	10,447	—	56	380†	1	2
Nova Scotia.....	17	393,470	30,145	1,078	16,064	28	13
New Brunswick.....	6	92,638	8,290	285	3,158	6	4
Quebec.....	111	1,961,311	240,644	5,571	79,789	112	46
Ontario.....	51	1,291,026	186,003	6,262	99,619	123	78
Manitoba.....	11	149,442	3,770	744	17,678	14	10
Saskatchewan.....	14	129,239	25,730	494	8,827	12	6
Alberta.....	13	134,802	5,165	758	15,168	13	9
British Columbia.....	7	151,675	31,742	634	19,157	14	8
Canada—1937.....	232	4,314,050	531,489	15,882	259,840	323	176
1935.....	232	4,116,144	433,171	15,787	289,221	—	151
1933.....	232	3,856,713	398,025	—	235,029	—	—
1931.....	230	3,615,402	—	16,191	246,617	—	—

* Includes part-time librarians and assistants.

† Not including Prince of Wales College.

Growth.—The increase in volumes was not as great in the biennium 1935–37 as in 1933–35, and expenditure on books in 1937 did not maintain its level of 1935, when the special three-year library grants from the Carnegie Corporation of New York were being received by 30 of the institutions. It was, however, higher than in 1933 and 1931.

Staff.—Questions on staff for 1937 showed that 323 persons found full-time employment as librarians in the institutions of higher education. Over half of them are graduates of library schools. The salaries of 199 were reported—practically all except those who were members of religious orders not receiving salaries—and the information is summarized hereunder.

TABLE 18.—ANNUAL SALARY OF FULL-TIME LIBRARIANS

Annual Salary	Male	Female
Number receiving less than \$500.....	2	2
\$ 500–\$999.....	10	50
\$1,000–\$1,499.....	5	73
\$1,500–\$1,999.....	4	29
\$2,000–\$2,499.....	2	10
\$2,500–\$2,999.....	—	3
\$3,000–\$3,499.....	1	—
\$3,500 and over.....	8	—
Total.....	32	167

Use of Libraries.—Two new questions were asked of the college libraries on the questionnaire used for this Survey, for the purpose of obtaining an indication of the extent to which they are used. Since they are mainly centres of reference, a record of their circulation does not serve this purpose, as it does in the case of public libraries. One question asked how many seats there were for readers in each library, and the other asked what hours the library was kept open. The replies are shown for individual libraries in Part II, and a summary is given in the two long statements herewith (Tables 19 and 20), arranged to show the information separately for institutions of different size and for four separate areas of the Dominion.

Seats in the Library.—From the regional standpoint the chief difference in practice appears to be between Quebec and other parts. Nearly three-fourths of the Quebec institutions report no seats in the library, as compared with less than one-fourth in other provinces. The proportion of residential institutions is higher in Quebec than elsewhere, but even allowing for the difference in this respect, the tendency to make the library a centre of work appears to be much less pronounced.

Library Hours.—The record of hours open is an interesting study in diversity of practice. From Ontario west there is some central tendency around 40-odd hours per week, in the Maritimes the most frequent time is 30-odd hours, though the mean is higher, while in Quebec the most common period is less than ten hours, balanced somewhat by a group reported as always open. Among the largest institutions everywhere the range of hours is from 30 to 80 per week.

TABLE 19.—UNIVERSITY, COLLEGE AND PROFESSIONAL SCHOOL LIBRARIES

Full-time enrolment of institution (session 1936-37)	All institutions	Number of seats for readers in library							
		200 or over	100 to 199	80 to 99	60 to 79	40 to 59	20 to 39	1 to 19	None
Canada.....	229	8	8	4	9	32	35	30	103
1,000 and over.....	10	7	2	—	—	—	1	—	—
500-999.....	8	1	2	—	1	—	1	1	2
400-499.....	15	—	1	—	2	2	1	1	8
300-399.....	14	—	2	—	3	2	1	—	6
200-299.....	34	—	1	2	1	6	10	3	11
100-199.....	56	—	—	2	2	8	10	8	26
Under 100.....	88	—	—	—	—	13	10	16	49
Unspecified.....	4	—	—	—	—	1	1	1	1
Maritime Provinces.....	24	—	4	—	1	7	7	—	5
1,000 and over.....	—	—	—	—	—	—	—	—	—
500-999.....	1	—	1	—	—	—	—	—	—
400-499.....	2	—	1	—	—	1	—	—	—
300-399.....	4	—	1	—	1	2	—	—	—
200-299.....	5	—	1	—	—	1	2	—	1
100-199.....	4	—	—	—	—	—	2	—	2
Under 100.....	8	—	—	—	—	3	3	—	2
Unspecified.....	—	—	—	—	—	—	—	—	—
Quebec.....	111	1	—	—	3	6	9	16	76
1,000 and over.....	1	1	—	—	—	—	—	—	—
500-999.....	4	—	—	—	1	—	1	1	1
400-499.....	12	—	—	—	2	—	1	1	8
300-399.....	5	—	—	—	—	—	—	—	5
200-299.....	14	—	—	—	—	—	2	2	10
100-199.....	29	—	—	—	—	3	3	5	18
Under 100.....	45	—	—	—	—	2	2	7	34
Unspecified.....	1	—	—	—	—	1	—	—	—
Ontario.....	50	4	3	1	4	10	10	7	11
1,000 and over.....	5	3	1	—	—	—	1	—	—
500-999.....	2	1	1	—	—	—	—	—	—
400-499.....	1	—	—	—	—	1	—	—	—
300-399.....	5	—	1	—	2	—	1	—	1
200-299.....	6	—	—	1	1	—	3	1	—
100-199.....	12	—	—	—	1	4	3	2	2
Under 100.....	17	—	—	—	—	5	1	3	8
Unspecified.....	2	—	—	—	—	—	1	1	—
Western Provinces.....	44	3	1	3	1	9	9	7	11
1,000 and over.....	4	3	1	—	—	—	—	—	—
500-999.....	1	—	—	—	—	—	—	—	1
400-499.....	—	—	—	—	—	—	—	—	—
300-399.....	—	—	—	—	—	—	—	—	—
200-299.....	9	—	—	1	—	5	3	—	—
100-199.....	11	—	—	2	1	1	2	1	4
Under 100.....	18	—	—	—	—	3	4	6	5
Unspecified.....	1	—	—	—	—	—	—	—	1

DOMINION BUREAU OF STATISTICS

TABLE 20.—UNIVERSITY, COLLEGE AND PROFESSIONAL SCHOOL LIBRARIES

Full-time enrolment of institution (session 1936-37)	All institutions	Number of hours library is open per week										
		Less than 10	10-19	20-29	30-39	40-49	50-59	60-69	70-79	80 and over	Always open	Not stated
Canada.....	229	30	10	6	25	32	16	14	11	6	35	44
1,000 and over..	10	-	-	-	1	1	1	3	3	1	-	-
500-999.....	8	-	-	-	2	1	1	1	2	-	-	1
400-499.....	15	6	-	1	2	-	2	1	-	-	2	1
300-399.....	14	1	-	1	1	3	-	3	1	-	-	1
200-299.....	34	2	2	1	4	10	4	2	1	-	4	4
100-199.....	56	8	4	3	4	7	2	2	1	3	8	14
Under 100....	88	13	4	-	9	8	6	2	3	2	21	20
Unspecified...	4	-	-	-	2	2	-	-	-	-	-	-
Maritime												
Provinces.....	24	-	1	1	6	2	4	2	2	1	3	2
1,000 and over..	-	-	-	-	-	-	-	-	-	-	-	-
500-999.....	1	-	-	-	-	-	-	-	1	-	-	-
400-499.....	2	-	-	-	1	-	1	-	-	-	-	-
300-399.....	4	-	-	-	1	1	-	1	-	-	-	-
200-299.....	5	-	-	1	1	-	1	1	-	-	-	1
100-199.....	4	-	1	-	-	-	1	-	-	1	1	-
Under 100....	8	-	-	-	3	1	1	-	-	-	2	1
Unspecified...	-	-	-	-	-	-	-	-	-	-	-	-
Quebec.....	111	23	7	2	8	4	4	4	5	2	19	33
1,000 and over..	1	-	-	-	-	-	-	-	1	-	-	-
500-999.....	4	-	-	-	2	1	-	-	-	-	-	1
400-499.....	12	6	-	1	-	-	1	1	-	-	2	1
300-399.....	5	1	-	1	-	-	-	-	-	-	-	3
200-299.....	14	2	1	-	3	-	-	-	1	-	4	3
100-199.....	29	6	2	-	-	1	1	2	1	1	4	11
Under 100....	45	8	4	-	3	1	2	1	2	1	9	14
Unspecified...	1	-	-	-	-	1	-	-	-	-	-	-
Ontario.....	50	4	1	1	3	16	3	4	4	3	6	5
1,000 and over..	5	-	-	-	-	1	1	-	2	1	-	-
500-999.....	2	-	-	-	-	-	-	1	-	-	-	-
400-499.....	1	-	-	-	1	-	-	-	1	-	-	-
300-399.....	5	-	-	-	-	2	-	2	-	-	-	1
200-299.....	6	-	1	-	-	4	1	-	-	-	-	-
100-199.....	12	2	-	1	1	4	-	-	-	1	2	1
Under 100....	17	2	-	-	-	4	1	1	1	1	4	3
Unspecified...	2	-	-	-	1	1	-	-	-	-	-	-
Western												
Provinces.....	44	3	1	2	8	10	5	4	-	-	7	4
1,000 and over..	4	-	-	-	1	-	-	3	-	-	-	-
500-999.....	1	-	-	-	-	-	1	-	-	-	-	-
400-499.....	-	-	-	-	-	-	-	-	-	-	-	-
300-399.....	-	-	-	-	-	-	-	-	-	-	-	-
200-299.....	9	-	-	-	-	6	2	1	-	-	-	-
100-199.....	11	-	1	2	3	2	-	-	-	-	1	2
Under 100....	18	3	-	-	3	2	2	-	-	-	6	2
Unspecified...	1	-	-	-	1	-	-	-	-	-	-	-

NOTE.—In Quebec some college libraries are reported as open to professors only. Others in this category may account for the relatively large number in the "not stated" column.

CHAPTER III

BUSINESS, TECHNICAL SOCIETY AND GOVERNMENT LIBRARIES

The libraries included under this head are listed individually in Table III of Part II. They do not represent a single clearly-defined class as do the public and college libraries discussed in the two preceding chapters. This is rather a list of important book collections that come to the attention of the compilers and that are not included in the public and college groups. It is believed that the list of government libraries is reasonably complete, but there is no assurance regarding some of the other types, especially the business or company libraries, as it is manifestly not feasible to circularize all companies where libraries might exist. The names and locations of further libraries that merit a place in the list will be gratefully received by the Education Branch of the Dominion Bureau of Statistics.

Table 21 classifies the libraries according to general types of ownership, and offers certain statistical information for each group.

TABLE 21.—SUMMARY DATA FOR EACH TYPE OF LIBRARY

Classification	Number of libraries	Volumes	Pamphlets (where recorded)	Periodicals and newspapers received	Libraries employing full-time Librarians		
					No.	Full-time Staff	*Number having attended a school of librarianship
Government Libraries—							
(a) Dominion.....	41	1,145,853	433,924	7,620	24	66	21
(b) Provincial.....	26	790,481	179,253	1,941	15	59	17
Technical Society Libraries—							
(a) Law Societies.....	14	246,014	1,505	617	10	19	1
(b) Other.....	21	118,442	21,538	1,194	5	6	5
Business Libraries.....	38	121,381	65,774	3,116	26	62	15
Y.M.C.A., Y.W.C.A., Y.M.H.A.....	7	18,110	1,350	190	3	6	4
Other Libraries.....	17	53,710	9,780	481	3	10	2
Total.....	163	2,493,991	713,124	15,159	86	228	65

* Only five members of the staffs of the 77 libraries not employing a full-time librarian have attended a school of librarianship.

From the standpoint of size, the government libraries are dominant. Only a few of the smaller Dominion Government libraries are outside of Ottawa, and something like 40 per cent of the volumes in Ottawa are in the Library of Parliament. There are half a dozen specialized Departmental libraries of more than 60,000 volumes.

Provincial Government Libraries are about half as numerous as Dominion, but the Legislative libraries are large enough to bring the total number of volumes up to a figure approaching that of the Ottawa libraries.

Among the libraries owned by technical societies, the law collections average much the largest, though there are several other relatively large libraries, including those of the Academy of Medicine and Royal Canadian Institute.

Most of the business or company libraries are intended purely for reference use by technical and executive employees, although a few are educational libraries for the use of the staffs in general.

The group "Other libraries" includes libraries for the blind at Toronto, Montreal and Winnipeg, the libraries of local historical associations, etc.

The extent to which the libraries in this group use, and in turn are used by, other libraries is indicated in Table 22.

TABLE 22.—INTER-LIBRARY LOANS BY CLASS OF LIBRARY

	Number	Number reporting loans to other libraries	Number reported as borrowing from other libraries	Number reported as both loaning and borrowing
Dominion Government.....	41	32	34	32
Provincial Government.....	25	8	14	8
Law Society.....	14	2	1	1
Technical Society.....	21	11	10	9
Business.....	38	18	22	18
Y.M.C.A.'s, etc.....	7	—	2	—
Other libraries.....	17	1	1	1
Total.....	163	72	84	69

As with public and college libraries, information has been obtained on the salaries of librarians in this group to help indicate the remunerative possibilities of librarianship as an occupation. It is summarized in Table 23.

TABLE 23.—LIBRARIANS' SALARIES IN GOVERNMENT, TECHNICAL SOCIETY AND BUSINESS LIBRARIES

Annual Salaries	Dominion Governm't		Provincial Governm't		Technical Societies		Business		Other		Total	
	M.	F.	M.	F.	*M.	F.	M.	F.	M.	F.	M.	F.
Number receiving												
Less than \$500.....	—	—	—	—	—	2	—	1	1	—	1	3
\$ 500—\$ 999.....	—	3	4	10	2	9	5	15	3	6	14	43
\$1,000—\$1,499.....	3	23	8	13	1	2	3	14	—	3	15	55
\$1,500—\$1,999.....	12	7	5	8	2	—	1	9	—	1	20	25
\$2,000—\$2,499.....	4	3	4	2	1	—	—	1	—	—	9	6
\$2,500—\$2,999.....	2	—	—	—	2	—	1	—	—	—	5	—
\$3,000—\$3,499.....	1	1	3	—	1	—	—	—	1	—	6	1
\$3,500 and over.....	5	1	2	—	3	—	1	—	—	—	11	1
Total.....	27	38	26	33	12	13	11	40	5	10	81	134

* All employed in Law Society Libraries.
M.—Male; F.—Female.

CHAPTER IV

SCHOOL LIBRARIES

Since there are no original statistical data to present, it may be wondered why a chapter is included here on school libraries. The answer is that it becomes increasingly apparent year by year that the problem of school libraries is an integral part of the broader problem of public library service. School authorities show increasing signs of the conviction that it will be extremely difficult, if indeed at all possible, to have a satisfactory supply of books at the service of the schools so long as each small school is an administrative unit unto itself, entirely responsible for its own book-equipment. Co-operative purchase and exchange of books in the case of schools is as essential to economy and efficiency as in the case of public libraries. Where larger units of school administration are being evolved (see information regarding Alberta below), their advantage for library purposes is being kept in mind.

Where regional library systems are preceding regional school systems, as in Prince Edward Island, and in some Ontario and British Columbia areas, the school libraries generally become part of the system. In Ontario county units and the British Columbia units, the individual school contributes to upkeep, and in return receives for its use several times a year as many books as its contribution would buy.

There are a few cases too, apart from the regional systems, where a school finds it advantageous to contribute to the public library and receive its books through it. (In cities where both library and schools are municipal institutions it is not uncommon, of course, for the schools to receive books in this way without payment from the school board to the library board.) It is doubtful whether the possibilities along this line are exhausted, even while public libraries remain outside of regional systems, for there are many libraries with enough rural schools nearby to make it advantageous for the latter to pool their purchases through the library.

In a very few isolated cases the initiative has been with the school board in having provided a public library service as well as a school library. This is a variety of procedure that probably holds definite possibilities where larger school areas are coming into being ahead of larger library areas, as in Alberta. In Scotland, it is worth noting, the County Education Authorities administer the county systems of public libraries—a development that seems natural enough as we come to remodel the educational structure on the premise that education is something more than schooling, that it is something for adults as well as children.

Current Notes on the School Library Situation

The last edition of this Survey devoted considerable space to school libraries under the following headings: (1) Provincial money grants to school libraries; (2) Other statutory assistance in providing books; (3) School library assistance

from the I.O.D.E., etc.; (4) Co-operation of public libraries and schools; (5) Inspectors' reports on the condition, use and improvement of school libraries; (6) Special provision for teachers' reading.

Under these headings a more or less basic review was presented, to which the present Chapter is supplemental. No more is attempted below than to reproduce comments from provincial sources to indicate trends or developments in the two years since the previous review was written.

Prince Edward Island.—The chief feature of developments in P.E.I. has been increased participation by schools in the provincial library system. The report of the system for 1935 said as follows: "Service to the rural schools through the branches has been continued. Rural teachers have the privilege of taking out books up to the number of one per pupil for a period of two months." The report for 1937 records the increase in the practice thus: "The use of books in the rural schools has been an encouraging feature. From 160 schools with a book circulation of 21,738 in 1936 the figures have grown to 298 schools with a circulation of 25,844 in 1937." There are 409 one-room schools (and 69 larger schools with 255 teachers) in the province, so more than half of the rural schools must be using the provincial library.

One of the school inspectors comments as follows: "Very few of the ungraded schools in this Inspectorate are equipped with a library of their own. Many teachers, however, are taking advantage of the Carnegie Library service to procure supplementary reading for their pupils. There are library centres at Tyne Valley, O'Leary, Alberton and Tignish. Schools which are not within a convenient distance of these centres are ordering books from the head library in Charlottetown. This added library service is doing a great deal to cultivate a desire for reading among our pupils since they may now have a supply of supplementary reading material, which is interesting and suitable to every grade."

The comment of another inspector, however, makes it appear that there is less interest on the part of the teachers in some localities than others: "Four branches of the Prince Edward Island Libraries are located within my Inspectorate, and a fifth branch is adjacent. Less than fifty per cent of the teachers procure supplementary reading material regularly for their pupils. It is regrettable that more teachers do not avail themselves of this opportunity to enrich the curriculum and to stimulate their pupils' interests in wider fields of study."

Nova Scotia.—The Annual Report of the Superintendent of Education for 1937 may be quoted regarding progress: "Apart from the travelling libraries to which rural schools have access, local school libraries report a total of 304,884 books, valued at \$168,996.98, of which 11,429 were added during the last school year. Ten years ago, the number was 100,662 books amounting to \$66,475 in value.

"The travelling libraries maintained in thirteen counties bring 25,000 selected volumes to the majority of rural schools. It was originally intended to supply all the counties with such libraries, but it is possible that these might be more efficiently merged with regional libraries, should such a policy be adopted for the province."

The "Library Survey of Nova Scotia" made by Miss Nora Bateson in the fall of 1937 recommends the more comprehensive regional library service to which the foregoing quotation refers. The following is a partial reproduction of Miss Bateson's reference to the condition of school libraries: "Library grants are made to rural school districts not receiving high school or manual training grants Since 1927 the Department of Education has also presented collections of reference material and supplementary reading to schools, high schools as well as rural schools. . . .

"Apart from this assistance high school libraries depend on local initiative and support. It was possible to visit only a few high schools, but most of those visited had at least the beginnings of a library and one or two were excellent, with a good foundation of reference books and well selected general collections."

New Brunswick.—The only recent comment noted in regard to school libraries is that of the New Brunswick Teachers' Association: "Generally speaking the schools are very inadequately supplied with libraries. The Imperial Order of the Daughters of the Empire has been most generous in donating books which might form a nucleus for a library, and in augmenting the small libraries already established."

Quebec.—The Report of the Inspector-General of Protestant schools for 1936 says: "About 5,600 volumes for school libraries were distributed to the schools by the Inspectors during the past year." For 1937 it includes the following: "In conclusion, it is hoped that some stimulus may be given to school libraries in both rural and urban elementary schools. The supplementary reading books of the Course of Study are not enough. In most schools there is little reading material for pupils, particularly in the primary grades."

The Provincial Association of Protestant Teachers reports as follows in 1938: "Some schools, especially in the larger centres, have their own school libraries. McGill University has a Travelling Library which is lent to various schools upon request. The Protestant Committee of the Council of Education agreed to the distribution of \$22,500 this year for special equipment and classroom libraries at an average of \$30 per class-room. Some schools this year raised funds to help increase their libraries or inaugurate a library. In many cases the public came to their assistance with donations of books. The school library idea is growing in the province. It is the duty of the teachers to extend the school libraries to evening and adult readers and to make the library an attractive place or corner of the school."

One of the eight regional inspectors of Roman Catholic schools comments on school libraries in his reports of the last two years to the Department of Education. In 1936 he writes: "They (school libraries) are becoming more numerous in this region. Inspector Cloutier informs us that there is one in each of his schools, with the number of books varying from 30 to 300. Other districts have them and more should be installed. It is well known that our children have no taste for reading, never having acquired it, and this explains their weakness in composition. This deficiency will continue as long as the source of the evil remains. A small library is necessary to make children seek and love good reading."

"How organize libraries and procure books? A large number of municipalities buy prize-books each year. It would suffice to ask them to purchase a few supplementary books in order to start a library. Every family has prize-books lying around which they would gladly give. An inspector tells me that, in his district, several families supplied schools with 30 to 50 books each; they are sometimes worn, but are prettily covered by teachers and pupils. The inspector during his visit will not fail now and then to leave a nice book. Before long the pupil will be able to choose a book he prefers and will gradually get the habit of reading, thus continuing his education."

In 1937 the same regional inspector says: "In their fall lectures the inspectors encouraged the establishment of small libraries for the use of the pupils. A goodly number of teachers were successful in this work, while others failed, owing to the unwillingness of parents to give up their children's prize-books. On the whole, the results were satisfactory and before long, we trust that every school will have good books at its disposal and that they will be read. Is not the cultivation of a taste for good reading the best means of having children speak and write well?"

Ontario.—The Ontario Teachers' Council comments in 1938 that school libraries have been improved by the addition of many new books for the new course of study.

Manitoba.—The Report of the Department of Education for 1936 introduces inspectors' comments on school libraries with the following paragraph: "The various comments which follow suggest that teachers and pupils appreciated the new additions to the libraries after a period of inaction. More and more the library is becoming an essential part of the school equipment and pupils are turning to it to supplement their regular texts or for recreation. We cannot afford again to suspend the operation of the Act requiring these annual additions to the library no matter how hard the times may be, for the average school board will not spend money on the library even in good times except under compulsion."

In the report of 1937 the introductory paragraph is as follows: "Requisitions for additions to the school library under Section 288 (1) of the Public Schools Act were again distributed to the schools and, as usual, a number of school boards thought to escape making the expenditure by not returning them. These boards overlooked the fact that the Government really is providing the money. When this provision for annual additions to the library was written into the statutes the Government increased its grant by twenty dollars per annum and required one-half of the increase to be spent on the library. Prior to that only a small percentage of the schools had any supplementary reading material. To-day a well assorted library is essential in view of the expanding curriculum and the change in methods of approach to the various fields of study."

Saskatchewan.—The Annual Report of the Department of Education of Saskatchewan for 1935 (published in 1937) contains the most recent comments of inspectors on school libraries. These follow: (1) "I believe as much has been spent on libraries during the past year as in three previous years put together." (2) "Additions to libraries though still insufficient, have been more generous

this year." (3) "The libraries are disappointing in the extreme." (4) "Not a single district made a substantial addition to its library. A few text and reference books is the extent of their efforts." (5) "School libraries have been largely neglected for several years."

Alberta.—The following quotation from the Annual Report of the Department of Education for 1936 indicates special attention to the problem of library facilities in connection with the revision of the course of study and introduction of the larger unit of administration: "A number of library officials in the Province were invited to meet the Deputy Minister of Education and the Supervisor of Schools at the Parliament Buildings on Monday, October 26th. The purpose of this Conference was to discuss ways and means of providing an adequate supply of library and reference books for schools undertaking the enterprise program and the new program for the intermediate school. . . ."

"After an exhaustive discussion of the whole question of school libraries and rural library service, recommendations were made to the Minister. . . . On December 29th the Supervisor was given an opportunity by the Chief Inspector to place these recommendations before the inspectors who are organizing the new school divisions. It was agreed that it should be one of the first duties of the divisional boards to provide a school library service for each division, and that this service should be centralized at the headquarters of each division."

A Departmental report on one year's experience with the larger units, issued in 1938, has the following to say in connection with library service: "In nine of the Divisions progress has been made in providing more adequate library service for the children. In two of these, complete schemes have been organized whereby regular exchanges of books take place, each school having access to from 120 to 200 new books during the year. All books in existing libraries have been assembled, reconditioned and redistributed. The Divisional Boards have supplemented these with grants of new books to the extent of several hundred dollars. This problem has been attacked in a generous spirit with courage and wisdom and splendid progress made. The introduction of the new program made the reorganization of the whole library plan a necessity."

British Columbia.—The B. C. Teachers Federation in 1937 states: "In the new curriculum the library assumes a most important place in the schools, and as a result school libraries are being very greatly improved."

One of the provincial high school inspectors may be quoted in reference to libraries: "During recent years I have been stressing the need of supplementary books for the different subjects of the High School Course and have been successful in obtaining a satisfactory supply of these in most schools. I felt there was a more pressing need for these than for professional books. This year, at the time of my first visit, I stressed the need for these professional books, and was very pleased to see on the occasion of my second visit that fully 50 per cent of the schools had obtained a number of these books."

The second high school inspector reports as follows: "Nearly all schools have libraries for the pupils' reading, together with a few professional books for the teachers' use. The Oak Bay and Salmon Arm High School libraries are worthy of special mention, both for choice of books and for the large number that are read by the pupils."

"Many teachers throughout the Province make use of the books loaned by the Public Library Commission, Parliament Buildings, Victoria, and by the Union Library of Abbotsford for the Fraser Valley District, at Kelowna for the Okanagan Valley District, and at Nanaimo for Vancouver Island."

Inspectors of elementary and superior schools refer to libraries in the following terms: (1) "Plans are being made for central reference libraries in Cranbrook, Creston, Michel-Natal, and Fernie. Many rural teachers are co-operating in the endeavour to establish libraries or library corners for their pupils." (2) "I have continued to urge upon Boards the need of supplementary books and the wisdom of building up the school libraries with additions each year. In many cases the response has been gratifying, but there is still a number of schools in which the libraries are quite inadequate." (3) "It is pleasing to note a growing interest on the part of teachers and trustees in providing better library facilities in the schools. During the depression years few additions were made to libraries and little supplementary reading material was purchased. Encouraged by the assistance that is now offered by the Department in the form of library grants, trustees and teachers in a number of districts are making a commendable effort to provide adequate reading material for their schools." (4) "Without exception now, every school in this inspectorate has a school library. Some are small and all contain obsolete books."

A characteristic feature of the British Columbia inspectors' reports is the attention they give to the matter of teachers' professional books in the school library.

Courses in school librarianship are now offered at the provincial summer school for teachers. They were attended by more than 60 teachers in 1938. The Department of Education has also increased provincial aid to school libraries. The provisions are described as follows in a review of changes during 1936-38: "By enactment of the Legislative Assembly in 1936 grants towards the cost of school libraries were increased. The maximum grant, \$50, formerly obtainable by the Board of School Trustees of any school district each year, was, in the case of a district in which more than one school is in operation, increased to \$25 for each school in operation, and the maximum grant placed at \$150.

"The Council of Public Instruction was also empowered to grant from time to time such amount as it might consider advisable to be paid from the Provincial Treasury to the Board of Management of any union library district constituted under the 'Public Libraries Act' to be expended by the Board for school library purposes."

CHAPTER V

HOSPITAL LIBRARIES

No information on hospital libraries has been included in this Survey since the edition for 1931, and then it was only on mental hospitals and sanatoria. For the present edition, information has been obtained from other hospital groups where the average length of a patient's stay is comparatively long—hospitals for incurables and war veterans—and from the larger institutions where the stay is shorter (mainly general hospitals). Altogether 148 were circularized, and 112 of these reported that they had a library. A directory of the hospital libraries in Part II shows the following for each institution: (1) Type of hospital; (2) Number of beds in it; (3) Number of books and whether the library occupies a room by itself; (4) How many books were added in 1937 by purchase, and how many were received as gifts.

Table 24 summarizes the information on libraries for each type of hospital in the Dominion as a whole.

TABLE 24.—HOSPITAL LIBRARIES ACCORDING TO TYPE OF HOSPITAL

Type of Hospital	Hospitals Circularized	Hospitals reporting Libraries	Number of Books	Books added in 1937	
				Purchased	Donated
Mental.....	45	29	41,776	2,563	3,953
General public.....	44*	31	38,095	648	3,256
Sanatoria.....	34	32	88,589	336	5,253
Incurable.....	11	8	1,845	85	275
War Veterans.....	6	6	8,624	500	2,137
Others.....	8*	6	3,102	47	418
Total.....	148	112	182,031	4,179	15,292

Type of Hospital	Librarian			Separate Room for Library	Number receiving Newspapers regularly	Number receiving Magazines regularly
	S.	P.	V.			
Mental.....	25	4	—	18	26	22
General public.....	9	1	21	25	18	17
Sanatoria.....	20	10	2	21	21	22
Incurable.....	8	—	—	5	6	4
War Veterans.....	3	3	—	3	5	5
Others.....	3	—	3	2	3	3
Total.....	68	18	26	74	79	73

* Number with more than 200 beds.

S.—Member of hospital staff.

P.—Patient.

V.—Voluntary helper from outside of hospital.

As indicated in the footnote, information was sought only from hospitals with a bed capacity of more than 200 in the "General" and "Others" groups. A complete coverage was attempted for the other four groups, except for some quite small institutions for incurables.

TABLE 25.—DATA ON HOSPITAL LIBRARIES BY PROVINCES

Province	Hospitals Circular- ized	Hospitals reporting Libraries	Number of Books	Books added in 1937	
				Purchased	Donated
Prince Edward Island.....	2	1	1,000	—	190
Nova Scotia.....	16	3	6,201	—	428
New Brunswick.....	6	5	3,500	—	305
Quebec.....	36	27	42,566	678	3,048
Ontario.....	47	41	71,895	2,271	8,660
Manitoba.....	10	8	17,220	35	457
Saskatchewan.....	11	10	16,577	457	995
Alberta.....	10	10	10,216	69	856
British Columbia.....	10	7	12,856	669	353
Canada.....	148	112	182,031	4,179	15,292

An interesting experiment in improved library service for hospitals is recorded in the Report of the Ontario Department of Health for 1937. It cannot be described here at length, but the following quotations will indicate the nature of it:

"Owing to the increased use of bibliotherapy as a therapeutic aid in the treatment of mental patients, it was decided, during 1937, to place graduate librarians in several of the Ontario Hospitals in an effort to learn the value of supervised reading among patients. . . ."

"Although most of the hospitals wished to co-operate, the experiment was limited to six, which number was finally determined by the number of applicants available for the service.

"The Library School of the University of Toronto was approached with a request for the application of librarians who would be interested in entering hospitals as librarian internes for a period of from two and one-half to three months. They were to receive transportation, room and board but no salary. In response to this appeal the Library received applications from twelve graduate librarians. These applicants were all interviewed. Before any could be placed, six withdrew, making six only available. These were placed at: Brockville, Hamilton, Kingston, London, Orillia, Woodstock.

"After the first month, the librarians were extended the salary of junior internes, i.e., \$10.00 per month. . . ."

"Of the six participating Superintendents, five have expressed a wish for a continuance of the service. In the case of the sixth, the hospital Superintendent stated that lack of space prevented his making a request for the immediate appointment of a permanent librarian.

"From the evaluation of the experiment given by the Superintendents, it is indicated that Bibliotherapy has a definite value as a therapeutic aid in the treatment of mental disease. It is hoped that it will be possible, at an early date, to have a librarian in charge of the patients' reading, on the permanent staff of each of the Ontario Hospitals."

The Ontario Department seems to be the only case where a central book supply service on a scale as wide as provincial is provided to hospital patients. Its nature may be indicated briefly by quoting the Report again:

"The patients' libraries in the Ontario hospitals were given special attention during the past year.

"The library purchased a total of 609 discards from private lending libraries and 318 new books for the use of the patients. An arrangement was entered into with a Toronto news agency whereby the hospitals were permitted to buy unsold periodicals at reduced prices. Thus, in addition to the regular periodical subscriptions, the hospitals received a total of 480 copies of unsold periodicals. The library also receives 50 copies each of two weekly papers donated to the Ontario Hospitals for the use of patients. The Library re-shipped 5,200 copies of these papers during the year.

"Donations from the Public Libraries and from the Boys and Girls' House, Toronto, went forward to various Ontario Hospitals during the year."

CHAPTER VI

LIBRARIANS, THEIR TRAINING CENTRES AND ASSOCIATIONS

Each of the five preceding Chapters has dealt with libraries of a particular class. This, the last Chapter, will take account of some matters that are of common interest to the librarians of all groups.

Librarianship as a Profession

There was a time when the only special qualification considered necessary for a librarian was a love of books. But for persons with a proper appreciation of the place that the modern library has to play in popular education, as well as in the promotion of scholarship and research, this time is definitely past. Library schools have been set up in the universities, and in the eyes of the public librarianship is steadily gaining recognition as a specialized occupation that requires the professional training the library schools are giving.

One of the questions in the minds of prospective candidates for a course in library science, and librarianship as a career, is the remuneration they may expect. To help in answering this question Table 26 shows salaries in all kinds of institutions (except the schools) employing librarians in considerable numbers.

TABLE 26.—SALARIES OF ALL FULL-TIME LIBRARIANS, 1937

	In Public Libraries	In Univer- sity and College Libraries	In Dominion Govern- ment Libraries	In Pro- vincial Govern- ment Libraries	In Technical Society Libraries	In other Libraries	Total
Men receiving							
Under \$500.....	11	2	—	—	—	1	14
\$ 500-\$ 999.....	11	10	—	4	2	8	35
\$1,000-\$1,499.....	11	5	3	8	1	3	31
\$1,500-\$1,999.....	5	4	12	5	2	1	29
\$2,000-\$2,499.....	4	2	4	4	1	—	15
\$2,500-\$2,999.....	2	—	2	—	2	1	7
\$3,000-\$3,499.....	1	1	1	3	1	1	8
\$3,500 and over.....	5	8	5	2	3	1	24
Total Men.....	50	32	27	26	12	16	163
Women receiving							
Under \$500.....	78	2	—	—	2	1	83
\$ 500-\$ 999.....	198	50	3	10	9	21	291
\$1,000-\$1,499.....	249	73	23	13	2	17	377
\$1,500-\$1,999.....	99	29	7	8	—	10	153
\$2,000-\$2,499.....	21	10	8	2	—	1	37
\$2,500-\$2,999.....	4	3	—	—	—	—	7
\$3,000-\$3,499.....	—	—	1	—	—	—	1
\$3,500 and over.....	1	—	1	—	—	—	2
Total Women.....	650	167	38	33	13	50	951
Total of men and women whose salaries are reported	700	199	65	59	25	66	1,114
Total number, including those whose salaries are not re- ported.....	750	323	66	59	25	78	1,301
Number who have attended a school of librarianship...	380	176	21	17	6	21	621

A final line is appended to the Table to indicate the proportion of librarians who have had some attendance at a school of library science, and it is of interest to note that nearly half are now in this category. The universities have been most exacting in this respect, as would be expected. The municipal libraries, i.e., the public libraries, have employed a much higher proportion trained in library science than have either the Dominion or provincial—more than one-half as compared with less than one-third.

The proportion of men to women is considerably lower in librarianship than in teaching; barely 15 p.c. of librarians are men, nearly 25 p.c. of teachers. Even so, the men's percentage among persons following the occupation of librarian is higher than among students preparing for it in the schools of library science.

Schools of Library Science

Previous editions of this report have described the courses available in library science at McGill University and at the University of Toronto (where they require a full year and lead to the Degree of Bachelor of Library Science, except in the case of students in the diploma course at Toronto) and at Acadia University, where there are two optional subjects in library science open to students proceeding to the Degree of Bachelor of Arts. Table 27 shows the annual number completing the one-year course at McGill and Toronto Universities since these courses were first established.

TABLE 27.—GRADUATES FROM FULL-TIME SCHOOLS OF LIBRARY SCIENCE, 1928-37

	McGill		Toronto	
	Men	Women	Men	Women
1928.....	1	19	-	-
1929.....	1	10	-	31
1930.....	-	15	-	21
1931.....	2	11	-	26
1932.....	2	11	-	35
1933.....	-	10	2	41
1934.....	1	16	2	42
1935.....	-	13	1	40
1936.....	3	16	-	47
1937.....	-	5	1	37

Since this survey was last issued courses in library science have become available at two of the French-language universities. L'Ecole de Bibliothécaires at the University of Montreal was founded in 1937. The University of Ottawa in the fall of 1938 announced evening lectures in library science to be given twice a week, two courses in the first year and others in the succeeding years.

Library Associations

Not all sections of the Dominion have librarians' associations, and there is no active organization of the kind on a Dominion basis. A considerable number of Canadian librarians belong to the American and British Library Associations. Data on regional and provincial associations follow:

MARITIME LIBRARY INSTITUTE.—Membership about 50. A quarterly bulletin is distributed to keep members in touch. Fourth annual Conference met

at Charlottetown, Prince Edward Island, June 22-23, 1938. President: Mr. Bramwell Chandler, Director Prince Edward Island Libraries, Charlottetown, P.E.I. Secretary, Mrs. M. K. Ingraham, Acadia University Library, Wolfville, N.S.

QUEBEC LIBRARY ASSOCIATION.—Organized in 1932. Membership 66. Annual Meeting in Montreal in May. Also holds monthly meetings. Secretary, Miss Margaret W. Good, Westmount Public Library, Westmount, Que.

MONTREAL SPECIAL LIBRARIES ASSOCIATION.—Organized 1932. Annual meetings held in June. Secretary, Miss Margaret Ireland, Head Office Library, Royal Bank of Canada, Montreal, Que.

ONTARIO LIBRARY ASSOCIATION.—Organized 1900. Annual meeting in 1939 to be held in Montreal at the invitation of the Quebec Library Association. President, Mrs. T. G. Elliott, 71 Bruce St., Galt; Secretary, Miss Elizabeth H. Morton, Public Library, Toronto.

ONTARIO REGIONAL GROUP OF CATALOGUERS.—Organized 1927. Annual meetings held at Public Library, Toronto. Chairman, Miss Beatrice Welling, University of Western Ontario, London, Ont.; Secretary, Miss Eleanor Shaw, Reference Librarian, Public Library, London, Ont.

PROFESSIONAL INSTITUTE OF THE CIVIL SERVICE OF CANADA LIBRARY GROUP.—Organized in 1934. Willing to co-operate with librarians in connection with problems concerning government documents. President, Miss Jean I. Matheson, Librarian, Forest Service, Department of Mines and Resources, Ottawa; Secretary, Miss N. I. Wills, National Museum, Ottawa.

MANITOBA LIBRARY ASSOCIATION.—Organized May, 1936, with the objective of promoting library service and librarianship, and stimulating public interest in libraries in the province. Secretary, Miss Elizabeth Dafoe, Librarian, University of Manitoba, Winnipeg.

ALBERTA LIBRARY ASSOCIATION.—Organized in 1930. Not meeting regularly. Secretary, Mrs. Cecil E. Race, Assistant to Librarian, University of Alberta, Edmonton.

BRITISH COLUMBIA PUBLIC LIBRARY ASSOCIATION.—Organized in 1911. Annual meeting of 1938 held at New Westminster. Secretary, Miss Stella Shopland, Provincial Normal School, Vancouver, B.C.

APPENDIX

RECENT PUBLICATIONS ON CANADIAN LIBRARIES

Literature on Canadian libraries is not plentiful, but there has been a considerable increase in the quantity during the last five years as compared with the amount in any previous period of the same length. Although it does not attempt to include articles appearing in the periodical press, the following list of publications may be of use to persons wishing to study the library situation in more detail than is possible from the data in this Survey.

PERIODICAL PUBLICATIONS

Bulletin of the Maritime Library Institute.—Published quarterly in mimeograph style since the summer of 1936. Edited by Mrs. Mary Kinley Ingraham, Acadia University Library, Wolfville, N.S. The first issue says it "will reflect the interests and aims of the librar-

ians of the Maritime Provinces, but will assume that these interests and aims are not regional only, that librarianship is a learned profession". Several articles on individual Maritime libraries have appeared in the Bulletin.

City Annual Reports on Public Libraries.—Published reports have been received from the following city libraries: Fraser Institute, Montreal; Ottawa, Ont.; St. Thomas, Ont.; Toronto, Ont.; Winnipeg, Man.; Regina, Sask.; Saskatoon, Sask.

Dominion Bureau of Statistics.—Survey of Libraries in Canada. Published biennially with information on public, university, college, business, technical society, and government libraries in each edition. In some editions a chapter is included on school and institutional libraries. All previous editions issued since 1930 are still available at 25 cents per copy from the Dominion Bureau of Statistics, Ottawa.

Ontario Library Review.—Published quarterly by the Public Libraries Branch of the Department of Education, Toronto. The price of an annual subscription is only 25 cents. Beginning in 1938, it includes an index of Canadian periodicals, and the four numbers of the year include about 400 pages. Each issue includes numerous articles of interest to librarians, and notes and news on library developments throughout the Dominion. The annual meetings of the Ontario Library Association are reported in the Review, and numerous papers read before the Association are included.

Provincial Annual Reports on Public Libraries.—The three Provinces with Government centres for the encouragement and direction of public library service publish annual reports on public libraries as follow: (1) The report of the Prince Edward Island Libraries is included in the Report of the Department of Education, Charlottetown; (2) The report of the Ontario Inspector of Public Libraries is included in the report of the Minister of Education, Toronto; (3) The Report of the British Columbia Public Library Commission is published as a separate document, Victoria.

Quebec Bureau of Statistics.—Public, Society, and Parish Libraries. A quinquennial section appearing in the volume, Educational Statistics (for 1928-29, 1933-34). Published by the Provincial Bureau of Statistics, Quebec.

OTHER PUBLICATIONS

American Library Association.—Proceedings of the Annual Conference. The Proceedings of the 1934 conference in particular include several papers by Canadian librarians. American Library Association, 520 North Michigan Ave., Chicago.

Bateson, Nora.—Library Survey of Nova Scotia. Report of a survey of the library situation in Nova Scotia made at the request of the Department of Education in 1937. "The Government authorized the Department of Education to make a survey of the province, so that any municipality or group of municipalities, wishing to set up a regional library, would have the necessary information on which to proceed." Copies are obtainable on request from the Department of Education, Halifax, N.S. 40 pp. 1938.

Bennett, Norma W.—Library Service in Saskatchewan. 16 pp. 1937. Pamphlet obtainable from the Public Library, Saskatoon, Sask.

Campbell, Catherine and Welling, B. M.—Library Science for Canadians, 1936. Sir Isaac Pitman and Sons, Toronto. 151 pp.

Commission of Enquiry (composed of John Ridington, Chairman; Mary J. L. Black and George H. Locke).—Libraries in Canada: a Study of Library Conditions and Needs. 1933. 153 pp., Ryerson Press, Toronto, and American Library Association, Chicago.

McGill University Library School.—Quebec in Books. Compiled by the class of 1934 for the convention of the American Library Association held in Montreal, June, 1934. 56 pp. McGill University Library, Montreal.

Prince Edward Island Libraries.—The Carnegie Library Demonstration in Prince Edward Island, Canada. A report on the three-year period 1933-36. 52 pp. Obtainable from the Prince Edward Island Libraries, Charlottetown.

PART II—Libraries Listed Individually

1.—Public Libraries in Canada, 1937

50

DOMINION BUREAU OF STATISTICS

Address and Name ¹	Librarian	Population (1931)	Volumes	Circulation	Borrowers	Open per Week		Expenditure	
						Days	Hours	On Books	Total
								\$	\$
Prince Edward Island—									
Prince Edward Island Libraries (F) (24 Br.).... (Charlottetown).....	Bramwell Chandler.....	88,038	44,981	240,641	28,448	-	-	5,576	19,558
Nova Scotia—									
Amherst—									
The Lay Library (F) (1935).....	Mrs. H. Y. Fraser.....	7,450	8,500	7,952	392	6	28	200	788
Baddeck (F).....		-	5,000	2,987	1,742	1	2	-	356
Barton—Brighton— (Barton).....	Mrs. C. E. Smith (Sec.).....	-	925	-	-	1	3	-	-
Berwick—									
West Cornwallis Library.....	Sister of St. Martha.....	837	-	-	-	-	-	-	-
Canso (F).....		1,575	1,400	2,300	-	5	15	40	40
Carleton—									
Durkee Memorial Library.....	Mrs. Catherine Nickerson.....	-	Opened in 1938.						
Chester—									
Zoé Vallé Memorial Library.....	Mrs. F. Armstrong.....	-	5,300	6,752	500	3	18	-	455
Dartmouth—									
Dartmouth Reading Room.....	Miss M. Lawlor.....	9,100	617	691	141	6	36	32	673
Halifax—									
Citizens' Library (F).....	Miss L. F. Barnaby.....	59,275	40,000	71,831	3,100	6	54	2,117	5,357
Mount St. Vincent Lending Library.....	Rev. Sr. Francis de Sales.....	-	1,606	-	115	4	8	273	273
Laurencetown.....	Mrs. A. Rumsey.....	-	2,000	2,340	35	1	3	26	51
Liverpool.....	T. E. D. Watson (Asst.).....	2,669	2,040	1,600	20	2	3	45	70
New Glasgow—									
Fraser-Bell Memorial Library.....	George Townsend.....	8,858	12,000	15,000	1,500	3	7	329	459
Plympton W. I.....	Alice M. Comeau.....	-	1,460	300	27	1	1	-	-
Reserve—									
People's Library.....	Rev. Sr. Madeline Gertrude.....	-	2,050	-	660	3	8½	464	482
Smith's Cove (F).....	A. Louise Jaggard.....	-	1,673	939	123	1	2½	-	-
Sydney (F).....		23,089	6,732	20,340	-	6	30	-	-
Truro (F).....	Mrs. J. H. Fitch.....	7,901	6,515	27,095	1,800	2	8	632	949
Yarmouth (F).....	Emelie F. Raymond.....	7,055	16,000	27,457	900	7	33½	177	2,639
New Brunswick—									
Clifton (F)—									
(Clifton Royal) (1935).....		-	1,000	200	30	-	-	-	-
Fredericton—									
St. Dunstan's Library (F).....	Rev. Father D. S. Gillis.....	8,830	3,165	1,750	150	1	-	147	147
Moncton (F).....	Mrs. B. M. F. Moore.....	20,689	11,986	57,102	11,220	6	54	753	3,734
Sackville—									
I.O.D.E. Boys and Girls' Library.....	Rev. F. W. W. Des Barres.....	2,234	552	3,130	200	1	3	101	106
Saint John (F).....	Estelle M. A. Vaughan.....	47,514	55,000	122,807	8,832	6	60	2,005	10,316
Portland Library (F).....	Fannie H. Day.....	-	6,000	28,217	1,000	5	27½	470	2,000
St. Stephen—									
St. Croix Community Library.....	Harold R. Haley (Sec.).....	3,437	Opened Dec., 1937.						
Silver Jubilee Rural Pub. Lib. Assn. (6 Br.)..... (Hopewell Cape).....	John Allen Drummond.....	-	1,500	6,200	-	2	5	-	-
Sussex (F).....	Mrs. L. A. Putnam.....	2,252	2,910	-	800	2	6	-	-
Woodstock—									
L. P. Fisher Library.....	Georgia E. Starrett.....	3,259	8,875	12,553	3,217	3	16½	203	-

51

² In addition there are some 8,000 volumes not yet catalogued.

¹ The member libraries of county or township library associations.

(El. Co.) Elgin County	(L. Co.) Lambton County
(Es. Co.) Essex County	(M. Co.) Middlesex County
(H. Co.) Halton County	(O. Co.) Oxford County
(H. Tp.) Howick Township	(W. Co.) Waterloo County

NOTE RE QUEBEC LIST.—The Secretary of the McGill University Rural Adult Education Service reports the existence of libraries at the following centres in addition to those included in the above list: Sawverville, North Hatley, Scottstown and Richmond.

Address and Name ¹	Librarian	Population (1931)	Volumes	Circulation	Borrowers	Open per Week		Expenditure	
						Days	Hours	On Books	Total
								\$	\$
Ontario—Continued									
Albinston (L. Co.)	Mrs. Ida Connor	708	1,620	5,533	125	3	11	39	283
Amherstburg (F) (Es. Co.)	Mrs. L. C. Reaume	2,759	7,394	28,910	925	5	25	582	2,355
Apple Hill	Mrs. P. D. McIntyre	-	1,400	2,226	97	1	2	47	47
Arkona (L. Co.)	Mrs. Geo. Evans	420	3,097	2,983	51	2	5	80	186
Arnprior (F)	Jessie E. McNabb	4,023	4,126	10,181	247	6	10½	-	-
Arthur (F)	A. B. Brillingier (Sec.)	1,021	3,796	6,149	147	4	8	135	390
Athens	Anna Dack	724	4,994	3,511	-	1	3	106	186
Atwood	Everett G. Goghlin	-	1,538	1,228	79	6	84	42	104
Auburn	Laura M. Phillips	-	2,087	1,167	50	2	5	24	199
Aurora (F)	Marjorie Andrews	2,587	6,043	23,504	823	5	13	358	935
Aylmer (F)	Mrs. Agnes Haight	2,283	16,335	19,425	1,250	3	12	516	1,324
Ayr (F) (W. Co.)	Elizabeth Fairgrieve	804	5,371	8,211	430	6	19	201	689
Badjeros	Mrs. Della Hannon	-	815	-	31	3	24	12	32
Bala	Audrey Orchard	374	1,651	814	105	4	10	70	175
Bancroft	Alice Mullett	911	4,070	11,165	227	2	8	309	524
Barrie (F)	Lila McPhee	7,766	11,968	77,262	4,214	6	33	1,594	4,597
Bayfield	Miss F. E. Fowlie	-	1,797	2,331	112	6	78	50	139
Bayham, (El. Co.)	Berta Atkinson	-	1,005	330	30	6	69	65	115
Baysville	Nancy L. Roberts	-	1,922	2,147	58	1	2	57	82
Beachville (O. Co.)	Mrs. Newell Fordon	-	2,889	1,486	32	2	4	27	107
Beamsville (F)	Louisa A. Kerr	1,203	8,684	17,151	624	3	15	417	1,018
Beaverton (F)	D. C. Calder (Sec.)	892	2,988	1,381	126	6	24	26	361
Beechwood— (Denfield R.R. 3)	Mrs. Ira L. Currie	-	2,643	1,147	32	6	72	50	82
Beeton (F)	F. C. Pierson	563	2,556	753	215	6	45	-	107
Belleville— Corby Library (F)	Ethel M. Adams	13,790	16,264	115,625	5,571	6	66	2,196	6,905
Belmont (F) (M. Co.)	Mrs. Hector Stewart	-	1,824	3,788	312	3	6	88	294
Belmore (H. Tp.)	Elizabeth Hakney	-	391	363	31	4	40	9	26
Belwood	Mrs Beatrice White	-	3,650	1,225	32	2	14	35	132
Birch Cliff— (Toronto, 13)	F. Chiddick	-	3,652	5,073	119	1	3½	101	167
Blenheim	J. D. Martin (Sec.)	1,737	5,945	6,052	185	5	17½	265	577
Blind River	Mae R. Stone (Sec.)	2,805	2,721	6,058	265	2	4	211	268
Bloomfield	J. H. R. Elliott	681	3,385	8,475	184	3	10½	212	452
Blyth	Amy E. Cosh	622	2,431	2,289	47	6	48	-	31
Bobcaygeon	Miss H. Mellow	991	4,963	4,544	166	3	10	149	301
Bolton	J. H. Robertson	556	3,953	2,210	35	1	2	-	48
Bond Head	Edith Kerr	-	637	747	31	3	19	37	73
Bothwell (F)	Mrs. Vivian Argue	649	2,410	4,279	171	3	10½	126	279
Bowmanville	Patricia M. Johnson	4,060	9,058	18,990	347	5	25	497	959
Bracebridge (F)	Mrs. W. H. Day	2,436	5,787	18,527	930	6	27½	512	1,532
Bradford	Josie M. Fingland	972	2,921	5,134	79	2	8	62	117
Brampton (F)	Vera Prime	5,532	7,219	37,284	2,318	6	39	666	2,687
Brantford (F)	Miss K. Armstrong	30,107	42,503	246,663	13,230	6	66	4,675	13,834
Brigden (I. Co.)	Maud Edwards (Acting)	-	744	1,364	113	2	6	29	100
Brighton (F)	James P. Makepeace	1,580	5,218	15,050	319	3	10½	258	541
Brockville (F)	James P. Makepeace	9,736	19,777	77,584	7,428	6	36	1,201	5,703
Bronte (H. Co.) (1935)	Mrs. J. G. Jones	-	1,409	1,367	45	1	1½	47	60
Brooklin	Mrs. J. G. Jones	-	2,973	2,266	55	3	10	65	173

Brougham.....	Mrs. T. C. Brown.....	-	1,495	1,850	46	6	78	51	86
Brown's Corners— (Agincourt).....	Jean C. Little.....	-	1,250	1,615	38	1	2	-	244
Brownsville.....	Mrs. Ena Derrough.....	-	1,996	3,990	112	3	44	82	169
Brucefield.....	Mrs. Jean Cornish.....	-	1,933	874	43	2	10	10	62
Bruceville (F).....	Mrs. Ida Lowry.....	782	5,177	5,233	220	6	33	135	175
Burgessville (O. Co.).....	Edna Hilliker.....	-	2,049	1,654	45	2	6	-	142
Burk's Falls (F).....	Olivia M. Watson.....	855	2,770	5,302	493	3	7	141	439
Burlington (H. Co.).....	Dorothy H. Angus.....	3,046	5,886	21,927	321	3	8	401	909
Byron (M. Co.).....	Kate R. Chapman.....	-	567	2,107	93	1	2	38	76
Caledon.....	Mrs. Elgin Welwood.....	-	3,425	971	38	1	2	32	78
Caledonia.....	Mary Thorburn.....	1,396	1,480	2,750	94	1	4	87	135
Cullander.....	Mrs. Rose Graham (Sec.).....	-	1,535	2,698	59	1	4	78	88
Cambray.....	Mary E. Farman.....	-	3,177	1,390	25	2	13	-	54
Camden East.....	Mrs. Loren Williams.....	-	3,150	1,388	50	1	2	32	74
Campbellford (F).....	Lilian Benor.....	2,744	8,312	29,113	1,409	6	30	682	1,806
Canfield.....	John A. Glaesby.....	-	890	4,616	32	6	78	16	61
Cannington.....	Ella M. Dobson.....	779	3,156	4,761	54	3	12	52	211
Cardinal (F).....	Mrs. H. J. Brindle.....	1,319	2,785	2,662	353	2	8	95	80
Cargill.....	Joseph L. Anstett.....	-	3,704	1,018	24	2	4	-	612
Carleton Place (F).....	Emma J. McRostie.....	4,105	6,947	14,171	379	6	24	196	78
Carlisle— (Denfield).....	Mabel Phillips (Sec.).....	-	1,230	1,448	30	6	78	37	47
Castleton.....	Mrs. John Stillman.....	-	562	1,127	34	2	4	18	36
Cayuga (F).....	Mrs. Maud Humphrey.....	721	2,778	4,350	126	3	6	36	103
Chapleau.....	Mrs. E. Beacock.....	-	2,778	6,712	142	3	6	67	242
Chatham (F).....	Jeanne S. Reid.....	14,569	26,127	106,465	3,987	6	67	2,629	9,660
Chatsworth.....	R. B. Sudden.....	266	2,500	2,400	53	6	54	-	67
Chenpside (1935)— (Nanticoke).....	-	-	3,239	2,025	62	-	20	32	58
Chesley (F).....	Mrs. Jean Bentlie.....	1,699	5,568	16,172	604	3	9	412	849
Chesterville.....	Edna McGee.....	1,012	1,113	1,144	50	1	2	5	118
Claremont.....	Mrs. Thomas Gregg.....	-	3,745	1,375	59	2	12	75	153
Clarksburg.....	Laura M. Currie.....	-	4,000	3,158	61	3	18	223	387
Clarkson (1935).....	-	-	1,450	1,142	80	-	2	35	68
Claude— (Inglewood).....	Mrs. Ed. Smith.....	-	3,297	475	31	-	-	15	23
Clifford (F).....	Mrs. Doris Eckenswiler.....	437	5,007	3,499	102	6	58	77	175
Clinton (F).....	Miss M. G. Rudd.....	1,789	11,093	15,576	639	6	33	428	1,496
Cobalt.....	Mrs. Jean Cross.....	3,855	Inactive	-	-	-	-	-	-
Cobourg.....	Lena I. Roberts.....	5,834	6,400	18,172	264	5	20	302	787
Cochrane (1935).....	-	3,963	7,597	10,438	88	-	6	81	257
Colborne (1935).....	-	1,015	2,259	8,485	159	-	13	55	244
Coldstream (M. Co.)— (Hiderton).....	Edmund Wark (Sec.).....	-	2,494	897	33	6	84	56	133
Coldwater.....	Helen Walker.....	628	3,771	3,710	86	1	2	8	69
Collingwood (F).....	Elizabeth Henderson.....	5,809	12,889	24,776	950	6	33	434	2,544
Comber.....	Mrs. Florence Jefferies.....	-	4,486	3,634	57	3	8	137	294
Coniston.....	F. M. Aggin (Sec.).....	-	1,836	1,028	87	3	4	84	99
Cookstown.....	Minnie Spence.....	-	2,224	880	32	1	5	-	34
Coppleston (L. Co.) (1933).....	-	-	1,486	250	20	-	-	-	-
Copper Cliff.....	Jas. Haselden (Sec.).....	3,173	7,619	12,413	1,583	6	84	185	758
Cornwall (F).....	Linda Clarke.....	11,126	11,656	45,680	2,018	6	61	1,262	3,188
Cottam (Es. Co.).....	Mrs. Hazel Newman (Sec.).....	-	2,624	3,439	98	2	8	67	173
Courtright (L. Co.).....	Bessie Cathcart.....	345	984	5,359	260	6	66	56	132
Creemore.....	Verna Thompson.....	591	1,520	3,529	45	1	5	6	121
Delhi (F).....	Miss M. A. E. Quance.....	1,121	3,668	12,391	271	3	8	281	1,112
Delta.....	Mrs. Estella Preston.....	-	1,975	1,495	59	2	16	22	95
Depot Harbour.....	Mrs. H. W. Smith (Sec.).....	-	3,331	2,656	86	1	1	84	107
Dorchester (M. Co.).....	Lizzie Carroll.....	-	2,764	3,553	102	2	16	73	181

1.—Public Libraries in Canada, 1937—Continued

Address and Name ¹	Librarian	Population (1931)	Volumes	Circulation	Borrowers	Open per Week		Expenditure	
						Days	Hours	On Books	Total
								\$	\$
Ontario—Continued									
Drayton (F).....	Ethel G. Waters.....	558	4,143	4,344	289	4	26	63	398
Dresden (F).....	Florence M. Adkin.....	1,529	3,688	7,492	255	6	33	301	980
Drumbo (O. Co.).....	Mrs. Jas. Law.....	—	5,232	1,026	45	3	15	4	132
Dryden (F).....	Mrs. C. A. Hutchison.....	1,326	3,806	13,136	352	2	6	429	762
Dundalk.....	James H. Mims.....	673	2,625	2,272	78	6	72	36	134
Dundas (F).....	Ella S. Brant.....	5,026	9,976	42,056	2,668	6	25	536	2,833
Dungannon.....	Roy Rutledge.....	—	2,778	5,322	75	6	42	109	162
Dunnville.....	Mrs. Jas. Bate.....	3,405	8,204	4,254	268	6	20½	238	696
Durham (F).....	Mrs. Sudie F. Dargavel.....	1,750	6,278	13,626	693	4	8	499	1,060
Dutton.....	Mrs. Elona Bambridge.....	776	5,334	11,163	206	3	18	188	665
East Linton.....	Mrs. George Saunders.....	—	Inactive.	—	—	—	—	—	—
Elmira (F).....	Cosimo Schierholtz.....	2,170	6,765	9,939	1,083	6	14	401	1,204
Elmwood.....	Mrs. John Clouston.....	—	2,656	2,326	119	2	6	54	145
Elora (F).....	Muriel Passmore.....	1,195	9,898	14,822	480	3	19	877	1,422
Embro (O. Co.).....	Mrs. Grace McNeil.....	460	5,495	7,163	48	3	6½	44	150
Enno (1935).....	—	—	1,645	2,751	75	6	79	—	63
Englehart.....	E. A. Cole.....	1,210	1,040	1,859	35	2	2½	58	68
Ennotville— (Elora R.R. 2).....	Bruce Rae.....	—	4,560	615	59	1	2	40	123
Erin (F).....	William E. Crouch.....	451	3,545	3,112	137	2	6	25	254
Espanola.....	Dorothy G. Bisson.....	—	4,534	4,259	190	2	2	34	59
Essex (F) (Es. Co.).....	Miss M. Whitmore.....	1,954	5,503	7,318	772	4	8	275	848
Ethel.....	Mrs. B. F. Carr.....	—	1,491	2,044	74	3	13	28	121
Exeter (F).....	Mrs. Mary E. Gidley.....	1,666	5,781	17,067	914	4	18	434	1,150
Fenelon Falls (F).....	Beth Austin.....	963	5,038	18,428	418	4	14	67	290
Fenwick— Maple Acre Library.....	Mrs. H. T. Elliot.....	—	2,709	2,437	78	2	7½	73	96
Fergus (F).....	Mrs. Janet Hodge.....	2,594	5,334	17,284	660	5	20	471	1,421
Flesherton.....	Mrs. J. E. McFadden.....	482	2,645	2,540	45	2	6	50	90
Fonthill (F).....	Inez J. Carter.....	863	7,478	6,538	601	3	7	127	424
Fordwick (H. Tp.).....	Elizabeth Graham.....	—	984	3,284	61	2	10	50	128
Forest (F) (L. Co.).....	Ivy R. Frasee.....	1,480	3,082	17,378	710	6	30	198	905
Foresters Falls.....	H. Wilson.....	—	2,500	573	50	6	60	20	77
Fort Erie (F) (1 Br.).....	Mrs. Florence McClelland.....	5,904	10,470	45,151	3,562	6	16	1,053	2,214
Fort Frances (F).....	Margaret Henry.....	5,470	7,691	32,158	3,216	6	27	603	2,412
Fort William (F) (1 Br.).....	W. Rentoul Custell.....	26,277	44,326	193,000	11,132	6	72	3,429	15,560
Frankford.....	Zoa M. Potter.....	852	3,212	6,083	195	3	8	200	588
Fulton— (Smithville R.R. 1).....	Mrs. J. B. Merritt.....	—	751	568	26	6	72	48	54
Galt (F) (W. Co.).....	Kathleen Moyer.....	14,006	12,458	82,657	7,769	6	61	2,433	7,857
Gunanogue (F).....	Janet E. Scott.....	3,592	7,209	33,588	2,015	6	36	900	2,319
Georgetown (F).....	Ella Barber.....	2,288	5,063	9,702	1,298	3	13½	609	1,319
Glummis.....	Mrs. A. A. Greer.....	—	985	1,153	32	2	8	—	38
Glamworth (M. Co.).....	Mrs. Grace Shore.....	—	2,448	2,735	79	2	6	63	168
Glen Allan.....	Mrs. Mary Sanderson.....	—	1,126	1,452	30	2	18	12	33
Glencoe (F) (M. Co.).....	Edna Precious.....	788	3,921	12,284	503	3	16½	269	722
Glen Morris.....	Mrs. Elizabeth Baird.....	—	3,272	877	30	6	72	50	168
Goderich (F).....	A. Rose Aitken.....	4,491	7,263	27,752	2,081	6	36	614	2,431
Gore Bay (F).....	Mrs. Jessie Langford.....	673	1,304	2,498	225	5	8	31	307
Gore's Landing.....	Emily Pratt.....	—	2,392	475	78	1	1½	98	125

Gorrie (H. Tp.)	Miss B. McLaughlin (Sec.)	-	1,706	1,968	41	2	8	2	36
Grafton	Miss M. V. D. Young (Treas.)	-	2,654	2,663	64	6	24	126	186
Grand Valley (F)	C. Arthur Blair	591	3,346	4,916	141	3	9	98	740
Granton	Mrs. A. M. Foster	-	1,550	3,806	70	6	81	62	153
Gravenhurst (F)	Mrs. Mary M. Bradley	1,864	2,762	14,501	484	2	8	317	652
Grimaby (F)	Madelene Blanchard	2,198	5,155	32,504	1,320	5	27	769	2,154
Guelph (F)	Nelle H. Reed	21,075	36,246	242,132	8,963	6	66	4,038	11,738
Hagersville (F)	Thelma Kett	1,385	3,417	8,526	331	3	8	429	797
Haileybury	Mary Shields	2,813	4,760	7,093	82	6	18	15	332
Haliburton	Mrs. Berkeley Feir	-	1,769	1,483	33	2	4	25	75
Hamilton (F) (3 Br.)	Mrs. Lurene Lyle	155,547	144,484	656,168	34,420	6	66	11,492	74,829
Hanover (F)	Mrs. Irene Brandon	3,077	5,858	22,231	1,452	6	35	516	1,225
Harrietsville	C. K. Shepherd	-	3,138	1,560	50	6	60	51	96
Harrington— (Harrington West)	Mrs. I. Sutherland	-	2,690	1,328	35	6	54	46	87
Harriston (F)	Addie Anderson	1,296	6,465	19,429	820	5	33	360	1,116
Harrow (Es. Co.)	Mrs. Wm. Houghton	989	2,718	2,920	71	3	8	98	357
Harrowsmith	Helen M. Shibley	-	1,069	1,492	31	1	2	-	77
Havelock	Mrs. Rebecca Jones	1,173	532	1,460	60	1	4	43	68
Hensall (F)	Mrs. Annabel Cameron	721	2,939	7,788	201	3	12	225	375
Hepworth	Anna Kemp	314	825	765	29	2	11	-	67
Hespeler (F) (W. Co.)	Alethea Johnston	2,752	6,298	15,783	667	5	19	640	2,074
Hickson (O. Co.)	Eunice L. Brown (Asst.)	-	1,639	2,000	100	3	6	101	174
Highgate	Mrs. Jeanne Littlejohns	-	2,577	4,212	80	3	21	97	259
Highland Creek	Gladys Kemp	-	3,192	856	38	1	1	-	33
Hillsburgh (F)	Mrs. F. MacMillan	-	2,261	5,150	150	2	8	97	270
Hillsdale (1935)	-	-	2,774	966	33	-	4	13	36
Hilton Beach	Mrs. W. J. Trainor	214	2,378	2,315	89	2	10	-	151
Holstein	-	-	2,457	1,635	37	6	30	5	52
Honeywood	Mrs. G. A. East	-	1,381	773	47	6	84	14	40
Hornepayne	Mrs. M. W. Tompkins	-	1,413	nil	33	2	3	-	33
Humber Bay	R. Farrow	-	2,676	3,034	141	1	2	70	83
Huntsville	Percival B. Walmsley	2,817	4,338	7,144	186	5	12	117	515
Hyde Park (M. Co.)	Mrs. Alice Quinney	-	104	775	37	2	10	8	39
Hyndford	Mrs. Mary Dipsam	-	2,184	2,034	219	6	18	68	108
Ignace (F)	James Tait	-	785	1,414	59	6	18	21	77
Ilderton (M. Co.)	Alex W. Scott	-	1,702	3,537	74	2	8	50	144
Ingersoll (F) (O. Co.)	L. Irene Cole	5,233	10,068	49,361	3,200	6	35	1,027	2,936
Inglewood (1935)	-	-	1,602	3,300	37	-	2	60	80
Inkerman	A. R. Allison	-	515	311	15	6	60	-	-
Inwood (L. Co.)	Hubert Pitz	-	1,615	3,424	105	3	8	-	139
Iroquois	Mabel B. Landon	937	2,997	1,942	52	2	5	45	159
Iroquois Falls	F. E. Wood (Chairman)	1,476	5,832	8,356	170	3	7	428	888
Islington (1935)	-	-	3,821	1,457	22	1	1	9	47
Ivanhoe	Mrs. J. Clements	-	945	1,000	33	6	72	23	60
Jarvis	Lenora Allen	506	4,073	2,631	96	2	9	89	200
Kars	Mrs. Ruby C. James (Sec.)	-	2,124	1,304	32	2	6	16	38
Kearney	James G. Proudfoot	327	1,085	3,806	52	2	2	20	35
Kemble	Mrs. V. A. Vanstone	-	1,992	1,443	62	2	3	32	111
Kemptville (F)	Evelyn Shaver	1,286	4,283	11,085	730	6	14	311	717
Kenora (F)	Etta Stephen	6,766	7,602	56,177	3,772	6	34	1,159	4,022
Kinberley	-	-	1,125	1,202	35	1	2	-	12
Kincardine (F)	Ethel Scougall	2,465	5,782	17,822	868	5	20	377	1,137
Kingston (F)	Mrs. A. Kennedy	21,439	33,721	258,704	15,426	6	66	4,182	15,855
Kingsville (F) (Es. Co.)	Owen Harris	2,174	7,855	7,453	650	6	24	169	788
Kinsale— (Brooklin R.R. 1)	Walter T. Stevenson	-	1,064	934	53	1	3	77	89
Kintore (O. Co.)	Mrs. T. H. Haynes	-	2,828	3,529	63	6	74	119	193
Kirkfield	Maude Fraser	-	1,828	-	66	6	-	90	105
Kirkland Lake	Mrs. Lorna Murphy	-	4,627	39,092	1,046	8	32	722	2,463

1.—Public Libraries in Canada, 1937—Continued

Address and Name ¹	Librarian	Population (1931)	Volumes	Circulation	Borrowers	Open per Week		Expenditure	
						Days	Hours	On Books	Total
								\$	\$
Ontario—Continued									
Kirkton.....	Mrs. Russell Morrison.....	-	1,800	3,435	111	4	27	38	198
Kitchener (F) (W. Co.).....	B. Mabel Dunham.....	30,793	38,054	242,140	10,130	6	75	6,761	17,537
Komoka (M. Co.).....	Mrs. Wilbert Arrand.....	-	2,052	1,010	33	6	72	80	160
Lakefield (F).....	Helen A. Burgess.....	1,332	2,412	8,184	335	2	5	225	405
Lakeside.....	Mrs. May Kittmer.....	-	1,767	4,978	105	6	84	80	124
Lambeth (M. Co.).....	Miss M. C. Ramsden.....	-	2,228	2,624	90	3	8	-	147
Lanark (F).....	Mrs. Amy MacIntosh.....	601	2,711	6,863	285	3	4	180	304
Lancaster (F).....	Mrs. H. J. McLaren.....	616	3,116	2,255	166	2	4	-	243
Leamington (F).....	Winnifred Hetherington.....	4,902	9,560	26,557	1,414	3	33	756	2,262
Lefroy— (Churchill).....	Mary V. Sloan.....	-	1,956	1,303	37	2	4	25	46
Lindsay (F).....	Edith J. Blackwood (Asst.).....	7,505	17,277	66,756	1,795	6	36	1,692	4,208
Linwood (W. Co.).....	Viva E. McKay.....	-	1,035	1,604	53	1	4½	35	82
Listowel (F).....	Pearl Goddard.....	2,676	6,804	25,096	839	6	42	491	1,347
Little Britain (F).....	Kathleen Seeley.....	-	4,550	2,967	82	6	78	83	269
Little Current (F).....	Rebecca Beriault.....	1,101	1,243	1,937	396	2	6	59	132
Londesborough (1935).....	-	-	439	1,010	41	6	84	50	82
London (F) (3 Br.).....	Richard E. Crouch.....	71,148	105,837	536,149	26,194	6	69	14,912	45,044
Lorne Park.....	Edna Denison.....	-	2,068	1,092	39	1	3½	33	56
Lucan (M. Co.).....	Mrs. Esther M. Downs.....	606	2,164	4,868	83	3	8½	33	278
Lucknow (F).....	Mrs. Victor Johnston (Sec.).....	973	5,390	11,054	331	3	15	232	520
Madoc.....	Eva A. Crawford.....	1,059	4,619	9,078	189	3	9½	75	325
Mandamunin (L. Co.)— (Sarnia).....	Mrs. Alex. Chalmers.....	-	2,588	4,164	47	2	3	89	192
Manilla.....	A. De Lury (Sec.).....	-	6,690	2,158	112	3	18	100	263
Manotick.....	Mrs. John Watterson.....	-	2,128	1,700	60	1	4½	51	90
Markdale (F).....	Marjorie Mann.....	892	3,833	7,995	353	3	7½	238	667
Markham.....	Mrs. Elizabeth A. Paisley.....	1,008	3,899	4,871	91	3	7	22	485
Marmora.....	Mrs. Mary S. Thomson.....	996	3,631	10,368	438	2	12	263	592
Martintown.....	Alwyn Ross.....	-	1,718	800	38	3	9	13	36
Maxville.....	Meta McKercher.....	789	1,432	1,263	38	1	4	19	74
Maxwell (1935).....	-	-	674	1,713	46	-	36	25	55
Meaford (F).....	Ada V. Hurd.....	2,624	5,102	22,211	917	5	25	587	1,779
Melbourne (M. Co.).....	Mrs. Maude Foster.....	-	1,480	1,668	32	2	8	19	111
Merrickville (F).....	Arthur H. Johnston.....	812	2,021	1,800	262	6	72	154	429
Merriton (F).....	Mrs. J. Carroll.....	2,523	7,596	17,502	855	5	20	188	1,589
Midland (F).....	Mrs. E. B. Howard.....	6,920	16,999	72,589	3,800	6	23½	943	3,631
Mildmay (1935).....	-	685	1,566	740	189	-	5	-	70
Millbank (1935)— Memorial Library.....	-	-	1,867	1,334	36	1	2	60	141
Millbrook (F).....	Margaret E. Armstrong.....	663	3,311	11,635	118	3	7	81	303
Mill Grove.....	W. F. Mason.....	-	1,377	468	20	1	1	-	-
Milton (F) (H. Co.)— (Milton West).....	Helen I. Mockridge.....	1,839	6,933	10,030	661	3	7½	169	598
Milverton (F).....	Miss M. E. McCourt.....	983	5,814	8,924	257	3	12	282	1,186
Mimico (F).....	Ada E. Coulton.....	6,800	6,431	53,197	3,182	5	55	1,240	4,097
Minden.....	E. A. Rogers (Sec.).....	-	2,551	1,165	38	1	2	13	66
Mitchell (F).....	Verna L. Colquhoun.....	1,588	5,084	14,661	430	4	10	350	836
Monkton.....	Mrs. F. Goforth.....	-	1,600	1,200	72	1	4½	20	80
Mono Road.....	Mrs. Gloria Johnston.....	-	1,000	780	40	1	4	-	42

Moorefield (1934).....	-	929	1,542	48	6	72	15	70
Morrisburg.....	1,420	4,460	3,988	145	2	10	125	440
Morrison.....	-	2,210	1,086	48	6	60	57	115
Mount Albert.....	-	2,193	2,898	70	3	104	82	208
Mount Brydges (M. Co.).....	-	1,238	963	56	3	6	7	19
Mount Dennis (F).....	-	5,930	55,518	4,840	6	30	819	3,386
Mount Elgin (O. Co.).....	-	1,328	50	2	4	4	37	111
Mount Forest (F).....	-	1,027	16,537	1,015	5	20	260	1,360
Mount Hope (1935).....	-	2,239	25	-	7	7	-	72
Nanticoke.....	-	3,235	31	6	42	4	4	45
Napanee.....	3,497	8,098	19,713	282	6	28	528	1,460
Napier (M. Co.)—	-	-	-	-	-	-	-	-
(Strathroy R.R. 3).....	-	884	963	29	6	84	26	45
Newburgh.....	454	3,118	4,615	66	2	4	10	115
Newbury (M. Co.).....	258	1,924	1,537	54	1	41	45	85
Newcastle (F).....	660	4,535	12,018	356	3	7	462	969
New Dundee.....	-	1,683	3,386	100	6	54	47	102
New Hamburg (F) (W. Co.).....	1,436	3,771	10,539	753	6	24	498	1,094
Newington—	-	-	-	-	-	-	-	-
Forbes Memorial Library.....	-	2,286	1,527	37	1	2	34	87
New Liskeard (F).....	2,880	11,199	24,934	1,194	6	33	890	2,123
New Lowell.....	-	1,085	1,316	40	2	8	20	60
Newmarket (F).....	3,748	6,177	29,118	1,100	6	15	703	1,342
New Toronto (F).....	7,146	11,261	69,406	1,722	5	33	2,003	5,705
Niagara Falls (F) (1 Br.).....	19,046	28,607	201,366	9,058	6	72	3,629	12,082
Niagara-on-the-Lake.....	1,228	8,520	2,662	60	2	6	61	210
Norland.....	-	3,035	2,445	170	6	82	4	38
North Bay (F).....	15,528	16,188	97,166	7,607	6	33	1,821	7,060
North Gower.....	-	1,588	3,023	52	2	24	49	106
Norwich (F).....	1,158	5,447	14,454	305	3	8	274	1,003
Norwood (F).....	756	1,592	5,036	158	6	24	100	428
Oakville (F) (H. Co.).....	3,857	9,360	20,600	1,500	5	27	645	2,785
Oakwood (F).....	-	2,883	5,640	110	3	6	66	154
Odessa.....	-	1,648	1,480	40	6	73	23	149
Oil Springs (F) (L. Co.).....	394	1,299	11,832	122	1	61	150	239
Oranmore.....	514	1,868	2,738	60	3	6	104	216
Orangeville (F).....	2,614	9,302	21,402	650	6	34	472	2,171
Orillia (F).....	8,183	11,166	75,718	4,036	5	35	1,690	4,685
Orono.....	-	2,517	4,019	73	3	8	69	98
Osgoode.....	-	3,400	1,175	96	1	2	72	76
Oshawa (F).....	23,439	16,584	136,957	10,929	6	75	3,126	9,870
Ottawa (F) (5 Br.).....	126,872	141,373	470,352	37,831	6	75	17,664	73,783
Otterville (F).....	-	3,740	3,585	380	3	15	86	292
Owen Sound (F).....	12,839	21,410	113,387	4,127	6	50	3,502	8,124
Paisley (F).....	724	3,253	3,983	175	3	19	158	422
Palermo.....	-	623	1,221	32	1	2	72	87
Palmerston (F).....	1,543	4,927	8,493	715	5	25	156	1,758
Puris (F).....	4,137	14,840	41,665	1,580	6	36	820	2,278
Park Head.....	-	1,111	834	32	6	78	26	69
Parkhill (F) (M. Co.).....	1,030	3,679	5,027	587	3	18	218	869
Parry Sound (F).....	3,512	7,321	26,097	858	6	14	812	1,715
Pembroke (F).....	9,368	14,793	37,224	3,637	6	26	894	2,722
Penetanguishene (F).....	4,035	8,314	20,013	320	6	12	347	1,367
Perth (F).....	4,099	7,277	26,760	1,045	6	33	835	2,428
Peterborough (F).....	22,327	29,574	174,295	5,578	6	38	2,760	12,517
Petrolia (F) (L. Co.).....	2,596	1,725	14,209	761	6	30	389	875
Pickering.....	-	2,703	2,088	117	3	11	97	227
Pictou (F).....	3,580	9,527	39,251	2,152	6	38	936	2,732
Pinkerton.....	-	2,071	630	30	2	4	-	46
Miss Merkley.....	-	-	-	-	-	-	-	-
Grace B. McNaughton.....	-	-	-	-	-	-	-	-
Olive Tinsdale.....	-	-	-	-	-	-	-	-
W. J. H. Reuson.....	-	-	-	-	-	-	-	-
Geo. J. Hinton (Sec.).....	-	-	-	-	-	-	-	-
Bertha H. Gilbert.....	-	-	-	-	-	-	-	-
Margaret Hunter.....	-	-	-	-	-	-	-	-
Mrs. Chas. Martin.....	-	-	-	-	-	-	-	-
Mrs. Vera H. Steacy.....	-	-	-	-	-	-	-	-
Mr. and Mrs. A. E. Field.....	-	-	-	-	-	-	-	-
May Johnston.....	-	-	-	-	-	-	-	-
W. H. Parnall.....	-	-	-	-	-	-	-	-
Cora Barnard Butler.....	-	-	-	-	-	-	-	-
Herman Kavelman.....	-	-	-	-	-	-	-	-
Wilma C. Seyler.....	-	-	-	-	-	-	-	-
Bernice Paupet.....	-	-	-	-	-	-	-	-
Mrs. Carrie U. Bowman.....	-	-	-	-	-	-	-	-
Mrs. Charlietta M. Perry.....	-	-	-	-	-	-	-	-
Sadie L. Burrows.....	-	-	-	-	-	-	-	-
Lorna R. Procter.....	-	-	-	-	-	-	-	-
Ruby E. Wallace.....	-	-	-	-	-	-	-	-
W. D. Cuskey.....	-	-	-	-	-	-	-	-
J. A. Le Crow.....	-	-	-	-	-	-	-	-
Mrs. E. L. Raney.....	-	-	-	-	-	-	-	-
Miss J. N. Morphy.....	-	-	-	-	-	-	-	-
Mrs. Mary J. Addison.....	-	-	-	-	-	-	-	-
Mrs. Jeanne Rothwell.....	-	-	-	-	-	-	-	-
Mary C. Macgillivray.....	-	-	-	-	-	-	-	-
Fred O'Neill.....	-	-	-	-	-	-	-	-
Mrs. W. A. Smith.....	-	-	-	-	-	-	-	-
Mrs. Beatrice Kay.....	-	-	-	-	-	-	-	-
Hornace W. Hill.....	-	-	-	-	-	-	-	-
Mrs. Ethel P. Moore.....	-	-	-	-	-	-	-	-
Ada Murphy.....	-	-	-	-	-	-	-	-
Mrs. Mary E. Cooper.....	-	-	-	-	-	-	-	-
Mrs. W. D. Kennedy.....	-	-	-	-	-	-	-	-
Dorothy E. Schofield.....	-	-	-	-	-	-	-	-
F. C. Jennings.....	-	-	-	-	-	-	-	-
C. W. Ottewell.....	-	-	-	-	-	-	-	-
Roberta Sutherland.....	-	-	-	-	-	-	-	-
Ruby Irving.....	-	-	-	-	-	-	-	-
A. G. Breemer.....	-	-	-	-	-	-	-	-
Mrs. Janet Smithson.....	-	-	-	-	-	-	-	-
A. Kirkpatrick.....	-	-	-	-	-	-	-	-
Mrs. H. White.....	-	-	-	-	-	-	-	-
Mrs. Grace Wasnidge.....	-	-	-	-	-	-	-	-
Rose E. McGee.....	-	-	-	-	-	-	-	-
Alma Beatty.....	-	-	-	-	-	-	-	-
Edgar I. Moreau (Sec.).....	-	-	-	-	-	-	-	-
T. C. Smith (Sec.).....	-	-	-	-	-	-	-	-
Fred M. De La Fosse.....	-	-	-	-	-	-	-	-
Margaret McHattie.....	-	-	-	-	-	-	-	-
Jean Clark.....	-	-	-	-	-	-	-	-
Eleanor Holmes.....	-	-	-	-	-	-	-	-
Alma Reid.....	-	-	-	-	-	-	-	-

Address and Name ¹	Librarian	Population (1931)	Volumes	Circulation	Borrowers	Open per Week		Expenditure	
						Days	Hours	On Books	Total
Ontario—Continued									
Plattsville (O. Co.).....	A. Glendenning.....	-	1,120	2,212	110	3	21	15	130
Plympton (L. Co.)— (Camlachie).....	Mrs. Wm. Lockyer.....	-	2,255	3,795	28	1	3½	34	105
Point Edwards (L. Co.).....	Marjorie Crees.....	1,362	4,569	2,463	42	2	3	-	36
Porcupine-Dome (F)— (South Porcupine).....	Mary H. Brinton.....	-	3,747	19,569	925	4	10½	484	1,197
Port Arthur (F).....	Winnifred Ironside.....	19,818	16,419	115,011	9,990	6	72	2,417	13,081
Port Carling (F).....	Orlando W. Stubbs.....	599	2,998	5,136	210	2	8	120	378
Port Colborne (F).....	Mrs. Josephine Macallister.....	6,503	7,255	28,531	867	6	32½	756	1,783
Port Credit.....	Mrs. Murie Goggin.....	1,635	5,705	9,156	392	3	5	119	252
Port Dover.....	C. M. Bannister.....	1,707	4,045	9,540	234	5	27	251	504
Port Elgin (F).....	M. Eileen Chapman.....	1,305	5,454	8,093	560	5	25	239	1,630
Port Hope (F).....	Edith M. White.....	4,723	12,281	25,694	1,817	6	48	796	2,339
Port Lambton (L. Co.).....	Mrs. Roy Claus.....	-	633	1,908	42	6	73½	16	85
Port Perry (F).....	-	1,163	4,024	9,332	801	6	14	256	970
Port Rowan (F).....	Dorothy E. Reeves.....	689	2,513	2,595	203	3	6	186	452
Port Stanley (El. Co.).....	Luella Jones.....	816	3,007	4,371	163	3	16½	30	304
Powasson.....	Mrs. Bessie Rowlandson.....	650	1,682	2,560	125	2	5	37	130
Prescott (F).....	Susan Tyner.....	2,984	12,647	25,167	1,312	6	12	446	1,617
Preston (F) (W. Co.).....	Helen Wallis.....	6,280	10,168	62,833	2,032	6	36	1,107	3,243
Princeton (O. Co.).....	Mrs. Elizabeth S. Wells.....	-	2,652	4,762	48	2	8½	83	164
Queensville.....	Mrs. Bessie Scott.....	-	4,326	2,269	40	1	5	10	52
Rebecca— (Thorndale R.R. 2).....	H. W. McCallum.....	-	908	2,270	47	6	84	106	145
Renfrew (F).....	Elizabeth Russell.....	5,296	13,362	48,944	2,504	6	30	1,278	3,089
Richmond Hill (F).....	Lucy A. Yerex.....	1,295	5,005	6,794	623	3	6	338	628
Ridgetown.....	Anne Prosser.....	1,952	5,253	12,072	213	5	12	427	643
Ridgeway.....	Bernice Disher.....	-	3,766	4,100	213	3	7	111	331
Ripley.....	Minnie Dalby.....	442	2,770	2,570	37	2	14	19	111
Rittenhouse (F)— (Vineland Station).....	Elwood W. Cook.....	-	2,498	3,384	283	2	2	161	169
Rodney (El. Co.).....	Mrs. Della Ludy.....	736	2,509	6,119	196	3	8	2	167
Romney— (Wheatley R.R. 1).....	Mrs. Frank Crewe.....	-	5,504	3,137	88	6	78	75	115
Rosssdale— (Ailsa Craig R.R. 1).....	Mrs. Jessie McIntosh.....	-	1,682	3,975	48	6	42	71	195
Runnymede (1935— (Toronto, 9).....	-	-	4,278	1,593	45	-	3	22	86
St. Catharines (F).....	W. J. Elliott.....	24,753	31,975	277,842	9,959	6	75	4,103	15,187
St. Edmunds Township (F)— (Tobermory).....	Harold Young.....	474	1,840	5,253	316	2	4	96	208
St. George.....	Julia G. Forsyth.....	-	7,212	2,434	100	6	63	74	220
St. Helen's— (Lucknow R.R. 2).....	Cuyler Ramage (Sec.).....	-	2,759	817	33	1	3	29	63
St. Jacobs (F).....	Mrs. Beatrice Woolner.....	-	1,999	3,204	348	3	10	122	572
St. Mary's (F).....	Jessie L. M. Jackson (Acting).....	3,802	8,054	21,238	1,862	6	29½	591	1,598
St. Thomas (F).....	Florence L. Cameron.....	15,430	27,285	161,722	6,736	6	69	4,247	11,758
Saltfleet Township (F)— (Stoney Creek).....	Mrs. Wm. Welsh (Sec.).....	7,217	5,840	29,485	1,833	6	29	503	1,218
Sarnia (F).....	Dorothy Carlisle.....	18,191	24,595	147,747	9,216	6	66	4,917	12,813

Sault Ste. Marie (F) (1 Br.)	Jean Smith	23,082	18,401	116,060	8,325	6	72	2,584	9,223
Scarborough	Mrs. D. Forfar (Sec.)	-	7,144	2,029	45	-	-	106	123
Schomberg	Marjorie U. Burling	-	738	1,925	37	1	2	53	102
Schreiber (F)	Chas. C. Skinner	-	1,443	10,284	299	6	72	180	455
Scotland	H. W. Foster	-	2,570	1,731	90	3	18	23	149
Seaforth (F)	Greta Thompson	1,686	3,845	12,329	369	5	25	343	1,336
Shedden (El. Co.)	Elsie Hamilton	-	2,600	2,098	50	2	63	35	169
Sheguindah	Mrs. Georgina Morphet	-	704	1,135	37	6	72	35	55
Shelburne (F)	Mrs. Grace Orvis	1,077	5,150	7,610	310	4	12	375	840
Shetland (L. Co.)—									
(Florence)	F. W. Johnston (Sec.)	-	1,827	3,309	43	2	13	18	100
Simcoe (F)	Alice M. Gunton	5,226	13,866	51,379	2,735	6	33	1,697	5,686
Singhampton	J. T. Stinson	-	494	307	30	6	84	11	24
Smith's Falls (F)	Ouida C. Vickers	7,108	12,718	37,968	2,659	6	33	1,624	4,033
Smithville	Doris Acton	-	2,191	2,333	67	3	8	8	112
Solins—									
(Hampton)	Ileen A. Balson	-	1,170	475	16	3	18	22	25
Sombra (L. Co.)	Mrs. H. M. Stover	-	1,421	872	38	6	60	56	119
Southampton	George Watton	1,489	7,155	4,258	248	2	6	205	294
Southcote—									
(Ancaster R.R. 2) (1935)		-	616	210	30	6	-	-	10
South Mountain	C. E. Murdock	-	1,108	3,091	48	6	72	10	59
South River (F)	Mrs. E. Mae Rycroft	672	1,125	3,538	230	2	2	103	161
Sparta (El. Co.)	Mrs. Eric O. Oille	-	1,411	2,287	45	6	78	47	103
Springfield (F)	Mrs. Eileen B. Hobbins	378	2,499	3,700	160	2	6	61	167
Sprucedale	G. M. Deans	-	900	1,422	37	1	1	30	57
Stayner (F)	W. R. Hawkins	1,019	1,966	4,095	364	2	14	145	410
Stevensville	Mrs. James Evelyn	-	1,643	521	16	2	4	11	120
Stirling (F)	G. L. Clute	938	5,425	9,756	507	6	17	290	715
Stouffville (F)	Miss C. A. Chapman	1,155	6,519	10,824	603	6	33	178	840
Stratford (F)	Jennie V. Daly	17,742	29,374	156,590	5,662	6	69	3,285	10,116
Strathcona—									
(Napawee R.R. 7)		-	2,143	920	52	-	2	40	81
Strathroy (F) (M. Co.)	Margaret K. Macintyre	2,964	6,900	14,679	877	6	30	414	1,175
Stratton	Mrs. E. M. R. Upton	-	1,079	1,300	30	1	24	11	79
Streetsville (F)	Mrs. L. E. Lindsay	661	3,068	8,947	422	3	12	261	532
Sudbury (F)	Charlotte Douglas	18,518	6,777	40,385	1,489	6	39	1,050	5,453
Sunderland	Miss M. B. St. John	-	2,303	2,571	77	2	4	94	157
Sundridge (F)	Mrs. Annie E. Lang	524	1,889	1,898	229	2	34	68	112
Sutton (F)—									
(Sutton West)	Mrs. M. G. Picken	-	5,066	5,329	564	3	5	157	-
Swansea (F)									
(Toronto 3)	Joseph Orr	-	5,377	18,025	860	5	10	305	904
Sydenham	Mrs. E. C. Foxton	-	3,087	6,354	79	3	12	70	225
Tara (F)	Miss C. McDonald	461	3,071	4,310	130	6	24	109	392
Tavistock (F)	E. A. Kalbfleisch	1,029	6,499	8,872	330	5	20	236	918
Teeswater (F)	M. Hyslop Ballagh	792	6,224	4,823	150	6	24	231	742
Thamesford (O. Co.)	Anabel Mackay	-	1,489	6,535	87	2	6	142	266
Thamesville (F)	Clara McEachren	797	3,700	6,539	235	6	23	198	417
Theftford (L. Co.)	Chas. Southworth (Sec.)	559	2,125	6,808	80	3	15	98	201
Thessalon	Maude McGee	1,632	631	4,386	124	2	6	489	605
Thornbury	Mrs. Rose Johnston	764	2,914	5,691	131	2	16	124	467
Thorncliffe (M. Co.)	Edna Hogg	-	2,787	3,060	42	2	12	-	107
Thornhill	J. E. Francis (Sec.)	-	1,036	2,601	88	1	24	73	99
Thorold (F) (1935)		5,062	6,775	24,477	1,100	-	19	186	1,943
Tilbury (F)	Murray S. Shaw	1,992	2,552	5,822	247	6	18	96	763
Tillsonburg (F)	Hattie Wood	3,385	10,632	33,759	1,445	6	304	566	2,027
Timmins (F)	Mrs. Olive Grimston	14,200	16,858	99,602	7,625	6	48	2,992	7,300
Tiverton	Harry E. Steincamp	265	2,900	4,767	66	1	54	67	123
Toronto (F) (17 Br.)	C. R. Sanderson	631,207	590,174	3,355,747	176,834	6	78	102,310	503,870

1.—Public Libraries in Canada, 1937—Continued

60

DOMINION BUREAU OF STATISTICS

Address and Name ¹	Librarian	Population (1931) ⁴	Volumes	Circulation	Borrowers	Open per Week		Expenditure	
						Days	Hours	On Books	Total
Ontario—Concluded									
Tottenham.....	Victoria C. Milligan.....	566	3,040	1,806	84	6	30	41	183
Trenton (F).....	Donald T. Fraser.....	6,276	12,232	47,730	2,438	6	24	1,045	3,429
Tweed (1935).....	—	1,271	3,920	3,906	106	—	54	82	362
Underwood.....	Ena Henderson (Sec.).....	—	2,185	2,530	45	6	70	62	85
Unionville.....	M. E. Maynard.....	—	2,707	—	77	1	2	121	417
Uxbridge (F).....	J. E. Littlejohn.....	1,325	7,759	11,484	323	6	12	330	722
Vankleek Hill.....	Mrs. F. Northcott.....	1,380	1,297	2,499	67	3	9	83	172
Varna.....	Mrs. Elizabeth Beatty.....	—	1,510	1,149	37	2	12	3	48
Victoria—	—	—	—	—	—	—	—	—	—
(Caledonia R.R. 2).....	W. S. Hudspeth.....	—	3,590	664	34	1	2	40	99
Victoria Road.....	Mrs. Sara Davey.....	—	950	950	14	2	14	—	24
Vittoria.....	Helen E. Fee (Sec.).....	—	608	1,288	86	6	75	103	118
Walkerton (F).....	Eleanor S. O'Gorman.....	2,431	9,913	24,458	774	6	33	561	1,966
Wallaceburg (F).....	Della Gibb.....	4,326	7,142	33,663	2,277	6	69	836	2,920
Walton.....	Mrs. Charlotte Dragar.....	—	1,347	568	48	2	7	23	63
Wardsville (M. Co.).....	Mrs. Mabel McIntyre.....	223	2,914	3,411	30	2	6	57	128
Warkworth.....	Blanche Baker.....	—	2,623	4,490	78	1	8	11	106
Waterdown.....	Mrs. J. J. Green.....	921	1,875	1,738	45	3	6	77	156
Waterford (F) (1935).....	—	1,213	2,284	7,548	240	—	134	119	1,090
Waterloo (F) (W. Co.).....	Emma Belle Roos.....	8,095	16,870	59,768	3,529	6	27	1,335	4,959
Watford (F) (L. Co.).....	Ether Hume.....	979	5,507	10,837	375	6	31	253	868
Welland (F).....	Mrs. E. A. Dickie.....	10,709	13,236	64,062	4,040	6	30	1,379	5,702
Wellburn (M. Co.)—	—	—	—	—	—	—	—	—	—
(Belton R.R. 1).....	Jennie Oliver.....	—	579	694	48	2	4	25	49
Wellesley (W. Co.).....	Mrs. Lilian S. Saunders.....	—	2,866	3,017	98	1	34	37	110
Wellington.....	Elizabeth Dorland.....	966	3,319	12,406	211	3	134	233	630
West Lorne (El. Co.) (1935).....	—	840	2,091	4,274	76	—	9	35	186
Weston (F).....	Ruth C. Rothery.....	4,273	10,921	61,261	3,804	5	274	569	2,902
Whitby (F).....	Mary E. Stratton.....	5,046	8,113	19,138	1,501	5	224	1,201	2,417
White Lake.....	Mrs. J. A. Hough.....	—	868	590	30	1	4	—	4
Whitevale.....	Norman Miller.....	—	2,036	1,850	55	1	5	25	49
Warton.....	Laura Woodman.....	1,949	4,317	3,508	150	6	30	101	385
Williamstown (1935).....	—	—	2,576	2,709	54	—	5	103	163
Winchester (1935).....	—	1,027	2,796	4,443	53	—	9	36	150
Windsor (F) (7 Br.).....	Annie I. Hume.....	98,179	85,773	514,720	26,833	6	72	14,500	50,467
Wingham (F).....	Emily A. Holloway.....	1,959	8,864	12,587	934	6	33	424	1,222
Woodbridge.....	A. Thompson.....	812	3,407	2,826	60	1	1	40	155
Woodlee (Es. Co.)—	—	—	—	—	—	—	—	—	—
(South Woodslee).....	Mrs. W. Henderson.....	—	1,382	1,792	34	2	4	83	219
Woodstock (F).....	G. Blythe Terryberry.....	11,395	22,713	91,984	3,673	6	66	2,233	6,480
Woodville.....	Elizabeth Grant.....	427	2,363	1,497	116	3	12	80	255
Wroxeter (H. Tp.).....	Jessie M. Paulin.....	—	6,580	2,753	103	6	18	49	164
Wyoming (L. Co.).....	Mrs. W. E. McKenney.....	480	3,284	10,104	300	6	58	192	359
Zephyr.....	Julia Madell.....	—	2,086	1,006	44	2	24	33	77
Zurich (1935).....	—	—	1,115	2,150	56	—	24	18	164
Manitoba—									
Arborg—									
Frodleikshoſt Library (1935).....	—	—	2,000	4,500	36	—	—	40	96
Belmont, W.I.....	Edna McPhail.....	—	600	2,100	46	1	3	59	65

Benito, W.I.	Mrs. H. A. Moore	-	420	720	34	1	2	3	89
Binacarth, W.I.	Mrs. N. McLean	895	300	312	8	1	2	-	-
Birtle, W.I.	Mrs. A. W. Seccombe	789	800	2,115	66	6	18	12	18
Boissevain, W.I.	Mrs. T. Rendall	819	600	4,000	50	1	4	14	14
Brandon	Mrs. E. Belyea	16,461	3,625	-	325	2	8	-	350
Dauphin	Mrs. Middleton	4,147	1,585	6,197	115	2	74	255	352
Deloraine, W.I.	Mrs. T. G. Oddie	755	450	1,600	15	1	2	-	25
Elkhorn, W.I.	Mrs. E. Gibbs	535	137	260	20	1	2	10	13
Flin Flon—									
Community Club Library	W. L. Algate	-	1,500	-	1,300	3	7	350	530
Foxwarren, W.I.	Bernice Loughheed	249	300	232	15	1	1	-	8
Gimli—									
Community Library	Mrs. T. G. Thordarson	765	450	1,040	30	1	1	20	20
Gladstone, W.I.	Mrs. Anne Thompson	611	400	-	30	-	-	-	15
Langruth—									
Argalim Library		-	525	-	20	6	-	-	-
Community Library	Art. Tomasson	-	750	-	18	6	66	-	12
McCreary, W.I.	Mrs. Wm. Meldrum	-	546	1,807	65	1	3	131	131
Melita, W.I.	Mrs. L. M. Phair	-	560	75	12	2	2	-	5
Miniota, W.I.	Mrs. Ethel S. Hodnett	-	530	-	62	6	78	56	56
Minnedosa, W.I.	Mrs. W. J. Tew	-	220	-	50	6	70	2	2
Neepawa	Margaret C. Wemyss	1,686	527	420	59	2	6	137	164
Notre-Dame de Lourdes	Rev. Fr. Ant. Champagne	2,068	750	-	250	6	-	25	25
Oak River, W.I.	Rose Stewart	-	511	-	50	1	-	-	25
Oakville, U.F.W.M. (1935)—									
(Kawende)		-	654	-	25	-	-	25	56
Ochre River, W.I.	Mrs. A. MacDonald	-	489	520	55	1	24	-	4
Pipestone, W.I.	Mrs. Mabel Kirkpatrick	-	395	280	17	1	14	-	4
Portage la Prairie	Elizabeth Moss	6,538	5,197	2,000	124	6	24	230	400
Reston, W.I.	Marjorie Brady	-	520	-	29	1	13	11	37
Russell, W.I.	Mrs. H. Payne	-	823	400	320	15	1	67	57
Selkirk (F)	Chas. Hunt	4,566	4,500	10,920	350	6	30	-	1,010
Shoal Lake, W.I.	Mrs. Katherine E. Grieve	-	720	550	-	6	-	41	41
Solagirth, W.I.	Dorothy Douglas	-	400	400	24	1	3	1	25
Souris, I.O.D.E.	Fanny A. Hollis	-	1,480	1,384	4,498	70	1	56	59
Winnipeg (F) (2 Br.)	A. F. Jamieson	215,814	102,205	734,861	45,240	6	72	24,419	77,438
Winnipegosis, W.I.	E Esther Hay	941	1,000	1,250	12	1	1	5	16
Saskatchewan—									
Abbey, M.L.I.	Blanche Quinn (Sec.)	219	797	611	46	6	12	123	189
Alticane, M.L.I.		-	Organized	Jan., 1938	59	6	45	-	-
Aneroid, M.L.I.	Arthur W. Wright	247	830	1,839	142	2	8	93	103
Assiniboia (F)	Mrs. Alice M. Howlett	1,257	3,050	4,140	989	2	6	62	163
Balcarres, M.L.I.		344	-	-	-	-	-	-	-
Battleford (F)	H. C. Adams	1,128	2,639	3,776	130	2	24	70	70
Cabri, M.L.I.	Mrs. Elizabeth Grant	894	1,202	2,055	95	2	4	100	151
Carnduff (F)	R. N. Lingard	403	1,417	1,623	84	1	1	9	9
Cavalier, M.L.I.		-	30	-	30	6	48	30	30
Eatonia, M.L.I.	Fred Clark	205	633	1,900	97	6	-	88	100
Elroee, M.L.I.	Mrs. R. B. Hillman	234	454	-	18	5	10	-	-
Esterhazy, M.L.I. (1935)		422	223	425	33	-	-	27	27
Estevan (F)	Mrs. G. L. Rodgers	2,854	3,000	1,100	650	6	27	-	360
Forest Bank, M.L.I.—									
(Waseca)	W. I. Kirkland	-	965	550	82	7	-	30	32
Francis, M.L.I.	A. M. Delong	145	2,228	450	33	1	-	37	101
Garnock, M.L.I.—									
(Kelliber)	Mrs. Mary C. Nairn	-	855	1,645	53	1	2	57	68

*1936, Manitoba, Saskatchewan and Alberta.
W.I.—Women's Institute.
M.L.I.—Mechanics and Literary Institute.

1.—Public Libraries in Canada, 1937—Concluded

Address and Name ¹	Librarian	Population (1931)	Volumes	Circulation	Borrowers	Open per Week		Expenditure	
						Days	Hours	On Books	Total
								\$	\$
Saskatchewan—Concluded									
Grenfell (F).....	L. H. Ffolliott.....	800	4,578	7,337	239	2	8	198	384
Guernsey, M.L.I.....	Cyril Stackhouse.....	120	315	600	31	6	—	—	—
Holdfast, M.L.I. (1935).....	272	246	510	21	—	—	—	—
Humboldt (F).....	Ernest Gardner.....	1,819	2,146	4,915	175	2	7	212	357
Indian Head (F).....	Mrs. E. A. McLaren.....	1,365	1,600	9,250	300	1	5	94	182
Kindersley (F).....	E. Carmichael.....	1,030	1,681	4,939	460	2	6	102	254
Lanigan (F).....	Mary Johnston.....	340	3,824	1,416	143	1	2½	105	228
Leuder, M.L.I.....	Millicent Cocks.....	583	1,460	—	46	1	2½	64	79
Lloydminster (F).....	Mrs. J. M. Killen.....	1,420	3,300	8,356	233	3	6½	98	300
Loverna, M.L.I.....	D. R. Williams.....	175	632	3,374	42	6	60	93	93
Luseland, M.L.I.....	M. S. Huerman.....	354	1,900	2,208	68	1	3	100	120
Macklin (F).....	E. May Rogers.....	424	1,878	2,205	84	1	2	17	60
Melfort (F).....	Mary H. Gray.....	1,948	1,930	2,620	175	2	6	16	143
Melville (F).....	Miss M. Livingstone.....	3,923	1,087	910	604	3	4½	214	314
Milden, M.L.I.....	H. Greenhorn.....	170	613	2,000	32	6	72	43	52
Moose Jaw (F).....	A. H. Gibbard.....	19,805	28,323	121,757	5,000	7	75	2,849	11,178
Neudorf, M.L.I.....	F. A. Miller (Pres.).....	435	954	129	11	7	84	9	19
Nipawin, M.L.I.....	M. Petzel.....	892	575	600	—	3	6	45	45
North Battleford (F).....	Alice S. Card.....	4,719	15,690	21,073	3,076	6	39	396	2,350
Ogema—									
Community Library.....	E. A. Kilpatrick.....	288	1,450	4,279	69	6	54	129	129
Oxbow.....	Mrs. P. J. Stephens.....	505	1,562	5,000	113	2	3	40	49
Prince Albert (F).....	Muriel Macarthur.....	11,049	6,799	25,290	1,174	5	27½	548	2,598
Qu'Appelle (F).....	581	1,550	4,000	200	1	—	3	5
Regina (F) (4 Br.).....	Frederica Armstrong.....	53,354	47,846	403,867	26,302	6	63	10,350	41,966
Richard, M.L.I.....	Mrs. Mary Rowland.....	151	77	32	6	6	72	45	46
Rosetown (F).....	Mrs. E. T. Myers.....	1,520	3,835	13,938	370	2	10½	388	610
Saskatoon (F) (2 Br.).....	James S. Wood.....	41,734	42,948	363,066	13,857	6	72	6,704	33,052
Sintaluta (F).....	Jas. C. Halford.....	325	2,817	1,630	81	1	1	164	164
Speers, M.L.I.....	W. G. Scott.....	142	Organized	Dec., 1937	32	5	36	—	—
Sunny Brae, M.L.I.— (Lady Lake).....	Mrs. W. Dewell.....	—	1,264	1,100	23	—	—	70	70
Swift Current (F).....	F. R. Treliving.....	5,074	5,243	22,795	2,236	6	18	458	1,078
Tisdale (F).....	Mary Fash.....	1,152	1,331	3,320	—	2	4	39	163
Unity, M.L.I.....	H. E. Hamilton.....	705	1,325	1,949	31	6	48	50	81
Warman, M.L.I.....	Thomas C. McKay.....	—	807	3,681	39	—	—	107	124
Weyburn (F).....	Gladys N. Gawley.....	5,338	4,186	20,639	1,196	6	27	407	1,179
Wolseley (F).....	Thos. W. Tiller.....	839	2,904	3,957	287	2	5	56	56
Alberta—									
Beverly (F).....	Clifford R. Abbott.....	998	1,100	3,130	125	1	1½	77	145
Blairmore.....	1,682	3,882	—	60	2	8	—	—
Calgary (F) (1 Br.).....	Alexander Calhoun.....	83,407	55,119	518,575	24,319	6	56½	6,678	33,632
Camrose (F).....	Addie Black.....	2,263	3,314	6,147	129	6	13½	168	479
Canmore.....	—	3,200	369	220	1	2	—	—
Memorial Hall.....	W. F. Johns.....	—	3,200	369	220	1	2	—	—
Cardston (F).....	Mrs. E. R. Lowe.....	1,711	3,675	8,333	749	6	33	301	727
Didsbury (F).....	Josie Booker.....	846	1,000	2,500	100	1	2	75	100
Drumheller (F).....	C. H. Fitzsimmons.....	2,912	7,416	19,888	767	6	66	402	2,065
Edmonton (F) (1 Br.).....	Grace Dobie (Acting).....	85,774	106,432	580,062	20,000	6	75	12,890	54,928

Fort McMurray, I.O.D.E.	E. Matthews (Acting)	-	563	-	57	2	3	120	174
Lacombe (F)	Myra C. Pratt	1,414	2,364	-	350	2	5	471	477
Lethbridge (F)	Hazel Bletcher	13,523	18,318	112,890	6,900	6	-	1,619	8,042
Macleod	Mrs. G. R. Davis	1,365	1,500	3,000	119	2	7	89	228
Medicine Hat (F)	H. Burbidge	9,592	11,699	72,735	3,000	6	-	1,628	5,553
Peace River	Norman Soars (Hon.)	883	2,540	9,623	210	2	6	122	122
Pincher Creek									
Litchfield Memorial Library		999	-	-	-	-	-	-	-
Ponoka, I.O.D.E.	Mrs. T. C. Michie	1,045	1,096	4,350	398	2	-	141	315
Raymond	Delia Woolf	2,094	3,144	10,162	1,056	6	18	540	1,080
Red Deer (F)	Mabel Besant	2,384	6,000	20,055	1,000	3	9	415	901
St. Paul	Alice R. Lavoie	950	1,541	5,304	111	3	3	237	281
Stettler, I.O.D.E.	Mrs. Wm. Dunlop	1,202	1,811	6,200	115	1	3	-	-
Vegreville (F)	Mrs. M. Webb	1,672	2,325	1,798	100	3	15	9	633
Vermilion, I.O.D.E.	Mrs. W. B. Elford	1,291	1,006	1,024	-	1	3	74	84
Viking (F)	Mabel E. Barker	450	2,510	4,000	85	1	4	77	207
Vulcan (F)	D. C. Jones	869	1,200	-	300	6	60	-	120
Wetaskiwin (F)	J. E. Fraser	2,058	3,025	10,121	1,511	6	39	234	642
British Columbia—									
Collingwood—									
(Vancouver)	G. W. Hall	-	11,350	15,480	400	3	6	255	330
Cranbrook	A. S. Rumsey	3,067	3,060	5,870	258	3	11	316	553
Cumberland	R. Strachan	2,371	1,360	10,382	560	6	18	720	1,620
Duncan									
Cowichan Library		1,843	3,637	18,264	149	6	35	304	655
Fraser Valley Union Library (F) (125 Agencies)									
(Abbotsford)	C. K. Morison	41,894	30,400	234,068	21,085	-	-	4,067	15,183
Kamloops	Mrs. Christine R. McNamee	6,167	9,300	45,408	615	2	11	636	1,051
Kaslo (1935)		523	572	198	20	-	-	11	11
Merritt	Mrs. J. R. Jobling	1,296	1,500	3,446	55	1	2	57	93
Nelson (F)	Margaret N. Hincks	5,992	5,628	33,019	2,193	6	39	1,180	4,327
New Westminster (F)	Ruth E. Cameron	17,524	14,617	106,936	5,209	6	66	3,809	13,597
North Burnaby—									
(Vancouver)	Mrs. A. E. M. Tierney	-	2,579	11,800	117	6	8	84	171
North Vancouver		8,510	3,172	7,686	103	4	22	56	402
Ocean Falls	G. S. Barry (Hon. Sec.)	-	3,854	5,178	281	3	6	571	923
Okanagan Valley Union Library (F) (56 Agencies)									
(Kelowna)	Muriel Page	25,680	15,000	160,479	10,223	-	-	2,936	11,114
Penticton	Ethel M. Lewis	-	5,485	19,191	276	3	10	427	947
Prince George	Ruth Pidcock (Sec.)	2,479	381	1,566	210	2	4	119	231
Prince Rupert (F)	Olive van Cooten	6,350	9,455	31,086	4,136	5	30	628	2,498
Queenel	Mrs. Sheila Utterstrom	448	478	203	25	2	3	63	115
Revelstoke	Edith Helen Sturdy	2,736	2,110	9,618	249	5	24	58	326
Shawinigan Lake (1935)	Mrs. R. Cronk	-	800	4,168	42	2	3	60	60
Smithers		999	Organized	Nov., 1937	61	2	3	-	-
Telkwa	Mrs. E. M. Hoops	-	962	2,398	35	1	1	26	38
Vancouver (F) (1 Br.)	E. S. Robinson	246,593	94,019	734,889	44,066	6	51	21,330	95,197
Vancouver Island Union Library (F) (45 Agencies)									
(Nanaimo)	Kathleen M. Kidd	20,820	12,234	132,819	8,604	-	-	3,947	10,454
Vanderhoof		305	562	-	-	6	-	-	-
Victoria (F)	Margaret J. Clay	39,082	51,891	377,217	21,657	7	79	10,831	34,955
Yukon—									
Dawson (F)	Ferdinand E. Enevoldeen	819	10,074	4,200	95	7	91	83	732
Mayo (F)									
(Mayo Landing)	Mrs. T. A. Whitney	-	2,243	3,000	67	1	2	169	450
Whitehorse (F) (1935)	Mrs. W. D. MacBride	541	2,395	-	115	6	75	217	577

2.—University, College and Professional School Libraries, 1937

Address and Name	Librarian	Volumes	Pamph-lets	Seats for readers	Period-icals received
Prince Edward Island—					
Charlottetown—					
Prince of Wales College.....	Letitia M. Passmore.....	3,185	-	56	30
St. Dunstan's University.....	Rev. Fr. R. V. MacKenzie.....	7,282	-	20	26
Nova Scotia—					
Antigonish—					
Mount St. Bernard College.....	Rev. Sr. St. Mary of Calvary.....	3,917	520	50	43
St. Francis Xavier University.....	Rev. Father L. B. Sears.....	46,890	5,400	50	56
Church Point—					
Collège Ste-Anne.....	Rév. Père J. Comeau.....	5,090	600	-	18
Halifax—					
Dalhousie University.....		53,000	12,000	136	254
Dental Library.....		1,312		{ 24 {	53
Medical Library.....	Margaret Cornell.....	15,000	1,000		200
Law School.....		13,000	-		50
Holy Heart Seminary.....	Rev. Father E. Lachance.....	9,000	-		30
Maritime College of Pharmacy.....	Miss B. Stimpson.....	318	-	20	8
Mount St. Vincent College.....	Rev. Sr. Francis de Sales.....	15,000	1,000	36	50
N.S. Technical College and Prov. Science Library.....	Harry Piers.....	*101,392	-	50	-
Pine Hill Divinity Hall.....	Rev. James W. Falconer.....	18,100	500	34	34
St. Mary's College.....	James Hammond.....	6,000	200	60	20
University of King's College.....	Charlotte Allan (Asst.).....	23,471	925	40	18
Truro—					
N.S. Agricultural College.....	H. J. Fraser.....	4,000	7,000	20	35
N.S. Normal College.....	Dorothy Murray.....	5,000	1,000	55	46
Wolfville—					
Acadia University.....	Mary Kinley Ingraham.....	72,980	-	125	183
New Brunswick—					
Bathurst—					
Collège du Sacré-Coeur.....	Rév. Père F. Bréard.....	4,500	1,000	-	22
Chatham—					
St. Thomas College.....	Rev. Fr. E. J. Grant.....	4,400	750	25	20
Fredericton—					
Normal School.....	Miss J. E. Malloy.....	3,492	-	56	20
University of New Brunswick.....	Mabel Stirling.....	30,000	6,000	125	32
Sackville—					
Mount Allison University.....	Rev. F. W. W. Des Barres.....	38,226	-	150	116
St. Joseph—					
Université Saint-Joseph (1935).....		12,020	540	-	75
Quebec—					
Arthabaska—					
Ecole Normale.....	Rév. Frère Gonzague (Prin.).....	3,000	500	-	10
Baie St-Paul—					
Ecole Normale.....	Rév. Père O. Larouche (Prin.).....	1,556	10	-	3
Beauceville—					
Ecole Normale.....	Révde Sr. Ste-Catherine.....	3,000	10,000	3	6
Beauport—					
Ecole Apost., Miss. du S.C.....	Rév. Père R. Gosselin.....	3,820	210	-	11
Bergerville—					
Collège Jésus-Marie de Sillery.....	Révde Mère Marie des Anges.....	10,000	-	50	30
Bolton Centre—					
Noviciat, PP. Bénédictins.....	Rév. Père Gustave Lajoie.....	3,000	-	-	15
Chambly Bassin—					
Juniorat de Marie-Immaculée.....		7,000	-	-	35
Chicoutimi—					
Ecole Normale.....	Révde Sr. Marie-Léonce.....	1,800	300	-	-
Séminaire de Chicoutimi.....	Rév. Père G. A. Larouche.....	30,000	20,000	-	25
Everell—					
Postulat des Pères Blancs.....	Rév. Père Aug. St-Pierre.....	2,000	-	-	10
Gaspé—					
Ecole Normale.....	Révde Sr. Ste-Thérèse de l'Enfant-Jésus.....	1,200	100	-	5
Séminaire de Gaspé.....		4,800	-	-	39
Granby—					
Ecole Normale Mont-Sacré-Coeur.....	Rév. Frère Stanislas.....	10,000	1,000	-	25
Gros Pin—					
Sém. des Pères Eudistes.....	Rév. Père M. Lamontagne.....	7,100	-	-	16
Hull—					
Ecole Normale St-Joseph.....	Révde Sr. St-Adolphe (Dir.).....	2,000	-	-	-
Iberville—					
Ecole Normale.....	Rév. Frère Louis Cléophas.....	6,000	1,200	30	15
Joliette—					
Ecole Normale Ste-Ursule.....		-	-	-	-
Séminaire de Joliette.....	Rév. Père E. Aubin.....	40,000	5,000	-	50
La Prairie—					
Ecole Normale.....	Rév. Frère Laurentius (Dir.).....	15,000	-	-	9
L'Assomption—					
Collège de l'Assomption.....	Rév. Père Marcel Beaudry.....	17,950	2,200	-	45
La Trappe—					
Institut Agricole d'Oka et Ecole de Médecine Vétérinaire.....	Rév. Frère M. Hilaire.....	4,537	18,300	32	56

* Including pamphlets.

2.—University, College and Professional School Libraries, 1937—Con.

Address and Name	Librarian	Volumes	Pamphlets	Seats for readers	Periodicals received
Quebec—Con.					
Laval des Rapides—					
Ecole Normale.....	Rév. Frère Maximian Luke.....	4,000	500	—	10
Lennoxville—					
Bishop's University.....	Grace Jackson (Asst.).....	15,600	—	50	45
Lévis—					
Collège de Lévis.....	Rév. Père Alphonse Demers.....	30,633	2,740	—	22
Macdonald College—					
Macdonald College.....	Ernest H. Mutton.....	28,493	3,150	76	192
Massena—					
Juvénat St-Bernard.....	Rév. Père M. Simon.....	3,900	1,000	2	5
Mont-Laurier—					
Ecole Normale du Christ Roi.....	Rév. Sr. M. de Ste-Maximillienne..	2,746	220	—	35
Séminaire Saint-Joseph (1935).....		20,050	—	—	18
Montréal—					
Collège de Montréal.....		50,000	—	—	30
Collège Jean-de-Brébeuf.....	Rév. Père A. Monet.....	18,225	1,000	—	27
Collège Marguerite Bourgeoys.....	Rév. Sr. Ste-Sophie.....	23,564	2,000	24	83
Collège St-Ignace.....	Rév. Père G. E. Godin.....	3,900	—	—	—
Collège Ste-Marie.....	Rév. Père Théophile Hudon.....	81,000	25,000	—	40
Divinity Hall.....	Barbara McDonald.....	9,658	1,000	40	32
Ecoles des Beaux-Arts.....	Jules Varin.....	1,665	—	16	23
Ecole des Hautes Etudes Com.....	Céline Tanguay.....	38,568	9,295	—	—
Ecole Normale J.-Cartier.....	R. Z. Baule.....	30,000	4,500	—	48
Ecole Normale Ste-Croix.....	Rév. Frère Faustin.....	3,000	200	6	20
Ecole Polytechnique.....	L. Brunette.....	30,000	—	30	500
Externat Classique de St-Sulpice.....	Rév. Père J. A. Roy.....	2,000	1,000	—	10
Externat Classique de Ste-Croix.....	Rév. Père Paul Benoit.....	3,500	200	—	20
Institut Nazareth (Braille).....	Rév. Sr. Soeur Petit.....	7,000	—	4	10
Loyola College.....	Rev. Father F. W. Noll.....	16,742	—	—	30
McGill University.....	Dr. G. R. Lomer.....	320,000	—	236	912
Medical Library.....	Dr. C. F. Wyde.....	53,300	21,209	60	442
Mont. Diocesan Theol. College.....	Rev. R. K. Naylor.....	11,200	—	30	—
Montreal Presbyterian College.....	Bessie F. Frazer.....	12,480	80	12	14
Seolastic de l'Immaculée-Concep- tion.....	Rév. Père J. B. Lalime.....	80,000	2,500	—	125
Seolastic du T. S. Sacrement.....	Rév. Père Moïse Roy.....	15,000	3,000	—	52
Séminaire de Philosophie.....	Rév. Père J. E. Moreau.....	10,000	1,800	—	45
Studium Franciscain.....	Rév. Père Aimé Meloche.....	6,000	3,000	15	50
United Theological College.....	Rev. R. B. Y. Scott.....	9,661	—	4	8
Université de Montréal, Faculté de Chirurgie-dentaire.....	Paul E. Poitras (Voir Ecole des H. Etudes Comm.)	1,178	925	—	24
Commerce.....	Gustave Haudouin.....	1,800	—	40	—
Droit.....	(Voir Ecole Polytechnique).....	25,000	—	—	—
Géomé et sciences appliquées.....	Rév. Père C. Forest.....	500	—	—	—
Médecine.....	Marcelle Gauvreau.....	10,000	12,000	6	500
Philosophie.....	Rév. Père B. Gattot.....	27,000	2,600	—	—
Sciences (Inst. Botanique).....	A. J. Laurence (Dir.).....	923	1,103	—	8
Théologie.....	Edouard Montpetit (Dir.).....	3,050	1,300	—	12
Ecole de Pharmacie.....					
Sciences Sociales.....					
Nicolet—					
Ecole Normale.....	Rév. Sr. Thérèse du-Carmel.....	3,900	225	—	40
Séminaire de Nicolet.....	Rév. Père J. W. Houle.....	41,500	5,200	—	38
Papineauville—					
Juniorat Montfortain.....	Rév. Père O. J. Blondin.....	6,500	1,500	15	22
Pointe-aux-Trembles—					
Maison d'Etudes (F.M. Capucins).....	Rév. Père Michel.....	12,500	1,500	—	10
Pointe-du-Lac—					
Ecole Normale St-Joseph.....	Rév. Frère Justinus.....	4,748	1,276	46	23
Pointe-Gatineau—					
Collège St-Alexandre.....	Rév. Père Louis Taché.....	8,000	—	—	30
Pont-Viau—					
Séminaire des Miss. Etrangères.....	L'Abbé J. Geoffroy.....	7,800	275	—	25
Quebec—					
Académie Commerciale.....	Rév. Frère Clément.....	17,000	1,500	30	40
Collège St-Charles Garnier.....	Rév. Père C. Drolet.....	3,230	3,000	—	6
Ecole des Beaux-Arts.....	J. B. Soucy (Dir.).....	2,257	34	16	16
Ecole Normale Laval.....	Rév. Père J. J. Dubé.....	6,000	2,000	—	12
Ecole Normale Laval de Méridi.....	Rév. Sr. Soeur Saint-Paul.....	2,800	170	—	20
Noviciat des Pères Capucins.....	Rév. Père Séverin.....	12,000	1,500	6	50
Université Laval.....	Rév. Père A. Aubert.....	*221,322	—	78	426
Rigaud—					
Collège Bourget.....	Rév. Père J. T. D. Fortier.....	31,000	10,000	6	64
Ecole Normale St-Viateur.....	Rév. Frère A. Jacques.....	5,900	570	20	40
Rimouski—					
Ecole Normale.....		—	—	—	—
Grand Séminaire de Rimouski.....	Rév. Père Louis Martin (Dir.).....	2,107	200	—	8
Petit Séminaire de Rimouski.....	Rév. Père A. Fortin.....	27,500	1,300	—	32
Roberval—					
Ecole Normale (1935).....		4,637	—	—	15
Ste-Anne de Beauport—					
Juvénat des Rédemptoristes.....		9,500	500	—	4
Ste-Anne de la Pocatière—					
Collège de Ste-Anne.....	Rév. Père Chs. Bourque.....	51,465	2,000	—	74
Ecole Supérieure d'Agriculture.....	L'Abbé Joseph Caron (Asst.).....	5,000	15,000	50	160

*Destroyed by fire, January, 1937.

2.—University, College and Professional School Libraries, 1937—Con.

Address and Name	Librarian	Volumes	Pamph- lets	Seats for readers	Period- icals received
Quebec—Con.					
Ste-Foy Est—					
Ecole Normale St-Joseph.....	Rév. Frère Clovis.....	700	—	—	12
St-Hyacinthe—					
Ecole Normale.....	Révde Sr. M. Julie-de-Jéus.....	6,890	515	10	26
Séminaire de St-Hyacinthe.....	Rév. Père Louis N. Raymond.....	48,000	2,000	—	110
St-Jean—					
Collège de St-Jean.....	L'Abbé Armand Chaussé.....	8,870	—	—	—
St-Jérôme—					
Ecole Normale.....	Révde Soeur Marie Yvonne.....	400	60	—	11
St-Laurent—					
Collège de St-Laurent.....	Rév. Père Roméo Boileau.....	39,260	3,685	14	63
Séminaire Ste-Croix.....	Rév. Père Léo Sauvé.....	1,557	100	—	3
St-Pascal—					
Institution Chanoine Beaudet.....	Révde Sr. Ste-Marie Albine.....	2,052	10,000	24	15
Ste-Thérèse—					
Séminaire de Ste-Thérèse.....	Rév. Père A. Saint-Pierre.....	37,350	350	3	15
Ste-Ursule—					
Ecole Normale.....	Rév. Père E. Hamelin (Prin.).....	925	112	—	8
St-Victor de Tring—					
Séminaire du Sacré-Cœur.....	Rév. Père Victor Careau.....	12,000	500	—	10
Sault-au-Récollet—					
Ecole Normale St-Gabriel.....	Rév. Frère Mathieu Alvarez.....	4,300	550	—	10
Maison St-Joseph (Jésuites).....	Rév. Père Georges Robitaille.....	28,410	1,580	—	30
Sherbrooke—					
Ecole Normale M. Bourgeois.....	Révde Sr. Ste-Philomène.....	1,165	260	—	9
Séminaire de Sherbrooke.....	Le Chanoine Michel Couture.....	26,500	1,700	—	75
Sillery—					
Juvénat des Pères Maristes.....	Rév. Père J. J. Thorat.....	4,002	—	—	—
Sorel—					
Collège Miss. Franciscain.....	Rév. Père Marie-Bernard.....	1,055	—	—	—
Ecole Normale Mont-St-Bernard.....	Rév. Frère Nicolas.....	2,370	420	—	23
Terrebonne—					
Juvénat du T.S. Sacrement.....	Rév. Père Charles Pellerin.....	11,180	2,512	—	20
Trois Rivières—					
Collège Séraphique.....	Rév. Père Léopold Boiteau.....	8,000	600	—	30
Ecole Normale.....	Révde Sr. Marie-Reine de tous les Saints.....	1,930	400	38	6
Séminaire St-Joseph.....	Rév. Père J. G. Turcotte.....	10,578	—	—	39
Valleyfield—					
Ecole Normale.....	Révde Sr. Marie-Marcellina.....	3,400	1,350	—	20
Séminaire St-Thomas d'Aquin.....	L'Abbé Paul Laniel.....	13,000	6,000	—	20
Village Richelieu—					
Scolasticat Notre-Dame.....	Rév. Père J. C. Petrin.....	11,000	—	—	45
Ville Marie—					
Ecole Normale N.-D. de Lourdes.....	Révde Sr. Louis-de-Grenada.....	1,936	58	—	11
Waterloo—					
Scolasticat du Sacré-Cœur.....	Rév. Père Louis-Ph. Grenier.....	816	—	—	8
Ontario—					
Brockville—					
St. Mary's College.....	Rev. Fr. John O'Reilly.....	8,447	1,486	—	10
Eastview—					
Scolasticat, Cie de Marie.....	Rév. Père Camille Picard.....	10,750	725	—	30
Guelph—					
Ontario Agricultural College.....	Miss L. Watt.....	40,755	14,800	124	203
Hamilton—					
McMaster University.....	Hugh C. Gourlay.....	47,000	2,500	120	150
Normal School.....	Mary L. McCready.....	7,830	—	35	40
Ontario Training College for Techni- cal Teachers.....	Edith Gardner.....	1,500	1,700	30	20
Kingston—					
Queen's University.....	E. C. Kyte.....	174,807	1,500	250	549
Reginopolis College.....	Rev. Father J. C. Shaw.....	3,338	951	30	9
Royal Military College.....	W. R. P. Bridger.....	12,000	—	65	65
Kitchener—					
St. Jerome's College.....	Rev. Father M. J. Fedy.....	8,000	400	46	25
London—					
Huron College.....	Miss D. N. Audan (Asst.).....	7,500	—	—	—
Normal School.....	Louise Gahan.....	7,165	—	40	32
St. Peter's Seminary.....	Rev. Father T. J. McCarthy.....	7,474	565	50	23
University of Western Ontario.....	Fred Landon.....	132,388	—	367	500
Ursuline Coll. (Breecia Hall).....	Rev. Sister M. Geraldine.....	8,000	1,000	24	15
Niagara Falls—					
Mount Carmel College.....	Rev. Father Kevin Cahill.....	8,500	10	40	10
North Bay—					
Normal School.....	H. Blanche Mitchell.....	6,738	300	30	31
Ottawa—					
Collège Dominicain.....	Rév. Père J. M. Parent.....	21,150	1,550	12	35
Grand Séminaire d'Ottawa.....	Rév. Père Carmel Corbeil.....	6,000	1,800	—	16
Normal School.....	Cherry Grant.....	8,000	—	45	25
Petit Séminaire d'Ottawa.....	Rév. Père Ad. Chaloux.....	1,200	500	—	—
St. Patrick's College.....	Rev. Father P. F. Spratt.....	13,350	2,121	50	—
Scolasticat des Rédemptoristes.....	Rév. Père J. G. Morin.....	18,000	1,750	—	—
Université d'Ottawa.....	Rév. Père A. M. Morrisset.....	85,000	10,000	30	500
Ecole Normale.....	Marie-Bernadette Tarte.....	3,600	120	35	15

2.—University, College and Professional School Libraries, 1937—Con.

Address and Name	Librarian	Volumes	Pamph-lets	Seats for readers	Period-icals received
Ontario—Con.					
Ottawa, R. R. 1— Holy Rosary Scholasticate.....		4,830	1,000	10	17
Peterborough— Normal School.....	E. M. Munro.....	6,700	800	40	39
St. Thomas— Alma College.....	Rev. P. S. Dobson (Prin.).....	2,000	-	12	20
Stratford— Normal School.....	A. J. Johnston.....	6,775	-	40	32
Sudbury— Collège Sacré-Coeur.....	Rév. Père Paul Charties.....	11,000	2,000	-	15
Toronto—					
Knor College.....	William H. Sandham.....	36,040	-	48	35
Normal School.....	Jean Merchant.....	7,800	-	80	55
Ontario College of Art.....	Amy C. Deepard.....	1,440	-	20	11
Ontario College of Education.....	Dorothy A. Thompson.....	16,550	4,700	100	110
Dept. of Educational Research.....	Kathleen M. Hobday.....	1,400	-	-	17
Ontario College of Pharmacy.....		1,267	160	12	12
Osgoode Hall Law School (1935).....		5,434	-	-	3
St. Augustine's Seminary.....	Rev. Fr. R. J. Dobell.....	12,000	-	-	30
St. Michael's College.....	Rev. Fr. R. J. Scollard.....	12,678	350	30	61
Toronto Bible College.....	Rev. Dixon A. Burns.....	5,000	200	60	70
Toronto Conservatory of Music.....	Mary Loblaw.....	2,022	606	8	-
Trinity College.....	S. M. Adams.....	37,737	-	61	4
United Church Training School.....	Miss G. L. Rutherford (Prin.).....	2,600	-	-	-
University of Toronto.....	W. S. Wallace.....	339,261	121,909	600	3,000
Dental Library.....	E. W. Paul.....	5,000	9,000	18	82
School of Hygiene.....	Miss O. E. Somerville.....	3,600	-	20	84
Victoria University.....	Dr. F. Louis Barber.....	80,000	1,000	260	120
Wycliffe College.....	F. D. Coggan.....	16,000	-	40	28
Waterloo—					
Waterloo College.....	Rev. F. B. Clausen (Pres.).....	12,000	300	18	20
Windsor—					
Assumption College.....	Rev. Father Edward Lee.....	8,250	200	70	25
Woodstock—					
St. Alphonsus Seminary.....	Rev. Father G. Ehman.....	5,150	-	-	25
Manitoba—					
Brandon—					
Brandon College.....	Emma Gruenke.....	9,600	200	40	1
Normal School.....	M. Almena Yeoman.....	2,668	590	50	15
St. Boniface—					
Collège de St-Boniface.....	Rév. Père Louis Mailhot.....	10,000	2,500	-	20
Winnipeg—					
Manitoba Law School.....	R. J. Russell.....	2,000	-	-	-
Normal School.....	Ellen M. Jacobs (Sec.).....	7,000	40	30	30
St. John's College.....	W. L. Morton.....	5,500	-	25	9
United Colleges—					
Manitoba College (1935).....		23,379	240	-	17
Weesley College.....	Rev. G. B. King.....	9,250	200	-	25
University of Manitoba.....	Elizabeth Dafee.....	68,000	-	384	468
Medical Library.....	Sydney D. MacIntyre.....	11,752	-	44	157
Winnipeg School of Art.....	Beth Sproule.....	295	-	-	2
Saskatchewan—					
Gravelbourg—					
Collège Mathieu.....	Rév. Père I. J. Lemieux.....	12,600	11,900	-	32
Moose Jaw—					
Normal School.....	Stella Groomes.....	5,062	300	50	25
Muenster—					
St. Peter's College.....	Rev. Father Paul Kuehne.....	8,456	2,700	25	49
Regina—					
Campion College.....	Rev. Father W. L. Savoie.....	3,000	2,000	20	12
Luther College.....	Margaret Pfueger.....	3,038	80	20	12
Normal School.....	Laura Lamont.....	5,000	200	42	12
Regina College (1935).....		4,407	-	-	24
Sacred Heart College.....	Rev. Sister Mary Cecil.....	750	100	-	-
St. Chad's College.....	Rev. R. J. Morrice.....	1,625	-	-	-
Saskatoon—					
Emmanuel College.....	Rev. E. H. Maddocks.....	5,000	200	10	24
Lutheran College and Seminary.....	Marie Streich (Sec.).....	5,000	-	-	4
Normal School.....		8,060	-	55	10
St. Andrew's College.....	Rev. J. L. Stewart.....	9,040	250	8	4
University of Saskatchewan.....	Dr. Arthur S. Morton.....	58,201	8,000	108	286
Alberta—					
Calgary—					
Mount Royal College.....	George Walters (Reg.).....	2,900	400	10	8
Normal School.....	Isabella W. Currie.....	7,000	200	90	30
Prov. Inst. of Technology and Art.....		2,800	300		
Camrose—					
Normal School.....	Cecilia Taylor.....	6,780	175	80	12
College Heights—					
Canadian Junior College.....	Claude H. Casey.....	4,500	2,000	58	30
Edmonton—					
Collège des Jésuites.....	Rév. Père F. X. Bellavance.....	10,200	1,100	-	28
Concordia College.....	Arnold Guebert.....	3,000	-	12	22

2.—University, College and Professional School Libraries, 1937—Con.

Address and Name	Librarian	Volumes	Pamph- lets	Seats for readers	Period- icals received
Alberta—Con.					
Edmonton—Con.					
Juniorat St-Jean Apôtre.....	Rév. Père Geo. Tétreault.....	12,200	600	2	32
Normal School.....	Emily E. Clever.....	4,758	-	72	23
St. Joseph's College.....	Mary Duniec.....	3,000	300	40	20
St. Stephen's College.....	Rev. A. D. Miller.....	10,000	-	20	15
University of Alberta.....	D. E. Cameron.....	63,789	-	230	526
North Edmonton—					
St. Anthony's Franciscan College....	Rev. Father Alphonse.....	3,875	90	45	12
British Columbia—					
Vancouver—					
Anglican Theological College.....	Rev. D. P. Watney.....	6,623	-	18	2
Normal School.....	Stella Shopland.....	7,352	75	36	55
Union College.....	Rev. W. H. Smith.....	11,780	6,000	25	30
University of British Columbia.....	John Ridington.....	113,500	25,000	450	485
Vancouver School of Art.....	Lillian Wilson (Sec.).....	471	116	8	4
Victoria—					
Normal School.....	J. Muriel Pottinger.....	6,567	375	35	40
Victoria College.....	Sydney Pettit.....	5,382	176	80	18

3.—Technical, Business and Government Libraries, 1937

Address and Name ¹	Librarian	Volumes	Pamphlets	Periodicals received
Annapolis Royal, N.S.—				
Fort Anne Museum.....	H. Laura Hardy.....	745	225	—
Banff, Alta.—				
Alpine Club of Canada.....	Edna H. Greer (Hon.).....	1,600	—	55
Calgary, Alta.—				
Dominion Water Power and Hydrometric Bureau.....	O. H. Hoover.....	1,400	100	5
Judges' Library.....	Ethel C. Egbert.....	† 1,658	10	13
Law Society of Alberta.....	Ethel C. Egbert.....	† 10,350	100	45
Centre East Pubnico, N.S.—				
D'Entremont Consulting Library.....	H. L. d'Entremont.....	800	400	8
Charlottetown, P.E.I.—				
Law Society of Prince Edward Island.....	W. E. Bentley (Sec.).....	5,000	—	—
Legislative Library ²	Jean C. Gill.....	† 16,631	300	72
Edmonton, Alta.—				
Judges' Library.....	Gwen R. Little.....	2,590	—	—
Law Society of Alberta.....	Gwen R. Little.....	† 10,580	60	26
Provincial Library of Alberta.....	Amy R. McKee.....	† 40,000	—	136
Fort Erie North, Ont.—				
Bridgeburg-Fort Erie Y.M.C.A.....	Geo. F. Broadley.....	510	250	10
Fredricton, N.B.—				
Barristers' Society of New Brunswick.....	E. Allison Mackay.....	12,000	—	5
Legislative Library.....	Doreen Harper.....	† 30,000	2,000	25
Teachers' Library, Dept. of Education.....	—	—	—	—
Halifax, N.S.—				
Legislative Library.....	Annie F. Donohoe.....	† 40,000	—	18
Nova Scotia Barristers' Society.....	R. E. Inglis.....	† 13,700	—	—
Teachers' Central Library.....	Guy Henson.....	1,700	—	1
Hull, Que.—				
Animal Diseases Research Institute.....	Kathleen O'Meara.....	2,000	—	60
Kitchener, Ont.—				
Waterloo Historical Society.....	P. Fisher (Sec.).....	250	100	—
London, Ont.—				
London Life Insurance Co.....	Margaret Johnston.....	6,221	—	76
Montreal, Que.—				
Art Association of Montreal.....	Olive B. LeBoutillier.....	† 3,490	—	17
Bank of Montreal.....	Miss M. K. Carpenter.....	† 3,800	3,500	65
Banque d'Épargne de la Cité et du District de Montréal.....	Paul Laplante.....	2,310	—	25
Barreau de Montréal.....	Maréchal Nantel.....	† 46,000	1,200	350
Bell Telephone Co. Educational Library.....	Frances Hope.....	† 4,598	2,697	30
Canada Cement Co., Ltd.....	H. S. Van Scoyoc.....	1,580	1,600	40
Canadian Industries Ltd.....	Pauline Morrison.....	† 2,100	—	300
Canadian Inst. of Min. and Metallurgy.....	—	5,000*	—	25
C.N.R. Bureau of Economics.....	Geo. R. Johnston.....	† 900	5,000	30
C.N.R. Dept. of Natural Resources (1935).....	—	4,200	600	20
C.P.R. Dept. of Immigration and Colonization.....	Mrs. M. E. Bevington.....	† 1,200	7,000	4
Cockfield, Brown & Co., Ltd.....	Muriel Weiss.....	† 500	—	—
Comm. des Ecoles Catholiques.....	Hélène Grenier.....	† 8,593	—	96
Engineering Institute of Canada.....	Nan V. Gregg.....	4,000	1,000	83
Federated Press Ltd.....	C. W. Cook.....	600	125	18
Forest Products Laboratories.....	—	† 1,892	2,732	66
Hersey Co. Ltd., Milton.....	James Hall.....	619	3,910	30
Insurance Institute of Montreal.....	Beatrice M. Howell.....	† 1,800	—	6
Lovell & Sons, Ltd., John.....	—	† 707	—	—
Ministère de la Santé.....	Dr. Fred Pelletier.....	† 6,140	—	26
Montreal Ass'n for the Blind.....	Ethel M. Scott.....	2,250	25	10
Montreal Board of Trade.....	Dorothy E. Humphreys.....	† 2,500	300	150
Northern Electric Co., Ltd.....	Magdalen E. Tuffy.....	† 1,206	12,978	83
Power Corporation of Canada, Ltd.....	Eleanor M. Tobin.....	† 855	600	40
Royal Bank of Canada.....	Mildred I. Turnbull.....	† 12,500*	—	500
Sun Life Assurance Co.....	Miss M. S. W. Stewart.....	† 13,002	—	84
Investment Library.....	Mary Jane Henderson.....	† 10,000	—	275
Surveyor & Co., Arthur.....	Y. Ranger.....	1,200	500	16
Y.M.C.A. (Central).....	Jean B. Crombie.....	† 6,000	—	84
Young Men's Hebrew Association.....	Constance Routtenberg.....	† 3,000	1,000	26
Y.W.C.A.....	Margaret McIntosh.....	† 5,000	—	22

¹ The cities and towns in which the libraries are located are arranged in alphabetical order, irrespective of province.

² Including Charlottetown Branch, Prince Edward Island Libraries.

† Full-time librarian.

* Including pamphlets.

3.—Technical, Business and Government Libraries, 1937—Con.

Address and Name	Librarian	Volumes	Pamph- lets	Period- icals received
Ottawa, Ont.—				
Agriculture, Dept. of	Miss A. L. Shaw	† 74,500*	—	825
Central Experimental Farm	Isobel C. Moir	† 450	20,000	125
Dairy & Cold Storage Branch	Mrs. M. F. E. Wintle	2,500	4,250	45
Division of Botany	J. Isabelle Fraser	† 1,550	15,000	50
Division of Chemistry	Miss D. A. Hooper	374	3,700	30
Division of Horticulture	Brenda C. Watts (acting)	1,140	61,500	40
Entomological Branch	Miss M. Fogarty	3,500	6,200	81
Bank of Canada	Mary K. Rowland	† 2,100	4,250	165
Canadian Welfare Council		† 500	4,000	144
County of Carleton Law Association	Isabelle Kealy	† 6,200	—	—
Dominion Bureau of Statistics	Grace S. Lewis	† 69,204	73,042	600
External Affairs, Dept. of	Grace Hart	† 23,000*	—	100
Fisheries, Dept. of	Percy W. Foy	† 17,000	21,000	64
Insurance, Dept. of	Ada F. Gifford	2,701*	—	10
International Joint Commission		2,245	—	—
Justice, Dept. of	A. Suzor Greaves	† 11,200	—	—
Labour, Dept. of	Ethel Merifield	† 28,459	—	364
League of Nations Society	Elizabeth P. MacCallum	1,325	3,500	100
Mines and Resources, Dept. of—				
Bureau of Geology and Topography and The National Museum	Mrs. Florence E. Forsey	† 73,000	19,000	2,130
Bureau of Mines	Mary F. Reid (acting)	† 44,818*	—	233
Dominion Forest Service	Jean I. Matheson	† 10,000	6,000	55
Dominion Observatory	J. H. L'Abbé	† 18,000*	—	75
Dominion Water Power Bureau	R. L. Drake	2,500	5,000	40
Forest Products Laboratories	Lilian M. Steers	† 2,900	15,000	86
Geodetic Services of Canada	Annie White	3,298*	—	24
Geographic Board		1,125	—	—
Indian Affairs Branch		1,265	100	—
Lands, Parks and Forests Branch	Dorothy M. Burley	† 10,409	6,100	74
National Defence, Dept. of	G. G. Chrysler	† 15,000	10,000	80
National Gallery of Canada	Kathleen M. Fenwick	2,837	6,000	44
National Research Council	Margaret S. Gill	† 22,800	18,000	850
Parliament, Library of	{ Félix Desrochers }	† 410,000	80,000	550
Pensions and Nat. Health, Dept. of—				
Food and Drugs Division	M. L. D. Devlin	3,032	—	45
Public Archives of Canada		50,000	—	—
Railway Commissioners, Board of	Miss R. La Rose	5,200	—	23
R.C.M.P. Hdqrs. Subdivision	J. Fraser	800	100	—
Royal Society of Canada ²		—	—	—
Secretary of State, Dept. of	Eugene C. Hamel	† 68,000	47,000	50
Supreme Court of Canada	C. B. Burns	† 85,000	—	50
Trade and Commerce, Dept. of	Dorothy K. Harris	† 5,432*	—	225
Transport, Dept. of	Esther M. Smith	† 9,600*	—	106
Y.W.C.A.	Elsie W. Rodger	600	—	11
Quebec, Que.—				
Barreau de Québec	J. F. Dumontier	† 16,350	35	16
Législature de la Province de Québec	G. E. Marquis	† 167,015	9,000	262
Professional Library for Protestant Teachers	E. C. Woodley	670	—	—
Y.M.C.A.	A. H. Jones (Sec.)	1,500	50	25
Regina, Sask.—				
Legislative Library	J. R. Bothwell	† 50,000	5,000	70
Sask. Co-op. Wheat Producers Ltd.	Hugh Boyd	2,000	200	—
Richmond Hill, Ont.—				
David Dunlop Observatory	Edna M. Fuller	3,205	2,100	13
Saint John, N.B.—				
New Brunswick Museum	William MacIntosh (Dir.)	26,000*	—	204
Saint John Law Society (1935)		9,100	—	—
Sarnia, Ont.—				
Imperial Oil Ltd.	A. L. Biggar	† 1,300	6,100	35
Saskatoon, Sask.—				
P. Mohyla Ukrainian Inst. (1935)		840	775	12
Sydney, N.S.—				
Mining Society of Nova Scotia	Sydney C. Miffen	1,500	—	—
Toronto, Ont.—				
Academy of Medicine	M. Edna M. Poole	† 27,000	—	200
Art Gallery of Toronto	Evelyn M. Churcher	2,200	—	9
Bank of Nova Scotia		1,350	500	40
Canada Life Assurance Co.	Pauline Hutchison	† 5,400	—	134

² The books have been transferred to the National Research Council and are being reclassified.

3.—Technical, Business and Government Libraries, 1937—Con.

Name and Address	Librarian	Volumes	Pamphlets	Periodicals received
Toronto—Concluded				
Canadian Bank of Commerce.....	Allan McKenzie.....	5,500	700	50
Canadian Gas Association.....	George W. Allen.....	600	2,000	40
Canadian Manufacturers' Association.....	H. S. Bain.....	2,300	4,200	220
Canadian Military Institute.....	Louise H. Shanly (Asst.)....	10,734	—	56
Canadian Nat. Inst. for the Blind.....	S. C. Swift.....	† 19,873	—	18
Confederation Life Association.....	Peter Morgan.....	† 3,000	1,700	121
County of York Law Association.....	Elizabeth H. Newton.....	† 8,486	—	6
Crown Life Insurance Co.....	Marion J. Drummond.....	† 2,300*	—	50
Dominion Bank.....	—	350	99	40
Dominion Meteorological Service.....	A. D. Thiessen.....	† 10,000	6,000	30
Hydro Electric Power Commission.....	Chas. J. Vick.....	8,000	—	60
Imperial Life Assurance Co.....	Katherine Gillies.....	† 3,000	50	75
Institute of Chartered Accountants of Ontario.....	F. J. Ferguson.....	600	—	23
Law Society of Upper Canada.....	J. J. Daley.....	† 84,000	—	65
Legislative Library of Ontario.....	J. J. Talman.....	† 157,691	—	324
Manufacturers' Life Assurance Co.....	L. Ruth Moorhouse.....	† 2,500	500	50
National Trust Co., Ltd.....	Mildred B. Carpenter.....	1,000	65	75
Ontario Department of—				
Attorney General (1935).....	(Included in Legislative Library.)	3,500	—	—
Education.....				
Health.....	Fredrita H. Wright.....	† 6,700	5,838	92
Labour.....	—	† —	—	50
Mines.....	Helen W. Batchelor.....	† 5,000	8,000	40
Ontario Historical Society.....	J. McE. Murray (Sec.).....	3,100	280	—
Ontario Research Foundation.....	Miss Maynard Grange.....	3,650	3,900	194
Royal Astronomical Society of Canada.....	Peter M. Millman.....	1,200	2,000	130
Royal Canadian Institute.....	D. B. Murray.....	7,377	—	—
Royal Ontario Museum of—				
Archaeology.....	Ethlinn Smith.....	4,000	—	30
Geology.....	E. S. Moore (Dir.).....	5,000	1,000	—
Mineralogy.....	A. L. Parsons.....	1,700	—	6
Palaeontology.....	Madeleine A. Fritz.....	8,000	10,000	—
Zoology.....	J. R. Dymond (Dir.).....	2,204	15,615	—
Teachers' Reference Library (Dept. of Education).....	Patricia Spereman.....	† 846	—	—
Toronto Bankers' Educational Association.....	George A. Town.....	340	38	—
Toronto Daily Star.....	A. F. Barr.....	† 6,500	500	50
Toronto Transportation Commission.....	Fiona McCulloch.....	† 500	2,000	34
Workers' Educational Association.....	Blanche Feld.....	1,247	—	—
Y.W.C.A. (1935).....	—	1,500	50	12
Trail, B.C.—				
Consol. Mining and Smelting Co., Ltd....	Arthur Turner.....	† 2,860	7,800	171
Vancouver, B.C.—				
Forest Products Laboratory.....	R. M. Brown (Supt.).....	296	5,000	35
Vancouver City Museum.....	T. P. O. Menzies.....	1,000	—	30
Vancouver Medical Association.....	Jessie M. Choate.....	† 6,000	—	85
Vancouver School, Principals' Ass'n.....	Eva L. Millar.....	4,060	175	19
Victoria, B.C.—				
Dom. Astrophysical Observatory.....	W. E. Harper.....	2,226	3,200	350
Entomological Society of B. C.....	W. Downes.....	145	750	4
Provincial Library and Archives.....	W. Kaye Lamb.....	† 148,000	—	315
Provincial Museum of Natural History...	Winifred V. Hardy.....	700	19,000	5
Winnipeg, Man.—				
Canadian Institute of Insurance Inc.....	Frances R. Parker.....	† 6,000	—	34
Department of Education.....	Myrtle T. Lewis.....	† 6,500	—	15
Great West Assurance Co.....	—	† 1,000	700	30
Law Society of Manitoba.....	R. J. Russell.....	† 20,000	—	65
Manitoba Co-op. Conference.....	J. T. Hull.....	3,849	—	—
Mary MacIntyre Memorial Library for the Blind.....	Agnes McCulloch.....	2,478	—	8
Provincial Library of Manitoba.....	J. L. Johnston.....	† 60,284	97,000	250
Winnipeg Free Press.....	Inga Thomson.....	† 3,200	—	—
Winnipeg Tribune.....	Miss A. C. Cornell.....	† 923	2,000	150
Dept. of Health and Public Welfare.....	—	—	—	—

* There are also some 45,000 volumes in the Chinese Library.

4.—Hospital Libraries, 1937

Address and Name	Type	Number of Beds	Volumes	Volumes added in 1937	
				Purchased	Donated
Prince Edward Island—					
Charlottetown—					
Provincial Sanatorium.....	T	60	1,000	-	190
Nova Scotia—					
Halifax—					
Camp Hill Hospital.....	V	279	+ 2,701	-	310
Victoria General Hospital.....	G	252	+ †	†	†
Kentville—					
Nova Scotia Sanatorium.....	T	295	+ 3,500	-	118
New Brunswick—					
East St. John—					
Saint John Tuberculosis Hospital.....	T	206	1,009	†	†
River Glade—					
Jordan Memorial.....	T	108	1,400	-	150
Saint John—					
Lancaster Hospital.....	V	100	200	-	100
Provincial Hospital.....	M	900	+ 150	-	25
Vallée Lourdes—					
Sanatorium N.D. de Lourdes de l'Inst. Lady Dunn.....	T	96	+ 741	-	30
Quebec—					
Bordeaux—					
Hôpital de Bordeaux.....	M	300	150	-	150
Gamelin—					
Hôpital St. Jean de Dieu.....	M	4,259	+ 3,000	-	980
Lac Edouard—					
Sanatorium Lac Edouard.....	T	185	+ 3,503	16	50
Mastai—					
Hôpital St-Michel-Archange.....	M	2,800	1,289	42	90
Montreal—					
Children's Memorial.....	P	330	300	-	300
Grace Dart Home.....	T	118	+ 1,500	-	500
Hôpital Maternité Catholique.....	W	316	†	-	20
Hôpital Nore Dame.....	G	629	+ 1,000	†	†
Hôpital N.D. de la Merci.....	S	475	+ 1,702	-	†
Hôpital Sainte Justine.....	G	425	150	-	100
Hôtel Dieu de Saint Joseph.....	G	335	+ 2,750	11	17
L'Aide de la Femme.....	S	300	200	25	50
L'Institut Bruchési de Montréal.....	T	53	+ 325	-	12
Montreal General Hospital.....	G	600	+ 900	32	100
Retraite St. Benoît.....	M	105	400	†	†
Royal Victoria Hospital.....	G	709	+ 2,619	204	271
St. Mary's Hospital.....	G	211	+ 350	50	50
Quebec—					
Hôpital de l'Enfant-Jésus.....	G	350	+ 600	50	15
Hôtel-Dieu de Québec.....	G	350	1,884	12	15
Ste. Agathe des Monts—					
Laurentian Sanatorium.....	T	247	+ 8,700	-	150
Mount Sinai Sanatorium.....	T	92	+ 1,708	-	50
Ste. Anne de Bellevue—					
St. Anne's Hospital.....	M	365	+ 6,183	167	-
Ste. Foy—					
Hôpital Laval.....	T	435	+ 1,300	-	25
Sherbrooke—					
Hôpital Général St. Vincent de Paul.....	G	228	+ 250	-	15
Trois Rivières—					
Hôpital-Sanatorium Cook.....	T	168	103	-	-
Verdun—					
Verdun Protestant Hospital.....	M	1,150	+ 1,300	69	40
Westmount—					
Women's General Hospital.....	W	225	400	-	48

† Not reported.

* Separate room for book collection.

Type of hospital—G.—General Public*

Is.—Isolation*

P.—Paediatric*

T.—Tuberculosis

W.—Women's (only)*

In.—Incurable

M.—Mental

S.—Special*

V.—War Veterans


* Only hospitals with more than 200 beds are included.


4.—Hospital Libraries, 1937—Continued

Address and Name	Type	Number of Beds	Volumes	Volumes added in 1937	
				Purchased	Donated
Ontario—					
Brantford—					
Brant Sanatorium.....	T	102	1,500	12	150
Brockville—					
Ontario Hospital.....	M	813	780	111	—
Cobourg—					
Ontario Hospital.....	M	419	+ 630	149	—
Fort William—					
Fort William Sanatorium.....	T	103	758	—	150
Gravenhurst—					
Muskoka Hospital.....	T	440	+ 3,500	—	250
Guelph—					
Homewood Sanitarium.....	M	150	+ 400	50	—
Haileybury—					
St. Mary's on the Lake Sanatorium.....	T	115	250	—	128
Hamilton—					
Hamilton General Hospital.....	G	630	+ 2,314	59	108
Mountain Sanatorium.....	T	600	+14,000	74	498
Ontario Hospital.....	M	1,485	1,070	219	318
St. Peter's Infirmary.....	In.	65	200	—	—
Kingston—					
Kingston General Hospital.....	G	375	+ 500	—	100
Ontario Hospital.....	M	1,126	1,936	—	1,000
Kitchener—					
Freeport Sanatorium.....	T	125	3,000	—	110
London—					
Ontario Hospital.....	M	1,200	+ 2,226	313	292
Parkwood Hospital for Incurables.....	In.	112	+ 275	75	200
Queen Alexandra Sanatorium.....	T	600	+ 4,642	—	380
St. Joseph's Hospital.....	G	228	100	15	—
Victoria Hospital.....	G	385	+ 2,300	25	127
Westminster Hospital.....	M	488	+ 2,500	—	200
New Toronto—					
Ontario Hospital.....	M	1,490	600	—	25
Ottawa					
Hôpital Général.....	G	314	160	—	†
Ottawa Civic Hospital.....	G	540	+ 5,000	100	500
Perley Home for Incurables.....	In.	80	275	—	—
Royal Ottawa Sanatorium.....	T	210	+ 1,200	—	300
St. Vincent Hospital.....	In.	202	125	—	40
Penetanguishene—					
Ontario Hospital.....	M	600	700	—	300
St. Catharines—					
Niagara Peninsula Sanatorium.....	T	85	+ 1,000	—	100
Toronto—					
Christie Street Hospital.....	V	545	+ 2,700	500	1,500
Hospital for Sick Children (County Branch— Thistletown).....	P	†	+ 500	22	—
I.O.D.E. Preventorium.....	T	128	430	—	253
Mercy Hospital for Incurables.....	In.	160	+ 300	10	25
Ontario Hospital.....	M	1,077	750	—	†
St. Michael's Hospital.....	G	614	+ 500	—	200
Toronto General Hospital.....	G	1,165	+ 5,000	—	700
Toronto Hospital for Incurables.....	In.	367	+ 300	—	†
Toronto Western Hospital.....	G	480	+ 1,200	†	†
Weston—					
Toronto Hospital for Consumptives.....	T	568	+ 3,500	—	125
Whitby—					
Ontario Hospital.....	M	1,500	+ 1,600	387	200
Windsor—					
Essex County Sanatorium.....	T	142	1,880	—	225
Woodstock—					
Ontario Hospital.....	M	540	+ 1,294	150	150
Manitoba—					
Brandon—					
Hospital for Mental Diseases.....	M	1,420	2,400	—	—
Ninette—					
Manitoba Sanatorium.....	T	285	+ 5,000	—	72
St. Boniface—					
Hôpital St. Boniface.....	G	432	+ 2,500	25	250
St. James—					
Deer Lodge Hospital.....	V	250	750	—	75

4.—Hospital Libraries, 1937—Concluded

Address and Name	Type	Number of Beds	Volumes	Volumes added in 1937	
				Purchased	Donated
Manitoba—Concluded					
St. Vital—					
St. Boniface Sanatorium.....	T	257	+ 1,630	10	60
Selkirk—					
Selkirk Mental Hospital.....	M	640	+ 1,040	-	-
Winnipeg—					
Winnipeg General Hospital.....	G	596	+ 2,300	-	†
Winnipeg Municipal Hospital.....	T	330	1,600	-	†
Saskatchewan—					
Fort San—					
Fort Qu'Appelle Sanatorium.....	T	310	+ 3,000	-	550
North Battleford—					
Provincial Mental Hospital.....	M	1,050	+ 2,572	142	-
Prince Albert—					
Prince Albert Sanatorium.....	T	238	+ 4,010	-	200
Regina—					
Regina General Hospital.....	G	365	+ 300	-	-
Regina Grey Nuns' Hospital.....	G	204	+ 1,116	-	-
Saskatoon—					
St. Paul's Hospital.....	G	224	50	-	50
Saskatoon City Hospital.....	G	289	+ 352	-	60
Saskatoon Sanatorium.....	T	175	+ 3,000	20	100
Weyburn—					
Saskatchewan Mental Hospital.....	M	1,500	+ 1,877	295	35
Wolseley—					
Home for Infirm.....	In.	82	+ 300	-	-
Alberta—					
Calgary—					
Central Alberta Sanatorium.....	T	215	+ 5,500	-	327
Colonel Belcher Hospital.....	V	128	497	-	24
Holy Cross Hospital.....	G	225	+ 400	-	50
Clareholm—					
Provincial Auxiliary Hospital.....	M	100	214	20	-
Edmonton—					
Edmonton General Hospital.....	G	223	+ 600	-	3
Provincial Mental Institute.....	M	470	+ 285	-	-
Royal Alexandra Hospital.....	G	450	†	-	†
St. Joseph's Convalescent Hospital.....	In.	90	+ 70	-	10
University of Alberta Hospital.....	G	352	+ 1,350	-	300
Ponoka—					
Provincial Mental Hospital.....	M	1,250	+ 1,300	49	142
British Columbia—					
Colquitz—					
Provincial Mental Home.....	M		+ 130	-	-
Essondale—					
Provincial Mental Hospital.....	M	2,425	+ 5,000	400	-
New Westminster—					
Public Hospital for Insane.....	M		†	-	-
Tranquille—					
Tranquille Sanatorium.....	T	332	+ 4,400	204	-
Vancouver—					
Shaughnessy Hospital.....	V	210	+ 1,776	-	128
Vancouver General Hospital.....	G	1,167	+ 750	65	225
Victoria—					
Provincial Royal Jubilee Hospital.....	G	418	+ 800	-	†





735
S8
1936-3

STATISTICS CANADA LIBRARY
BIBLIOTHEQUE STATISTIQUE CANADA



1010494604

DATE DUE			

STANFORD UNIVERSITY LIBRARY
STANFORD, CALIFORNIA
94305

