

85D 207

1923

NE PAS PRETER

CANADA
DOMINION BUREAU OF STATISTICS
JUDICIAL BRANCH

CRIMINAL STATISTICS

SEPTEMBER 1924 3

TOTAL NUMBER OF CHARGES AND CONVICTIONS 1922-1923

NUMBER OF CASES DEALT WITH BY THE DIFFERENT COURTS 1922-1923

INDICTABLE OFFENCES BY PROVINCES 1923

NON-INDICTABLE OFFENCES BY PROVINCES 1923


----- + + + -----

Published by Authority of the Hon. Thos. A. Low. M. P.,
Minister of Trade and Commerce.

+ + +

OTTAWA

1924



DOMINION BUREAU OF STATISTICS
JUDICIAL STATISTICS BRANCH
OTTAWA.

Dominion Statistician: R. H. Coats, B.A., F.S.S., F.R.S.C.
Chief, Judicial Statistics Branch: R. E. Watts.

Second Bulletin on Criminal Statistics for the year ended
September 30th. 1923.

The total number of cases tried by the various criminal courts in Canada in 1923 was 164,131 as compared with 163,930 for 1922, an increase of 201. Of these, 4,879 were acquitted in 1923 against 5,590 in 1922, leaving the total number of convictions 159,252 for 1923 compared with 158,340 for 1922, an increase of 912.


The numbers tried by the different courts were:

How Tried	1922		1923	
	Convicted	Acquitted	Convicted	Acquitted
By Jury	1,006	792	822	538
Under the Speedy Trials Act without a Jury	2,887	1,171	2,158	1,046
Under the Summary Trials Act by Police or other Magistrates	11,827	3,349	12,208	2,967
Summary convictions of non-indictable offences	136,322	-	137,493	-
Juvenile Courts, Major Offences	4,065	278	4,165	328
" " Minor Offences	2,233	-	2,406	-
Totals for Canada	158,340	5,590	159,252	4,879

ADULTS.

Convictions by Provinces

	Indictable Offences		Variation	
	1922	1923	No.	Per cent.
Prince Edward Island	27	13	- 14	51.85
Nova Scotia	701	400	- 301	42.88
New Brunswick	322	148	- 174	54.04
Quebec	2,885	2,655	- 230	8.00
Ontario	7,021	6,886	- 135	1.92
Manitoba	1,188	1,094	- 94	7.91
Saskatchewan	1,391	1,446	+ 55	3.80
Alberta	1,170	1,424	+ 254	21.71
British Columbia	1,004	1,116	+ 112	11.15
Yukon and Other Territories	10	6	- 4	40.00
CANADA	15,719	15,188	- 531	3.38
Non-Indictable Offences.				
Prince Edward Island	309	321	+ 12	3.73
Nova Scotia	3,332	3,033	- 299	8.97
New Brunswick	2,281	2,179	- 102	4.48
Quebec	31,441	27,563	- 3,878	12.33
Ontario	63,015	64,639	+ 1,624	2.58
Manitoba	9,530	11,377	+ 1,847	19.38
Saskatchewan	6,876	8,346	+ 1,470	21.38
Alberta	7,766	8,359	+ 593	7.63
British Columbia	11,720	11,639	- 81	0.69
Yukon	52	37	- 15	28.85
CANADA	136,322	137,493	+ 1,171	.86



Juvenile Delinquents by Provinces.

Major Offences	Variation			
	1922	1923	No.	Per Cent
Prince Edward Island	5	10	/ 5	100.00
Nova Scotia	167	253	/ 86	51.50
New Brunswick	45	60	/ 15	33.33
Quebec	655	864	/ 209	31.91
Ontario	1,852	1,633	- 219	11.82
Manitoba	627	581	- 46	7.33
Saskatchewan	196	249	/ 55	27.04
Alberta	240	246	/ 6	2.50
British Columbia	278	268	- 10	3.60
Yukon	-	1	/ 1	-
CANADA	4,065	4,165	/ 100	2.46

Minor Offences.

Prince Edward Island	-	-	- 3	3.80
Nova Scotia	79	76	- 7	-
New Brunswick	7	-	-	-
Quebec	624	628	/ 4	0.64
Ontario	899	1,049	/ 150	16.68
Manitoba	495	495	-	-
Saskatchewan	41	28	- 13	31.71
Alberta	24	38	/ 14	58.33
British Columbia	64	92	/ 28	43.75
CANADA	2,233	2,406	/ 173	7.75

Dear Mr. [Name],
I am very pleased to hear from you and
thank you for your letter of the 15th.
I am sorry that I cannot give you
the answer you want at this time.
I will be in touch with you again
in a few days.
Sincerely,
[Name]

Very truly yours,

[Name]
[Address]
[City, State, Zip]

CRIMINAL STATISTICS, 1923.

Indictable Offences by Classes and Provinces. Number of Convictions, 1923, and Totals for 1922.

Offences	P.E.I.	N.S.	N.B.	Que.	Ont.	Man.	Sask.	Alta.	B.C.	Yukon & Territories	Canada 1923	Totals for 1922
CLASS I. Offences against the person -												
Murder.....				2	4		3	4		2	15	19
" attempt to commit.....			1	1	5	1	2	2	3		15	20
Manslaughter.....			1	6	12	5		6	5	3	38	45
Abortion and concealing birth.				2	1	4	3		2		12	25
Rape and other offences												
against decency.....		25	6	28	175	27	33	40	31		365	350
Procuration.....			3	6	10		1		2		19	25
Bigamy.....			3	3	34	4	5	5	2		56	74
Shooting, stabbing and wounding		3	2	50	71	13	1	7	10		157	119
Assault on females and wife....			1	3	35			1	23		63	64
" aggravated.....	1	12		41	222	31	10	22	43		382	464
" on Police.....		21	6	43	99	4	6	26	12		217	367
" and battery.....		41	9	54	545	58	15	111	87		920	987
Non-support of family.....		2		19	167	2	3	6	13		212	154
Wife desertion.....					7						7	11
Other offences against the person.....	1	3		9	58	6	6	10	4		97	80
T O T A L S	2	107	29	267	1,445	1,555	88	240	237	5	2,575	2,804
CLASS II. Offences against pro- perty with violence -												
Burglary, house, warehouse and shopbreaking.....	2	60	16	228	496	95	83	95	100		1,175	1,754
Robbing and demanding with menaces.....		2	4	17	70	12	11	9	11		132	212
Highway robbery.....				5	9						14	11
T O T A L S	2	62	16	250	575	107	94	104	111		1,321	1,977



Indictable Offences by Classes and Provinces, Number of Convictions, 1923, and Totals for 1922 - Continued

Of f e n c e s	P.E.I.	N.S.	N.B.	Que.	Ont.	Man.	Sask.	Alta.	B.G.	Yukon & Territories	Canada 1923	Totals for 1922
CLASS III. Offences against property without violence -												
Bringing stolen goods into Canada.....					2						2	2
Embezzlement.....				3	4	1	1	2	3		14	19
False pretences.....		9	2	94	223	22	92	78	57		577	684
Feloniously receiving stolen goods.....		6	3	60	140	39	13	21	51		333	418
Fraud and conspiracy to defraud.....	1	1	1	19	221	98	46	41	44		472	466
Horse and cattle stealing.....					7		3	7	1		18	50
Theft.....	6	147	59	891	2,683	490	669	518	336	1	5,800	5,938
Theft of mail.....				1	9	2	2	3	5		22	21
Theft of automobile.....					23		42				65	
T O T A L S	7	163	65	1,068	3,312	652	868	670	497	1	7,303	7,598
CLASS IV. Malicious offences against property -												
Arson.....		7		15	24	2	2	3	5		58	31
Malicious injury to horses, cattle and other property....		2	4	45	103	19	11	15	18		217	187
T O T A L S		9	4	60	127	21	13	18	23		275	218
CLASS V. Forgery and other offences against currency -												
Offences against currency....				5	4			1			10	12
Forgery and uttering forged documents.....	1	8	1	20	132	42	36	34	27		301	453
T O T A L S	1	8	1	25	136	42	36	35	27		311	465

Date	Description	Debit	Credit
1900			
1901			
1902			
1903			
1904			
1905			
1906			
1907			
1908			
1909			
1910			
1911			
1912			
1913			
1914			
1915			
1916			
1917			
1918			
1919			
1920			
1921			
1922			
1923			
1924			
1925			
1926			
1927			
1928			
1929			
1930			
1931			
1932			
1933			
1934			
1935			
1936			
1937			
1938			
1939			
1940			
1941			
1942			
1943			
1944			
1945			
1946			
1947			
1948			
1949			
1950			
1951			
1952			
1953			
1954			
1955			
1956			
1957			
1958			
1959			
1960			
1961			
1962			
1963			
1964			
1965			
1966			
1967			
1968			
1969			
1970			
1971			
1972			
1973			
1974			
1975			
1976			
1977			
1978			
1979			
1980			
1981			
1982			
1983			
1984			
1985			
1986			
1987			
1988			
1989			
1990			
1991			
1992			
1993			
1994			
1995			
1996			
1997			
1998			
1999			
2000			
2001			
2002			
2003			
2004			
2005			
2006			
2007			
2008			
2009			
2010			
2011			
2012			
2013			
2014			
2015			
2016			
2017			
2018			
2019			
2020			
2021			
2022			
2023			
2024			
2025			
2026			
2027			
2028			
2029			
2030			
2031			
2032			
2033			
2034			
2035			
2036			
2037			
2038			
2039			
2040			
2041			
2042			
2043			
2044			
2045			
2046			
2047			
2048			
2049			
2050			
2051			
2052			
2053			
2054			
2055			
2056			
2057			
2058			
2059			
2060			
2061			
2062			
2063			
2064			
2065			
2066			
2067			
2068			
2069			
2070			
2071			
2072			
2073			
2074			
2075			
2076			
2077			
2078			
2079			
2080			
2081			
2082			
2083			
2084			
2085			
2086			
2087			
2088			
2089			
2090			
2091			
2092			
2093			
2094			
2095			
2096			
2097			
2098			
2099			
2100			

Indictable Offences by Classes and Provinces. Number of Convictions, 1923, and Totals for 1922.

Offences	P.E.I.	N.S.	N.B.	Que.	Ont.	Man.	Sask.	Alta.	B.C.	Yukon's Territories	Canada 1923	Totals for 1922
CLASS VI. Various Offences -												
Breach of Trade-marks Act.....	-	-	-	37	1	3	-	-	17	-	41	127
Carrying unlawful weapons.....	-	3	2	6	92	5	1	15	141	-	141	33
Conspiracy.....	-	1	1	4	15	-	3	6	-	-	30	44
Criminal negligence.....	-	-	-	-	45	-	-	-	-	-	45	-
Driving automobile while intoxicated.....	-	4	13	104	144	19	20	34	15	-	353	202
Breach of gambling and lottery acts.....	-	8	-	105	189	20	25	20	67	-	434	389
Illicit stills.....	-	6	12	281	339	42	244	132	12	-	1,068	643
Keeping bawdy house and inmates thereof.....	-	13	-	387	147	8	15	31	65	-	666	599
Perjury and subornation of perjury.....	1	-	-	9	29	3	7	2	2	-	53	62
Offences against public morals.....	-	-	-	17	113	3	6	7	3	-	149	121
Prison breach, and escape from custody.....	-	6	-	18	72	11	13	9	5	-	134	128
Breach of revenue laws.....	-	1	2	-	24	-	5	1	-	-	33	70
Riot and affray.....	-	8	-	4	9	-	-	86	20	-	127	49
Attempt to commit suicide.....	-	-	-	1	19	-	2	1	4	-	27	41
Sodomy.....	-	1	3	5	31	1	2	1	8	-	52	64
Various and miscellaneous.....	-	1	-	7	22	1	4	12	3	-	50	86
TOTALS.....	1	51	33	985	1,291	117	347	357	221	-	3,403	2,658
GRAND TOTALS.....	13	400	148	2,655	6,886	1,094	1,446	1,424	1,116	6	15,188	15,720

Handwritten text, likely bleed-through from the reverse side of the page. The text is extremely faint and illegible due to the quality of the scan. It appears to be organized into several paragraphs or sections, possibly containing a list or table of contents, but the specific content cannot be discerned.

CRIMINAL STATISTICS, 1923

Non-indictable Offences, Convictions by Provinces, 1923, and Totals for 1922.


Offences	P.E.I.	N.S.	N.B.	Que.	Ont.	Man.	Sask.	Alta.	B.C.	Yukon	Total 1923	Totals for 1922
Assaults.....	13	153	95	643	815	167	720	373	140	-	3,119	2,999
Breach of peace.....	-	1	3	50	31	-	15	12	12	-	124	684
Carrying firearms and unlawful weapons.....	1	14	3	74	185	25	87	56	84	-	529	585
Contempt of court.....	-	1	-	-	7	-	2	6	2	-	18	24
Cruelty to animals.....	-	13	1	29	241	19	38	77	27	-	445	554
Disturbing religious and like meetings.....	-	9	4	14	26	1	2	6	-	-	62	19
Fishery and Game Acts, offences against.....	2	15	96	32	734	20	132	198	114	-	1,343	1,435
Gambling Acts, offences against.....	-	3	1	632	1,810	133	121	241	1,232	-	4,173	3,563
Immigration Act, offences against.....	-	-	7	2	5	4	27	3	23	-	71	58
Inspection and Sales Acts, offences against.....	-	-	-	14	17	-	5	3	6	-	45	28
Adulteration of food (Food and Drug Acts).....	12	-	1	109	68	-	4	-	1	-	195	148
Weights and Measures - Acts, offences against.....	-	-	-	42	46	15	-	19	-	-	122	88
Liquor, Prohibition and Temperance Acts, offences against.....	39	264	364	1,724	3,958	542	997	990	1,196	14	10,088	8,519
Malicious or wilful damage to property.....	3	25	9	139	161	23	119	88	41	-	608	691
Masters and Servants' Acts, offences against.....	-	1	1	8	1	13	157	19	-	-	198	210
Non-payment of wages.....	-	-	-	297	232	77	259	203	7	-	1,075	1,002
Municipal Acts and By-laws, breach of various.....	50	659	310	10,626	37,718	7,648	3,414	3,740	4,643	2	68,810	68,657
Non-support of family and neglecting children.....	-	8	7	370	516	33	41	40	86	-	1,101	814
Contributing to delinquency of children.....	-	3	-	-	198	3	6	18	22	-	250	169



Non-indictable Offences, Convictions by Provinces, 1923, and totals for 1922 - Continued.

O f f e n c e s	P.E.I.	N.S.	N.B.	Que.	Ont.	Man.	Sask.	Alta.	B.C.	Yukon	Total 1923	Totals for 1922
Opium and Narcotic Drug Act, various offences against...	-	3	6	501	226	21	51	31	458	-	1,297	1,858
Profanation of the Lord's Day	-	5	5	22	550	81	16	49	54	-	782	851
Railway Acts, various offences against	-	-	10	45	29	8	21	31	164	-	308	619
Trespass on railway	-	3	1	159	276	11	17	18	50	-	535	655
Stealing ride on railway	-	-	6	26	222	25	15	53	114	-	461	-
Revenue Laws, offences against	-	-	35	119	361	27	110	36	28	-	763	720
Trespass	-	47	-	24	671	14	8	7	27	-	762	920
Vagrancy	11	71	21	1,076	1,150	276	423	262	484	-	3,774	4,530
Drunkenness	164	1,392	1,074	6,260	11,370	1,680	884	1,277	1,443	21	25,565	25,048
Insulting, abusive and profane language	-	52	14	117	301	29	25	46	47	-	631	616
Frequenting bawdy houses	5	13	47	325	378	28	54	51	871	-	3,772	3,318
Loose, idle, disorderly	18	248	42	1,758	1,758	337	389	175	149	-	4,844	5,239
Various other offences	3	20	17	356	578	117	187	231	114	-	1,623	1,699
T O T A L S	321	3,033	2,179	27,563	64,639	11,377	8,346	8,359	11,639	37	137,493	136,322

STATISTICS CANADA LIBRARY
BIBLIOTHÈQUE STATISTIQUE CANADA



1010481702