

T
LA
41-7
414

FULL-TIME UNDERGRADUATE⁽¹⁾ ENROLMENT AT CANADIAN UNIVERSITIES AND COLLEGES, BY GRADUATING YEAR, AS REPORTED AT NOVEMBER 1, 1959.

Prepared in the Higher Education Section, Education Division, Dominion Bureau of Statistics, for distribution by the Executive and Professional Division, National Employment Service, Unemployment Insurance Commission.

PART I: INTRODUCTION

This report should not be considered as giving actual graduation figures for 1960 and 1961. It is a preliminary statement, for distribution early in the academic year, to indicate the probable supply of graduates that may be leaving the universities and colleges in the specific years mentioned.

Throughout, the figures are actual or tentative registration figures for the number of full-time students enrolled in the various institutions at November 1, 1959, and do not take into account possible failures or withdrawals nor estimates of the number expected to graduate in 1960 and 1961. For this reason they should be regarded as approximate. This caution also applies to the interpretation of the various totals for faculties or subjects. Due attention should be paid to the various footnotes and to the fact that in some cases, when no report was received by the close-off date, estimates were used.

Figures for the parent institutions include enrolment in them only, unless otherwise specified. If not so specified, figures for affiliates are given separately.

The following is a list of the names and addresses of the institutions included in Parts II to V. In these sections the names have been abbreviated but if any two names are similar, the name of the province in which the institution is located is indicated. Affiliated institutions are indented under the name of the parent institution when they are located in the same province. The names of the institutions appear in the language used as the medium of instruction.

Newfoundland:

Memorial University of Newfoundland, St. John's.

Prince Edward Island:

Prince of Wales College, Charlottetown.
St. Dunstan's University, Charlottetown.



Nova Scotia:

Acadia University, Wolfville.
Collège Sainte-Anne, Church Point. (Bilingual).
Dalhousie University, Halifax.
Pine Hill Divinity Hall, Halifax.
University of King's College, Halifax.
Holy Heart Seminary, Halifax.
Maritime School of Social Work, Halifax.
Mount Saint Vincent College, Halifax.
Nova Scotia Technical College, Halifax.
St. Francis Xavier University, Antigonish.
St. Mary's University, Halifax.

New Brunswick:

Mount Allison University, Sackville.
St. Thomas College, Chatham.
Université du Sacré-Coeur, Bathurst.
University of New Brunswick, Fredericton.
University Saint-Louis, Edmundston.
Université Saint-Joseph, Université Saint-Joseph. (Bilingual).

Quebec:

Bishop's University, Lennoxville.
Ecole des Beaux-Arts, 125, rue Sherbrooke ouest, Montréal.
Collège Marie-de-France, 4635, Chemin Reine-Marie, Montréal.
McGill University, Montreal (includes Macdonald College).
Sir George Williams College, Montreal.
Université de Montréal, Montréal (includes all affiliated colleges).
Université de Sherbrooke, Sherbrooke (includes all affiliated colleges).
Université Laval, Québec (includes all affiliated colleges).

(1) In certain faculties graduate enrolment, as well as undergraduate, is included. Unless this is specified, all figures refer to undergraduate only (i.e. those studying for first degrees, or equivalent diplomas, in a particular field).



Ontario:

Assumption University of Windsor, Windsor.
Canadian Memorial Chiropractic College, Toronto.
Carleton University, Ottawa.
College of Optometry of Ontario, Toronto.
Lakehead College of Arts, Science and Technology, Port Arthur.
McMaster University, Hamilton (includes McMaster Divinity College).
Ontario College of Art, Toronto.
Osgoode Hall Law School, Toronto.
Queen's University, Kingston.
Queen's Theological College, Kingston.
Regis College, Toronto (formerly Jesuit Seminary).
Royal Military College, Kingston.
Université d'Ottawa, (Bilingual).
Collège Bruyère, Ottawa.
Collège Classique de Cornwall, Cornwall.
Notre Dame College, Ottawa. (Bilingual).
Petit Séminaire d'Ottawa, Chemin Carson, Quarries.
St. Jerome's College, Kitchener.
St. Patrick's College, Ottawa.
Université de Sudbury, Sudbury, (Bilingual).
University of Toronto, Toronto.
Knox College, Toronto.
Ontario Agricultural College, Guelph.
Ontario Veterinary College, Guelph.
University of St. Michael's College, Toronto (includes The Pontifical Institute of Mediaeval Studies, St. Michael's College, and St. Basil's Seminary).

Trinity College, Toronto.
Victoria University (Victoria College and Emmanuel College), Toronto.
Wycliffe College, Toronto.
University of Waterloo, Waterloo.
University of Western Ontario, London.
Christ the King College, London.
Huron College, London.
St. Peter's Seminary College of Arts, London.
Ursuline College of Arts, London.
Waterloo University College, London (includes Lutheran Theological Seminary).

Manitoba:

Grand Séminaire de Saint-Boniface, Saint-Boniface.
University of Manitoba, Fort Garry, Winnipeg.
Brandon College, Brandon.
Collège de Saint-Boniface, Saint-Boniface.
Manitoba Law School, Winnipeg.
St. John's College, Winnipeg.
St. Paul's College, Winnipeg.
United College, Winnipeg.

Saskatchewan:

Collège Catholique de Gravelbourg, Gravelbourg.
Collège Notre-Dame, Prince Albert.
Notre Dame College, Wilcox.
Saint Thomas College, North Battleford.
Scolasticat du Sacré-Coeur, Lebret.
University of Saskatchewan, Saskatoon.
Emmanuel College, Saskatoon.
Luther Theological Seminary, Saskatoon (includes the former Lutheran College and Seminary).
St. Andrew's College, Saskatoon.
St. Chad's College, Regina.
St. Thomas More College, Saskatoon.

Alberta:

Collège Saint-Jean, Edmonton.
University of Alberta, Edmonton.
Mount Royal College, Calgary.
St. Stephen's College, Edmonton.

British Columbia:

Canadian Services College, Royal Roads, Victoria.
Seminary of Christ the King, Mission City.
University of British Columbia, Vancouver.
Anglican Theological College of British Columbia, Vancouver.
Union College of British Columbia, Vancouver.
Victoria College, Victoria.



FULL-TIME UNDERGRADUATE (1) ENROLMENT AT CANADIAN UNIVERSITIES AND COLLEGES,
BY GRADUATING YEAR, AS REPORTED AT NOVEMBER 1, 1959

Prepared in the Higher Education Section, Education Division, Dominion Bureau
of Statistics, for distribution by the Executive and Professional Division,
National Employment Service, Unemployment Insurance Commission.

PART II: STUDENTS TO GRADUATE IN 1960 and 1961 BY FACULTY AND INSTITUTION


Faculty and institution	Class due to graduate in		Faculty and institution	Class due to graduate in	
	1960	1961		1960	1961
Arts: (2, 3)			Arts (concluded): (2, 3)		
Memorial U. (estimate) (7)	47	33	U. of Western Ontario (3)	191	157
Honours courses (estimate) (7)	10	10	Honours courses	63	77
St. Dunstan's U.	22	21	Christ the King Coll. (Ont.)	24	30
Acadia U.	60	70	Honours courses	7	-
Honours courses	4	1	Huron Coll.	56	50
Coll. Sainte-Anne	21	21	Honours courses	7	1
Dalhousie U.	37	58	St. Peter's Coll. of Arts (Ont.) (3)	2	6
Honours courses	12	10	Honours courses	-	-
U. of King's Coll.	9	22	Ursuline Coll. of Arts	18	22
Honours courses	-	3	Honours courses	3	1
Mt. St. Vincent Coll.	9	12	Waterloo Univ. Coll.	85	65
St. Francis Xavier U.	86	82	Honours courses	12	22
St. Mary's U.	23	16	U. of Manitoba	138	172
Honours courses	-	1	Honours courses	14	15
Mount Allison U. (4)	72	75	Brandon Coll.	13	32
Honours courses	6	7	Coll. de Saint-Boniface	18	25
St. Thomas Coll. (N.B.)	13	12	St. John's Coll.	26	31
U. du Sacré-Coeur (N.B.)	31	26	Honours courses	1	5
U. Saint-Joseph	30	44	St. Paul's Coll.	22	48
U. Saint-Louis	30	44	United Coll. (7)	81	127
U. of New Brunswick	58	54	Honours courses	-	-
Honours courses	14	9	Coll. Cath. de Gravelbourg	8	11
Bishop's U.	24	35	Coll. Notre-Dame (Sask.)	3	-
Honours courses	9	17	Notre Dame Coll. (Sask.)	10	8
McGill U.	146	210	Scolasticat du Sacré-Coeur (Sask.)	10	10
Honours courses	45	60	St. Thomas Coll. (Sask.)	2	9
Sir Geo. Williams Coll.	95	120	U. of Saskatchewan (7)	285	431
Coll. Marie-de-France	39	29	Honours courses	16	19
U. de Montréal (3, 5)	1,091	1,372	St. Thomas More Coll.	60	49
Honours (including lettres)	164	128	Honours courses	-	1
U. de Sherbrooke (5)	79	100	Coll. St-Jean (Alta.)	12	9
U. Laval (3, 5)	730	958	U. of Alberta	149	209
Honours (including lettres)	47	79	Honours courses	13	17
Assumption U. of Windsor (6)	123	107	Sem. of Christ the King (B.C.)	-	1
Honours courses	5	11	Honours courses	2	-
Carleton U.	58	89	U. of British Columbia	323	392
Honours courses	8	3	Honours courses	64	64
McMaster U.	148	97	Victoria Coll. (B.C.)	1	29
Honours courses	33	40	Total (3)	6,485	7,707
Queen's U. (7)	170	219	General and pass	5,620	6,710
Honours courses	37	56	Honours (2)	865	997
Royal Military Coll.	22	21	Pure Science: (2)		
Honours courses	8	16	St. Dunstan's U.	25	9
U. d'Ottawa (3)	76	79	Acadia U.	74	53
Honours courses	36	37	Honours courses	3	1
Coll. Bruyère	5	22	Dalhousie U.	30	55
Coll. Class. de Cornwall	10	8	Honours courses	6	10
Petit Sém. d'Ottawa	14	10	U. of King's Coll.	3	5
St. Jerome's Coll.	5	22	Honours courses	1	2
St. Patrick's Coll. (3)	13	22	Mount St. Vincent Coll.	5	4
U. de Sudbury	37	28	St. Francis Xavier U.	30	40
U. of Toronto (7, 9)	281	262	Honours courses	5	14
Honours courses (9)	83	130	St. Mary's U.	10	12
St. Michael's Coll. (7)	110	110	Mount Allison U.	47	54
Honours courses	33	29	Honours courses	14	14
Trinity Coll. (7)	71	60	U. Saint-Joseph	7	3
Honours courses	40	26	U. of New Brunswick	35	36
Victoria Coll. (Ont.) (7)	188	217	Honours courses	4	-
Honours courses (7)	69	102			

See footnotes at end of table.




Faculty and institution	Class due to graduate in		Faculty and institution	Class due to graduate in	
	1960	1961		1960	1961
Pure Science (concluded): (2)			Child Study:		
Bishop's U.	7	12	U. of Toronto	9	-
Honours courses	8	12			
McGill U.	140	174	Chiropractic:		
Honours courses	54	79	Canadian Memorial		
Sir Geo. Williams Coll.	36	59	Chiropractic Coll.	53	30
U. de Montréal	55	60			
Honours courses	103	60	Commerce and Business		
U. Laval (Honours)	15	17	Administration: (figures are for		
Assumption U. of Windsor (10)	28	41	pass or general courses unless		
Honours courses (10)	4	10	otherwise stated)		
Carleton U.	29	53	Memorial U. (estimate)	1	3
Honours courses	6	3	St. Dunstan's U.	2	6
McMaster U.	27	16	Acadia U.	11	5
Honours courses	44	62	Dalhousie U.	18	35
Queen's U. (Honours)	25	59	St. Francis Xavier U.	30	34
Royal Military Coll.	21	21	St. Mary's U.	16	13
Honours courses	3	1	Honours courses	-	1
U. d'Ottawa	-	1	Mount Allison U.	26	26
Honours courses	8	24	Honours courses	1	1
St. Patrick's Coll.	6	11	U. of New Brunswick	13	23
U. of Toronto (9)	-	3	U. Saint-Joseph	6	20
Honours courses (9)	21	43	McGill U.	71	63
St. Michael's Coll.	69	49	Honours courses	5	4
Honours courses	9	25	Sir George Williams Coll.	45	69
Trinity Coll.	-	7	U. de Montréal	31	48
Honours courses	12	9	Honours courses	29	40
Victoria Coll. (Ont.)	-	31	U. Laval (Honours)	158	165
Honours courses	17	33	U. de Sherbrooke (Honours)	17	21
U. of Waterloo	-	4	Assumption U. of Windsor (10)	29	47
U. of Western Ontario	55	27	Honours courses (10)	4	3
Honours courses	41	48	Carleton U.	16	20
U. of Manitoba	143	250	McMaster U.	16	13
Honours courses	24	17	Honours courses	4	7
Brandon Coll.	23	27	Queen's U. (Honours)	26	13
St. John's Coll.	-	-	Royal Military Coll.	7	6
St. Paul's Coll.	-	8	Honours courses	1	4
U. of Saskatchewan (Honours)	33	39	U. d'Ottawa	46	75
St. Thomas More Coll.	48	26	St. Patrick's Coll.	18	13
Honours courses	1	1	U. of Toronto (Honours) (9)	21	22
U. of Alberta	131	277	St. Michael's Coll. (Honours)	4	7
Honours courses	24	46	Trinity Coll. (Honours)	3	16
U. of British Columbia	142	201	Victoria Coll. (Ont.) (Hon.)	19	27
Honours courses	67	83	U. of Western Ontario (Hon.)	63	63
Victoria Coll. (B.C.)	-	15	U. of Manitoba	12	31
Total	1,778	2,356	Honours courses	10	5
General and pass	1,226	1,644	U. of Saskatchewan	58	20
Honours courses (2)	552	712	Honours courses	1	-
Total Arts and Pure Science	8,263	10,063	U. of Alberta	38	65
General and pass	6,846	8,354	U. of British Columbia	137	124
Honours courses (2)	1,417	1,709	Total	1,013	1,158
			General and pass	647	759
Agriculture:			Honours courses	366	399
McGill U.	67	63			
U. de Montréal	19	16	Dentistry: (figures are for Doctor		
U. Laval	10	16	of Dental Science course unless		
Ont. Agricultural Coll.	93	129	otherwise stated)		
U. of Manitoba	17	37	Dalhousie U.	17	13
U. of Saskatchewan	32	50	McGill U.	38	35
U. of Alberta	15	19	U. de Montréal	44	35
U. of British Columbia	33	35	U. of Toronto	94	62
Total	286	365	Dental Hygiene	6	8
			U. of Alberta	29	25
Architecture:			Total	228	178
Ecole des Beaux-Arts	17	13			
McGill U.	16	17	D.D.S.	222	170
U. of Toronto	18	25	Dental Hygiene	8	8
U. of Manitoba	36	22			
U. of British Columbia	15	18			
Total	102	95			

See footnotes at end of table.




Faculty and institution	Class due to graduate in		Faculty and institution	Class due to graduate in	
	1960	1961		1960	1961
<u>Education:</u> (figures are for Bachelor of Education course unless otherwise stated. As the B. Ed. and diploma courses are, at some institutions, one-year courses, the 1961 figures do not indicate all that will graduate in that year)			<u>Fine and Applied Arts:</u>		
Memorial U.	57	61	Mount Allison U.	19	21
Diploma	-	-	Ecole des Beaux-Arts	19	41
Prince of Wales Coll. (Diploma)	78	-	Ontario Coll. of Art	67	91
Acadia U.	20	24	U. of Toronto	8	10
Diploma courses	15	10	U. of Manitoba	12	7
Dalhousie U.	39	-	Total	125	170
Diploma courses	11	-			
Mount St. Vincent Coll.	11	-	<u>Fisheries:</u>		
Diploma courses	2	-	U. Laval	1	3
St. Francis Xavier U.	40	-			
Diploma courses	22	-	<u>Forestry:</u> (13)		
St. Mary's U.	21	25	U. of New Brunswick	29	20
Mount Allison U.	25	27	U. Laval (14)	42	43
Diploma courses	4	5	U. of Toronto	14	21
U. of New Brunswick	14	-	U. of British Columbia (15)	54	61
U. Saint Joseph	4	-	Total (13)	139	145
Bishop's U. (Diploma)	11	12			
McGill U.	15	20	<u>Household Science:</u>		
Diploma courses	190	301	Acadia U.	14	5
U. de Montréal (bachelor: estimate)	420	460	Mount St. Vincent Coll.	7	11
U. de Sherbrooke	83	106	St. Francis Xavier U. (estimate)	12	12
U. Laval	46	77	Mount Allison U.	10	18
U. d'Ottawa	20	22	McGill U.	19	21
U. of Toronto	135	-	U. de Montréal	159	173
Diploma courses	536	-	U. Laval	19	25
U. of Manitoba	32	-	U. de Sherbrooke	9	10
Diploma courses	97	-	U. d'Ottawa	5	9
Brandon Coll.	13	-	U. of Toronto	10	24
Diploma courses	-	-	Ont. Agricultural Coll.	39	36
U. of Saskatchewan	97	112	St. Michael's Coll.	-	-
Diploma courses	49	-	Trinity Coll.	1	-
U. of Alberta	64	108	U. of Western Ontario	8	1
Diploma courses	466	-	Ursuline Coll. of Arts	3	3
U. of British Columbia	115	205	U. of Manitoba	54	35
Victoria Coll. (B.C.)	1	2	U. of Saskatchewan	14	10
Diploma courses	250	152	U. of Alberta	12	25
Total	3,003	1,729	U. of British Columbia	39	42
			Total	434	460
Bachelor of Education	1,272	1,249			
Diploma courses	1,731	480	<u>Hygiene and Public Health:</u>		
			U. de Montréal	101	-
<u>Engineering and Applied Science:</u> (11)			U. of Toronto	14	24
Dalhousie U.	3	-	Total (estimate)	115	24
Nova Scotia Tech. Coll.	128	189			
U. of New Brunswick	103	126	<u>Interior Design:</u>		
McGill U.	230	293	U. of Manitoba	9	20
U. Laval	138	172			
U. de Montréal	168	231	<u>Journalism:</u>		
U. de Sherbrooke	26	32	Mount St. Vincent Coll.	-	2
Assumption U. of Windsor	-	26	U. of King's Coll.	1	2
Carleton U.	-	17	Carleton U.	15	8
McMaster U.	-	31	U. of Western Ontario	4	5
Queen's U.	207	221	Huron Coll.	-	-
Royal Military Coll. (8)	-	95	Total	20	17
U. d'Ottawa	12	15			
U. of Toronto	494	438	<u>Law:</u>		
Ont. Agricultural Coll. (12)	-	15	Dalhousie U.	33	32
U. of Western Ontario	21	29	U. of New Brunswick	9	7
U. of Manitoba	131	166			
U. of Saskatchewan	214	252			
U. of Alberta	214	284			
U. of British Columbia	203	229			
Total	2,292	2,861			

See footnotes at end of table.




Faculty and institution	Class due to graduate in		Faculty and institution	Class due to graduate in	
	1960	1961		1960	1961
Law: (concluded)			Music: (concluded)		
McGill U.	59	47	U. de Montréal	47	46
U. de Montréal	76	105	U. Laval	14	14
U. de Sherbrooke (estimate)	10	12	U. of Toronto	21	29
U. Laval	26	45	U. of Western Ontario	9	8
Osgoode Hall Law School (16)	442	205	Ursuline Coll. of Arts	1	-
U. d'Ottawa	41	56	U. of Alberta	-	5
Queen's U.	18	18	U. of British Columbia	-	6
U. of Toronto	54	47	Total	110	127
Manitoba Law School	37	26			
U. of Saskatchewan	23	30			
U. of Alberta	29	32			
U. of British Columbia	67	84			
Total (16)	924	746			
			Nursing: (figures are for B. Sc. in Nursing unless otherwise stated)		
Library Science: (figures are for Bachelor's degree courses unless otherwise specified)			Dalhousie U.	1	4
McGill U.	35	-	Diploma courses	43	-
Master's degree	4	4	Mount Saint Vincent Coll.	-	6
U. Laval	23	-	St. Francis Xavier U.	3	-
U. de Montréal	5	2	St. Thomas Coll. (N.B.)	2	-
U. d'Ottawa	12	12	McGill U. (18)	26	5
Master's degree	-	2	Diploma courses	66	-
U. of Toronto	55	-	U. de Montréal (19) (estimate)	20	20
Master's degree	1	-	U. Laval (19)	-	6
Total	135	20	U. de Sherbrooke (estimate)	2	2
Bachelor's degree	130	14	Assumption U. of Windsor (10)	1	1
Master's degree	5	6	Diploma courses (10)	6	-
			McMaster U.	8	17
Medical Technology:			Queen's U.	22	-
Mt. St. Vincent Coll. (17)	3	-	Diploma courses	8	-
U. Laval	33	40	U. d'Ottawa	4	4
Total	36	40	Diploma courses	92	88
			U. of Toronto	35	37
Medicine: (figures are for M.D. degree unless otherwise stated)			Diploma courses	144	-
Dalhousie U.	50	49	U. of Western Ontario	27	-
McGill U.	96	107	Diploma courses	146	-
U. de Montréal	99	109	U. of Manitoba (Diploma)	9	-
U. Laval	141	108	U. of Saskatchewan	30	24
Queen's U.	53	49	Diploma courses	45	48
U. d'Ottawa	53	54	U. of Alberta	25	23
U. of Toronto	139	148	Diploma courses	86	103
B. Sc. (Medicine)	-	-	U. of British Columbia	50	50
U. of Western Ontario	54	57	Diploma courses	55	60
U. of Manitoba	54	55	Total (19)	956	498
B. Sc. (Medicine)	-	-	B. Sc. in Nursing (18)	256	199
U. of Saskatchewan	29	27	Diploma courses (19)	700	299
B. Sc. (Medicine)	1	-			
U. of Alberta	55	51	Optometry:		
B. Sc. (Medicine)	1	-	U. de Montréal	16	22
U. of British Columbia	55	46	Coll. of Optometry of Ont.	5	6
Total	880	860	Total	21	28
M.D. course	878	860			
B. Sc. (Medicine)	2	-	Pharmacy:		
			Dalhousie U.	4	8
Music:			U. de Montréal	51	53
Acadia U.	-	-	U. Laval	17	14
Dalhousie U.	-	2	U. of Toronto	61	83
Mount St. Vincent Coll.	-	1	U. of Manitoba	16	24
Mount Allison U.	9	10	U. of Saskatchewan	37	32
McGill U.	9	6	U. of Alberta	49	59
			U. of British Columbia	33	46
			Total	268	319

See footnotes at end of table.




	Class due to graduate in			Class due to graduate in	
	1960	1961		1960	1961
<u>Philosophy:</u>			<u>Social Work:</u> (figures for Bachelor's or Master's degree as noted)		
U. de Montréal (Philosophie - Psychologie)	120	71	Maritime School of Social Work (Master)	9	18
U. Laval	10	29	McGill U. (Master)	37	54
U. d'Ottawa	103	105	U. de Montréal (Master) (est.)	15	20
U. of Western Ontario	2	1	U. Laval (Bachelor) (estimate)	15	20
St. Peter's Coll. of Arts (Ont.)	20	30	Master (estimate)	21	-
Total	255	236	St. Patrick's College (Master)	21	23
			U. of Toronto (Bachelor)	62	-
			Master	26	-
<u>Physical and Health Education:</u>			U. of Manitoba (Bachelor)	43	-
U. of New Brunswick	5	26	Master	25	-
McGill U. (degree and diploma)	20	25	U. of British Columbia (Bachelor)	55	-
U. de Montréal	17	-	Master	28	-
McMaster U. (one year course)	16	-	Total	357	135
Queen's U.	17	32	Bachelor	175	20
U. d'Ottawa	13	13	Master	182	115
U. of Toronto	37	60			
U. of Western Ontario	11	14	<u>Theology:</u>		
U. of Saskatchewan	4	11	Acadia U.	3	5
U. of Alberta	22	24	Holy Heart Seminary	8	10
U. of British Columbia	20	20	Pine Hill Divinity Hall	22	32
Total	182	225	U. of King's Coll.	3	4
			Bishop's U.	6	5
			McGill U.	16	12
			U. de Montréal	118	113
			U. Laval	67	65
			Queen's Theological Coll.	11	17
			Huron Coll.	9	9
			Knox Coll.	17	12
			McMaster U.	15	18
			St. Michael's Coll.	33	25
			Trinity Coll.	10	12
			U. d'Ottawa	83	75
			Regis Coll.	11	14
			Victoria U. (Ont.)	26	29
			Waterloo Univ. Coll.	4	9
			Wycliffe College	9	17
			Grand Sémin. de Saint-Boniface	16	17
			St. John's Coll.	5	4
			United Coll.	12	6
			Emmanuel Coll. (Sask.)	6	13
			Luther Theological Sem.	7	7
			St. Andrew's Coll.	7	5
			St. Chad's Coll.	1	1
			St. Thomas Coll. (Sask.)	-	3
			U. of Alberta	11	-
			St. Stephen's Coll.	8	8
			Anglican Theological Coll.	3	11
			Sem. of Christ the King (B.C.)	-	-
			Union Coll. of B.C.	6	13
			Total (20)	553	571
			Protestant institutions	217	249
			Roman Catholic institutions (20)	336	322
			<u>Veterinary Science:</u>		
			U. de Montréal	28	17
			Ontario Veterinary Coll.	41	50
			Total	69	67
<u>Social Science:</u> (where not included in Arts or Social Service)					
U. Laval (Bachelor)	50	25			
Master	21	-			
U. de Montréal (Bachelor)	16	27			
St. Patrick's College	2	3			
Total (Bachelor and Master)	89	55			

1. In certain faculties graduate enrolment, as well as undergraduate, is included. Unless this is specified, all figures refer to undergraduate only (i.e. those studying for first degrees or equivalent diplomas in a particular field).
2. See Part III for 1958 and 1959 honours graduates in certain specialized fields of Pure Science and Social Science. Note that several institutions include Pure Science enrolment in Arts.



Footnotes - (concluded)

3. See also enrolment in Philosophy and/or Social Science for other Arts graduates.
4. 16 (60) and 17 (61) reported separately in Secretarial Science.
5. Includes enrolment in affiliated classical colleges.
6. Includes Holy Redeemer College.
7. Includes some Pure Science.
8. The Canadian Services Colleges at St-Jean (Qué) and Royal Roads (B.C.) give the equivalent of the first two years of the Royal Military College (Ont.) curriculum. Students who then receive the R.M.C. diploma in Engineering after two additional years may obtain a Bachelor's degree at another institution after a further year of study.
9. Includes University College enrolment only.
10. Includes Essex College.
11. See Parts IV and V for graduates in specialized fields of Engineering and for distribution of total Engineering enrolment by graduating year.
12. Also included in 1957 in Agriculture.
13. See also Forest Engineering enrolment reported in Part IV.
14. Also included in Forest Engineering in Part IV.
15. Includes 20 (60) and 25 (61) from the U. of Sopron (Hungary) at the U. of British Columbia.
16. Due to a change in the law course at Osgoode Hall, two classes will graduate in 1960. Included are 245 from the old four-year course and 197 from the new LL.B. course.
17. Radiologic (X-Ray) Technology at Mt. St. Vincent College.
18. McGill Nursing: Includes 21 (60) in Bachelor of Nursing course.
19. Excluding 411 (60) and 515 (61) at Laval and 598 (60) and 752 (61) at Montréal in hospital schools of nursing.
20. Several other Roman Catholic seminaries prepare students for ordination, but do not grant degrees.



FULL-TIME UNDERGRADUATE ENROLMENT AT CANADIAN UNIVERSITIES AND COLLEGES, BY GRADUATING YEAR, AS REPORTED AT NOVEMBER 1, 1959

Prepared in the Higher Education Section, Education Division, Dominion Bureau of Statistics, for distribution by the Executive and Professional Division, National Employment Service, Unemployment Insurance Commission.


PART 111: HONOURS ARTS AND PURE SCIENCE STUDENTS TO GRADUATE IN 1960 AND 1961 WITH HONOURS BACHELOR'S DEGREES IN CERTAIN FIELDS OF PURE SCIENCE AND SOCIAL SCIENCE

NOTE: As some institutions, both English and French, did not report any or all honours graduates for 1961 due in part to some honours enrolment being only in the final year, it should be borne in mind that the class of 1961, when it does graduate, should be somewhat higher in several of the fields enumerated below.

It should also be noted that the headings used are not necessarily mutually exclusive as several honours courses combine two fields. Some of these are noted under the heading "Other".


Institution	Bacteriology		Biochemistry		Biology		Botany		Chemistry		Chemistry & Physics		Economics (1)	
	60	61	60	61	60	61	60	61	60	61	60	61	60	61
Memorial U. (estimate)	-	-	-	-	2	2	-	-	1	2	-	-	-	-
Acadia U. (2)	-	-	-	-	1	-	-	-	1	1	-	-	-	-
Dalhousie U.	-	-	-	-	1	-	-	-	3	3	-	-	-	-
U. of King's Coll.	-	-	-	-	-	1	-	-	1	-	-	-	-	1
St. Francis Xavier U.	-	-	-	-	-	-	-	-	3	6	-	-	-	-
St. Mary's U.	-	-	-	-	-	-	-	-	-	-	-	-	-	-
Mount Allison U.	-	-	-	-	3	4	-	-	4	4	-	-	-	-
U. of New Brunswick (2)	-	-	-	-	1	-	-	-	2	-	-	-	-	-
Bishop's U.	-	-	-	-	(3)	-	-	-	(3)	-	1	5	1	-
U. Laval	-	-	-	-	-	-	-	-	8	13	-	-	7	9
McGill U.	-	1	11	14	-	1	-	1	6	21	-	-	14	15
U. de Montréal	-	-	4	4	17	19	-	-	35	8	-	-	12	-
Assumption U. of Windsor	-	-	-	-	1	1	-	-	1	2	-	1	2	1
Carleton U.	-	-	-	-	-	1	-	-	1	1	-	-	1	-
McMaster U.	-	-	2	5	2	4	-	-	6	12	2	2	2	2
Queen's U.	-	-	-	3	3	8	(4)	-	-	13	6	5	1	3
Royal Military Coll. (5)	-	-	-	-	-	-	-	-	1	-	-	-	-	-
U. d'Ottawa	-	-	-	-	2	6	-	-	1	5	-	-	(7)	-
U. of Toronto (6)	-	-	-	-	3	4	-	-	5	3	-	5	(7)	-
St. Michael's Coll.	-	-	-	-	-	-	-	-	-	-	2	3	(7)	-
Trinity Coll.	-	-	-	-	1	2	-	-	-	1	1	-	-	-
Victoria Coll.	-	-	-	-	1	1	-	-	2	3	-	3	(7)	-
U. of Western Ontario (6)	-	-	-	-	3	4	(4)	-	7	19	6	2	22	11
Huron Coll.	-	-	-	-	-	-	-	-	-	-	-	-	2	-
Waterloo Univ. Coll.	-	-	-	-	-	-	-	-	-	-	-	-	4	5
U. of Manitoba	-	2	-	-	-	-	-	1	4	6	-	-	-	1
U. of Saskatchewan	-	-	1	-	5	6	-	-	4	5	-	-	2	4
St. Thomas More Coll.	-	-	-	-	-	-	-	-	-	-	-	-	-	-
U. of Alberta	-	-	1	-	-	-	-	2	4	10	-	-	-	1
U. of British Columbia	1	3	2	4	5	1	1	2	14	16	2	-	6	5
Total	1	6	21	30	51	65	1	6	114	154	20	26	76	58
	Geography		Geology		Mathematics		Maths & Physics		Physics		Physics & Geology		Political Science (8)	
	60	61	60	61	60	61	60	61	60	61	60	61	60	61
Memorial U. (estimate)	-	-	-	-	-	-	-	-	1	2	-	-	-	-
Acadia U. (2)	-	-	-	-	-	-	-	-	-	-	-	-	-	-
Dalhousie U.	-	-	-	-	2	1	-	-	-	4	-	-	-	-
U. of King's Coll.	-	-	-	-	-	-	-	-	-	1	-	-	-	-
St. Francis Xavier U.	-	-	-	2	-	-	-	-	2	6	-	-	-	-
St. Mary's U.	-	-	-	-	-	-	-	-	-	-	-	-	-	1
Mount Allison U.	-	-	1	1	1	1	-	-	5	4	-	-	-	-
U. of New Brunswick (2)	-	-	1	-	-	-	-	-	-	-	-	-	-	-
Bishop's U.	-	-	-	-	-	-	3	1	-	-	-	-	-	-
U. Laval	9	13	-	-	2	1	-	-	5	-	-	-	7	5
McGill U.	4	2	6	3	5	5	11	25	(10)	-	1	-	(9)	-
U. de Montréal	18	7	2	5	15	7	-	2	20	13	-	-	-	-
Assumption U. of Windsor	-	-	-	-	3	3	-	-	-	1	-	-	(9)	-
Carleton U.	-	-	2	1	-	1	-	-	-	2	-	-	1	-
McMaster U.	4	6	5	7	4	13	4	3	9	7	-	-	(9)	-
Queen's U.	-	-	12	9	1	5	1	11	3	7	-	-	4	5
Royal Military Coll. (5)	-	-	-	-	1	1	-	-	1	-	-	-	2	2
U. d'Ottawa	-	-	-	-	1	2	-	2	4	9	-	-	33	27
U. of Toronto (6)	3	-	-	5	(10)	-	14	27	(10)	-	4	25	29	-
St. Michael's Coll.	1	2	1	1	(10)	-	2	8	(10)	-	2	-	-	2
Trinity Coll.	-	-	1	1	(10)	-	5	3	(10)	-	-	-	-	-
Victoria Coll.	2	5	2	3	(10)	-	8	13	(10)	-	-	-	14	12
U. of Western Ontario (6)	2	4	9	12	8	12	-	1	15	9	1	2	(9)	-
Huron Coll.	-	-	-	-	-	-	-	-	-	-	-	-	(9)	-
Waterloo Univ. Coll.	-	2	-	-	-	2	-	-	-	-	-	-	(9)	-
U. of Manitoba	-	-	5	4	5	-	7	6	3	-	-	-	-	3
U. of Saskatchewan	-	-	-	2	3	3	-	-	2	3	-	-	1	1
St. Thomas More Coll.	-	-	1	-	-	1	-	-	-	-	-	-	-	-
U. of Alberta	-	1	6	13	3	8	-	-	6	8	1	1	-	-
U. of British Columbia	2	1	16	8	3	8	12	22	10	8	-	2	7	2
Total	45	43	70	77	57	74	67	124	86	84	4	12	94	89

- See footnotes on reverse.



Institution	Psychology		Sociology		Zoology		General Science		Other (11)	
	60	61	60	61	60	61	60	61	60	61
Memorial U. (estimate)	-	-	-	-	-	-	-	-	-	-
Acadia U. (2)	2	-	1	-	-	-	-	-	-	-
Dalhousie U.	2	1	-	-	-	2	-	-	-	-
U. of King's Coll.	-	-	-	-	-	-	-	-	-	-
St. Francis Xavier U.	-	-	-	-	-	-	-	-	-	-
St. Mary's U.	-	-	-	-	-	-	-	-	-	-
Mount Allison U.	-	-	-	-	-	-	-	-	-	-
U. of New Brunswick (2)	-	-	-	-	-	-	-	-	-	-
Bishop's U.	-	-	-	-	-	-	-	-	5	6
U. Laval	-	-	7	8	-	-	-	-	6	9
McGill U.	14	12	3	2	-	2	-	-	3	10
U. de Montréal	-	-	4	-	-	-	-	-	-	-
Assumption U. of Windsor	1	5	-	-	-	-	-	-	-	-
Carleton U.	-	-	-	-	-	-	-	-	-	-
McMaster U.	3	3	-	6	-	(4)	-	-	5	3
Queen's U.	4	8	-	-	-	(4)	-	-	-	-
Royal Military Coll. (5)	-	-	-	-	-	-	-	-	-	-
U. d'Ottawa	-	-	-	(7)	-	-	-	-	-	-
U. of Toronto (6)	12	15	5	3	-	-	-	-	5	4
St. Michael's Coll.	3	5	-	-	-	-	-	-	-	2
Trinity Coll.	4	2	-	-	-	-	-	-	-	-
Victoria Coll.	7	8	-	2	-	-	-	-	-	5
U. of Western Ontario (6)	3	2	-	(9)	-	-	-	-	-	-
Huron Coll.	-	-	-	-	-	-	-	-	-	-
Waterloo Univ. Coll.	-	2	-	-	-	-	-	-	-	-
U. of Manitoba	-	-	-	-	-	1	-	-	-	-
U. of Saskatchewan	2	2	-	-	-	-	-	-	3	4
St. Thomas More Coll.	-	-	-	-	-	-	-	-	-	-
U. of Alberta	2	3	-	1	2	2	-	-	1	1
U. of British Columbia	7	9	4	2	8	10	-	-	-	3
Total	66	77	24	24	10	17	-	-	28	47

1. See also Political Science.
2. Students not registered in Honours Science until final year.
3. See "Other" for Biology and Chemistry graduates.
4. Included in Biology.
5. Beginning in 1959 the R.M.C. grants degrees in Arts, Science and Commerce.
6. Excluding enrolment in affiliated colleges below.
7. Included in Political Science.
8. See also Economics.
9. Included in Economics.
10. Included in Maths and Physics.
11. Bishop's U. - 1 (60), 1 (61) in Biology and Chemistry; 2 (60), 1 (61) in Chemistry and Biology; 1 (60), 4 (61) in Chemistry and Mathematics; 1 (60) in English and Biology.
 U. Laval - 6 (60), 9 (61) in Relations Industrielles;
 McGill U. - 2 (60), 3 (61) in Physiology; 1 (60), 3 (61) in Genetics; 1 (61) in Mathematics and Geography; 2 (61) in Physics and Physiology; 1 (61) in Mathematics and Psychology;
 McMaster U. - 1 (61) in Geology and Chemistry; 5 (60), 2 (61) in Metallurgical Science;
 U. of Toronto - 3 (60), 1 (61) in Food Chemistry; 2 (60), 3 (61) in Physiology and Biochemistry;
 St. Michael's College - 2 (61) in Physiology and Biochemistry;
 Victoria College - 4 (61) in Physiology and Biochemistry; 1 (61) in Food Chemistry;
 U. of Saskatchewan - 2 (60), 2 (61) in Physiology; 1 (60), 2 (61) in Economics and Political Science;
 U. of Alberta - 1 (61) in Physiology and Pharmacology; 1 (60) in Experimental Psychology;
 U. of British Columbia - 3 (61) in Physiology.



FULL-TIME UNDERGRADUATE ENROLMENT AT CANADIAN UNIVERSITIES AND COLLEGES,
BY GRADUATING YEAR, AS REPORTED AT NOVEMBER 1, 1959

Prepared in the Higher Education Section, Education Division, Dominion Bureau
of Statistics, for distribution by the Executive and Professional Division,
National Employment Service, Unemployment Insurance Commission.

PART IV: ENGINEERING STUDENTS TO GRADUATE IN 1960 and 1961 WITH BACHELOR'S DEGREE

		Nova Scotia Tech. Coll. Dalhousie U.	U. of New Brunswick	Université Laval	McGill U.	U. de Montréal (1)	U. de Sherbrooke	Assumption U. of Windsor	Carleton U.	McMaster U.	Queen's U.	U. d'Ottawa	Royal Military Coll. (2)	U. of Toronto	Ontario Agric. Coll. (3)	U. of Western Ontario	U. of Manitoba	U. of Saskatchewan	U. of Alberta	U. of British Columbia	TOTAL
Aeronautical (4)	60	-	-	-	-	-	-	-	-	-	-	-	-	(5)	-	-	-	-	-	-	-
	61	-	-	-	-	-	-	-	-	-	-	-	-	(5)	-	-	-	-	-	-	-
Agricultural	60	-	-	-	-	-	-	-	-	-	-	-	-	-	-	-	-	6	-	-	6
	61	-	-	-	-	-	-	-	-	-	-	-	-	-	-	-	-	19	-	-	19
Chemical (1)	60	13	-	15	29	14	-	-	-	33	7	-	45	-	-	-	26	42	16	240	
	61	20	-	4	20	7	-	6	-	7	30	6	18	53	3	-	19	38	15	246	
Civil	60	40	52	42	63	66	13	-	-	35	-	-	105	-	-	47	66	71	38	638	
	61	75	64	56	77	96	18	7	-	36	-	27	74	-	-	61	82	79	39	791	
Electrical (1)	60	45	24	14	55	33	7	-	-	44	5	-	97	-	-	35	39	48	57	503	
	61	51	36	29	102	52	11	9	-	11	47	9	30	81	-	49	36	77	71	701	
Engineering Physics	60	-	3	5	12	8	-	-	-	15	-	-	73	-	-	3	11	9	26	165	
	61	-	-	6	10	21	-	-	-	4	28	-	3	75	-	6	21	12	25	211	
Engineering and Business	60	-	-	-	-	-	-	-	-	-	-	-	36	-	-	-	-	-	-	36	
	61	-	-	-	-	-	-	-	-	-	-	-	31	-	-	-	-	-	-	31	
Forest (6)	60	-	-	42	-	-	-	-	-	-	-	-	-	-	-	-	-	-	-	1	43
	61	-	-	43	-	-	-	-	-	-	-	-	-	-	-	-	-	-	-	(7)	43
Geological (1)	60	-	-	1	-	-	-	-	-	12	-	-	25	-	-	3	10	-	7	58	
	61	-	-	3	-	6	-	-	-	12	-	-	12	-	-	3	17	-	11	64	
Mechanical (1)	60	23	27	15	56	33	6	-	-	47	-	-	81	-	-	43	45	22	38	436	
	61	34	26	17	64	34	3	4	-	9	32	17	82	12	-	47	56	45	56	538	
Metallurgical (1)	60	3	-	4	7	7	-	-	-	11	-	-	12	-	-	-	-	1	12	57	
	61	6	-	9	9	7	-	-	-	9	-	-	16	-	-	-	-	8	9	73	
Mining (1)	60	4	-	-	3	7	-	-	-	7	-	-	20	-	-	-	-	4	8	53	
	61	3	-	5	7	8	-	-	-	10	-	-	14	-	-	-	-	7	3	57	
Petroleum	60	-	-	-	-	-	-	-	-	-	-	-	-	-	-	-	11	17	-	28	
	61	-	-	-	-	-	-	-	-	-	-	-	-	-	-	-	1	18	-	19	
General and Other (8)	60	-	-	-	5	-	-	-	-	3	-	-	-	-	21	-	-	-	-	29	
	61	-	-	-	4	-	-	-	17	17	-	-	-	-	29	-	1	-	-	68	
TOTAL	1960	128	3103	138	230	168	26	-	-	207	12	-	494	-	21	131	214	214	203	2,292	
	1961	189	126	172	293	231	32	26	17	31	221	15	95	438	15	29	166	252	284	229	2,861

1. Prior to the 1958-59 academic year, Chemical and Metallurgical Engineering, Mechanical and Electrical Engineering, and Mining and Geological Engineering were combined at the Université de Montréal. They are now reported separately.
2. These students, who will receive a R.M.C. diploma in 1960, can obtain a Bachelor's degree in one more year at another institution. Degrees will be offered in 1962 by the R.M.C.
3. The Agricultural Engineering option, taken in the last two years of the B. Sc. in Agriculture course, gives entry into the final (fourth) year of the Civil or Mechanical courses at the University of Toronto.
4. The Provincial Institute of Technology and Art, Calgary, Alberta, gives a three-year course in Aeronautical Engineering - 13 (60), 20 (61), and the Ryerson Institute of Technology, Toronto, Ontario, gives a three-year course in Aeronautical Technology - 15 (60). The 1961 number of probable Ryerson graduates is not yet known.
5. Graduates in 1959 and subsequent years at the University of Toronto will receive the Bachelor of Applied Science degree in Engineering Physics, and will then take a Master of Applied Science degree in Aeronautical Engineering and Aerophysics.
6. See also Forestry enrolment in Part II.
7. Not known.
8. McGill - Applied Mechanical Engineering: 4 (60) and 2 (61), Mechanical Sciences: 1 (60) and 2 (61); Carleton - General: 17 (61); Queen's - Chemistry: 3 (60) and 17 (61); Western Ontario - General Engineering: 21 (60) and 29 (61); Saskatchewan - Geophysics: 1 (61).



FULL-TIME UNDERGRADUATE ENROLMENT AT CANADIAN UNIVERSITIES AND COLLEGES,
BY GRADUATING YEAR, AS REPORTED AT NOVEMBER 1, 1959.

Prepared in the Higher Education Section, Education Division, Dominion Bureau
of Statistics, for distribution by the Executive and Professional Division,
National Employment Service, Unemployment Insurance Commission

PART V: TOTAL ENGINEERING ENROLMENT BY INSTITUTION


Institution	Class due to graduate in						Total
	1960	1961	1962	1963	1964	1965	
Engineering and Applied Science:							
Memorial U. of Newfoundland (estimate)	-	-	39	50	50	-	139
Prince of Wales Coll.	-	-	-	-	27	-	27
St. Dunstan's U.	-	-	13	17	19	-	49
Acadia U.	-	-	41	32	51	-	124
Dalhousie U.	3	-	25	64	71	-	163
Nova Scotia Technical Coll.	128	189	-	-	-	-	317
Saint Francis Xavier U.	-	-	71	97	79	-	247
Saint Mary's U.	-	-	26	34	46	-	106
Mount Allison U.	-	-	53	58	64	15	190
St. Thomas Coll. (N.B.)	-	-	-	-	10	-	10
U. of New Brunswick	103	126	123	126	140	-	618
U. Saint-Joseph	-	-	11	18	41	-	70
McGill U.	230	293	253	255	270	-	1,301
Sir George Williams Coll.	-	-	21	42	-	-	63
U. de Montréal	168	231	273	327	268	-	1,267
U. de Sherbrooke	26	32	46	52	50	82	288
U. Laval (1)	138	172	234	325	369	-	1,238
Assumption U. of Windsor	-	26	42	55	-	-	123
Carleton U.	-	17	30	34	-	-	81
Lakehead Coll.	-	-	-	30	-	-	30
McMaster U.	-	31	43	64	-	-	138
Queen's U.	207	221	265	238	-	-	931
Royal Military Coll. (2)	-	95	98	38	52	-	283
U. d'Ottawa	12	15	33	64	66	-	190
U. de Sudbury	-	-	-	15	-	-	15
U. of Toronto	494	438	462	501	-	-	1,895
Ontario Agricultural Coll. (3)	-	15	27	-	-	-	42
U. of Western Ontario	21	29	40	95	-	-	185
U. of Waterloo (4)	-	-	93	181	159	228	661
U. of Manitoba	131	166	181	219	-	-	697
U. of Saskatchewan	214	252	277	379	-	-	1,122
U. of Alberta	214	284	343	260	-	-	1,101
Mount Royal Coll.	-	-	23	21	-	-	44
Can. Services Coll. (B.C.) (2)	-	-	-	54	95	-	149
U. of British Columbia	203	229	242	353	-	-	1,027
Victoria Coll. (B.C.)	-	-	-	-	78	-	78
	2,292	2,861	3,428	4,098	2,005	325	15,009

(1) Some science enrolment is included in the classes due to graduate in 1962, 1963, and 1964.

(2) The Canadian Services Colleges at St-Jean (Qué.) and Royal Roads (B.C.) give the equivalent of the first two years of the Royal Military College (Ont.) curriculum. Students who then receive the R.M.C. diploma, after two additional years at R.M.C., may obtain a Bachelor's degree at another institution after a further year of study.

(3) Agricultural Engineering option, taken in last two years of B. Sc. in Agriculture course, gives entry into final year of the Civil or Mechanical courses at Toronto. These O.A.C. students are also included in the 1959 and 1960 graduating years in Agriculture reported in Part II.

(4) Co-operative Applied Science course commenced operation in July 1957.



FULL-TIME UNDERGRADUATE⁽¹⁾ ENROLMENT AT CANADIAN UNIVERSITIES AND COLLEGES, BY
GRADUATING YEAR, AS REPORTED AT NOVEMBER 1, 1959

Prepared in the Higher Education Section, Education Division, Dominion Bureau
of Statistics, for distribution by the Executive and Professional Division,
National Employment Service, Unemployment Insurance Commission.

PART I: INTRODUCTION

This report should not be considered as giving actual graduation figures for 1960 and 1961. It is a preliminary statement, for distribution early in the academic year, to indicate the probable supply of graduates that may be leaving the universities and colleges in the specific years mentioned.

Throughout, the figures are actual or tentative registration figures for the number of full-time students enrolled in the various institutions at November 1, 1959, and do not take into account possible failures or withdrawals nor estimates of the number expected to graduate in 1960 and 1961. For this reason they should be regarded as approximate. This caution also applies to the interpretation of the various totals for faculties or subjects. Due attention should be paid to the various footnotes and to the fact that in some cases, when no report was received by the close-off date, estimates were used.

Figures for the parent institutions include enrolment in them only, unless otherwise specified. If not so specified, figures for affiliates are given separately.

The following is a list of the names and addresses of the institutions included in Parts II to V. In these sections the names have been abbreviated but if any two names are similar, the name of the province in which the institution is located is indicated. Affiliated institutions are indented under the name of the parent institution when they are located in the same province. The names of the institutions appear in the language used as the medium of instruction.

Newfoundland:

Memorial University of Newfoundland, St. John's.

Prince Edward Island:

Prince of Wales College, Charlottetown.
St. Dunstan's University, Charlottetown.

Nova Scotia:

Acadia University, Wolfville.
Collège Sainte-Anne, Church Point. (Bilingual).
Dalhousie University, Halifax.
Pine Hill Divinity Hall, Halifax.
University of King's College, Halifax.
Holy Heart Seminary, Halifax.
Maritime School of Social Work, Halifax.
Mount Saint Vincent College, Halifax.
Nova Scotia Technical College, Halifax.
St. Francis Xavier University, Antigonish.
St. Mary's University, Halifax.


New Brunswick:

Mount Allison University, Sackville.
St. Thomas College, Chatham.
Université du Sacré-Coeur, Bathurst.
University of New Brunswick, Fredericton.
University Saint-Louis, Edmundston.
Université Saint-Joseph, Université Saint-Joseph. (Bilingual).

Quebec:

Bishop's University, Lennoxville.
Ecole des Beaux-Arts, 125, rue Sherbrooke ouest, Montréal.
Collège Marie-de-France, 4635, Chemin Reine-Marie, Montréal.
McGill University, Montreal (includes Macdonald College).
Sir George Williams College, Montreal.
Université de Montréal, Montréal (includes all affiliated colleges).
Université de Sherbrooke, Sherbrooke (includes all affiliated colleges).
Université Laval, Québec (includes all affiliated colleges).

(1) In certain faculties graduate enrolment, as well as undergraduate, is included. Unless this is specified, all figures refer to undergraduate only (i.e. those studying for first degrees, or equivalent diplomas, in a particular field).



Ontario:

Assumption University of Windsor, Windsor.
Canadian Memorial Chiropractic College, Toronto.
Carleton University, Ottawa.
College of Optometry of Ontario, Toronto.
Lakehead College of Arts, Science and Technology, Port Arthur.
McMaster University, Hamilton (includes McMaster Divinity College).
Ontario College of Art, Toronto.
Osgoode Hall Law School, Toronto.
Queen's University, Kingston.
Queen's Theological College, Kingston.
Regis College, Toronto (formerly Jesuit Seminary).
Royal Military College, Kingston.
Université d'Ottawa, (Bilingual).
Collège Bruyère, Ottawa.
Collège Classique de Cornwall, Cornwall.
Notre Dame College, Ottawa. (Bilingual).
Petit Séminaire d'Ottawa, Chemin Carson, Quarries.
St. Jerome's College, Kitchener.
St. Patrick's College, Ottawa.
Université de Sudbury, Sudbury, (Bilingual).
University of Toronto, Toronto.
Knox College, Toronto.
Ontario Agricultural College, Guelph.
Ontario Veterinary College, Guelph.
University of St. Michael's College, Toronto (includes The Pontifical Institute of Mediaeval Studies, St. Michael's College, and St. Basil's Seminary).

Trinity College, Toronto.
Victoria University (Victoria College and Emmanuel College), Toronto.
Wycliffe College, Toronto.
University of Waterloo, Waterloo.
University of Western Ontario, London.
Christ the King College, London.
Huron College, London.
St. Peter's Seminary College of Arts, London.
Ursuline College of Arts, London.
Waterloo University College, London (includes Lutheran Theological Seminary).

Manitoba:

Grand Séminaire de Saint-Boniface, Saint-Boniface.
University of Manitoba, Fort Garry, Winnipeg.
Brandon College, Brandon.
Collège de Saint-Boniface, Saint-Boniface.
Manitoba Law School, Winnipeg.
St. John's College, Winnipeg.
St. Paul's College, Winnipeg.
United College, Winnipeg.

Saskatchewan:


Collège Catholique de Gravelbourg, Gravelbourg.
Collège Notre-Dame, Prince Albert.
Notre Dame College, Wilcox.
Saint Thomas College, North Battleford.
Scolasticat du Sacré-Coeur, Lebret.
University of Saskatchewan, Saskatoon.
Emmanuel College, Saskatoon.
Luther Theological Seminary, Saskatoon (includes the former Lutheran College and Seminary).
St. Andrew's College, Saskatoon.
St. Chad's College, Regina.
St. Thomas More College, Saskatoon.

Alberta:

Collège Saint-Jean, Edmonton.
University of Alberta, Edmonton.
Mount Royal College, Calgary.
St. Stephen's College, Edmonton.

British Columbia:

Canadian Services College, Royal Roads, Victoria.
Seminary of Christ the King, Mission City.
University of British Columbia, Vancouver.
Anglican Theological College of British Columbia, Vancouver.
Union College of British Columbia, Vancouver.
Victoria College, Victoria.




FULL-TIME UNDERGRADUATE (1) ENROLMENT AT CANADIAN UNIVERSITIES AND COLLEGES,
BY GRADUATING YEAR, AS REPORTED AT NOVEMBER 1, 1959

Prepared in the Higher Education Section, Education Division, Dominion Bureau
of Statistics, for distribution by the Executive and Professional Division,
National Employment Service, Unemployment Insurance Commission.

PART II: STUDENTS TO GRADUATE IN 1960 and 1961 BY FACULTY AND INSTITUTION

Faculty and institution	Class due to graduate in		Faculty and institution	Class due to graduate in	
	1960	1961		1960	1961
Arts: (2, 3)			Arts (concluded): (2, 3)		
Memorial U. (estimate) (7)	47	33	U. of Western Ontario (3)	191	157
Honours courses (estimate) (7)	10	10	Honours courses	63	77
St. Dunstan's U.	22	21	Christ the King Coll. (Ont.)	24	30
Acadia U.	60	70	Honours courses	7	-
Honours courses	4	1	Huron Coll.	56	50
Coll. Sainte-Anne	21	21	Honours courses	7	1
Dalhousie U.	37	58	St. Peter's Coll. of Arts (Ont.) (3)	2	6
Honours courses	12	10	Honours courses	-	-
U. of King's Coll.	9	22	Ursuline Coll. of Arts	18	22
Honours courses	-	3	Honours courses	3	1
Mt. St. Vincent Coll.	9	12	Waterloo Univ. Coll.	85	65
St. Francis Xavier U.	86	82	Honours courses	12	22
St. Mary's U.	23	16	U. of Manitoba	138	172
Honours courses	-	1	Honours courses	14	15
Mount Allison U. (4)	72	75	Brandon Coll.	13	32
Honours courses	6	7	Coll. de Saint-Boniface	18	25
St. Thomas Coll. (N.B.)	13	12	St. John's Coll.	26	31
U. du Sacré-Coeur (N.B.)	31	26	Honours courses	1	5
U. Saint-Joseph	30	44	St. Paul's Coll.	22	48
U. Saint-Louis	30	44	United Coll. (7)	81	127
U. of New Brunswick	58	54	Honours courses	-	-
Honours courses	14	9	Coll. Cath. de Gravelbourg	8	11
Bishop's U.	24	35	Coll. Notre-Dame (Sask.)	3	-
Honours courses	9	17	Notre Dame Coll. (Sask.)	10	8
McGill U.	146	210	Scolasticat du Sacré-Coeur (Sask.)	10	10
Honours courses	45	60	St. Thomas Coll. (Sask.)	2	9
Sir Geo. Williams Coll.	95	120	U. of Saskatchewan (7)	285	431
Coll. Marie-de-France	39	29	Honours courses	16	19
U. de Montréal (3, 5)	1,091	1,372	St. Thomas More Coll.	60	49
Honours (including lettres)	164	128	Honours courses	-	1
U. de Sherbrooke (5)	79	100	Coll. St-Jean (Alta.)	12	9
U. Laval (3, 5)	730	958	U. of Alberta	149	209
Honours (including lettres)	47	79	Honours courses	13	17
Assumption U. of Windsor (6)	123	107	Sem. of Christ the King (B.C.)	-	1
Honours courses	5	11	Honours courses	2	-
Carleton U.	58	89	U. of British Columbia	323	392
Honours courses	8	3	Honours courses	64	64
McMaster U.	148	97	Victoria Coll. (B.C.)	1	29
Honours courses	33	40	Total (3)	6,485	7,707
Queen's U. (7)	170	219	General and pass	5,620	6,710
Honours courses	37	56	Honours (2)	865	997
Royal Military Coll.	22	21	Pure Science: (2)		
Honours courses	8	16	St. Dunstan's U.	25	9
U. d'Ottawa (3)	76	79	Acadia U.	74	53
Honours courses	36	37	Honours courses	3	1
Coll. Bruyère	5	22	Dalhousie U.	30	55
Coll. Class. de Cornwall	10	8	Honours courses	6	10
Petit Sémi. d'Ottawa	14	10	U. of King's Coll.	3	5
St. Jerome's Coll.	5	22	Honours courses	1	2
St. Patrick's Coll. (3)	13	22	Mount St. Vincent Coll.	5	4
U. de Sudbury	37	28	St. Francis Xavier U.	30	40
U. of Toronto (7, 9)	281	262	Honours courses	5	14
Honours courses (9)	83	130	St. Mary's U.	10	12
St. Michael's Coll. (7)	110	110	Mount Allison U.	47	54
Honours courses	33	29	Honours courses	14	14
Trinity Coll. (7)	71	60	U. Saint-Joseph	7	3
Honours courses	40	26	U. of New Brunswick	35	36
Victoria Coll. (Ont.) (7)	188	217	Honours courses	4	-
Honours courses (7)	69	102			

See footnotes at end of table.




Faculty and institution	Class due to graduate in		Faculty and institution	Class due to graduate in	
	1960	1961		1960	1961
Pure Science (concluded): (2)			Child Study:		
Bishop's U.	7	12	U. of Toronto	9	-
Honours courses	8	12			
McGill U.	140	174	Chiropractic:		
Honours courses	54	79	Canadian Memorial		
Sir Geo. Williams Coll.	36	59	Chiropractic Coll.	53	30
U. de Montréal	55	60			
Honours courses	103	60	Commerce and Business		
U. Laval (Honours)	15	17	Administration: (figures are for		
Assumption U. of Windsor (10)	28	41	pass or general courses unless		
Honours courses (10)	4	10	otherwise stated)		
Carleton U.	29	53	Memorial U. (estimate)	1	3
Honours courses	6	3	St. Dunstan's U.	2	6
McMaster U.	27	16	Acadia U.	11	5
Honours courses	44	62	Dalhousie U.	18	35
Queen's U. (Honours)	25	59	St. Francis Xavier U.	30	34
Royal Military Coll.	21	21	St. Mary's U.	16	13
Honours courses	3	1	Honours courses	-	1
U. d'Ottawa	-	1	Mount Allison U.	26	26
Honours courses	8	24	Honours courses	1	1
St. Patrick's Coll.	6	11	U. of New Brunswick	13	23
U. of Toronto (9)	-	3	U. Saint-Joseph	6	20
Honours courses (9)	21	43	McGill U.	71	63
St. Michael's Coll.	69	49	Honours courses	5	4
Honours courses	9	25	Sir George Williams Coll.	45	69
Trinity Coll.	-	7	U. de Montréal	31	48
Honours courses	12	9	Honours courses	29	40
Victoria Coll. (Ont.)	-	31	U. Laval (Honours)	158	165
Honours courses	17	33	U. de Sherbrooke (Honours)	17	21
U. of Waterloo	-	4	Assumption U. of Windsor (10)	29	47
U. of Western Ontario	55	27	Honours courses (10)	4	3
Honours courses	41	48	Carleton U.	16	20
U. of Manitoba	143	250	McMaster U.	16	13
Honours courses	24	17	Honours courses	4	7
Brandon Coll.	23	27	Queen's U. (Honours)	26	13
St. John's Coll.	-	-	Royal Military Coll.	7	6
St. Paul's Coll.	-	8	Honours courses	1	4
U. of Saskatchewan (Honours)	33	39	U. d'Ottawa	46	75
St. Thomas More Coll.	48	26	St. Patrick's Coll.	18	13
Honours courses	1	1	U. of Toronto (Honours) (9)	21	22
U. of Alberta	131	277	St. Michael's Coll. (Honours)	4	7
Honours courses	24	46	Trinity Coll. (Honours)	3	16
U. of British Columbia	142	201	Victoria Coll. (Ont.) (Hon.)	19	27
Honours courses	67	83	U. of Western Ontario (Hon.)	63	63
Victoria Coll. (B.C.)	-	15	U. of Manitoba	12	31
Total	1,778	2,356	Honours courses	10	5
General and pass	1,226	1,644	U. of Saskatchewan	58	20
Honours courses (2)	552	712	Honours courses	1	-
Total Arts and Pure Science	8,263	10,063	U. of Alberta	38	65
General and pass	6,846	8,354	U. of British Columbia	137	124
Honours courses (2)	1,417	1,709	Total	1,013	1,158
			General and pass	647	759
Agriculture:			Honours courses	366	399
McGill U.	67	63			
U. de Montréal	19	16	Dentistry: (figures are for Doctor		
U. Laval	10	16	of Dental Science course unless		
Ont. Agricultural Coll.	93	129	otherwise stated)		
U. of Manitoba	17	37	Dalhousie U.	17	13
U. of Saskatchewan	32	50	McGill U.	38	35
U. of Alberta	15	19	U. de Montréal	44	35
U. of British Columbia	33	35	U. of Toronto	94	62
Total	286	365	Dental Hygiene	6	8
			U. of Alberta	29	25
Architecture:			Total	228	178
Ecole des Beaux-Arts	17	13			
McGill U.	16	17	D.D.S.	222	170
U. of Toronto	18	25	Dental Hygiene	6	8
U. of Manitoba	36	22			
U. of British Columbia	15	18			
Total	102	95			

See footnotes at end of table.




Faculty and institution	Class due to graduate in		Faculty and institution	Class due to graduate in	
	1960	1961		1960	1961
<p><u>Education:</u> (figures are for Bachelor of Education course unless otherwise stated. As the B. Ed. and diploma courses are, at some institutions, one-year courses, the 1961 figures do not indicate all that will graduate in that year)</p>			<p><u>Fine and Applied Arts:</u></p>		
Memorial U.	57	61	Mount Allison U.	19	21
Diploma	-	-	Ecole des Beaux-Arts	19	41
Prince of Wales Coll. (Diploma)	78	-	Ontario Coll. of Art	67	91
Acadia U.	20	24	U. of Toronto	8	10
Diploma courses	15	10	U. of Manitoba	12	7
Dalhousie U.	39	-	Total	125	170
Diploma courses	11	-	<u>Fisheries:</u>		
Mount St. Vincent Coll.	11	-	U. Laval	1	3
Diploma courses	2	-	<u>Forestry: (13)</u>		
St. Francis Xavier U.	40	-	U. of New Brunswick	29	20
Diploma courses	22	-	U. Laval (14)	42	43
St. Mary's U.	21	25	U. of Toronto	14	21
Mount Allison U.	25	27	U. of British Columbia (15)	54	61
Diploma courses	4	5	Total (13)	139	145
U. of New Brunswick	14	-	<u>Household Science:</u>		
U. Saint Joseph	4	-	Acadia U.	14	5
Bishop's U. (Diploma)	11	12	Mount St. Vincent Coll.	7	11
McGill U.	15	20	St. Francis Xavier U. (estimate)	12	12
Diploma courses	190	301	Mount Allison U.	10	18
U. de Montréal (bachelor: estimate)	420	460	McGill U.	19	21
U. de Sherbrooke	83	106	U. de Montréal	159	173
U. Laval	46	77	U. Laval	19	25
U. d'Ottawa	20	22	U. de Sherbrooke	9	10
U. of Toronto	135	-	U. d'Ottawa	5	9
Diploma courses	536	-	U. of Toronto	10	24
U. of Manitoba	32	-	Ont. Agricultural Coll.	39	36
Diploma courses	97	-	St. Michael's Coll.	-	-
Brandon Coll.	13	-	Trinity Coll.	1	-
Diploma courses	-	-	U. of Western Ontario	8	1
U. of Saskatchewan	97	112	Ursuline Coll. of Arts	3	3
Diploma courses	49	-	U. of Manitoba	54	35
U. of Alberta	64	108	U. of Saskatchewan	14	10
Diploma courses	466	-	U. of Alberta	12	25
U. of British Columbia	115	205	U. of British Columbia	39	42
Victoria Coll. (B.C.)	1	2	Total	434	460
Diploma courses	250	152	<u>Hygiene and Public Health:</u>		
Total	3,003	1,729	U. de Montréal	101	-
Bachelor of Education	1,272	1,249	U. of Toronto	14	24
Diploma courses	1,731	480	Total (estimate)	115	24
<u>Engineering and Applied Science: (11)</u>			<u>Interior Design:</u>		
Dalhousie U.	3	-	U. of Manitoba	9	20
Nova Scotia Tech. Coll.	128	189	<u>Journalism:</u>		
U. of New Brunswick	103	126	Mount St. Vincent Coll.	-	2
McGill U.	230	293	U. of King's Coll.	1	2
U. Laval	138	172	Carleton U.	15	8
U. de Montréal	168	231	U. of Western Ontario	4	5
U. de Sherbrooke	26	32	Huron Coll.	-	-
Assumption U. of Windsor	-	26	Total	20	17
Carleton U.	-	17	<u>Law:</u>		
McMaster U.	-	31	Dalhousie U.	33	32
Queen's U.	207	221	U. of New Brunswick	9	7
Royal Military Coll. (8)	-	95			
U. d'Ottawa	12	15			
U. of Toronto	494	438			
Ont. Agricultural Coll. (12)	-	15			
U. of Western Ontario	21	29			
U. of Manitoba	131	166			
U. of Saskatchewan	214	252			
U. of Alberta	214	284			
U. of British Columbia	203	229			
Total	2,292	2,861			

See footnotes at end of table.




Faculty and institution	Class due to graduate in		Faculty and institution	Class due to graduate in	
	1960	1961		1960	1961
Law: (concluded)			Music: (concluded)		
McGill U.	59	47	U. de Montréal	47	46
U. de Montréal	76	105	U. Laval	14	14
U. de Sherbrooke (estimate)	10	12	U. of Toronto	21	29
U. Laval	26	45	U. of Western Ontario	9	8
Osgoode Hall Law School (16)	442	205	Ursuline Coll. of Arts	1	-
U. d'Ottawa	41	56	U. of Alberta	-	5
Queen's U.	18	18	U. of British Columbia	-	6
U. of Toronto	54	47	Total	110	127
Manitoba Law School	37	26			
U. of Saskatchewan	23	30			
U. of Alberta	29	32			
U. of British Columbia	67	84			
Total (16)	924	746			
			Nursing: (figures are for B. Sc. in Nursing unless otherwise stated)		
Library Science: (figures are for Bachelor's degree courses unless otherwise specified)			Dalhousie U.	1	4
McGill U.	35	-	Diploma courses	43	-
Master's degree	4	4	Mount Saint Vincent Coll.	-	6
U. Laval	23	-	St. Francis Xavier U.	3	-
U. de Montréal	5	2	St. Thomas Coll. (N.B.)	2	-
U. d'Ottawa	12	12	McGill U. (18)	26	5
Master's degree	-	2	Diploma courses	66	-
U. of Toronto	55	-	U. de Montréal (19) (estimate)	20	20
Master's degree	1	-	U. Laval (19)	-	6
Total	135	20	U. de Sherbrooke (estimate)	2	2
Bachelor's degree	130	14	Assumption U. of Windsor (10)	1	1
Master's degree	5	6	Diploma courses (10)	6	-
			McMaster U.	8	17
Medical Technology:			Queen's U.	22	-
Mt. St. Vincent Coll. (17)	3	-	Diploma courses	8	-
U. Laval	33	40	U. d'Ottawa	4	4
Total	36	40	Diploma courses	92	88
			U. of Toronto	35	37
			Diploma courses	144	-
Medicine: (figures are for M.D. degree unless otherwise stated)			U. of Western Ontario	27	-
Dalhousie U.	50	49	Diploma courses	146	-
McGill U.	96	107	U. of Manitoba (Diploma)	9	-
U. de Montréal	99	109	U. of Saskatchewan	30	24
U. Laval	141	108	Diploma courses	45	48
Queen's U.	53	49	U. of Alberta	25	23
U. d'Ottawa	53	54	Diploma courses	86	103
U. of Toronto	139	148	U. of British Columbia	50	50
B. Sc. (Medicine)	-	-	Diploma courses	55	60
U. of Western Ontario	54	57	Total (19)	956	498
U. of Manitoba	54	55	B. Sc. in Nursing (18)	256	199
B. Sc. (Medicine)	-	-	Diploma courses (19)	700	299
U. of Saskatchewan	29	27			
B. Sc. (Medicine)	1	-	Optometry:		
U. of Alberta	55	51	U. de Montréal	16	22
B. Sc. (Medicine)	1	-	Coll. of Optometry of Ont.	5	6
U. of British Columbia	55	46	Total	21	28
Total	880	860			
M.D. course	878	860	Pharmacy:		
B. Sc. (Medicine)	2	-	Dalhousie U.	4	8
			U. de Montréal	51	53
Music:			U. Laval	17	14
Acadia U.	-	-	U. of Toronto	61	83
Dalhousie U.	-	2	U. of Manitoba	16	24
Mount St. Vincent Coll.	-	1	U. of Saskatchewan	37	32
Mount Allison U.	9	10	U. of Alberta	49	59
McGill U.	9	6	U. of British Columbia	33	46
			Total	268	319

See footnotes at end of table.




	Class due to graduate in			Class due to graduate in	
	1960	1961		1960	1961
<u>Philosophy:</u>			<u>Social Work:</u> (figures for Bachelor's or Master's degree as noted)		
U. de Montréal (Philosophie - Psychologie)	120	71	Maritime School of Social Work (Master)	9	18
U. Laval	10	29	McGill U. (Master)	37	54
U. d'Ottawa	103	105	U. de Montréal (Master) (est.)	15	20
U. of Western Ontario	2	1	U. Laval (Bachelor) (estimate)	15	20
St. Peter's Coll. of Arts (Ont.)	20	30	Master (estimate)	21	-
Total	255	236	St. Patrick's College (Master)	21	23
			U. of Toronto (Bachelor)	62	-
<u>Physical and Health Education:</u>			Master	26	-
U. of New Brunswick	5	26	U. of Manitoba (Bachelor)	43	-
McGill U. (degree and diploma)	20	25	Master	25	-
U. de Montréal	17	-	U. of British Columbia (Bachelor)	55	-
McMaster U. (one year course)	16	-	Master	28	-
Queen's U.	17	32	Total	357	135
U. d'Ottawa	13	13	Bachelor	175	20
U. of Toronto	37	60	Master	182	115
U. of Western Ontario	11	14			
U. of Saskatchewan	4	11	<u>Theology:</u>		
U. of Alberta	22	24	Acadia U.	3	5
U. of British Columbia	20	20	Holy Heart Seminary	8	10
Total	182	225	Pine Hill Divinity Hall	22	32
			U. of King's Coll.	3	4
<u>Psychotherapy and Occupational Therapy:</u>			Bishop's U.	6	5
McGill U.	1	9	McGill U.	16	12
U. de Montréal	17	20	U. de Montréal	118	113
U. of Toronto	48	49	U. Laval	67	65
U. of Alberta	20	33	Queen's Theological Coll.	11	17
Total	86	111	Huron Coll.	9	9
			Knox Coll.	17	12
<u>Secretarial Science:</u>			McMaster U.	15	18
Acadia U.	12	12	St. Michael's Coll.	33	25
Mount St. Vincent Coll.	12	12	Trinity Coll.	10	12
Mount Allison U.	16	17	U. d'Ottawa	83	75
U. of Western Ontario	29	26	Regis Coll.	11	14
Ursuline Coll. of Arts	1	2	Victoria U. (Ont.)	26	29
Waterloo Univ. Coll.	4	7	Waterloo Univ. Coll.	4	9
Total	74	76	Wycliffe College	9	17
			Grand Sém. de Saint-Boniface	16	17
<u>Social Science: (where not included in Arts or Social Service)</u>			St. John's Coll.	5	4
U. Laval (Bachelor)	50	25	United Coll.	12	6
Master	21	-	Emmanuel Coll. (Sask.)	6	13
U. de Montréal (Bachelor)	16	27	Luther Theological Sem.	7	7
St. Patrick's College	2	3	St. Andrew's Coll.	7	5
Total (Bachelor and Master)	89	55	St. Chad's Coll.	1	1
			St. Thomas Coll. (Sask.)	-	3
			U. of Alberta	11	-
			St. Stephen's Coll.	8	8
			Anglican Theological Coll.	3	11
			Sem. of Christ the King (B.C.)	-	-
			Union Coll. of B.C.	6	13
			Total (20)	553	571
			Protestant institutions	217	249
			Roman Catholic institutions (20)	336	322
			<u>Veterinary Science:</u>		
			U. de Montréal	28	17
			Ontario Veterinary Coll.	41	50
			Total	69	67

1. In certain faculties graduate enrolment, as well as undergraduate, is included. Unless this is specified, all figures refer to undergraduate only (i.e. those studying for first degrees or equivalent diplomas in a particular field).
2. See Part III for 1958 and 1959 honours graduates in certain specialized fields of Pure Science and Social Science. Note that several institutions include Pure Science enrolment in Arts.



Footnotes - (concluded)

3. See also enrolment in Philosophy and/or Social Science for other Arts graduates.
4. 16 (60) and 17 (61) reported separately in Secretarial Science.
5. Includes enrolment in affiliated classical colleges.
6. Includes Holy Redeemer College.
7. Includes some Pure Science.
8. The Canadian Services Colleges at St-Jean (Qué) and Royal Roads (B.C.) give the equivalent of the first two years of the Royal Military College (Ont.) curriculum. Students who then receive the R.M.C. diploma in Engineering after two additional years may obtain a Bachelor's degree at another institution after a further year of study.
9. Includes University College enrolment only.
10. Includes Essex College.
11. See Parts IV and V for graduates in specialized fields of Engineering and for distribution of total Engineering enrolment by graduating year.
12. Also included in 1957 in Agriculture.
13. See also Forest Engineering enrolment reported in Part IV.
14. Also included in Forest Engineering in Part IV.
15. Includes 20 (60) and 25 (61) from the U. of Sopron (Hungary) at the U. of British Columbia.
16. Due to a change in the law course at Osgoode Hall, two classes will graduate in 1960. Included are 245 from the old four-year course and 197 from the new LL.B. course.
17. Radiologic (X-Ray) Technology at Mt. St. Vincent College.
18. McGill Nursing: Includes 21 (60) in Bachelor of Nursing course.
19. Excluding 411 (60) and 515 (61) at Laval and 598 (60) and 752 (61) at Montréal in hospital schools of nursing.
20. Several other Roman Catholic seminaries prepare students for ordination, but do not grant degrees.



FULL-TIME UNDERGRADUATE ENROLMENT AT CANADIAN UNIVERSITIES AND COLLEGES, BY GRADUATING YEAR, AS REPORTED AT NOVEMBER 1, 1959

Prepared in the Higher Education Section, Education Division, Dominion Bureau of Statistics, for distribution by the Executive and Professional Division, National Employment Service, Unemployment Insurance Commission.


PART 111: HONOURS ARTS AND PURE SCIENCE STUDENTS TO GRADUATE IN 1960 AND 1961 WITH HONOURS BACHELOR'S DEGREES IN CERTAIN FIELDS OF PURE SCIENCE AND SOCIAL SCIENCE

NOTE: As some institutions, both English and French, did not report any or all honours graduates for 1961 due in part to some honours enrolment being only in the final year, it should be borne in mind that the class of 1961, when it does graduate, should be somewhat higher in several of the fields enumerated below.

It should also be noted that the headings used are not necessarily mutually exclusive as several honours courses combine two fields. Some of these are noted under the heading "Other".

Institution	Bacteriology		Biochemistry		Biology		Botany		Chemistry		Chemistry & Physics		Economics (1)	
	60	61	60	61	60	61	60	61	60	61	60	61	60	61
Memorial U. (estimate)	-	-	-	-	2	2	-	-	1	2	-	-	-	-
Acadia U. (2)	-	-	-	-	1	-	-	-	1	1	-	-	-	-
Dalhousie U.	-	-	-	-	1	-	-	-	3	3	-	-	-	-
U. of King's Coll.	-	-	-	-	-	1	-	-	1	-	-	-	-	1
St. Francis Xavier U.	-	-	-	-	-	-	-	-	3	6	-	-	-	-
St. Mary's U.	-	-	-	-	-	-	-	-	-	-	-	-	-	-
Mount Allison U.	-	-	-	-	3	4	-	-	4	4	-	-	-	-
U. of New Brunswick (2)	-	-	-	-	1	-	-	-	2	-	-	-	-	-
Bishop's U.	-	-	-	-	(3)	-	-	-	(3)	-	1	5	1	-
U. Laval	-	-	-	-	-	-	-	-	8	13	-	-	7	9
McGill U.	-	1	11	14	-	1	-	1	6	21	-	-	14	15
U. de Montréal	-	-	4	4	17	19	-	-	35	8	-	-	12	-
Assumption U. of Windsor	-	-	-	-	1	1	-	-	1	2	-	1	2	1
Carleton U.	-	-	-	-	-	1	-	-	1	1	-	-	1	-
McMaster U.	-	-	2	5	2	4	-	-	6	12	2	2	2	2
Queen's U.	-	-	-	3	3	8	(4)	-	-	13	6	5	1	3
Royal Military Coll. (5)	-	-	-	-	-	-	-	-	1	-	-	-	-	-
U. d'Ottawa	-	-	-	-	2	6	-	-	1	5	-	-	(7)	-
U. of Toronto (6)	-	-	-	-	3	4	-	-	5	3	-	5	(7)	-
St. Michael's Coll.	-	-	-	-	-	-	-	-	-	-	2	3	(7)	-
Trinity Coll.	-	-	-	-	1	2	-	-	-	1	-	-	-	-
Victoria Coll.	-	-	-	-	1	1	-	-	2	3	-	3	(7)	-
U. of Western Ontario (6)	-	-	-	-	3	4	(4)	-	7	19	6	2	22	11
Huron Coll.	-	-	-	-	-	-	-	-	-	-	-	-	2	-
Waterloo Univ. Coll.	-	-	-	-	-	-	-	-	-	-	-	-	4	5
U. of Manitoba	-	2	-	-	-	-	-	1	4	6	-	-	-	1
U. of Saskatchewan	-	-	1	-	5	6	-	-	4	5	-	-	2	4
St. Thomas More Coll.	-	-	-	-	-	-	-	-	-	-	-	-	-	-
U. of Alberta	-	-	1	-	-	-	-	2	4	10	-	-	-	1
U. of British Columbia	1	3	2	4	5	1	1	2	14	16	2	-	6	5
Total	1	6	21	30	51	65	1	6	114	154	20	26	76	58
Institution	Geography		Geology		Mathematics		Maths & Physics		Physics		Physics & Geology		Political Science(8)	
	60	61	60	61	60	61	60	61	60	61	60	61	60	61
Memorial U. (estimate)	-	-	-	-	-	-	-	-	1	2	-	-	-	-
Acadia U. (2)	-	-	-	-	-	-	-	-	-	-	-	-	-	-
Dalhousie U.	-	-	-	-	2	1	-	-	-	4	-	-	-	-
U. of King's Coll.	-	-	-	-	-	-	-	-	-	1	-	-	-	-
St. Francis Xavier U.	-	-	-	2	-	-	-	-	2	6	-	-	-	-
St. Mary's U.	-	-	-	-	-	-	-	-	-	-	-	-	-	1
Mount Allison U.	-	-	1	1	1	1	-	-	5	4	-	-	-	-
U. of New Brunswick (2)	-	-	1	-	-	-	-	-	-	-	-	-	-	-
Bishop's U.	-	-	-	-	-	-	3	1	-	-	-	-	-	-
U. Laval	9	13	-	-	2	1	-	-	5	-	-	-	7	5
McGill U.	4	2	6	3	5	5	11	25	(10)	-	1	-	(9)	-
U. de Montréal	18	7	2	5	15	7	-	2	20	13	-	-	-	-
Assumption U. of Windsor	-	-	-	-	3	3	-	-	-	1	-	-	(9)	-
Carleton U.	-	-	2	1	-	1	-	-	-	2	-	-	1	-
McMaster U.	4	6	5	7	4	13	4	3	9	7	-	-	(9)	-
Queen's U.	-	-	12	9	1	5	1	11	3	7	-	-	4	5
Royal Military Coll. (5)	-	-	-	-	1	1	-	-	1	-	-	-	2	2
U. d'Ottawa	-	-	-	-	1	2	-	2	4	9	-	-	33	27
U. of Toronto (6)	3	-	-	5	(10)	-	14	27	(10)	-	4	25	29	-
St. Michael's Coll.	1	2	1	1	(10)	-	2	8	(10)	-	2	-	2	-
Trinity Coll.	-	-	1	1	(10)	-	5	3	(10)	-	-	-	-	-
Victoria Coll.	2	5	2	3	(10)	-	8	13	(10)	-	2	-	14	12
U. of Western Ontario (6)	2	4	9	12	8	12	-	1	15	9	1	2	(9)	-
Huron Coll.	-	-	-	-	-	-	-	-	-	-	-	-	(9)	-
Waterloo Univ. Coll.	-	2	-	-	-	2	-	-	-	-	-	-	(9)	-
U. of Manitoba	-	-	5	4	5	-	7	6	3	-	-	-	-	3
U. of Saskatchewan	-	-	-	2	3	3	-	-	2	3	-	-	1	1
St. Thomas More Coll.	-	-	1	-	-	1	-	-	-	-	-	-	-	-
U. of Alberta	-	1	6	13	3	8	-	-	6	8	1	1	-	-
U. of British Columbia	2	1	16	8	3	8	12	22	10	8	-	2	7	2
Total	45	43	70	77	57	74	67	124	86	84	4	12	94	89

- See footnotes on reverse.



Institution	Psychology		Sociology		Zoology		General Science		Other (11)	
	60	61	60	61	60	61	60	61	60	61
Memorial U. (estimate)	-	-	-	-	-	-	-	-	-	-
Acadia U. (2)	2	-	1	-	-	-	-	-	-	-
Dalhousie U.	2	1	-	-	-	2	-	-	-	-
U. of King's Coll.	-	-	-	-	-	-	-	-	-	-
St. Francis Xavier U.	-	-	-	-	-	-	-	-	-	-
St. Mary's U.	-	-	-	-	-	-	-	-	-	-
Mount Allison U.	-	-	-	-	-	-	-	-	-	-
U. of New Brunswick (2)	-	-	-	-	-	-	-	-	-	-
Bishop's U.	-	-	-	-	-	-	-	-	5	6
U. Laval	-	-	7	8	-	-	-	-	6	9
McGill U.	14	12	3	2	-	2	-	-	3	10
U. de Montréal	-	-	4	-	-	-	-	-	-	-
Assumption U. of Windsor	1	5	-	-	-	-	-	-	-	-
Carleton U.	-	-	-	-	-	-	-	-	-	-
McMaster U.	3	3	-	6	-	(4)	-	-	5	3
Queen's U.	4	8	-	-	-	(4)	-	-	-	-
Royal Military Coll. (5)	-	-	-	-	-	-	-	-	-	-
U. d'Ottawa	-	-	-	(7)	-	-	-	-	-	-
U. of Toronto (6)	12	15	5	3	-	-	-	-	5	4
St. Michael's Coll.	3	5	-	-	-	-	-	-	-	2
Trinity Coll.	4	2	-	-	-	-	-	-	-	-
Victoria Coll.	7	8	-	2	-	-	-	-	-	5
U. of Western Ontario (6)	3	2	-	(9)	-	-	-	-	-	-
Huron Coll.	-	-	-	-	-	-	-	-	-	-
Waterloo Univ. Coll.	-	2	-	-	-	-	-	-	-	-
U. of Manitoba	-	-	-	-	-	1	-	-	-	-
U. of Saskatchewan	2	2	-	-	-	-	-	-	3	4
St. Thomas More Coll.	-	-	-	-	-	-	-	-	-	-
U. of Alberta	2	3	-	1	2	2	-	-	1	1
U. of British Columbia	7	9	4	2	8	10	-	-	-	3
Total	66	77	24	24	10	17	-	-	28	47

1. See also Political Science.
2. Students not registered in Honours Science until final year.
3. See "Other" for Biology and Chemistry graduates.
4. Included in Biology.
5. Beginning in 1959 the R.M.C. grants degrees in Arts, Science and Commerce.
6. Excluding enrolment in affiliated colleges below.
7. Included in Political Science.
8. See also Economics.
9. Included in Economics.
10. Included in Maths and Physics.
11. Bishop's U. - 1 (60), 1 (61) in Biology and Chemistry; 2 (60), 1 (61) in Chemistry and Biology; 1 (60), 4 (61) in Chemistry and Mathematics; 1 (60) in English and Biology.
- U. Laval - 6 (60), 9 (61) in Relations industrielles;
- McGill U. - 2 (60), 3 (61) in Physiology; 1 (60), 3 (61) in Genetics; 1 (61) in Mathematics and Geography; 2 (61) in Physics and Physiology; 1 (61) in Mathematics and Psychology;
- McMaster U. - 1 (61) in Geology and Chemistry; 5 (60), 2 (61) in Metallurgical Science;
- U. of Toronto - 3 (60), 1 (61) in Food Chemistry; 2 (60), 3 (61) in Physiology and Biochemistry;
- St. Michael's College - 2 (61) in Physiology and Biochemistry;
- Victoria College - 4 (61) in Physiology and Biochemistry; 1 (61) in Food Chemistry;
- U. of Saskatchewan - 2 (60), 2 (61) in Physiology; 1 (60), 2 (61) in Economics and Political Science;
- U. of Alberta - 1 (61) in Physiology and Pharmacology; 1 (60) in Experimental Psychology;
- U. of British Columbia - 3 (61) in Physiology.




FULL-TIME UNDERGRADUATE ENROLMENT AT CANADIAN UNIVERSITIES AND COLLEGES,
BY GRADUATING YEAR, AS REPORTED AT NOVEMBER 1, 1959

Prepared in the Higher Education Section, Education Division, Dominion Bureau
of Statistics, for distribution by the Executive and Professional Division,
National Employment Service, Unemployment Insurance Commission.

PART IV: ENGINEERING STUDENTS TO GRADUATE IN 1960 and 1961 WITH BACHELOR'S DEGREE

		Nova Scotia Tech. Coll.	Dalhousie U.	U. of New Brunswick	Université Laval	McGill U.	U. de Montréal (1)	U. de Sherbrooke	Assumption U. of Windsor	Carleton U.	McMaster U.	Queen's U.	U. d'Ottawa	Royal Military Coll. (2)	U. of Toronto	Ontario Agric. Coll. (3)	U. of Western Ontario	U. of Manitoba	U. of Saskatchewan	U. of Alberta	U. of British Columbia	TOTAL
Aeronautical (4)	60	-	-	-	-	-	-	-	-	-	-	-	-	(5)	-	-	-	-	-	-	-	-
	61	-	-	-	-	-	-	-	-	-	-	-	-	(5)	-	-	-	-	-	-	-	-
Agricultural	60	-	-	-	-	-	-	-	-	-	-	-	-	-	-	-	-	-	6	-	-	6
	61	-	-	-	-	-	-	-	-	-	-	-	-	-	-	-	-	19	-	-	-	19
Chemical (1)	60	13	-	-	15	29	14	-	-	-	33	7	-	45	-	-	-	26	42	16	240	
	61	20	-	-	4	20	7	-	6	-	7	30	6	18	53	3	-	19	38	15	246	
Civil	60	40	-	52	42	63	66	13	-	-	-	35	-	-	105	-	-	47	66	71	38	638
	61	75	-	64	56	77	96	18	7	-	-	36	-	27	74	-	-	61	82	79	39	791
Electrical (1)	60	45	-	24	14	55	33	7	-	-	-	44	5	-	97	-	-	35	39	48	57	503
	61	51	-	36	29	102	52	11	9	-	11	47	9	30	81	-	-	49	36	77	71	701
Engineering Physics	60	-	3	-	5	12	8	-	-	-	-	15	-	-	73	-	-	3	11	9	26	165
	61	-	-	-	6	10	21	-	-	-	4	28	-	3	75	-	-	6	21	12	25	211
Engineering and Business	60	-	-	-	-	-	-	-	-	-	-	-	-	-	36	-	-	-	-	-	-	36
	61	-	-	-	-	-	-	-	-	-	-	-	-	-	31	-	-	-	-	-	-	31
Forest (6)	60	-	-	-	42	-	-	-	-	-	-	-	-	-	-	-	-	-	-	-	1	43
	61	-	-	-	43	-	-	-	-	-	-	-	-	-	-	-	-	-	-	-	(7)	43
Geological (1)	60	-	-	-	1	-	-	-	-	-	-	12	-	-	25	-	-	3	10	-	7	58
	61	-	-	-	3	-	6	-	-	-	-	12	-	-	12	-	-	3	17	-	11	64
Mechanical (1)	60	23	-	27	15	56	33	6	-	-	-	47	-	-	81	-	-	43	45	22	38	436
	61	34	-	26	17	64	34	3	4	-	9	32	-	17	82	12	-	47	56	45	56	538
Metallurgical (1)	60	3	-	-	4	7	7	-	-	-	-	11	-	-	12	-	-	-	-	1	12	57
	61	6	-	-	9	9	7	-	-	-	-	9	-	-	16	-	-	-	-	8	9	73
Mining (1)	60	4	-	-	-	3	7	-	-	-	-	7	-	-	20	-	-	-	-	4	8	53
	61	3	-	-	5	7	8	-	-	-	-	10	-	-	14	-	-	-	-	7	3	57
Petroleum	60	-	-	-	-	-	-	-	-	-	-	-	-	-	-	-	-	-	11	17	-	28
	61	-	-	-	-	-	-	-	-	-	-	-	-	-	-	-	-	-	1	18	-	19
General and Other (8)	60	-	-	-	-	5	-	-	-	-	-	3	-	-	-	-	21	-	-	-	-	29
	61	-	-	-	-	4	-	-	-	17	-	17	-	-	-	-	29	-	1	-	-	68
TOTAL	1960	128	3	103	138	230	168	26	-	-	-	207	12	-	494	-	21	131	214	214	203	2,292
	1961	189	-	126	172	293	231	32	26	17	31	221	15	95	438	15	29	166	252	284	229	2,861

1. Prior to the 1958-59 academic year, Chemical and Metallurgical Engineering, Mechanical and Electrical Engineering, and Mining and Geological Engineering were combined at the Université de Montréal. They are now reported separately.
2. These students, who will receive a R.M.C. diploma in 1960, can obtain a Bachelor's degree in one more year at another institution. Degrees will be offered in 1962 by the R.M.C.
3. The Agricultural Engineering option, taken in the last two years of the B. Sc. in Agriculture course, gives entry into the final (fourth) year of the Civil or Mechanical courses at the University of Toronto.
4. The Provincial Institute of Technology and Art, Calgary, Alberta, gives a three-year course in Aeronautical Engineering - 13 (60), 20 (61), and the Ryerson Institute of Technology, Toronto, Ontario, gives a three-year course in Aeronautical Technology - 15 (60). The 1961 number of probable Ryerson graduates is not yet known.
5. Graduates in 1959 and subsequent years at the University of Toronto will receive the Bachelor of Applied Science degree in Engineering Physics, and will then take a Master of Applied Science degree in Aeronautical Engineering and Aerophysics.
6. See also Forestry enrolment in Part II.
7. Not known.
8. McGill - Applied Mechanical Engineering: 4 (60) and 2 (61), Mechanical Sciences: 1 (60) and 2 (61); Carleton - General: 17 (61); Queen's - Chemistry: 3 (60) and 17 (61); Western Ontario - General Engineering: 21 (60) and 29 (61); Saskatchewan - Geophysics: 1 (61).



FULL-TIME UNDERGRADUATE ENROLMENT AT CANADIAN UNIVERSITIES AND COLLEGES,
BY GRADUATING YEAR, AS REPORTED AT NOVEMBER 1, 1959.

Prepared in the Higher Education Section, Education Division, Dominion Bureau
of Statistics, for distribution by the Executive and Professional Division,
National Employment Service, Unemployment Insurance Commission

PART V: TOTAL ENGINEERING ENROLMENT BY INSTITUTION

Institution	Class due to graduate in						Total
	1960	1961	1962	1963	1964	1965	
Engineering and Applied Science:							
Memorial U. of Newfoundland (estimate)	-	-	39	50	50	-	139
Prince of Wales Coll.	-	-	-	-	27	-	27
St. Dunstan's U.	-	-	13	17	19	-	49
Acadia U.	-	-	41	32	51	-	124
Dalhousie U.	3	-	25	64	71	-	163
Nova Scotia Technical Coll.	128	189	-	-	-	-	317
Saint Francis Xavier U.	-	-	71	97	79	-	247
Saint Mary's U.	-	-	26	34	46	-	106
Mount Allison U.	-	-	53	58	64	15	190
St. Thomas Coll. (N.B.)	-	-	-	-	10	-	10
U. of New Brunswick	103	126	123	126	140	-	618
U. Saint-Joseph	-	-	11	18	41	-	70
McGill U.	230	293	253	255	270	-	1,301
Sir George Williams Coll.	-	-	21	42	-	-	63
U. de Montréal	168	231	273	327	268	-	1,267
U. de Sherbrooke	26	32	46	52	50	82	288
U. Laval (1)	138	172	234	325	369	-	1,238
Assumption U. of Windsor	-	26	42	55	-	-	123
Carleton U.	-	17	30	34	-	-	81
Lakehead Coll.	-	-	-	30	-	-	30
McMaster U.	-	31	43	64	-	-	138
Queen's U.	207	221	265	238	-	-	931
Royal Military Coll. (2)	-	95	98	38	52	-	283
U. d'Ottawa	12	15	33	64	66	-	190
U. de Sudbury	-	-	-	15	-	-	15
U. of Toronto	494	438	462	501	-	-	1,895
Ontario Agricultural Coll. (3)	-	15	27	-	-	-	42
U. of Western Ontario	21	29	40	95	-	-	185
U. of Waterloo (4)	-	-	93	181	159	228	661
U. of Manitoba	131	166	181	219	-	-	697
U. of Saskatchewan	214	252	277	379	-	-	1,122
U. of Alberta	214	284	343	260	-	-	1,101
Mount Royal Coll.	-	-	23	21	-	-	44
Can. Services Coll. (B.C.) (2)	-	-	-	54	95	-	149
U. of British Columbia	203	229	242	353	-	-	1,027
Victoria Coll. (B.C.)	-	-	-	-	78	-	78
	2,292	2,861	3,428	4,098	2,005	325	15,009

(1) Some science enrolment is included in the classes due to graduate in 1962, 1963, and 1964.

(2) The Canadian Services Colleges at St-Jean (Qué.) and Royal Roads (B.C.) give the equivalent of the first two years of the Royal Military College (Ont.) curriculum. Students who then receive the R.M.C. diploma, after two additional years at R.M.C., may obtain a Bachelor's degree at another institution after a further year of study.

(3) Agricultural Engineering option, taken in last two years of B. Sc. in Agriculture course, gives entry into final year of the Civil or Mechanical courses at Toronto. These O.A.C. students are also included in the 1959 and 1960 graduating years in Agriculture reported in Part II.

(4) Co-operative Applied Science course commenced operation in July 1957.



3
FULL-TIME UNDERGRADUATE⁽¹⁾ ENROLMENT AT CANADIAN UNIVERSITIES AND COLLEGES, BY
GRADUATING YEAR, AS REPORTED AT NOVEMBER 1, 1958

Prepared in the Higher Education Section, Education Division, Dominion Bureau
of Statistics, for distribution by the Executive and Professional Division,
National Employment Service, Unemployment Insurance Commission.

PART I: INTRODUCTION

This report should not be considered as giving actual graduation figures for 1959 and 1960. It is a preliminary statement, for distribution early in the academic year, to indicate the probable supply of graduates that may be leaving the universities and colleges in the specific years mentioned.

Throughout, the figures are actual or tentative registration figures for the number of full-time students enrolled in the various institutions at November 1, 1958, and do not take into account possible failures or withdrawals nor estimates of the number expected to graduate in 1959 and 1960. For this reason they should be regarded as approximate. This caution also applies to the interpretation of the various totals for faculties or subjects. Figures for the parent institutions include enrolment in them only. Those for affiliates are given separately unless otherwise specified.

The following is a list of the names and addresses of the institutions included in Parts II to V. In these sections the names have been abbreviated but if any two names are similar, the name of the province in which the institution is located is indicated. Affiliated institutions are indented under the name of the parent institution when they are located in the same province. The names of the institutions appear in the language used as the medium of instruction.

Newfoundland:

Memorial University of Newfoundland, St. John's.

Prince Edward Island:

Prince of Wales College, Charlottetown.
St. Dunstan's University, Charlottetown.

Nova Scotia:

Acadia University, Wolfville.
Collège Sainte-Anne, Church Point. (Bilingual).
Dalhousie University, Halifax.
Pine Hill Divinity Hall, Halifax.
University of King's College, Halifax.
Holy Heart Seminary, Halifax.
Maritime School of Social Work, Halifax.
Mount Saint Vincent College, Halifax.
Nova Scotia Technical College, Halifax.
St. Francis Xavier University, Antigonish.
St. Mary's University, Halifax.

New Brunswick:


Mount Allison University, Sackville.
St. Thomas College, Chatham.
Université du Sacré-Coeur, Bathurst.
University of New Brunswick, Fredericton.
University Saint-Louis, Edmundston.
Université Saint-Joseph, Université Saint-Joseph. (Bilingual).

Quebec:

Bishop's University, Lennoxville.
Ecole des Beaux-Arts, 3450, rue Saint-Urbain, Montréal.
McGill University, Montreal.
Sir George Williams College, Montreal.
Université de Montréal.
Université de Sherbrooke, Sherbrooke.
Université Laval, Québec.

(1) In certain faculties graduate enrolment, as well as undergraduate, is included. Unless this is specified, all figures refer to undergraduate only (i.e. those studying for first degrees, or equivalent diplomas, in a particular field).





Ontario:

Assumption University of Windsor, Windsor.
Canadian Memorial Chiropractic College, Toronto.
Carleton University, Ottawa.
College of Optometry of Ontario, Toronto.
Lakehead College of Arts, Science and Technology, Port Arthur.
McMaster University, Hamilton.
Ontario College of Art, Toronto.
Osgoode Hall Law School, Toronto.
Queen's University, Kingston.
Queen's Theological College, Kingston.
Regis College, Toronto (formerly Jesuit Seminary).
Royal Military College, Kingston.
Université d'Ottawa, Ottawa. (Bilingual).
Collège Bruyère, Ottawa.
Collège Classique de Cornwall, Cornwall.
Notre Dame College, Ottawa. (Bilingual).
Petit Séminaire d'Ottawa, Chemin Carson, Quarries.
St. Jerome's College, Kitchener.
St. Patrick's College, Ottawa.
Université de Sudbury, Sudbury. (Bilingual).
University of Toronto, Toronto.
Knox College, Toronto.
Ontario Agricultural College, Guelph.
Ontario Veterinary College, Guelph.
University of St. Michael's College, Toronto (includes The Pontifical Institute of Mediaeval Studies, St. Michael's College, and St. Basil's Seminary).

Trinity College, Toronto.
Victoria University (Victoria College and Emmanuel College), Toronto.
Wycliffe College, Toronto.
University of Western Ontario, London.
Huron College, London.
St. Peter's College of Arts, London (includes St. Peter's Seminary College of Arts, and Christ the King College of Arts).

Ursuline College of Arts, London.
Waterloo College and Associate Faculties, Waterloo.

Manitoba:

Grand Séminaire de Saint-Boniface, Saint-Boniface.
University of Manitoba, Fort Garry, Winnipeg.
Brandon College, Brandon.
Collège de Saint-Boniface, Saint-Boniface.
Manitoba Law School, Winnipeg.
St. John's College, Winnipeg.
St. Paul's College, Winnipeg.
United College, Winnipeg.

Saskatchewan:

Collège Catholique de Gravelbourg, Gravelbourg.
Notre Dame College, Wilcox.
Saint Thomas College, North Battleford.
Scolasticat du Sacré-Coeur, Lebret.
University of Saskatchewan, Saskatoon.
Emmanuel College, Saskatoon.
Luther Theological Seminary, Saskatoon (includes the former Lutheran College and Seminary).
St. Andrew's College, Saskatoon.
St. Chad's College, Regina.
St. Thomas More College, Saskatoon.

Alberta:

Collège Saint-Jean, Edmonton.
University of Alberta, Edmonton.
Mount Royal College, Calgary.
St. Stephen's College, Edmonton.

British Columbia:

Canadian Services College, Royal Roads, Victoria.
Seminary of Christ the King, Mission City.
University of British Columbia, Vancouver.
Anglican Theological College of British Columbia, Vancouver.
Union College of British Columbia, Vancouver.
Victoria College, Victoria.




FULL-TIME UNDERGRADUATE (1) ENROLMENT AT CANADIAN UNIVERSITIES AND COLLEGES,
BY GRADUATING YEAR, AS REPORTED AT NOVEMBER 1, 1958

Prepared in the Higher Education Section, Education Division, Dominion Bureau
of Statistics, for distribution by the Executive and Professional Division,
National Employment Service, Unemployment Insurance Commission.

PART II: STUDENTS TO GRADUATE IN 1959 and 1960 BY FACULTY AND INSTITUTION

Faculty and institution	Class due to graduate in		Faculty and institution	Class due to graduate in	
	1959	1960		1959	1960
<u>Arts: (2, 3)</u>			<u>Arts (concluded); (2, 3)</u>		
Memorial U.	12	10	U. of Western Ontario (3)	212	192
Honours courses	3	3	Honours courses	80	88
St. Dunstan's U.	18	33	Huron Coll.	32	38
Acadia U.	53	59	Honours courses	1	7
Honours courses	5	1	St. Peter's Coll. of Arts (Ont.) (3)	25	22
Coll. Sainte-Anne	19	24	Honours courses	1	5
Dalhousie U.	40	62	Ursuline Coll. of Arts	18	19
Honours courses	3	2	Honours courses	3	3
U. of King's Coll.	7	8	Waterloo Coll.	62	119
Honours courses	1	-	Honours courses	8	14
Mt. St. Vincent Coll.	12	8	U. of Manitoba	74	144
St. Francis Xavier U.	82	105	Honours courses	19	9
St. Mary's U.	26	15	Brandon Coll.	20	14
Honours courses	3	1	Coll. de Saint-Boniface	12	22
Mount Allison U. (4)	85	71	St. John's Coll.	8	15
St. Thomas Coll. (N.B.)	15	9	Honours courses	1	-
U. du Sacré-Coeur (N.B.)	22	34	St. Paul's Coll.	27	33
U. Saint-Joseph	17	36	United Coll. (7)	70	133
U. Saint-Louis	32	32	Honours courses	-	9
U. of New Brunswick	36	40	Coll. Cath. de Gravelbourg	8	9
Honours courses	14	16	Notre Dame Coll. (Sask.)	6	17
Bishop's U.	52	45	Scolasticat du Sacré-Coeur (Sask.)	9	15
Honours courses	8	6	St. Thomas Coll. (Sask.)	6	2
McGill U.	170	179	U. of Saskatchewan (7)	179	259
Honours courses	28	38	Honours courses	22	14
Sir Geo. Williams Coll.	102	117	Emmanuel Coll. (Sask.)	6	6
U. de Montréal (3, 5)	786	992	Honours courses	1	-
Honours (including lettres)	151	208	Luther Theological Sem.	7	10
U. de Sherbrooke (5)	64	57	St. Thomas More Coll.	44	62
U. Laval (3, 5)	693	847	Honours courses	1	1
Honours (including lettres)	51	76	Coll. St-Jean (Alta.)	16	17
Assumption U. of Windsor (6)	120	123	U. of Alberta	135	169
Honours courses	3	3	Honours courses	11	18
Carleton U.	62	72	Sem. of Christ the King (B.C.)	-	1
Honours courses	4	6	Honours courses	-	2
McMaster U.	103	86	U. of British Columbia	303	368
Honours courses	26	41	Honours courses	58	78
Queen's U. (7)	169	182	Total (3)	5,659	6,833
Honours courses	62	50	General and pass	4,694	5,724
Royal Military Coll. (8)	-	15	Honours (2)	965	1,109
Honours courses	-	6	<u>Pure Science: (2)</u>		
U. d'Ottawa (3)	69	60	Memorial U.	25	19
Honours courses	31	49	Honours courses	-	4
Coll. Bruyère	6	10	St. Dunstan's U.	8	26
Coll. Class. de Cornwall	6	11	Acadia U.	34	44
Notre Dame Coll. (Ont.)	1	8	Honours courses	7	-
Petit Sémin. d'Ottawa (estimate)	15	20	Dalhousie U.	29	47
St. Jerome's Coll.	7	43	Honours courses	5	1
St. Patrick's Coll.	10	14	U. of King's Coll.	2	3
U. de Sudbury	14	39	Honours courses	1	1
U. of Toronto (7, 9)	152	171	Mount St. Vincent Coll.	1	5
Honours courses (7, 9)	191	191	St. Francis Xavier U.	37	31
St. Michael's Coll. (7)	77	112	Honours courses	8	7
Honours courses	23	24	St. Mary's U.	9	9
Trinity Coll. (7)	83	83	Mount Allison U.	32	46
Honours courses	60	45	Honours courses	12	17
Victoria Coll. (Ont.) (7)	178	206	U. Saint-Joseph	6	10
Honours courses (7)	92	95	U. of New Brunswick	21	39
			Honours courses	8	-

See footnotes at end of table.




Faculty and institution	Class due to graduate in		Faculty and institution	Class due to graduate in	
	1959	1960		1959	1960
<u>Pure Science (concluded): (2)</u>			<u>Chiropractic:</u>		
Bishop's U.	16	14	Canadian Memorial		
Honours courses	6	5	Chiropractic Coll.	34	55
McGill U.	127	189			
Honours courses	58	53	<u>Commerce and Business</u>		
Sir Geo. Williams Coll.	44	37	<u>Administration:</u> (figures are for		
U. de Montréal	157	?	pass or general courses unless		
Honours courses	100	?	otherwise stated)		
U. Laval (Honours)	20	18	Memorial U.	1	1
Assumption U. of Windsor (10)	22	38	St. Dunstan's U.	5	5
Honours courses (10)	2	3	Acadia U.	2	11
Carleton U.	30	45	Dalhousie U.	25	29
Honours courses	3	7	St. Francis Xavier U.	22	45
McMaster U.	38	34	St. Mary's U.	13	15
Honours courses	40	49	Mount Allison U.	16	31
Queen's U. (Honours)	45	36	U. of New Brunswick	21	13
Royal Military Coll. (8)	-	8	U. Saint-Joseph	13	9
Honours courses (8)	-	3	McGill U.	74	80
U. d'Ottawa	-	1	Sir George Williams Coll.	53	59
Honours courses	23	20	U. de Montréal	26	36
St. Patrick's Coll.	13	7	Honours courses	21	42
St. Michael's Coll.	55	83	U. Laval (Honours)	149	148
Honours courses	10	16	U. de Sherbrooke (Honours)	21	24
Trinity Coll. (Honours)	6	7	Assumption U. of Windsor (10)	27	36
U. of Western Ontario	43	27	Honours courses (10)	1	3
Honours courses	29	51	Carleton U.	19	19
U. of Manitoba	106	179	McMaster U.	10	15
Honours courses	21	21	Honours courses	4	7
Brandon Coll.	26	27	Queen's U. (Honours)	23	26
St. John's Coll.	1	-	Royal Military Coll. (8)	-	16
St. Paul's Coll.	4	-	U. d'Ottawa	47	46
U. of Saskatchewan (Honours)	11	15	St. Patrick's Coll.	9	14
St. Thomas More Coll.	24	39	U. of Toronto (Honours) (9)	14	42
Honours courses	1	1	St. Michael's Coll. (Honours)	5	4
U. of Alberta	134	163	Trinity Coll. (Honours)	11	3
Honours courses	21	33	Victoria Coll. (Ont.) (Hon.)	35	21
U. of British Columbia	86	152	U. of Western Ontario (Hon.)	87	70
Honours courses	36	115	U. of Manitoba	14	11
<u>Total</u>	<u>1,603</u>	<u>1,805</u>	Honours courses	2	2
General and pass	1,130	1,322	U. of Saskatchewan	42	78
Honours courses (2)	473	483	Honours courses	1	-
<u>Total Arts and Pure Science</u>	<u>7,262</u>	<u>8,638</u>	U. of Alberta	44	39
General and pass	5,824	7,046	U. of British Columbia	99	132
Honours courses (2)	1,438	1,592	<u>Total</u>	<u>956</u>	<u>1,132</u>
			General and pass	582	740
<u>Agriculture:</u>			Honours courses	374	392
McGill U.	55	75			
U. de Montréal	14	17	<u>Dentistry:</u> (figures are for Doctor		
U. Laval	7	9	of Dental Science course unless		
Ont. Agricultural Coll.	110	103	otherwise stated)		
U. of Manitoba	25	14	Dalhousie U.	17	12
U. of Saskatchewan	27	34	McGill U.	35	38
U. of Alberta	32	16	U. de Montréal	47	48
U. of British Columbia	33	28	U. of Toronto	74	77
<u>Total</u>	<u>303</u>	<u>296</u>	Dental Hygiene	9	5
			U. of Alberta	24	28
<u>Architecture:</u>			<u>Total</u>	<u>206</u>	<u>208</u>
Ecole des Beaux-Arts (estimate)	13	20			
McGill U.	26	16	D.D.S.	197	203
U. of Toronto	34	26	Dental Hygiene	9	5
U. of Manitoba	20	36			
U. of British Columbia	11	20			
<u>Total</u>	<u>104</u>	<u>118</u>			
<u>Child Study:</u>					
U. of Toronto	12	-			

See footnotes at end of table.




Faculty and institution	Class due to graduate in		Faculty and institution	Class due to graduate in	
	1959	1960		1959	1960
<u>Education:</u> (figures are for Bachelor of Education course unless otherwise stated)			<u>Forestry:</u> (13)		
Memorial U.	54	64	U. of New Brunswick	27	30
Diploma	1	-	U. Laval (14)	34	46
Prince of Wales Coll. (Diploma)	36	-	U. of Toronto	12	18
Acadia U.	16	-	U. of British Columbia (15)	66	63
Diploma courses	3	4	Total (13)	139	157
Dalhousie U.	27	-	<u>Household Science:</u>		
Diploma courses	3	-	Acadia U.	12	13
Mount St. Vincent Coll.	6	-	Mount St. Vincent Coll.	4	8
Diploma courses	4	-	St. Francis Xavier U.	8	13
St. Francis Xavier U.	32	-	Mount Allison U.	14	9
Diploma courses	17	-	McGill U.	27	18
St. Mary's U.	11	24	U. de Montréal (estimate)	50	50
Mount Allison U.	10	-	U. Laval	23	18
Diploma courses	4	-	U. de Sherbrooke	-	8
U. of New Brunswick	9	-	U. d'Ottawa	5	6
U. Saint Joseph	5	-	U. of Toronto	19	10
Bishop's U. (Diploma)	15	10	Ont. Agricultural Coll.	40	40
McGill U.	9	17	St. Michael's Coll.	1	2
Diploma courses	325	67	U. of Western Ontario	6	8
U. de Montréal	233	301	Ursuline Coll. of Arts	4	4
U. de Sherbrooke	31	73	U. of Manitoba	27	59
U. Laval	81	77	U. of Saskatchewan	8	12
U. of Toronto	150	-	U. of Alberta	20	13
Diploma courses	430	-	U. of British Columbia	33	44
U. of Manitoba (B. of Paedagogy)	51	-	Total	301	335
Brandon Coll.	8	-	<u>Hygiene and Public Health:</u>		
Diploma courses	102	-	U. de Montréal (estimate)	70	-
U. of Saskatchewan	70	89	U. of Toronto	17	-
Diploma courses	31	-	Total (estimate)	87	-
U. of Alberta	74	69	<u>Interior Design:</u>		
Diploma courses	489	-	U. of Manitoba	13	9
U. of British Columbia	90	165	<u>Journalism:</u>		
Victoria Coll. (B.C.) (Dipl.)	251	117	Mount St. Vincent Coll.	2	2
Total	2,678	1,077	U. of King's Coll.	1	2
Bachelor of Education	916	879	Carleton Coll.	16	11
Bachelor of Pedagogy	51	-	U. of Western Ontario	5	3
Diploma courses	1,711	198	Huron Coll.	-	2
<u>Engineering and Applied Science: (II)</u>			Total	24	20
Dalhousie U.	2	1	<u>Law:</u>		
Nova Scotia Tech. Coll.	115	166	Dalhousie U.	53	34
U. of New Brunswick	85	114	U. of New Brunswick	8	10
McGill U.	239	278	McGill U.	62	58
U. Laval	118	141	U. de Montréal	60	98
U. de Montréal	123	172	U. de Sherbrooke	10	12
U. de Sherbrooke	22	25	U. Laval	39	30
Queen's U.	219	212	Osgoode Hall Law School (16)	255	415
Royal Military Coll. (8)	-	89	U. d'Ottawa	26	53
U. d'Ottawa	23	43	Queen's U.	-	19
U. of Toronto	471	482	U. of Toronto	31	56
Ont. Agricultural Coll. (12)	-	19	Manitoba Law School	38	37
U. of Western Ontario	10	25	U. of Saskatchewan	34	33
U. of Manitoba	143	153	U. of Alberta	30	28
U. of Saskatchewan	173	234	U. of British Columbia	77	70
U. of Alberta	175	245	Total (16)	723	953
U. of British Columbia	224	209	<u>Library Science: (figures are for Bachelor's degree courses unless otherwise specified)</u>		
Total	2,142	2,608	McGill U.	22	-
<u>Fine and Applied Arts:</u>			Master's degree	6	10
Mount Allison U.	7	11	<u>Library Science: (figures are for Bachelor's degree courses unless otherwise specified)</u>		
Ontario Coll. of Art	64	87	<u>Library Science: (figures are for Bachelor's degree courses unless otherwise specified)</u>		
U. of Toronto	-	-	<u>Library Science: (figures are for Bachelor's degree courses unless otherwise specified)</u>		
U. of Manitoba	12	15	<u>Library Science: (figures are for Bachelor's degree courses unless otherwise specified)</u>		
Total	83	113	<u>Library Science: (figures are for Bachelor's degree courses unless otherwise specified)</u>		
<u>Fisheries:</u>			<u>Library Science: (figures are for Bachelor's degree courses unless otherwise specified)</u>		
U. Laval	1	2	<u>Library Science: (figures are for Bachelor's degree courses unless otherwise specified)</u>		

See footnotes at end of table.




Faculty and institution	Class due to graduate in		Faculty and institution	Class due to graduate in	
	1959	1960		1959	1960
<u>Library Science: (concluded)</u>			<u>Nursing (concluded):</u>		
U. Laval	13	-	U. of Western Ontario	11	-
U. d'Ottawa	2	-	Diploma courses	124	-
U. of Toronto	51	-	U. of Manitoba (Diploma)	33	-
Master's degree	2	-	U. of Saskatchewan	22	26
Total	96	10	Diploma courses	85	48
Bachelor's degree	88	-	U. of Alberta	24	28
Masters' degree	8	10	Diploma courses	124	80
<u>Medical Technology:</u>			U. of British Columbia	40	35
Mt. St. Vincent Coll. (17)	1	3	Diploma courses	57	60
U. Laval	39	42	Total (18)	1,001	438
U. de Montréal (estimate)	35	35	B. Sc. in Nursing	269	210
Total	75	80	Diploma courses (18)	732	228
<u>Medicine: (figures are for M.D. degree unless otherwise stated)</u>			<u>Optometry:</u>		
Dalhousie U.	52	51	U. de Montréal (estimate)	15	20
McGill U.	107	96	Coll. of Optometry of Ont.	8	5
U. de Montréal	100	110	Total	23	25
U. Laval	122	141	<u>Pharmacy:</u>		
Queen's U.	56	56	Dalhousie U.	15	7
U. d'Ottawa	56	52	U. de Montréal	60	50
U. of Toronto	147	139	U. Laval	20	17
B. Sc. (Medicine)	3	-	U. of Toronto	90	74
U. of Western Ontario	55	54	U. of Manitoba	21	18
U. of Manitoba	55	56	U. of Saskatchewan	30	34
B. Sc. (Medicine)	14	12	U. of Alberta	42	56
U. of Saskatchewan	32	31	U. of British Columbia	33	38
U. of Alberta	54	54	Total	311	294
B. Sc. (Medicine)	1	-	<u>Philosophy:</u>		
U. of British Columbia	47	60	U. de Montréal (Philosophie - Psychologie)	102	-
Total	901	912	U. Laval	9	33
M.D. course	883	900	U. d'Ottawa	83	62
B. Sc. (Medicine)	18	12	U. of Western Ontario	-	1
<u>Music:</u>			St. Peter's Coll. of Arts (Ont.)	22	22
Acadia U.	4	4	Total	216	118
Dalhousie U.	-	2	<u>Physical and Health Education:</u>		
Mount St. Vincent Coll.	-	-	U. of New Brunswick	-	7
Mount Allison U.	7	4	McGill U. (degree and diploma)	24	26
McGill U.	8	8	McMaster U.	11	-
U. de Montréal	6	19	Queen's U.	13	21
U. Laval	5	2	U. d'Ottawa	6	12
U. of Toronto	18	26	U. of Toronto	38	43
U. of Western Ontario	11	12	U. of Western Ontario	13	14
Ursuline Coll. of Arts	-	1	U. of Alberta	25	19
Total	59	78	U. of British Columbia	25	22
<u>Nursing: (figures are for B. Sc. in Nursing unless otherwise stated)</u>			Total	155	164
Dalhousie U.	1	4	<u>Physiotherapy and Occupational Therapy:</u>		
Diploma courses	29	-	McGill U.	5	13
Mount Saint Vincent Coll.	1	-	U. de Montréal	12	22
St. Francis Xavier U.	-	1	U. of Toronto	56	56
St. Thomas Coll. (.B.)	1	-	U. of Alberta	22	28
McGill U.	-	4	Total	95	119
Diploma courses	49	-	<u>Secretarial Science:</u>		
U. de Montréal (18)	81	-	Acadia U.	3	10
U. Laval (18)	-	-	Mount St. Vincent Coll.	10	17
U. de Sherbrooke	-	2	Mount Allison U.	13	22
Assumption U. of Windsor (10)	2	1	U. of Western Ontario	22	27
Diploma courses (10)	15	-	Ursuline Coll. of Arts	1	1
McMaster U.	10	9	Waterloo Coll.	2	3
Queen's U.	17	30	Total	51	80
Diploma courses	7	-			
U. d'Ottawa (estimate)	30	40			
Diploma courses (estimate)	30	40			
U. of Toronto	29	30			
Diploma courses	179	-			

See footnotes at end of table.



Faculty and institution	Class due to graduate in		Faculty and institution	Class due to graduate in	
	1959	1960		1959	1960
<u>Social Science:</u> (where not included in Arts or Social Service)			U. de Montréal (estimate for 1960)	78	90
U. Laval (Bachelor)	29	37	U. Laval	47	66
Master	23	-	Queen's Theological Coll.	10	10
U. de Montréal (Bachelor)	16	-	Huron Coll.	14	8
Total (Bachelor and Master)	68	37	Knox Coll.	17	17
			McMaster U.	18	18
			St. Michael's Coll.	27	36
<u>Social Work:</u> (figures for Bachelor's or Master's degree as noted)			Trinity Coll.	13	10
Maritime School of Social Work (Master)	7	15	U. d'Ottawa	49	46
McGill U. (Master)	30	30	Regis Coll.	11	10
U. de Montréal (Master)	24	15	Victoria U. (Ont.) (estimate)	30	30
U. Laval (Bachelor)	13	21	Waterloo Coll.	7	6
Master	21	-	Wycliffe College	11	9
St. Patrick's College (Master)	16	22	Grand Sémin. de Saint-Boniface	15	17
U. of Toronto (Bachelor)	67	-	St. John's Coll.	3	6
Master	15	-	United Coll.	7	12
U. of Manitoba (Bachelor)	40	-	Emmanuel Coll. (Sask.)	9	10
Master	12	-	Luther Theological Sem.	9	9
U. of British Columbia (Bachelor)	55	-	St. Andrew's Coll.	15	8
Master	20	-	St. Chad's Coll.	3	1
Total	320	103	U. of Alberta	17	-
Bachelor	175	21	St. Stephen's Coll.	14	8
Master	145	82	Anglican Theological Coll.	5	8
			Sem. of Christ the King (B.C.)	1	2
			Union Coll. of B.C.	7	9
			Total (19)	508	508
			Protestant institutions	189	232
			Roman Catholic institutions(19)	319	276
<u>Theology:</u>			<u>Veterinary Science:</u>		
Acadia U.	9	5	U. de Montréal	20	31
Holy Heart Seminary	14	9	Ontario Veterinary Coll.	48	44
Pine Hill Divinity Hall	25	24	Total	68	75
U. of King's Coll.	5	3			
Bishop's U.	6	7			
McGill U.	12	14			

- In certain faculties graduate enrolment, as well as undergraduate, is included. Unless this is specified, all figures refer to undergraduate only (i.e. those studying for first degrees or equivalent diplomas in a particular field).
- See Part III for 1958 and 1959 honours graduates in certain specialized fields of Pure Science and Social Science. Note that several institutions include Pure Science enrolment in Arts.
- See also enrolment in Philosophy and/or Social Science for other Arts graduates.
- 13 (59) and 22 (60) reported separately in Secretarial Science.
- Includes enrolment in affiliated classical colleges.
- Includes Holy Redeemer College.
- Includes Pure Science.
- The Canadian Services Colleges at St-Jean (Qué) and Royal Roads (B.C.) give the equivalent of the first two years of the Royal Military College (Ont.) curriculum. Students who then receive the R.M.C. diploma after two additional years may obtain a Bachelor's degree at another institution after a further year of study.
- Includes University College enrolment only.
- Includes Essex College.
- See Parts IV and V for graduates in specialized fields of Engineering and for distribution of total Engineering enrolment by graduating year.
- Also included in 1957 in Agriculture.
- See also Forest Engineering enrolment reported in Part IV.
- Also included in Forest Engineering in Part IV.
- Includes 38 (59) and 28 (60) from the U. of Sopron (Hungary) at the U. of British Columbia.
- Due to a change in the law course at Osgoode Hall, two classes will graduate in 1960. Included are 205 from the old four-year course and 210 from the new LL.B. course.
- Radiologic Technology at Mt. St. Vincent College.
- Excluding 437 (59) and 428 (60) at Laval and an estimated 550 (59) and 575 (60) at Montréal in hospital schools of nursing.
- Several other Roman Catholic seminaries prepare students for ordination, but do not grant degrees.



FULL-TIME UNDERGRADUATE ENROLMENT AT CANADIAN UNIVERSITIES AND COLLEGES, BY
GRADUATING YEAR, AS REPORTED AT NOVEMBER 1, 1958

Prepared in the Higher Education Section, Education Division, Dominion Bureau
of Statistics, for distribution by the Executive and Professional Division,
National Employment Service, Unemployment Insurance Commission


PART III: HONOURS ARTS AND PURE SCIENCE STUDENTS TO GRADUATE IN 1959 AND 1960 WITH
HONOURS BACHELOR'S DEGREES IN CERTAIN FIELDS OF PURE SCIENCE AND SOCIAL SCIENCE

NOTE: As some institutions did not report any honours graduates for 1960 due to some honours enrolment being only in the final undergraduate year, it should be borne in mind that the class of 1960, when it does graduate, should be somewhat higher in several of the fields enumerated below.

Institution	Bacteriology		Biochemistry		Biology		Botany		Chemistry		Chemistry & Physics		Economics (1)	
	59	60	59	60	59	60	59	60	59	60	59	60	59	60
Memorial U.	-	-	-	-	-	2	-	-	-	1	-	-	-	-
Acadia U. (2)	-	-	-	-	-	-	-	-	3	-	-	-	-	-
Dalhousie U.	-	-	-	-	-	1	-	-	3	3	-	-	-	-
U. of King's Coll.	-	-	-	-	-	-	-	-	1	-	-	-	-	-
St. Francis Xavier U.	-	-	-	-	-	-	-	-	3	2	1	-	-	-
Mount Allison U.	-	-	-	-	-	4	-	-	2	3	-	-	-	-
U. of New Brunswick (2)	-	-	-	-	3	-	-	-	1	-	-	-	(7)	(7)
Bishop's U.	-	-	-	-	-	-	-	-	-	-	2	-	1	1
U. Laval (3)	-	-	-	-	3	-	-	-	6	10	-	-	-	-
McGill U.	1	1	7	12	1	-	-	1	11	11	-	-	16	10
U. de Montréal	-	-	5	-	10	-	-	-	46	-	-	-	4	-
Assumption U. of Windsor	-	-	-	-	-	-	-	-	-	2	-	-	-	1
Carleton U.	-	-	-	-	1	-	-	-	-	-	-	-	-	-
McMaster U.	-	-	2	2	2	2	-	-	5	7	2	6	1	-
Queen's U.	-	-	-	1	7	4	(4)	-	8	2	5	5	3	2
Royal Military Coll. (5)	-	-	-	-	-	-	-	-	-	-	-	1	-	1
U. d'Ottawa	-	-	4	2	5	5	-	-	6	4	-	-	(7)	(7)
U. of Toronto (6)	-	-	5	4	2	3	-	-	3	6	2	5	(7)	(7)
St. Michael's Coll.	-	-	-	-	-	-	-	-	1	1	-	2	(7)	(7)
Trinity Coll.	-	-	-	-	-	1	-	-	-	-	-	1	(7)	(7)
Victoria Coll.	-	-	-	-	2	1	-	-	1	1	1	1	(7)	(7)
U. of Western Ontario (6)	-	-	-	-	9	6	(4)	-	7	8	5	6	12	25
St. Peter's Sem. Coll.	-	-	-	-	-	-	-	-	-	-	-	-	-	1
U. of Manitoba	-	-	-	-	-	-	-	1	9	4	-	-	-	-
U. of Saskatchewan	-	-	-	-	1	3	-	-	3	4	-	-	5	4
St. Thomas More Coll.	-	-	-	-	-	-	-	-	1	-	-	-	-	-
U. of Alberta	-	-	-	5	2	-	-	-	5	4	-	-	1	2
U. of British Columbia	5	6	-	6	-	3	1	-	11	26	1	2	4	10
Total	6	7	23	32	48	35	2	1	136	99	19	29	47	57

Institution	Geography		Geology		Mathematics		Maths & Physics		Physics		Physics & Geology		Political Science(8)	
	59	60	59	60	59	60	59	60	59	60	59	60	59	60
Memorial U.	-	-	-	-	-	-	-	-	-	1	-	-	-	-
Acadia U. (2)	-	-	1	-	-	-	-	-	3	-	-	-	-	-
Dalhousie U.	-	-	1	-	-	3	-	-	2	-	-	-	-	-
U. of King's Coll.	-	-	-	-	-	-	-	-	-	1	-	-	-	-
St. Francis Xavier U.	-	-	1	2	2	-	-	-	1	3	-	-	-	-
Mount Allison U.	-	-	3	1	3	4	-	-	-	4	-	-	-	-
U. of New Brunswick (2)	-	-	4	-	1	-	-	1	-	-	-	-	5	6
Bishop's U.	-	-	-	-	-	-	-	2	2	-	-	-	-	-
U. Laval (3)	-	-	3	1	2	1	-	-	6	6	-	-	-	-
McGill U.	6	2	8	7	3	10	8	10	-	1	4	3	(9)	-
U. de Montréal	26	-	10	-	13	-	-	-	16	-	-	-	-	-
Assumption U. of Windsor	-	-	-	-	3	-	-	-	-	-	-	-	-	-
Carleton U.	-	-	-	-	1	1	-	-	1	1	-	-	-	-
McMaster U.	7	4	6	4	4	5	1	6	8	7	-	-	-	-
Queen's U.	-	-	11	15	2	4	8	1	5	8	-	-	6	5
Royal Military Coll. (5)	-	-	-	-	-	-	-	2	-	-	-	-	-	-
U. d'Ottawa	2	2	-	-	2	-	-	-	6	9	-	-	22	38
U. of Toronto (6)	1	4	2	2	(10)	(10)	14	30	(10)	(10)	5	2	12	25
St. Michael's Coll.	1	2	1	-	(10)	(10)	1	3	(10)	(10)	2	-	3	1
Trinity Coll.	-	2	2	-	(10)	(10)	4	2	(10)	(10)	-	-	4	9
Victoria Coll.	1	1	4	3	(10)	(10)	6	15	(10)	(10)	-	2	9	16
U. of Western Ontario (6)	5	1	4	11	5	10	-	-	5	19	3	1	(9)	-
St. Peter's Sem. Coll.	1	-	-	-	-	-	-	-	-	-	-	-	-	-
U. of Manitoba	-	-	5	3	-	1	1	11	1	-	-	-	3	1
U. of Saskatchewan	-	-	2	-	2	3	-	-	3	5	-	-	(9)	-
St. Thomas More Coll.	-	-	-	-	-	-	-	1	-	-	-	-	-	-
U. of Alberta	-	-	6	8	2	4	-	-	5	8	-	2	1	-
U. of British Columbia	1	4	10	25	4	7	9	28	5	7	-	-	5	5
Total	51	22	84	82	49	53	54	112	67	80	14	10	70	106

- See footnotes on reverse.



FULL-TIME UNDERGRADUATE ENROLMENT AT CANADIAN UNIVERSITIES AND COLLEGES,
BY GRADUATING YEAR, AS REPORTED AT NOVEMBER 1, 1958

Prepared in the Higher Education Section, Education Division, Dominion Bureau
of Statistics, for distribution by the Executive and Professional Division,
National Employment Service, Unemployment Insurance Commission.

PART IV: ENGINEERING STUDENTS TO GRADUATE IN 1958 and 1959 WITH BACHELOR'S DEGREE


		Nova Scotia Tech. Coll.	Dalhousie U.	U. of New Brunswick	Université Laval	McGill U.	U. de Montréal (1)	U. de Sherbrooke	Queen's U.	U. d'Ottawa	Royal Military Coll. (2)	U. of Toronto	Ontario Agric. Coll. (3)	U. of Western Ontario	U. of Manitoba	U. of Saskatchewan	U. of Alberta	U. of British Columbia	TOTAL
Aeronautical (4)	59	-	-	-	-	-	-	-	-	-	-	(5)	-	-	-	-	-	-	-
	60	-	-	-	-	-	-	-	-	-	-	(5)	-	-	-	-	-	-	-
Agricultural	59	-	-	-	-	-	-	-	-	-	-	-	-	-	-	7	-	-	7
	60	-	-	-	-	-	-	-	-	-	-	-	-	-	8	-	-	-	8
Chemical (1)	59	9	-	-	6	36	-	-	41	12	-	63	-	-	-	11	38	16	232
	60	18	-	-	13	26	-	-	37	10	12	48	-	-	-	26	51	18	259
Civil	59	38	-	54	24	63	46	22	42	-	-	88	-	-	46	59	59	41	582
	60	54	-	55	44	87	69	25	33	17	23	94	7	-	58	80	75	39	760
Electrical (1)	59	37	-	13	15	67	-	-	42	11	-	67	-	-	43	18	35	53	401
	60	58	-	28	14	60	38	-	48	16	27	101	-	-	39	42	60	57	588
Engineering Physics	59	-	2	-	10	10	-	-	20	-	-	64	-	-	5	19	6	28	164
	60	-	1	-	4	21	9	-	14	-	3	80	-	-	3	10	13	29	189
Engineering and Business	59	-	-	-	-	-	-	-	-	-	-	43	-	-	-	-	-	-	43
	60	-	-	-	-	-	-	-	-	-	-	35	-	-	-	-	-	-	35
Forest (6)	59	-	-	-	34	-	-	-	-	-	-	-	-	-	-	-	-	1	35
	60	-	-	-	46	-	-	-	-	-	-	-	-	-	-	-	-	1	47
Geological (1)	59	-	-	-	3	-	-	-	10	-	-	15	-	-	6	7	-	12	53
	60	-	-	-	1	-	1	-	12	-	-	25	-	-	4	19	-	7	69
Mechanical (1)	59	24	-	18	15	48	63	-	40	-	-	104	-	-	43	48	-	52	455
	60	28	-	31	15	63	33	-	46	-	24	66	12	-	49	49	19	38	473
Metallurgical (1)	59	1	-	-	3	6	10	-	6	-	-	7	-	-	-	-	7	16	56
	60	4	-	-	4	7	14	-	13	-	-	12	-	-	-	-	2	12	68
Mining (1)	59	6	-	-	8	3	4	-	11	-	-	20	-	-	-	-	7	5	64
	60	4	-	-	-	5	8	-	8	-	-	21	-	-	-	-	4	8	58
Petroleum	59	-	-	-	-	-	-	-	-	-	-	-	-	-	-	4	23	-	27
	60	-	-	-	-	-	-	-	-	-	-	-	-	-	(7)	21	-	-	21
General and Other (8)	59	-	-	-	-	6	-	-	7	-	-	-	-	10	-	-	-	-	23
	60	-	-	-	-	9	-	-	1	-	-	-	-	25	-	-	-	-	35
TOTAL	1959	115	2	85	118	239	123	22	219	23	-	471	-	10	143	173	175	224	2,142
	1960	166	1	114	141	278	172	25	212	43	89	482	19	25	153	234	245	209	2,608

1. Prior to the 1958-59 academic year, Chemical and Metallurgical Engineering, Mechanical and Electrical Engineering, and Mining and Geological Engineering were combined at the Université de Montréal. They are now reported separately.
2. These students, who will receive a R.M.C. diploma in 1959, can obtain a Bachelor's degree in one more year at another institution.
3. The Agricultural Engineering option, taken in the last two years of the B. Sc. in Agriculture course, gives entry into the final (fourth) year of the Civil or Mechanical courses at the University of Toronto.
4. The Provincial Institute of Technology and Art, Calgary, Alberta, gives a three-year course in Aeronautical Engineering - 13 (59), 18 (60); the Ryerson Institute of Technology, Toronto, Ontario, gives a three-year course in Aeronautical Technology - 9 (59), 25 (60); and the Hamilton Institute of Technology, Hamilton, Ontario, and the Western Ontario Institute of Technology, Windsor, Ontario, have begun three-year courses in Aeronautical Technology.
5. Graduates in 1959 and subsequent years at the University of Toronto will receive the Bachelor of Applied Science degree in Engineering Physics, and will then take a Master of Applied Science degree in Aeronautical Engineering and Aerophysics.
6. See also Forestry enrolment in Part II.
7. Not known.
8. McGill - Applied Mechanical Engineering: 4 (59) and 6 (60), Mechanical Sciences: 1 (59) and 3 (60), Metallurgical Sciences: 1 (59); Queen's - Chemistry: 7 (59) and 1 (60); Western Ontario - General Engineering 10 (59) and 25 (60).



Institution	Psychology		Sociology		Zoology		General Science		Other (11)	
	59	60	59	60	59	60	59	60	59	60
Memorial U.	-	-	-	-	-	-	-	-	-	-
Acadia U. (2)	-	-	-	-	-	-	-	-	-	-
Dalhousie U.	-	-	-	-	-	-	-	-	-	-
U. of King's Coll.	-	-	-	-	-	-	-	-	-	-
St. Francis Xavier U.	-	-	-	-	-	-	-	-	-	-
Mount Allison U.	4	1	-	-	-	-	-	-	-	-
U. of New Brunswick (2)	-	2	-	-	-	-	-	-	2	-
Bishop's U.	-	-	-	-	-	-	-	-	2	3
U. Laval (3)	-	-	-	-	-	-	-	-	-	-
McGill U.	8	15	1	3	1	-	-	-	11	5
U. de Montréal	27	-	5	-	-	-	-	-	-	-
Assumption U. of Windsor	-	-	-	-	-	-	-	-	-	-
Carleton U.	-	-	-	-	2	-	-	-	-	-
McMaster U.	3	5	-	-	-	-	-	1	3	5
Queen's U.	9	2	-	-	(4)	-	-	-	1	-
Royal Military Coll. (5)	-	-	-	-	-	-	-	-	-	-
U. d'Ottawa	-	-	-	-	-	-	-	-	-	-
U. of Toronto (6)	20	14	7	7	-	-	-	-	-	4
St. Michael's Coll.	-	3	-	-	-	-	-	-	1	-
Trinity Coll.	-	-	-	-	-	-	-	-	-	2
Victoria Coll.	10	7	-	-	-	-	-	-	-	-
U. of Western Ontario (6)	4	3	(9)	-	(4)	-	-	-	-	-
St. Peter's Sem. Coll.	-	-	-	-	-	-	-	-	-	-
U. of Manitoba	-	-	4	-	3	-	-	-	1	3
U. of Saskatchewan	2	-	-	-	-	-	-	-	-	-
St. Thomas More Coll.	-	-	-	-	-	-	-	-	-	-
U. of Alberta	1	2	-	-	1	2	-	-	-	-
U. of British Columbia	9	9	3	3	3	12	-	-	-	3
Total	97	63	20	13	10	14	-	1	21	25

1. See also Political Science.
2. Students not registered in honours Science until final year.
3. No information received on Social Science by specialty. - 29 (59), 37 (60) reported.
4. Included in Biology.
5. Students receive R.M.C. diploma in 1959 - can obtain Bachelor's degree in one more year at another institution.
6. Excluding enrolment in affiliated colleges below.
7. Included in Political Science.
8. See also Economics.
9. Included in Economics.
10. Included in Maths and Physics.
11. U. of New Brunswick - 1 (59) in Chemistry and Mathematics, 1 (59) in Anthropology. Sociology and Psychology;
 Bishop's U. - 2 (59), 3 (60) in Biology and Chemistry;
 McGill U. - 6 (59), 4 (60) in Physiology, 2 (59), 1 (60) in Genetics, 1 (59) in Economics and Physiology, 2 (59) in Physics and Physiology;
 McMaster U. - 2 (59) in Geology and Chemistry, 1 (59), 5 (60) in Metallurgical Science;
 Queen's U. - 1 (59) in Physiology;
 U. of Toronto - 4 (60) in Food Chemistry;
 St. Michael's Coll. - 1 (59) in Food Chemistry);
 Trinity Coll. - 1 (60) in Physics and Biochemistry;
 U. of Manitoba - 1 (59), 2 (60) in Microbiology, 1 (60) in Actuarial Mathematics;
 U. of British Columbia - 3 (60) in Physiology and Genetics.



FULL-TIME UNDERGRADUATE ENROLMENT AT CANADIAN UNIVERSITIES AND COLLEGES,
BY GRADUATING YEAR, AS REPORTED AT NOVEMBER 1, 1958

Prepared in the Higher Education Section, Education Division, Dominion Bureau
of Statistics, for distribution by the Executive and Professional Division,
National Employment Service, Unemployment Insurance Commission

PART V: TOTAL ENGINEERING ENROLMENT BY INSTITUTION

Institution	Class due to graduate in						Total
	1959	1960	1961	1962	1963	1964	
<u>Engineering and Applied Science:</u>							
Memorial U. of Newfoundland	-	-	21	15	38	64	138
Prince of Wales Coll.	-	-	-	-	7	-	7
St. Dunstan's U.	-	-	9	21	26	-	56
Acadia U.	-	-	50	44	46	-	140
Dalhousie U.	2	1	26	59	67	-	155
Nova Scotia Technical Coll.	115	166	-	-	-	-	281
Saint Francis Xavier U.	-	-	76	88	92	-	256
Saint Mary's U.	-	-	22	27	49	-	98
Mount Allison U.	-	-	62	73	78	12	225
St. Thomas Coll. (N.B.)	-	-	-	-	14	-	14
U. of New Brunswick	85	114	132	154	140	-	625
U. Saint-Joseph	-	-	-	20	34	-	54
McGill U.	239	278	281	384	296	-	1,478
Sir George Williams Coll.	-	-	-	18	26	-	44
U. de Montréal	123	172	214	347	-	-	856
U. de Sherbrooke	22	25	42	69	65	69	292
U. Laval (1)	118	141	229	291	364	-	1,143
Assumption U. of Windsor	-	-	35	48	13	-	96
Carleton U.	-	-	29	36	-	-	65
Lakehead Coll. (estimate)	-	-	-	45	-	-	45
McMaster U.	-	-	41	50	-	-	91
Queen's U.	219	212	254	309	-	-	994
Royal Military Coll. (2)	-	89	114	33	49	-	285
U. d'Ottawa	23	43	66	47	-	-	179
U. de Sudbury	-	-	-	28	-	-	28
U. of Toronto	471	482	503	538	-	-	1,994
Ontario Agricultural Coll. (3)	-	19	19	-	-	-	38
U. of Western Ontario	10	25	44	79	-	-	158
Waterloo Coll. (4)	-	-	-	65	240	300	605
U. of Manitoba	143	153	236	313	-	-	845
U. of Saskatchewan	173	234	295	367	-	-	1,069
U. of Alberta	175	245	359	455	-	-	1,234
Mount Royal Coll.	-	-	31	41	-	-	72
Can. Services Coll. (B.C.) (2)	-	-	-	52	89	-	141
U. of British Columbia	224	209	268	373	-	-	1,074
Victoria Coll. (B.C.)	-	-	-	-	90	-	90
Total	2,142	2,608	3,458	4,489	1,823	445	14,965

- (1) Some science enrolment is included in the classes due to graduate in 1961, 1962, and 1963.
- (2) The Canadian Services Colleges at St-Jean (Qué.) and Royal Roads (B.C.) give the equivalent of the first two years of the Royal Military College (Ont.) curriculum. Students who then receive the R.M.C. diploma, after two additional years at R.M.C., may obtain a Bachelor's degree at another institution after a further year of study.
- (3) Agricultural Engineering option, taken in last two years of B. Sc. in Agriculture course, gives entry into final year of the Civil or Mechanical courses at Toronto. These O.A.C. students are also included in the 1959 and 1960 graduating years in Agriculture reported in Part II.
- (4) Co-operative Applied Science course commenced operation in July 1957.



103
FULL-TIME UNDERGRADUATE(I) ENROLMENT AT CANADIAN UNIVERSITIES AND COLLEGES, BY
GRADUATING YEAR, AS REPORTED AT NOVEMBER 1, 1957

Prepared in the Higher Education Section, Education Division, Dominion Bureau
of Statistics, for distribution by the Executive and Professional Division,
National Employment Service, Unemployment Insurance Commission.



PART I: INTRODUCTION

This report should not be considered as giving actual graduation figures for 1958 and 1959. It is a preliminary statement, for distribution early in the academic year, to indicate the probable supply of graduates that may be leaving the universities and colleges in the specific years mentioned.

Throughout, the figures are actual or tentative registration figures for the number of full-time students enrolled in the various institutions at November 1, 1957, and do not take into account possible failures or withdrawals nor estimates of the number expected to graduate in 1958 and 1959. For this reason they should be regarded as approximate. This caution also applies to the interpretation of the various totals for faculties or subjects. Figures for the parent institutions include enrolment in them only. Those for affiliates are given separately unless otherwise specified.

The following is a list of the names and addresses of the institutions included in Parts II to V. In these sections the names have been abbreviated but if any two names are similar, the name of the province in which the institution is located is indicated. Affiliated institutions are indented under the name of the parent institution when they are located in the same province. The names of the institutions appear in the language used as the medium of instruction.

Newfoundland:

Memorial University of Newfoundland, St. John's.

Prince Edward Island:

Prince of Wales College, Charlottetown.
St. Dunstan's College, Charlottetown.

Nova Scotia:

Acadia University, Wolfville.
Collège Sainte-Anne, Church Point. (Bilingual).
Dalhousie University, Halifax.
Pine Hill Divinity Hall, Halifax.
University of King's college, Halifax.
Holy Heart Seminary, Halifax.
Maritime School of Social Work, Halifax.
Mount Saint Vincent College, Halifax.
Nova Scotia Technical College, Halifax.
St. Francis Xavier University, Antigonish.
St. Mary's University, Halifax.


New Brunswick:

Mount Allison University, Sackville.
St. Thomas College, Chatham.
Université du Sacré-Coeur, Bathurst.
University of New Brunswick, Fredericton.
Université saint-Louis, Edmundston.
Université Saint-Joseph, Université Saint-Joseph. (Bilingual).

Quebec:

Bishop's University, Lennoxville.
Ecole des Beaux-Arts, 3450, rue Saint-Urbain, Montréal.
McGill University, Montréal.
Sir George Williams College, Montreal.
Université de Montréal.
Université de Sherbrooke, Sherbrooke.
Université Laval, Québec.

(1) In certain faculties graduate enrolment, as well as undergraduate, is included. Unless this is specified, all figures refer to undergraduate only (i.e. those studying for first degrees, or equivalent diplomas, in a particular field).



Ontario:

Assumption University of Windsor, Windsor.
 Canadian Memorial Chiropractic College, Toronto.
 Carleton University, Ottawa.
 College of Optometry of Ontario, Toronto.
 Jesuit Seminary (College of Christ the King), Toronto.
 Lakehead College of Arts, Science and Technology, Port Arthur.
 McMaster University, Hamilton.
 Ontario College of Art, Toronto.
 Osgoode Hall Law School, Toronto.
 Queen's University, Kingston.
 Queen's Theological College, Kingston.
 Royal Military College, Kingston.
 Université d'Ottawa, Ottawa. (Bilingual).
 Collège Bruyère, Ottawa.
 Collège Classique de Cornwall, Cornwall.
 Notre Dame College, Ottawa. (Bilingual).
 Petit Séminaire d'Ottawa, Chemin Carson, Quarries.
 St. Jerome's College, Kitchener.
 St. Patrick's College, Ottawa.
 Université de Sudbury, Sudbury.
 University of Toronto, Toronto.
 Knox College, Toronto.
 Ontario Agricultural College, Guelph.
 Ontario Veterinary College, Guelph.
 St. Michael's College, Toronto.
 Trinity College, Toronto.
 Victoria University (Victoria College and Emmanuel College), Toronto.
 Wycliffe College, Toronto.
 University of Western Ontario, London.
 Huron College, London.
 St. Peter's Seminary and Christ the King College, London.
 Ursuline College of Arts, London.
 Waterloo College, Waterloo.

Manitoba:

Grand Séminaire de Saint-Boniface, Saint-Boniface.
 University of Manitoba, Fort Garry, Winnipeg.
 Brandon College, Brandon.
 Collège de Saint-Boniface, Saint-Boniface.
 Manitoba Law School, Winnipeg.
 St. John's College, Winnipeg.
 St. Paul's College, Winnipeg.
 United College, Winnipeg.

Saskatchewan:

Collège Catholique de Gravelbourg, Gravelbourg.
 Notre Dame College, Wilcox.
 Saint Thomas College, North Battleford.
 Scolasticat du Sacré-Coeur, Lebret.
 University of Saskatchewan, Saskatoon.
 Emmanuel College, Saskatoon.
 Luther Theological Seminary, 212 Wiggins Ave., Saskatoon.
 Lutheran College and Seminary, Saskatoon.
 St. Andrew's College, Saskatoon.
 St. Chad's College, Regina.
 St. Thomas More College, Saskatoon.

Alberta:


Collège Saint-Jean, Edmonton.
 University of Alberta, Edmonton.
 Mount Royal College, Calgary.
 St. Joseph's College, Edmonton.
 St. Stephen's College, Edmonton.

British Columbia:

Canadian Services College, Royal Roads, Victoria.
 Seminary of Christ the King, Mission City.
 University of British Columbia, Vancouver.
 Anglican Theological College of British Columbia, Vancouver.
 Union College of British Columbia, Vancouver.
 Victoria College, Victoria.

Arts
 Memo
 St.
 Acad
 Col
 Dalh
 U.
 Mt.
 St.
 St.
 Moun
 St.
 U. d
 U. S
 U. S
 U. o
 Bish
 McGi
 Sir
 U. d
 U. d
 U. L
 Assu
 Carle
 McMas
 Queer
 Royal
 U. d
 Col
 Col
 Not
 Pet
 St.
 St.
 U. de
 U. of
 H
 St.
 H
 Tri
 H
 Vic
 H

See f




FULL-TIME UNDERGRADUATE (1) ENROLMENT AT CANADIAN UNIVERSITIES AND COLLEGES,
BY GRADUATING YEAR, AS REPORTED AT NOVEMBER 1, 1957

Prepared in the Higher Education Section, Education Division, Dominion Bureau
of Statistics, for distribution by the Executive and Professional Division,
National Employment Service, Unemployment Insurance Commission.

PART II: STUDENTS TO GRADUATE IN 1958 AND 1959 BY FACULTY AND INSTITUTION


Faculty and institution	Class due to graduate in		Faculty and institution	Class due to graduate in	
	1958	1959		1958	1959
Arts: (2, 3)			Arts (concluded): (2, 3)		
Memorial U.	5	13	U. of Western Ontario (3, 5)	173	181
Honours courses	1	1	Honours courses	38	65
St. Dunstan's Coll.	24	17	Huron Coll.	20	42
Acadia U.	42	59	Honours courses	1	2
Honours courses	1	2	St. Peter's Coll. (Ont.) (3, 5)	22	20
Coll. Sainte-Anne (estimate)	12	15	Honours courses	1	1
Dalhousie U.	54	55	Ursuline Coll. of Arts	15	23
Honours courses	11	-	Honours courses	1	2
U. of King's Coll.	15	15	Waterloo Coll.	43	69
Honours courses	3	2	Honours courses	10	8
Mt. St. Vincent Coll.	7	11	U. of Manitoba	127	276
St. Francis Xavier U.	79	91	Honours courses	10	10
St. Mary's U.	18	19	Brandon Coll.	12	15
Honours courses	-	3	Coll. de Saint-Boniface	13	14
Mount Allison U. (4)	87	94	St. John's Coll.	14	8
Honours courses	8	10	St. Paul's Coll.	24	28
St. Thomas Coll. (N.B.)	6	15	United Coll. (7)	75	98
U. du Sacré-Coeur (N.B.)	17	26	Honours courses	-	5
U. Saint-Joseph	28	18	Coll. Cath. de Gravelbourg	8	8
U. Saint-Louis	29	39	Notre Dame Coll. (Sask.)	18	15
U. of New Brunswick	36	35	Scolasticat du Sacré-Coeur (Sask.)	6	12
Honours courses	10	18	U. of Saskatchewan (7)	156	215
Bishop's U.	48	55	Honours courses	14	-
Honours courses	4	6	St. Thomas More Coll.	24	40
McGill U.	183	161	Honours courses	1	2
Honours courses	37	54	Coll. St-Jean (Alta.)	3	15
Sir Geo. Williams Coll.	66	78	U. of Alberta	110	123
Evening class students	101	126	Honours courses	15	26
U. de Montréal (5)	668	878	Sem. of Christ the King (B.C.)	1	1
Honours (including lettres)	101	119	Honours courses	-	1
U. de Sherbrooke	40	69	U. of British Columbia	222	307
U. Laval (3, 7)	753	872	Honours courses	32	43
Honours (including lettres)	39	62	Total	5,371	6,501
Assumption U. of Windsor	73	109	General and pass	4,518	5,481
Honours courses	2	4	Honours (2)	853	1,020
Carleton U.	41	64	Pure Science: (2)		
Honours courses	5	1	Memorial U.	21	16
McMaster U.	87	82	Honours courses	3	-
Honours courses	20	38	St. Dunstan's Coll.	5	7
Queen's U. (7)	161	130	Acadia U.	26	43
Honours courses	43	61	Honours courses	11	-
Royal Military Coll. (8)	-	4	Dalhousie U.	37	65
Honours courses	-	23	Honours courses	8	-
U. d'Ottawa (3, 5)	45	60	U. of King's Coll.	2	4
Honours courses	82	44	Honours courses	2	1
Coll. Bruyère	9	9	Mount St. Vincent Coll.	8	1
Coll. Class. de Cornwall	7	7	St. Francis Xavier U.	45	61
Notre Dame Coll. (Ont.)	10	4	Honours courses	3	-
Petit Sémin. d'Ottawa	49	75	St. Mary's U.	8	10
St. Jerome's Coll.	5	8	Mount Allison U.	39	41
St. Patrick's Coll.	23	15	Honours courses	11	10
U. de Sudbury	37	30	U. Saint-Joseph	1	10
U. of Toronto (7, 9)	195	209	U. of New Brunswick	19	40
Honours courses	179	220	Honours courses	4	-
St. Michael's Coll. (7)	134	115	Bishop's U.	12	17
Honours courses	19	31	Honours courses	2	3
Trinity Coll. (7)	54	91	McGill U.	106	148
Honours courses	43	58	Honours courses	58	77
Victoria Coll. (Ont.) (7)	184	198	Sir Geo. Williams Coll.	28	48
Honours courses	122	98	Evening class students	100	108

See footnotes at end of table.




Faculty and institution	Class due to graduate in		Faculty and institution	Class due to graduate in	
	1958	1959		1958	1959
Pure Science (concluded): (2)			Chiropractic:		
U. de Montréal	31	36	Canadian Memorial		
Honours courses	60	71	Chiropractic Coll.	39	35
U. Laval (Honours)	14	16			
Assumption U. of Windsor (10)	31	27	Commerce and Business		
Honours courses	-	2	Administration: (figures are for		
Carleton U.	25	32	pass or general courses unless		
Honours courses	1	1	otherwise stated)		
McMaster U.	16	41	Memorial U.	2	1
Honours courses	35	57	St. Dunstan's Coll.	3	8
Queen's U. (Honours)	18	40	Dalhousie U.	24	33
Royal Military Coll. (5) (Honours)	-	5	St. Francis Xavier U.	34	33
U. d'Ottawa	1	1	St. Mary's U.	6	12
Honours courses	6	13	Mount Allison U.	15	17
St. Patrick's Coll.	11	8	Honours courses	2	2
Honours courses	-	1	U. of New Brunswick	16	30
U. of Toronto (Honours) (9)	31	40	U. Saint-Joseph	6	13
St. Michael's Coll.	26	41	U. Saint-Louis	-	-
Honours courses	10	7	McGill U.	76	88
Trinity Coll. (Honours)	4	8	Honours courses	1	3
U. of Western Ontario	22	26	Sir George Williams Coll.	42	56
Honours courses	15	35	Evening class students	135	126
Ursuline Coll. (Honours)	1	-	U. de Montréal	30	46
U. of Manitoba	129	194	Honours courses	30	38
Honours courses	16	20	U. Laval	119	126
Brandon Coll.	19	28	U. de Sherbrooke	-	32
U. of Saskatchewan (Honours)	12	15	Assumption U. of Windsor (10)	33	43
St. Thomas More Coll.	20	30	Honours courses	-	1
Honours courses	1	2	Carleton U.	17	20
U. of Alberta	112	200	McMaster U.	11	20
Honours courses	15	17	Honours courses	6	4
U. of British Columbia	93	143	Queen's U. (Honours)	30	22
Honours courses	36	79	Royal Military Coll. (Hon.) (8)	-	4
Total	1,370	1,946	U. d'Ottawa	27	40
General and pass	993	1,426	St. Jerome's Coll.	2	-
Honours courses (2)	377	520	St. Patrick's Coll.	11	11
Total Arts and Pure Science	6,741	8,447	U. of Toronto (Honours) (9)	17	14
General and pass	5,511	6,907	St. Michael's Coll. (Honours)	4	5
Honours courses (2)	1,230	1,540	Trinity Coll. (Honours)	9	11
			Victoria Coll. (Ont.) (Hon.)	24	36
Agriculture:			U. of Western Ontario (Hon.)	65	113
McGill U.	59	61	Ursuline Coll. of Arts	1	-
U. de Montréal	17	13	U. of Manitoba	21	22
U. Laval	6	9	Honours courses	3	3
Ont. Agricultural Coll.	94	118	U. of Saskatchewan	37	62
U. of Manitoba	23	29	U. of Alberta	44	41
U. of Saskatchewan	29	28	U. of British Columbia	111	131
U. of Alberta	23	29			
U. of British Columbia	40	34	Total	1,014	1,267
Total	291	321	General and pass	823	1,011
			Honours courses	191	256
Architecture:					
Ecole des Beaux-Arts	21	13	Dentistry: (figures are for Doctor		
McGill U.	25	26	of Dental Science course unless		
U. of Toronto	33	39	otherwise stated)		
U. of Manitoba	19	23	Dalhousie U.	15	14
U. of British Columbia	8	15	McGill U.	35	38
Total	106	116	U. de Montréal	54	43
			Dental Nursing	3	-
Canon Law:			U. of Toronto	76	74
U. d'Ottawa	1	5	B. Sc. (Dentistry)	4	-
			Dental Hygiene	14	10
Child Study:			U. of Alberta	30	25
U. of Toronto	16	-	Total	231	204
			D. D. S.	210	194
			B. Sc. (Dentistry)	4	-
			Dental Hygiene	14	10
			Dental Nursing	3	-

See footnotes at end of table.




Faculty and institution	Class due to graduate in		Faculty and institution	Class due to graduate in	
	1958	1959		1958	1959
Education: (figures are for Bachelor of Education course unless otherwise stated)			Forestry: (13)		
Memorial U.	30	66	U. of New Brunswick	19	27
Diploma	4	-	U. Laval (14)	19	35
Acadia U.	26	25	U. of Toronto	21	15
Diploma courses	4	5	U. of British Columbia	20	30
Dalhousie U.	28	-	Total	79	107
Diploma courses	6	3			
Mount St. Vincent Coll.	9	-	Household Science:		
Diploma courses	2	-	Acadia U.	14	9
St. Francis Xavier U.	18	-	Mount St. Vincent Coll.	-	3
Diploma courses	13	-	St. Francis Xavier U.	6	8
St. Mary's U.	5	-	Mount Allison U.	11	13
Mount Allison U.	10	-	McGill U.	23	26
Diploma courses	2	2	U. de Montréal (estimate)	50	50
U. of New Brunswick	4	-	U. Laval	35	23
U. Saint-Joseph	9	-	U. d'Ottawa	-	4
Bishop's U. (Diploma)	10	10	U. of Toronto	6	8
McGill U.	9	6	Ont. Agricultural Coll.	30	40
Diploma courses	331	-	U. of Western Ontario	5	6
U. de Montréal	180	200	Ursuline Coll. of Arts	4	3
U. de Sherbrooke	17	65	U. of Manitoba	36	31
U. Laval	63	62	U. of Saskatchewan	14	8
U. of Toronto	150	-	U. of Alberta	25	25
Diploma courses	312	-	U. of British Columbia	37	35
U. of Manitoba	125	-	Total	296	292
Bachelor of Pedagogy	70	-			
Diploma courses	4	-	Hygiene and Public Health:		
Brandon Coll.	5	-	U. de Montréal	77	-
Diploma courses	73	-			
U. of Saskatchewan	66	68	Interior Design:		
Diploma courses	17	-	U. of Manitoba	9	16
U. of Alberta	91	97			
Diploma courses	529	-	Journalism:		
U. of British Columbia	50	125	Mount St. Vincent Coll.	1	2
Victoria Coll. (B.C.) (Dipl.)	174	70	U. of King's Coll.	2	3
Total	2,446	804	Carleton Coll.	16	10
Bachelor of Education	895	714	U. of Western Ontario	7	6
Bachelor of Pedagogy	70	-	Total	26	21
Diploma courses	1,481	90			
			Law:		
Engineering and Applied Science: (11)			Dalhousie U.	50	54
Dalhousie U.	-	5	U. of New Brunswick	11	8
Nova Scotia Tech. Coll.	127	149	McGill U.	35	64
U. of New Brunswick	83	96	U. de Montréal	98	71
McGill U.	277	285	U. de Sherbrooke	12	5
U. Laval	140	140	U. Laval	66	56
U. de Montréal	125	130	Osgoode Hall Law School	243	251
U. de Sherbrooke	-	24	U. d'Ottawa	23	27
Queen's U.	231	221	U. of Toronto	32	36
Royal Military Coll.	-	94	Manitoba Law School	34	39
U. d'Ottawa	3	13	U. of Saskatchewan	32	37
U. of Toronto	482	455	U. of Alberta	20	32
Ont. Agricultural Coll. (12)	-	22	U. of British Columbia	72	83
U. of Western Ontario	12	11	Total	728	763
U. of Manitoba	132	147			
U. of Saskatchewan	160	199	Library Science: (figures are for Bachelor's degree courses unless otherwise specified)		
U. of Alberta	161	194	McGill U.	34	-
U. of British Columbia	210	246	U. Laval	20	-
Total	2,143	2,432	U. d'Ottawa	3	6
			U. of Toronto	40	-
			Total	97	6
Fine and Applied Arts:					
Mount Allison U.	12	7			
Ontario Coll. of Art (Est.)	65	85			
U. of Toronto	9	10			
U. of Manitoba	8	19			
Total	94	121			
Fisheries:					
U. Laval	3	1			

See footnotes at end of table.




Faculty and institution	Class due to graduate in		Faculty and institution	Class due to graduate in	
	1958	1959		1958	1959
Medical Technology:			Nursing (concluded):		
U. Laval	42	41	U. of British Columbia	42	31
U. de Montréal	32	39	Diploma courses	67	75
Total	74	80	Total (15)	963	392
Medicine: (figures are for M.D. degree unless otherwise stated)			B. Sc. in Nursing		
Dalhousie U.	56	52	B. Education in Nursing		
McGill U.	111	107	Diploma courses (15)		
U. de Montréal	110	114			
U. Laval	122	122			
Queen's U.	46	58			
U. d'Ottawa	42	59			
B. Sc. (Medicine)	2	9			
U. of Toronto	123	147			
U. of Western Ontario	57	54			
U. of Manitoba	45	60			
U. of Saskatchewan	38	36			
U. of Alberta	45	58			
U. of British Columbia	47	49			
Total	844	925			
M. D. course	842	916			
B. Sc. (Medicine)	2	9			
Music:			Optometry:		
Dalhousie U.	1	-	U. de Montréal (estimate)	26	17
Mount St. Vincent Coll.	-	1	Coll. of Optometry of Ont.	9	8
Mount Allison U.	9	3	Total	35	25
McGill U.	9	18			
U. de Montréal	30	16			
U. Laval	6	9			
U. of Toronto	30	40			
U. of Western Ontario	5	12			
Ursuline Coll. of Arts	1	-			
Total	91	99			
Nursing: (figures are for B. Sc. in Nursing unless otherwise stated)			Pharmacy:		
Dalhousie U.	2	3	Dalhousie U.	11	13
Diploma courses	26	-	U. de Montréal	42	66
Mount Saint Vincent Coll.	7	2	U. Laval	16	19
St. Francis Xavier U. (Diploma)	2	-	U. of Toronto	81	95
St. Thomas Coll. (N.B.)	6	-	U. of Manitoba	20	23
McGill U.	27	-	U. of Saskatchewan	19	28
Diploma courses	65	-	U. of Alberta	41	41
U. de Montréal (15)	-	-	U. of British Columbia	41	43
U. Laval (15)	-	-	Total	271	328
Assumption U. of Windsor (10)	4	-			
Diploma courses	15	-			
McMaster U.	10	10			
B. Education in Nursing	2	1			
Queen's U.	4	15			
Diploma courses	16	-			
U. d'Ottawa	45	32			
Diploma courses	27	37			
U. of Toronto	35	31			
Diploma courses	158	-			
U. of Western Ontario	16	-			
Diploma courses	113	-			
U. of Manitoba (Diploma)	27	-			
U. of Saskatchewan	16	22			
Diploma courses	65	42			
U. of Alberta	29	27			
Diploma courses	137	64			
			Philosophy:		
			U. de Montréal	22	-
			U. Laval	9	9
			Jesuit Seminary	12	6
			U. d'Ottawa	115	74
			U. of Western Ontario	3	-
			St. Peter's Seminary (Ont.)	26	23
			Grand Sémode Saint-Boniface	3	5
			St. Thomas Coll. (Sask.) (est.)	2	8
			St. Joseph's Coll. (Alta.) (est.)	15	20
			Total	207	145
			Physical and Health Education:		
			McGill U.	21	6
			McMaster U.	7	-
			Queen's U.	12	18
			U. d'Ottawa	1	5
			U. of Toronto	26	41
			U. of Western Ontario	12	11
			U. of Alberta	16	22
			U. of British Columbia	23	25
			Total	118	128
			Physiotherapy and Occupational Therapy: (figures otherwise stated)		
			McGill U.	10	16
			Diploma courses	48	40
			U. de Montréal	32	39
			U. of Toronto	59	64
			U. of Alberta	16	30
			Total	165	189
			Degree courses	117	149
			Diploma courses	48	40



Faculty and institution	Class due to graduate in		Faculty and institution	Class due to graduate in	
	1958	1959		1958	1959
Medical Technology:			Nursing (concluded):		
U. Laval	42	41	U. of British Columbia	42	31
U. de Montréal	32	39	Diploma courses	67	75
Total	74	80	Total (15)	963	392
Medicine: (figures are for M.D. degree unless otherwise stated)			B. Sc. in Nursing	243	173
Dalhousie U.	56	52	B. Education in Nursing	2	1
McGill U.	111	107	Diploma courses (15)	718	218
U. de Montréal	110	114	Optometry:		
U. Laval	122	122	U. de Montréal (estimate)	26	17
Queen's U.	46	58	Coll. of Optometry of Ont.	9	8
U. d'Ottawa	42	59	Total	35	25
B. Sc. (Medicine)	2	9	Pharmacy:		
U. of Toronto	123	147	Dalhousie U.	11	13
U. of Western Ontario	57	54	U. de Montréal	42	66
U. of Manitoba	45	60	U. Laval	16	19
U. of Saskatchewan	38	36	U. of Toronto	81	95
U. of Alberta	45	58	U. of Manitoba	20	23
U. of British Columbia	47	49	U. of Saskatchewan	19	28
Total	844	925	U. of Alberta	41	41
M. D. course	842	916	U. of British Columbia	41	43
B. Sc. (Medicine)	2	9	Total	271	328
Music:			Philosophy:		
Dalhousie U.	1	-	U. de Montréal	22	-
Mount St. Vincent Coll.	-	1	U. Laval	9	9
Mount Allison U.	9	3	Jesuit Seminary	12	6
McGill U.	9	18	U. d'Ottawa	115	74
U. de Montréal	30	16	U. of Western Ontario	3	-
U. Laval	6	9	St. Peter's Seminary (Ont.)	26	23
U. of Toronto	30	40	Grand Sémode Saint-Boniface	3	5
U. of Western Ontario	5	12	St. Thomas Coll. (Sask.) (est.)	2	8
Ursuline Coll. of Arts	1	-	St. Joseph's Coll. (Alta.) (est.)	15	20
Total	91	99	Total	207	145
Nursing: (figures are for B. Sc. in Nursing unless otherwise stated)			Physical and Health Education:		
Dalhousie U.	2	3	McGill U.	21	6
Diploma courses	26	-	McMaster U.	7	-
Mount Saint Vincent Coll.	7	2	Queen's U.	12	18
St. Francis Xavier U. (Diploma)	2	-	U. d'Ottawa	1	5
St. Thomas Coll. (N.B.)	6	-	U. of Toronto	26	41
McGill U.	27	-	U. of Western Ontario	12	11
Diploma courses	65	-	U. of Alberta	16	22
U. de Montréal (15)	-	-	U. of British Columbia	23	25
U. Laval (15)	-	-	Total	118	128
Assumption U. of Windsor (10)	4	-	Physiotherapy and Occupational Therapy: (figures otherwise stated)		
Diploma courses	15	-	McGill U.	10	16
McMaster U.	10	10	Diploma courses	48	40
B. Education in Nursing	2	1	U. de Montréal	32	39
Queen's U.	4	15	U. of Toronto	59	64
Diploma courses	16	-	U. of Alberta	16	30
U. d'Ottawa	45	32	Total	165	189
Diploma courses	27	37	Degree courses	117	149
U. of Toronto	35	31	Diploma courses	48	40
Diploma courses	158	-			
U. of Western Ontario	16	-			
Diploma courses	113	-			
U. of Manitoba (Diploma)	27	-			
U. of Saskatchewan	16	22			
Diploma courses	65	42			
U. of Alberta	29	27			
Diploma courses	137	64			

See footnotes at end of table.



Faculty and institution	Class due to graduate in		Faculty and institution	Class due to graduate in	
	1958	1959		1958	1959
<u>Secretarial Science:</u>			<u>Theology (concluded):</u>		
Acadia U.	11	17	Pine Hill Divinity Hall	20	26
Mount St. Vincent Coll.	4	11	U. of King's Coll.	7	3
Mount Allison U.	11	13	Bishop's U.	5	6
U. of Western Ontario	21	25	McGill U.	9	13
Ursuline Coll. of Arts	4	2	U. de Montréal (estimate)	95	100
Waterloo Coll.	7	3	U. Laval	79	49
Total	58	71	Queen's Theological Coll.	13	11
<u>Social Science: (where not included in Arts or Social Service)</u>			Huron Coll.	13	13
U. Laval (Bachelor)	28	31	Jesuit Seminary	7	11
Master	11	-	Knox Coll.	15	17
Total	39	31	McMaster U.	18	19
<u>Social Work: (figures for Bachelor's or Master's degree as noted)</u>			St. Michael's Coll.	32	30
Maritime School of Social Work (Master)	9	13	Trinity Coll.	19	14
McGill U. (Master)	30	44	U. d'Ottawa	27	38
U. de Montréal (Master) (16)	40	51	Victoria U. (Ont.)	28	31
U. Laval (Bachelor)	21	14	U. of Western Ontario	-	4
Master	17	-	Wycliffe College	11	12
St. Patrick's College (Master)	23	18	Grand Sém. de Saint-Boniface	24	14
U. of Toronto (Bachelor)	49	-	St. John's Coll.	4	4
Master	29	-	United Coll.	11	8
U. of Manitoba (Bachelor)	28	-	Emmanuel Coll.	9	11
Master	17	-	Luther Theological Sem.	5	4
U. of British Columbia (Bachelor)	48	-	Lutheran Coll. and Sem.	8	4
Master	21	-	St. Andrew's Coll.	5	13
Total	332	140	St. Chad's Coll.	-	5
			U. of Alberta	17	-
			St. Stephen's Coll.	6	14
			Anglican Theological Coll.	7	5
			Sem. of Christ the King	1	1
			Union Coll. of B.C.	6	11
			Total	529	511
<u>Theology:</u>			<u>Veterinary Science:</u>		
Acadia U.	8	5	U. de Montréal	17	20
Holy Heart Seminary	20	15	Ontario Veterinary Coll.	52	52
			Total	69	72

- In certain faculties graduate enrolment, as well as undergraduate, is included. Unless this is specified, all figures refer to undergraduate only (i.e. those studying for first degrees or equivalent diplomas in a particular field).
- See Part III for 1958 and 1959 honours graduates in certain specialized fields of Pure Science and Social Science. Note that several institutions include Pure Science enrolment in Arts.
- See also enrolment in Philosophy and Social Science for Arts graduates.
- 11 (58) and 13 (59) also included in Secretarial Science.
- See also enrolment in Philosophy.
- See also enrolment in Social Science.
- Includes Pure Science.
- The Canadian Services Colleges at St-Jean (Qué) and Royal Roads (B.C.) give the equivalent of the first two years of the Royal Military College (Ont.) curriculum. Students who then receive the R.M.C. diploma after two additional years may obtain a Bachelor's degree at another institution after a further year of study.
- Includes University College enrolment only.
- Includes Essex College.
- See Parts IV and V for graduates in specialized fields of Engineering and for distribution of total Engineering enrolment by graduating year.
- Also included in 1957 in Agriculture.
- See also Forest Engineering enrolment reported in Part IV.
- Also included in Forest Engineering in Part IV.
- Excluding 381 (58) and 505 (59) at Laval and an estimated 550 (58) and 575 (59) at Montréal in hospital schools of nursing.
- Includes Social Science.



FULL-TIME UNDERGRADUATE ENROLMENT AT CANADIAN UNIVERSITIES AND COLLEGES, BY
GRADUATING YEAR, AS REPORTED AT NOVEMBER 1, 1957


Prepared in the Higher Education Section, Education Division, Dominion Bureau
of Statistics, for distribution by the Executive and Professional Division,
National Employment Service, Unemployment Insurance Commission

PART III: HONOURS ARTS AND PURE SCIENCE STUDENTS TO GRADUATE IN 1958 AND 1959 WITH
HONOURS BACHELOR'S DEGREES IN CERTAIN FIELDS OF PURE SCIENCE AND SOCIAL SCIENCE

Institution	Bacteriology		Biochemistry		Biology		Botany		Chemistry		Chemistry & Physics		Economics (1)	
	58	59	58	59	58	59	58	59	58	59	58	59	58	59
Memorial U.	-	-	-	-	2	-	-	-	-	-	-	-	-	-
Acadia U. (2)	-	-	-	-	5	-	-	-	3	-	-	-	-	-
Dalhousie U.	-	-	-	-	3	-	-	-	2	4	-	-	1	-
St. Francis Xavier U. (2)	-	-	-	-	-	-	-	-	2	-	-	-	-	-
Mount Allison U.	-	-	-	-	-	1	1	-	6	1	-	-	-	-
U. of New Brunswick (2)	-	-	-	-	1	-	-	-	-	-	-	-	-	-
Bishop's U.	-	-	-	-	-	-	-	-	-	-	1	1	-	-
U. Laval (3)	-	-	-	-	3	3	-	-	4	5	-	-	-	-
McGill U.	1	1	7	11	2	1	1	-	5	15	-	-	6	10
U. de Montréal	-	-	7	4	7	6	-	-	19	29	-	-	-	-
Carleton U.	-	-	-	-	-	-	-	-	-	-	-	-	-	-
McMaster U.	-	-	2	3	1	4	-	-	6	10	2	3	-	1
Queen's U.	-	-	1	3	1	7	(4)	-	5	9	1	4	4	3
Royal Military Coll. (5)	-	-	-	-	-	-	-	-	-	1	-	-	-	-
U. d'Ottawa	-	-	1	2	2	1	-	-	1	4	-	-	(7)	-
St. Patrick's Coll.	-	-	-	-	-	-	-	-	-	1	-	-	-	-
U. of Toronto (6)	-	-	4	8	4	1	(4)	-	7	4	1	2	(7)	-
St. Michael's Coll.	-	-	-	-	-	-	-	-	3	1	-	-	1	2
Trinity Coll.	-	-	-	1	-	-	-	-	-	-	-	-	(7)	-
Victoria Coll.	-	-	2	-	1	3	-	-	-	1	2	1	(7)	-
U. of Western Ontario(6)	-	-	-	-	-	11	(4)	-	4	7	1	5	7	11
St. Peter's Sem. Coll.	-	-	-	-	-	-	-	-	-	-	-	-	-	-
Ursuline Coll. of Arts	-	-	-	-	1	-	-	-	-	-	-	-	-	-
U. of Manitoba	-	-	-	-	-	-	-	-	3	10	-	-	-	-
U. of Saskatchewan	-	-	-	1	2	-	-	-	4	5	-	-	1	-
U. of Alberta	-	-	-	-	1	2	-	-	8	6	-	-	2	7
U. of British Columbia	1	7	2	2	-	-	-	1	10	12	1	2	2	2
Total	2	8	26	35	36	40	2	1	92	125	9	18	24	36


Institution	Geography		Geology		Mathematics		Maths & Physics		Physics		Physics & Geology		Political Science(8)	
	58	59	58	59	58	59	58	59	58	59	58	59	58	59
Memorial U.	-	-	-	-	-	-	-	-	1	-	-	-	-	-
Acadia U. (2)	-	-	2	-	-	-	-	-	1	-	-	-	-	-
Dalhousie U.	-	-	1	1	1	-	-	-	1	3	-	-	1	-
St. Francis Xavier U. (2)	-	-	-	-	-	-	-	-	1	-	-	-	-	-
Mount Allison U.	-	-	2	3	-	4	-	-	2	1	-	-	-	-
U. of New Brunswick (2)	-	-	-	-	-	-	1	-	-	-	-	-	-	-
Bishop's U.	-	-	-	-	-	-	-	1	-	-	-	-	-	-
U. Laval (3)	-	-	-	-	4	2	-	-	2	6	-	-	-	-
McGill U.	2	4	6	6	5	7	9	-	2	2	1	4	(9)	-
U. de Montréal	8	8	11	11	9	5	-	-	7	16	-	-	-	-
Carleton U.	-	-	-	-	-	-	-	-	1	-	-	-	-	-
McMaster U.	6	7	6	9	7	4	1	1	3	13	-	-	-	-
Queen's U.	-	-	6	9	1	4	4	5	4	7	-	-	5	5
Royal Military Coll. (5)	-	-	-	-	-	-	-	3	-	1	-	-	-	1
U. d'Ottawa	-	-	-	-	-	3	-	-	2	3	-	-	25	34
St. Patrick's Coll.	-	-	-	-	-	-	-	-	-	-	-	-	-	-
U. of Toronto (6)	-	4	-	4	(10)	-	17	17	(10)	-	5	2	2	13
St. Michael's Coll.	-	1	-	1	-	-	1	1	-	-	-	2	3	2
Trinity Coll.	1	1	-	1	-	-	3	5	-	-	-	-	10	4
Victoria Coll.	3	1	-	4	-	-	2	7	-	-	-	-	12	8
U. of Western Ontario(6)	2	6	4	4	4	8	-	-	4	5	-	-	(9)	-
St. Peter's Sem. Coll.	-	1	-	-	-	-	-	-	-	-	-	-	-	-
Ursuline Coll. of Arts	-	-	-	-	-	-	-	-	-	-	-	-	-	-
U. of Manitoba	-	-	4	6	-	-	6	2	1	1	-	-	-	-
U. of Saskatchewan	-	-	2	2	2	3	1	-	1	3	-	-	-	1
U. of Alberta	-	-	2	7	-	4	-	-	3	6	1	-	-	-
U. of British Columbia	1	1	1	8	3	13	6	25	2	2	-	-	3	3
Total	23	34	47	76	36	57	51	67	38	69	2	11	61	71

- See footnotes on reverse.



Institution	Psychology (12)		Sociology		Zoology		General Science		Other (11)	
	58	59	58	59	58	59	58	59	58	59
Memorial U.	-	-	-	-	-	-	-	-	-	-
Acadia U. (2)	-	-	-	-	-	-	-	-	-	-
Dalhousie U.	3	-	-	-	-	-	-	-	-	-
St. Francis Xavier U. (2)	-	-	-	-	-	-	-	-	-	-
Mount Allison U.	-	3	-	-	-	-	-	-	-	-
U. of New Brunswick (2)	-	-	-	-	-	-	-	-	-	-
Bishop's U.	-	-	-	-	-	-	-	-	1	1
U. Laval (3)	-	-	-	-	-	-	1	-	-	-
McGill U.	10	12	4	7	-	2	-	-	3	5
U. de Montréal	17	17	-	-	-	-	-	-	-	-
Carleton U.	-	-	-	-	-	1	-	-	-	-
McMaster U.	1	3	-	-	-	-	-	-	-	4
Queen's U.	5	8	-	-	(4)	-	-	-	1	-
Royal Military Coll. (5)	-	-	-	-	-	-	-	-	-	-
U. d' Ottawa (12)	57	10	-	-	-	-	1	1	-	-
St. Patrick's Coll.	-	-	-	-	-	-	-	-	-	-
U. of Toronto (6)	7	17	4	8	(4)	-	-	-	1	1
St. Michael's Coll.	2	-	-	-	-	-	-	-	-	-
Trinity Coll.	3	4	-	-	-	-	-	-	-	-
Victoria Coll.	11	12	-	-	-	-	-	-	1	-
U. of Western Ontario (6)	4	6	(9)	-	1	(4)	-	-	1	2
St. Peter's Sem. Coll.	-	-	-	-	-	-	-	-	-	-
Ursuline Coll. of Arts	-	-	-	-	-	-	-	-	-	-
U. of Manitoba	-	-	-	-	1	1	-	-	-	-
U. of Saskatchewan	1	1	-	-	-	-	-	-	3	4
U. of Alberta	4	1	-	-	-	1	-	-	-	-
U. of British Columbia	5	12	1	-	9	6	-	-	1	-
Total	130	106	9	15	11	11	2	1	12	17

1. See also Political Science.
2. Students not registered in honours Science until final year.
3. No information received on Social Science by specialty. - 28 (58), 31 (59) reported.
4. Included in Biology.
5. Students receive R.M.C. diploma in 1958 - can obtain Bachelor's degree in one more year at another institution.
6. Excluding enrolment in affiliated colleges below.
7. Included in Political Science.
8. See also Economics.
9. Included in Economics.
10. Included in Maths and Physics.
11. Bishop's U. - 1 (58), 1 (59) in Biology and Chemistry;
 McGill U. - 2 (58), 3 (59) in Physiology, 1 (58), 2 (59) in Genetics;
 McMaster U. - 3 (59) in Geology and Chemistry; 1 (59) in Metallurgical Science;
 Queen's U. - 1 (58) in Physiology;
 U. of Toronto - 1 (58), 1 (59) in Food Chemistry;
 Victoria Coll. - 1 (58) in Food Chemistry;
 U. of Western Ontario - 1 (58), 2 (59) in Geophysics;
 U. of Saskatchewan - 1 (58) in Political Science and History, 2 (58), 2 (59) in Economics and Political Science, 1 (59) in Economics and History, 1 (59) in Biology and Chemistry;
 U. of British Columbia - 1 (58) in Physiology.
12. Psychology-Education at Université d'Ottawa.




FULL-TIME UNDERGRADUATE ENROLMENT AT CANADIAN UNIVERSITIES AND COLLEGES,
BY GRADUATING YEAR, AS REPORTED AT NOVEMBER 1, 1957

Prepared in the Higher Education Section, Education Division, Dominion Bureau
of Statistics, for distribution by the Executive and Professional Division,
National Employment Service, Unemployment Insurance Commission.

PART IV: ENGINEERING STUDENTS TO GRADUATE IN 1958 and 1959 WITH BACHELOR'S DEGREE

Course and graduating year		Nova Scotia Tech. Coll.	Dalhousie U.	U. of New Brunswick	Université Laval	McGill U.	U. de Montréal	U. de Sherbrooke	Queen's U.	U. d'Ottawa	Royal Military Coll. (1)	U. of Toronto	Ontario Agric. Coll. (2)	U. of Western Ontario	U. of Manitoba	U. of Saskatchewan	U. of Alberta	U. of British Columbia	TOTAL
Aeronautical (3)	58	-	-	-	-	-	-	-	-	-	-	11	-	-	-	-	-	-	11
	59	-	-	-	-	-	-	-	-	-	-	(4)	-	-	-	-	-	-	(4)
Agricultural	58	-	-	-	-	-	-	-	-	-	-	-	-	-	-	1	-	-	1
	59	-	-	-	-	-	-	-	-	-	-	-	-	-	-	8	-	-	8
Chemical (5)	58	17	-	-	13	36	(5)	-	39	3	-	75	-	-	-	27	48	22	280
	59	11	-	-	6	46	(5)	-	39	6	10	62	-	-	-	10	41	16	247
Civil	58	40	-	45	34	60	42	-	56	-	-	81	-	-	36	41	52	28	515
	59	52	-	58	27	69	45	24	41	-	29	77	9	-	51	72	60	48	662
Electrical (6)	58	41	-	20	26	76	55	-	36	-	-	74	-	-	34	17	27	50	456
	59	48	-	14	25	74	68	-	41	7	31	65	-	-	43	20	47	56	539
Engineering Physics	58	-	-	-	6	14	-	-	14	-	-	51	-	-	3	12	7	25	132
	59	-	5	-	10	15	-	-	18	-	5	67	-	-	5	20	7	32	184
Engineering and Business	58	-	-	-	-	-	-	-	-	-	-	60	-	-	-	-	-	-	60
	59	-	-	-	-	-	-	-	-	-	-	50	-	-	-	-	-	-	50
Forest (7)	58	-	-	-	19	-	-	-	-	-	-	-	-	-	-	-	-	5	24
	59	-	-	-	35	-	-	-	-	-	-	-	-	-	-	-	-	1	36
Geological	58	-	-	-	5	-	-	-	11	-	-	9	-	-	3	15	-	11	54
	59	-	-	-	5	-	-	-	12	-	-	15	-	-	6	14	-	14	66
Mechanical (6)	58	28	-	18	16	71	(6)	-	55	-	-	94	-	-	56	45	-	57	440
	59	29	-	24	16	62	(6)	-	44	-	19	88	13	-	42	55	-	59	451
Metallurgical	58	-	-	-	6	7	16	-	7	-	-	11	-	-	-	-	2	11	60
	59	2	-	-	4	10	11	-	7	-	-	7	-	-	-	-	7	16	64
Mining (8)	58	1	-	-	8	11	12	-	12	-	-	16	-	-	-	-	9	1	70
	59	7	-	-	8	5	6	-	13	-	-	24	-	-	-	-	8	5	76
Petroleum	58	-	-	-	-	-	-	-	-	-	-	-	-	-	-	2	16	-	18
	59	-	-	-	-	-	-	-	-	-	-	-	-	-	(9)	24	-	-	24
General and Other (10)	58	-	-	-	7	2	-	-	1	-	-	-	-	12	-	-	-	-	22
	59	-	-	-	4	4	-	-	6	-	-	-	-	11	-	-	-	-	25
TOTAL	1958	127	-	83	140	277	125	-	231	3	-	482	-	12	132	160	161	210	2,143
	1959	149	5	96	140	285	130	24	221	13	94	455	22	11	147	199	194	247	2,432

1. These students, receiving a R.M.C. diploma in 1958, can obtain a Bachelor's degree in one more at another institution.
2. Agricultural Engineering option, taken in last two years of B. Sc. in Agriculture course, gives entry into the final year of the Civil or Mechanical courses at the University of Toronto.
3. The Provincial Institute of Technology and Art, Calgary, Alberta, gives a three year course in Aeronautical Engineering - 17 (58), 12 (59); and the Ryerson Institute of Technology, Toronto, Ontario, began a three year course in Aeronautical Technology in 1957.
4. Graduates in 1959 and subsequent years will receive the Bachelor of Applied Science degree in Engineering Physics, and will then take a Master of Applied Science degree in Aeronautical Engineering and Aerophysics.
5. At Montréal, also qualifies as Metallurgical.
6. At Montréal, Mechanical and Electrical are combined.
7. See also Forestry enrolment reported in Part II.
8. At Montréal, also qualifies as Geological.
9. Not known.
10. Laval - General, McGill - Applied Mechanics, Queen's - Chemistry, Western Ontario - General.




FULL-TIME UNDERGRADUATE ENROLMENT AT CANADIAN UNIVERSITIES AND COLLEGES,
BY GRADUATING YEAR, AS REPORTED AT NOVEMBER 1, 1957

Prepared in the Higher Education Section, Education Division, Dominion Bureau
of Statistics, for distribution by the Executive and Professional Division,
National Employment Service, Unemployment Insurance Commission

PART V: TOTAL ENGINEERING ENROLMENT BY INSTITUTION

Institution	Class due to graduate in						Total
	1958	1959	1960	1961	1962	1963	
Engineering and Applied Science:							
Memorial U. of Newfoundland	-	-	24	43	86	-	153
Prince of Wales Coll.	-	-	-	-	18	-	18
St. Dunstan's Coll.	-	-	5	18	29	-	52
Acadia U.	-	-	43	59	65	-	167
Dalhousie U.	-	5	37	54	81	-	177
Nova Scotia Technical Coll.	127	149	-	-	-	-	276
Saint Francis Xavier U.	-	-	79	88	89	-	256
Saint Mary's U.	-	-	26	30	43	-	99
Mount Allison U.	-	-	62	70	117	-	249
St. Thomas Coll. (N.B.)	-	-	-	-	10	-	10
U. of New Brunswick	83	96	131	170	195	-	675
U. Saint-Joseph	-	-	-	-	45	-	45
McGill U.	277	285	283	416	420	-	1,681
Sir George Williams Coll.	-	-	-	28	-	-	28
U. de Montréal	125	130	176	234	278	-	943
U. de Sherbrooke	-	24	20	51	74	65	234
U. Laval	140	140	165	279	289	-	1,013
Assumption U. of Windsor	-	-	-	58	36	-	94
Carleton U.	-	-	35	38	-	-	73
Lakehead Coll.	-	-	-	44	-	-	44
McMaster U.	-	-	-	47	-	-	47
Queen's U.	231	221	231	312	-	-	995
Royal Military Coll. (1)	-	94	111	54	62	-	321
U. d'Ottawa	3	13	37	87	57	-	197
U. of Toronto	482	455	527	683	-	-	2,147
Ontario Agricultural Coll. (2)	-	22	24	-	-	-	46
U. of Western Ontario	12	11	42	51	-	-	116
Waterloo Coll. (3)	-	-	-	-	-	124	124
U. of Manitoba	132	147	170	362	-	-	811
U. of Saskatchewan	160	199	281	462	-	-	1,102
U. of Alberta	161	194	297	476	-	-	1,128
Mount Royal Coll. (est.)	-	-	20	60	-	-	80
Can. Services Coll. (B.C.) (1)	-	-	-	82	84	-	166
U. of British Columbia	210	247	225	475	-	-	1,157
Victoria Coll. (B.C.)	-	-	-	-	101	-	101
Total	2,143	2,432	3,051	4,831	2,179	189	14,825

- (1) The Canadian Services Colleges at St-Jean (Qué.) and Royal Roads (B.C.) give the equivalent of the first two years of the Royal Military College (Ont.) curriculum. Students who then receive the R.M.C. diploma, after two additional years at R.M.C., may obtain a Bachelor's degree at another institution after a further year of study.
- (2) Agricultural Engineering option, taken in last two years of B. Sc. in Agriculture course, gives entry into final year of the Civil or Mechanical courses at Toronto. These O.A.C. students are also included in the 1958 and 1959 graduating years in Agriculture reported in Part II.
- (3) Co-operative Applied Science course commenced operation in July 1957 with first graduates expected in 1963.




FULL-TIME ENROLMENT¹ AT CERTAIN CANADIAN TECHNICAL INSTITUTES,
BY GRADUATING YEAR, AS REPORTED AT NOVEMBER 1, 1957.

Prepared in the Higher Education Section, Education Division, Dominion Bureau
of Statistics, for distribution by the Executive and Professional Division,
National Employment Service, Unemployment Insurance Commission.

Institution and course	Length of course in years	Enrolment in class due to graduate in		
		1958	1959	1960
Eastern Ontario Institute of Technology, Ottawa, Ont.:				
Electrical Technology (2)	3	-	-	10
Electronic Technology (2)	3	-	-	62
Mechanical Technology (2)	3	-	-	27
Hamilton Institute of Technology, Hamilton, Ont.:				
Electrical and Electronic Technology	3	-	-	68
Mechanical Technology	3	-	-	21
Textiles Technology - Chemistry and Dyeing	3	3	2) 8
Textiles Technology - Manufacturing	3	7	2	
Lakehead College of Arts, Science and Technology, Port Arthur, Ont.:				
Chemical Technology	2	-	5	-
Engineering Technology	2	-	15	-
Forest Technology	2	4	11	-
Mining Technology	2	5	10	-
Provincial Institute of Mining, Haileybury, Ont.:				
Mining Technology	2	48	60	-
Ryerson Institute of Technology, Toronto, Ont.:				
(a) Engineering Technology Courses:				
Aeronautical Technology (2)	3	-	-	13
Architectural Technology	3	35	39	57
Electrical Technology	3	35	43	33
Electronic Technology	3	86	88	179
Gas Technology (2)	3	-	-	-
Instrument Technology	3	7	6	9
Chemical Technology	3	10	9	18
Mechanical Technology	3	23	41	40
Metallurgical Technology	3	16	16	23
(b) Other Courses:				
Business Administration	3	23	27	77
Secretarial Science	3	7	3	7
Fashion	3	12	7	13
Furniture and Interior Design	3	7	10	11
Journalism	3	7	12	10
Printing Management	3	6	6	29
Medical Laboratory Technology	2	7	2	-
Pre-School Education	2	18	20	-
Home Economics	3	22	17	25
Hotel, Resort and Restaurant Administration	3	12	11	19
Photographic Arts	3	6	12	13
Radio and Television Arts	3	21	36	63
Merchandising Administration	3	22	20	44

See footnotes on reverse.


OVER



Institution and course	Length of course in years	Enrolment in class due to graduate in		
		1958	1959	1960
Provincial Institute of Technology and Art, Calgary, Alta.:				
Aeronautical Engineering	3	17	12	35
Aircraft Maintenance Technology	2	-	9	-
Architectural Drafting Technology	2	9	25	-
Automotive Service Engineering	2	17	30	-
Construction Technology	2	5	9	-
Drafting Technology	2	4	30	-
Industrial Electrical Technology	2	18	30	-
Industrial Laboratory Technology	2	13	42	-
Land Surveying Technology	2	26	30	-
Mechanical Technology	2	-	11	-
Radio and Electronic Technology	2	30	54	-

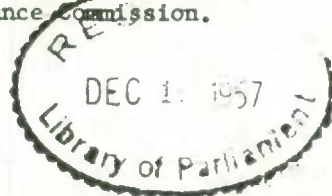
¹ The courses included are those which are at least of junior college level (i.e. courses which are completed when the students have reached a level of schooling, in years, at least two years beyond the level of junior matriculation).

(2) Course begun in 1957.



103
FULL-TIME UNDERGRADUATE(I) ENROLMENT AT CANADIAN UNIVERSITIES AND COLLEGES, BY
GRADUATING YEAR, AS REPORTED AT NOVEMBER 1, 1957

Prepared in the Higher Education Section, Education Division, Dominion Bureau
of Statistics, for distribution by the Executive and Professional Division,
National Employment Service, Unemployment Insurance Commission.



PART I: INTRODUCTION

This report should not be considered as giving actual graduation figures for 1958 and 1959. It is a preliminary statement, for distribution early in the academic year, to indicate the probable supply of graduates that may be leaving the universities and colleges in the specific years mentioned.

Throughout, the figures are actual or tentative registration figures for the number of full-time students enrolled in the various institutions at November 1, 1957, and do not take into account possible failures or withdrawals nor estimates of the number expected to graduate in 1958 and 1959. For this reason they should be regarded as approximate. This caution also applies to the interpretation of the various totals for faculties or subjects. Figures for the parent institutions include enrolment in them only. Those for affiliates are given separately unless otherwise specified.

The following is a list of the names and addresses of the institutions included in Parts II to V. In these sections the names have been abbreviated but if any two names are similar, the name of the province in which the institution is located is indicated. Affiliated institutions are indented under the name of the parent institution when they are located in the same province. The names of the institutions appear in the language used as the medium of instruction.

Newfoundland:

Memorial University of Newfoundland, St. John's.

Prince Edward Island:

Prince of Wales College, Charlottetown.
St. Dunstan's College, Charlottetown.

Nova Scotia:

Acadia University, Wolfville.
Collège Sainte-Anne, Church Point. (Bilingual).
Dalhousie University, Halifax.
Pine Hill Divinity Hall, Halifax.
University of King's college, Halifax.
Holy Heart Seminary, Halifax.
Maritime School of Social Work, Halifax.
Mount Saint Vincent College, Halifax.
Nova Scotia Technical College, Halifax.
St. Francis Xavier University, Antigonish.
St. Mary's University, Halifax.


New Brunswick:

Mount Allison University, Sackville.
St. Thomas College, Chatham.
Université du Sacré-Coeur, Bathurst.
University of New Brunswick, Fredericton.
Université saint-Louis, Edmundston.
Université Saint-Joseph, Université Saint-Joseph. (Bilingual).

Quebec:

Bishop's University, Lennoxville.
Ecole des Beaux-Arts, 3450, rue Saint-Urbain, Montréal.
McGill University, Montréal.
Sir George Williams College, Montreal.
Université de Montréal.
Université de Sherbrooke, Sherbrooke.
Université Laval, Québec.

(1) In certain faculties graduate enrolment, as well as undergraduate, is included. Unless this is specified, all figures refer to undergraduate only (i.e. those studying for first degrees, or equivalent diplomas, in a particular field).



Ontario:

Assumption University of Windsor, Windsor.
 Canadian Memorial Chiropractic College, Toronto.
 Carleton University, Ottawa.
 College of Optometry of Ontario, Toronto.
 Jesuit Seminary (College of Christ the King), Toronto.
 Lakehead College of Arts, Science and Technology, Port Arthur.
 McMaster University, Hamilton.
 Ontario College of Art, Toronto.
 Osgoode Hall Law School, Toronto.
 Queen's University, Kingston.
 Queen's Theological College, Kingston.
 Royal Military College, Kingston.
 Université d'Ottawa, Ottawa. (Bilingual).
 Collège Bruyère, Ottawa.
 Collège Classique de Cornwall, Cornwall.
 Notre Dame College, Ottawa. (Bilingual).
 Petit Séminaire d'Ottawa, Chemin Carson, Quarries.
 St. Jerome's College, Kitchener.
 St. Patrick's College, Ottawa.
 Université de Sudbury, Sudbury.
 University of Toronto, Toronto.
 Knox College, Toronto.
 Ontario Agricultural College, Guelph.
 Ontario Veterinary College, Guelph.
 St. Michael's College, Toronto.
 Trinity College, Toronto.
 Victoria University (Victoria College and Emmanuel College), Toronto.
 Wycliffe College, Toronto.
 University of Western Ontario, London.
 Huron College, London.
 St. Peter's Seminary and Christ the King College, London.
 Ursuline College of Arts, London.
 Waterloo College, Waterloo.

Manitoba:

Grand Séminaire de Saint-Boniface, Saint-Boniface.
 University of Manitoba, Fort Garry, Winnipeg.
 Brandon College, Brandon.
 Collège de Saint-Boniface, Saint-Boniface.
 Manitoba Law School, Winnipeg.
 St. John's College, Winnipeg.
 St. Paul's College, Winnipeg.
 United College, Winnipeg.

Saskatchewan:


Collège Catholique de Gravelbourg, Gravelbourg.
 Notre Dame College, Wilcox.
 Saint Thomas College, North Battleford.
 Scolasticat du Sacré-Coeur, Lebret.
 University of Saskatchewan, Saskatoon.
 Emmanuel College, Saskatoon.
 Luther Theological Seminary, 212 Wiggins Ave., Saskatoon.
 Lutheran College and Seminary, Saskatoon.
 St. Andrew's College, Saskatoon.
 St. Chad's College, Regina.
 St. Thomas More College, Saskatoon.

Alberta:

Collège Saint-Jean, Edmonton.
 University of Alberta, Edmonton.
 Mount Royal College, Calgary.
 St. Joseph's College, Edmonton.
 St. Stephen's College, Edmonton.

British Columbia:

Canadian Services College, Royal Roads, Victoria.
 Seminary of Christ the King, Mission City.
 University of British Columbia, Vancouver.
 Anglican Theological College of British Columbia, Vancouver.
 Union College of British Columbia, Vancouver.
 Victoria College, Victoria.




FULL-TIME UNDERGRADUATE (1) ENROLMENT AT CANADIAN UNIVERSITIES AND COLLEGES,
BY GRADUATING YEAR, AS REPORTED AT NOVEMBER 1, 1957

Prepared in the Higher Education Section, Education Division, Dominion Bureau
of Statistics, for distribution by the Executive and Professional Division,
National Employment Service, Unemployment Insurance Commission.

PART II: STUDENTS TO GRADUATE IN 1958 AND 1959 BY FACULTY AND INSTITUTION


Faculty and institution	Class due to graduate in		Faculty and institution	Class due to graduate in	
	1958	1959		1958	1959
<u>Arts: (2, 3)</u>			<u>Arts (concluded): (2, 3)</u>		
Memorial U.	5	13	U. of Western Ontario (3, 5)	173	181
Honours courses	1	1	Honours courses	38	65
St. Dunstan's Coll.	24	17	Huron Coll.	20	42
Acadia U.	42	59	Honours courses	1	2
Honours courses	1	2	St. Peter's Coll. (Ont.) (3, 5)	22	20
Coll. Sainte-Anne (estimate)	12	15	Honours courses	1	1
Dalhousie U.	54	55	Ursuline Coll. of Arts	15	23
Honours courses	11	-	Honours courses	1	2
U. of King's Coll.	15	15	Waterloo Coll.	43	69
Honours courses	3	2	Honours courses	10	8
Mt. St. Vincent Coll.	7	11	U. of Manitoba	127	276
St. Francis Xavier U.	79	91	Honours courses	10	10
St. Mary's U.	18	19	Brandon Coll.	12	15
Honours courses	-	3	Coll. de Saint-Boniface	13	14
Mount Allison U. (4)	87	94	St. John's Coll.	14	8
Honours courses	8	10	St. Paul's Coll.	24	28
St. Thomas Coll. (N.B.)	6	15	United Coll. (7)	75	98
U. du Sacré-Coeur (N.B.)	17	26	Honours courses	-	5
U. Saint-Joseph	28	18	Coll. Cath. de Gravelbourg	8	8
U. Saint-Louis	29	39	Notre Dame Coll. (Sask.)	18	15
U. of New Brunswick	36	35	Scolasticat du Sacré-Coeur (Sask.)	6	12
Honours courses	10	18	U. of Saskatchewan (7)	156	215
Bishop's U.	48	55	Honours courses	14	-
Honours courses	4	6	St. Thomas More Coll.	24	40
McGill U.	183	161	Honours courses	1	2
Honours courses	37	54	Coll. St-Jean (Alta.)	3	15
Sir Geo. Williams Coll.	66	78	U. of Alberta	110	123
Evening class students	101	126	Honours courses	15	26
U. de Montréal (5)	668	878	Sem. of Christ the King (B.C.)	1	1
Honours (including lettres)	101	119	Honours courses	-	1
U. de Sherbrooke	40	69	U. of British Columbia	222	307
U. Laval (3, 7)	753	872	Honours courses	32	43
Honours (including lettres)	39	62	<u>Total</u>	<u>5,371</u>	<u>6,501</u>
Assumption U. of Windsor	73	109	General and pass	4,518	5,481
Honours courses	2	4	Honours (2)	853	1,020
Carleton U.	41	64	<u>Pure Science: (2)</u>		
Honours courses	5	1	Memorial U.	21	16
McMaster U.	87	82	Honours courses	3	-
Honours courses	20	38	St. Dunstan's Coll.	5	7
Queen's U. (7)	161	130	Acadia U.	26	43
Honours courses	43	61	Honours courses	11	-
Royal Military Coll. (8)	-	4	Dalhousie U.	37	65
Honours courses	-	23	Honours courses	8	-
U. d'Ottawa (3, 5)	45	60	U. of King's Coll.	2	4
Honours courses	82	44	Honours courses	2	1
Coll. Bruyère	9	9	Mount St. Vincent Coll.	8	1
Coll. Class. de Cornwall	7	7	St. Francis Xavier U.	45	61
Notre Dame Coll. (Ont.)	10	4	Honours courses	3	-
Petit Sémin. d'Ottawa	49	75	St. Mary's U.	8	10
St. Jerome's Coll.	5	8	Mount Allison U.	39	41
St. Patrick's Coll.	23	15	Honours courses	11	10
U. de Sudbury	37	30	U. Saint-Joseph	1	10
U. of Toronto (7, 9)	195	209	U. of New Brunswick	19	40
Honours courses	179	220	Honours courses	4	-
St. Michael's Coll. (7)	134	115	Bishop's U.	12	17
Honours courses	19	31	Honours courses	2	3
Trinity Coll. (7)	54	91	McGill U.	106	148
Honours courses	43	58	Honours courses	58	77
Victoria Coll. (Ont.) (7)	184	198	Sir Geo. Williams Coll.	28	48
Honours courses	122	98	Evening class students	100	108

See footnotes at end of table.




Faculty and institution	Class due to graduate in		Faculty and institution	Class due to graduate in	
	1958	1959		1958	1959
Pure Science (concluded): (2)			Chiropractic:		
U. de Montréal	31	36	Canadian Memorial		
Honours courses	60	71	Chiropractic Coll.	39	35
U. Laval (Honours)	14	16			
Assumption U. of Windsor (10)	31	27			
Honours courses	-	2			
Carleton U.	25	32	Commerce and Business		
Honours courses	1	1	Administration: (figures are for		
McMaster U.	16	41	pass or general courses unless		
Honours courses	35	57	otherwise stated)		
Queen's U. (Honours)	18	40	Memorial U.	2	1
Royal Military Coll. (5) (Honours)	-	5	St. Dunstan's Coll.	3	8
U. d'Ottawa	1	1	Dalhousie U.	24	33
Honours courses	6	13	St. Francis Xavier U.	34	33
St. Patrick's Coll.	11	8	St. Mary's U.	6	12
Honours courses	-	1	Mount Allison U.	15	17
U. of Toronto (Honours) (9)	31	40	Honours courses	2	2
St. Michael's Coll.	26	41	U. of New Brunswick	16	30
Honours courses	10	7	U. Saint-Joseph	6	13
Trinity Coll. (Honours)	4	8	U. Saint-Louis	-	-
U. of Western Ontario	22	26	McGill U.	76	88
Honours courses	15	35	Honours courses	1	3
Ursuline Coll. (Honours)	1	-	Sir George Williams Coll.	42	56
U. of Manitoba	129	194	Evening class students	135	126
Honours courses	16	20	U. de Montréal	30	46
Brandon Coll.	19	28	Honours courses	30	38
U. of Saskatchewan (Honours)	12	15	U. Laval	119	126
St. Thomas More Coll.	20	30	U. de Sherbrooke	-	32
Honours courses	1	2	Assumption U. of Windsor (10)	33	43
U. of Alberta	112	200	Honours courses	-	1
Honours courses	15	17	Carleton U.	17	20
U. of British Columbia	93	143	McMaster U.	11	20
Honours courses	36	79	Honours courses	6	4
Total	1,370	1,946	Queen's U. (Honours)	30	22
General and pass	993	1,426	Royal Military Coll. (Hon.) (8)	-	4
Honours courses (2)	377	520	U. d'Ottawa	27	40
Total Arts and Pure Science	6,741	8,447	St. Jerome's Coll.	2	-
General and pass	5,511	6,907	St. Patrick's Coll.	11	11
Honours courses (2)	1,230	1,540	U. of Toronto (Honours) (9)	17	14
			St. Michael's Coll. (Honours)	4	5
			Trinity Coll. (Honours)	9	11
			Victoria Coll. (Ont.) (Hon.)	24	36
			U. of Western Ontario (Hon.)	65	113
			Ursuline Coll. of Arts	1	-
			U. of Manitoba	21	22
			Honours courses	3	3
			U. of Saskatchewan	37	62
			U. of Alberta	44	41
			U. of British Columbia	111	131
			Total	1,014	1,267
			General and pass	823	1,011
			Honours courses	191	256
			Dentistry: (figures are for Doctor		
			of Dental Science course unless		
			otherwise stated)		
			Dalhousie U.	15	14
			McGill U.	35	38
			U. de Montréal	54	43
			Dental Nursing	3	-
			U. of Toronto	76	74
			B. Sc. (Dentistry)	4	-
			Dental Hygiene	14	10
			U. of Alberta	30	25
			Total	231	204
			D. D. S.	210	194
			B. Sc. (Dentistry)	4	-
			Dental Hygiene	14	10
			Dental Nursing	3	-
Architecture:					
Ecole des Beaux-Arts	21	13			
McGill U.	25	26			
U. of Toronto	33	39			
U. of Manitoba	19	23			
U. of British Columbia	8	15			
Total	106	116			
Canon Law:					
U. d'Ottawa	1	5			
Child Study:					
U. of Toronto	16	-			

See footnotes at end of table.




Faculty and institution	Class due to graduate in		Faculty and institution	Class due to graduate in	
	1958	1959		1958	1959
Education: (figures are for Bachelor of Education course unless otherwise stated)			Forestry: (13)		
Memorial U.	30	66	U. of New Brunswick	19	27
Diploma	4	-	U. Laval (14)	19	35
Acadia U.	26	25	U. of Toronto	21	15
Diploma courses	4	5	U. of British Columbia	20	30
Dalhousie U.	28	-	Total	79	107
Diploma courses	6	3			
Mount St. Vincent Coll.	9	-	Household Science:		
Diploma courses	2	-	Acadia U.	14	9
St. Francis Xavier U.	18	-	Mount St. Vincent Coll.	-	3
Diploma courses	13	-	St. Francis Xavier U.	6	8
St. Mary's U.	5	-	Mount Allison U.	11	13
Mount Allison U.	10	-	McGill U.	23	26
Diploma courses	2	2	U. de Montréal (estimate)	50	50
U. of New Brunswick	4	-	U. Laval	35	23
U. Saint-Joseph	9	-	U. d'Ottawa	-	4
Bishop's U. (Diploma)	10	10	U. of Toronto	6	8
McGill U.	9	6	Ont. Agricultural Coll.	30	40
Diploma courses	331	-	U. of Western Ontario	5	6
U. de Montréal	180	200	Ursuline Coll. of Arts	4	3
U. de Sherbrooke	17	65	U. of Manitoba	36	31
U. Laval	63	62	U. of Saskatchewan	14	8
U. of Toronto	150	-	U. of Alberta	25	25
Diploma courses	312	-	U. of British Columbia	37	35
U. of Manitoba	125	-	Total	296	292
Bachelor of Pedagogy	70	-			
Diploma courses	4	-	Hygiene and Public Health:		
Brandon Coll.	5	-	U. de Montréal	77	-
Diploma courses	73	-			
U. of Saskatchewan	66	68	Interior Design:		
Diploma courses	17	-	U. of Manitoba	9	16
U. of Alberta	91	97			
Diploma courses	529	-	Journalism:		
U. of British Columbia	50	125	Mount St. Vincent Coll.	1	2
Victoria Coll. (B.C.) (Dipl.)	174	70	U. of King's Coll.	2	3
Total	2,446	804	Carleton Coll.	16	10
Bachelor of Education	895	714	U. of Western Ontario	7	6
Bachelor of Pedagogy	70	-	Total	26	21
Diploma courses	1,481	90			
			Law:		
Engineering and Applied Science: (11)			Dalhousie U.	50	54
Dalhousie U.	-	5	U. of New Brunswick	11	8
Nova Scotia Tech. Coll.	127	149	McGill U.	35	64
U. of New Brunswick	83	96	U. de Montréal	98	71
McGill U.	277	285	U. de Sherbrooke	12	5
U. Laval	140	140	U. Laval	66	56
U. de Montréal	125	130	Osgoode Hall Law School	243	251
U. de Sherbrooke	-	24	U. d'Ottawa	23	27
Queen's U.	231	221	U. of Toronto	32	36
Royal Military Coll.	-	94	Manitoba Law School	34	39
U. d'Ottawa	3	13	U. of Saskatchewan	32	37
U. of Toronto	482	455	U. of Alberta	20	32
Ont. Agricultural Coll. (12)	-	22	U. of British Columbia	72	83
U. of Western Ontario	12	11	Total	728	763
U. of Manitoba	132	147			
U. of Saskatchewan	160	199	Library Science: (figures are for Bachelor's degree courses unless otherwise specified)		
U. of Alberta	161	194	McGill U.	34	-
U. of British Columbia	210	246	U. Laval	20	-
Total	2,143	2,432	U. d'Ottawa	3	6
			U. of Toronto	40	-
			Total	97	6
Fine and Applied Arts:					
Mount Allison U.	12	7			
Ontario Coll. of Art (Est.)	65	85			
U. of Toronto	9	10			
U. of Manitoba	8	19			
Total	94	121			
Fisheries:					
U. Laval	3	1			

See footnotes at end of table.




Faculty and institution	Class due to graduate in		Faculty and institution	Class due to graduate in	
	1958	1959		1958	1959
Medical Technology:			Nursing (concluded):		
U. Laval	42	41	U. of British Columbia	42	31
U. de Montréal	32	39	Diploma courses	67	75
Total	74	80	Total (15)	963	392
Medicine: (figures are for M.D. degree unless otherwise stated)			B. Sc. in Nursing	243	173
Dalhousie U.	56	52	B. Education in Nursing	2	1
McGill U.	111	107	Diploma courses (15)	718	218
U. de Montréal	110	114	Optometry:		
U. Laval	122	122	U. de Montréal (estimate)	26	17
Queen's U.	46	58	Coll. of Optometry of Ont.	9	8
U. d'Ottawa	42	59	Total	35	25
B. Sc. (Medicine)	2	9	Pharmacy:		
U. of Toronto	123	147	Dalhousie U.	11	13
U. of Western Ontario	57	54	U. de Montréal	42	66
U. of Manitoba	45	60	U. Laval	16	19
U. of Saskatchewan	38	36	U. of Toronto	81	95
U. of Alberta	45	58	U. of Manitoba	20	23
U. of British Columbia	47	49	U. of Saskatchewan	19	28
Total	844	925	U. of Alberta	41	41
M. D. course	842	916	U. of British Columbia	41	43
B. Sc. (Medicine)	2	9	Total	271	328
Music:			Philosophy:		
Dalhousie U.	1	-	U. de Montréal	22	-
Mount St. Vincent Coll.	-	1	U. Laval	9	9
Mount Allison U.	9	3	Jesuit Seminary	12	6
McGill U.	9	18	U. d'Ottawa	115	74
U. de Montréal	30	16	U. of Western Ontario	3	-
U. Laval	6	9	St. Peter's Seminary (Ont.)	26	23
U. of Toronto	30	40	Grand Sémode Saint-Boniface	3	5
U. of Western Ontario	5	12	St. Thomas Coll. (Sask.) (est.)	2	8
Ursuline Coll. of Arts	1	-	St. Joseph's Coll. (Alta.) (est.)	15	20
Total	91	99	Total	207	145
Nursing: (figures are for B. Sc. in Nursing unless otherwise stated)			Physical and Health Education:		
Dalhousie U.	2	3	McGill U.	21	6
Diploma courses	26	-	McMaster U.	7	-
Mount Saint Vincent Coll.	7	2	Queen's U.	12	18
St. Francis Xavier U. (Diploma)	2	-	U. d'Ottawa	1	5
St. Thomas Coll. (N.B.)	6	-	U. of Toronto	26	41
McGill U.	27	-	U. of Western Ontario	12	11
Diploma courses	65	-	U. of Alberta	16	22
U. de Montréal (15)	-	-	U. of British Columbia	23	25
U. Laval (15)	-	-	Total	118	128
Assumption U. of Windsor (10)	4	-	Physiotherapy and Occupational Therapy: (figures otherwise stated)		
Diploma courses	15	-	McGill U.	10	16
McMaster U.	10	10	Diploma courses	48	40
B. Education in Nursing	2	1	U. de Montréal	32	39
Queen's U.	4	15	U. of Toronto	59	64
Diploma courses	16	-	U. of Alberta	16	30
U. d'Ottawa	45	32	Total	165	189
Diploma courses	27	37	Degree courses	117	149
U. of Toronto	35	31	Diploma courses	48	40
Diploma courses	158	-			
U. of Western Ontario	16	-			
Diploma courses	113	-			
U. of Manitoba (Diploma)	27	-			
U. of Saskatchewan	16	22			
Diploma courses	65	42			
U. of Alberta	29	27			
Diploma courses	137	64			

See footnotes at end of table.



Faculty and institution	Class due to graduate in		Faculty and institution	Class due to graduate in	
	1958	1959		1958	1959
<u>Secretarial Science:</u>			<u>Theology (concluded):</u>		
Acadia U.	11	17	Pine Hill Divinity Hall	20	26
Mount St. Vincent Coll.	4	11	U. of King's Coll.	7	3
Mount Allison U.	11	13	Bishop's U.	5	6
U. of Western Ontario	21	25	McGill U.	9	13
Ursuline Coll. of Arts	4	2	U. de Montréal (estimate)	95	100
Waterloo Coll.	7	3	U. Laval	79	49
Total	58	71	Queen's Theological Coll.	13	11
<u>Social Science: (where not included in Arts or Social Service)</u>			Huron Coll.	13	13
U. Laval (Bachelor)	28	31	Jesuit Seminary	7	11
Master	11	-	Knox Coll.	15	17
Total	39	31	McMaster U.	18	19
<u>Social Work: (figures for Bachelor's or Master's degree as noted)</u>			St. Michael's Coll.	32	30
Maritime School of Social Work (Master)	9	13	Trinity Coll.	19	14
McGill U. (Master)	30	44	U. d'Ottawa	27	38
U. de Montréal (Master) (16)	40	51	Victoria U. (Ont.)	28	31
U. Laval (Bachelor)	21	14	U. of Western Ontario	-	4
Master	17	-	Wycliffe College	11	12
St. Patrick's College (Master)	23	18	Grand Sémi. de Saint-Boniface	24	14
U. of Toronto (Bachelor)	49	-	St. John's Coll.	4	4
Master	29	-	United Coll.	11	8
U. of Manitoba (Bachelor)	28	-	Emmanuel Coll.	9	11
Master	17	-	Luther Theological Sem.	5	4
U. of British Columbia (Bachelor)	48	-	Lutheran Coll. and Sem.	8	4
Master	21	-	St. Andrew's Coll.	5	13
Total	332	140	St. Chad's Coll.	-	5
			U. of Alberta	17	-
			St. Stephen's Coll.	6	14
			Anglican Theological Coll.	7	5
			Sem. of Christ the King	1	1
			Union Coll. of B.C.	6	11
			Total	529	511
<u>Theology:</u>			<u>Veterinary Science:</u>		
Acadia U.	8	5	U. de Montréal	17	20
Holy Heart Seminary	20	15	Ontario Veterinary Coll.	52	52
			Total	69	72

- In certain faculties graduate enrolment, as well as undergraduate, is included. Unless this is specified, all figures refer to undergraduate only (i.e. those studying for first degrees or equivalent diplomas in a particular field).
- See Part III for 1958 and 1959 honours graduates in certain specialized fields of Pure Science and Social Science. Note that several institutions include Pure Science enrolment in Arts.
- See also enrolment in Philosophy and Social Science for Arts graduates.
- 11 (58) and 13 (59) also included in Secretarial Science.
- See also enrolment in Philosophy.
- See also enrolment in Social Science.
- Includes Pure Science.
- The Canadian Services Colleges at St-Jean (Qué) and Royal Roads (B.C.) give the equivalent of the first two years of the Royal Military College (Ont.) curriculum. Students who then receive the R.M.C. diploma after two additional years may obtain a Bachelor's degree at another institution after a further year of study.
- Includes University College enrolment only.
- Includes Essex College.
- See Parts IV and V for graduates in specialized fields of Engineering and for distribution of total Engineering enrolment by graduating year.
- Also included in 1957 in Agriculture.
- See also Forest Engineering enrolment reported in Part IV.
- Also included in Forest Engineering in Part IV.
- Excluding 381 (58) and 505 (59) at Laval and an estimated 550 (58) and 575 (59) at Montréal in hospital schools of nursing.
- Includes Social Science.



FULL-TIME UNDERGRADUATE ENROLMENT AT CANADIAN UNIVERSITIES AND COLLEGES, BY GRADUATING YEAR, AS REPORTED AT NOVEMBER 1, 1957


Prepared in the Higher Education Section, Education Division, Dominion Bureau of Statistics, for distribution by the Executive and Professional Division, National Employment Service, Unemployment Insurance Commission

PART III: HONOURS ARTS AND PURE SCIENCE STUDENTS TO GRADUATE IN 1958 AND 1959 WITH HONOURS BACHELOR'S DEGREES IN CERTAIN FIELDS OF PURE SCIENCE AND SOCIAL SCIENCE

Institution	Bacteriology		Biochemistry		Biology		Botany		Chemistry		Chemistry & Physics		Economics (1)	
	58	59	58	59	58	59	58	59	58	59	58	59	58	59
Memorial U.	-	-	-	-	2	-	-	-	-	-	-	-	-	-
Acadia U. (2)	-	-	-	-	5	-	-	-	3	-	-	-	-	-
Dalhousie U.	-	-	-	-	3	-	-	-	2	4	-	-	1	-
St. Francis Xavier U. (2)	-	-	-	-	-	-	-	-	2	-	-	-	-	-
Mount Allison U.	-	-	-	-	-	1	1	-	6	1	-	-	-	-
U. of New Brunswick (2)	-	-	-	-	1	-	-	-	-	-	-	-	-	-
Bishop's U.	-	-	-	-	-	-	-	-	-	-	1	1	-	-
U. Laval (3)	-	-	-	-	3	3	-	-	4	5	-	-	-	-
McGill U.	1	1	7	11	2	1	1	-	5	15	-	-	6	10
U. de Montréal	-	-	7	4	7	6	-	-	19	29	-	-	-	-
Carleton U.	-	-	-	-	-	-	-	-	-	-	-	-	-	-
McMaster U.	-	-	2	3	1	4	-	-	6	10	2	3	-	1
Queen's U.	-	-	1	3	1	7	(4)	-	5	9	1	4	4	3
Royal Military Coll. (5)	-	-	-	-	-	-	-	-	-	1	-	-	-	-
U. d'Ottawa	-	-	1	2	2	1	-	-	1	4	-	-	-	(7)
St. Patrick's Coll.	-	-	-	-	-	-	-	-	-	1	-	-	-	-
U. of Toronto (6)	-	-	4	8	4	1	(4)	-	7	4	1	2	-	(7)
St. Michael's Coll.	-	-	-	-	-	-	-	-	3	1	-	-	1	2
Trinity Coll.	-	-	-	1	-	-	-	-	-	-	-	-	-	(7)
Victoria Coll.	-	-	2	-	1	3	-	-	-	1	2	1	-	(7)
U. of Western Ontario(6)	-	-	-	-	-	11	(4)	-	4	7	1	5	7	11
St. Peter's Sem. Coll.	-	-	-	-	-	-	-	-	-	-	-	-	-	-
Ursuline Coll. of Arts	-	-	-	-	1	-	-	-	-	-	-	-	-	-
U. of Manitoba	-	-	-	-	-	-	-	-	3	10	-	-	-	-
U. of Saskatchewan	-	-	-	1	2	-	-	-	4	5	-	-	1	-
U. of Alberta	-	-	-	-	1	2	-	-	8	6	-	-	2	7
U. of British Columbia	1	7	2	2	-	-	-	1	10	12	1	2	2	2
Total	2	8	26	35	36	40	2	1	92	125	9	18	24	36


Institution	Geography		Geology		Mathematics		Maths & Physics		Physics		Physics & Geology		Political Science(8)	
	58	59	58	59	58	59	58	59	58	59	58	59	58	59
Memorial U.	-	-	-	-	-	-	-	-	1	-	-	-	-	-
Acadia U. (2)	-	-	2	-	-	-	-	-	1	-	-	-	-	-
Dalhousie U.	-	-	1	1	1	-	-	-	1	3	-	-	1	-
St. Francis Xavier U. (2)	-	-	-	-	-	-	-	-	1	-	-	-	-	-
Mount Allison U.	-	-	2	3	-	4	-	-	2	1	-	-	-	-
U. of New Brunswick (2)	-	-	-	-	-	-	1	-	-	-	-	-	-	-
Bishop's U.	-	-	-	-	-	-	-	1	-	-	-	-	-	-
U. Laval (3)	-	-	-	-	4	2	-	-	2	6	-	-	-	-
McGill U.	2	4	6	6	5	7	9	-	2	2	1	4	-	(9)
U. de Montréal	8	8	11	11	9	5	-	-	7	16	-	-	-	-
Carleton U.	-	-	-	-	-	-	-	-	1	-	-	-	-	-
McMaster U.	6	7	6	9	7	4	1	1	3	13	-	-	-	-
Queen's U.	-	-	6	9	1	4	4	5	4	7	-	-	5	5
Royal Military Coll. (5)	-	-	-	-	-	-	-	3	-	1	-	-	-	1
U. d'Ottawa	-	-	-	-	-	3	-	-	2	3	-	-	25	34
St. Patrick's Coll.	-	-	-	-	-	-	-	-	-	-	-	-	-	-
U. of Toronto (6)	-	4	-	4	(10)	-	17	17	(10)	-	5	-	2	13
St. Michael's Coll.	-	1	-	1	-	-	1	1	-	-	2	-	3	2
Trinity Coll.	1	1	-	1	-	-	3	5	-	-	-	-	10	4
Victoria Coll.	3	1	-	4	-	-	2	7	-	-	-	-	12	8
U. of Western Ontario(6)	2	6	4	4	4	8	-	-	4	5	-	-	(9)	-
St. Peter's Sem. Coll.	-	1	-	-	-	-	-	-	-	-	-	-	-	-
Ursuline Coll. of Arts	-	-	-	-	-	-	-	-	-	-	-	-	-	-
U. of Manitoba	-	-	4	6	-	-	6	2	1	1	-	-	-	-
U. of Saskatchewan	-	-	2	2	2	3	1	-	1	3	-	-	-	1
U. of Alberta	-	-	2	7	-	4	-	-	3	6	1	-	-	-
U. of British Columbia	1	1	1	8	3	13	6	25	2	2	-	-	3	3
Total	23	34	47	76	36	57	51	67	38	69	2	11	61	71

- See footnotes on reverse.



Institution	Psychology (12)		Sociology		Zoology		General Science		Other (11)	
	58	59	58	59	58	59	58	59	58	59
Memorial U.	-	-	-	-	-	-	-	-	-	-
Acadia U. (2)	-	-	-	-	-	-	-	-	-	-
Dalhousie U.	3	-	-	-	-	-	-	-	-	-
St. Francis Xavier U. (2)	-	-	-	-	-	-	-	-	-	-
Mount Allison U.	-	3	-	-	-	-	-	-	-	-
U. of New Brunswick (2)	-	-	-	-	-	-	-	-	-	-
Bishop's U.	-	-	-	-	-	-	-	-	1	1
U. Laval (3)	-	-	-	-	-	-	1	-	-	-
McGill U.	10	12	4	7	-	2	-	-	3	5
U. de Montréal	17	17	-	-	-	-	-	-	-	-
Carleton U.	-	-	-	-	-	1	-	-	-	-
McMaster U.	1	3	-	-	-	-	-	-	-	4
Queen's U.	5	8	-	-	(4)	-	-	-	1	-
Royal Military Coll. (5)	-	-	-	-	-	-	-	-	-	-
U. d' Ottawa (12)	57	10	-	-	-	-	1	1	-	-
St. Patrick's Coll.	-	-	-	-	-	-	-	-	-	-
U. of Toronto (6)	7	17	4	8	(4)	-	-	-	1	1
St. Michael's Coll.	2	-	-	-	-	-	-	-	-	-
Trinity Coll.	3	4	-	-	-	-	-	-	-	-
Victoria Coll.	11	12	-	-	-	-	-	-	1	-
U. of Western Ontario (6)	4	6	(9)	-	1	(4)	-	-	1	2
St. Peter's Sem. Coll.	-	-	-	-	-	-	-	-	-	-
Ursuline Coll. of Arts	-	-	-	-	-	-	-	-	-	-
U. of Manitoba	-	-	-	-	1	1	-	-	-	-
U. of Saskatchewan	1	1	-	-	-	-	-	-	3	4
U. of Alberta	4	1	-	-	-	1	-	-	-	-
U. of British Columbia	5	12	1	-	9	6	-	-	1	-
Total	130	106	9	15	11	11	2	1	12	17

1. See also Political Science.
2. Students not registered in honours Science until final year.
3. No information received on Social Science by specialty. - 28 (58), 31 (59) reported.
4. Included in Biology.
5. Students receive R.M.C. diploma in 1958 - can obtain Bachelor's degree in one more year at another institution.
6. Excluding enrolment in affiliated colleges below.
7. Included in Political Science.
8. See also Economics.
9. Included in Economics.
10. Included in Maths and Physics.
11. Bishop's U. - 1 (58), 1 (59) in Biology and Chemistry;
 McGill U. - 2 (58), 3 (59) in Physiology, 1 (58), 2 (59) in Genetics;
 McMaster U. - 3 (59) in Geology and Chemistry; 1 (59) in Metallurgical Science;
 Queen's U. - 1 (58) in Physiology;
 U. of Toronto - 1 (58), 1 (59) in Food Chemistry;
 Victoria Coll. - 1 (58) in Food Chemistry;
 U. of Western Ontario - 1 (58), 2 (59) in Geophysics;
 U. of Saskatchewan - 1 (58) in Political Science and History, 2 (58), 2 (59) in Economics and Political Science, 1 (59) in Economics and History, 1 (59) in Biology and Chemistry;
 U. of British Columbia - 1 (58) in Physiology.
12. Psychology-Education at Université d'Ottawa.




FULL-TIME UNDERGRADUATE ENROLMENT AT CANADIAN UNIVERSITIES AND COLLEGES,
BY GRADUATING YEAR, AS REPORTED AT NOVEMBER 1, 1957

Prepared in the Higher Education Section, Education Division, Dominion Bureau
of Statistics, for distribution by the Executive and Professional Division,
National Employment Service, Unemployment Insurance Commission.

PART IV: ENGINEERING STUDENTS TO GRADUATE IN 1958 and 1959 WITH BACHELOR'S DEGREE

Course and graduating year		Nova Scotia Tech. Coll.	Dalhousie U.	U. of New Brunswick	Université Laval	McGill U.	U. de Montréal	U. de Sherbrooke	Queen's U.	U. d'Ottawa	Royal Military Coll. (1)	U. of Toronto	Ontario Agric. Coll. (2)	U. of Western Ontario	U. of Manitoba	U. of Saskatchewan	U. of Alberta	U. of British Columbia	TOTAL
Aeronautical (3)	58	-	-	-	-	-	-	-	-	-	-	11	-	-	-	-	-	-	11
	59	-	-	-	-	-	-	-	-	-	-	(4)	-	-	-	-	-	-	(4)
Agricultural	58	-	-	-	-	-	-	-	-	-	-	-	-	-	-	1	-	-	1
	59	-	-	-	-	-	-	-	-	-	-	-	-	-	-	8	-	-	8
Chemical (5)	58	17	-	-	13	36	(5)	-	39	3	-	75	-	-	-	27	48	22	280
	59	11	-	-	6	46	(5)	-	39	6	10	62	-	-	-	10	41	16	247
Civil	58	40	-	45	34	60	42	-	56	-	-	81	-	-	36	41	52	28	515
	59	52	-	58	27	69	45	24	41	-	29	77	9	-	51	72	60	48	662
Electrical (6)	58	41	-	20	26	76	55	-	36	-	-	74	-	-	34	17	27	50	456
	59	48	-	14	25	74	68	-	41	7	31	65	-	-	43	20	47	56	539
Engineering Physics	58	-	-	-	6	14	-	-	14	-	-	51	-	-	3	12	7	25	132
	59	-	5	-	10	15	-	-	18	-	5	67	-	-	5	20	7	32	184
Engineering and Business	58	-	-	-	-	-	-	-	-	-	-	60	-	-	-	-	-	-	60
	59	-	-	-	-	-	-	-	-	-	-	50	-	-	-	-	-	-	50
Forest (7)	58	-	-	-	19	-	-	-	-	-	-	-	-	-	-	-	-	5	24
	59	-	-	-	35	-	-	-	-	-	-	-	-	-	-	-	-	1	36
Geological	58	-	-	-	5	-	-	-	11	-	-	9	-	-	3	15	-	11	54
	59	-	-	-	5	-	-	-	12	-	-	15	-	-	6	14	-	14	66
Mechanical (6)	58	28	-	18	16	71	(6)	-	55	-	-	94	-	-	56	45	-	57	440
	59	29	-	24	16	62	(6)	-	44	-	19	88	13	-	42	55	-	59	451
Metallurgical	58	-	-	-	6	7	16	-	7	-	-	11	-	-	-	-	-	2	60
	59	2	-	-	4	10	11	-	7	-	-	7	-	-	-	-	7	16	64
Mining (8)	58	1	-	-	8	11	12	-	12	-	-	16	-	-	-	-	9	1	70
	59	7	-	-	8	5	6	-	13	-	-	24	-	-	-	-	8	5	76
Petroleum	58	-	-	-	-	-	-	-	-	-	-	-	-	-	-	2	16	-	18
	59	-	-	-	-	-	-	-	-	-	-	-	-	-	(9)	24	-	-	24
General and Other (10)	58	-	-	-	7	2	-	-	1	-	-	-	-	12	-	-	-	-	22
	59	-	-	-	4	4	-	-	6	-	-	-	-	11	-	-	-	-	25
TOTAL	1958	127	-	83	140	277	125	-	231	3	-	482	-	12	132	160	161	210	2,143
	1959	149	5	96	140	285	130	24	221	13	94	455	22	11	147	199	194	247	2,432

1. These students, receiving a R.M.C. diploma in 1958, can obtain a Bachelor's degree in one more at another institution.
2. Agricultural Engineering option, taken in last two years of B. Sc. in Agriculture course, gives entry into the final year of the Civil or Mechanical courses at the University of Toronto.
3. The Provincial Institute of Technology and Art, Calgary, Alberta, gives a three year course in Aeronautical Engineering - 17 (58), 12 (59); and the Ryerson Institute of Technology, Toronto, Ontario, began a three year course in Aeronautical Technology in 1957.
4. Graduates in 1959 and subsequent years will receive the Bachelor of Applied Science degree in Engineering Physics, and will then take a Master of Applied Science degree in Aeronautical Engineering and Aerophysics.
5. At Montréal, also qualifies as Metallurgical.
6. At Montréal, Mechanical and Electrical are combined.
7. See also Forestry enrolment reported in Part II.
8. At Montréal, also qualifies as Geological.
9. Not known.
10. Laval - General, McGill - Applied Mechanics, Queen's - Chemistry, Western Ontario - General.




FULL-TIME UNDERGRADUATE ENROLMENT AT CANADIAN UNIVERSITIES AND COLLEGES,
BY GRADUATING YEAR, AS REPORTED AT NOVEMBER 1, 1957

Prepared in the Higher Education Section, Education Division, Dominion Bureau
of Statistics, for distribution by the Executive and Professional Division,
National Employment Service, Unemployment Insurance Commission

PART V: TOTAL ENGINEERING ENROLMENT BY INSTITUTION

Institution	Class due to graduate in						Total
	1958	1959	1960	1961	1962	1963	
Engineering and Applied Science:							
Memorial U. of Newfoundland	-	-	24	43	86	-	153
Prince of Wales Coll.	-	-	-	-	18	-	18
St. Dunstan's Coll.	-	-	5	18	29	-	52
Acadia U.	-	-	43	59	65	-	167
Dalhousie U.	-	5	37	54	81	-	177
Nova Scotia Technical Coll.	127	149	-	-	-	-	276
Saint Francis Xavier U.	-	-	79	88	89	-	256
Saint Mary's U.	-	-	26	30	43	-	99
Mount Allison U.	-	-	62	70	117	-	249
St. Thomas Coll. (N.B.)	-	-	-	-	10	-	10
U. of New Brunswick	83	96	131	170	195	-	675
U. Saint-Joseph	-	-	-	-	45	-	45
McGill U.	277	285	283	416	420	-	1,681
Sir George Williams Coll.	-	-	-	28	-	-	28
U. de Montréal	125	130	176	234	278	-	943
U. de Sherbrooke	-	24	20	51	74	65	234
U. Laval	140	140	165	279	289	-	1,013
Assumption U. of Windsor	-	-	-	58	36	-	94
Carleton U.	-	-	35	38	-	-	73
Lakehead Coll.	-	-	-	44	-	-	44
McMaster U.	-	-	-	47	-	-	47
Queen's U.	231	221	231	312	-	-	995
Royal Military Coll. (1)	-	94	111	54	62	-	321
U. d'Ottawa	3	13	37	87	57	-	197
U. of Toronto	482	455	527	683	-	-	2,147
Ontario Agricultural Coll. (2)	-	22	24	-	-	-	46
U. of Western Ontario	12	11	42	51	-	-	116
Waterloo Coll. (3)	-	-	-	-	-	124	124
U. of Manitoba	132	147	170	362	-	-	811
U. of Saskatchewan	160	199	281	462	-	-	1,102
U. of Alberta	161	194	297	476	-	-	1,128
Mount Royal Coll. (est.)	-	-	20	60	-	-	80
Can. Services Coll. (B.C.) (1)	-	-	-	82	84	-	166
U. of British Columbia	210	247	225	475	-	-	1,157
Victoria Coll. (B.C.)	-	-	-	-	101	-	101
Total	2,143	2,432	3,051	4,831	2,179	189	14,825

- (1) The Canadian Services Colleges at St-Jean (Qué.) and Royal Roads (B.C.) give the equivalent of the first two years of the Royal Military College (Ont.) curriculum. Students who then receive the R.M.C. diploma, after two additional years at R.M.C., may obtain a Bachelor's degree at another institution after a further year of study.
- (2) Agricultural Engineering option, taken in last two years of B. Sc. in Agriculture course, gives entry into final year of the Civil or Mechanical courses at Toronto. These O.A.C. students are also included in the 1958 and 1959 graduating years in Agriculture reported in Part II.
- (3) Co-operative Applied Science course commenced operation in July 1957 with first graduates expected in 1963.



FULL-TIME ENROLMENT¹ AT CERTAIN CANADIAN TECHNICAL INSTITUTES,
BY GRADUATING YEAR, AS REPORTED AT NOVEMBER 1, 1957.

Prepared in the Higher Education Section, Education Division, Dominion Bureau
of Statistics, for distribution by the Executive and Professional Division,
National Employment Service, Unemployment Insurance Commission.

Institution and course	Length of course in years	Enrolment in class due to graduate in		
		1958	1959	1960
Eastern Ontario Institute of Technology, Ottawa, Ont.:				
Electrical Technology (2)	3	-	-	10
Electronic Technology (2)	3	-	-	62
Mechanical Technology (2)	3	-	-	27
Hamilton Institute of Technology, Hamilton, Ont.:				
Electrical and Electronic Technology	3	-	-	68
Mechanical Technology	3	-	-	21
Textiles Technology - Chemistry and Dyeing	3	3	2) 8
Textiles Technology - Manufacturing	3	7	2	
Lakehead College of Arts, Science and Technology, Port Arthur, Ont.:				
Chemical Technology	2	-	5	-
Engineering Technology	2	-	15	-
Forest Technology	2	4	11	-
Mining Technology	2	5	10	-
Provincial Institute of Mining, Haileybury, Ont.:				
Mining Technology	2	48	60	-
Ryerson Institute of Technology, Toronto, Ont.:				
(a) Engineering Technology Courses:				
Aeronautical Technology (2)	3	-	-	13
Architectural Technology	3	35	39	57
Electrical Technology	3	35	43	33
Electronic Technology	3	86	88	179
Gas Technology (2)	3	-	-	-
Instrument Technology	3	7	6	9
Chemical Technology	3	10	9	18
Mechanical Technology	3	23	41	40
Metallurgical Technology	3	16	16	23
(b) Other Courses:				
Business Administration	3	23	27	77
Secretarial Science	3	7	3	7
Fashion	3	12	7	13
Furniture and Interior Design	3	7	10	11
Journalism	3	7	12	10
Printing Management	3	6	6	29
Medical Laboratory Technology	2	7	2	-
Pre-School Education	2	18	20	-
Home Economics	3	22	17	25
Hotel, Resort and Restaurant Administration	3	12	11	19
Photographic Arts	3	6	12	13
Radio and Television Arts	3	21	36	63
Merchandising Administration	3	22	20	44

See footnotes on reverse.

OVER

Institution and course	Length of course in years	Enrolment in class due to graduate in		
		1958	1959	1960
Provincial Institute of Technology and Art, Calgary, Alta.:				
Aeronautical Engineering	3	17	12	35
Aircraft Maintenance Technology	2	-	9	-
Architectural Drafting Technology	2	9	25	-
Automotive Service Engineering	2	17	30	-
Construction Technology	2	5	9	-
Drafting Technology	2	4	30	-
Industrial Electrical Technology	2	18	30	-
Industrial Laboratory Technology	2	13	42	-
Land Surveying Technology	2	26	30	-
Mechanical Technology	2	-	11	-
Radio and Electronic Technology	2	30	54	-

¹ The courses included are those which are at least of junior college level (i.e. courses which are completed when the students have reached a level of schooling, in years, at least two years beyond the level of junior matriculation).

(2) Course begun in 1957.

7003-523.117



103

FULL-TIME UNDERGRADUATE(1) ENROLMENT AT CANADIAN UNIVERSITIES AND COLLEGES, BY
GRADUATING YEAR, AS REPORTED AT NOVEMBER 1, 1956

Prepared in the Higher Education Section, Education Division, Dominion Bureau
of Statistics, for distribution by the Executive and Professional Division,
National Employment Service, Unemployment Insurance Commission.

PART I: INTRODUCTION

This report should not be considered as giving actual graduation figures for 1957 and 1958. It is a preliminary statement, for distribution early in the academic year, to indicate the probable supply of graduates that may be leaving the universities and colleges in the specific years mentioned.

Throughout, the figures are actual or tentative registration figures for the number of full-time students enrolled in the various institutions at November 1, 1956, and do not take into account possible failures or withdrawals nor estimates of the number expected to graduate in 1957 and 1958. For this reason they should be regarded as approximate. This caution also applies to the interpretation of the various totals for faculties or subjects. Figures for the parent institutions include enrolment in them only. Those for affiliates are given separately unless otherwise specified.

The following is a list of the names and addresses of the institutions included in Parts II to V. In these sections the names have been abbreviated but if any two names are similar, the name of the province in which the institution is located is indicated. Affiliated institutions are indented under the name of the parent institution when they are located in the same province. The names of the institutions appear in the language used as the medium of instruction.

Newfoundland:

Memorial University of Newfoundland, St. John's.

Prince Edward Island:

Prince of Wales College, Charlottetown.
St. Dunstan's College, Charlottetown.

Nova Scotia:

Acadia University, Wolfville.
Collège Sainte-Anne, Church Point. (Bilingual).
Convent of the Sacred Heart, Halifax.
Dalhousie University, Halifax.
Pine Hill Divinity Hall, Halifax.
University of King's College, Halifax.
Holy Heart Seminary, Halifax.
Maritime School of Social Work, Halifax.
Mount Saint Vincent College, Halifax.
Nova Scotia Technical College, Halifax.
St. Francis Xavier University, Antigonish.
St. Mary's University, Halifax.


New Brunswick:

Mount Allison University, Sackville.
St. Thomas College, Chatham.
Université du Sacré-Coeur, Bathurst.
University of New Brunswick, Fredericton.
Université Saint-Louis, Edmundston.
Université Saint-Joseph, Université Saint-Joseph. (Bilingual).

Quebec:

Bishop's University, Lennoxville.
Ecole des Beaux-Arts, 3450, rue Saint-Urbain, Montréal.
McGill University, Montréal.
Sir George Williams College, Montreal.
Université de Montréal, Montréal.
Université de Sherbrooke, Sherbrooke.
Université Laval, Québec.

(1) In certain faculties graduate enrolment, as well as undergraduate, is included. Unless this is specified, all figures refer to undergraduate only (i.e. those studying for first degrees, or equivalent diplomas, in a particular field).



Ontario:

Assumption University of Windsor, Windsor.
Canadian Memorial Chiropractic College, Toronto.
Carleton College, Ottawa.
Collège du Sacré-Coeur, Sudbury.
College of Optometry of Ontario, Toronto.
Lakehead Technical Institute, Port Arthur.
McMaster University, Hamilton.
Ontario College of Art, Toronto.
Osgoode Hall Law School, Toronto.
Queen's University, Kingston.
Queen's Theological College, Kingston.
Royal Military College, Kingston.
Université d'Ottawa, Ottawa. (Bilingual).
Collège Bruyère, Ottawa.
Collège Classique de Cornwall, Cornwall.
Notre Dame College, Ottawa. (Bilingual).
Petit Séminaire d'Ottawa, Chemin Carson, Quarries.
St. Jerome's College, Kitchener.
St. Patrick's College, Ottawa.
University of Toronto, Toronto.
Knox College, Toronto.
Ontario Agricultural College, Guelph.
Ontario Veterinary College, Guelph.
St. Michael's College, Toronto.
Trinity College, Toronto.
Victoria University (Victoria College and Emmanuel College), Toronto.
Wycliffe College, Toronto.
University of Western Ontario, London.
Huron College, London.
St. Peter's Seminary and Christ the King College, London.
Ursuline College of Arts, London.
Waterloo College, Waterloo.

Manitoba:

University of Manitoba, Fort Garry, Winnipeg.
Brandon College, Brandon.
Collège de Saint-Boniface, Saint-Boniface.
Manitoba Law School, Winnipeg.
St. John's College, Winnipeg.
St. Paul's College, Winnipeg.
United College, Winnipeg.

Saskatchewan:


Collège Catholique de Gravelbourg, Gravelbourg.
Notre Dame College, Wilcox.
Saint Thomas College, North Battleford.
Scolasticat du Sacré-Coeur, Lebret.
University of Saskatchewan, Saskatoon.
Emmanuel College, Saskatoon.
Luther Theological Seminary, 212 Wiggins Ave., Saskatoon.
Lutheran College and Seminary, Saskatoon.
St. Andrew's College, Saskatoon.
St. Chad's College, Regina.
St. Thomas More College, Saskatoon.

Alberta:

Collège Saint-Jean, Edmonton.
University of Alberta, Edmonton.
Mount Royal College, Calgary.
St. Joseph's College, Edmonton.
St. Stephen's College, Edmonton.

British Columbia:

Canadian Services College, Royal Roads, Victoria.
University of British Columbia, Vancouver.
Anglican Theological College of British Columbia, Vancouver.
Union College of British Columbia, Vancouver.
Victoria College, Victoria.




FULL-TIME UNDERGRADUATE(1) ENROLMENT AT CANADIAN UNIVERSITIES AND COLLEGES,
BY GRADUATING YEAR, AS REPORTED AT NOVEMBER 1, 1956.

Prepared in the Higher Education Section, Education Division, Dominion Bureau
of Statistics, for distribution by the Executive and Professional Division,
National Employment Service, Unemployment Insurance Commission.

PART II: STUDENTS TO GRADUATE IN 1957 AND 1958 BY FACULTY AND INSTITUTION


Faculty and institution	Class due to graduate in		Faculty and institution	Class due to graduate in	
	1957	1958		1957	1958
Arts: (2, 3)			Arts (concluded): (2, 3)		
Memorial U.	11	9	U. of Western Ontario	168	144
Honours courses	-	2	Honours courses	92	97
St. Dunstan's Coll.	19	27	Huron Coll.	18	19
Acadia U. (4)	54	43	Honours courses	3	3
Honours courses	1	-	St. Peter's Coll. (Ont.) (5)	4	13
Coll. Sainte-Anne	13	13	Ursuline Coll. of Arts	16	14
Convent of the Sacred Heart	-	5	Honours courses	2	2
Dalhousie U.	44	46	Waterloo Coll.	61	41
Honours courses	6	4	Honours courses	3	12
U. of King's Coll.	10	18	U. of Manitoba	75	100
Honours courses	1	1	Honours courses	12	21
Mt. St. Vincent Coll.	10	8	Brandon Coll.	5	12
St. Francis Xavier U.	65	70	Coll. de Saint-Boniface	7	16
St. Mary's U.	19	23	St. John's Coll.	7	14
Mount Allison U.	64	69	St. Paul's Coll.	11	25
Honours courses	10	-	United Coll. (7)	73	103
St. Thomas Coll. (N.B.)	20	18	Honours courses	2	2
U. du Sacré-Coeur (N.B.)	14	16	Coll. Cath. de Gravelbourg	18	8
U. Saint-Joseph	35	32	Notre Dame Coll. (Sask.)	14	22
U. Saint-Louis	32	28	U. of Saskatchewan	68	113
U. of New Brunswick	28	33	Honours courses	8	3
Honours courses	6	14	St. Thomas More Coll.	13	35
Bishop's U.	53	56	Honours courses	-	2
Honours courses	3	4	Coll. St-Jean (Alta.)	3	2
McGill U.	153	178	U. of Alberta	106	115
Honours courses	34	45	Honours courses	9	13
Sir Geo. Williams Coll.	83	69	U. of British Columbia (7)	330	366
U. de Montréal (5)	648	849	Honours courses (7)	67	81
Honours courses	136	102			
U. de Sherbrooke	47	49	Total	4,976	5,657
U. Laval (5, 5)	629	763	General and pass	4,155	4,749
Lettres	10	11	Honours (2)	811	897
Assumption U. of Windsor	72	69	Lettres	10	11
Honours courses	1	1			
Carleton Coll.	41	35	Pure Science: (2)		
Honours courses	6	5	Memorial U.	8	5
Coll. du Sacré-Coeur (Ont.)	22	32	Honours courses	-	3
McMaster U.	99	83	St. Dunstan's Coll.	9	3
Honours courses	27	23	Acadia U.	28	49
Queen's U. (7)	174	154	Honours courses	7	-
Honours courses	34	40	Dalhousie U.	40	49
Royal Military Coll. (8)	-	7	Honours courses	11	5
Honours courses	-	15	U. of King's Coll.	6	6
U. d'Ottawa (5)	46	41	Honours courses	-	1
Honours courses	64	33	Mount St. Vincent Coll.	1	7
Coll. Bruyère	10	9	St. Francis Xavier U.	49	70
Coll. Class. de Cornwall	5	7	St. Mary's U.	6	4
Notre Dame Coll. (Ont.)	9	9	St. Thomas College (N.B.)	6	-
Petit Sémin. d'Ottawa	12	10	U. Saint-Joseph	5	3
St. Jerome's Coll. (5)	4	5	U. of New Brunswick	18	30
St. Patrick's Coll.	18	20	Honours courses	6	-
U. of Toronto (7, 9)	246	270	Bishop's U.	16	16
Honours courses	128	174	Honours courses	3	3
St. Michael's Coll. (7)	128	150	McGill U.	104	152
Honours courses	23	31	Honours courses	38	40
Trinity Coll. (7)	73	63	Sir Geo. Williams Coll.	30	31
Honours courses	40	43	U. de Montréal	35	28
Victoria Coll. (Ont.) (7)	148	201	Honours courses	66	79
Honours courses	93	124			

See footnotes at end of table.




Faculty and institution	Class due to graduate in		Faculty and institution	Class due to graduate in	
	1957	1958		1957	1958
Pure Science (concluded): (2)			Commerce and Business		
U. Laval (Honours)	11	21	Administration: (figures are for pass or general courses unless otherwise stated)		
Assumption U. of Windsor	20	29	Memorial U.	2	-
Carleton Coll.	26	35	St. Dunstan's Coll.	4	3
Honours courses	3	1	Dalhousie U.	18	27
McMaster U.	20	28	St. Francis Xavier U.	24	35
Honours courses	21	44	St. Mary's U.	9	9
Queen's U. (Honours)	25	17	Mount Allison U.	24	17
U. d'Ottawa	1	2	Honours courses	1	-
Honours courses	7	11	U. of New Brunswick	6	17
St. Jerome's Coll.	-	2	U. Saint-Joseph	11	9
St. Patrick's Coll.	8	10	U. Saint-Louis	10	-
Honours courses	-	1	McGill U.	75	88
U. of Toronto (Honours) (9)	42	54	Sir Geo. Williams Coll.	42	43
St. Michael's Coll.	23	28	U. de Montréal	96	151
Honours courses	2	6	U. Laval	88	94
U. of Western Ontario	19	19	Assumption U. of Windsor	20	31
Honours courses	34	17	Honours courses	-	1
Ursuline Coll. (Honours)	-	1	Carleton Coll.	9	17
U. of Manitoba	100	140	McMaster U.	7	9
Honours courses	18	20	Honours	2	7
Brandon Coll.	20	23	Queen's U. (Honours)	20	25
St. Paul's Coll.	-	3	Royal Military Coll. (Hon.) (8)	-	7
U. of Saskatchewan	56	93	U. d'Ottawa	37	26
Honours courses	15	10	St. Jerome's Coll.	-	2
St. Thomas More Coll.	11	29	St. Patrick's Coll.	13	10
U. of Alberta	102	151	U. of Toronto (Honours) (9)	19	24
Honours courses	16	17	Trinity Coll. (Honours)	1	10
Total	1,092	1,396	Victoria Coll. (Ont.) (Hon.)	19	24
General and pass	767	1,045	U. of Western Ontario (Hon.)	75	69
Honours courses (2)	325	351	Ursuline Coll. of Arts	1	-
Total Arts and Pure Science	6,061	7,050	U. of Manitoba	14	21
General and pass	4,915	5,791	Honours courses	3	5
Honours courses (2)	1,136	1,248	U. of Saskatchewan	39	50
Lettres	10	11	Honours courses	2	-
			U. of Alberta	28	46
Agriculture:			U. of British Columbia	100	126
McGill U.	53	64	Total	819	1,003
U. de Montréal	17	13	General and pass	677	831
U. Laval	8	7	Honours courses	142	172
Ont. Agricultural Coll.	73	105			
U. of Manitoba	27	23	Dentistry: (figures are for Doctor of Dental Science course unless otherwise stated)		
U. of Saskatchewan	24	28	Dalhousie U.	11	12
U. of Alberta	30	21	McGill U.	32	35
U. of British Columbia	30	31	U. de Montréal	37	50
Total	262	292	Dental Nursing	8	-
			U. of Toronto	78	74
Architecture:			B. Sc. (Dentistry)	4	-
Ecole des Beaux-Arts (Est.)	17	17	Dental Hygiene	14	8
McGill U.	17	24	U. of Alberta	28	28
U. of Toronto	30	34	Total	212	207
U. of Manitoba	22	21	D. D. S.	186	199
U. of British Columbia	16	10	B. Sc. (Dentistry)	4	-
Total	102	106	Dental Hygiene	14	8
			Dental Nursing	8	-
Canon Law:					
U. d'Ottawa	6	2	Education: (figures are for Bachelor of Education course unless otherwise stated)		
			Memorial U.	19	24
Child Study:			Acadia U.	17	-
U. of Toronto	16	-	Diploma courses	6	-
Chiropractic:					
Canadian Memorial					
Chiropractic Coll.	44	49			

See footnotes at end of table.




Faculty and institution	Class due to graduate in		Faculty and institution	Class due to graduate in	
	1957	1958		1957	1958
<u>Education (concluded):</u>			<u>Forestry: (12)</u>		
Dalhousie U.	24	-	U. of New Brunswick	19	18
Diploma courses	-	3	U. of Toronto	25	23
Mount St. Vincent Coll.	10	5	U. of British Columbia	26	20
Diploma courses	1	-	Total	70	61
St. Francis Xavier U.	25	-	<u>Household Science:</u>		
Diploma courses	7	-	Acadia U.	9	12
Mount Allison U.	14	-	Mount St. Vincent Coll.	3	-
Diploma courses	4	-	St. Francis Xavier U.	12	4
U. of New Brunswick	9	-	Mount Allison U.	9	12
U. Saint-Joseph	3	-	McGill U.	17	19
Bishop's U. (Diploma)	9	10	U. de Montréal	25	57
McGill U.	6	10	U. Laval	20	26
Diploma courses	236	79	U. of Toronto	2	12
U. de Montréal	247	177	Ont. Agricultural Coll.	32	32
U. de Sherbrooke	8	12	U. of Western Ontario	10	6
U. Laval	26	28	Ursuline Coll. of Arts	6	4
U. of Toronto	60	-	U. of Manitoba	44	38
Diploma courses	349	-	U. of Saskatchewan	16	15
U. of Manitoba	50	50	U. of Alberta	28	28
Bachelor of Pedagogy	50	-	U. of British Columbia	21	37
Brandon Coll.	11	-	Total	254	302
Diploma courses	2	-	<u>Hygiene and Public Health:</u>		
U. of Saskatchewan	56	67	U. de Montréal	98	-
Diploma courses	16	-	U. of Toronto	18	10
U. of Alberta	87	77	Total	116	10
Diploma courses	418	-	<u>Interior Design:</u>		
U. of British Columbia	22	50	U. of Manitoba	13	8
Diploma courses	430	-	<u>Journalism:</u>		
Victoria Coll. (B.C.) (Dipl.)	145	57	St. Mary's U.	1	1
Total	2,367	649	Mount St. Vincent Coll.	2	1
Bachelor of Education	694	500	U. of King's Coll.	1	1
Bachelor of Pedagogy	50	-	Carleton Coll.	24	9
Diploma courses	1,623	149	U. of Western Ontario	3	6
<u>Engineering and Applied Science: (10)</u>			Ursuline Coll. of Arts	-	1
Dalhousie U.	1	2	Total	31	19
Nova Scotia Tech. Coll.	88	172	<u>Law:</u>		
U. of New Brunswick	71	89	Dalhousie U.	59	58
McGill U.	282	303	U. of New Brunswick	8	11
U. Laval	112	140	McGill U.	51	39
U. de Montréal	117	126	U. de Montréal	87	78
Queen's U.	211	230	U. de Sherbrooke	17	5
Royal Military Coll.	-	85	U. Laval	37	68
U. d'Ottawa	3	4	Osgoode Hall Law School	223	232
U. of Toronto	415	459	U. d'Ottawa	24	23
Ont. Agricultural Coll. (11)	-	4	U. of Toronto	33	33
U. of Western Ontario	-	12	Manitoba Law School	41	34
U. of Manitoba	123	148	U. of Saskatchewan	25	37
U. of Saskatchewan	134	188	U. of Alberta	24	24
U. of Alberta	128	177	U. of British Columbia	52	75
U. of British Columbia	172	207	Total	681	717
Total	1,857	2,346	<u>Library Science: (figures are for Bachelor's degree courses unless otherwise specified)</u>		
<u>Fine and Applied Arts:</u>			Mount St. Vincent Coll.	1	-
Mount Allison U.	13	8	McGill U.	30	-
Ontario Coll. of Art (Est.)	60	80	Master's degree	-	2
U. of Toronto	4	9	U. d'Ottawa	1	-
U. of Manitoba	7	7	U. of Toronto	45	-
U. of Alberta (Art diploma)	2	1	Total	77	2
Total	86	105	<u>Bachelor's degree</u>		
<u>Fisheries:</u>			<u>Master's degree</u>		
U. Laval	4	3	77		
			2		

See footnotes at end of table.



Faculty and institution	Class due to graduate in		Faculty and institution	Class due to graduate in	
	1957	1958		1957	1958
<u>Education (concluded):</u>			<u>Forestry: (12)</u>		
Dalhousie U.	24	-	U. of New Brunswick	19	18
Diploma courses	-	3	U. of Toronto	25	23
St. Vincent Coll.	10	5	U. of British Columbia	26	20
Diploma courses	1	-	Total	70	61
St. Francis Xavier U.	25	-	<u>Household Science:</u>		
Diploma courses	7	-	Acadia U.	9	12
Allison U.	14	-	Mount St. Vincent Coll.	3	-
Diploma courses	4	-	St. Francis Xavier U.	12	4
New Brunswick	9	-	Mount Allison U.	9	12
Ant-Joseph	3	-	McGill U.	17	19
St. Mary's U. (Diploma)	9	10	U. de Montréal	25	57
U. of Toronto	6	10	U. Laval	20	26
Diploma courses	236	79	U. of Toronto	2	12
Montréal	247	177	Ont. Agricultural Coll.	32	32
Sherbrooke	8	12	U. of Western Ontario	10	6
U. of Laval	26	28	Ursuline Coll. of Arts	6	4
Toronto	60	-	U. of Manitoba	44	38
Diploma courses	349	-	U. of Saskatchewan	16	15
Manitoba	50	50	U. of Alberta	28	28
Bachelor of Pedagogy	50	-	U. of British Columbia	21	37
London Coll.	11	-	Total	254	302
Diploma courses	2	-	<u>Hygiene and Public Health:</u>		
Saskatchewan	56	67	U. de Montréal	98	-
Diploma courses	16	-	U. of Toronto	18	10
Alberta	87	77	Total	116	10
Diploma courses	418	-	<u>Interior Design:</u>		
British Columbia	22	50	U. of Manitoba	13	8
Diploma courses	430	-	<u>Journalism:</u>		
Victoria Coll. (B.C.) (Dipl.)	145	57	St. Mary's U.	1	1
Total	2,367	649	Mount St. Vincent Coll.	2	1
Bachelor of Education	694	500	U. of King's Coll.	1	1
Bachelor of Pedagogy	50	-	Carleton Coll.	24	9
Diploma courses	1,623	149	U. of Western Ontario	3	6
<u>Engineering and Applied</u>			Ursuline Coll. of Arts	-	1
<u>Science: (10)</u>			Total	31	19
Dalhousie U.	1	2	<u>Law:</u>		
Scotia Tech. Coll.	88	172	Dalhousie U.	59	58
New Brunswick	71	89	U. of New Brunswick	8	11
U. of Toronto	282	303	McGill U.	51	39
U. of Laval	112	140	U. de Montréal	87	78
Montréal	117	126	U. de Sherbrooke	17	5
St. Mary's U.	211	230	U. Laval	37	68
Military Coll.	-	85	Osgoode Hall Law School	223	232
Ottawa	3	4	U. d'Ottawa	24	23
Toronto	415	459	U. of Toronto	33	33
Agricultural Coll. (11)	-	4	Manitoba Law School	41	34
Western Ontario	-	12	U. of Saskatchewan	25	37
Manitoba	123	148	U. of Alberta	24	24
Saskatchewan	134	188	U. of British Columbia	52	75
Alberta	128	177	Total	681	717
British Columbia	172	207	<u>Library Science: (figures are for</u>		
Total	1,857	2,346	<u>Bachelor's degree courses unless</u>		
<u>and Applied Arts:</u>			<u>otherwise specified)</u>		
Allison U.	13	8	Mount St. Vincent Coll.	1	-
London Coll. of Art (Est.)	60	80	McGill U.	30	-
Toronto	4	9	Master's degree	-	2
Manitoba	7	7	U. d'Ottawa	1	-
Alberta (Art diploma)	2	1	U. of Toronto	45	-
Total	86	105	Total	77	2
<u>Libraries:</u>			Bachelor's degree	77	-
U. of Toronto	4	3	Master's degree	-	2
Total					

Footnotes at end of table.



Faculty and institution	Class due to graduate in		Faculty and institution	Class due to graduate in	
	1957	1958		1957	1958
Secretarial Science (concl.):			Theology (concluded):		
U. of Western Ontario	20	18	Pine Hill Divinity Hall	17	22
Ursuline Coll. of Arts	1	4	U. of King's Coll.	2	6
Waterloo Coll.	4	8	Bishop's U.	3	5
Total	51	58	McGill U.	17	10
			U. de Montréal	200	200
Social Science: (where not included in Arts or Social Service)			U. Laval	45	66
U. Laval (Bachelor)	13	22	Queen's Theological Coll.	11	11
Master	15	-	Huron Coll.	12	13
Total	28	22	Knox Coll.	20	17
			McMaster U.	16	20
Social Work: (figures for Bachelor's or Master's degree as noted)			St. Michael's Coll.	28	35
Maritime School of Social Work (Master)	7	13	Trinity Coll.	15	18
McGill U. (Master)	36	48	U. d'Ottawa	29	23
U. de Montréal (Bach.) (15)	3	-	Victoria U. (Ont.)	34	31
Master (15)	37	48	Bachelor of Religious Ed.	7	-
U. Laval (Bachelor)	14	17	Waterloo Coll.	4	6
Master	13	-	Wycliffe Coll.	11	11
St. Patrick's College (Bach.)	31	-	St. John's Coll.	3	4
Master	14	-	United Coll.	12	12
U. of Toronto (Bachelor)	49	-	Emmanuel Coll. (Sask.)	6	8
Master (Estimated)	30	-	Luther Theological Sem.	6	7
U. of Manitoba (Bachelor)	31	-	Lutheran Coll. and Sem.	4	10
Master	9	-	St. Andrew's Coll.	12	5
U. of British Columbia (Bac.)	41	-	St. Chad's Coll.	3	1
Master	18	-	Scol. du Sacré-Coeur (Sask.)	9	8
Total	333	126	U. of Alberta	13	-
Bachelor's degree	169	17	St. Stephen's Coll.	8	4
Master's degree	164	109	Anglican Theological Coll.	6	9
			Union Coll. of B.C.	3	7
Theology:			Total	582	592
Acadia U.	2	-	B. Religious Education	7	-
Holy Heart Seminary	24	23	Other	575	592
			Veterinary Science:		
			U. de Montréal	18	23
			Ontario Veterinary Coll.	45	53
			Total	63	76

- (1) In certain faculties graduate enrolment, as well as undergraduate, is included. Unless this is specified, all figures refer to undergraduate only (i.e. those studying for first degrees or equivalent diplomas in a particular field).
- (2) See Part III for 1957 and 1958 honours graduates in certain specialized fields of Pure Science and Social Science. Note that several institutions include Pure Science enrolment in Arts.
- (3) See also enrolment in Philosophy and Social Science for Arts graduates.
- (4) 10(57) and 4(58) also included in Secretarial Science.
- (5) See also enrolment in Philosophy.
- (6) See also enrolment in Social Science.
- (7) Includes Pure Science.
- (8) The Canadian Services Colleges at St-Jean (Qué.) and Royal Roads (B.C.) give the equivalent of the first two years of the Royal Military College (Ont.) curriculum. Students who then receive the R.M.C. diploma after two additional years may obtain a Bachelor's degree at another institution after a further year of study.
- (9) Includes University College enrolment only.
- (10) See Parts IV and V for graduates in specialized fields of Engineering and for distribution of total Engineering enrolment by graduating year.
- (11) Also included in 1957 in Agriculture.
- (12) See also Forest Engineering enrolment reported in Part IV.
- (13) M.D. degree to be conferred at end of fourth year, commencing May 1957, rather than at end of fifth year, as heretofore.
- (14) Excluding an estimated 550(57) and 575(58) at Montréal and 366(57) and 378(58) at Laval in hospital schools of nursing.
- (15) Includes Social Science.



FULL-TIME UNDERGRADUATE ENROLMENT AT CANADIAN UNIVERSITIES AND COLLEGES, BY GRADUATING YEAR, AS REPORTED AT NOVEMBER 1, 1956


Prepared in the Higher Education Section, Education Division, Dominion Bureau of Statistics, for distribution by the Executive and Professional Division, National Employment Service, Unemployment Insurance Commission

PART III: HONOURS ARTS AND PURE SCIENCE STUDENTS TO GRADUATE IN 1957 AND 1958 WITH HONOURS BACHELOR'S DEGREES IN CERTAIN FIELDS OF PURE SCIENCE AND SOCIAL SCIENCE

Institution	Bacteriology		Biochemistry		Biology		Botany		Chemistry		Chemistry		Economics (1)	
	57	58	57	58	57	58	57	58	57	58	57	58	57	58
	Memorial U.	-	-	-	-	-	-	-	2	-	-	-	1	-
Acadia U. (2)	-	-	-	-	2	-	-	-	2	-	-	-	-	-
Dalhousie U.	-	-	-	-	2	4	-	-	3	1	-	-	1	-
U. of King's Coll.	-	-	-	-	-	-	-	-	-	-	-	-	-	1
Mount Allison U.	-	-	-	-	-	1	-	-	5	5	-	-	-	-
U. of New Brunswick (2)	-	-	-	-	3	-	-	-	-	-	-	-	2	3
Bishop's U.	-	-	-	-	-	-	-	-	-	-	-	1	-	2
U. Laval (3)	-	-	-	-	1	3	-	-	3	4	-	-	-	-
McGill U.	-	1	12	6	-	2	1	1	4	7	-	-	12	13
U. de Montréal	1	-	2	6	12	8	-	-	29	29	-	-	5	7
Carleton Coll.	-	-	-	-	1	1	-	-	-	-	-	-	1	-
McMaster U.	-	-	1	2	1	2	-	-	2	6	2	2	2	1
Queen's U.	-	-	3	1	5	2	(4)	-	6	4	-	3	6	3
Royal Military Coll. (5)	-	-	-	-	-	-	-	-	-	-	-	-	-	2
U. d'Ottawa	-	-	-	-	1	5	-	-	2	4	-	-	-	-
U. of Toronto (6)	-	-	4	5	3	4	-	-	3	6	3	2	(7)	-
St. Michael's Coll.	-	-	-	-	-	-	-	-	-	3	-	-	(7)	-
Trinity Coll.	-	-	-	-	-	-	-	-	-	1	-	-	(7)	-
Victoria Coll.	-	-	3	2	1	1	-	-	-	1	1	3	(7)	-
U. of Western Ontario(6)	-	-	-	-	2	3	-	-	10	3	1	1	7	7
Ursuline Coll. of Arts	-	-	-	-	-	1	-	-	-	-	-	-	-	-
U. of Manitoba	-	-	-	-	-	1	-	-	7	5	-	-	1	-
U. of Saskatchewan	-	-	-	-	2	2	-	-	2	2	-	-	1	-
U. of Alberta	-	-	-	-	-	1	-	-	7	9	-	-	-	2
U. of British Columbia	2	3	1	2	-	1	2	-	10	13	-	-	2	3
Total	3	4	26	24	36	42	3	3	95	103	7	13	40	45


Institution	Geography		Geology		Mathematics		Maths & Physics		Physics		Physics & Geology		Political Science(8)	
	57	58	57	58	57	58	57	58	57	58	57	58	57	58
	Memorial U.	-	-	-	-	-	-	-	-	-	-	-	-	-
Acadia U. (2)	-	-	1	-	2	-	-	-	-	-	-	-	-	-
Dalhousie U.	-	-	-	-	2	-	-	-	4	-	-	-	-	-
U. of King's Coll.	-	-	-	1	-	-	-	-	-	-	-	-	-	-
Mount Allison U.	-	-	1	2	2	-	-	-	2	2	-	-	-	-
U. of New Brunswick ()	-	-	3	-	-	-	-	-	-	-	-	-	1	1
Bishop's U.	-	-	-	-	-	-	2	1	-	-	-	-	-	-
U. Laval (3)	-	-	-	-	-	3	-	-	7	3	-	-	-	-
McGill U.	1	2	2	2	1	8	4	8	-	-	-	1	(9)	-
U. de Montréal	5	9	5	12	8	11	-	-	10	13	-	-	2	-
Carleton Coll.	-	-	-	-	-	-	-	-	2	-	-	-	-	-
McMaster U.	3	8	2	10	4	9	1	1	5	4	-	-	-	-
Queen's U.	-	-	8	4	1	1	-	5	3	3	-	-	5	5
Royal Military Coll. (5)	-	-	-	-	-	-	-	-	-	-	-	-	-	1
U. d'Ottawa	2	2	-	-	-	-	-	-	4	2	-	-	12	23
U. of Toronto (6)	2	-	1	-	(10)	-	14	20	(10)	-	1	-	7	3
St. Michael's Coll.	-	-	-	-	-	-	1	2	-	-	-	-	3	3
Trinity Coll.	1	2	-	-	-	-	-	4	-	-	-	-	3	10
Victoria Coll.	2	2	1	-	-	-	5	4	-	-	1	-	8	13
U. of Western Ontario(6)	3	3	14	4	3	5	-	-	6	4	-	-	(9)	-
Ursuline Coll. of Arts	-	-	-	-	-	-	-	-	-	-	-	-	-	-
U. of Manitoba	-	2	5	4	2	-	1	5	3	4	-	-	-	2
U. of Saskatchewan	-	-	1	2	3	2	-	-	4	2	-	-	-	1
U. of Alberta	-	-	3	3	1	-	-	-	3	3	-	-	1	-
U. of British Columbia	1	1	6	3	4	5	3	13	1	3	-	-	-	2
Total	20	31	53	47	33	44	31	63	54	43	2	1	42	64

- See footnotes on reverse.



Institution	Psychology (12)		Sociology		Zoology		General Science		Other (11)	
	57	58	57	58	57	58	57	58	57	58
Memorial U.	-	-	-	-	-	-	-	-	-	-
Acadia U. (2)	-	-	-	-	-	-	-	-	-	-
Dalhousie U.	-	-	-	-	-	-	-	-	-	-
U. of King's Coll.	-	-	-	-	-	-	-	-	-	-
Mount Allison U.	3	3	-	-	-	-	-	-	-	-
U. of New Brunswick (2)	1	-	1	1	-	-	-	-	-	-
Bishop's U.	-	-	-	-	-	-	-	-	1	1
U. Laval (3)	-	-	-	-	-	-	-	8	-	-
Mc Gill U.	7	9	2	-	1	1	-	-	6	4
U. de Montréal	36	22	3	4	-	-	-	-	-	-
Carleton Coll.	-	-	-	-	-	-	-	-	-	-
McMaster U.	-	15	-	-	-	-	-	-	-	-
Queen's U.	3	2	-	-	-	(4)	-	-	-	-
Royal Military Coll. (5)	-	-	-	-	-	-	-	-	-	-
U. d' Ottawa (12)	50	8	-	-	-	-	-	-	-	-
U. of Toronto (6)	7	7	3	3	-	-	-	-	2	1
St. Michael's Coll.	-	2	-	-	-	-	-	-	-	-
Trinity Coll.	2	3	-	-	-	-	-	-	-	-
Victoria Coll.	3	11	1	-	-	-	-	-	-	1
U. of Western Ontario (6)	7	6	(9)	-	(4)	-	-	-	1	2
Ursuline Coll. of Arts	-	-	-	-	-	-	-	-	-	-
U. of Manitoba	2	-	-	-	-	-	-	-	-	1
U. of Saskatchewan	-	-	-	-	-	-	-	-	2	-
U. of Alberta	4	4	-	-	1	-	-	-	-	-
U. of British Columbia	7	5	2	-	4	10	-	-	-	2
Total	132	97	12	8	6	11	-	8	12	12

1. See also Political Science.
2. Students not registered in honours Science until final year.
3. No information received on Social Science by specialty.-13(57), 22(58) reported.
4. Included in Biology.
5. Students receive R.M.C. diploma in 1957 - can obtain Bachelor's degree in one more year at another institution.
6. Excluding enrolment in affiliated colleges below.
7. Included in Political Science.
8. See also Economics.
9. Included in Economics.
10. Included in Maths and Physics.
11. Bishop's U. - 1 (57), 1 (58) in Biology and Chemistry;
 McGill U. - 4 (57), 3 (58) in Physiology, 2 (57), 1 (58) in Genetics;
 U. of Toronto - 2 (57), 1 (58) in Food Chemistry;
 Victoria Coll. - 1 (58) in Food Chemistry;
 U. of Western Ontario - 1 (57), 2 (58) in Radio Physics;
 U. of Manitoba - 1 (58) in Mathematical Physics;
 U. of Saskatchewan - 1 (57) in Histology, 1 (57) in Physiology;
 U. of British Columbia - 2 (58) in Physiology.
12. Psychology - Education at Université d'Ottawa.




FULL TIME ENROLMENT¹ AT CERTAIN CANADIAN TECHNICAL INSTITUTES²,
BY GRADUATING YEAR, AS REPORTED AT NOVEMBER 1, 1956

Prepared in the Higher Education Section, Education Division, Dominion Bureau
of Statistics, for distribution by the Executive and Professional Division,
National Employment Service, Unemployment Insurance Commission.

Institution and course	Length of course in years	Enrolment in class due to graduate in		
		1957	1958	1959
Lakehead Technical Institute, Port Arthur, Ontario:				
Technical Forestry	2	4	9	-
Technical Mining	2	1	8	-
Technical Chemistry (Laboratory Technician)	2	3	7	-
Provincial Institute of Mining, Haileybury, Ontario:				
Mining Technology	2	36	63	-
Provincial Institute of Textiles, Hamilton, Ontario:				
Electronics Technology (3)	3	-	-)	
Mechanical Technology (3)	3	-	-)	16
Textiles Technology - Manufacturing	3	2	7)	
Textiles Technology - Chemistry and Dyeing	3	1	3)	
Ryerson Institute of Technology, Toronto, Ontario:				
Architectural Technology	3	36	47	91
Business Administration	3	27)	43	143
Secretarial Science	3	7)		
Electrical Technology	3	42)	186	279
Electronic Technology	3	94)		
Fashion	3	12	11	29
Furniture Design	3	4)	14	20
Interior Design	3	4)		
Practical Journalism	3	9	15)	21
Printing Management	3	6	12)	
Instrument Technology	3	9)	21	62
Chemical Research Technology	3	10)		
Medical Laboratory Technology	2	4	6	-
Baking Administration	2	3	3	-
Childhood Management	2	20	29	-
Home Economics	3	14	23	37
Hotel, Resort and Restaurant Administration	3	11	14	25
Mechanical Technology	3	27	50)	107
Metallurgical Technology	3	18	20)	
Photographic Arts	3	6	15	20
Radio and Television Arts	3	25	46	95
Retail Merchandising	3	25	32	64
Provincial Institute of Technology and Art, Calgary, Alberta:				
Aeronautical Engineering	3	18	27	24
Architectural Drafting	2	9	20	-
Automotive Service Engineering	2	19	21	-
Commercial Wireless	1	18	-	-
Drafting Technology	2	7	17	-
Industrial Electricity	2	20	25	-
Industrial Laboratory Technology	2	17	35	-
Machine Shop Technology	2	5	-	-
Radio and Electronics Technology	2	29	44	-
Survey Drafting Technology	2	13	39	-

1. The courses included are those which are at least of junior college level (i.e. courses which are completed when the students have reached a level of schooling, in years, at least two years beyond the level of junior matriculation).
2. Information on technical institutes in the Province of Quebec will be issued at a later date.
3. Course begun in 1956.



103

FULL-TIME UNDERGRADUATE(1) ENROLMENT AT CANADIAN UNIVERSITIES AND COLLEGES, BY
GRADUATING YEAR, AS REPORTED AT NOVEMBER 1, 1956

Prepared in the Higher Education Section, Education Division, Dominion Bureau
of Statistics, for distribution by the Executive and Professional Division,
National Employment Service, Unemployment Insurance Commission.

PART I: INTRODUCTION

This report should not be considered as giving actual graduation figures for 1957 and 1958. It is a preliminary statement, for distribution early in the academic year, to indicate the probable supply of graduates that may be leaving the universities and colleges in the specific years mentioned.

Throughout, the figures are actual or tentative registration figures for the number of full-time students enrolled in the various institutions at November 1, 1956, and do not take into account possible failures or withdrawals nor estimates of the number expected to graduate in 1957 and 1958. For this reason they should be regarded as approximate. This caution also applies to the interpretation of the various totals for faculties or subjects. Figures for the parent institutions include enrolment in them only. Those for affiliates are given separately unless otherwise specified.

The following is a list of the names and addresses of the institutions included in Parts II to V. In these sections the names have been abbreviated but if any two names are similar, the name of the province in which the institution is located is indicated. Affiliated institutions are indented under the name of the parent institution when they are located in the same province. The names of the institutions appear in the language used as the medium of instruction.

Newfoundland:

Memorial University of Newfoundland, St. John's.

Prince Edward Island:

Prince of Wales College, Charlottetown.
St. Dunstan's College, Charlottetown.

Nova Scotia:

Acadia University, Wolfville.
Collège Sainte-Anne, Church Point. (Bilingual).
Convent of the Sacred Heart, Halifax.
Dalhousie University, Halifax.
Pine Hill Divinity Hall, Halifax.
University of King's College, Halifax.
Holy Heart Seminary, Halifax.
Maritime School of Social Work, Halifax.
Mount Saint Vincent College, Halifax.
Nova Scotia Technical College, Halifax.
St. Francis Xavier University, Antigonish.
St. Mary's University, Halifax.


New Brunswick:

Mount Allison University, Sackville.
St. Thomas College, Chatham.
Université du Sacré-Coeur, Bathurst.
University of New Brunswick, Fredericton.
Université Saint-Louis, Edmundston.
Université Saint-Joseph, Université Saint-Joseph. (Bilingual).

Quebec:

Bishop's University, Lennoxville.
Ecole des Beaux-Arts, 3450, rue Saint-Urbain, Montréal.
McGill University, Montréal.
Sir George Williams College, Montreal.
Université de Montréal, Montréal.
Université de Sherbrooke, Sherbrooke.
Université Laval, Québec.

(1) In certain faculties graduate enrolment, as well as undergraduate, is included. Unless this is specified, all figures refer to undergraduate only (i.e. those studying for first degrees, or equivalent diplomas, in a particular field).



Ontario:

Assumption University of Windsor, Windsor.
Canadian Memorial Chiropractic College, Toronto.
Carleton College, Ottawa.
Collège du Sacré-Coeur, Sudbury.
College of Optometry of Ontario, Toronto.
Lakehead Technical Institute, Port Arthur.
McMaster University, Hamilton.
Ontario College of Art, Toronto.
Osgoode Hall Law School, Toronto.
Queen's University, Kingston.
Queen's Theological College, Kingston.
Royal Military College, Kingston.
Université d'Ottawa, Ottawa. (Bilingual).
Collège Bruyère, Ottawa.
Collège Classique de Cornwall, Cornwall.
Notre Dame College, Ottawa. (Bilingual).
Petit Séminaire d'Ottawa, Chemin Carson, Quarries.
St. Jerome's College, Kitchener.
St. Patrick's College, Ottawa.
University of Toronto, Toronto.
Knox College, Toronto.
Ontario Agricultural College, Guelph.
Ontario Veterinary College, Guelph.
St. Michael's College, Toronto.
Trinity College, Toronto.
Victoria University (Victoria College and Emmanuel College), Toronto.
Wycliffe College, Toronto.
University of Western Ontario, London.
Huron College, London.
St. Peter's Seminary and Christ the King College, London.
Ursuline College of Arts, London.
Waterloo College, Waterloo.

Manitoba:

University of Manitoba, Fort Garry, Winnipeg.
Brandon College, Brandon.
Collège de Saint-Boniface, Saint-Boniface.
Manitoba Law School, Winnipeg.
St. John's College, Winnipeg.
St. Paul's College, Winnipeg.
United College, Winnipeg.

Saskatchewan:


Collège Catholique de Gravelbourg, Gravelbourg.
Notre Dame College, Wilcox.
Saint Thomas College, North Battleford.
Scolasticat du Sacré-Coeur, Lebret.
University of Saskatchewan, Saskatoon.
Emmanuel College, Saskatoon.
Luther Theological Seminary, 212 Wiggins Ave., Saskatoon.
Lutheran College and Seminary, Saskatoon.
St. Andrew's College, Saskatoon.
St. Chad's College, Regina.
St. Thomas More College, Saskatoon.

Alberta:

Collège Saint-Jean, Edmonton.
University of Alberta, Edmonton.
Mount Royal College, Calgary.
St. Joseph's College, Edmonton.
St. Stephen's College, Edmonton.

British Columbia:

Canadian Services College, Royal Roads, Victoria.
University of British Columbia, Vancouver.
Anglican Theological College of British Columbia, Vancouver.
Union College of British Columbia, Vancouver.
Victoria College, Victoria.



FULL-TIME UNDERGRADUATE(1) ENROLMENT AT CANADIAN UNIVERSITIES AND COLLEGES,
BY GRADUATING YEAR, AS REPORTED AT NOVEMBER 1, 1956.

Prepared in the Higher Education Section, Education Division, Dominion Bureau
of Statistics, for distribution by the Executive and Professional Division,
National Employment Service, Unemployment Insurance Commission.

PART II: STUDENTS TO GRADUATE IN 1957 AND 1958 BY FACULTY AND INSTITUTION


Faculty and institution	Class due to graduate in		Faculty and institution	Class due to graduate in	
	1957	1958		1957	1958
Arts: (2, 3)			Arts (concluded): (2, 3)		
Memorial U.	11	9	U. of Western Ontario	168	144
Honours courses	-	2	Honours courses	92	97
St. Dunstan's Coll.	19	27	Huron Coll.	18	19
Acadia U. (4)	54	43	Honours courses	3	3
Honours courses	1	-	St. Peter's Coll. (Ont.) (5)	4	13
Coll. Sainte-Anne	13	13	Ursuline Coll. of Arts	16	14
Convent of the Sacred Heart	-	5	Honours courses	2	2
Dalhousie U.	44	46	Waterloo Coll.	61	41
Honours courses	6	4	Honours courses	3	12
U. of King's Coll.	10	18	U. of Manitoba	75	100
Honours courses	1	1	Honours courses	12	21
Mt. St. Vincent Coll.	10	8	Brandon Coll.	5	12
St. Francis Xavier U.	65	70	Coll. de Saint-Boniface	7	16
St. Mary's U.	19	23	St. John's Coll.	7	14
Mount Allison U.	64	69	St. Paul's Coll.	11	25
Honours courses	10	-	United Coll. (7)	73	103
St. Thomas Coll. (N.B.)	20	18	Honours courses	2	2
U. du Sacré-Coeur (N.B.)	14	16	Coll. Cath. de Gravelbourg	18	8
U. Saint-Joseph	35	32	Notre Dame Coll. (Sask.)	14	22
U. Saint-Louis	32	28	U. of Saskatchewan	68	113
U. of New Brunswick	28	33	Honours courses	8	3
Honours courses	6	14	St. Thomas More Coll.	13	35
Bishop's U.	53	56	Honours courses	-	2
Honours courses	3	4	Coll. St-Jean (Alta.)	3	2
McGill U.	153	178	U. of Alberta	106	115
Honours courses	34	45	Honours courses	9	13
Sir Geo. Williams Coll.	83	69	U. of British Columbia (7)	330	366
U. de Montréal (5)	648	849	Honours courses (7)	67	81
Honours courses	136	102			
U. de Sherbrooke	47	49	Total	4,976	5,657
U. Laval (5, 6)	629	763	General and pass	4,155	4,749
Lettres	10	11	Honours (2)	811	897
Assumption U. of Windsor	72	69	Lettres	10	11
Honours courses	1	1			
Carleton Coll.	41	35	Pure Science: (2)		
Honours courses	6	5	Memorial U.	8	5
Coll. du Sacré-Coeur (Ont.)	22	32	Honours courses	-	3
McMaster U.	99	83	St. Dunstan's Coll.	9	3
Honours courses	27	23	Acadia U.	28	49
Queen's U. (7)	174	154	Honours courses	7	-
Honours courses	34	40	Dalhousie U.	40	49
Royal Military Coll. (8)	-	7	Honours courses	11	5
Honours courses	-	15	U. of King's Coll.	6	6
U. d'Ottawa (5)	46	41	Honours courses	-	1
Honours courses	64	33	Mount St. Vincent Coll.	1	7
Coll. Bruyère	10	9	St. Francis Xavier U.	49	70
Coll. Class. de Cornwall	5	7	St. Mary's U.	6	4
Notre Dame Coll. (Ont.)	9	9	St. Thomas College (N.B.)	6	-
Petit Sém. d'Ottawa	12	10	U. Saint-Joseph	5	3
St. Jerome's Coll. (5)	4	5	U. of New Brunswick	18	30
St. Patrick's Coll.	18	20	Honours courses	6	-
U. of Toronto (7, 9)	246	270	Bishop's U.	16	16
Honours courses	128	174	Honours courses	3	3
St. Michael's Coll. (7)	128	150	McGill U.	104	152
Honours courses	23	31	Honours courses	38	40
Trinity Coll. (7)	73	63	Sir Geo. Williams Coll.	30	31
Honours courses	40	43	U. de Montréal	35	28
Victoria Coll. (Ont.) (7)	148	201	Honours courses	66	79
Honours courses	93	124			

See footnotes at end of table.



Faculty and institution	Class due to graduate in		Faculty and institution	Class due to graduate in	
	1957	1958		1957	1958
Pure Science (concluded): (2)			Commerce and Business		
U. Laval (Honours)	11	21	Administration: (figures are for pass or general courses unless otherwise stated)		
Assumption U. of Windsor	20	29	Memorial U.	2	-
Carleton Coll.	26	35	St. Dunstan's Coll.	4	3
Honours courses	3	1	Dalhousie U.	18	27
McMaster U.	20	28	St. Francis Xavier U.	24	35
Honours courses	21	44	St. Mary's U.	9	9
Queen's U. (Honours)	25	17	Mount Allison U.	24	17
U. d'Ottawa	1	2	Honours courses	1	-
Honours courses	7	11	U. of New Brunswick	6	17
St. Jerome's Coll.	-	2	U. Saint-Joseph	11	9
St. Patrick's Coll.	8	10	U. Saint-Louis	10	-
Honours courses	-	1	McGill U.	75	88
U. of Toronto (Honours) (9)	42	54	Sir Geo. Williams Coll.	42	43
St. Michael's Coll.	23	28	U. de Montréal	96	151
Honours courses	2	6	U. Laval	88	94
U. of Western Ontario	19	19	Assumption U. of Windsor	20	31
Honours courses	34	17	Honours courses	-	1
Ursuline Coll. (Honours)	-	1	Carleton Coll.	9	17
U. of Manitoba	100	140	McMaster U.	7	9
Honours courses	18	20	Honours	2	7
Brandon Coll.	20	23	Queen's U. (Honours)	20	25
St. Paul's Coll.	-	3	Royal Military Coll. (Hon.) (8)	-	7
U. of Saskatchewan	56	93	U. d'Ottawa	37	26
Honours courses	15	10	St. Jerome's Coll.	-	2
St. Thomas More Coll.	11	29	St. Patrick's Coll.	13	10
U. of Alberta	102	151	U. of Toronto (Honours) (9)	19	24
Honours courses	16	17	Trinity Coll. (Honours)	1	10
Total	1,092	1,396	Victoria Coll. (Ont.) (Hon.)	19	24
General and pass	767	1,045	U. of Western Ontario (Hon.)	75	69
Honours courses (2)	325	351	Ursuline Coll. of Arts	1	-
Total Arts and Pure Science	6,061	7,050	U. of Manitoba	14	21
General and pass	4,915	5,791	Honours courses	3	5
Honours courses (2)	1,136	1,248	U. of Saskatchewan	39	50
Lettres	10	11	Honours courses	2	-
			U. of Alberta	28	46
			U. of British Columbia	100	126
Agriculture:			Total	819	1,003
McGill U.	53	64	General and pass	677	831
U. de Montréal	17	13	Honours courses	142	172
U. Laval	8	7			
Ont. Agricultural Coll.	73	105	Dentistry: (figures are for Doctor of Dental Science course unless otherwise stated)		
U. of Manitoba	27	23	Dalhousie U.	11	12
U. of Saskatchewan	24	28	McGill U.	32	35
U. of Alberta	30	21	U. de Montréal	37	50
U. of British Columbia	30	31	Dental Nursing	8	-
Total	262	292	U. of Toronto	78	74
			B. Sc. (Dentistry)	4	-
Architecture:			Dental Hygiene	14	8
Ecole des Beaux-Arts (Est.)	17	17	U. of Alberta	28	28
McGill U.	17	24	Total	212	207
U. of Toronto	30	34	D. D. S.	186	199
U. of Manitoba	22	21	B. Sc. (Dentistry)	4	-
U. of British Columbia	16	10	Dental Hygiene	14	8
Total	102	106	Dental Nursing	8	-
Canon Law:			Education: (figures are for Bachelor of Education course unless otherwise stated)		
U. d'Ottawa	6	2	Memorial U.	19	24
			Acadia U.	17	-
			Diploma courses	6	-
Child Study:					
U. of Toronto	16	-			
Chiropractic:					
Canadian Memorial Chiropractic Coll.	44	49			

See footnotes at end of table.




Faculty and institution	Class due to graduate in		Faculty and institution	Class due to graduate in	
	1957	1958		1957	1958
<u>Education (concluded):</u>			<u>Forestry: (12)</u>		
Dalhousie U.	24	-	U. of New Brunswick	19	18
Diploma courses	-	3	U. of Toronto	25	23
Mount St. Vincent Coll.	10	5	U. of British Columbia	26	20
Diploma courses	1	-	Total	70	61
St. Francis Xavier U.	25	-	<u>Household Science:</u>		
Diploma courses	7	-	Acadia U.	9	12
Mount Allison U.	14	-	Mount St. Vincent Coll.	3	-
Diploma courses	4	-	St. Francis Xavier U.	12	4
U. of New Brunswick	9	-	Mount Allison U.	9	12
U. Saint-Joseph	3	-	McGill U.	17	19
Bishop's U. (Diploma)	9	10	U. de Montréal	25	57
McGill U.	6	10	U. Laval	20	26
Diploma courses	236	79	U. of Toronto	2	12
U. de Montréal	247	177	Ont. Agricultural Coll.	32	32
U. de Sherbrooke	8	12	U. of Western Ontario	10	6
U. Laval	26	28	Ursuline Coll. of Arts	6	4
U. of Toronto	60	-	U. of Manitoba	44	38
Diploma courses	349	-	U. of Saskatchewan	16	15
U. of Manitoba	50	50	U. of Alberta	28	28
Bachelor of Pedagogy	50	-	U. of British Columbia	21	37
Brandon Coll.	11	-	Total	254	302
Diploma courses	2	-	<u>Hygiene and Public Health:</u>		
U. of Saskatchewan	56	67	U. de Montréal	98	-
Diploma courses	16	-	U. of Toronto	18	10
U. of Alberta	87	77	Total	116	10
Diploma courses	418	-	<u>Interior Design:</u>		
U. of British Columbia	22	50	U. of Manitoba	13	8
Diploma courses	430	-	<u>Journalism:</u>		
Victoria Coll. (B.C.) (Dipl.)	145	57	St. Mary's U.	1	1
Total	2,367	649	Mount St. Vincent Coll.	2	1
Bachelor of Education	694	500	U. of King's Coll.	1	1
Bachelor of Pedagogy	50	-	Carleton Coll.	24	9
Diploma courses	1,623	149	U. of Western Ontario	3	6
<u>Engineering and Applied Science: (10)</u>			Ursuline Coll. of Arts	-	1
Dalhousie U.	1	2	Total	31	19
Nova Scotia Tech. Coll.	88	172	<u>Law:</u>		
U. of New Brunswick	71	89	Dalhousie U.	59	58
McGill U.	282	303	U. of New Brunswick	8	11
U. Laval	112	140	McGill U.	51	39
U. de Montréal	117	126	U. de Montréal	87	78
Queen's U.	211	230	U. de Sherbrooke	17	5
Royal Military Coll.	-	85	U. Laval	37	68
U. d'Ottawa	3	4	Osgoode Hall Law School	223	232
U. of Toronto	415	459	U. d'Ottawa	24	23
Ont. Agricultural Coll. (11)	-	4	U. of Toronto	33	33
U. of Western Ontario	-	12	Manitoba Law School	41	34
U. of Manitoba	123	148	U. of Saskatchewan	25	37
U. of Saskatchewan	134	188	U. of Alberta	24	24
U. of Alberta	128	177	U. of British Columbia	52	75
U. of British Columbia	172	207	Total	681	717
Total	1,857	2,346	<u>Library Science: (figures are for Bachelor's degree courses unless otherwise specified)</u>		
<u>Fine and Applied Arts:</u>			Mount St. Vincent Coll.	1	-
Mount Allison U.	13	8	McGill U.	30	-
Ontario Coll. of Art (Est.)	60	80	Master's degree	-	2
U. of Toronto	4	9	U. d'Ottawa	1	-
U. of Manitoba	7	7	U. of Toronto	45	-
U. of Alberta (Art diploma)	2	1	Total	77	2
Total	86	105	<u>Bachelor's degree</u>		
<u>Fisheries:</u>			<u>Master's degree</u>		
U. Laval	4	3	-		
			-		

See footnotes at end of table.



Faculty and institution	Class due to graduate in		Faculty and institution	Class due to graduate in	
	1957	1958		1957	1958
Medical Technology:					
U. Laval	30	52	Nursing (concluded):		
Medicine: (figures are for M.D. degree unless otherwise stated)			U. of British Columbia	34	34
Dalhousie U.	49	55	Diploma courses	53	-
McGill U.	96	111	Total(14)	883	358
U. de Montréal	97	110	B. Sc. in Nursing	185	184
B. Sc. (Medicine)	6	-	Diploma courses (14)	698	174
U. Laval	110	125	Optometry:		
Queen's U.	57	49	U. de Montréal	12	26
U. d'Ottawa	49	42	Coll. of Optometry of Ont.	11	11
B. Sc. (Medicine)	9	4	Total	23	37
U. of Toronto	140	124			
B. Sc. (Medicine)	3	-	Pharmacy:		
U. of Western Ontario	58	57	Dalhousie U.	10	13
U. of Manitoba (13)	116	51	U. de Montréal	58	59
U. of Saskatchewan	29	39	U. Laval	12	16
U. of Alberta	49	46	U. of Toronto	93	88
B. Sc. (Medicine)	3	-	U. of Manitoba	17	21
U. of British Columbia	49	48	U. of Saskatchewan	28	19
Total	920	861	U. of Alberta	38	41
M. D. course	899	857	U. of British Columbia	41	46
B. Sc. (Medicine)	21	4	Total	297	303
Music:					
Acadia U.	2	1	Philosophy:		
Dalhousie U.	1	-	U. de Montréal	87	60
Mount St. Vincent Coll.	1	-	U. Laval	8	15
Mount Allison U.	11	9	U. d'Ottawa	95	62
McGill U.	5	5	St. Jerome's Coll.	42	49
U. de Montréal	12	13	St. Peter's Seminary (Ont.)	14	27
U. Laval	5	7	St. Thomas Coll. (Sask.)	6	2
U. of Toronto	19	18	Scol. du Sacré-Coeur (Sask.)	4	8
U. of Western Ontario	6	9	St. Joseph's Coll. (Alta.)	25	15
Ursuline Coll. of Arts	-	2	Total	281	238
Total	62	64			
Nursing: (figures are for B. Sc. in Nursing unless otherwise stated)			Physical and Health Education:		
Dalhousie U.	1	4	McGill U.	10	27
Diploma courses	24	-	McMaster U.	5	-
Mount Saint Vincent Coll.	-	9	Queen's U.	8	23
St. Francis Xavier U. (Diploma)	5	3	U. d'Ottawa	5	3
St. Thomas Coll. (N. B.)	6	-	U. of Toronto	31	26
McGill U.	21	-	U. of Western Ontario	9	15
Diploma courses	60	-	U. of Alberta	-	17
U. de Montréal	23	-	U. of British Columbia	21	26
Diploma courses (14)	28	-	Total	89	137
U. Laval (14)	-	-			
Assumption U. of Windsor	-	2	Physiotherapy and Occupational Therapy: (figures are for degree courses unless otherwise stated)		
Diploma courses	1	-	McGill U.	1	9
McMaster U.	9	10	Diploma courses	38	57
Queen's U.	15	9	U. de Montréal	9	21
Diploma courses	6	-	U. of Toronto	69	63
U. d'Ottawa	33	35	U. of Alberta	17	26
Diploma courses	41	28	Total	134	176
U. of Toronto	19	35	Degree courses	96	119
Diploma courses	175	-	Diploma courses	38	57
U. of Western Ontario	10	-			
Diploma courses	89	-	Secretarial Science:		
U. of Manitoba (Diploma)	14	-	Acadia U.	10	12
U. of Saskatchewan	12	19	Mount St. Vincent Coll.	3	4
Diploma courses	110	80	Mount Allison U.	13	12
U. of Alberta	2	17			
Diploma courses	92	73			

See footnotes at end of table.



Faculty and institution	Class due to graduate in		Faculty and institution	Class due to graduate in	
	1957	1958		1957	1958
Secretarial Science (concl.):			Theology (concluded):		
U. of Western Ontario	20	18	Pine Hill Divinity Hall	17	22
Ursuline Coll. of Arts	1	4	U. of King's Coll.	2	6
Waterloo Coll.	4	8	Bishop's U.	3	5
Total	51	58	McGill U.	17	10
Social Science: (where not included in Arts or Social Service)			U. de Montréal	200	200
U. Laval (Bachelor)	13	22	U. Laval	45	66
Master	15	-	Queen's Theological Coll.	11	11
Total	28	22	Huron Coll.	12	13
Social Work: (figures for Bachelor's or Master's degree as noted)			Knox Coll.	20	17
Maritime School of Social Work (Master)	7	13	McMaster U.	16	20
McGill U. (Master)	36	48	St. Michael's Coll.	28	35
U. de Montréal (Bach.) (15)	3	-	Trinity Coll.	15	18
Master (15)	37	48	U. d'Ottawa	29	23
U. Laval (Bachelor)	14	17	Victoria U. (Ont.)	34	31
Master	13	-	Bachelor of Religious Ed.	7	-
St. Patrick's College (Bach.)	31	-	Waterloo Coll.	4	6
Master	14	-	Wycliffe Coll.	11	11
U. of Toronto (Bachelor)	49	-	St. John's Coll.	3	4
Master (Estimated)	30	-	United Coll.	12	12
U. of Manitoba (Bachelor)	31	-	Emmanuel Coll. (Sask.)	6	8
Master	9	-	Luther Theological Sem.	6	7
U. of British Columbia (Bac.)	41	-	Lutheran Coll. and Sem.	4	10
Master	18	-	St. Andrew's Coll.	12	5
Total	333	126	St. Chad's Coll.	3	1
Bachelor's degree	169	17	Scol. du Sacré-Coeur (Sask.)	9	8
Master's degree	164	109	U. of Alberta	13	-
Theology:			St. Stephen's Coll.	8	4
Acadia U.	2	-	Anglican Theological Coll.	6	9
Holy Heart Seminary	24	23	Union Coll. of B.C.	3	7
			Total	582	592
			B. Religious Education	7	-
			Other	575	592
			Veterinary Science:		
			U. de Montréal	18	23
			Ontario Veterinary Coll.	45	53
			Total	63	76

- (1) In certain faculties graduate enrolment, as well as undergraduate, is included. Unless this is specified, all figures refer to undergraduate only (i.e. those studying for first degrees or equivalent diplomas in a particular field).
- (2) See Part III for 1957 and 1958 honours graduates in certain specialized fields of Pure Science and Social Science. Note that several institutions include Pure Science enrolment in Arts.
- (3) See also enrolment in Philosophy and Social Science for Arts graduates.
- (4) 10(57) and 4(58) also included in Secretarial Science.
- (5) See also enrolment in Philosophy.
- (6) See also enrolment in Social Science.
- (7) Includes Pure Science.
- (8) The Canadian Services Colleges at St-Jean (Qué.) and Royal Roads (B.C.) give the equivalent of the first two years of the Royal Military College (Ont.) curriculum. Students who then receive the R.M.C. diploma after two additional years may obtain a Bachelor's degree at another institution after a further year of study.
- (9) Includes University College enrolment only.
- (10) See Parts IV and V for graduates in specialized fields of Engineering and for distribution of total Engineering enrolment by graduating year.
- (11) Also included in 1957 in Agriculture.
- (12) See also Forest Engineering enrolment reported in Part IV.
- (13) M.D. degree to be conferred at end of fourth year, commencing May 1957, rather than at end of fifth year, as heretofore.
- (14) Excluding an estimated 550(57) and 575(58) at Montréal and 366(57) and 378(58) at Laval in hospital schools of nursing.
- (15) Includes Social Science.



FULL-TIME UNDERGRADUATE ENROLMENT AT CANADIAN UNIVERSITIES AND COLLEGES, BY GRADUATING YEAR, AS REPORTED AT NOVEMBER 1, 1956


Prepared in the Higher Education Section, Education Division, Dominion Bureau of Statistics, for distribution by the Executive and Professional Division, National Employment Service, Unemployment Insurance Commission

PART III: HONOURS ARTS AND PURE SCIENCE STUDENTS TO GRADUATE IN 1957 AND 1958 WITH HONOURS BACHELOR'S DEGREES IN CERTAIN FIELDS OF PURE SCIENCE AND SOCIAL SCIENCE

Institution	Bacteriology		Biochemistry		Biology		Botany		Chemistry		Chemistry		Economics (1)	
	57	58	57	58	57	58	57	58	57	58	57	58	57	58
	Memorial U.	-	-	-	-	-	-	-	2	-	-	-	1	-
Acadia U. (2)	-	-	-	-	2	-	-	-	2	-	-	-	-	-
Dalhousie U.	-	-	-	-	2	4	-	-	3	1	-	-	1	-
U. of King's Coll.	-	-	-	-	-	-	-	-	-	-	-	-	-	1
Mount Allison U.	-	-	-	-	-	1	-	-	5	5	-	-	-	-
U. of New Brunswick (2)	-	-	-	-	3	-	-	-	-	-	-	-	2	3
Bishop's U.	-	-	-	-	-	-	-	-	-	-	-	1	-	2
U. Laval (3)	-	-	-	-	1	3	-	-	3	4	-	-	-	-
McGill U.	-	1	12	6	-	2	1	1	4	7	-	-	12	13
U. de Montréal	1	-	2	6	12	8	-	-	29	29	-	-	5	7
Carleton Coll.	-	-	-	-	1	1	-	-	-	-	-	-	1	-
McMaster U.	-	-	1	2	1	2	-	-	2	6	2	2	2	1
Queen's U.	-	-	3	1	5	2	(4)	-	6	4	-	3	6	3
Royal Military Coll. (5)	-	-	-	-	-	-	-	-	-	-	-	-	-	2
U. d'Ottawa	-	-	-	-	1	5	-	-	2	4	-	-	-	-
U. of Toronto (6)	-	-	4	5	3	4	-	-	3	6	3	2	(7)	-
St. Michael's Coll.	-	-	-	-	-	-	-	-	-	3	-	-	(7)	-
Trinity Coll.	-	-	-	-	-	-	-	-	-	1	-	-	(7)	-
Victoria Coll.	-	-	3	2	1	1	-	-	-	1	1	3	(7)	-
U. of Western Ontario(6)	-	-	-	-	2	3	-	-	10	3	1	1	7	7
Ursuline Coll. of Arts	-	-	-	-	-	1	-	-	-	-	-	-	-	-
U. of Manitoba	-	-	-	-	-	1	-	-	7	5	-	-	1	-
U. of Saskatchewan	-	-	-	-	2	2	-	-	2	2	-	-	1	-
U. of Alberta	-	-	-	-	-	1	-	-	7	9	-	-	-	2
U. of British Columbia	2	3	1	2	-	1	2	-	10	13	-	-	2	3
Total	3	4	26	24	36	42	3	3	95	103	7	13	40	45


Institution	Geography		Geology		Mathematics		Maths & Physics		Physics		Physics & Geology		Political Science(8)	
	57	58	57	58	57	58	57	58	57	58	57	58	57	58
Memorial U.	-	-	-	-	-	-	-	-	-	-	-	-	-	-
Acadia U. (2)	-	-	1	-	2	-	-	-	-	-	-	-	-	-
Dalhousie U.	-	-	-	-	2	-	-	-	4	-	-	-	-	-
U. of King's Coll.	-	-	-	1	-	-	-	-	-	-	-	-	-	-
Mount Allison U.	-	-	1	2	2	-	-	-	2	2	-	-	-	-
U. of New Brunswick ()	-	-	3	-	-	-	-	-	-	-	-	-	1	1
Bishop's U.	-	-	-	-	-	-	2	1	-	-	-	-	-	-
U. Laval (3)	-	-	-	-	-	3	-	-	7	3	-	-	-	-
McGill U.	1	2	2	2	1	8	4	8	-	-	-	1	(9)	-
U. de Montréal	5	9	5	12	8	11	-	-	10	13	-	-	2	-
Carleton Coll.	-	-	-	-	-	-	-	-	2	-	-	-	-	-
McMaster U.	3	8	2	10	4	9	1	1	5	4	-	-	5	5
Queen's U.	-	-	8	4	1	1	-	5	3	3	-	-	5	5
Royal Military Coll. (5)	-	-	-	-	-	-	-	-	-	-	-	-	-	1
U. d'Ottawa	2	2	-	-	-	-	-	-	4	2	-	-	12	23
U. of Toronto (6)	2	-	1	-	(10)	-	14	20	(10)	-	1	-	7	3
St. Michael's Coll.	-	-	-	-	-	-	1	2	-	-	-	-	3	3
Trinity Coll.	1	2	-	-	-	-	-	4	-	-	-	-	3	10
Victoria Coll.	2	2	1	-	-	-	5	4	-	-	1	-	8	13
U. of Western Ontario(6)	3	3	14	4	3	5	-	-	6	4	-	-	(9)	-
Ursuline Coll. of Arts	-	-	-	-	-	-	-	-	-	-	-	-	-	-
U. of Manitoba	-	2	5	4	2	-	1	5	3	4	-	-	-	2
U. of Saskatchewan	-	-	1	2	3	2	-	-	4	2	-	-	-	1
U. of Alberta	-	-	3	3	1	-	-	-	3	3	-	-	1	-
U. of British Columbia	1	1	6	3	4	5	3	13	1	3	-	-	-	2
Total	20	31	53	47	33	44	31	63	54	43	2	1	42	64

- See footnotes on reverse.



Institution	Psychology (12)		Sociology		Zoology		General Science		Other (11)	
	57	58	57	58	57	58	57	58	57	58
Memorial U.	-	-	-	-	-	-	-	-	-	-
Acadia U. (2)	-	-	-	-	-	-	-	-	-	-
Dalhousie U.	-	-	-	-	-	-	-	-	-	-
U. of King's Coll.	-	-	-	-	-	-	-	-	-	-
Mount Allison U.	3	3	-	-	-	-	-	-	-	-
U. of New Brunswick (2)	1	-	1	1	-	-	-	-	-	-
Bishop's U.	-	-	-	-	-	-	-	-	1	1
U. Laval (3)	-	-	-	-	-	-	-	8	-	-
Mc Gill U.	7	9	2	-	1	1	-	-	6	4
U. de Montréal	36	22	3	4	-	-	-	-	-	-
Carleton Coll.	-	-	-	-	-	-	-	-	-	-
McMaster U.	-	15	-	-	-	-	-	-	-	-
Queen's U.	3	2	-	-	-	(4)	-	-	-	-
Royal Military Coll. (5)	-	-	-	-	-	-	-	-	-	-
U. d' Ottawa (12)	50	8	-	-	-	-	-	-	-	-
U. of Toronto (6)	7	7	3	3	-	-	-	-	2	1
St. Michael's Coll.	-	2	-	-	-	-	-	-	-	-
Trinity Coll.	2	3	-	-	-	-	-	-	-	-
Victoria Coll.	3	11	1	-	-	-	-	-	-	1
U. of Western Ontario (6)	7	6	(9)	-	(4)	-	-	-	1	2
Ursuline Coll. of Arts	-	-	-	-	-	-	-	-	-	-
U. of Manitoba	2	-	-	-	-	-	-	-	-	1
U. of Saskatchewan	-	-	-	-	-	-	-	-	2	-
U. of Alberta	4	4	-	-	1	-	-	-	-	-
U. of British Columbia	7	5	2	-	4	10	-	-	-	2
Total	132	97	12	8	6	11	-	8	12	12

1. See also Political Science.
2. Students not registered in honours Science until final year.
3. No information received on Social Science by specialty.-13(57), 22(58) reported.
4. Included in Biology.
5. Students receive R.M.C. diploma in 1957 - can obtain Bachelor's degree in one more year at another institution.
6. Excluding enrolment in affiliated colleges below.
7. Included in Political Science.
8. See also Economics.
9. Included in Economics.
10. Included in Maths and Physics.
11. Bishop's U. - 1 (57), 1 (58) in Biology and Chemistry;
 McGill U. - 4 (57), 3 (58) in Physiology, 2 (57), 1 (58) in Genetics;
 U. of Toronto - 2 (57), 1 (58) in Food Chemistry;
 Victoria Coll. - 1 (58) in Food Chemistry;
 U. of Western Ontario - 1 (57), 2 (58) in Radio Physics;
 U. of Manitoba- 1 (58) in Mathematical Physics;
 U. of Saskatchewan - 1 (57) in Histology, 1 (57) in Physiology;
 U. of British Columbia - 2 (58) in Physiology.
12. Psychology - Education at Université d'Ottawa.




FULL TIME ENROLMENT¹ AT CERTAIN CANADIAN TECHNICAL INSTITUTES²,
BY GRADUATING YEAR, AS REPORTED AT NOVEMBER 1, 1956

Prepared in the Higher Education Section, Education Division, Dominion Bureau
of Statistics, for distribution by the Executive and Professional Division,
National Employment Service, Unemployment Insurance Commission.

Institution and course	Length of course in years	Enrolment in class due to graduate in		
		1957	1958	1959
Lakehead Technical Institute, Port Arthur, Ontario:				
Technical Forestry	2	4	9	-
Technical Mining	2	1	8	-
Technical Chemistry (Laboratory Technician)	2	3	7	-
Provincial Institute of Mining, Haileybury, Ontario:				
Mining Technology	2	36	63	-
Provincial Institute of Textiles, Hamilton, Ontario:				
Electronics Technology (3)	3	-	-)	
Mechanical Technology (3)	3	-	-)	16
Textiles Technology - Manufacturing	3	2	7)	
Textiles Technology - Chemistry and Dyeing	3	1	3)	
Ryerson Institute of Technology, Toronto, Ontario:				
Architectural Technology	3	36	47	91
Business Administration	3	27)	43	143
Secretarial Science	3	7)		
Electrical Technology	3	42)	186	279
Electronic Technology	3	94)		
Fashion	3	12	11	29
Furniture Design	3	4)	14	20
Interior Design	3	4)		
Practical Journalism	3	9	15)	21
Printing Management	3	6	12)	
Instrument Technology	3	9)	21	62
Chemical Research Technology	3	10)		
Medical Laboratory Technology	2	4	6	-
Baking Administration	2	3	3	-
Childhood Management	2	20	29	-
Home Economics	3	14	23	37
Hotel, Resort and Restaurant Administration	3	11	14	25
Mechanical Technology	3	27	50)	107
Metallurgical Technology	3	18	20)	
Photographic Arts	3	6	15	20
Radio and Television Arts	3	25	46	95
Retail Merchandising	3	25	32	64
Provincial Institute of Technology and Art, Calgary, Alberta:				
Aeronautical Engineering	3	18	27	24
Architectural Drafting	2	9	20	-
Automotive Service Engineering	2	19	21	-
Commercial Wireless	1	18	-	-
Drafting Technology	2	7	17	-
Industrial Electricity	2	20	25	-
Industrial Laboratory Technology	2	17	35	-
Machine Shop Technology	2	5	-	-
Radio and Electronics Technology	2	29	44	-
Survey Drafting Technology	2	13	39	-

1. The courses included are those which are at least of junior college level (i.e. courses which are completed when the students have reached a level of schooling, in years, at least two years beyond the level of junior matriculation).
2. Information on technical institutes in the Province of Quebec will be issued at a later date.
3. Course begun in 1956.



103 -
FULL-TIME UNDERGRADUATE¹ ENROLMENT AT CANADIAN UNIVERSITIES AND COLLEGES, BY
GRADUATING YEAR, AS REPORTED AT NOVEMBER 1, 1955

Prepared in the Higher Education Section, Education Division, Dominion Bureau
of Statistics, for distribution by the Executive and Professional Division,
National Employment Service, Unemployment Insurance Commission

PART: I: INTRODUCTION

This report should not be considered as giving total enrolment figures for the 1955-56 academic year. It is a preliminary statement, for distribution early in the academic year, to indicate the probable supply of graduates that may be leaving the universities and colleges in the specific years mentioned.

Throughout, the figures refer to the actual enrolment, at November 1, 1955, in the institutions, and do not take into account possible failures or withdrawals nor estimates of the number expected to graduate in any year. For this reason, and especially with respect to the years beyond 1956, they should be regarded as approximate. This caution also applies to the interpretation of the various totals for faculties or subjects. Figures for the parent institutions include enrolment in them only. Those for affiliates are given separately unless otherwise specified.

The following is a list of the names and addresses of the institutions included in Parts II to IV. In these sections the names have been abbreviated but if any two names are similar, the name of the province in which the institution is located is indicated. Affiliated institutions are indented under the name of the parent institution when they are located in the same province. The names of the institutions appear in the language used as the medium of instruction.

Newfoundland:

Memorial University of Newfoundland, St. John's.

Prince Edward Island:

Prince of Wales College, Charlottetown.
St. Dunstan's College, Charlottetown.

Nova Scotia:

Acadia University, Wolfville.
Collège Sainte-Anne, Church Point. (Bilingual)
Convent of the Sacred Heart, Halifax.
Dalhousie University, Halifax.
Pine Hill Divinity Hall, Halifax.
University of King's College, Halifax.
Holy Heart Seminary, Halifax.
Maritime School of Social Work, Halifax.
Mount Saint Vincent College, Halifax.
Nova Scotia Agricultural College, Truro.
Nova Scotia Technical College, Halifax.
St. Francis Xavier University, Antigonish.
St. Mary's University, Halifax.


New Brunswick:

Mount Allison University, Sackville.
St. Thomas College, Chatham.
Université du Sacré-Coeur, Bathurst.
University of New Brunswick, Fredericton.
Université Saint-Louis, Edmundston.
Université Saint-Joseph, Université Saint-Joseph. (Bilingual).

Quebec:

Bishop's University, Lennoxville.
Collège Militaire Royal de Saint-Jean, Saint-Jean.
Ecole des Beaux-Arts, 3450, rue Saint-Urbain, Montréal.
McGill University, Montreal.
Sir George Williams College, Montreal.
Université de Montréal, Montréal.
Université de Sherbrooke, Sherbrooke.
Université Laval, Quebec.

1. In certain faculties graduate enrolment, as well as undergraduate, is included. Unless this is specified, all figures refer to undergraduate only (i.e. those studying for first degrees, or equivalent diplomas, in a particular field).



Ontario:

Assumption College, Windsor.
Canadian Memorial Chiropractic College, Toronto.
Carleton College, Ottawa.
Collège du Sacré-Coeur, Sudbury.
College of Optometry of Ontario, Toronto.
Lakehead Technical Institute, Port Arthur.
McMaster University, Hamilton.
Osgoode Hall Law School, Toronto.
Queen's University, Kingston.
Queen's Theological College, Kingston.
Royal Military College, Kingston.
Université d'Ottawa, Ottawa. (Bilingual).
Collège Bruyère, Ottawa.
Collège Classique de Cornwall, Cornwall.
Notre Dame College, Ottawa. (Bilingual).
Petit Séminaire d'Ottawa, Ottawa.
St. Jerome's College, Kitchener.
St. Patrick's College, Ottawa.
University of Toronto, Toronto.
Knox College, Toronto.
Ontario Agricultural College, Guelph.
Ontario Veterinary College, Guelph.
St. Michael's College, Toronto.
Trinity College, Toronto.
Victoria University (Victoria College and Emmanuel College). Toronto.
Wycliffe College, Toronto.
University of Western Ontario, London.
Huron College, London.
Music Teacher's College, London.
St. Peter's Seminary and Christ the King College, London.
Ursuline College of Arts, London.
Waterloo College, Waterloo.

Manitoba:

University of Manitoba, Fort Garry, Winnipeg.
Brandon College, Brandon.
Collège de Saint-Boniface, Saint-Boniface.
Manitoba Law School, Winnipeg.
St. John's College, Winnipeg.
St. Paul's College, Winnipeg.
United College, Winnipeg.

Saskatchewan:

Collège Catholique de Gravelbourg, Gravelbourg.
Notre Dame College, Wilcox.
Saint Thomas College, North Battleford.
Scolasticat du Sacré-Coeur, Lebret.
University of Saskatchewan, Saskatoon.
Campion College, Regina.
Emmanuel College, Saskatoon.
Luther College, Regina.
Luther Theological Seminary, 212 Wiggins Ave., Saskatoon.
Lutheran College and Seminary, Saskatoon.
Regina College, Regina (included in figures for the university).
St. Andrew's College, Saskatoon.
St. Chad's College, Regina.
St. Peter's College, Muenster.
St. Thomas More College, Saskatoon.

Alberta:

Collège Saint-Jean, Edmonton.
University of Alberta, Edmonton.
Mount Royal College, Calgary.
St. Joseph's College, Edmonton.
St. Stephen's College, Edmonton.

British Columbia:

Canadian Services College, Royal Roads, Victoria.
Notre Dame College, Nelson.
University of British Columbia, Vancouver.
Anglican Theological College of British Columbia, Vancouver.
Union College of British Columbia, Vancouver.
Victoria College, Victoria.



FULL-TIME UNDERGRADUATE ENROLMENT AT CANADIAN UNIVERSITIES AND COLLEGES, BY GRADUATING YEAR, AS REPORTED AT NOVEMBER 1, 1955

Prepared in the Higher Education Section, Education Division, Dominion Bureau of Statistics, for distribution by the Executive and Professional Division, National Employment Service, Unemployment Insurance Commission

PART II: TOTAL ENROLMENT BY FACULTY AND INSTITUTION

Faculty and Institution	Class due to graduate in						Total
	1956	1957	1958	1959	1960	1961	
<u>Art as Applied to Medicine:</u>							
U. of Toronto	4	1	2	-	-	-	7
<u>Arts: (2,3)</u>							
Memorial U.	5	10	10	43	-	-	68
Honours courses	3	-	-	-	-	-	3
Prince of Wales Coll.	-	-	7	13	-	-	20
St. Dunstan's Coll.	19	20	25	36	-	-	100
Acadia U.	62	53	60	51	-	-	226
Honours courses	4	-	-	-	-	-	4
Coll. Sainte-Anne	9	10	15	23	-	-	57
Con. of the Sacred Heart	-	-	2	-	-	-	2
Dalhousie U.	33	47	70	34	-	-	184
Honours courses	7	4	-	-	-	-	11
U. of King's Coll.	13	19	23	13	-	-	68
Honours courses	4	-	-	-	-	-	4
Mt. St. Vincent Coll.	9	11	16	45	33	-	114
St. Francis Xavier U.	69	65	61	49	-	-	244
St. Mary's U.	18	24	24	32	-	-	98
Mount Allison U.	48	61	92	67	-	-	268
Honours courses	11	15	-	-	-	-	26
St. Thomas Coll. (N.B.)	10	11	10	46	-	-	77
U. du Sacré-Coeur (N.B.)	22	17	16	28	-	-	83
U. Saint-Joseph	22	49	42	40	-	-	153
U. Saint-Louis (4)	27	35	36	56	-	-	154
U. of New Brunswick	23	34	42	52	-	-	151
Honours courses	7	6	-	-	-	-	13
Bishop's U.	55	45	53	16	-	-	169
Honours courses	1	2	2	7	-	-	12
McGill U.	149	161	223	268	-	-	801
Honours courses	31	46	32	-	-	-	109
Sir Geo. Williams Coll.	47	65	83	107	-	-	302
U. de Montréal (5)	700	791	1,027	1,300	-	-	3,818
Lettres	78	108	34	-	-	-	220
U. de Sherbrooke	46	49	55	71	-	-	221
U. Laval (Lettres) (4,5,6)	18	36	-	-	-	-	54
Assumption Coll.	68	64	73	79	-	-	284
Honours courses	1	-	2	2	-	-	5
Carleton Coll.	47	48	61	27	-	-	183
Honours courses	4	-	2	-	-	-	6
Coll. du Sacré-Coeur (Ont.)	35	21	52	60	-	-	168
Lakehead Technical Institute	-	-	19	-	-	-	19
McMaster U.	137	90	126	99	6	-	458
Honours courses	14	27	40	-	-	-	81
Queen's U.	136	139	21	137	-	-	433
Honours courses	38	25	63	63	-	-	189

1. In certain faculties graduate enrolment, as well as undergraduate, is included. Unless this is specified, all figures refer to undergraduates only (i.e. those studying for first degrees or equivalent diplomas in a particular field).
2. See Part III for 1956 and 1957 honours graduates in specialized fields of Pure Science. Several institutions include Pure Science enrolment in Arts.
3. See also enrolment in Philosophy and Social Science for Arts graduates.
4. See also enrolment in Social Science.
5. See also enrolment in Philosophy.
6. Enrolment in affiliated classical colleges (B.A. course) not included.




Faculty and Institution	Class due to graduate in						Total
	1956	1957	1958	1959	1960	1961	
<u>Arts: (2,3) (con)</u>							
Royal Military Coll. (7)	-	12	14	12	20	-	58
Honours courses (7)	-	8	6	-	-	-	14
U. d'Ottawa (5)	69	61	78	88	-	-	296
Honours courses	2	2	1	-	-	-	5
Coll. Bruyère	8	11	16	15	-	-	50
Coll. Classique de Cornwall	6	7	6	5	-	-	24
Notre Dame Coll. (Ont.)	9	13	10	12	-	-	44
Petit Sémin. d'Ottawa	10	14	13	18	-	-	55
St. Jerome's Coll. (5)	4	4	5	1	-	-	14
St. Patrick's Coll. (4)	10	8	8	9	-	-	35
U. of Toronto (8)	189	234	170	-	-	-	593
Honours courses (8)	69	40	60	136	-	-	305
St. Michael's Coll.	114	136	185	-	-	-	435
Honours courses	27	22	36	56	-	-	141
Trinity Coll.	66	77	55	-	-	-	198
Honours courses	37	44	60	100	-	-	241
Victoria Coll. (Ont.)	147	170	129	-	-	-	446
Honours courses	73	98	150	178	-	-	499
U. of Western Ontario	133	136	122	10	-	-	401
Honours courses	33	33	52	61	-	-	179
Huron Coll.	10	7	21	-	-	-	38
Honours courses	1	-	-	-	-	-	1
St. Peters Coll. (Ont.) (5)	-	-	15	14	-	-	29
Honours courses	-	-	1	1	-	-	2
Ursuline Coll. of Arts	12	22	28	18	-	-	80
Honours courses	2	4	3	1	1	-	11
Waterloo College	57	76	64	18	-	-	215
Honours courses	1	4	16	19	-	-	40
U. of Manitoba	100	83	145	-	-	-	328
Honours courses	7	9	29	-	-	-	45
Brandon Coll.	11	7	15	6	-	-	39
Honours courses	18	15	38	23	-	-	94
Coll. de St-Boniface	22	8	29	23	-	-	82
St. John's Coll.	4	12	16	13	-	-	45
St. Paul's Coll.	9	14	27	24	-	-	74
United Coll.	69	88	132	183	-	-	472
Honours courses	3	4	-	-	-	-	7
Coll. Cath. de Gravelbourg	10	18	13	21	-	-	62
Notre Dame Coll. (Sask.)	7	14	26	42	-	-	89
Scol. du Sacré-Coeur	9	9	9	10	-	-	37
St. Thomas Coll. (Sask.)	6	6	6	6	-	-	24
U. of Saskatchewan (9)	127	154	258	-	-	-	539
Honours courses (9)	25	-	-	-	-	-	25
Campion Coll.	-	-	20	-	-	-	20
Luther Coll.	-	-	22	-	-	-	22
St. Peter's Coll. (Sask.)	-	-	2	-	-	-	2
St. Thomas More Coll.	45	42	68	-	-	-	155
Honours courses	3	-	-	-	-	-	3
Coll. St-Jean (Alta.)	3	1	12	32	-	-	48
U. of Alberta	93	86	134	45	-	-	358
Honours courses	7	11	16	3	-	-	37
Can. Services Coll. (B.C.) (7)	-	-	-	11	-	-	11

2. See Part III for 1956 and 1957 honours graduates in specialized fields of Pure Science. Several institutions include Pure Science enrolment in Arts.
3. See also enrolment in Philosophy and Social Science for Arts graduates.
4. See also enrolment in Social Science.
5. See also enrolment in Philosophy.
7. The Canadian Services Colleges at St-Jean (Qué.) and Royal Roads (B.C.) give the equivalent of the first two years of the Royal Military College (Ont.) curriculum. Students who then receive the R.M.C. diploma after two additional years may obtain a Bachelor's degree at another institution after a further year of study.
8. Includes enrolment for University College only.
9. Includes Pure Science.



Faculty and Institution	Class due to graduate in						Total
	1956	1957	1958	1959	1960	1961	
<u>Arts: (2,3) (con)</u>							
Notre Dame Coll. (B.C.)	-	-	22	56	-	-	78
U. of British Columbia (9)	299	417	726	1,399	-	-	2,841
Honours courses (9)	71	88	-	-	-	-	159
Victoria Coll. (B.C.)	-	-	61	134	-	-	195
Total	4,067	4,537	5,669	5,667	60	-	20,000
General and pass	3,467	3,886	5,026	5,017	59	-	17,455
Honours	504	507	609	650	1	-	2,271
Lettres	96	144	34	-	-	-	274
<u>Pure Science: (2)</u>							
Memorial U.	5	10	10	43	-	-	68
Honours courses	3	-	-	-	-	-	3
Prince of Wales Coll.	-	-	18	46	-	-	64
St. Dunstan's Coll.	9	9	3	20	-	-	41
Acadia U.	33	48	49	40	-	-	170
Honours courses	4	-	-	-	-	-	4
Dalhousie U.	33	43	63	60	-	-	199
Honours courses	8	5	-	-	-	-	13
U. of King's Coll.	3	5	9	10	-	-	27
Mount St. Vincent Coll.	-	-	8	4	-	-	12
Honours courses	5	1	-	-	-	-	6
St. Francis Xavier U.	53	59	52	59	-	-	223
St. Mary's U.	-	4	3	10	-	-	17
Mount Allison U.	32	20	44	59	-	-	155
Honours courses	5	12	-	-	-	-	17
U. Saint-Joseph	3	6	2	13	-	-	24
U. of New Brunswick	6	28	32	60	-	-	126
Honours courses	7	-	-	-	-	-	7
Bishop's U.	22	20	25	7	-	-	74
Honours courses	4	2	1	5	-	-	12
Coll. Militaire Royal (7)	-	-	-	82	109	172	363
McGill U.	100	137	155	258	-	-	650
Honours courses	31	44	60	-	-	-	135
Sir George Williams Coll.	32	37	49	109	-	-	227
U. de Montréal	200	122	58	-	-	-	380
Honours courses	35	40	-	-	-	-	75
U. de Sherbrooke	-	-	-	10	-	-	10
Honours courses	-	-	-	1	-	-	1
U. Laval (Honours)	10	13	30	-	-	-	53
Assumption Coll.	8	30	44	25	-	-	107
Carleton Coll.	22	24	52	21	-	-	119
Honours courses	1	3	-	-	-	-	4
McMaster U.	12	16	18	113	23	-	182
Honours courses	31	26	76	-	-	-	133
Queen's U. (Honours)	20	22	25	75	-	-	142
Royal Military Coll. (Hons.) (7)	-	4	-	-	-	-	4
U. d'Ottawa	5	6	7	22	-	-	40
Honours courses	4	13	10	17	27	-	71
St. Patrick's Coll.	7	12	13	21	-	-	53
U. of Toronto (Honours)	46	59	70	115	-	-	290
St. Michael's Coll.	13	31	-	-	-	-	44
Honours courses	2	2	5	11	-	-	20
U. of Western Ontario	28	67	104	-	-	-	199
Honours courses	36	39	32	34	-	-	141
St. Peter's Coll. (Honours)	-	-	-	1	-	-	1
Ursuline Coll. (Honours)	1	-	1	-	-	-	2
Waterloo Coll. (Honours)	-	-	-	20	-	-	20

2. See Part III for 1956 and 1957 honours graduates in specialized fields of Pure Science. Several institutions include Pure Science enrolment in Arts.
3. See also enrolment in Philosophy and Social Science for Arts graduates.
7. The Canadian Services Colleges at St-Jean (Qué.) and Royal Roads (B.C.) give the equivalent of the first two years of the Royal Military College (Ont.) curriculum. Students who then receive the R.M.C. diploma after two additional years may obtain a Bachelor's degree at another institution after a further year of study.
9. Includes Pure Science.




Faculty and Institution	Class due to graduate in						Total
	1956	1957	1958	1959	1960	1961	
<u>Pure Science: (2) (con)</u>							
U. of Manitoba	71	54	246	-	-	-	371
Honours courses	11	16	24	-	-	-	51
St. John's Coll.	-	-	1	-	-	-	1
St. Paul's Coll.	-	-	16	33	-	-	49
United Coll.	-	-	60	-	-	-	60
Luther Coll.	-	-	-	2	-	-	2
U. of Alberta	79	137	182	34	-	-	432
Honours courses	15	18	19	26	-	-	78
Can. Services Coll. (B.C.) (7)	-	-	-	-	88	-	88
Victoria Coll. (B.C.)	-	-	10	135	-	-	145
Total	1,055	1,244	1,686	1,601	247	172	6,005
General and pass	776	925	1,333	1,296	220	172	4,722
Honours	279	319	353	305	27	-	1,283
Total Arts and Pure Science (2)	5,122	5,781	7,355	7,268	307	172	26,005
General and pass	4,243	4,811	6,359	6,313	279	172	22,177
Honours	783	826	962	955	28	-	3,554
Lettres	96	144	34	-	-	-	274
<u>Agriculture:</u>							
N.S. Agricultural Coll.	-	-	26	45	-	-	71
McGill U.	53	58	46	49	-	-	206
U. de Montréal	14	17	17	30	21	-	99
U. Laval	11	9	6	11	-	-	37
Ont. Agricultural Coll. (10)	78	78	108	135	-	-	399
U. of Manitoba	26	28	22	28	10	-	114
U. of Saskatchewan	26	21	35	36	-	-	118
U. of Alberta	16	29	24	36	-	-	105
U. of British Columbia	37	29	44	40	-	-	150
Total	261	269	328	410	31	-	1,299
<u>Architecture:</u>							
Ecole des Beaux Arts (Estim.)	26	17	17	36	40	-	136
McGill U.	29	17	27	39	40	-	152
U. d'Ottawa	-	-	-	2	1	-	3
U. of Toronto	24	30	32	44	58	-	188
U. of Manitoba	10	21	20	32	35	-	118
U. of British Columbia	9	17	12	23	25	-	86
Total	98	102	108	176	199	-	683
<u>Canon Law:</u>							
U. d'Ottawa	2	4	2	-	-	-	8
<u>Child Study:</u>							
U. of Toronto	19	-	-	-	-	-	19
<u>Chiropractic:</u>							
Canadian Memorial Chiropractic Coll.	32	46	56	65	-	-	199
<u>Commerce and Business Administration: (figures are for pass or general course unless otherwise stated)</u>							
Memorial U.	-	2	3	9	-	-	14
St. Dunstan's Coll.	-	5	6	6	-	-	17
Dalhousie U.	23	32	38	29	-	-	122
St. Francis Xavier U.	28	28	31	32	-	-	119
St. Mary's U.	11	10	16	23	-	-	60

2. See Part III for 1956 and 1957 honours graduates in specialized fields of Pure Science. Several institutions include Pure Science enrolment in Arts.

7. The Canadian Services Colleges at St-Jean (Qué.) and Royal Roads (B.C.) give the equivalent of the first two years of the Royal Military College (Ont.) curriculum. Students who then receive the R.M.C. diploma after two additional years may obtain a Bachelor's degree at another institution after a further year of study.


10. 14 in 1956 and 11 in 1957 also reported in Engineering and Applied Science.



Faculty and Institution	Class due to graduate in						Total
	1956	1957	1958	1959	1960	1961	
<u>Commerce and Business Administration: (Con.)</u>							
Mount Allison U.	14	16	18	34	-	-	82
Honours courses	1	2	-	-	-	-	3
U. of New Brunswick	10	8	19	33	-	-	70
U. S. -Joseph	6	11	8	14	-	-	39
U. St.-Louis	7	12	-	-	-	-	19
McGill U.	82	85	126	116	-	-	409
Honours courses	6	1	4	-	-	-	11
Sir Geo. Williams Coll.	31	42	58	95	-	-	226
U. de Montréal	38	59	163	-	-	-	260
U. de Sherbrooke	-	-	-	20	-	-	20
U. Laval	81	78	115	102	-	-	376
Assumption Coll.	18	23	37	44	-	-	122
Carleton Coll.	9	7	26	9	-	-	51
McMaster U. (Honours)	4	2	9	-	-	-	15
Queen's U. (Honours)	18	20	37	46	-	-	121
Industrial Relations	18	-	-	-	-	-	18
Royal Military Coll. (7)	-	5	10	-	-	-	15
U. d'Ottawa	14	34	29	36	-	-	113
St. Jerome's Coll.	-	-	2	2	-	-	4
St. Patrick's Coll.	7	15	10	9	-	-	41
U. of Toronto (Honours) (8)	12	18	31	55	-	-	116
Trinity Coll. (Honours)	3	1	11	18	-	-	33
Victoria U. (Honours)	24	20	34	38	-	-	116
U. of Western Ont.	-	-	-	164	-	-	164
Honours courses	74	95	93	-	-	-	262
St. Peter's Coll. (Hons.)	-	-	-	10	3	-	13
Waterloo Coll. (Honours)	-	-	29	43	-	-	72
U. of Manitoba	16	15	37	-	-	-	68
Honours courses	3	4	4	-	-	-	11
U. of Saskatchewan	38	50	61	-	-	-	149
U. of Alberta	31	29	60	-	-	-	120
U. of British Columbia	95	122	142	166	-	-	525
Victoria Coll.	-	-	-	15	12	-	27
Total	722	851	1,267	1,168	15	-	4,023
General and pass	559	688	1,015	958	12	-	3,232
Honours	145	163	252	210	3	-	773
Industrial Relations	18	-	-	-	-	-	18
<u>Dentistry: (figures are for Doctor of Dental Science course unless otherwise stated)</u>							
Dalhousie U.	13	11	11	12	-	-	47
McGill U.	34	31	39	35	-	-	139
U. de Montréal	21	37	52	53	-	-	163
Dental Nursing	10	-	-	-	-	-	10
U. of Toronto	78	78	79	70	76	-	381
B. Sc. (Dentistry)	2	-	-	-	-	-	2
Dental Nursing	21	-	-	-	-	-	21
Dental Hygiene	9	11	-	-	-	-	20
U. of Alberta	33	28	30	27	-	-	118
Total	221	196	211	197	76	-	901
D. D. S.	189	185	211	197	76	-	858
B. Sc. (Dentistry)	2	-	-	-	-	-	2
Dental Nursing	21	-	-	-	-	-	21
Dental Hygiene	9	11	-	-	-	-	20


7. The Canadian Services Colleges at St-Jean (Qué.) and Royal Roads (B.C.) gives the equivalent of the first two years of the Royal Military College (Ont.) curriculum. Students who then receive the R.M.C. diploma after two additional years may obtain a Bachelor's degree at another institution after a further year of study.

8. Includes enrolment for University College only.




Faculty and Institution	Class due to graduate in						Total
	1956	1957	1958	1959	1960	1961	
<u>Education: (Figures are for Bachelor of Education course unless otherwise stated)</u>							
Memorial U.	26	19	52	209	-	-	306
Acadia U.	18	-	-	-	-	-	18
Diploma courses	8	-	-	-	-	-	8
Dalhousie U.	18	-	-	-	-	-	18
Diploma courses	-	1	-	-	-	-	1
Mt. St. Vincent Coll.	9	1	-	-	-	-	10
Diploma courses	-	-	-	-	5	44	49
St. Francis Xavier U.	29	-	-	-	-	-	29
Diploma courses	6	-	-	-	-	-	6
Mount Allison U.	15	-	-	-	-	-	15
Diploma courses	2	1	-	-	-	-	3
St. Thomas Coll.	3	-	-	-	-	-	3
U. of New Brunswick	2	-	-	-	-	-	2
U. St.-Joseph	4	-	-	-	-	-	4
Bishop's U. (Diploma)	6	-	-	-	-	-	6
McGill U.	-	8	-	-	-	-	8
Diploma courses	263	67	-	-	-	-	330
U. de Montréal	130	133	134	154	-	-	551
U. de Sherbrooke	8	5	1	2	-	-	16
U. Laval	38	24	-	-	-	-	62
U. d'Ottawa (Psychologie-Education)	42	4	8	2	-	-	56
U. of Toronto	3	-	-	-	-	-	3
Diploma courses	383	-	-	-	-	-	383
U. of Manitoba	95	-	-	-	-	-	95
Brandon College	14	-	-	-	-	-	14
Diploma courses	52	-	-	-	-	-	52
U. of Saskatchewan	46	44	109	54	-	-	253
Diploma courses	12	-	-	-	-	-	12
U. of Alberta	100	98	184	187	-	-	569
Diploma courses	401	-	-	-	-	-	401
U. of British Columbia	2	-	-	-	-	-	2
Diploma courses	118	-	-	-	-	-	118
Total	1,853	405	488	608	5	44	3,403
B. Education	560	332	480	606	-	-	1,978
Psych.-Ed.	42	4	8	2	-	-	56
Diploma courses	1,251	69	-	-	5	44	1,369
<u>Engineering and Applied Science: (11)</u>							
Memorial U.	-	-	14	27	58	-	99
St. Dunstan's Coll.	-	-	-	6	19	-	25
Acadia U.	-	-	32	46	62	-	140
Dalhousie U.	-	-	29	54	76	11	170
Nova Scotia Tech. Coll.	78	159	-	-	-	-	237
Saint Francis Xavier U.	-	-	79	100	73	-	252
Saint Mary's U.	-	-	31	30	45	-	106
Mount Allison U.	-	-	43	73	57	-	173
U. of New Brunswick	38	79	80	112	129	-	438
McGill U.	266	319	293	273	295	-	1,446
U. de Montréal	96	121	139	174	185	-	715
U. de Sherbrooke	-	-	-	42	45	45	132
U. Laval	94	122	137	239	205	-	797
Assumption Coll.	-	-	-	26	19	-	45
Carleton Coll.	-	-	35	31	-	-	66
Lakehead Technical Inst.	-	-	-	25	-	-	25
McMaster U.	-	-	-	41	-	-	41
Queen's U.	205	199	251	295	-	-	950

11. See Part IV for 1956 and 1957 graduates in specialized fields of Engineering.



Faculty and Institution	Class due to graduate in						Total
	1956	1957	1958	1959	1960	1961	
Engineering and Applied Science: (11)(Con.)							
Royal Military Coll. (7)	-	71	109	68	83	-	331
U. d'Ottawa	3	5	22	55	37	-	122
U. of Toronto	388	393	507	655	-	-	1,943
Ont. Agricultural Coll. (12)	-	14	11	-	-	-	25
U. of Western Ontario	-	-	17	25	-	-	42
U. of Manitoba	103	135	160	250	-	-	648
St. John's Coll.	-	-	-	12	-	-	12
U. of Saskatchewan	130	143	210	305	-	-	788
U. of Alberta	146	146	221	327	-	-	840
Mount Royal Coll.	-	-	54	32	-	-	86
Can. Services Coll. (B.C.) (7)	-	-	-	53	88	-	141
U. of British Columbia	162	173	229	336	-	-	900
Total	1,709	2,079	2,703	3,712	1,476	56	11,735
Fine and Applied Arts:							
Mount Allison U.	8	10	15	12	-	-	45
Ontario Coll. of Art, Toronto	52	68	90	112	-	-	322
U. of Manitoba	5	10	6	8	-	-	29
U. of Saskatchewan	1	2	-	-	-	-	3
U. of Alberta (Art diploma)	-	2	2	5	-	-	9
Total	66	92	113	137	-	-	408
Fisheries:							
U. Laval	5	4	3	1	-	-	13
Forestry: (13)							
U. of New Brunswick	19	19	22	32	40	-	132
U. of Toronto	23	28	25	10	-	-	86
U. of British Columbia	25	25	21	38	-	-	109
Total	67	72	68	80	40	-	327
Household Science:							
Memorial U.	-	-	2	4	-	-	6
Acadia U.	11	12	12	12	-	-	47
Mt. St. Vincent Coll.	3	3	-	6	-	-	12
St. Francis Xavier U.	7	9	6	14	-	-	36
Mount Allison U.	11	10	10	15	-	-	46
U. Saint-Joseph	1	-	3	3	-	-	7
U. Saint-Louis	5	5	3	11	-	-	24
McGill U.	17	17	24	33	-	-	91
U. de Montréal	34	56	49	60	-	-	199
U. Laval	24	22	25	34	-	-	105
Assumption Coll.	-	-	1	1	-	-	2
U. of Toronto	3	9	3	-	-	-	15
Ont. Agricultural Coll.	32	32	36	44	-	-	144
U. of Western Ontario	8	11	12	19	-	-	50
Ursuline Coll. (14)	3	5	5	9	-	-	22
U. of Manitoba	36	45	42	60	-	-	183
U. of Saskatchewan	5	17	16	18	-	-	56
U. of Alberta	22	28	27	-	-	-	77
U. of British Columbia	39	20	48	60	-	-	167
Total	261	301	324	403	-	-	1,289

7. The Canadian Services Colleges at St-Jean (Qué.) and Royal Roads (B.C.) give the equivalent of the first two years of the Royal Military College (Ont.) curriculum. Students who then receive the R.M.C. diploma after two additional years may obtain a Bachelor's degree at another institution after a further year of study.
11. See Part IV for 1956 and 1957 graduates in specialized fields of Engineering.
12. Also included in 1956 and 1957 years in Agriculture.
13. See also Forest Engineering enrolment reported in Part IV.
14. Also included in Arts.



Faculty and Institution	Class due to graduate in						Total
	1956	1957	1958	1959	1960	1961	
<u>Hygiene and Public Health:</u>							
U. de Montréal	70	19	-	-	-	-	89
U. of Toronto	33	-	-	-	-	-	33
Total	103	19	-	-	-	-	122
<u>Interior Design:</u>							
U. of Manitoba	4	13	9	22	-	-	48
<u>Journalism:</u>							
Mount St. Vincent Coll. (14)	1	1	1	-	-	-	3
U. of King's Coll.	-	2	-	-	-	-	2
Carleton Coll.	12	20	11	3	-	-	46
U. of Western Ontario	5	4	10	10	-	-	29
St. Peter's Sem. (Or.)	-	-	-	1	-	-	1
Ursuline Coll. (14)	1	1	1	-	-	-	3
Total	19	28	23	14	-	-	84
<u>Law:</u>							
Dalhousie U.	45	57	60	-	-	-	162
U. of New Brunswick	10	9	10	-	-	-	29
McGill U.	48	52	58	-	-	-	158
U. de Montréal	86	86	85	125	-	-	382
U. de Sherbrooke	-	-	17	5	-	-	22
U. Laval	57	50	66	57	-	-	230
Osgoode Hall Law School	199	221	224	272	-	-	916
U. d'Ottawa	26	26	21	-	-	-	73
U. of Toronto	28	36	51	-	-	-	115
Manitoba Law School	49	42	37	43	-	-	171
U. of Saskatchewan	26	26	46	-	-	-	98
U. of Alberta	33	24	29	-	-	-	86
U. of British Columbia	60	52	101	-	-	-	213
Total	667	681	805	502	-	-	2,655
<u>Library Science: (figures are for Bachelor's degree courses unless otherwise stated)</u>							
McGill U.	27	-	-	-	-	-	27
U. of Toronto	39	-	-	-	-	-	39
Master's degree	1	-	-	-	-	-	1
Total	67	-	-	-	-	-	67
Bachelor's degree	66	-	-	-	-	-	66
Master's degree	1	-	-	-	-	-	1
<u>Medical Technology:</u>							
U. Laval	27	39	-	-	-	-	66
<u>Medicine: (figures are for M.D. degree unless otherwise stated)</u>							
Dalhousie	52	50	54	53	56	-	265
McGill U.	109	96	110	114	-	-	429
Graduate diplomas	6	20	31	34	36	-	127
U. de Montréal	96	98	112	104	130	-	540
B. Sc. (Medicine)	10	-	-	-	-	-	10
U. Laval	80	111	130	137	157	32	647
Queen's U.	60	59	48	63	53	64	347
U. d'Ottawa	34	51	49	69	29	23	255
U. of Toronto	151	145	125	158	119	129	627
B. Sc. (Medicine)	6	-	-	-	-	-	6
U. of Western Ontario	58	58	58	57	-	-	231
U. of Manitoba	64	67	50	51	72	-	304
U. of Saskatchewan	-	30	40	41	-	-	111
U. of Alberta	60	50	49	58	-	-	217
U. of British Columbia	62	52	48	59	-	-	221
Total	848	887	904	998	652	248	4,537
M. D. course	826	867	873	964	616	248	4,394
B. Sc. (Medicine)	16	-	-	-	-	-	16
Grad. diplomas	6	20	31	34	36	-	127

1. Also included in Arts.



Faculty and Institution	Class due to graduate in						Total
	1956	1957	1958	1959	1960	1961	
Music:							
Acadia U.	2	2	4	6	-	-	4
Dalhousie U.	1	-	2	2	-	-	5
Mount St. Vincent Coll.	-	1	-	1	1	-	3
Mount Allison U.	1	5	13	4	-	-	23
U. St.-Joseph	1	-	-	2	1	-	4
McGill U.	4	8	18	8	-	-	38
U. de Montréal	5	10	5	-	-	-	20
U. Laval	15	6	5	-	-	-	26
U. of Toronto	31	41	38	-	-	-	110
Music Teachers' Coll.	8	12	10	4	-	-	34
Brandon Coll.	1	-	-	-	-	-	1
Total	69	85	95	27	2	-	278
Nursing: (figures are for B. Sc. in Nursing unless otherwise stated)							
Dalhousie U.	3	3	2	6	-	-	14
Diploma courses	28	-	-	-	-	-	28
Mount St. Vincent Coll.	-	-	7	8	7	-	22
St. Francis Xavier U.	1	-	-	-	1	2	4
St. Thomas Coll.	-	-	-	-	4	-	4
U. St.-Louis (Diploma)	17	9	18	-	-	-	44
McGill U.	12	2	-	-	-	-	14
Diploma courses	56	-	-	-	-	-	56
U. de Montréal	21	23	-	-	-	-	44
Diploma courses (15)	570	575	600	-	-	-	1,745
U. Laval (Diploma)	360	378	412	-	-	-	1,150
Assumption Coll.	-	-	1	1	-	-	2
McMaster U.	3	10	9	12	10	-	44
B. Education (Nursing)	-	2	-	-	-	-	2
Queen's U.	16	-	-	-	29	-	45
Diploma courses	3	-	-	-	-	-	3
U. d'Ottawa	7	32	-	-	-	-	39
Diploma courses	29	41	36	-	-	-	106
U. of Toronto	9	19	34	41	-	-	103
Diploma courses	179	-	-	-	-	-	179
U. of Western Ont.	14	-	-	-	19	-	33
Diploma courses	84	-	-	-	-	-	84
U. of Manitoba (Diploma)	20	-	-	-	-	-	20
U. of Saskatchewan	10	11	24	30	37	-	112
Diploma courses (Grad.)	28	-	-	-	-	-	28
Diploma course (Hospital)	-	76	40	-	-	-	116
U. of Alberta	15	22	16	27	30	-	110
Diploma courses	97	80	85	-	-	-	262
U. of British Columbia	25	30	37	50	-	-	142
Diploma courses	35	-	-	-	-	-	35
Total	1,642	1,313	1,321	175	137	2	4,590
B. Ed. (Nursing)	-	2	-	-	-	-	2
B. Sc. (Nursing)	136	152	130	175	137	2	732
Diploma courses	1,506	1,159	1,191	-	-	-	3,856
Optometry:							
U. of Montréal	16	12	30	-	-	-	58
Coll. of Optometry of Ont.	7	13	10	-	-	-	30
Total	23	25	40	-	-	-	78

15. Excluding an estimated 550 (1956), 575 (1957) and 600 (1958) in hospital schools of Nursing taking diploma courses.



Faculty and Institution	Class due to graduate in						Total
	1956	1957	1958	1959	1960	1961	
Pharmacy:							
Dalhousie U.	5	5	10	-	-	-	20
U. de Montréal	76	69	65	77	-	-	287
U. Laval	18	17	17	20	-	-	72
U. of Toronto	67	100	97	86	-	-	350
U. of Manitoba	35	22	21	-	-	-	78
U. of Saskatchewan	35	26	34	24	-	-	119
U. of Alberta	42	36	48	-	-	-	126
U. of British Columbia	41	42	50	-	-	-	133
Total	319	317	342	207	-	-	1,185
Philosophy:							
U. de Montréal	89	52	-	-	-	-	141
U. Laval	15	13	22	4	-	-	54
U. d'Ottawa	91	67	-	-	-	-	158
St. Jeromes's Coll.	33	52	68	-	-	-	153
St. Peter's Seminary (Ont)	18	26	35	5	-	-	84
St. Joseph's Coll. (Alta.)	3	23	18	6	-	-	50
Total	249	233	143	15	-	-	640
Physical and Health Education:							
McGill U.	13	10	38	23	-	-	84
Queen's U.	23	9	24	28	-	-	84
U. d'Ottawa	9	5	2	2	-	-	18
U. of Toronto	22	32	38	-	-	-	92
U. of Western Ontario	9	9	20	17	-	-	55
U. of British Columbia	23	28	38	32	-	-	121
Total	99	93	160	102	-	-	454
Physic and Occupational Therapy:							
McGill U.	3	25	40	36	55	-	159
U. de Montréal	9	28	-	-	-	-	37
U. of Toronto	83	84	71	-	-	-	238
U. of Alberta	15	24	-	-	-	-	39
Total	110	161	121	36	-	-	473
Secretarial Science:							
Acadia U.	9	14	23	9	-	-	55
Mt. St. Vincent Coll.	5	3	5	14	2	-	29
St. Francis Xavier U.	45	-	-	-	-	-	45
Mount Allison U.	7	13	17	10	-	-	47
U. St.-Joseph	-	-	-	30	-	-	30
U. of Western Ontario (16)	21	23	35	9	-	-	88
Ursuline Coll. (14)	1	2	4	1	-	-	8
Waterloo Coll.	-	5	8	3	-	-	16
Total	88	60	92	76	2	-	318
Social Science: (where not included in Arts or Social Service)							
U. St.-Louis (Bach.)	14	22	-	-	-	-	36
Master	8	-	-	-	-	-	8
U. Laval (Bachelor)	12	16	-	-	-	-	28
Master	9	-	-	-	-	-	9
St. Patrick's Coll. (Bac.)	2	4	3	7	-	-	16
Total	45	42	3	7	-	-	97
Bachelor's degree	28	42	3	7	-	-	80
Master's degree	17	-	-	-	-	-	17

14. Also included in Arts.


16. 4 students in 1956, 2 in 1957, 4 in 1958 and 9 in 1959 duplicated in Commerce and Business Administration.



Faculty and Institution	Class due to graduate in						Total
	1956	1957	1958	1959	1960	1961	
Social Service: (figures for Bachelor's or Master's degrees as noted)							
Maritime School of Social Work (Master)	8	10	-	-	-	-	18
McGill U. (Master)	31	49	-	-	-	-	80
U. de Montréal (Bach.) (17)	26	48	58	-	-	-	132
U. Laval (Bachelor)	14	27	28	-	-	-	69
Master	19	-	-	-	-	-	19
St. Patrick's Coll. (Bach.)	17	-	-	-	-	-	17
Master	17	-	-	-	-	-	17
U. of Toronto (Bachelor)	52	-	-	-	-	-	52
Master	31	-	-	-	-	-	31
U. of Manitoba (Bachelor)	39	-	-	-	-	-	39
Master	1	-	-	-	-	-	1
U. of British Col. (Bach.)	52	-	-	-	-	-	52
Master	18	-	-	-	-	-	18
total	325	134	86	-	-	-	545
Bachelor's degree	200	75	86	-	-	-	361
Master's degree	125	59	-	-	-	-	184
Theology: (includes some graduate enrolment as reported by the colleges and noted by "G")							
Acadia U.	2	-	-	3	-	-	7
Holy Heart Seminary	26	24	2	23	-	-	95
Pine Hill Divinity Hall (G)	24	19	3	-	-	-	46
U. of King's Coll.	1	1	3	4	-	-	9
Bishop's U. (Graduate)	5	5	-	-	-	-	10
McGill U.	13	16	11	-	-	-	40
U. de Montréal	187	78	95	-	-	-	360
U. Laval	62	52	70	68	-	-	252
Queen's Theol. Coll.	11	11	12	-	-	-	34
Huron Coll.	4	14	13	-	-	-	31
Knox Coll.	18	25	17	-	-	-	60
McMaster U.	12	19	19	4	-	-	54
St. Michael's Coll.	24	32	37	-	-	-	93
St. Peter's Sem. (Ont.) (18)	19	15	22	25	-	-	81
Trinity Coll.	3	1	2	-	-	-	6
Graduate	19	14	14	-	-	-	47
U. d'Ottawa	43	43	39	58	-	-	183
Victoria U. (Ont.)	34	27	30	-	-	-	91
Bach. of Religious Ed.	10	4	-	-	-	-	14
Waterloo Coll.	5	5	6	-	-	-	16
Wycliffe Coll.	14	12	12	-	-	-	38
St. John's Coll.	-	3	5	-	-	-	8
United Coll.	7	13	13	-	-	-	33
Emmanuel Coll. (Sask.)	13	7	13	9	6	3	51
Luther Theol. Sem.	5	7	9	2	6	-	29
Lutheran Coll. & Sem.	3	4	11	-	-	-	18
St. Andrew's Coll.	11	11	7	-	-	-	29
St. Chad's Coll.	5	4	3	-	-	-	12
St. Stephen's Coll.	6	8	7	-	-	-	21
Anglican Theol. Coll.	3	5	5	5	3	5	26
Union Coll. of B.C.	7	2	12	-	-	-	21
total	596	481	514	201	15	8	1,815
Undergraduate	538	439	497	201	15	8	1,698
Graduate	48	38	17	-	-	-	103
B. Religious Educ.	10	4	-	-	-	-	14
Veterinary Science:							
U. de Montréal	19	21	20	29	27	-	116
Ontario Veterinary Coll.	58	44	53	63	55	-	273
total	77	65	73	92	82	-	389

17. Includes Social Science.

18. Estimated from 1954 figures.



FULL-TIME UNDERGRADUATE ENROLMENT AT CANADIAN UNIVERSITIES AND COLLEGES, BY GRADUATING YEAR, AS REPORTED AT NOVEMBER 1, 1955


Prepared in the Higher Education Section, Education Division, Dominion Bureau of Statistics, for distribution by the Executive and Professional Division, National Employment Service, Unemployment Insurance Commission

PART III: HONOURS ARTS AND PURE SCIENCE STUDENTS TO GRADUATE IN 1956 AND 1957 WITH HONOURS BACHELOR'S DEGREES IN PURE SCIENCE

Institution	Bio-chemistry		Biology		Botany		Chemistry		Chemistry & Physics		Geology		Mathematics		Mathematics & Physics		Physics		Physics & Geology		Zoology		General Science		Other (1)			
	56	57	56	57	56	57	56	57	56	57	56	57	56	57	56	57	56	57	56	57	56	57	56	57	56	57		
Memorial U.	-	-	-	-	-	-	1	1	-	-	-	-	-	-	-	-	-	-	-	-	-	-	-	-	-	-	-	
Acadia U. (2)	-	-	2	-	-	-	2	-	-	-	-	-	2	-	-	-	2	-	-	-	-	-	-	-	-	-	-	
Dalhousie U.	-	-	3	1	-	-	1	1	-	-	-	-	-	2	-	-	1	4	-	-	-	-	-	-	-	-	-	
Mount St. Vincent Coll.	-	-	3	-	-	-	2	1	-	-	-	-	-	-	-	-	-	-	-	-	-	-	-	-	-	-	-	
Mount Allison U.	-	-	1	2	-	-	3	5	-	-	1	-	-	-	-	-	-	5	-	-	-	-	-	-	-	-	-	
U. of New Brunswick (2)	-	-	-	-	-	-	2	-	-	-	1	-	-	-	4	-	-	-	-	-	-	-	-	-	-	-	-	
Bishop's U.	-	-	-	1	-	-	-	-	3	2	-	-	-	-	-	4	-	-	-	-	-	-	-	-	-	-	-	
McGill U.	6	9	-	1	1	2	2	8	-	-	5	4	-	3	5	6	1	-	1	-	1	1	-	-	9	10		
U. de Montréal	3	-	7	8	-	-	14	15	-	-	-	6	8	6	-	-	3	4	-	-	-	-	-	-	1	-		
U. Laval	-	-	1	1	-	-	5	3	-	-	-	-	1	-	-	-	3	7	-	-	-	-	-	-	2	-		
Carleton Coll.	-	-	-	1	-	-	1	-	-	-	-	-	-	-	-	-	-	2	-	-	-	-	-	-	-	-	-	
McMaster U.	1	1	-	1	-	-	5	2	1	2	8	5	1	3	2	-	4	8	-	-	-	-	-	-	-	9	4	
Queen's U.	2	3	7	6	-	-	-	3	2	1	3	6	2	1	4	2	-	-	-	-	-	-	-	-	-	-	-	
Royal Military Coll. (3)	-	-	-	-	-	-	-	1	-	-	-	-	-	-	-	-	-	3	-	-	-	-	-	-	-	-	-	
U. d'Ottawa	-	-	-	7	-	-	4	3	-	-	-	-	-	-	-	-	-	3	-	-	-	-	-	-	1	1	2	2
U. of Toronto (4)	8	8	1	4	-	-	1	3	2	4	-	1	-	-	11	18	-	-	1	1	-	-	-	-	-	4	2	
St. Michael's Coll.	-	-	-	-	-	-	-	-	-	-	-	-	-	-	1	2	-	-	1	-	-	-	-	-	-	-	-	-
Trinity Coll.	-	-	1	-	-	-	1	-	-	-	2	-	-	-	3	1	-	-	-	-	-	-	-	-	-	-	1	
Victoria Coll.	1	4	1	2	-	-	-	-	1	1	1	1	-	-	3	6	-	-	1	1	-	-	-	-	-	2	-	
U. of Western Ontario(4)	-	-	-	5	3	-	7	7	2	1	8	14	-	2	8	6	4	2	-	-	3	-	-	-	-	1	-	
Ursuline Coll. of Arts	-	-	-	-	-	-	-	-	-	-	-	-	-	-	1	-	-	-	-	-	-	-	-	-	-	-	-	
U. of Manitoba	-	-	-	-	3	-	3	6	-	-	3	4	1	2	1	2	-	2	-	-	-	-	-	-	-	-	-	
U. of Saskatchewan	-	-	1	3	-	-	4	5	-	-	1	2	2	3	-	-	2	2	-	-	-	-	-	-	-	2	-	
U. of Alberta	2	1	1	1	-	-	4	8	-	-	2	4	5	1	-	-	1	3	-	-	-	-	-	-	-	-	-	
U. of British Columbia	4	2	1	-	1	2	7	13	-	-	5	7	2	3	3	7	4	4	-	-	3	9	-	-	4	5		
Total	27	28	30	44	8	4	69	85	11	11	40	54	24	26	46	54	25	49	4	2	7	10	1	4	33	27		

(1) McGill - 3(56), 2(57) in Physiology, 3(56), 2(57) in Genetics, 1(56) in Physics and Physiology, and 2(56), 6(57) in Psychology; McMaster - 3(56), 4(57) in Geography, and 1(56) in Geology and Geography; Ottawa - 2(56), 2(57) in Geography; Toronto (excluding affiliates) - 4(56), 2(57) in Food Chemistry; Trinity - 1(57) in Geography; Victoria - 1(56) in Food Chemistry, 1(56), 1(57) in Geography; Western Ontario - 1(56), 2(57) in Geography; Saskatchewan - 2(56) in Histology; British Columbia - 3(56), 4(57) in Bacteriology, and 1(56), 1(57) in Geography.

(2) Students not registered in honours courses until final year. (3) Students receive R.M.C. diploma in 1956 - can obtain a Bachelor's degree in one more year at another institution. (4) Excluding enrolment in affiliated or federated colleges.



FULL-TIME UNDERGRADUATE ENROLMENT AT CANADIAN UNIVERSITIES AND COLLEGES, BY GRADUATING YEAR, AS REPORTED AT NOVEMBER 1, 1955

Prepared in the Higher Education Section, Education Division, Dominion Bureau of Statistics, for distribution by the Executive and Professional Division, National Employment Service, Unemployment Insurance Commission

PART IV: ENGINEERING STUDENTS TO GRADUATE IN 1956 AND 1957 WITH BACHELOR'S DEGREE

Course and Graduating Year		Nova Scotia Technical College	University of New Brunswick	Université Laval	McGill University	Université de Montréal	Queen's University	Université d'Ottawa	Royal Military College (1)	University of Toronto	Ontario Agricult. College (2)	University of Manitoba	University of Saskatchewan	University of Alberta	University of British Columbia	Total
Aeronautical	56	-	-	-	-	-	-	-	-	13	-	-	-	-	-	13
	57	-	-	-	-	-	-	-	-	12	-	-	-	-	-	12
Agricultural	56	-	-	-	8	-	-	-	-	-	-	-	5	-	1	15
	57	-	-	-	8	-	-	-	-	-	(2)	-	2	-	1	11
Chemical (3)	56	4	-	8	34	1	41	3	-	65	-	-	12	37	15	220
	57	12	-	11	39	3	34	5	12	67	-	-	17	36	17	253
Civil	56	25	18	29	64	43	52	-	-	71	-	25	35	56	22	440
	57	44	45	41	76	52	41	-	31	59	-	49	37	64	29	568
Electrical (4)	56	22	8	14	60	29	38	-	-	59	-	25	15	25	40	335
	57	50	16	22	78	33	33	-	12	62	-	29	22	26	49	430
Engineering Physics	56	-	-	-	6	-	6	-	-	30	-	3	13	-	10	62
	57	-	-	-	17	-	21	-	4	32	-	3	14	-	11	102
Engineering and Business	56	-	-	-	-	-	-	-	-	35	-	-	-	-	-	35
	57	-	-	-	-	-	-	-	-	45	-	-	-	-	-	45
Forest (5)	56	-	-	20	-	-	-	-	-	-	-	-	-	-	2	22
	57	-	-	11(6)	-	-	-	-	-	-	-	-	-	-	2	13
Geological	56	-	-	2	-	-	12	-	-	-	-	10	15	-	11	50
	57	-	-	4	-	7	7	-	-	-	-	-	8	-	11	37
Mechanical	56	20	12	9	75	8	39	-	-	88	-	40	29	-	47	367
	57	46	18	8	74	-	37	-	12	80	14	54	43	-	38	424
Metallurgical	56	2	-	5	12	9	7	-	-	8	-	-	-	-	9	52
	57	4	-	9	12	16	6	-	-	12	-	-	-	-	8	51
Mining (7)	56	5	-	4	5	2	4	-	-	9	-	-	-	7	5	47
	57	3	-	6	13	2	16	-	-	6	-	-	-	12	7	65
Petroleum	56	-	-	-	-	-	-	-	-	-	-	-	5	21	-	26
	57	-	-	-	-	-	-	-	-	-	-	-	-	8	-	8
General and other (8)	56	-	-	3	2	4	6	-	-	10	-	-	-	-	-	25
	57	-	-	4	2	8	4	-	-	18	-	-	-	-	-	36
Total	1956	78	38	94	266	96	205	3	-	388	-	103	130	146	162	1,709
	1957	159	79	116	319	121	199	5	71	393	14	135	143	146	173	2,073

(1) These students, receiving a R.M.C. diploma in 1956, can receive a Bachelor's degree in one more year at another institution. (2) Agricultural Engineering option, taken in last two years of Bachelor of Science in Agriculture course, gives entry into fourth year of Mechanical course at Toronto. (3) At Montréal also qualifies as Metallurgical. (4) At Montréal Mechanical and Electrical are combined. (5) See also Forestry enrolment reported in Part II. (6) At Montréal also qualifies as Geological. (7) Also 6 in the 1957 class in technologie forestier. (8) Includes Arpentage (Surveying) at Laval, Applied Mechanics at McGill, General at Montréal, Chemistry at Queen's, and Applied Geology at Toronto.



FULL-TIME UNDERGRADUATE ENROLMENT AT CANADIAN UNIVERSITIES AND COLLEGES, BY
GRADUATING YEAR, AS REPORTED AT NOVEMBER 1, 1955


Prepared in the Higher Education Section, Education Division, Dominion Bureau
of Statistics, for distribution by the Executive and Professional Division,
National Employment Service, Unemployment Insurance Commission

PART V: ADDITIONAL INFORMATION

Details on the following were received too late to be included in the
main body of this material.

Part I: Scolasticat du Sacré-Coeur, Lebrét, Sask.
Philosophy: 7(56), 5(57).
Theology: 11(56), 7(57), 11(58), 9(59).
Arts should be deleted.

Part III: St. Francis Xavier University, Antigonish, N.S.
The following honours enrolment, all to graduate in 1956, should
be included:
Biology - 5; Chemistry - 8; Geology - 11; Physics - 2.



FULL-TIME ENROLMENT¹ AT CERTAIN CANADIAN TECHNICAL INSTITUTES²,
BY GRADUATING YEAR, AS REPORTED AT NOVEMBER 1, 1955

Prepared in the Higher Education Section, Education Division, Dominion Bureau
of Statistics, for distribution by the Executive and Professional Division,
National Employment Service, Unemployment Insurance Commission

Institution and course	Length of course in Years	Enrolment in class due to graduate in		
		1956	1957	1958
Lakehead Technical Institute, Port Arthur, Ontario:				
Technical Forestry	2	4	9	-
Technical Mining	2	5	4	-
Technical Chemistry (Laboratory Technician)	2	1	5	-
Provincial Institute of Mining, Haileybury, Ontario:				
Mining Technology	2	42	42	-
Provincial Institute of Textiles, Hamilton, Ontario:				
Textile Manufacturing	3	4	2)	10
Textile Chemistry and Dyeing	3	2	1)	
Ryerson Institute of Technology, Toronto, Ontario:				
Architectural Technology	3	25	45	70
Business Administration	3	-	37)	78
Secretarial Science	3	-	11)	
Electrical Technology	3	32	43)	233
Electronic Technology	3	107	119)	
Fashion	3	17	16	24
Furniture Design	3	6	4)	18
Interior Design	3	14	4)	
Practical Journalism	3	13	12)	34
Printing Management	3	6	8)	
Instrument Technology	3	5	9)	48
Medical Laboratory Technology	2	19	-)	
Chemical Research Technology	3	14	14)	
Baking Administration	2	5	3	-
Childhood Management	2	16	23	-
Home Economics	3	-	28	33
Hotel, Resort and Restaurant Administration	3	8	13	23
Mechanical Technology	3	26	38)	92
Metallurgical Technology	3	14	22)	
Photographic Arts	3	6	9	19
Radio and Television Arts	3	18	34	80
Retail Merchandising	3	29	36	53
Provincial Institute of Technology and Art, Calgary, Alberta:				
Aeronautical Engineering	3	16	21	40
Architectural Drafting	2	-	23	-
Automotive Service Engineering	2	21	23	-
Building Technology	2	9	6	-
Commercial Wireless	1	19	-	-
Drafting Technology	2	7	20	-
Industrial Electricity	2	10	28	-
Industrial Laboratory Technology	2	-	40	-
Machine Shop Technology	2	3	9	-
Radio and Electronics Technology	2	23	43	-
Survey Drafting Technology	2	20	28	-

1. The courses included are those which are at least of junior college level (i.e. courses which are completed when the students have reached a level of schooling, in years, at least two years beyond the level of junior matriculation).

2. Information on technical institutes in the Province of Quebec was not received in time to be included.




103
 Prepared in the Higher Education Section, Education Division, Dominion Bureau of Statistics, for distribution by the Executive and Professional Division, National Employment Service, Unemployment Insurance Commission

FULL-TIME UNDERGRADUATE ENROLMENT AT CANADIAN UNIVERSITIES AND COLLEGES, BY GRADUATING YEAR, AS REPORTED AT NOVEMBER 1, 1954

Faculty and Institution	Graduating Year						Total
	1955	1956	1957	1958	1959	1960	
Arts¹							
Memorial U.	4	9	13	28	-	-	54
Prince of Wales Coll.	-	-	8	8	-	-	16
St. Dunstan's Coll.	29	16	23	31	-	-	99
St. Francis Xavier U.	55	72	69	85	11	-	292
Collège Ste-Anne	16	11	24	18	-	-	69
Con. of the Sacred Heart	-	-	14	10	20	-	44
Dalhousie U.	52	50	51	33	-	-	186
Mt. St. Vincent Coll.	11	10	34	52	-	-	107
St. Mary's U.	16	26	26	16	-	-	84
U. of King's Coll.	15	20	20	15	-	-	70
Acadia U.	53	58	67	51	-	-	229
U. du Sacré-Coeur	15	19	24	24	-	-	82
St. Thomas Coll.	20	10	10	27	-	-	67
U. of St. Louis	33	31	38	47	-	-	149
U. of New Brunswick	19	25	37	38	-	-	119
Mount Allison U.	52	64	75	53	-	-	244
U. St-Joseph	18	25	41	38	-	-	122
Bishop's U.	43	65	54	-	-	-	162
Ecole des Beaux Arts	33	31	25	39	-	-	128
McGill U.	171	196	240	301	-	-	908
Sir George Williams Coll.	60	50	72	87	-	-	269
U. de Montréal	841	803	1,099	1,136	-	-	3,879
U. Laval ²	46	49	15	31	-	-	141
Coll. Militaire Royal	-	-	36	113	127	-	276
U. de Sherbrooke	47	59	59	59	-	-	224
Coll. de Cornwall	-	5	6	11	-	-	22
McMaster U.	130	118	177	106	5	-	536
Royal Military Coll.	24	24	83	105	-	-	236
Queen's U.	161	148	202	101	-	-	612
St. Jerome's Coll.	6	3	8	1	-	-	18
Huron Coll.	7	11	2	6	-	-	26
St. Peter's Seminary	9	16	22	7	-	-	54
U. of Western Ontario	190	150	200	-	-	-	540
Ursuline Coll. of Arts	13	11	20	8	-	-	52
Carleton Coll.	32	46	77	36	-	-	191
Coll. Bruyère	7	8	11	20	-	-	46
Notre Dame Coll.	14	12	14	16	-	-	56
St. Patrick's Coll.	13	4	14	5	-	-	36
U. d'Ottawa	65	61	67	84	-	-	277
Lakehead Technical Inst.	-	-	6	-	-	-	6
Coll. du Sacré-Coeur	10	21	21	34	-	-	86
St. Michael's Coll.	147	179	204	52	-	-	582
Trinity Coll.	122	116	128	138	-	-	504
U. of Toronto	736	750	938	422	-	-	2,864
Victoria U. ³	226	246	270	237	-	-	979
Waterloo Coll.	36	25	84	31	-	-	176
Assumption Coll.	72	58	80	68	3	-	281
Brandon Coll.	12	14	33	34	-	-	93
Coll. de St-Boniface	20	23	15	25	-	-	83
St. John's Coll.	2	11	18	8	-	-	39
St. Paul's Coll.	13	15	27	23	-	-	78
United Coll.	65	91	168	198	-	-	522


1. See Appendix I for breakdown of 1955, 1956, 1957 and 1958 Arts and Pure Science enrolment in specified fields of Pure Science.
2. B. A. students in affiliated Classical Colleges not included.
3. Includes Pure Science.




Faculty and Institution	Graduating Year						Total
	1955	1956	1957	1958	1959	1960	
Arts:¹ (con)							
U. of Manitoba	120	130	140	150	-	-	540
Coll. de Gravelbourg	14	10	16	14	-	-	54
Scol. du Sacré-Coeur	9	9	9	10	-	-	37
St. Peter's Coll.	-	-	1	-	-	-	1
St. Thomas Coll.	55	55	55	55	-	-	220
Campion Coll.	-	-	13	-	-	-	13
Luther Coll. of Regina	-	-	21	-	-	-	21
St. Thomas More Coll.	34	57	51	-	-	-	142
U. of Saskatchewan	96	167	228	-	-	-	491
Notre Dame Coll.	12	8	15	-	-	-	35
Coll. Saint-Jean	-	3	11	12	-	-	26
U. of Alberta	60	112	79	25	37	-	313
Notre Dame Coll.	-	1	3	21	-	-	25
U. of British Columbia ³	324	487	658	1,244	-	-	2,713
Victoria Coll.	-	-	64	234	-	-	298
Total	4,505	4,922	6,433	5,881	203	-	21,944
Pure Science:¹							
Memorial U.	3	6	26	33	-	-	68
Prince of Wales Coll.	-	-	27	50	-	-	77
St. Dunstan's Coll.	4	8	10	9	-	-	31
St. Francis Xavier U.	37	53	87	79	5	-	261
Dalhousie U.	29	43	82	70	-	-	224
Mt. St. Vincent Coll.	1	4	3	3	-	-	11
St. Mary's U.	1	-	3	4	-	-	8
U. of King's Coll.	3	4	5	8	-	-	20
Acadia U.	25	32	47	31	-	-	135
U. of New Brunswick	20	17	29	40	-	-	106
Mount Allison U.	28	24	63	46	-	-	161
U. St-Joseph	5	4	5	6	-	-	20
Bishop's U.	30	24	40	-	-	-	94
McGill U.	137	166	208	190	-	-	701
Sir George Williams Coll.	35	34	55	78	-	-	202
U. de Montréal	110	101	137	-	-	-	348
U. Laval	9	22	19	8	3	-	61
McMaster U.	56	49	77	87	25	-	294
Royal Military Coll.	2	5	75	75	-	-	157
Queen's U.	19	21	27	49	2	-	118
U. of Western Ontario	24	40	47	-	-	-	111
Ursuline Coll. of Arts	-	2	2	3	-	-	7
Carleton Coll.	16	23	54	23	-	-	116
St. Patrick's Coll.	10	5	16	10	-	-	41
U. d'Ottawa	8	17	15	18	16	-	74
Lakehead Technical Inst.	-	-	1	-	-	-	1
U. of Toronto	33	34	54	94	-	-	215
Waterloo Coll.	-	-	-	13	2	-	15
Assumption Coll.	12	22	41	42	-	-	117
Brandon Coll.	24	19	32	22	-	-	97
St. Paul' Coll.	-	-	11	35	-	-	46
U. of Manitoba	119	130	140	150	-	-	539
U. of Alberta	101	134	158	-	30	-	423
Notre Dame Coll.	-	2	3	14	-	-	19
Total	901	1,045	1,599	1,290	83	-	4,918
Total Arts and Pure Science¹	5,406	5,967	8,032	7,171	286	-	26,862

1. See Appendix I for breakdown of 1955, 1956, 1957 and 1958 Arts and Pure Science enrolment in specified fields of Pure Science.

3. Includes Pure Science.




Faculty and Institution	Graduating Year						Total
	1955	1956	1957	1958	1959	1960	
<u>Agriculture:</u>							
N.S. Agricultural Coll.	-	-	29	35	-	-	64
McGill U.	48	56	37	49	-	-	190
U. de Montréal	17	14	19	-	-	-	50
U. Laval	8	11	13	9	-	-	41
Ont. Agricultural Coll.	69	73	80	135	-	-	357
U. of Manitoba	17	27	30	30	30	-	134
U. of Saskatchewan	28	22	23	38	-	-	111
U. of Alberta	19	16	29	23	-	-	87
U. of British Columbia	34	30	32	32	-	-	128
Total	240	249	292	351	30	-	1,162
<u>Architecture:</u>							
Ecole des Beaux Arts	14	26	17	17	36	-	110
McGill U.	15	26	18	30	36	32	157
U. d'Ottawa	-	-	1	2	5	-	8
U. of Toronto	31	26	32	39	56	-	184
U. of Manitoba	24	14	16	18	20	-	92
U. of British Columbia	13	7	17	17	26	-	80
Total	97	99	101	123	179	32	631
<u>Child Study:</u>							
U. de Montréal	60	80	127	-	-	-	267
U. of Toronto	9	-	-	-	-	-	9
Total	69	80	127	-	-	-	276
<u>Chiropractic:</u>							
Canadian Memorial Chiropractic Coll.	46	38	60	81	-	-	225
<u>Commerce and Business Administration:</u>							
St. Dunstan's Coll.	4	1	3	3	-	-	11
St. Francis Xavier U.	13	27	18	36	1	-	95
Con. of the Sacred Heart	-	-	1	-	-	-	1
Dalhousie U.	22	28	41	22	-	-	113
St. Mary's U.	13	11	10	23	-	-	57
U. St-Louis	13	8	18	-	-	-	39
U. of New Brunswick	4	9	12	14	-	-	39
Mount Allison U.	14	15	26	22	-	-	77
U. St-Joseph	7	4	14	10	-	-	35
McGill U.	90	105	118	165	-	-	478
Sir George Williams Coll.	33	40	68	88	-	-	229
U. de Montréal	34	60	88	-	-	-	182
U. Laval	82	83	102	48	-	-	315
Queen's U.	19	19	28	61	-	-	127
Royal Military Coll.	68	92	-	-	-	-	160
U. of Western Ontario	60	80	80	-	-	-	220
Ursuline Coll. of Arts	1	-	1	-	-	-	2
Carleton Coll.	3	7	20	1	-	-	31
Notre Dame Coll.	-	-	1	-	-	-	1
St. Patrick's Coll.	3	7	16	9	-	-	35
U. d'Ottawa	24	15	38	38	-	-	115
U. of Toronto	49	40	46	91	-	-	226
Waterloo Coll.	-	1	23	-	-	-	24
Assumption Coll.	20	22	37	42	-	-	121
St. John's Coll.	-	-	-	1	-	-	1
U. of Manitoba	25	20	25	-	-	-	70
U. of Saskatchewan	31	44	69	-	-	-	144
U. of Alberta	35	34	51	-	-	-	120
U. of British Columbia	95	109	135	164	-	-	503
Victoria Coll.	-	-	-	15	15	-	30
Total	762	881	1,089	853	16	-	3,601



Faculty and Institution	Graduating Year						Total
	1955	1956	1957	1958	1959	1960	
<u>Dentistry:</u>							
Dalhousie U.	13	12	10	13	-	-	48
McGill U.	36	36	28	38	-	-	138
U. de Montréal	20	17	38	55	-	-	130
U. of Toronto	115	80	87	86	80	-	448
U. of Alberta	27	31	29	31	-	-	118
Total	211	176	192	223	80	-	882
<u>Education:</u>							
Memorial U.	26	23	16	168	-	-	233
St. Francis Xavier U.	27	-	-	-	-	-	27
Dalhousie U.	16	-	-	-	-	-	16
Mt. St. Vincent Coll.	5	-	-	-	43	-	48
Acadia U.	17	-	-	-	-	-	17
St. Thomas Coll.	4	-	-	-	-	-	4
Mount Allison U.	5	-	-	-	-	-	5
U. St-Joseph	6	-	-	-	-	-	6
Bishop's U.	5	-	-	-	-	-	5
U. de Montréal	83	42	44	34	-	-	203
U. Laval	69	-	-	-	-	-	69
U. d'Ottawa	35	5	6	3	-	-	49
U. of Toronto	475	-	-	-	-	-	475
Brandon Coll.	7	-	-	-	-	-	7
U. of Manitoba	145	150	-	-	-	-	295
U. of Saskatchewan	70	53	81	46	-	-	250
U. of Alberta	510	78	224	144	-	-	956
U. of British Columbia	113	-	-	-	-	-	113
Total	1,618	351	371	395	43	-	2,778
<u>Engineering and Applied Science:⁴</u>							
Memorial U.	-	-	17	14	34	-	65
St. Dunstan's Coll.	-	-	-	7	-	-	7
St. Francis Xavier U.	-	-	64	91	106	-	261
Dalhousie U.	-	-	31	62	71	3	167
N.S. Technical School	72	90	-	-	-	-	162
Saint Mary's U.	-	-	21	33	50	-	104
Acadia U.	-	-	31	45	60	-	136
U. of New Brunswick	53	42	78	115	106	-	394
Mount Allison U.	-	-	36	74	62	-	172
McGill U.	202	274	257	307	236	-	1,276
U. de Montréal	107	101	130	173	176	-	687
U. Laval	69	97	129	188	181	-	664
Ont. Agricultural Coll.	15	20	-	-	-	-	35
McMaster U.	-	-	-	54	-	-	54
Royal Military Coll.	68	92	-	-	-	-	160
Queen's U.	150	210	239	289	-	-	888
U. of Western Ontario	-	-	-	20	-	-	20
Carleton Coll.	-	-	35	43	-	-	78
U. d'Ottawa	-	9	37	45	48	-	139
Lakehead Technical Inst.	-	-	-	28	-	-	28
U. of Toronto	334	365	381	457	-	-	1,537
Assumption Coll.	-	-	-	34	28	-	62
St. John's Coll.	-	-	1	10	-	-	11
U. of Manitoba	98	111	118	150	-	-	477
U. of Saskatchewan	107	124	174	283	-	-	688
Mount Royal Coll.	-	-	47	29	-	-	76
Prov. Inst. of Technology and Art	12	20	30	-	-	-	62
U. of Alberta	87	156	182	321	-	-	746


4. See Appendix II for breakdown of 1955 and 1956 graduates by specialty.



Faculty and Institution	Graduating Year						Total
	1955	1956	1957	1958	1959	1960	
<u>Engineering and Applied Science: (con)</u>							
Canadian Services Coll.	-	-	55	99	-	-	154
U. of British Columbia	131	163	190	311	-	-	795
Total	1,505	1,874	2,283	3,282	1,158	3	10,105
<u>Fine and Applied Arts:</u>							
Mount Allison U.	8	10	6	18	-	-	42
McGill U.	1	-	-	-	-	-	1
U. of Manitoba	6	7	8	-	-	-	21
Total	15	17	14	18	-	-	64
<u>Fisheries:</u>							
U. Laval	4	5	5	3	-	-	17
<u>Forestry:</u>							
U. of New Brunswick	25	16	24	26	32	-	123
U. of Toronto	23	24	33	25	-	-	105
U. of British Columbia	22	23	23	25	-	-	93
Total	70	63	80	76	32	-	321
<u>Household Science:</u>							
Memorial U.	-	-	-	-	7	-	7
St. Francis Xavier U.	8	11	8	7	-	-	34
Mt. St. Vincent Coll.	4	2	4	2	-	-	12
Acadia U.	4	11	11	12	-	-	38
Mount Allison U.	14	12	12	9	-	-	47
McGill U.	19	19	20	30	-	-	88
U. de Montréal - H.Sc. Dietétique	101	142	191	-	-	-	434
U. Laval	6	9	18	37	-	-	70
U. Laval	21	24	22	36	-	-	103
Ont. Agricultural Coll.	37	35	33	40	-	-	145
U. of Western Ontario	1	7	11	15	-	-	34
Ursuline Coll. of Arts	5	3	9	7	-	-	24
U. of Toronto	8	6	6	4	-	-	24
U. of Manitoba	68	40	50	40	-	-	198
U. of Saskatchewan	11	5	18	17	-	-	51
U. of Alberta	24	25	31	-	-	-	80
U. of British Columbia	31	38	31	56	-	-	156
Total	362	389	475	312	7	-	1,545
<u>Hygiene and Public Health:</u>							
U. de Montréal	63	-	-	-	-	-	63
U. of Toronto	17	-	-	-	-	-	17
Total	80	-	-	-	-	-	80
<u>Interior Design:</u>							
U. of Manitoba	10	6	13	8	-	-	37
<u>Journalism:</u>							
U. of King's Coll.	1	-	2	1	-	-	4
U. of Western Ontario	3	6	10	-	-	-	19
Ursuline Coll. of Arts	1	1	1	2	-	-	5
Carleton Coll.	8	6	22	6	-	-	42
Total	13	13	35	9	-	-	70
<u>Laws:</u>							
Dalhousie U.	44	48	71	-	-	-	163
U. of New Brunswick	8	13	6	-	-	-	27
McGill U.	54	55	68	-	-	-	177
U. de Montréal	101	100	124	-	-	-	325
U. Laval	41	59	60	63	-	-	223
U. d'Ottawa	-	-	24	26	-	-	50




Faculty and Institution	Graduating Year						Total
	1955	1956	1957	1958	1959	1960	
<u>Law: (202)</u>							
Osgoode Hall Law School	202	199	211	273	-	-	885
U. of Toronto	21	27	58	-	-	-	106
Manitoba Law School	36	46	45	41	-	-	168
U. of Saskatchewan	29	30	34	-	-	-	93
U. of Alberta	29	38	34	-	-	-	101
U. of British Columbia	77	65	54	-	-	-	196
Total	642	680	789	403	-	-	2,514
<u>Library Sciences:</u>							
McGill U.	21	-	-	-	-	-	21
U. de Montréal	30	-	-	-	-	-	30
U. Laval	10	-	-	-	-	-	10
U. d'Ottawa	2	-	-	-	-	-	2
U. of Toronto	39	-	-	-	-	-	39
Total	102	-	-	-	-	-	102
<u>Medical Technology:</u>							
U. de Montréal	20	39	-	-	-	-	59
U. Laval	30	41	-	-	-	-	71
Total	50	80	-	-	-	-	130
<u>Medicine:</u>							
Dalhousie U.	48	53	51	58	56	-	266
McGill U.	112	108	97	115	-	-	432
U. de Montréal	99	95	102	109	117	-	522
U. Laval	135	79	119	135	126	122	716
Queen's U.	55	60	60	54	63	64	356
U. of Western Ontario	60	58	58	59	60	-	295
U. d'Ottawa	46	47	32	57	64	36	282
U. of Toronto	153	158	148	131	137	130	857
U. of Manitoba	77	64	67	55	60	-	323
U. of Saskatchewan	-	-	32	40	-	-	72
U. of Alberta	57	58	55	60	-	-	230
U. of British Columbia	59	61	52	59	-	-	231
Total	901	841	873	932	683	352	4,582
<u>Music:</u>							
Dalhousie U.	2	3	1	-	-	-	6
Mt. St. Vincent Coll.	1	-	2	-	-	-	3
Acadia U.	2	2	4	2	-	-	10
Mount Allison U.	3	5	7	10	-	-	25
McGill U.	3	3	5	-	-	-	11
U. de Montréal	36	45	-	-	-	-	81
U. Laval	12	8	11	-	-	-	31
Music Teachers' Coll.	5	14	11	3	-	-	33
U. of Toronto	32	25	47	-	-	-	114
Brandon Coll.	3	3	13	12	-	-	31
Total	99	118	101	27	-	-	345
<u>Nursing:</u>							
St. Francis Xavier U.	-	-	1	4	-	-	5
Dalhousie U.	33	-	-	-	-	-	33
Mt. St. Vincent Coll.	4	2	7	4	-	-	17
St. Thomas Coll.	4	3	2	13	10	-	32
McGill U.	6	15	-	-	-	-	21
U. de Montréal	565	590	610	-	-	-	1,765
U. Laval	332	321	419	-	-	-	1,072
Queen's U.	18	-	-	-	15	-	33
U. of Western Ontario	69	-	-	-	-	-	69
Notre Dame Coll.	-	-	-	8	-	-	8
U. d'Ottawa	23	30	45	-	-	-	98



Faculty and Institution	Graduating Year						Total
	1955	1956	1957	1958	1959	1960	
<u>Nursing: (con)</u>							
U. of Toronto	187	10	11	20	39	-	267
U. of Manitoba	12	12	-	-	-	-	24
U. of Saskatchewan	31	10	94 ^{5/}	18	32	-	185
U. of Alberta	104	101	107	18	43	-	373
U. of British Columbia	29	19	31	45	-	-	124
Total	1,417	1,113	1,327	130	139	-	4,126
<u>Optometry:</u>							
U. de Montréal	14	16	13	-	-	-	43
Coll. of Optometry of Ont.	-	8	16	-	-	-	24
Total	14	24	29	-	-	-	67
<u>Pharmacy:</u>							
Dalhousie U.	16	11	10	-	-	-	37
U. de Montréal	79	75	72	100	-	-	326
U. Laval	13	22	17	17	-	-	69
U. of Toronto	44	83	90	101	-	-	318
U. of Manitoba	24	35	24	-	-	-	83
U. of Saskatchewan	29	32	36	29	-	-	126
U. of Alberta	42	42	35	-	-	-	119
U. of British Columbia	37	43	59	-	-	-	139
Total	284	343	343	247	-	-	1,217
<u>Philosophy:</u>							
U. de Montréal	68	28	-	-	-	-	96
U. Laval	25	12	18	15	-	-	70
St. Peter's Seminary	4	5	3	-	-	-	12
U. of Western Ontario	1	-	1	-	-	-	2
U. d'Ottawa	35	57	65	-	-	-	157
St. Joseph's Coll.	11	23	17	-	-	-	51
Notre Dame Coll.	-	1	2	4	-	-	7
Total	144	126	106	19	-	-	395
<u>Physical and Health Educations:</u>							
McGill U.	9	14	16	31	-	-	70
Queen's U.	12	27	15	27	-	-	81
U. of Western Ontario	13	8	12	-	-	-	33
Orsuline Coll. of Arts	-	-	-	1	-	-	1
U. d'Ottawa	4	8	5	6	-	-	23
U. of Toronto	35	23	38	-	-	-	96
U. of British Columbia	16	24	37	29	-	-	106
Total	89	104	123	94	-	-	410
<u>Physio and Occupational Therapy:</u>							
McGill U.	3	18	36	46	38	-	141
U. of Toronto	79	93	97	-	-	-	269
U. of Alberta	-	18	-	-	-	-	18
Total	82	129	133	46	38	-	428
<u>Secretarial Science:</u>							
St. Francis Xavier U.	43	10	-	-	-	-	53
Mt. St. Vincent Coll.	4	5	8	16	-	-	33
Acadia U.	4	8	24	-	-	-	36
Mount Allison U.	6	9	14	9	-	-	38
U. of Western Ontario	21	23	36	-	-	-	80
Orsuline Coll. of Arts	-	1	3	-	-	-	4
Waterloo Coll.	-	-	7	2	-	-	9
Total	78	56	92	27	-	-	253

5. 1957 enrolment includes 80 in the first year of a three year B.Sc. in Nursing course for Registered Nurses.



Faculty and Institution	Graduating Year						Total
	1955	1956	1957	1958	1959	1960	
<u>Social Service:</u>							
Maritime School of Social Work	9	11	-	-	-	-	20
McGill U.	25	38	-	-	-	-	63
U. de Montréal ⁶	20	33	57	-	-	-	110
U. Laval	21	11	11	-	-	-	43
St. Patrick's Coll.	13	24	-	-	-	-	37
U. of Toronto	66	-	-	-	-	-	66
U. of Manitoba	42	45	-	-	-	-	87
U. of British Columbia	91	-	-	-	-	-	91
Total	287	162	68	-	-	-	517
<u>Theology:</u>							
U. of King's Coll.	-	1	-	2	-	-	3
Pine Hill Divinity Hall	21	23	6	-	-	-	50
Acadia U.	-	2	1	2	-	-	5
Mount Allison U.	-	-	4	8	-	-	12
Bishop's U.	1	6	1	7	9	-	24
McGill U.	10	13	16	-	-	-	39
U. de Montréal	68	40	66	-	-	-	174
U. Laval	46	64	53	89	-	-	252
Queen's Theological Coll.	7	10	12	-	-	-	29
Huron Coll.	11	8	8	5	-	-	32
St. Peter's Seminary	24	19	15	22	-	-	80
U. d'Ottawa	45	38	47	53	-	-	183
Knox Coll.	13	24	25	-	-	-	62
St. Michael's Coll.	34	30	28	-	-	-	92
Trinity Coll.	16	13	19	1	4	-	53
Victoria U.	29	38	29	-	-	-	96
Wycliffe Coll.	9	14	13	-	-	-	36
Waterloo Coll.	5	13	22	5	-	-	45
St. John's Coll.	4	-	3	-	-	-	7
United Coll.	9	9	11	-	-	-	29
St. Chad's Coll.	7	4	5	-	-	-	16
Emmanuel Coll.	3	13	7	12	6	-	41
Lutheran Coll. & Seminary	3	3	7	-	-	-	13
Luther Theological Sem.	5	5	9	5	1	-	25
St. Andrew's Coll.	7	11	14	-	-	-	32
St. Stephen's Coll.	7	8	15	-	-	-	30
U. of Alberta	11	-	-	-	-	-	11
Anglican Theological Coll.	3	7	6	-	-	-	16
Union College of B.C.	6	9	3	-	-	-	18
Total	404	425	445	211	20	-	1,505
<u>Veterinary Science:</u>							
U. de Montréal	22	21	19	22	20	-	104
Ontario Veterinary Coll.	62	58	50	62	60	-	292
Total	84	79	69	84	80	-	395

6. Includes Social Science.



103
 Prepared in the Higher Education Section, Education Division, Dominion Bureau of Statistics, for distribution by the Executive and Professional Division, National Employment Service, Unemployment Insurance Commission


APPENDIX I - BREAKDOWN OF ARTS AND PURE SCIENCE ENROLMENT BY SPECIFIED FIELDS IN PURE SCIENCE, BY GRADUATING YEAR, AS REPORTED AT NOVEMBER 1, 1954

Institution and Graduating Year	Biology	Chemistry	Geology	Mathematics	Physics	Maths and Physics	Chemistry and Physics
Memorial U58	2	4	4	-	-	-	-
St. Francis Xavier U55	4	3	4	2	3	-	-
56	3	5	4	3	3	-	-
Dalhousie U55	1	2	-	-	1	-	-
56	2	3	-	-	-	-	-
U. of King's Coll55	-	-	3	-	-	-	-
56	-	2	1	-	1	-	-
57	1	4	-	-	-	-	-
58	-	6	-	-	-	-	-
Mt. St. Vincent Coll55	-	1	-	-	-	-	-
56	2	2	-	-	-	-	-
57	2	1	-	-	-	-	-
58	-	3	-	-	-	-	-
Acadia U55	13	6	5	2	1	-	-
56	10	10	16	5	1	-	-
U. of New Brunswick55	7	1	11	-	-	2	-
56	1	3	4	1	-	7	-
Mount Allison U55	5	13	4	7	3	-	-
56	5	10	8	3	-	-	-
57	11	15	7	2	4	-	-
58	3	4	9	-	-	-	-
McGill U55	9	4	1	3	-	12	-
56	13	3	6	3	-	12	-
57	19	13	3	3	-	12	-
U. de Montréal55	9	18	2	13	9	-	-
56	11	18	4	7	3	-	-
57	40	29	5	4	5	-	-
U. Laval55	2	3	-	-	2	-	-
56	1	5	-	1	4	-	-
57	1	3	-	-	3	4	-
58	4	-	-	-	-	-	-
McMaster U55	2	5	7	-	-	-	9
56	1	8	11	-	-	3	8
57	4	6	10	-	-	6	14
Queen's U55	4	3	5	6	1	-	-
56	4	4	3	7	2	-	-
57	5	6	11	2	2	-	-
58	4	15	11	16	2	-	-
U. of Western Ontario55	6	-	4	-	-	5	9
56	6	-	9	-	-	15	10
57	5	-	12	-	-	18	12
58	5	-	15	-	-	18	15
Ursuline Coll. of Arts56	-	-	-	-	-	1	-
57	1	-	-	-	-	-	-
58	-	-	-	-	-	2	-



APPENDIX I - PAGE 2 - 1954-55 ENROLMENT IN SPECIFIED FIELDS OF PURE SCIENCE (CON'T.)

Institution and Graduating Year	Biology	Chemistry	Geology	Mathematics	Physics	Maths and Physics	Chemistry and Physics
Carleton Coll55	1	7	4	4	5	-	-
56	9	9	2	2	5	-	-
57	6	15	3	3	6	-	-
58	-	4	1	1	-	-	-
St. Patrick's Coll55	4	6	-	-	-	-	-
56	1	3	-	-	1	-	-
57	5	8	-	-	3	-	-
58	2	6	-	-	2	-	-
U. of Ottawa55	-	8	-	-	-	-	-
56	1	4	-	-	2	-	-
57	-	5	-	-	2	-	-
58	1	4	-	2	2	-	-
Lakehead Technical Inst. ...57	-	-	-	-	1	-	-
St. Michael's Coll55	5	7	2	-	-	3	-
56	-	10	4	-	-	2	-
Trinity Coll55	-	-	1	-	-	1	-
56	1	1	2	-	-	3	-
57	-	-	1	-	-	2	-
58	-	-	-	-	-	4	2
U. of Toronto55	8	1	1	15	8	-	-
56	3	2	4	18	7	-	-
57	6	3	2	36	7	-	-
58	16	20	17	21	20	-	-
Victoria U55	1	1	2	-	-	2	-
56	-	-	2	-	-	5	1
57	3	-	1	-	-	7	2
Waterloo Coll58	-	-	-	-	-	2	-
Assumption Coll55	3	4	-	-	-	-	-
56	1	3	-	2	-	-	-
57	3	5	-	5	-	-	-
58	1	4	-	2	-	-	-
U. of Manitoba55	-	13	12	5	6	-	-
St. Thomas More Coll55	7	5	3	4	1	-	-
56	10	8	1	-	-	-	-
U. of Saskatchewan55	16	9	7	3	3	-	-
56	-	9	5	4	6	-	-
U. of Alberta55	-	17	38	9	5	-	-
56	-	38	20	6	7	-	-
57	-	53	18	8	10	-	-
Notre Dame Coll56	-	1	-	-	1	-	-
57	-	2	-	-	1	-	-
58	2	7	-	1	4	-	-
U. of British Columbia55	-	12	6	-	1	7	-
56	2	12	9	3	2	11	-
Victoria Coll57	4	3	-	10	2	-	-
58	2	1	-	3	1	-	-




APPENDIX I - PAGE 3 - 1954-55 ENROLMENT IN SPECIFIED FIELDS OF PURE SCIENCE (CON'T.)

Institution and Graduating Year	Biology	Chemistry	Geology	Mathematics	Physics	Maths and Physics	Chemistry and Physics
Total Canada 1/	107	149	122	73	50	32	18
55	87	173	115	65	44	59	19
56	116	171	73	73	46	49	28
57	42	78	57	46	31	26	17
58							

1/ Total for Canada includes only potential graduates reported for the specified years by the institutions included in this table.

7001-57
24-11-54




Prepared in the Higher Education Section, Education Division, Dominion Bureau of Statistics, for distribution by the Executive and Professional Division, National Employment Service, Unemployment Insurance Commission.

APPENDIX II - BREAKDOWN OF ENGINEERING CLASSES TO GRADUATE IN 1955 AND 1956
BASED ON ENROLMENT AT NOVEMBER 1, 1954

Course and Graduating Year	Nova Scotia Technical College	University of New Brunswick	Université Laval	McGill University	Université de Montréal	Queen's University	Université d'Ottawa	Royal Military College (1)	University of Toronto	Ontario Agricult. College (2)	University of Manitoba	University of Saskatchewan	University of Alberta	Prov. Institute of Technology and Art (3)	University of British Columbia	Total
Aeronautical 55	-	-	-	-	-	-	-	-	11	-	-	-	-	12	-	23
56	-	-	-	-	-	-	-	-	12	-	-	-	-	20	-	32
Agriculture 55	-	-	-	-	-	-	-	-	-	15	-	1	-	-	-	16
56	-	-	-	-	-	-	-	-	-	20	-	6	-	-	1	27
Chemical (4) 55	7	-	5	27	4	30	-	12	59	-	-	12	11	-	13	180
56	5	-	8	32	16	36	4	12	69	-	-	13	37	-	15	247
Civil 55	17	26	33	55	51	25	-	20	74	-	28	34	35	-	24	422
56	27	21	30	65	43	54	-	44	63	-	28	26	55	-	21	477
Electrical (5) 55	18	12	11	33	42	36	-	12	50	-	24	17	17	-	25	297
56	24	7	15	64	40	37	-	14	58	-	27	12	29	-	40	367
Engineering Physics 55	-	-	-	11	-	7	-	-	27	-	3	4	2	-	9	63
56	-	-	-	8	-	9	-	9	31	-	3	14	1	-	11	86
Engineering and Business 55	-	-	-	-	-	-	-	-	41	-	-	-	-	-	-	41
56	-	-	-	-	-	-	-	-	32	-	-	-	-	-	-	32
Forest 55	-	-	14	-	-	-	-	-	-	-	-	-	-	-	6	20
56	-	-	21	-	-	-	-	-	-	-	-	-	-	-	2	23
Geological 55	-	-	3	-	-	6	-	-	8	-	2	13	-	-	3	35
56	-	-	2	-	-	13	-	-	9	-	10	19	1	-	9	63
Mechanical 55	25	15	-	65	-	30	-	24	49	-	41	26	-	-	32	307
56	28	14	9	82	-	41	-	13	76	-	43	34	-	-	50	390
Metallurgical 55	3	-	1	6	-	6	-	-	7	-	-	-	-	-	6	29
56	2	-	7	16	-	8	-	-	7	-	-	-	-	-	7	47
Mining (6) 55	2	-	2	5	10	7	-	-	8	-	-	-	5	-	10	49
56	4	-	5	7	2	6	-	-	8	-	-	-	11	-	5	48
Petroleum 55	-	-	-	-	-	-	-	-	-	-	-	-	17	-	-	17
56	-	-	-	-	-	-	-	-	-	-	-	-	22	-	-	22
General and not specified 55	-	-	-	-	-	3	-	-	-	-	-	-	-	-	3	6
56	-	-	-	-	-	6	5	-	-	-	-	-	-	-	2	13
Total 55	72	53	69	202	107	150	-	68	334	15	98	107	87	12	131	1,505
56	90	42	97	274	101	210	9	92	365	20	111	124	156	20	163	1,874

- (1) Graduates must take one year elsewhere to obtain the Bachelor's degree.
- (2) Taken in last two years, giving entry into Mechanical course at Toronto. 1955 figure includes eight students in Agricultural Mechanics option.
- (3) Institute, at Calgary, gives a three year course from junior matriculation.
- (4) At Montreal also qualifies as Metallurgical.
- (5) At Montréal Mechanical and Electrical are combined.
- (6) At Montréal also qualifies as Geological.



Prepared in the Higher Education Section, Education Division, Dominion Bureau of Statistics, for distribution by the Executive and Professional Division, National Employment Service, Unemployment Insurance Commission.

APPENDIX II - BREAKDOWN OF ENGINEERING CLASSES TO GRADUATE IN 1955 AND 1956
BASED ON ENROLMENT AT NOVEMBER 1, 1954

Course and Graduating Year	Nova Scotia Technical College	University of New Brunswick	Université Laval	McGill University	Université de Montréal	Queen's University	Université d'Ottawa	Royal Military College (1)	University of Toronto	Collegium agricult. College (2)	University of Manitoba	University of Saskatchewan	University of Alberta	Inst. of Technology and Art (3)	University of British Columbia	Total
Aeronautical 55	-	-	-	-	-	-	-	-	11	-	-	-	-	12	-	23
56	-	-	-	-	-	-	-	-	12	-	-	-	-	20	-	32
Agriculture 55	-	-	-	-	-	-	-	-	-	15	-	-	-	-	-	16
56	-	-	-	-	-	-	-	-	-	20	-	-	-	-	1	27
Chemical (4) 55	7	-	5	27	4	30	-	12	59	-	-	12	11	-	13	180
56	5	-	8	32	16	36	4	12	69	-	-	13	37	-	15	247
Civil 55	17	26	33	55	51	25	-	20	74	-	28	34	35	-	24	422
56	27	21	30	65	43	54	-	44	63	-	28	26	55	-	21	477
Electrical (5) 55	18	12	11	33	42	36	-	12	50	-	24	17	17	-	25	297
56	24	7	15	64	40	37	-	14	58	-	27	12	29	-	40	367
Engineering Physics 55	-	-	-	11	-	7	-	-	27	-	3	4	2	-	9	63
56	-	-	-	8	-	9	-	9	31	-	3	14	1	-	11	86
Engineering and Business 55	-	-	-	-	-	-	-	-	41	-	-	-	-	-	-	41
56	-	-	-	-	-	-	-	-	32	-	-	-	-	-	-	32
Forest 55	-	-	14	-	-	-	-	-	-	-	-	-	-	-	6	20
56	-	-	21	-	-	-	-	-	-	-	-	-	-	-	2	23
Geological 55	-	-	3	-	-	6	-	-	8	-	2	13	-	-	3	35
56	-	-	2	-	-	13	-	-	9	-	10	19	1	-	9	63
Mechanical 55	25	15	-	65	-	30	-	24	49	-	41	26	-	-	32	307
56	28	14	9	82	-	41	-	13	76	-	43	34	-	-	50	390
Metallurgical 55	3	-	1	6	-	6	-	-	7	-	-	-	-	-	6	29
56	2	-	7	16	-	8	-	-	7	-	-	-	-	-	7	47
Mining (6) 55	2	-	2	5	10	7	-	-	8	-	-	-	5	-	10	49
56	4	-	5	7	2	6	-	-	8	-	-	-	11	-	5	48
Petroleum 55	-	-	-	-	-	-	-	-	-	-	-	-	17	-	-	17
56	-	-	-	-	-	-	-	-	-	-	-	-	22	-	-	22
General and not specified 55	-	-	-	-	-	3	-	-	-	-	-	-	-	-	3	6
56	-	-	-	-	-	6	5	-	-	-	-	-	-	-	2	13
Total 55	72	53	69	202	107	150	-	68	334	15	98	107	87	12	131	1,505
56	90	42	97	274	101	210	9	92	365	20	111	121	156	20	163	1,874

- (1) Graduates must take one year elsewhere to obtain the Bachelor's degree.
- (2) Taken in last two years, giving entry into Mechanical course at Toronto. 1955 figure includes eight students in Agricultural Mechanics option.
- (3) Institute, at Calgary, gives a three year course from junior matriculation.
- (4) At Montréal also qualifies as Metallurgical.
- (5) At Montréal Mechanical and Electrical are combined.
- (6) At Montréal also qualifies as Geological.

STATISTICS CANADA LIBRARY
BIBLIOTHEQUE STATISTIQUE CANADA



1010491800