
Second Printing

Canadian Classification of Diagnostic, Therapeutic, and Surgical Procedures

Published under the authority of
the Minister of Supply and
Services Canada

©Minister of Supply
and Services Canada 1986

June, 1986
8-2301-507

Price: Canada, \$30.00
Other Countries, \$40.00

Catalogue 82 562E

ISBN 0-660-11938-2

Ottawa

Data in Many Forms...

Statistics Canada disseminates data in a variety of forms. In addition to publications, both standard and special tabulations are offered on computer print-outs, microfiche and microfilm, and magnetic tapes. Maps and other geographic reference materials are available for some types of data. Direct access to aggregated information is possible through CANSIM, Statistics Canada's machine-readable data base and retrieval system.

How to Obtain More Information

Inquiries about this publication and related statistics or services should be directed to:

The Nosology Reference Centre,
Health Division,

Statistics Canada, Ottawa, K1A 0T6 (Telephone: 990-8383) or to the Statistics Canada reference centre in:

St. John's	(772-4073)	Toronto	(973-6586)	Regina	(359-5405)
Halifax	(426-5331)	Sturgeon Falls	(753-4888)	Edmonton	(420-3027)
Montreal	(283-5725)	Winnipeg	(949-4020)	Vancouver	(663-3691)
Ottawa	(990-8116)				

Toll-free access is provided in all provinces and territories, for users who reside outside the local dialing area of any of the regional reference centres.

Newfoundland and Labrador	Zenith 0-7037
Nova Scotia, New Brunswick and Prince Edward Island	1-800-565-7192
Quebec	1-800-361-2831
Ontario	1-800-268-1151
Manitoba	1-800-282-8006
Saskatchewan	1(112)800-667-3524
Alberta	1-800-222-6400
British Columbia (South and Central)	112-800-663-1551
Yukon and Northern B.C. (area served by NorthwTel Inc.)	Zenith 0-8913
Northwest Territories (area served by NorthwTel Inc.)	Callcollect 420-2011

How to Order Publications

This and other Statistics Canada publications may be purchased by using the attached order form, from local authorized agents and other community bookstores, through the local Statistics Canada offices, or by mail order to Publication Sales and Services, Statistics Canada, Ottawa, K1A 0T6.

1(613)993-7276

Toronto
Credit card only (973-8018)

TABLE OF CONTENTS

	Page
INTRODUCTION	v
TABULAR LIST	
I Certain Diagnostic and Therapeutic Procedures (01-13)	1
II Operations on the Nervous System (14-18)	55
III Operations on the Endocrine System (19-20)	79
IV Operations on the Eyes (21-29)	93
V Operations on the Ears (30-32)	123
VI Operations on the Nose, Mouth, and Pharynx (33-41)	135
VII Operations on the Respiratory System (42-46)	161
VIII Operations on the Cardiovascular System (47-51)	177
IX Operations on the Hemic and Lymphatic Systems (52-53)	221
X Operations on the Digestive System and Abdominal Region (54-66)	227
XI Operations on the Urinary Tract (67-71)	287
XII Operations on the Male Genital Organs (72-76)	313
XIII Operations on the Female Genital Organs (77-83)	329
XIV Obstetric Procedures (84-87)	353
XV Operations on the Musculoskeletal System (88-96)	363
XVI Operations on the Breast (97)	409
XVII Operations on Skin and Subcutaneous Tissue (98)	415
XVIII Procedures Not Elsewhere Classified (99)	427
ALPHABETICAL INDEX	429

INTRODUCTION

This is the second printing of the Canadian Classification of Diagnostic, Therapeutic, and Surgical Procedures (or CCP) which was originally produced by Statistics Canada in 1978 (Cat. # M030) to meet Canadian needs for a procedural classification to be used in conjunction with the International Classification of Diseases, Ninth Revision (or ICD-9).

Formal development of the CCP was undertaken by Statistics Canada when it became apparent that the International Classification of Procedures in Medicine of the World Health Organization would not meet Canadian needs.

The W.H.O. procedure classification is subdivided into a series of separate sections or fascicles. Each fascicle provides a classification for a different mode of treatment, e.g., diagnostic procedures, surgery, therapeutic procedures, etc. The CCP was based on Fascicle V, Surgical Procedures, and contains significant modifications to include diagnostic and therapeutic procedures found in other fascicles (thus eliminating the need for the prefixes used by W.H.O.).

The actual CCP volume is divided into two parts, the Tabular List and the Alphabetical Index. This second printing includes all corrections and additions for both parts as previously published in Errata #1-#7. No changes have been made in the classification structure itself, however, there have been some format and type face improvements.

Notes on Use of this Classification

Abbreviations

- NEC - Not elsewhere classified. This abbreviation identifies category numbers to be used only when the procedure cannot be coded to any other specific category.
- NOS - Not otherwise specified. This is a synonym of "unqualified" or "unspecified".

Instructional Notes

- Includes* - This term identifies a list of inclusions pertinent to the two or three digit category number under which it appears.
- Excludes* - This word is used as a warning against procedural terms which appear to belong in the category but should actually be coded elsewhere.
- Code also
or
Use additional
code* - These instructions identify categories where more than one code may be necessary.

Symbols

- () - Brackets or parentheses enclose supplementary or alternative words the presence or absence of which do not affect the code assignment.
- :
- Colons are used after terms which need one or other of the understated modifiers to make them assignable to the given category.
- }
- Braces are used to enclose a series of terms each of which is completed by a common term or statement.
- *
- The asterisk preceding a code directs the coder to the footnote at the bottom of the page for instructions on completing the code.

Enquiries

Any enquiries, comments, or suggestions pertaining to the Canadian Classification of Diagnostic, Therapeutic, and Surgical Procedures should be addressed to:

*Head, Nosology Reference Centre
Health Division
Statistics Canada
R.H. Coats Building
Ottawa, Canada.
K1A 0T6*

(613)990-8383

I. CERTAIN DIAGNOSTIC AND THERAPEUTIC PROCEDURES

01 NONOPERATIVE ENDOSCOPY

01.0 Nonoperative endoscopy of respiratory tract

*Excludes: biopsy by endoscopy (code to the biopsy)
endoscopy with surgical approach (46.81, 46.82)
removal of foreign body by endoscopy (12.01-12.49)*

01.01 Rhinoscopy

01.02 Indirect laryngoscopy

01.03 Direct laryngoscopy

01.04 Other nonoperative laryngoscopy

Laryngoscopy NOS
Microlaryngoscopy
Suspension laryngoscopy

01.05 Pharyngoscopy

01.06 Tracheoscopy or bronchoscopy through existing artificial
stoma

That through existing tracheostomy

01.07 Other nonoperative tracheoscopy

Tracheoscopy NOS

01.08 Fiberoptic bronchoscopy

01.09 Other nonoperative bronchoscopy

Bronchoscopy NOS

01.1 Nonoperative endoscopy of upper gastrointestinal tract

*Excludes: biopsy by endoscopy (code to the biopsy)
endoscopy with surgical approach (54.82, 56.83, 57.96)
removal of foreign body by endoscopy (12.01-12.49)*

01.11 Esophagoscopy through existing artificial stoma

That through existing esophagostomy

01.12 Other nonoperative esophagoscopy

01.13 Gastroscopy through existing artificial stoma

That through existing gastrostomy

01.14 Other nonoperative gastroscopy

Esophagogastroscopy
Fiberscopy of stomach

*Excludes: gastric gavage without gastroscopy (10.35)
gastric lavage without gastroscopy (10.33)
transabdominal gastroscopy (56.83)*

01.15 Endoscopy of small intestine through existing artificial stoma

That through existing:
duodenostomy
ileostomy
jejunostomy

01.16 Other nonoperative endoscopy of small intestine

Excludes: transabdominal endoscopy (57.96)

01.2 Nonoperative endoscopy of lower gastrointestinal tract

*Excludes: biopsy by endoscopy (code to the biopsy)
endoscopy with surgical approach (57.97, 60.84)
removal of foreign body by endoscopy (12.01-12.49)*

01.21 Colonoscopy through existing artificial stoma

That through existing colostomy

01.22 Other nonoperative colonoscopy

Flexible fiber endoscopy

Excludes: transabdominal endoscopy (57.97)

01.23 Proctosigmoidoscopy through existing artificial stoma

That through existing sigmoidostomy

01.24 Other nonoperative proctosigmoidoscopy

Excludes: transabdominal endoscopy (60.84)

01.25 Anoscopy

01.3 Other nonoperative endoscopy

Excludes: biopsy by endoscopy (code to the biopsy)
endoscopy with surgical approach (46.81, 46.82, 49.98,
63.95, 66.83, 67.83, 67.84, 68.95, 70.83, 80.81,
*82.81, *92.8)*
removal of foreign body by endoscopy (12.01-12.49)

01.31 Ophthalmoscopy

Funduscopy

01.32 Otoscopy

Auroscopy

Magnifying } otoscopy
Routine }

01.33 Cystoscopy through existing artificial stoma

That through existing cystostomy

01.34 Other nonoperative cystoscopy

Panendoscopy
Transurethral cystoscopy

Excludes: that for control of postoperative hemorrhage of prostate (72.84)

01.35 Urethroscopy

*Excludes: perineal urethroscopy (70.83)
that incidental to other transurethral procedure (69.0-70.99)*

01.36 Vaginoscopy

Excludes: culdoscopy (82.81)

01.39 Other nonoperative endoscopy NEC

Endoscopy (photographic) NOS

02 DIAGNOSTIC RADIOLOGY AND RELATED TECHNIQUES

02.0 X-ray of face, head, and neck

*Excludes: angiography (50.8)
cervical lymphangiogram (52.82)
contrast:
dacryocystogram (21.83)
radiogram of:
brain and skull (14.85)
nasopharynx (41.82)
orbit (29.81)
sinus (34.82)
pneumocisternogram (14.85)
pneumoencephalogram (14.84)
pneumoventriculogram (14.85)
posterior fossa myelogram (14.85)
temporomandibular contrast arthrograph (88.82)*

02.01 Computerized axial tomography of head

C.A.T. scan of head

02.02 Other tomography of head

02.03 Full mouth x-ray of teeth

02.04 Other dental x-ray

Dental teleradiography

Orthodontic:

cephalogram

cephalometrics

Panorex examination of mandible

Root canal x-ray

02.05 Soft tissue x-ray of face, head, and neck

X-ray of:

adenoid

external ear

larynx

nasolacrimal duct

nasopharynx

salivary gland

thyroid region

uvula

02.06 X-ray of facial bones

X-ray of:

frontal area

mandible

maxilla

nasal sinuses

nose

X-ray of:

orbit

supraorbital area

symphysis menti

zygomaticomaxillary complex

Excludes: dental x-ray (02.03, 02.04)

02.07 Other x-ray of skull

Cephalometry

Lateral projection

Sagittal projection

Tangential projection

X-ray of ear

} of skull

02.1 X-ray of spine

Excludes: contrast myelogram (16.83)

02.11 X-ray of cervical spine

02.12 X-ray of thoracic spine

02.13 X-ray of lumbosacral spine

Sacrococcygeal x-ray

02.19 Other x-ray of spine

Spinal x-ray NOS

02.2 X-ray of thorax

Excludes: ungiocardiography (42.92-42.95)

angiography (50.82-50.84)

contrast:

bronchogram (45.86)

laryngogram (43.83)

mammary ductogram (97.83)

coronary arteriography (42.96-42.98)

endotracheal bronchogram (45.85)

intrathoracic lymphangiogram (52.85)

mediastinal pneumogram (46.89)

02.21 Computerized axial tomography of thorax

C.A.T. scan

Crystal line scan of x-ray beam

Electronic subtraction

Photoelectric response

Tomography with use of computer,

x-rays, and camera

} of thorax

02.22 Other tomography of thorax

Cardiac tomogram

02.23 X-ray of ribs, sternum, and clavicle

Examination for: cervical rib fracture	X-ray (for) (of): mensuration of thorax sternoclavicular joint
--	--

02.24 Xerography of breast

02.25 Other mammography

02.26 Fistulogram of chest wall

Sinogram of chest wall

02.27 Other soft tissue x-ray of chest wall

02.28 Routine chest x-ray, so described

X-ray of chest NOS

02.29 Other chest x-ray

X-ray of: bronchus NOS diaphragm NOS heart NOS	X-ray of: lung NOS mediastinum NOS trachea NOS
---	---

02.3 X-ray of digestive system

*Excludes: contrast pancreatogram (64.97)
contrast radiography of spleen (53.85)
intra-operative cholangiogram (63.96)
intravenous cholangiogram (63.96)
percutaneous hepatic cholangiogram (63.96)*

02.31 Barium swallow

02.32 Upper GI series

02.33 Small bowel series

02.34 Lower GI series

02.35 Other x-ray of intestine

- 02.36 Cholangiogram NEC
- 02.37 Other biliary tract x-ray
 - Cholecystogram
- 02.39 Other digestive tract x-ray

02.4 X-ray of genitourinary system

- Excludes:* angiography of placenta (50.86)
contrast:
epididymogram (75.82)
placentogram (50.86)
seminal vesiculogram (72.96)
vasogram (75.83)
diuretic infusion pyelogram (67.85)
gas contrast hysterosalpingography (80.84)
intravenous pyelogram (67.85)
opaque dye contrast hysterosalpingography (80.85)
percutaneous:
hystero-graphy (80.86)
pyelogram (67.87)
retrograde:
cystogram (69.83)
cystourethrogram (69.83)
pyelogram (67.86)
- 02.41 Nephrotomogram
 - Excludes:* computerized axial tomography (C.A.T. scan) of kidney (02.51)
 - 02.42 Cystogram NEC
 - 02.43 Ileal conduitogram
 - 02.44 Other x-ray of urinary system
 - KUB x-ray
 - 02.45 X-ray of gravid uterus
 - Intrauterine cephalometry by x-ray

- 02.46 X-ray of fallopian tubes and uterus
Excludes: x-ray of gravid uterus (02.45)
- 02.47 X-ray of prostate and seminal vesicles
- 02.48 X-ray of epididymis and vas deferens
- 02.49 Other x-ray of genital organs

02.5 X-ray of abdomen

- Excludes: abdominal lymphangiogram (52.83)*
angiography (50.85, 50.87)
pelvic:
gas contrast radiography (80.87)
opaque dye contrast radiography (80.88)
pneumoperitoneum (80.87)
peritoneal pneumogram (66.84)
retroperitoneal pneumogram (71.97)

- 02.51 Computerized axial tomography of abdomen
C.A.T. scan of:
abdomen
kidney
- 02.52 Other abdominal tomography
Excludes: nephrotomogram (02.41)
- 02.53 Sinogram of abdominal wall
Fistulogram of abdominal wall
- 02.54 Other soft tissue x-ray of abdomen
- 02.55 Retroperitoneal fistulogram
- 02.56 Other retroperitoneal x-ray
- 02.59 Other x-ray of abdomen
Flat plate of abdomen

02.6 Skeletal x-ray of extremities and pelvis

*Excludes: contrast arthrogram (*92.7)*

02.61 Skeletal x-ray of shoulder and upper arm

02.62 Skeletal x-ray of elbow and forearm

02.63 Skeletal x-ray of wrist and hand

02.64 Skeletal x-ray of upper limb NOS

02.65 Pelvimetry

02.66 Other skeletal x-ray of pelvis and hip

02.67 Skeletal x-ray of thigh, knee, and lower leg

02.68 Skeletal x-ray of ankle and foot

02.69 Skeletal x-ray of lower limb NOS

02.7 Other x-ray and diagnostic imaging *NEC*

Excludes: angiography (50.80-50.89)

lymphangiography (52.82-52.85)

02.71 Skeletal series

Whole body series

02.72 Other skeletal x-ray

*Excludes: contrast arthrogram (*92.7)*

x-ray of:

spine (02.11-02.19)

thorax (02.21-02.29)

02.73 Soft tissue x-ray of upper limb

02.74 Soft tissue x-ray of lower limb

02.75 Other computerized axial tomography

C.A.T. scan NOS

Excludes: C.A.T. scan of:
abdomen (02.51)
head (02.01)
kidney (02.51)
thorax (02.21)

02.76

02.79 Other x-ray NEC

X-ray NOS

02.76 magnetic resonance
imaging
02.78 Diagnostic imaging NEC
Excludes: diagnostic
thermography (02.91-02.97)
diagnostic
ultrasound (02.81-02.89)

02.8 Diagnostic ultrasound

Includes: echography
ultrasonic angiography
ultrasonography

02.81 Diagnostic ultrasound of head and neck

Echoencephalography
Determination of midline shift of brain

Excludes: eye (09.13)

02.82 Diagnostic ultrasound of heart

Echocardiography
Ultrasonic estimation of ventricular size

02.83 Other diagnostic ultrasound of thorax

Aortic arch }
Breast } ultrasonography
Lung }

02.84 Diagnostic ultrasound of digestive system

02.85 Diagnostic ultrasound of urinary system

02.86 Diagnostic ultrasound of abdomen and retroperitoneum

- 02.87 Diagnostic ultrasound of limbs
 - Deep vein thrombosis scanning
 - Diagnostic ultrasound of peripheral vascular system
- 02.88 Diagnostic ultrasound of gravid uterus
 - Intrauterine cephalometry:
 - echo
 - ultrasonic
 - Placental localization
- 02.89 Other diagnostic ultrasound
 - Ultrasonography of:
 - multiple sites
 - nongravid uterus
 - total body

02.9 Thermography

- 02.91 Cerebral thermography
- 02.92 Ocular thermography
- 02.93 Bone thermography
 - Osteoarticular thermography
- 02.94 Muscle thermography
- 02.95 Breast thermography
- 02.96 Blood vessel thermography
 - Deep vein thermography
- 02.99 Other thermography
 - Lymph gland thermography
 - Thermography NOS

03 CLINICAL EVALUATION AND EXAMINATION

03.0 Diagnostic interview and evaluation or consultation

Excludes: psychiatric diagnostic interview (08.19)

03.01 Diagnostic interview and evaluation, unqualified

03.02 Diagnostic interview and evaluation, described as brief
Abbreviated history and evaluation

03.03 Diagnostic interview and evaluation, described as limited
Interval history and evaluation

03.04 Diagnostic interview and evaluation, described as
comprehensive

History and evaluation of new problem

03.05 Other diagnostic interview and evaluation

03.06 Consultation, unqualified

03.07 Consultation, described as limited

Consultation on a single organ system

03.08 Consultation, described as comprehensive

03.09 Other consultation

03.1 Measurements and manual examinations of nervous system and sense organs

*Excludes: those done as part of a general physical examination
(03.7)*

03.11 Vision screening examination

03.12 Tenometry

03.13 Hearing screening examination

- 03.14 Nasal function study
 - Rhinomanometry
- 03.15 Neurologic examination
- 03.16 Electroencephalogram
- 03.17 Other nonoperative neurologic function tests
- 03.18 Transillumination of (newborn) skull
- 03.19 Other nonoperative measurements and examinations of nervous system and sense organs NEC

03.2 Measurements and manual examinations of genitourinary system

Excludes: those done as part of a general physical examination (03.7)

- 03.21 Urinary manometry
 - Manometry through:
 - indwelling ureteral catheter
 - nephrostomy
 - pyelostomy
 - ureterostomy
- 03.22 Cystometrogram
- 03.23 Urethral sphincter electromyogram
- 03.24 Uroflometry (UFR)
- 03.25 Urethral pressure profile (UPP)
- 03.26 Gynecological examination
 - Pelvic examination

03.29 Other nonoperative genitourinary system measurements and examinations

Bioassay of urine
Renal clearance
Urine chemistry

03.3 Other measurements and manual examinations

Excludes: those done as part of a general physical examination (03.7)

03.31 Dental examination

Oral mucosal } survey
Periodontal }

03.32 Esophageal manometry

03.33 Digital examination of enterostomy stoma

Digital examination of colostomy stoma

03.34 Digital examination of rectum

03.35 Transillumination of nasal sinuses

03.36 Manual examination of breast

03.37 Vital capacity determination

03.38 Other nonoperative respiratory measurements

03.39 Other nonoperative measurements and examinations

Basal metabolic rate (BMR)

Gastric:
analysis
function NEC

*Excludes: body measurement (07.07)
cardiac tests (03.41-03.62)
limb length measurement (07.06)
photography of fundus oculi (09.11)
skull circumference measurement (07.07)*

03.4 Cardiac stress tests and pacemaker checks

- 03.41 Cardiovascular stress test using treadmill
- 03.42 Masters' two-step stress test
- 03.43 Cardiovascular stress test using bicycle ergometer
- 03.44 Other cardiovascular stress test
- 03.45 Artificial pacemaker rate check
 - Artificial pacemaker function check NOS
- 03.46 Artificial pacemaker artefact wave form check
- 03.47 Artificial pacemaker electrode impedance check
- 03.48 Artificial pacemaker voltage or amperage threshold check
- 03.49 Artificial pacemaker slew rate check

03.5 Other cardiac function tests

Excludes: fetal EKG (87.52)

- 03.51 Rhythm electrocardiogram
 - Rhythm EKG (with one to three leads)
- 03.52 Other electrocardiogram
 - ECG } (with 12 or more leads) NOS
 - EKG }
 - Excludes: electrocardiographic monitoring during surgery (omit code)*
- 03.53 Vectorcardiogram (with EKG)
- 03.54 Electrographic monitoring of heart
- 03.55 Phonocardiogram with EKG lead
- 03.56 Carotid pulse tracing with EKG lead

03.57 Apexcardiogram (with EKG lead)

03.58 Plethysmogram

03.6 Other cardiovascular measurements

*Excludes: those done as part of a general physical examination
(03.7)*

03.61 Measurement of systemic arterial blood gases

03.62 Measurement of mixed venous blood gases

03.69 Other cardiovascular measurements NEC

Blood pressure

Pulse rate

03.7 General physical examination

03.8 Autopsy

04 MICROSCOPIC EXAMINATION

*The following fourth-digit subclassification is for use with all categories
in sections 04 and 05 to identify the type of examination:*

1 *bacterial smear*

2 *culture*

3 *culture and sensitivity*

4 *parasitology*

5 *toxicology*

6 *cell block and Papanicolaou smear*

9 *other microscopic examination*

**04.0 Microscopic examination of specimen from nervous system
and of spinal fluid**

04.1 Microscopic examination of specimen from eye

- 04.2 Microscopic examination of specimen from ear, nose, throat, and larynx
- 04.3 Microscopic examination of specimen from trachea, bronchus, lung, pleura, and other thoracic specimen, and of sputum
- 04.4 Microscopic examination of blood
- 04.5 Microscopic examination of specimen from spleen and bone marrow
- 04.6 Microscopic examination of specimen from lymph node and of lymph
- 04.7 Microscopic examination of specimen from upper gastrointestinal tract and of vomitus
- 04.8 Microscopic examination of specimen from lower gastrointestinal tract and of stool
- 04.9 Microscopic examination of specimen from liver, biliary tract, and pancreas

05 OTHER MICROSCOPIC EXAMINATION

The fourth-digit subclassification listed under section 04 should be used with all categories in section 05 to identify the type of examination.

- 05.0 Microscopic examination of peritoneal and retroperitoneal specimen
- 05.1 Microscopic examination of specimen from kidney, ureter, perirenal and periureteral tissue
- 05.2 Microscopic examination of specimen from bladder, urethra, prostate, seminal vesicle, perivesical tissue, and of urine and semen
- 05.3 Microscopic examination of specimen from female genital tract

Amniotic sac
Fetus

05.4 Microscopic examination of specimen from musculoskeletal system and of joint fluid

Microscopic examination of:

bone
bursa
cartilage
fascia
ligament
muscle
synovial membrane
tendon

05.5 Microscopic examination of specimen from skin and other integument

Microscopic examination of:

hair
nails
skin

Excludes: that of:

mucous membrane (code to organ site)
operative wound (05.7)

**05.6 Microscopic examination of specimen from endocrine gland
NEC**

**05.7 Microscopic examination of specimen from operative
wound**

**05.8 Microscopic examination of specimen from other specified
site**

Dental specimen

05.9 Microscopic examination of specimen from unspecified site

06 NUCLEAR MEDICINE

06.0 Radioisotope scan and function study

06.01 Thyroid radioisotope scan and function studies

Iodine-131 uptake
Protein bound iodine (PBI)
Radio-iodine uptake

06.02 Liver radioisotope scan and function study

06.03 Renal radioisotope scan and function study

Renal clearance study

06.04 Gastrointestinal radioisotope scan and function study

Calcium or iron absorption
Radio-cobalt B₁₂ Schilling test
Radio-iodinated triolein study

06.05 Cardiovascular and hematopoietic radioisotope scan and function study

Bone marrow
Cardiac output
Circulation time
Spleen

} radioisotope scan or function study

06.09 Other radioisotope function studies

06.1 Other radioisotope scan

06.11 Cerebral radioisotope scan

Pituitary radioisotope scan
Rathke's pouch imaging

06.12 Radioisotope scan of other sites of head

Excludes: eye (09.16)

06.13 Parathyroid radioisotope scan

- 06.14 Bone radioisotope scan
- 06.15 Pulmonary radioisotope scan
- 06.16 Radioisotope scan of lymphatic system
- 06.17 Placental radioisotope scan
- 06.18 Total body radioisotope scan
- 06.19 Radioisotope scan of other sites

06.2 Teleradiotherapy

- 06.21 Radioisotopic teleradiotherapy
 - Teleradiotherapy using:
 - cobalt-60
 - iodine-125
 - radioactive cesium
- 06.22 Teleradiotherapy of 1 to 25 MEV protons
 - Megavoltage NOS
 - Supervoltage NOS
 - Use of:
 - Betatron
 - linear accelerator
- 06.23 Teleradiotherapy using electrons
 - Beta particles
- 06.24 Teleradiotherapy of other particulate radiation
 - Neutrons
 - Protons NOS

06.3 Other therapeutic radiology and nuclear medicine

- 06.31 Superficial radiation
 - Contact radiation (up to 150 KVP)

- 06.32 Orthovoltage radiation
 - Deep radiation (200-300 KVP)
- 06.33 Extracorporeal irradiation of blood
- 06.34 Implantation or insertion of radioactive elements
 - Code also any incision of site*
- 06.35 Injection or instillation of radioisotopes
 - Intracavitary } injection or instillation
 - Intravenous }
- 06.39 Other radiotherapeutic procedure

07 PHYSICAL MEDICINE, REHABILITATION, AND RELATED PROCEDURES

07.0 Diagnostic physical medicine

- 07.01 Functional evaluation
- 07.02 Orthotic evaluation
 - Braces
- 07.03 Prosthetic evaluation
 - Artificial limb
- 07.04 Manual testing of muscle function
- 07.05 Range of motion testing
- 07.06 Measurement of limb length
- 07.07 Other body measurement
 - Girth measurement
 - Skull circumference measurement

07.08 Electromyography (EMG)

*Excludes: eye EMG (09.25)
urethral sphincter EMG (03.23)*

07.09 Other diagnostic physical medicine procedures

07.1 Physical medicine exercises

07.11 Assisting exercise

Excludes: assisted exercise in pool (07.31)

07.12 Other active musculoskeletal exercise

07.13 Resistive exercise

07.14 Training in joint movements

07.15 Mobilization of spine

07.16 Mobilization of other joint

*Excludes: manipulation of temporomandibular joint
(88.94)
mobilization of mandible (88.94)*

07.17 Other passive musculoskeletal exercise

07.18 Breathing exercise

07.19 Physical exercises NEC

Physical exercises NOS

07.2 Other physical medicine - musculoskeletal manipulation

07.21 Manual and mechanical traction

*Excludes: skeletal traction (07.41-07.44)
skin traction (07.45, 07.46)
spinal traction (07.41, 07.42)*

07.22 Ambulation and gait training

- 07.23 Fitting of orthotic device
- 07.24 Fitting of prosthetic limb
- 07.25 Training in use of orthotic or prosthetic device
 - Training in crutch walking
- 07.26 Forced extension of limb
- 07.27 Manual rupture of joint adhesions
- 07.28 Stretching of muscle, tendon, or fascia
- 07.29 Other forcible correction of deformity

07.3 Other physical medicine - therapeutic procedures

- 07.31 Assisted exercise in pool
- 07.32 Whirlpool treatment
- 07.33 Other hydrotherapy
- 07.34 Diathermy
- 07.35 Other heat therapy
 - Acupuncture with smouldering moxa
 - Infrared irradiation
 - Hot packs
 - Hyperthermia
 - Moxibustion
 - Paraffin bath
- 07.36 Cardiac retraining NEC
- 07.37 Pregnancy training
- 07.38 Combined physical therapy without mention of the components
- 07.39 Other physical therapy
 - Physical therapy NOS

07.4 Skeletal traction and other traction

07.41 Spinal traction using skull device

Spinal traction using:
caliper tongs
Crutchfield tongs
halo device
Vinke tongs

*Excludes: insertion of tongs or halo traction device
(15.99)*

07.42 Other spinal traction

Cotrel's traction

Excludes: cervical collar (07.52)

07.43 Intermittent skeletal traction

Excludes: spinal traction (07.41, 07.42)

07.44 Other skeletal traction

Bryant's
Dunlop's
Lyman Smith
Russell's } traction

Excludes: spinal traction (07.41, 07.42)

07.45 Thomas' splint traction

07.46 Other skin traction of limbs

Adhesive tape
Boot
Buck's
Gallows } traction

07.5 Other immobilization, pressure, and attention to wound

Excludes: wound cleansing (10.68, 10.69)

07.51 Application of plaster jacket

Excludes: Minerva jacket (07.52)

07.52 Application of neck support

Application of:
cervical collar
Minerva jacket
molded neck support

07.53 Application of other cast

07.54 Application of splint

Application of:
plaster
pneumatic } splint
tray

Excludes: periodontal splint (36.6)

07.55 Dental wiring

That for immobilization for the purpose of weight reduction

Excludes: that for orthodontia (36.6)

07.56 Application of pressure dressing

Application of:
Gibney bandage
Robert Jones' bandage
Shanz dressing

07.57 Application of other wound dressing

07.58 Application of pressure trousers

Application of:
anti-shock trousers
MAST trousers
vasopneumatic device

07.59 Other immobilization, pressure, and attention to wound

- Application of:
 - elastic stockings
 - electronic gaiter
 - intermittent pressure device
 - Velpeau bandage or dressing
- Oxygenation of wound (hyperbaric)

07.6 Osteopathic manipulative treatment

07.61 Osteopathic manipulative treatment for general mobilization

- General articular treatment

07.62 Osteopathic manipulative treatment using high-velocity, low-amplitude forces

- Thrusting forces

07.63 Osteopathic manipulative treatment using low-velocity, high-amplitude forces

- Springing forces

07.64 Osteopathic manipulative treatment using isotonic, isometric forces

07.65 Osteopathic manipulative treatment using indirect forces

07.66 Osteopathic manipulative treatment to move tissue fluids

- Lymphatic pump

07.69 Other osteopathic manipulative treatment

- Osteopathic manipulative treatment NOS

07.7 Speech and reading training and rehabilitation of the blind

07.71 Dyslexia training

07.72 Dysphasia training

- 07.73 Esophageal speech training
- 07.74 Speech defect training
- 07.75 Other speech training and therapy
- 07.76 Lead dog initiation for the blind
- 07.77 Training in braille or moon
- 07.78 Other rehabilitation of the blind

Training in activities of daily living (ADL) for the blind

07.8 Other rehabilitation therapy

- 07.81 Recreational therapy

Diversional } therapy
Play }

- 07.82 Educational therapy

Education of bed-bound children
Special schooling for the handicapped

- 07.83 Occupational therapy

Daily living activities } therapy
Domestic tasks }

Excludes: training in activities of daily living for the blind (07.78)

- 07.84 Music therapy

- 07.85 Vocational rehabilitation

Sheltered employment
Vocational:
assessment
retraining
training

07.89 Other rehabilitation therapy NEC

Rehabilitation NOS

08 DIAGNOSTIC AND THERAPEUTIC PSYCHOLOGY AND PSYCHIATRY

08.0 Psychologic evaluation and testing

08.01 Administration of intelligence test

Stanford-Binet

Wechsler:

Adult Intelligence Scale

Intelligence Scale for Children

08.02 Administration of psychologic test

Bender visual

Benton visual

Minnesota Multiphasic Personality Inventory (MMPI)

Wechsler Memory Scale

08.03 Character analysis

08.09 Other psychologic evaluation and testing

Psychologic mental status determination NOS

08.1 Psychiatric evaluations, interviews, and consultations

08.11 Psychiatric mental status determination

Clinical psychiatric mental status determination

Evaluation for:

criminal responsibility

testimentary capacity

Medicolegal mental status determination

Mental status determination NOS

08.12 Psychiatric commitment evaluation

Pre-commitment interview

08.19 Other psychiatric evaluation and interview

Follow-up }
Initial } psychiatric interview
Intake }
Psychiatric diagnostic interview NOS

08.2 Psychoanalysis

Ego psychoanalysis
Game analysis
Psychoanalysis of transference
Script }
Structure } analysis
Transactional }

08.3 Psychiatric drug and shock therapy

08.31 Narcoanalysis

Narcosynthesis

08.32 Lithium therapy

08.33 Carbon dioxide therapy

08.34 Flurothyl therapy

08.35 Detoxification therapy

08.36 Chemical shock therapy

Insulin shock therapy

08.37 Subconvulsive electroshock therapy

08.38 Other electroshock therapy (EST)

Electroconvulsive therapy (ECT)

08.39 Other psychiatric drug therapy

08.4 Other psychiatric therapeutic procedures

08.41 Hypnotherapy

Hypnodrama
Hypnosis

Excludes: hypnosis for anesthesia (omit code)

08.42 Crisis intervention

Care of potentially suicidal patient

08.43 Behavioral therapy

Aversive psychotherapy
Behavior modification

08.44 Group therapy

Body contact-exploration therapy
Client-centered psychotherapy
Encounter group
Group marathon
Primal
Sensitivity training

} therapy

Excludes: group sexual psychotherapy (08.46)

08.45 Family therapy

08.46 Sexual psychotherapy

Group sexual psychotherapy

08.47 Social therapy

08.48 Other psychotherapy

Confrontation therapy
Conscious control of blood pressure
Control of cardiovascular integration
Existential therapy
Gestalt therapy
Learned control of heart rate
Logotherapy
Transcendental meditation

08.49 Unspecified psychiatric therapeutic procedures

Psychotherapy NOS

08.5 Routine psychiatric visit NEC

09 OPHTHALMOLOGICAL AND OTOLOGICAL DIAGNOSIS AND TREATMENT

09.0 General and subjective eye examination

Excludes: vision screening examination or vision check (03.11)

09.01 Limited eye examination

Eye examination with prescription of spectacles

09.02 Comprehensive eye examination

Eye examination covering all aspects of the visual system

09.03 Extended ophthalmologic work-up

Examination (for):
glaucoma
neuro-ophthalmology
retinal disease

09.04 Eye examination under anesthesia

Code also type of examination

09.05 Visual field study

09.06 Color vision study

09.07 Dark adaptation study

09.1 Examinations of form and structure of eye

09.11 Photography of fundus oculi

09.12 Fluorescein angiography or angioscopy of eye

09.13 Ultrasound study of eye

09.14 X-ray study of eye

09.15 Ocular motility study

09.16 P32 and other tracer studies of eye

09.2 Objective functional tests of eye

09.21 Electroretinogram (ERG)

09.22 Electro-oculogram (EOG)

09.23 Visual evoked potential (VEP)

09.24 Electronystagmogram (ENG)

09.25 Electromyogram (EMG) of eye

09.26 Tonography, provocative tests, and other glaucoma testing

09.3 Special vision services

09.31 Fitting and dispensing of spectacles

09.32 Prescription, fitting, and dispensing of contact lens

09.33 Dispensing of other low vision aids

09.34 Ocular prosthetics

09.35 Orthoptic training

09.36 Ophthalmologic counselling and instruction

Adaptation to visual loss
Use of low vision aids

09.4 Nonoperative procedures related to hearing

*Excludes: hearing screening examination or hearing test only
(03.13)*

09.41 Audiometry

Bekesy 5-tone audiometry
Impedence audiometry
Stapedial reflex response
Subjective audiometry
Tympanogram

09.42 Clinical test of hearing

Tuning fork }
Whispered speech } test

09.43 Audiological evaluation

Audiological evaluation by:
Barany noise machine
blindfold test
delayed feedback
masking
Weber lateralization

09.44 Clinical vestibular function tests

Thermal test

09.45 Rotation tests

Barany chair

09.46 Other auditory and vestibular function tests

09.47 Fitting of hearing aid

*Excludes: implantation of electro-magnetic hearing aid
(32.95)*

09.49 Other nonoperative procedures related to hearing

10 NONOPERATIVE INTUBATION, IRRIGATION, AND MANIPULATION PROCEDURES

10.0 Nonoperative intubation of respiratory and gastrointestinal tracts

10.01 Insertion of nasopharyngeal airway

10.02 Insertion of oropharyngeal airway

10.03 Insertion of esophageal obturator airway

10.04 Insertion of endotracheal tube

10.05 Other intubation of respiratory tract

10.06 Insertion of Sengstaken tube

Esophageal tamponade

10.07 Insertion of other (nasal-)gastric tube

Intubation for decompression

10.08 Insertion of (nasal-)intestinal tube

Miller-Abbott tube (for decompression)

10.09 Insertion of rectal tube

Replacement of rectal tube

10.1 Other nonoperative insertion procedures

Excludes: nasolacrimal intubation (21.34)

10.11 Packing of external auditory canal

- 10.12 Vaginal packing
- 10.13 Insertion of vaginal mold
- 10.14 Other vaginal dilation
 - Vaginal dilation:
 - NOS
 - instrumental
 - manual
- 10.15 Insertion of vaginal diaphragm
- 10.16 Insertion of other vaginal pessary
- 10.17 Rectal packing
- 10.2 Other nonoperative dilation and manipulation procedures**
 - 10.21 Dilation of frontonasal duct
 - 10.22 Dilation of rectum
 - 10.23 Dilation of anal sphincter
 - 10.24 Dilation and manipulation of enterostomy stoma
 - 10.25 Therapeutic distention of bladder
 - Intermittent distention of bladder
 - 10.26 Manual reduction of rectal or anal prolapse
 - 10.27 Manual reduction of hernia
 - 10.28 Manual reduction of enterostomy prolapse
- 10.3 Nonoperative alimentary tract irrigation, cleaning, and local instillation**
 - 10.31 Gastric cooling
 - Gastric hypothermia
 - 10.32 Gastric freezing

10.33 Gastric lavage

Excludes: that with gastroscopy (01.14)

10.34 Other irrigation of (nasogastric) tube

10.35 Gastric gavage

Excludes: that with gastroscopy (01.14)

10.36 Irrigation of gastrostomy or enterostomy

10.37 Proctoclysis

10.38 Removal of impacted feces

That done:
by flushing
manually

10.39 Other transanal enema

Rectal irrigation

10.4 Other nonoperative irrigation, cleaning, and local instillation of digestive system

10.41 Irrigation of cholecystostomy and other biliary tube

10.42 Irrigation of pancreatic tube

10.43 Digestive tract instillation except gastric gavage

10.5 Nonoperative irrigation, cleaning, and local instillation of genitourinary system

10.51 Vaginal douche

10.52 Irrigation of nephrostomy and pyelostomy

10.53 Irrigation of ureterostomy and ureteral catheter

10.54 Irrigation of cystostomy

10.55 Irrigation of other indwelling urinary catheter

10.56 Other genitourinary instillation

Insertion of prostaglandin suppository

Excludes: that by vaginal douche (10.51)

10.6 Other nonoperative irrigation and cleaning procedures

10.61 Irrigation of eye

Irrigation of cornea

Excludes: irrigation with removal of foreign body (12.31)

10.62 Irrigation of ear

Irrigation with removal of cerumen

10.63 Irrigation of nasal passages

10.64 Dental scaling, polishing, and debridement

Dental prophylaxis

Plaque removal

10.65 Tracheostomy toilette

10.66 Other lavage of bronchus and trachea

10.67 Irrigation of vascular catheter

10.68 Irrigation of wound catheter

10.69 Other irrigation of wound

Wound cleaning NOS

Excludes: debridement of wound (98.11)

11 REPLACEMENT AND REMOVAL OF THERAPEUTIC APPLIANCES

11.0 Nonoperative replacement of gastrointestinal appliances

11.01 Replacement of (nasal-)gastric or esophagostomy tube

- 11.02 Replacement of gastrostomy tube
- 11.03 Replacement of tube or enterostomy device of small intestine
- 11.04 Replacement of tube or enterostomy device of large intestine
- 11.1 Nonoperative replacement of musculoskeletal and integumentary system appliances**
 - 11.11 Replacement of cast on upper limb
 - 11.12 Replacement of cast on lower limb
 - 11.13 Replacement of other cast
 - 11.14 Replacement of other device for musculoskeletal immobilization
 - 11.15 Replacement of wound catheter
 - 11.16 Replacement of wound packing or drain
 - Excludes: replacement of:*
 - dental packing (11.22)*
 - vulvar packing (11.26)*
- 11.2 Other nonoperative replacement**
 - 11.21 Replacement of nasal packing
 - 11.22 Replacement of dental packing
 - 11.23 Replacement of tracheostomy tube
 - 11.24 Refitting and replacement of vaginal diaphragm
 - 11.25 Replacement of other vaginal pessary
 - 11.26 Replacement of vaginal or vulvar packing or drain
 - 11.29 Other nonoperative replacement NEC

11.3 Nonoperative removal of therapeutic device from head and neck

11.31 Removal of eye prosthesis

*Excludes: removal of:
ocular implant (29.61)
orbital implant (29.63)*

11.32 Removal of nasal packing

11.33 Removal of dental packing

11.34 Removal of dental wiring

11.35 Removal of dental prosthesis

11.36 Removal of other external mandibular fixation device

11.37 Removal of tracheostomy tube

11.38 Removal of sutures from head and neck

11.39 Removal of other therapeutic device from head and neck

*Excludes: removal of:
Crutchfield tongs (15.99)
myringotomy tube (32.1)*

11.4 Nonoperative removal of therapeutic device from thorax

11.41 Removal of thoracotomy tube or pleural cavity drain

11.42 Removal of mediastinal drain

11.43 Removal of sutures from thorax

11.49 Removal of other therapeutic device from thorax

11.5 Nonoperative removal of therapeutic device from digestive system

11.51 Removal of gastrostomy tube

11.52 Removal of tube from small intestine

- 11.53 Removal of tube from large intestine or appendix
- 11.54 Removal of cholecystostomy tube
- 11.55 Removal of T-tube, other bile duct tube, or liver tube
- 11.56 Removal of pancreatic tube or drain
- 11.59 Removal of other therapeutic device from digestive system

Removal of rectal packing

11.6 Nonoperative removal of therapeutic device from urinary system

- 11.61 Removal of pyelostomy or nephrostomy tube
- 11.62 Removal of ureterostomy tube or ureteral catheter
- 11.63 Removal of cystostomy tube
- 11.64 Removal of other urinary drainage device
 - Removal of indwelling urinary catheter
- 11.65 Removal of urethral stent
- 11.69 Removal of other therapeutic device from urinary system

11.7 Nonoperative removal of therapeutic device from genital system

- 11.71 Removal of intrauterine contraceptive device (IUD)
- 11.72 Removal of intrauterine pack
- 11.73 Removal of vaginal diaphragm
- 11.74 Removal of other vaginal pessary
- 11.75 Removal of vaginal or vulvar packing

11.76 Removal of sutures from genital tract

Excludes: removal of encircling suture of cervix (81.96)

11.77 Removal of other therapeutic device from genital system

11.8 Other nonoperative removal of therapeutic device

11.81 Removal of peritoneal drainage device

11.82 Removal of retroperitoneal drainage device

11.83 Removal of abdominal wall sutures

11.84 Removal of sutures from trunk NEC

11.85 Removal of packing from trunk NEC

11.86 Removal of other therapeutic device from abdomen

11.87 Removal of other therapeutic device from trunk

11.88 Removal of external immobilization device

Removal of:

brace

cast

splint

11.89 Removal of other therapeutic device

12 NONOPERATIVE REMOVAL OF FOREIGN BODY

Includes: that by nonoperative endoscopy

12.0 Removal of (non-penetrating) intraluminal foreign body from respiratory tract without incision

Excludes: removal of therapeutic device (11.32, 11.37, 11.38, 11.39, 11.41-11.49)

12.01 Removal of intraluminal foreign body from nose without incision

12.02 Removal of intraluminal foreign body from pharynx without incision

12.03 Removal of intraluminal foreign body from larynx without incision

12.04 Removal of intraluminal foreign body from trachea without incision

12.05 Removal of intraluminal foreign body from bronchus without incision

12.1 Removal of (non-penetrating) intraluminal foreign body from digestive system without incision

Excludes: removal of therapeutic device (11.51-11.59)

12.11 Removal of intraluminal foreign body from mouth without incision

12.12 Removal of intraluminal foreign body from esophagus without incision

12.13 Removal of intraluminal foreign body from stomach without incision

12.14 Removal of intraluminal foreign body from small intestine without incision

12.15 Removal of intraluminal foreign body from large intestine without incision

12.16 Removal of intraluminal foreign body from rectum and anus without incision

12.2 Removal of (non-penetrating) intraluminal foreign body from other sites without incision

Excludes: removal of therapeutic device (11.31, 11.33-11.36, 11.38, 11.39, 11.41-11.49, 11.61-11.88)

12.21 Removal of intraluminal foreign body from ear without incision

- 12.22 Removal of intraluminal foreign body from uterus without incision
- 12.23 Removal of intraluminal foreign body from vagina without incision
- 12.24 Removal of intraluminal foreign body from urethra without incision
- 12.25 Removal of intraluminal foreign body from artificial stoma without incision
- 12.29 Other removal of intraluminal foreign body without incision

Removal of intraluminal foreign body without incision
NOS

12.3 Removal of other foreign body from head and neck without incision

Excludes: removal of (non-penetrating) intraluminal foreign body (12.01-12.29)

- 12.31 Removal of non-penetrating foreign body from eye without incision

*Excludes: magnetic removal of foreign body from:
anterior eye (26.1)
cornea (25.0)
lens (27.0)
posterior eye (28.1)*

- 12.32 Removal of penetrating foreign body from eyelid or conjunctiva without incision
- 12.39 Removal of other foreign body from other sites of head and neck without incision

12.4 Removal of other foreign body from other sites without incision

Excludes: removal of (non-penetrating) intraluminal foreign body (12.01-12.29)

- 12.41 Removal of foreign body from vulva without incision
- 12.42 Removal of foreign body from scrotum or penis without incision
- 12.43 Removal of foreign body from other sites of trunk without incision

Excludes: penis (12.42)
scrotum (12.42)
vulva (12.41)

- 12.44 Removal of foreign body from hand without incision
 - 12.45 Removal of foreign body from other sites of upper limb without incision
 - 12.46 Removal of foreign body from foot without incision
 - 12.47 Removal of foreign body from other sites of lower limb without incision
 - 12.49 Other removal of foreign body without incision
- Removal of foreign body NOS

13 OTHER NONOPERATIVE PROCEDURES

13.0 Transfusion of blood and blood components

Use additional code for that done via catheter or cutdown (50.92, 50.93, 50.96)

- 13.01 Exchange transfusion (adult) (newborn)

Transfusion;
exsanguination
replacement

- 13.02 Autotransfusion of whole blood
 - 13.03 Other transfusion of whole blood
- (Blood) transfusion NOS

- 13.04 Transfusion of packed (red) cells
- 13.05 Transfusion of platelets
 - Transfusion of thrombocytes
- 13.06 Transfusion of coagulation factors
 - Transfusion of antihemophilic factor
- 13.07 Transfusion of other serum
 - Transfusion of plasma
 - Excludes: injection (transfusion) of:
antivenin (13.45)
antivenomous serum (13.45)
gamma globulin (13.44)*
- 13.08 Transfusion of blood expander
 - Transfusion of Dextran
- 13.09 Transfusion of other substance
 - Transfusion of:
blood surrogate
granulocytes
 - Excludes: transplantation (transfusion) of bone marrow
(53.0)*

13.1 Prophylactic vaccination and inoculation against certain bacterial diseases

- 13.11 Vaccination against cholera alone
- 13.12 Vaccination against typhoid and paratyphoid fever alone
 - Administration of TAB vaccine
- 13.13 Vaccination against tuberculosis
 - Administration of BCG vaccine

13.14 Vaccination against plague

13.15 Vaccination against tularemia

13.16 Administration of diphtheria toxoid alone

Excludes: administration of:
diphtheria antitoxin (13.37)
diphtheria-tetanus-pertussis, combined
(13.19)

13.17 Vaccination against pertussis alone

Excludes: administration of diphtheria-tetanus-
pertussis, combined (13.19)

13.18 Administration of tetanus toxoid alone

Excludes: administration of:
diphtheria-tetanus-pertussis, combined
(13.19)
tetanus antitoxin (13.35)

13.19 Administration of diphtheria-tetanus-pertussis, combined
(DTP)

Excludes: administration of:
DTP + polio (13.34)
DTP + TAB (13.34)

**13.2 Prophylactic vaccination and inoculation against certain
viral diseases**

13.21 Administration of poliomyelitis vaccine alone

13.22 Vaccination against smallpox

13.23 Vaccination against yellow fever

13.24 Vaccination against rabies

13.25 Vaccination against arthropod-borne viral diseases

Vaccination against arthropod-borne viral encephalitis

13.26 Vaccination against measles alone

Excludes: administration of measles-mumps-rubella vaccine (13.29)

13.27 Vaccination against mumps alone

Excludes: administration of measles-mumps-rubella vaccine (13.29)

13.28 Vaccination against rubella alone

Excludes: administration of measles-mumps-rubella vaccine (13.29)

13.29 Administration of measles-mumps-rubella vaccine (MMR)

13.3 Other vaccination and inoculation

13.31 Prophylactic vaccination against the common cold

13.32 Prophylactic vaccination against influenza

13.33 Prophylactic administration of vaccine against single diseases NEC

Vaccination against:

anthrax

brucellosis

Rocky Mountain spotted fever

specified disease NEC

Staphylococcus

Streptococcus

typhus

13.34 Prophylactic administration of vaccine against combinations of diseases NEC

Administration of vaccine against:

cholera with typhoid-paratyphoid (cholera + TAB)

diphtheria-tetanus-pertussis with poliomyelitis

(DTP + polio)

diphtheria-tetanus-pertussis with typhoid-paratyphoid

(DTP + TAB)

Combined vaccination NOS

13.35 Administration of tetanus antitoxin

13.36 Administration of botulism antitoxin

13.37 Administration of other antitoxins

Administration of:

diphtheria

gas gangrene

scarlet fever

} antitoxin

13.39 Other vaccination and inoculation

Vaccination NOS

Excludes: immunization for:

allergy (13.42)

autoimmune disease (13.43)

injection of:

gamma globulin (13.44)

Rh immune globulin (13.41)

13.4 Injection or infusion of other therapeutic or prophylactic substance

Injection or infusion given:

hypodermically

intramuscularly

intravenously

} acting locally or systemically

- 13.41 Injection of Rh immune globulin
 - Injection of:
 - Anti-D (Rhesus) globulin
 - RhoGAM
- 13.42 Immunization for allergy
 - Desensitization
- 13.43 Immunization for autoimmune disease
- 13.44 Injection of gamma globulin
 - Injection of immune sera
- 13.45 Injection of antidote
 - Injection of:
 - antivenin
 - antivenomous serum
 - heavy metal antagonist
- 13.46 Injection of insulin
- 13.47 Injection or infusion of electrolytes
- 13.48 Injection of anticoagulant
- 13.5 Other injection or infusion of other therapeutic or prophylactic substance
 - Injection or infusion given:
 - hypodermically
 - intramuscularly
 - intravenously
 - } acting locally or systemically

... continued

13.5 Other injection or infusion of other therapeutic or prophylactic substance - continued

Use additional code for:

injection (into):

breast (97.92)

bursa (94.93, 95.93)

intraperitoneal (cavity) (66.97)

intrathecal (16.92)

joint (88.95, 93.92)

kidney (67.96)

liver (62.94)

orbit (29.91)

other sites (see Alphabetic Index)

perfusion:

NOS (51.97)

intestine (58.95, 58.96)

kidney (67.95)

liver (62.93)

total body (51.96)

13.51 Injection of antibiotic

13.52 Injection of other anti-infective

13.53 Injection of steroid

Injection of cortisone

Subdermal implantation of progesterone

13.54 Injection of other hormone

13.55 Injection or infusion of cancer chemotherapeutic substance NEC

Injection or infusion of antineoplastic agent NEC

13.56 Injection of tranquilizer

13.57 Iontophoresis

Ionotherapy

- 13.59 Injection or infusion of therapeutic or prophylactic substance NEC

Excludes: injection of sclerosing agent into:
esophageal varices (54.91)
hemorrhoids (61.32)
veins (51.92)
that for vaccination or inoculation (13.11-13.39)

13.6 Respiratory therapy

Excludes: insertion of airway (10.01-10.04)

- 13.61 Intermittent positive pressure breathing (IPPB)

- 13.62 Other mechanical assistance to respiration

Bennett } respirator
Byrd }
Endotracheal respiratory assistance
Mechanical ventilation

- 13.63 Nonmechanical respiratory resuscitation

Artificial respiration
Manual } resuscitation
Mouth-to-mouth }

- 13.64 Respiratory medication administered by nebulizer

Mist therapy

- 13.65 Hyperbaric oxygenation

Excludes: oxygenation of wound (07.59)

- 13.66 Other oxygen enrichment

Catalytic oxygen therapy
Cytoreductive effect
Oxygenators
Oxygen therapy

Excludes: oxygenation of wound (07.59)

- 13.67 Decompression chamber
- 13.68 Other control of atmospheric pressure and composition
 - Antigen-free air conditioning
 - Helium therapy
 - Pollen free room
 - Stay at mountain sanitorium
- 13.69 Other respiratory therapy
 - Postural drainage

13.7 Conversion of cardiac rhythm

*Excludes: open chest cardiac:
electric stimulation (49.91)
massage (49.91)
that done via intravenous or transvenous electrode
(49.73)*

- 13.71 Atrial cardioversion
- 13.72 Other electric countershock of heart
 - Cardioversion:
 - NOS
 - external
 - Conversion to sinus rhythm
 - Defibrillation
 - External electrode stimulation
- 13.73 Closed chest cardiac massage
 - Cardiac massage NOS
 - Manual external cardiac massage
- 13.74 Carotid sinus stimulation
- 13.79 Other conversion of cardiac rhythm
 - Cardiopulmonary resuscitation (CPR) NOS

13.8 Miscellaneous physical procedures

13.81 Hypothermia (central) (local)

*Excludes: gastric:
cooling (10.31)
freezing (10.32)*

13.82 Ultraviolet light therapy

Actinotherapy
Phototherapy of the newborn

13.83 Other phototherapy

*Excludes: photocoagulation of retinal lesion (28.53-
28.55)*

13.84 Isolation

Isolation after contact with infectious disease
Protection of individual from his surroundings
Protection of surroundings from individual

13.9 Other miscellaneous diagnostic & therapeutic procedures

13.91 Acupuncture for anesthesia

13.92 Other acupuncture

Excludes: that with smouldering moxa (07.35)

13.93 Rectal massage (for levator spasm)

13.94 Prostatic massage

13.95 Stretching of foreskin

13.96 Collection of sperm for artificial insemination

13.97 Fitting of denture

13.98 Extraction of milk from lactating breast

13.99 Other miscellaneous diagnostic & therapeutic procedures
NEC

II. OPERATIONS ON THE NERVOUS SYSTEM

14 INCISION AND EXCISION OF SKULL, BRAIN, AND CEREBRAL MENINGES

14.0 Cranial puncture

14.01 Cisternal puncture

Cisternal tap
That for examination of cerebrospinal fluid

Excludes: pneumocisternogram (14.85)

14.09 Other cranial puncture

Aspiration (drainage) of:
 cranium
 subarachnoid space
 subdural space
Cranial tap NOS
Encephalopuncture
Puncture of anterior fontanel
Puncture of shunt tubing
Subdural tap (through fontanel)
That for exploration
Ventriculopuncture (through previously implanted catheter)

14.1 Craniotomy and craniectomy

*Excludes: decompression of fracture (15.02)
 exploration of orbit (29.01-29.09)
 removal of plate (15.05)
 that as operative approach (omit code)*

14.11 Incision and drainage of cranial sinus

14.12 Removal of electrodes from brain

Excludes: removal with concomitant replacement (15.93)

14.13 Other craniotomy

Burr holes

Cranial:

decompression

exploration

trepination

Craniotomy:

NOS

With removal of:

blood clot, extradural

epidural abscess

extradural abscess

extradural hematoma

foreign body of brain without incision into brain

foreign body of skull

Drainage of:

cerebral epidural space

skull (bone)

Reopening of craniotomy site

*Excludes: removal of foreign body with incision into
brain (14.29)*

14.14 Other craniectomy

Debridement of skull NOS

Removal of sequestrum from skull

Sequestrectomy of skull

*Excludes: debridement of compound fracture of skull
(15.02)
strip craniectomy (15.01)*

14.2 Incision of brain and cerebral meninges

14.21 Incision of cerebral meninges

Incision and/or drainage of:

abscess:

meningeal
subarachnoid
subdural

hematoma:

meningeal
subarachnoid
subdural

hygroma:

meningeal
subarachnoid
subdural

subdural empyema

Removal of foreign body from cerebral meninges with
incision

14.22 Lobotomy and tractotomy

Brain tractotomy

Cryoleucotomy

Division of:

brain tissue
cerebral tracts

Grantham operation

Lencotomy

Topectomy

Tractotomy of:

medulla oblongata
mesencephalon

14.29 Other incision of brain

Amygdalohippocampotomy
Amygdalotomy
Coagulation of brain tissue
Electrocoagulation of amygdalohippocampus

Incision of:

abscess:

brain
cerebral
intracranial

brain (tissue) NOS

hematoma:

brain NOS
intracerebral
intracranial

hygroma:

cerebral
intracranial

That for:

drainage
exploration
removal of foreign body

Excludes: division of cortical adhesions (15.91)

14.3 Operations on thalamus and globus pallidus (including ansa and cingulus)

Cingulotomy
Destruction
Excision
Incision
Percutaneous (radiofrequency) cingulotomy

14.4 Other excision or destruction of brain and meninges

14.41 Excision of lesion or tissue of cerebral meninges

- Curettage
 - Debridement
 - Decortication
 - Excision of:
 - cholesteatoma
 - lesion
 - Excisional biopsy
 - Resection
 - Stripping of subdural membrane
- } of (cerebral) meninges

14.42 Hemispherectomy

14.43 Lobectomy of brain

14.49 Other excision or destruction of lesion or tissue of brain

- Curettage of brain
- Debridement of brain
- Excision of:
 - basal ganglion
 - brain abscess (infratentorial)
 - cerebellopontine angle tumor
 - cerebral cortical scar
 - cerebral lesion
 - coagulation of choroid plexus
 - fenestration
 - foreign body from brain
 - intracranial lesion
 - intracranial vascular malformation
 - lesion of brain
 - supratentorial brain tumor
- Excisional biopsy
- Marsupialization of:
 - brain cyst
 - cerebral lesion
- Percutaneous (radiofrequency) coagulation
- Resection of brain
- Transtemporal (mastoid) excision of brain tumor

14.5 Excision of lesion of skull

Excision of lesion of cranium
Excisional biopsy
Removal of granulation tissue of cranium

Excludes: debridement of compound fracture (15.02)
sequestrectomy (14.14)

14.8 Invasive diagnostic procedures on skull, brain, and cerebral meninges

14.81 Biopsy of cerebral meninges

Biopsy of cerebral meninges:
NOS
percutaneous

Excludes: excisional biopsy (14.41)

14.82 Biopsy of brain

Biopsy of brain:
NOS
percutaneous

Excludes: excisional biopsy (14.49)

14.83 Biopsy of skull

Excludes: excisional biopsy (14.5)

14.84 Pneumoencephalogram

Pneumoencephalography

14.85 Other contrast radiogram of brain and skull

Pneumocisternogram
Posterior fossa myelogram
Pneumoventriculogram

14.88 Other invasive diagnostic procedures on brain and cerebral meninges

14.89 Other invasive diagnostic procedures on skull

15 OTHER OPERATIONS ON SKULL, BRAIN, AND CEREBRAL MENINGES

15.0 Cranioplasty

Excludes: that with repair of encephalocele (15.12)

15.01 Opening of cranial suture

Linear craniectomy
Strip craniectomy

15.02 Elevation of skull fracture fragments

Decompression of skull fracture
Elevation of bone fragments
Elevation of skull fracture fragments with debridement
Reduction of skull fracture

Code also any debridement of brain (14.49)

*Excludes: debridement of skull NOS (14.14)
removal of granulation tissue of cranium
(14.5)*

15.03 Repair of skull with flap or graft

Bone graft to skull
Cranial bone flap
Formation of cranial bone flap
Pericranial graft (autogenous) (heterogenous)
Repair of skull with flap

15.04 Insertion of skull plate

Replacement of skull plate

15.05 Removal of skull plate

Excludes: removal with concomitant replacement (15.04)

15.06 Other cranial osteoplasty

Cranioplasty (for skull defect)

Repair of:

cranium

skull NOS

Revision of bone flap of skull

Skull osteoplasty

St. Agner operation

15.1 Repair of cerebral meninges

Excludes: marsupialization of cerebral lesion (14.49)

15.11 Simple suture of dura mater

15.12 Other repair of cerebral meninges

Closure of fistula of cerebrospinal fluid

Coagulation of dura

Dural graft

Duraplasty

Obliteration of cerebrospinal fluid fistula

Repair of:

(cerebral) meninges NOS

cerebrospinal fluid fistula

cranial meningocele

encephalocele including associated cranioplasty

Subdural patch

Transplantation of dura

15.13 Ligation of meningeal vessel

Ligation of:

longitudinal sinus

middle meningeal artery

venous sinus

15.14 Choroid plexectomy

Cauterization

Coagulation

Excision (of lesion)

}

of choroid plexus

15.2 Ventriculostomy

- Anastomosis of ventricle to:
 - cervical subarachnoid space
 - cisterna magna
- Drainage of cyst into ventricle
- Fistulization of subarachnoid space
- Implantation of Rickham reservoir
- Insertion of (Spitz-Holter) valve into ventricle
- Intracerebral drainage (with use of valve)
- Torkildsen's procedure
- Ventricular anastomosis
- Ventriculocisternal intubation
- Ventriculocisternostomy

15.3 Extracranial ventricular shunt

Ventricular shunt to extracranial site (with insertion of valve)

15.31 Ventricular shunt to structure in head and neck

- Ventricle to nasopharynx
- Ventricular to nasopharynx shunt
- Ventriculomastoid anastomosis
- Ventriculomastoid shunt

15.32 Ventricular shunt to circulatory system

- Ventricle to venous system
 - Ventriculoatrial
 - Ventriculocaval
 - Ventriculoatrial anastomosis
 - Ventriculocaval anastomosis
 - Ventriculovenostomy
- } shunt

15.33 Ventricular shunt to thoracic cavity

- Ventricle to intrathoracic cavity
- Ventricular to intrathoracic shunt
- Ventriculopleural anastomosis
- Ventriculopleural shunt

15.34 Ventricular shunt to abdominal cavity and organs

Subdural-peritoneal shunt
Ventriculocholecystostomy
Ventriculoperitoneostomy

15.35 Ventricular shunt to urinary system

Ventricle to ureter
Ventricular to ureter shunt

15.39 Other operations to establish drainage of ventricle

Ventricle to bone marrow shunt
Ventricular:
shunt to extracranial site
shunt with insertion of valve
to bone marrow shunt

15.4 Revision of ventricular shunt

15.41 Irrigation of ventricular shunt

15.42 Replacement of ventricular shunt

Reinsertion of Holter valve
Replacement of ventricular catheter
Revision of:
Holter valve
ventricular shunt

15.43 Removal of ventricular shunt

Removal of ventricular:
catheter
valve
Take-down of ventricular shunt

15.9 Other operations on skull, brain, and cerebral meninges

Excludes: hypophysectomy (20.51-20.57)

operations on:

pineal gland (20.41-20.49)

pituitary gland (hypophysis) (20.51-20.69)

15.91 Freeing of cortical adhesions

Cauterization of brain tissue adhesions

Freeing of:

brain adhesions

intracranial adhesions

Lysis of cortical adhesions

15.92 Repair of brain

Repair of:

brain NOS

trauma to brain

15.93 Implantation of intracranial neurostimulator

Implantation or replacement of intracranial:

brain pacemaker (neuropacemaker)

electrostimulator

electroencephalographic receiver

neurostimulator

stimoeiver

Replacement of neurostimulator

That with intracranial stimulation

15.94 Insertion of intracranial pressure monitor

Insertion of Ladd ICP monitor

15.99 Other operations on skull, brain, and cerebral meninges
NEC

Insertion

Replacement

Removal

Insertion

Replacement

Removal

} of Crutchfield tongs

} of halo traction device

16 OPERATIONS ON SPINAL CORD AND SPINAL CANAL STRUCTURES

16.0 Exploration and decompression of spinal canal

Hemilaminectomy	}	for exploration
Laminectomy		
Laminotomy		

Excludes: drainage of spinal fluid (16.61-16.69)
laminectomy with excision of intervertebral disc (92.3)
subarachnoid block of spinal sensory nerves (17.71)
that as operative approach (omit code)

16.01 Removal of foreign body from spinal canal

Removal of foreign body from:
nerve root
spinal cord
spinal meninges

16.02 Reopening of laminectomy site

16.09 Other exploration and decompression of spinal canal

Decompression: laminectomy laminotomy of spinal cord	Exploration of spinal nerve root Foraminotomy Gill operation
Drainage of spinal cord: abscess hematoma hygroma intramedullary cyst syringomyelia	Incision of vertebral column Rachitomy Spinal exploration

16.1 Division of intraspinal nerve root

Cutting	}	of spinal (nerve) root
Division		
Incision		
Intraspinal division		
Rhizotomy		
Section		
Transection		
Dana operation		
Radicotomy		
Radiculectomy		
Radiculotomy		

16.2 Chordotomy

Chordotomy:	}	of spinal cord
NOS		
percutaneous		
stereotactic		
Division		
Electrocoagulation		
Splitting		
Tractotomy (one stage)		
(two stage)		
Transection		
Bishoff operation		
Frazier operation		
Myelotomy of spine		
Spinothalamic (anterolateral) chordotomy		
Transection of spinal cord tracts		

16.3 Excision or destruction of lesion of spinal cord and spinal meninges

Curettage	}	of spinal cord
Debridement		
Marsupialization of cyst		
Resection		
Excisional biopsy		
Excision of:		
cyst		
intraspinal lesion		
neoplasm		
spinal (dermal) sinus		
tumor		

16.4 Plastic operations on spinal cord and spinal meninges

16.41 Repair of (spinal) meningocele

Gardner operation Repair of spinal meninges

16.42 Repair of (spinal) myelomeningocele

Closure of myelomeningocele
Repair of spinal encephalocele

16.43 Repair of vertebral fracture

Elevation of spinal bone fragments
Reduction of fracture of
 spine
 vertebra
Removal of bony spicules from spinal canal

16.49 Other repair and plastic operation on spinal cord structures

Repair of
 diastematomyelia
 spina bifida NOS
 spinal cord NOS
 vertebral arch defect
Spinal meningeorrhaphy
Suture of spinal meninges
That with removal of granulation tissue

16.5 Freeing of adhesions of spinal cord and nerve roots

Lysis of:

- adhesions of spinal cord
- adhesions of spinal nerve roots
- spinal meninges adhesions

Spinal cord neurolysis

16.6 Shunt and drainage by shunt of spinal theca

16.61 Spinal subarachnoid-peritoneal shunt

Subarachnoid-peritoneal anastomosis (with valve)

16.62 Spinal subarachnoid-ureteral shunt

Subarachnoid-ureteral anastomosis (with valve)

16.69 Other shunt of spinal theca

Drainage of spinal theca by:

puncture

shunt

Lumbar subarachnoid shunt NOS

Pleurothecal } shunt (with valve)

Salpingothecal }

Pleurothecal anastomosis (with valve)

Salpingothecal anastomosis (with valve)

16.7 Injection of destructive agent into spinal canal

Chemolysis

Injection of neurolytic agent (alcohol) (phenol)

16.8 Invasive diagnostic procedures on spinal cord and spinal canal structures

16.81 Spinal tap

Lumbar puncture for:

collection of specimen

diagnosis

measurement of pressure

removal of dye

- 16.82 Biopsy of cord or meninges
Excludes: excisional biopsy (16.3)
- 16.83 Contrast myelogram
- 16.84 Other injection of contrast material into spinal canal
- 16.89 Other invasive diagnostic procedures on spinal cord and spinal canal structures

16.9 Other operations on spinal cord and canal structures

- 16.91 Injection of anesthetic into spinal canal for analgesia

Caudal	}	analgesia or block (by catheter)
Epidural		
Intrathecal		
Spinal nerve		

Excludes: that for operative anesthesia (omit code)

- 16.92 Injection of other agent into spinal canal

Injection:
hypothermic saline } caudal intrathecal subarachnoid
steroid }
Subarachnoid perfusion of refrigerated saline

*Excludes: injection of destructive agent (16.7)
injection of contrast material (16.84)*

- 16.93 Insertion or replacement of spinal neurostimulator

Implantation of neuropacemaker

- 16.94 Removal of neurostimulator from spinal canal

Removal of electrodes from spine

- 16.95 Spinal blood patch

Epidural blood patch

- 16.96 Percutaneous denervation of facet
 - Percutaneous (radiofrequency) denervation of facet
 - Percutaneous osteoplastic necrotomy of facet
- 16.97 Revision of spinal thecal shunt
- 16.98 Removal of spinal thecal shunt
- 16.99 Other operations on spinal cord and canal structures NEC

17 OPERATIONS ON CRANIAL AND PERIPHERAL NERVES

17.0 Incision, division, and excision of cranial and peripheral nerves

Excludes: *opticociliary neurectomy (26.39)*
spinal nerve roots (16.1)
sympathetic ganglionectomy (18.11-18.19)

- 17.01 Retrogasserian neurotomy
- 17.02 Acoustic neurotomy
 - Acoustic rhizotomy
 - Exploration of auditory nerve
- 17.03 Division of trigeminal nerve
 - Frazier-Spiller operation
 - Pancoast operation
 - Section of trigeminal tract
 - Trigeminal rhizotomy

17.04 Division or crushing of other cranial and peripheral nerves

Cutting }
Section } of peripheral nerve
Transection }
Peripheral neurotomy

Excludes: division or crushing of:
glossopharyngeal nerve (41.92)
nerves to adrenal glands (20.32)
phrenic nerve for collapse of lung (45.21)
superior laryngeal nerve (43.91)
vagus nerve (56.01-56.03)

17.05 Other incision of cranial and peripheral nerves

Cranial peripheral }
Peripheral } neurotomy
Spinal peripheral }
Exploration of }
Incision and drainage of } peripheral nerve
Incision of }
Removal of foreign body from }

17.06 Gasserian ganglionectomy

Coagulation of gasserian ganglion

17.07 Other cranial or peripheral ganglionectomy

Peripheral nerve ganglionectomy

Excludes: sympathetic ganglionectomy (18.11-18.19)

17.08 Other excision or avulsion of cranial and peripheral nerves

- Curettage
 - Debridement
 - Resection
- } of peripheral nerve
- Excision of:
- lesion of peripheral nerve
 - peripheral neuroma (Morton's)
- Excisional biopsy
- Intraorbital
 - Occipital
 - Peripheral
- } neurectomy
- Neurectomy of:
- cranial nerve
 - spinal nerve
- Neurexeresis
- Peripheral neuropraxy
- Sonneberg operation

17.1 Destruction of cranial and peripheral nerves

- Injection of neurolytic agent
- That by radiofrequency

17.2 Suture of cranial and peripheral nerves

- Peripheral neuroorrhaphy
- Reanastomosis of divided nerve
- Repair of nerve

17.3 Freeing of adhesions and decompression of cranial and peripheral nerves

17.31 Decompression of trigeminal nerve root

- Taarnhog operation

17.32 Other cranial nerve decompression

17.33 Release of carpal tunnel

- Decompression of carpal tunnel
- Release of transverse carpal ligament
- Retinaculotomy of carpal ligament

- 17.34 Release of tarsal tunnel
- 17.39 Other peripheral nerve or ganglion decompression or freeing of adhesions

- Decompression of:
 - median nerve
 - peripheral nerve
- Lysis of adhesions of peripheral nerve
- Peripheral nerve neurolysis
- Release of peripheral nerve
- Sheldon operation

17.4 Cranial or peripheral nerve graft

17.5 Transposition of cranial and peripheral nerves

- Nerve transplantation
- Transposition of:
 - radial anterior nerve
 - ulnar nerve

17.6 Other cranial or peripheral neuroplasty

- 17.61 Anastomosis of cranial or peripheral nerve
 - Accessory-facial anastomosis
 - Accessory-hypoglossal anastomosis
 - Anastomosis of cranial or peripheral nerve NOS
 - Hypoglossal-facial anastomosis
 - Peripheral nerve anastomosis
- 17.62 Revision of previous repair of cranial and peripheral nerves
- 17.63 Repair of old traumatic injury of cranial and peripheral nerves
- 17.69 Other neuroplasty
 - Implantation of nerve
 - Peripheral nerve reattachment

17.7 Injection into peripheral nerve

Excludes: destruction of nerve (by injection of neurolytic agent) (17.1)

17.71 Peripheral nerve injection, unqualified

17.72 Injection of anesthetic into peripheral nerve for analgesia

Block of intercostal nerves

Gasserian ganglion

Peripheral

Subarachnoid

Trigeminal

} (nerve) block

Excludes: that for operative anesthesia (omit code)

17.79 Injection of other agent, except neurolytic

Excludes: injection of neurolytic agent (17.1)

17.8 Invasive diagnostic procedures on peripheral nervous system

17.81 Biopsy of peripheral nerve or ganglion

Percutaneous biopsy

Excludes: excisional biopsy (17.08)

17.89 Other invasive diagnostic procedures on cranial and peripheral nerves

17.9 Other operations on cranial and peripheral nerves

17.91 Neurectasis

Stretching of nerve

17.92 Implantation or replacement of peripheral neurostimulator

Implantation or replacement of neuropacemaker

17.93 Removal of neurostimulator

17.99 Other operations on cranial and peripheral nerves NEC

18 OPERATIONS ON SYMPATHETIC NERVES OR GANGLIA

18.0 Division of sympathetic nerve or ganglion

Crushing of sympathetic:
ganglion
nerve

Cutting of sympathetic:
ganglion
nerve

Division of:
branch of lacrimal nerve
sympathetic ganglion
sympathetic nerve

Neurotomy of branch of lacrimal nerve

Splanchnicotomy

Sympathetic ramisection

Sympatheticotripsy

Transection of sympathetic nerve

Excludes: that of nerves to adrenal glands (20.32)

18.1 Sympathectomy

Excision or avulsion of sympathetic nerve

Excisional biopsy

18.11 Sphenopalatine ganglionectomy

Meckel's ganglionectomy

Vidianectomy

18.12 Cervical sympathectomy

Cervicothoracic sympathectomy

Paracervical neurectomy

18.13 Lumbar sympathectomy

Thoracolumbar sympathectomy

18.14 Presacral sympathectomy

Hypogastric plexectomy
Presacral neurectomy

18.19 Other sympathectomy and ganglionectomy

Excision of sympathetic nerve NOS
Peet operation
Renal sympathectomy
Smithwick operation
Splanchnic resection
Splanchnicectomy

*Excludes: periarterial sympathectomy (51.7)
tympanosympathectomy (32.91)*

18.2 Injection into sympathetic nerve or ganglion

Excludes: injection of ciliary sympathetic ganglion (26.29)

18.21 Injection of anesthetic into sympathetic nerve for anal-
gesia

Block of:
celiac ganglion
celiac plexus
paravertebral stellate ganglion
Stellate block
Sympathetic nerve block

18.22 Injection of neurolytic agent into sympathetic nerve

Destruction of sympathetic nerve by injection of
neurolytic agent

18.29 Other injection into sympathetic nerve or ganglion

Paravertebral stellate injection
Sympathetic:
ganglion injection
nerve injection

18.3 Other operations on sympathetic nerves or ganglia

Repair of sympathetic nerve
Suture of sympathetic nerve or ganglion
Sympathetic ganglionorrhaphy

18.8 Invasive diagnostic procedures on sympathetic nerves or ganglia

18.81 Biopsy of sympathetic nerve or ganglion

Excludes: excisional biopsy (18.11-18.19)

18.89 Other invasive diagnostic procedure on sympathetic nerve or ganglion

18.9 Other operations on the nervous system

III. OPERATIONS ON THE ENDOCRINE SYSTEM

19 OPERATIONS ON THYROID AND PARATHYROID GLANDS

Includes: incidental resection of hyoid bone

19.0 Incision of thyroid field

Excludes: division of isthmus (19.91)

19.01 Aspiration of thyroid field

Drainage (needle) (percutaneous) of:
abscess, thyroid
cyst:
thyroglossal
thyroid
hematoma

*Excludes: drainage by incision (19.09)
postoperative aspiration of field (19.02)*

19.02 Reopening of wound of thyroid field

Reopening of wound for:
aspiration of field
control of hemorrhage (postoperative)
examination
exploration
removal of hematoma

19.09 Other incision of thyroid field

Drainage of thyroglossal tract

Exploration of:

neck

thyroid (field)

Incision of hematoma, thyroid

Removal of hematoma, thyroid

Removal of foreign body

Thyroidotomy NOS

Excludes: postoperative exploration (19.02)
removal of hematoma by aspiration (19.01)

19.1 Unilateral thyroid lobectomy

Complete removal of one lobe with or without removal of:

isthmus

portion of other lobe

Hemithyroidectomy

Lobectomy, thyroid (total)

Unilateral thyroidectomy

Excludes: partial substernal thyroidectomy (19.42)

19.2 Other partial thyroidectomy

19.21 Thyroidectomy, unqualified

Excludes: substernal thyroidectomy, unqualified (19.41)

19.22 Excision of lesion of thyroid

Excision of:

adenoma

cyst

lesion

} of thyroid

Excisional biopsy

Excludes: substernal excision of lesion of thyroid (19.42)

19.29 Other partial thyroidectomy NEC

Excision of thyroid:	Lobectomy of thyroid:
partial	partial
subtotal	subtotal
Isthmectomy	Thyroidectomy:
(thyroid)	partial
	subtotal

Excludes: partial substernal thyroidectomy (19.42)

19.3 Complete thyroidectomy

Excision of thyroid (gland):	Thyroidectomy:
complete	complete
remaining tissue	total
total	

Excludes: complete substernal thyroidectomy (19.43)
that with laryngectomy (42.3, 42.4)

19.4 Substernal thyroidectomy

Excision, (substernal) thyroid by:
 mediastinotomy
 transsternal route

19.41 Substernal thyroidectomy, unqualified

19.42 Partial substernal thyroidectomy

Substernal (thyroid):
 excision of lesion
 isthmectomy
 lobectomy
Subtotal substernal thyroidectomy

19.43 Complete substernal thyroidectomy

Total substernal thyroidectomy

19.5 Excision of lingual thyroid

Excision of (lingual) thyroid by:

submental route

transoral route

Lingual thyroidectomy:

complete

partial

subtotal

total

19.6 Excision of thyroglossal duct or tract

Excision of thyroglossal:

cyst

duct

sinus

tract

Sistrunk operation

That with resection of hyoid bone

19.7 Parathyroidectomy

19.71 Partial parathyroidectomy

Excision of parathyroid gland:

NOS

adenoma

ectopic

lesion

mediastinal

partial

subtotal

Excisional biopsy

Parathyroidectomy:

NOS

partial

subtotal

19.72 Complete parathyroidectomy

Excision of:
parathyroid glands, total
remaining parathyroid glands
Parathyroidectomy (all glands):
complete
global
total

19.8 Invasive diagnostic procedures on thyroid and parathyroid glands

19.81 Percutaneous (needle) biopsy of thyroid

Aspiration biopsy

19.82 Other biopsy of thyroid

Excludes: excisional biopsy (19.22)

19.83 Biopsy of parathyroid gland

Excludes: excisional biopsy (19.71)

19.89 Other invasive diagnostic procedures on thyroid and parathyroid glands

19.9 Other operations on thyroid and parathyroid glands

19.91 Division of thyroid isthmus

Transection of thyroid isthmus

19.92 Ligation of thyroid vessels

Ligation of thyroid artery

19.93 Suture of thyroid

Thyroidorrhaphy

19.94 Thyroid tissue reimplantation

Auto transplantation of thyroid tissue:

heterotopic

orthotopic

Reimplantation of thyroid tissue:

heterotopic

orthotopic

Reposition of thyroid tissue

19.95 Other operations on thyroid gland

19.96 Parathyroid tissue reimplantation

Auto transplantation of parathyroid tissue:

heterotopic

orthotopic

Reimplantation of parathyroid tissue:

heterotopic

orthotopic

19.97 Other operations on parathyroid glands

20 OPERATIONS ON OTHER ENDOCRINE GLANDS

*Includes: adrenal glands
pineal gland
pituitary gland
thymus*

*Excludes: aortic and carotid bodies (51.8)
ovaries (77.0-77.99)
pancreas (64.01-64.99)
testes (74.0-74.99)*

20.0 Exploration of adrenal field

Any approach

Excludes: incision of adrenal gland (20.31)

20.01 Exploration of adrenal field, unqualified

Exploration of adrenal gland, unqualified

- 20.02 Unilateral exploration of adrenal field
 - Unilateral exploration of adrenal gland
- 20.03 Bilateral exploration of adrenal field
 - Exploration of adrenal gland, bilateral

20.1 Partial adrenalectomy

- 20.11 Excision of lesion of adrenal gland
 - Excision of lesion of one or both adrenal glands
 - Excisional biopsy
- 20.12 Unilateral adrenalectomy
 - Adrenalectomy NOS
 - Complete excision of one adrenal (gland)
 - Excludes: excision of remaining adrenal (20.2)*
- 20.19 Other partial adrenalectomy
 - Adrenalectomy:
 - partial
 - subtotal
 - Partial adrenalectomy NOS
 - Partial unilateral adrenalectomy

20.2 Bilateral adrenalectomy

- Complete excision of both adrenal glands
- Excision of remaining adrenal (gland)
- That with associated oophorectomy
- Total adrenalectomy
- Excludes: bilateral partial adrenalectomy (20.19)*

20.3 Other operations on adrenal glands, nerves, and vessels

- 20.31 Incision of adrenal glands
 - Adrenalotomy (with drainage)

- 20.32 Division of nerves to adrenal glands
- 20.33 Ligation of adrenal vessels
 - Ligation of adrenal artery
- 20.34 Repair of adrenal gland
 - Adrenorrhaphy
 - Suture of adrenal (gland)
- 20.35 Adrenal tissue reimplantation
 - Reimplantation of adrenal tissue:
 - heterotopic
 - orthotopic
- 20.39 Other operations on adrenal glands NEC

20.4 Operations on pineal gland

Pineal body

- 20.41 Exploration of pineal field
 - Excludes: that with incision of pineal gland (20.42)*
- 20.42 Incision of pineal gland
 - Pinealotomy (with drainage)
- 20.43 Partial excision of pineal gland
 - Excision of lesion of pineal (gland)
 - Excision biopsy of pineal (gland)
 - Partial pinealectomy
- 20.44 Total excision of pineal gland
 - Pinealectomy (complete) (total) (NOS)
- 20.49 Other operations on pineal gland

20.5 Hypophysectomy

Pituitectomy

20.51 Partial excision of pituitary gland, transfrontal approach

Cryohypophysectomy:

partial

subtotal

Division of hypophyseal stalk

Excision of lesion of pituitary
(hypophysis)

Excisional biopsy

Hypophysectomy:

partial

subtotal

Infundibulectomy, hypophyseal

Pituitectomy:

partial

subtotal

Section of hypophyseal stalk

} transfrontal approach

20.52 Partial excision of pituitary gland, transsphenoidal approach

Cryohypophysectomy:

partial

subtotal

Division of hypophyseal stalk

Excision of lesion of pituitary
(hypophysis)

Excisional biopsy

Hypophysectomy:

partial

subtotal

Infundibulectomy, hypophyseal

Pituitectomy:

partial

subtotal

Section of hypophyseal stalk

} transsphenoidal approach

20.53 Partial excision of pituitary gland, unspecified approach

Cryohypophysectomy:

partial

subtotal

Division of hypophyseal stalk

Excision of lesion of pituitary (hypophysis)

Excisional biopsy of lesion of pituitary (hypophysis)

Hypophysectomy:

partial

subtotal

Infundibulectomy, hypophyseal

Pituitectomy:

partial

subtotal

Section of hypophyseal stalk

Excludes: that by transfrontal approach (20.51)

that by transsphenoidal approach (20.52)

20.54 Total excision of pituitary gland, transfrontal approach

Ablation of pituitary by

implantation

(strontium-yttrium) (Y)

Cryohypophysectomy:

complete

total

Hypophysectomy:

complete

total

Pituitectomy:

complete

total

} transfrontal approach

- 20.55 Total excision of pituitary gland, transsphenoidal approach
- | | | |
|--|---|--------------------------|
| Cryohypophysectomy:
complete
total | } | transsphenoidal approach |
| Hypophysectomy:
complete
total | | |
| Pituitectomy:
complete
total | | |

- 20.56 Total excision of pituitary gland, other specified approach
- Ablation of pituitary:
Bragg peak proton beam
Cobalt-60

- 20.57 Total excision of pituitary gland, unspecified approach
- | | |
|--|-------------------|
| Ablation of pituitary NOS | Pituitectomy: |
| Cryohypophysectomy:
complete
total | complete
total |
| Hypophysectomy:
complete
total | |

Excludes: that by transfrontal approach (20.54)
that by transsphenoidal approach (20.55)
that by other specified approach (20.56)

20.6 Other operations on hypophysis

- 20.61 Exploration of pituitary fossa
- Exploration:
hypophysis
pituitary

Excludes: exploration with incision of pituitary (20.62)

20.62 Incision of pituitary gland

Aspiration	}	of	}	craniobuccal pouch
Drainage				craniopharyngioma
Incision				hypophysis
Puncture				pituitary (gland)
				Rathke's pouch

20.69 Other operations on hypophysis NEC

Insertion of pack, sella turcica
Packing, sella turcica

20.7 Thymectomy

20.71 Thymectomy, unqualified

20.72 Partial excision of thymus

Excision of lesion of thymus
Excisional biopsy of lesion of thymus
Thymectomy, partial

20.73 Total excision of thymus

Thymectomy, total

20.8 Invasive diagnostic procedures on other endocrine glands

20.81 Percutaneous (needle) biopsy of adrenal gland

20.82 Other biopsy of adrenal gland

Excludes: excisional biopsy (20.11)

20.83 Biopsy of pineal gland

Excludes: excisional biopsy (20.43)

20.84 Biopsy of pituitary gland, transfrontal approach

Biopsy of hypophysis, transfrontal approach

Excludes: excisional biopsy (20.51)

20.85 Biopsy of pituitary gland, transsphenoidal approach

Biopsy of hypophysis, transsphenoidal approach

Excludes: excisional biopsy (20.52)

20.86 Biopsy of pituitary gland, unspecified approach

Biopsy of:
hypophysis NOS
pituitary NOS

Excludes: excisional biopsy (20.53)

20.87 Biopsy of thymus

Excludes: excisional biopsy (20.72)

20.89 Other invasive diagnostic procedures on other endocrine glands

20.9 Other operations on thymus and endocrine glands

20.91 Exploration of thymus field

Excludes: exploration with incision of thymus (20.92)

20.92 Incision of thymus

Aspiration of thymus
Incision with drainage of thymus

20.93 Repair of thymus

Suture of thymus


20.94 Transplantation of thymus

Homotransplantation of thymus

20.95 Other operations on thymus

Thymopexy

20.99 Other operations on endocrine glands



IV. OPERATIONS ON THE EYES

21 OPERATIONS ON LACRIMAL APPARATUS

21.0 Incision of lacrimal gland

Incision of lacrimal gland with drainage
That with removal of foreign body

21.1 Excision of lesion or tissue of lacrimal gland

21.11 Excision of lacrimal gland, unqualified

21.12 Excision of lesion of lacrimal gland

Excision of lesion of lacrimal gland (frontal approach)
Excisional biopsy
Fistulectomy
Obfiteration of canaliculi

21.13 Partial dacryoadenectomy

Partial excision of lacrimal gland

*Excludes: biopsy of lacrimal gland (21.81)
excision of lesion (21.12)*

21.14 Total dacryoadenectomy

Total excision of lacrimal gland

21.2 Other operations on lacrimal gland

21.3 Manipulation of lacrimal passage (tract)

That with removal of calculus or lesion

Excludes: contrast dacryocystogram (21.83)

21.31 Dilation of lacrimal punctum

Enlargement of punctum
That with irrigation

21.32 Probing of lacrimal canaliculi

Anel's operation
Catheterization of lacrimal duct
Dilation of lacrimal duct
Evacuation of streptothrix from lacrimal duct
Intubation of lacrimal duct
Syringing of lacrimal duct
That with irrigation

21.33 Probing of nasolacrimal duct

Irrigation of nasolacrimal duct
Nasolacrimal duct dilation
Syringing of nasolacrimal duct
That with irrigation

Excludes: that with insertion of tube or stent (21.34)

21.34 Intubation of nasolacrimal duct

Insertion of stent
That with irrigation

21.39 Other manipulation of lacrimal passage

Manipulation of lacrimal passage NOS

21.4 Incision of lacrimal sac and passages

Incision of lacrimal sac and passages with:
drainage
removal of foreign body (calculus)

21.41 Incision of lacrimal sac

Dacryocystostomy
Dacryocystosyringotomy
Drainage of abscess of lacrimal sac
Exploration of lacrimal sac

21.42 Snip incision of lacrimal punctum

Splitting of lacrimal papillae
That with dilation
Vier's three-snip operation

21.49 Other incision of lacrimal passages

Incision (and drainage) of nasolacrimal duct NOS
Incision of nasolacrimal duct stricture
Splitting of canaliculus

21.5 Excision of lacrimal sac or lesion

Dacryocystectomy
complete
partial

Gifford's operation

Destruction of lesion

Excision of lesion

Excisional biopsy

Fistulectomy

} of lacrimal sac

Excludes: biopsy of lacrimal sac (21.82)

21.6 Repair of canaliculus and punctum

21.61 Correction of everted punctum

21.69 Other repair of canaliculus and punctum

Canaliculoplasty

Closure of:

lacrimal fistula

punctum

Plastic operation on canaliculus or punctum NOS

Repair of canaliculus or punctum NOS

Suture of canaliculus

21.7 Fistulization of lacrimal tract to nasal cavity

21.71 Dacryocystorhinostomy (DCR)

Canaliculorhinostomy
Nasolacrimal anastomosis
Summerskill's operation

21.72 Conjunctivocystorhinostomy

Canthocystostomy
Conjunctivodacryocystorhinostomy (CDCR)
Conjunctivorhinostomy
Stallard operation

Excludes: that with insertion of tube or stent (21.73)

21.73 Conjunctivorhinostomy with tube insertion

That with insertion of stent

21.8 Invasive diagnostic procedures on lacrimal apparatus

21.81 Biopsy of lacrimal gland

Excludes: excisional biopsy (21.12)

21.82 Biopsy of lacrimal sac

Excludes: excisional biopsy (21.5)

21.83 Contrast dacryocystogram

21.89 Other invasive diagnostic procedures on lacrimal apparatus

21.9 Other operations on lacrimal apparatus

22 OPERATIONS ON EYELIDS

Includes: eyebrow

22.0 Incision of eyelid

22.01 Incision of lid margin

That to correct trichiasis

22.09 Other incision of eyelid

Blepharotomy

Incision of eyelid for:

drainage (chalazion) (hordeolum)

exploration

lysis of adhesions

removal of foreign body

Tarsotomy

*Excludes: removal of foreign body without incision
(12.32)*

22.1 Excision of lesion or tissue of eyelid

22.11 Blepharectomy NOS

Destruction of eyelid

Excision of meibomian gland

Excisional biopsy NOS

Tarsectomy

Excludes: biopsy of eyelid (22.81)

22.12 Wedge resection or halving procedure of eyelid

22.13 Other excision of single lesion of eyelid

22.14 Excision of multiple lesions of eyelids

22.2 Operations on canthus and tarsus (palpebrum)

22.21 Canthotomy

Entargement of palpebral fissure

Removal of foreign body by incision

*Excludes: removal of foreign body without incision
(12.32)*

22.22 Median tarsorrhaphy

- 22.23 Canthoplasty
 - Canthorrhaphy
 - Epicanthus repair
- 22.29 Other operations on canthus and tarsus
 - Narrowing of palpebral fissure
 - Repair of palpebral fissure NOS
 - Suture of palpebral fissure

22.3 Correction of entropion or ectropion

- 22.31 Correction by thermocauterization of eyelid
- 22.32 Correction by extensive blepharoplasty
 - Kuhnt-Szymanowski's operation
 - Wheeler's operation
 - Wier's operation
- 22.33 Correction by other blepharoplasty
 - Excision of tarsal wedge
- 22.39 Other correction of entropion or ectropion
 - Suture } of eyelid
 - Tautening }

22.4 Correction of blepharoptosis

- 22.41 Frontalis muscle technique with suture for correction of blepharoptosis
- 22.42 Frontalis muscle technique with fascial sling for correction of blepharoptosis
 - Crawford's operation
 - Frontalis fascial sling operation

22.43 Tarslevator resection for correction of blepharoptosis

Lengthening of levator palpebrae muscle

Levator palpebrae:

myectomy

myotomy

resection

tenectomy

tenotomy

Recession of levator palpebrae (superioris) muscle

Shortening of levator palpebrae muscle

22.44 Superior rectus technique with fascial sling for correction of blepharoptosis

22.45 Superior rectus tendon transplant for correction of blepharoptosis

22.49 Other techniques for correction of blepharoptosis

Attachment of orbicularis oculi to eyebrow

Correction of eyelid ptosis NOS

DeGrandmont tarsectomy

Division of canthal ligament

Fasanella-Servatt operation

Fixation of palpebral ligament

Levator muscle sling

Levator palpebrae superioris transplant

Lid suture operation

Orbicularis muscle sling operation

Palpebral ligament sling operation

Tarsus muscle sling operation

22.5 Blepharorrhaphy

Linear repair	}	of eyelid or eyebrow
Simple suture		
Suture of eyebrow		
Tarsorrhaphy		

Excludes: canthorrhaphy (22.23)

22.6 Other repair of eyelid

22.61 Free mucous membrane graft

- 22.62 Rhytidectomy of eyelid (lower) (upper)
 - Removal of redundant skin
- 22.63 Plastic revision of lateral canthus
- 22.64 Transfer of tarsoconjunctival flap from opposing lid
 - One-stage } tarsoconjunctival flap
 - Two-stage }
- 22.65 Reduction of overcorrection of ptosis
- 22.66 Correction of lid retraction
- 22.69 Other eyelid repair
 - Blepharoplasty NOS
 - Eyelid reconstruction
 - Graft to
 - eyebrow
 - eyelid
 - Hair follicle transplant to eyebrow or eyelash
 - Repositioning of cilia base
 - Restoration of eyebrow
 - Tensing of orbicularis oculi
 - Transplantation of hair follicles
 - Transposition of eyelash flaps
 - Z-plasty of eyelid

22.7 Epilation of eyelid

- 22.71 Electrosurgical epilation
- 22.79 Other epilation of eyelid
 - Forceps only

22.8 Invasive diagnostic procedures on eyelid

- 22.81 Biopsy of eyelid
 - Excludes: excisional biopsy (22.11-22.14)*

22.89 Other invasive diagnostic procedures on eyelid

22.9 Other operations on eyelids

23 OPERATIONS ON OCULAR MUSCLES OR TENDONS

23.0 Myotomy and tenotomy of ocular muscles

23.1 Excision of lesion or tissue of ocular muscles or tendons

Excision (of) (with):

lesion

recession or advancement of same muscle

Excisional biopsy

Myectomy

Resection with suture to original insertion

Tenectomy

Excludes: biopsy of ocular muscle (23.81)

23.2 Advancement or recession of ocular muscles

Excludes: that with resection of same muscle (23.1)

23.3 Transposition of ocular muscles

Transplantation

Excludes: that for correction of ptosis (22.49)

23.4 Other shortening of ocular muscles

Cinching

Folding

Pleating

Plicating

Tucking

} of ocular muscle

23.5 Freeing of adhesions of ocular muscles

23.8 Invasive diagnostic procedures on ocular muscles or tendons

23.81 Biopsy of ocular muscles or tendons

Excludes: excisional biopsy (23.1)

23.89 Other invasive diagnostic procedures on ocular muscles or tendons

23.9 Other operations on ocular muscles or tendons

23.91 Repair of (traumatic) laceration of muscle, tendon, or Tenon's capsule

23.92 Graft to ocular muscles

23.99 Other operations on ocular muscles or tendons NEC

24 OPERATIONS ON CONJUNCTIVA

24.0 Removal of foreign body by incision

Conjunctival
Subconjunctival

Excludes: removal of foreign body without incision (12.32)

24.1 Other incision of conjunctiva

Expression of follicles
Peritomy

24.2 Excision or destruction of lesion or tissue of conjunctiva

24.21 Destruction of lesion of conjunctiva

Excludes: excision of lesion (24.22)

24.22 Excision of lesion or tissue of conjunctiva

- Curettage of follicles
- Excision of ring of conjunctiva around cornea
- Excisional biopsy
- Grattage of conjunctiva
- Peridectomy
- Peritectomy
- Rolling of conjunctiva
- Scarification of conjunctiva
- Scraping of trachoma follicles

Excludes: biopsy (24.81)

24.3 Conjunctivoplasty

24.31 Reconstruction of conjunctival cul-de-sac with buccal mucous membrane graft

24.32 Other reconstruction of conjunctival cul-de-sac

24.33 Repair of symblepharon with free graft

24.34 Other free graft to conjunctiva

24.35 Conjunctival flap

Bridge	}	conjunctival flap
Partial		
Total		

24.39 Other conjunctivoplasty

Corneoconjunctivoplasty

Repair of:

late effect of trachoma

symblepharon without graft

24.4 Freeing of adhesions of conjunctiva and eyelid

Division of symblepharon (with insertion of contact lens)

24.5 Suture of conjunctiva

Repair of (traumatic) laceration (with nonperforating scleral laceration)

Excludes: that with repair of sclera (26.71)

24.8 Invasive diagnostic procedures on conjunctiva

24.81 Biopsy of conjunctiva

Excludes: excisional biopsy (24.22)

24.89 Other invasive diagnostic procedures on conjunctiva

24.9 Other operations on conjunctiva

24.91 Subconjunctival injection

24.99 Other operations on conjunctiva NEC

25 OPERATIONS ON CORNEA

25.0 Magnetic removal of foreign body from cornea

Excludes: that with incision (25.1)

25.1 Incision of cornea

Gifford operation

Incision of cornea with:
drainage

removal of foreign body

Keratotomy (delimiting)

Saemisch section

25.2 Excision of pterygium

25.21 Excision or transposition of pterygium with graft

25.29 Other excision of pterygium

Dissection with reposition
D'Ombrain operation
Excision of pterygium by cryotherapy
McReynolds operation

25.3 Excision or destruction of other lesion or tissue of cornea

Excludes: biopsy (25.82)

25.31 Removal of corneal epithelium

Abrasion
Curettage
Scraping
Shaving
That with chemocauterization

} of corneal epithelium

Excludes: that for smear or culture (25.81)

25.32 Thermocauterization of corneal lesion

Electrocauterization of lesion of cornea

25.33 Cryotherapy of corneal lesion

25.39 Other removal or destruction of corneal lesion

Excision of cornea
Excisional biopsy
Fistulectomy of cornea
Keratotomy
Sellaras-Devoe operation

25.4 Suture of cornea

Closure of corneoscleral filtering bleb (postglaucoma)
Repair of (traumatic) laceration
Repair of wound dehiscence (postcataract)

Excludes: repair of filtering bleb with corneal transplant (25.51-25.57)

25.5 Corneal transplant

Repair of filtering bleb with corneal transplant

25.51 Corneal transplant, unqualified

25.52 Lamellar keratoplasty with autograft

25.53 Lamellar keratoplasty (with homograft)

25.54 Penetrating keratoplasty with autograft

Perforating keratoplasty with autograft

25.55 Penetrating keratoplasty (with homograft)

Perforating keratoplasty (with homograft)

25.56 Keratoplasty with autograft NOS

25.57 Keratoplasty with homograft NOS

25.6 Other repair of cornea

25.61 Refractive keratoplasty

25.62 Keratophakia

25.63 Keratoprosthesis

25.64 Thermokeratoplasty

Collar-stud prosthesis of cornea

25.69 Other repair of cornea

25.8 Invasive diagnostic procedures on cornea

25.81 Scraping of cornea for smear or culture

25.82 Biopsy of cornea

Excludes: excisional biopsy (25.39)

25.89 Other invasive diagnostic procedures on cornea

25.9 Other operations on cornea

- 25.91 Division of corneal blood vessels
- 25.92 Tattooing of cornea
- 25.93 Removal of artificial implant from cornea
- 25.99 Other operations on cornea NEC

26 OPERATIONS ON IRIS, CILIARY BODY, SCLERA, AND ANTERIOR CHAMBER

Excludes: cornea (25.0-25.9)

26.0 Removal of foreign body from anterior eye by incision

Removal of foreign body by incision (from):
anterior chamber
ciliary body
intraocular
iris
penetrating cornea
sclera

26.1 Magnetic removal of foreign body from anterior eye

Magnetic removal of foreign body (from):
anterior chamber
ciliary body
intraocular
iris
sclera
Removal of foreign body from anterior eye NOS

26.2 Operations for the relief of intraocular tension

Excludes: exploratory sclerotomy (26.97)

- 26.21 Trephination of sclera with iridectomy
Elliot operation

26.22 Thermocauterization of sclera with iridectomy

Scheie sclerostomy
Thermosclerectomy

26.23 Other scleral fistulization with iridectomy

Filtering operation with iridectomy
Holth sclerectomy
Iridosclerectomy
Lagrange operation

26.24 Iridencleisis or iridotasis

Borthen iridotasis
Coreclisis
Holth iridencleisis
Iridesis
Iridodesis
Iris inclusion operation
Stretching of iris

26.25 Trabeculectomy ab externo

26.29 Other relief of intraocular tension

Filtering operation or procedure NOS
Injection of ciliary sympathetic ganglion
Relief of intraocular pressure NOS

26.3 Facilitation of intraocular circulation

26.31 Goniopuncture without goniotomy

26.32 Goniotomy without goniopuncture

Barkan goniotomy
Phlebogoniotomy

26.33 Goniotomy with goniopuncture

26.34 Trabeculectomy ab externo

26.35 Cyclodialysis (initial) (subsequent)

Ciliarotomy
Cyclicotomy
Cyclotomy
Heine operation

26.36 Cyclothermy (penetrating) (surface)

Cycloelectrolysis

26.37 Cyclocryotherapy

26.39 Other facilitation of intraocular circulation

Cycloanemization
Diminution of ciliary body NOS
(Irido-)cyclectomy NOS
Opticociliary injection
Opticociliary neurectomy
Trabeculodialysis

26.4 Excision or destruction of lesion of iris, ciliary body, and sclera

Excludes: biopsy (26.81)

26.41 Excision or destruction of lesion of anterior eye, unqualified

26.42 Destruction of lesion of iris, nonexcisional

Cauterization
Cryotherapy
Photocoagulation

26.43 Excision of lesion of iris

Excision of prolapsed iris
Excisional biopsy

26.44 Destruction of lesion of ciliary body, nonexcisional

26.45 Excision of lesion of ciliary body

Ciliectomy

Excision of prolapsed ciliary body

Excisional biopsy

26.45 Destruction of lesion of sclera, nonexcisional

26.47 Excision of lesion of sclera

Curettage of sclera

Excisional biopsy

Repair of filtering bleb (by excision)

Excludes: lamellar scleral resection for reattachment of retina (28.3)

repair of filtering bleb by scleroplasty (26.79)

26.5 Other iridectomy or iridotomy

26.51 Iridotomy with transfixion

Fixation of iris

Iridotomy for iris bombé

26.52 Other iridotomy

Discission of iris

Iridosclerostomy

Iridosclerotomy

Iridotomy by photocoagulation

Iridotomy NOS

Needling of pupillary membrane

Puncture of iris

Pupillotomy

Sphincterotomy of iris

26.53 Iridectomy (basal)

Corectomy

Formation of pupil by iridectomy

Iridocystectomy (peripheral)

Optical iridectomy

Ziegler operation (V-iridectomy)

*Excludes: iridectomy for relief of intraocular tension
(26.21-26.23)
that with simultaneous cataract extraction
(27.41-27.69)*

26.6 Iridoplasty

26.61 Freeing of goniosynechiae

That with injection of air or liquid

26.62 Freeing of other anterior synechiae

Freeing of anterior synechiae with injection of air or liquid

Freeing of iris adhesions NOS

Synechiotomy NOS

26.63 Freeing of posterior synechiae

26.64 Freeing of corneovitreal adhesions

26.69 Other iridoplasty

Corelysis

Coreoplasty NOS

Repair of uveal hernia

Replacement of iris

26.7 Scleroplasty

26.71 Suture of (traumatic) laceration of sclera

That with simultaneous repair of conjunctiva

26.72 Repair of scleral staphyloma with graft

- 26.73 Other repair of scleral staphyloma
- 26.74 Scleral reinforcement with graft
- 26.75 Other scleral reinforcement
- 26.79 Other scleroplasty
 - Graft NOS
 - Repair of filtering bleb by scleroplasty
 - Repair of sclera NOS
 - Scleral shortening
 - Scleroplasty NOS

26.8 Invasive diagnostic procedures on iris, ciliary body, sclera, and anterior chamber

- 26.81 Biopsy of iris, ciliary body, and sclera
 - Excludes: excisional biopsy (26.43, 26.45, 26.47)*
- 26.89 Other invasive diagnostic procedures on iris, ciliary body, sclera, and anterior chamber

26.9 Other operations on iris, ciliary body, sclera, and anterior chamber

- 26.91 Aspiration of anterior chamber
 - Aspiration of:
 - aqueous (humor)
 - hyphema
 - Evacuation of anterior chamber
 - Insertion of catheter
 - Keratocentesis
 - Paracentesis of anterior chamber
- 26.92 Injection into anterior chamber
 - Air
 - Liquid
 - Medication } injection into anterior chamber
- 26.93 Removal of epithelial downgrowth from anterior chamber

- 26.94 Revision of operative wound of anterior segment
- 26.95 Other operations on iris
- 26.96 Other operations on ciliary body
- 26.97 Other operations on sclera
 - Exploratory sclerotomy (anterior) (posterior)
 - Sclerotomy for drainage
- 26.98 Other operations on anterior chamber

27 OPERATIONS ON LENS

27.0 Magnetic removal of foreign body from lens

Excludes: removal of pseudophakos (27.8)

27.1 Removal of foreign body from lens by incision

Capsulotomy with removal of foreign body
Removal of foreign body from lens NOS

Excludes: removal of pseudophakos (27.8)

27.2 Linear extraction of lens

Curette evacuation of lens

27.3 Discission of lens and capsulotomy

Discission of cataract (congenital) (secondary)
Irrigation of traumatic cataract
Membranectomy
Needling of capsule
Slitting of lens
Wheeler knife technique
Ziegler knife technique

27.4 Intracapsular extraction of lens

Aspiration of cataract
Cryoextraction of lens
Erysiptake extraction of cataract
Forceps extraction
Suction extraction of cataract
That with iridectomy
Zonulolysis (with lens extraction)

Code also simultaneous insertion of pseudophakos (27.72)

27.41 Intracapsular extraction by temporal inferior route

That in presence of fistulization bleb

27.49 Other intracapsular extraction

27.5 Extracapsular extraction of lens

That with iridectomy

Code also simultaneous insertion of pseudophakos (27.72)

27.51 Extracapsular extraction by temporal inferior route

Capsulectomy with extraction of lens
That in presence of fistulization bleb

27.59 Other extracapsular extraction

27.6 Other extraction of lens

Code also simultaneous insertion of pseudophakos (27.72)

27.61 Removal of secondary membranous cataract

Removal of secondary membranous cataract with:
corneoscleral section
iridectomy

- 27.62 Phakofragmentation and aspiration of cataract
Phakoemulsification
Phakofragmentation and aspiration by mechanical or
ultrasonic means
Rotoextraction

27.69 Other extraction of lens NEC

- Cataract extraction NOS
Capsulotomy NOS
Lens extraction NOS

27.7 Insertion of prosthetic lens

Insertion of pseudophakos

- 27.71 Insertion of pseudophakos, unqualified

- 27.72 Insertion of intraocular lens prosthesis with cataract
extraction, one-stage

Code also concomitant extraction of cataract (27.41-27.69)

- 27.73 Secondary insertion of intraocular lens prosthesis

That subsequent to cataract extraction

27.8 Removal of implanted lens

- Removal of lens prosthesis
Removal of pseudophakos

27.9 Other operations on lens

- 27.91 Capsulectomy

- 27.92 Irido-capsulectomy

- 27.99 Other operations on lens NEC

28 OPERATIONS ON RETINA, CHOROID, AND VITREOUS

28.0 Removal of foreign body from posterior eye by incision

That from:
choroid
retina
vitreous

28.1 Magnetic removal of foreign body from posterior eye

Magnetic extraction of foreign body from:
choroid
retina
vitreous

Removal of foreign body from posterior eye NOS

28.2 Scleral buckling with implant

Buckling with vitreous (silicone) implant

Encircling procedure
Imbrication
Lamellar excision

} with implant

28.3 Other scleral buckling

Cerclage
Cinching
Constriction of globe
Indentation
Infolding
Outfolding
Overlapping
Pleating

} for scleral buckling

Lamellar scleral resection for reattachment of retina

Scleral buckling with:
air tamponade
resection of sclera
vitrectomy

28.4 Other operations for repair of retina

That with drainage of subretinal fluid

- 28.41 Repair of retinal detachment with diathermy
 - Electrocoagulation of retina
 - Electrolysis of retina
- 28.42 Repair of retinal detachment with cryotherapy
 - Cryoretinopexy
- 28.43 Repair of retinal detachment with xenon arc photo-coagulation
- 28.44 Repair of retinal detachment with laser photocoagulation
- 28.45 Repair of retinal detachment with unspecified photo-coagulation
- 28.49 Other operations for repair of retina NEC

28.5 Excision or destruction of lesion of retina or choroid

Excludes: that for repair of retina (28.41-28.49)

- 28.51 Destruction of lesion of retina or choroid by diathermy
 - Fulguration
- 28.52 Destruction of lesion of retina or choroid by cryotherapy
- 28.53 Destruction of lesion of retina or choroid by xenon arc photocoagulation
- 28.54 Destruction of lesion of retina or choroid by laser photocoagulation
- 28.55 Destruction of lesion of retina or choroid by unspecified photocoagulation
- 28.56 Excision of lesion of retina or choroid
 - Excisional biopsy
- 28.59 Other destruction of lesion of retina or choroid
 - Destruction of lesion NOS

28.6 Other operations on retina or choroid

28.61 Removal of implanted material from posterior segment

Removal of:
encircling tube
retinal implant
scleral buckle

28.62 Incision of retina

28.63 Other operations on retina

28.64 Choroidal separation

28.65 Reattachment of choroid

28.66 Other repair of choroid

28.67 Other operations on choroid

28.7 Operations on vitreous

28.71 Removal of vitreous, anterior approach (partial)

Open sky technique
Removal of vitreous, anterior approach (partial) with
replacement

28.72 Removal of vitreous, other approach

Aspiration of vitreous (by) (with):
posterior sclerotomy
replacement

28.73 Injection of vitreous substitute

Excludes: that with simultaneous removal (28.71, 28.72)

28.74 Dissection of vitreous strands

Division of cicatricial bands of vitreous
Lysis of vitreous adhesions

28.79 Other operations on vitreous

28.8 Invasive diagnostic procedures on retina, choroid, and vitreous

28.81 Biopsy of retina, choroid, and vitreous

Excludes: excisional biopsy (28.56)

28.89 Other invasive diagnostic procedures on retina, choroid, and vitreous

29 OPERATIONS ON ORBIT AND EYEBALL

Excludes: reduction of fracture of orbit (88.05, 88.16)

29.0 Orbitotomy

Orbitotomy for:
decompression
drainage
exploration
fistulization
removal of foreign body

29.01 Orbitotomy with frontal approach

29.02 Orbitotomy with lateral approach

29.09 Other orbitotomy

29.1 Removal of penetrating foreign body from unspecified structure of eye

Eye NOS
Eyeball NOS
Orbit NOS

Excludes: removal of nonpenetrating foreign body (12.31)

29.2 Evisceration of eyeball

29.21 Removal of ocular contents with implant into scleral shell

29.29 Other evisceration of eyeball

29.3 Removal of eyeball

Ophthalmectomy

29.31 Enucleation of eyeball with implant into Tenon's capsule with attachment of muscles

29.32 Enucleation of eyeball with other implant

29.39 Other enucleation of eyeball

Removal of eyeball NOS

29.4 Exenteration of orbital contents

Evisceration of orbit

Radical orbitomaxillary

discission

resection

29.41 Exenteration of orbit with temporalis muscle transplant

Excludes: that with therapeutic removal of bone (29.42)

29.42 Exenteration of orbit with therapeutic removal of bone

That with temporalis muscle transplant

29.49 Other exenteration of orbit

29.5 Insertion of ocular or orbital implant

Excludes: that with:

enucleation of eyeball (29.31, 29.32)

evisceration of eyeball (29.21)

29.51 Insertion of ocular implant into scleral shell after evisceration

29.52 Insertion of ocular implant with attachment of muscles to implant after enucleation

29.53 Other insertion of ocular implant after enucleation

Insertion of ocular implant NOS

29.54 Reinsertion of ocular implant with use of foreign material
for reinforcement or attachment of muscles to implant

29.55 Other reinsertion of ocular implant

Revision of ocular implant NOS
That with conjunctival graft

29.56 Insertion of orbital implant

Insertion of:
globe into socket
orbital implant outside muscle cone

29.6 Removal of ocular or orbital implant

29.61 Removal of ocular implant

29.62 Revision of orbital implant

Reinsertion of orbital implant

29.63 Removal of orbital implant

29.7 Repair or modification of orbital socket

Enlargement of orbit
Permanent lid closure

Excludes: conjunctivoplasty (24.31-24.39)

29.8 Invasive diagnostic procedures on orbit and eyeball

29.81 Contrast radiogram of orbit

29.82 Biopsy of eye or orbit

Excludes: excisional biopsy (29.94, 29.95)

29.83 Diagnostic aspiration of orbit

29.89 Other invasive diagnostic procedures on orbit and eyeball

29.9 Other operations on orbit or eyeball

- 29.91 Retrobulbar injection of therapeutic agent
 - Excludes:* injection of contrast material (29.81)
 - optociliary injection (26.39)
- 29.92 Freeing of adhesions of orbit
 - Lysis of adhesions
- 29.93 Photocoagulation of eye, unspecified structure or type
- 29.94 Excision of lesion of orbit
 - Excisional biopsy
- 29.95 Excision of lesion of eye, unspecified structure
 - Excisional biopsy
- 29.96 Repair of eyeball
- 29.97 Other operations on orbit
- 29.98 Other operations on eyeball
- 29.99 Other operations on eye, unspecified structure or type

V. OPERATIONS ON THE EARS

30 OPERATIONS ON EXTERNAL EAR

Includes: auricle
external auditory:
canal
meatus
helix
pinna
skin and cartilage of:
auricle
meatus
tragus
those by otoscopy

30.0 Incision of external ear

30.01 Piercing of ear lobe

30.02 Incision of external auditory canal

That for:

drainage (of furuncle)

exploration of external auditory canal

removal of foreign body

Unroofing of external auditory canal

Excludes: removal of intraluminal foreign body without
incision (12.21)

30.09 Other incision of external ear

Incision of external ear:

for removal of foreign body

with drainage

Unroofing of external ear

Excludes: removal of intraluminal foreign body without
incision (12.21)

30.1 Excision or destruction of lesion of external ear

That by:

cauterization
coagulation
cryosurgery
curettage
electrocoagulation
enucleation

Excludes: biopsy (30.81)

30.11 Excision of preauricular sinus

Excision (radical) of preauricular (congenital):
cyst
fistula

Excludes: excision of preauricular remnant (appendage) (30.19)

30.19 Excision or destruction of other lesion of external ear

Excision of exostosis of external auditory canal
Excision of preauricular remnant (appendage)
Excisional biopsy of lesion of external ear
Partial excision of ear

*Excludes: radical excision of lesion (30.21)
removal of cerumen (10.62)*

30.2 Other excision of external ear

Excludes: biopsy (30.81)

30.21 Radical excision of lesion of external ear

Excludes: radical excision of preauricular sinus (30.11)

30.22 Amputation of external ear

Auriculectomy
Complete excision of external ear

30.3 Suture of (traumatic) laceration of external ear

30.4 Surgical correction of prominent ear

Cartilage graft

Cartilage otoplasty

Ear:

pinning

setback

Plastic reconstruction or repair of prominent or protruding ear

30.5 Reconstruction of external auditory canal

Canaloplasty of external auditory meatus

Construction (reconstruction) of:

external meatus:

ear

osseous portion

skin-lined portion

patent meatus (ear)

Correction of meatal atresia

Meatoplasty (ear)

Otoplasty:

auditory meatus (canal)

external meatus

Pattee operation

Skin graft to line meatus

30.6 Other plastic repair of external ear

30.61 Construction of auricle of ear

Construction of auricle of ear (for) (with):

aplasia (partial) (total)

cartilage implant

skin graft

Otoplasty of auricle

Prosthetic appliance for absent ear

Reconstruction:

auricle

ear

Replacement (prosthetic) ear

30.62 Reattachment of amputated ear

30.69 Other plastic repair of external ear

Otoplasty NOS	Skin graft,
Repair of ear:	post auricular
buried	
lop	

30.8 Invasive diagnostic procedures on external ear

30.81 Biopsy of external ear

Excludes: excisional biopsy (30.19)

30.89 Other invasive diagnostic procedures on external ear

30.9 Other operations on external ear

Excludes: removal of:
cerumen (10.62)
foreign body (without incision) (12.21)

31 RECONSTRUCTIVE OPERATIONS ON MIDDLE EAR

Includes: that under microscopic control

31.0 Stapes mobilization

Crurotomy of stapes	Remobilization
Division of otosclerotic:	Stapediolysis
material	Transcucular mobilization
process	

Excludes: that associated with stapedectomy (31.11, 31.19)

31.1 Stapedectomy

Malleostapedioplexy

Hough

House

McGee

Portmann

Schuknecht

Shea

Shea-Guilford

Ossiculectomy of stapes

Stapedectomy with:

bisection of footplate

cutting of crus

fenestration of footplate

fracture of crus

Stapedectomy with:

graft of:

fat

vein

prosthesis:

Gelfoam

piston

polythene

Teflon

wire

reconstruction of stapes

*Excludes: revision of previous stapedectomy (31.21, 31.29)
stapes mobilization only (31.0)*

31.11 Stapedectomy with incus replacement

Stapedectomy with incus:

homograft

prosthesis

31.19 Other stapedectomy

31.2 Revision of stapedectomy

31.21 Revision of stapedectomy with incus replacement

Revision of stapedectomy with:

incudectomy

incus:

homograft

prosthesis

31.29 Other revision of stapedectomy

31.3 Other operations on ossicular chain

Incudectomy NOS

Ossiculectomy NOS

Reconstruction of ossicles (second stage)

31.4 Myringoplasty

- Application of patch
- Closure of } tympanic membrane (tympanum, type I)
- fistula
- perforation
- Construction of
- Epitympanic, type I
- Myringoplasty (by) (with):
- cauterization
- graft
- intact ossicular chain
- Operation:
- Austin-Shea
- Derlacki
- Wullstein
- Tympanoplasty, type I

31.5 Other tympanoplasty

- | | |
|---------------------|-----------------------------|
| Tympanoplasty with: | Tympanoplasty with: |
| autograft of: | heterograft |
| bone | homograft |
| cartilage | ossiculectomy |
| conjunctiva | prosthesis (inert material) |
| fascia | |
| fat | |
| mucous membrane | |
| perichondrium | |
| periosteum | |
| vein | |

31.51 Type II tympanoplasty

Closure of perforation with graft against incus or malleus

31.52 Type III tympanoplasty

Graft placed in contact with mobile and intact stapes
Myringostapediopexy

31.53 Type IV tympanoplasty

Mobile footplate left exposed, air pocket between round window and graft

31.54 Type V tympanoplasty

Fenestra in horizontal semicircular canal covered by graft

Fenestration:

- oval window-ear canal
- tympanic (membrane)

31.6 Revision of tympanoplasty

Revision of myringoplasty

31.9 Other repair of middle ear

Closure of mastoid fistula

Mastoid myoplasty

Obliteration of tympanomastoid cavity

Reconstruction of mastoid cavity

Repair (with graft of skin, vein or matrix) of:

- mastoid antrum
- mastoid cavity problem
- open mastoid cavity

32 OTHER OPERATIONS ON MIDDLE AND INNER EAR

Includes: that done under microscopic control

32.0 Myringotomy

Aspiration of middle ear

Exploration of tympanum

Myringotomy with:

- drainage
- removal of fluid

Paracentesis of tympanum

Tympanotomy

32.01 Myringotomy with insertion of tube

Myringostomy	Myringotomy with insertion of:	Myringotomy with insertion of:
Myringotomy with insertion of:		myringotomy device
bobbin (Reuter)		tube:
button:		polyethylene
collar		Shepard's
Sheehy		silastic
catheter		tympanostomy
grommet		ventilating
		wick
		Tympanostomy

32.09 Other myringotomy

32.1 Removal of tympanostomy tube

Removal of:	Removal of:
bobbin (Reuter)	myringotomy device
button:	tube:
collar	polyethylene
Sheehy	Shepard's
catheter	silastic
grommet	ventilating
	wick

32.2 Incision of mastoid and middle ear

32.21 Incision of mastoid

Exploration of mastoid
Mastoidotomy

32.22 Incision of petrous pyramid air cells

Incision (of) (with):
drainage of petrous pyramid air cells
exploration of petrous pyramid air cells
petrous apex
Operation:
Almoor
Eagleton
Frenckner
Ramadier

32.23 Incision of middle ear

Adhesiolysis of middle ear

Atticotomy

Division of tympanum

Exploration by transtympanic route of:
middle ear
tympanum

Freeing of adhesions of middle ear

Hypotympanotomy

Lysis of adhesions of middle ear

Plicotomy

Excludes: division of otosclerotic process (31.0)
stapediolysis (31.0)
that with stapedectomy (31.11, 31.19)

32.3 Mastoidectomy

Code also any associated:

skin graft (30.69)

tympanoplasty (31.4-31.54)

32.31 Simple mastoidectomy

Schwartz operation

32.32 Radical mastoidectomy

Mastoidotympanectomy

Tympanomastoidectomy

32.39 Other mastoidectomy

Atticoantrostomy

Atticoantrotomy

Conservative mastoidectomy

Cortical mastoidectomy

Mastoid antrotomy

Mastoidectomy NOS

Modified radical mastoidectomy

32.4 Other excision of middle ear

Excludes: that simultaneous with mastoidectomy (32.31-32.39)

32.41 Excision of lesion of middle ear

Excision of cholesteatoma of middle ear
Excisional biopsy
Removal
Resection (endaural) } of lesion of middle ear

32.49 Other excision of middle ear NEC

Apicectomy of petrous pyramid
Excision of petrous apex cells
Exenteration:
 air cells of petrous pyramid
 petrous pyramid
Myringectomy
Myringodectomy
Removal of outer attic wall
Tympanectomy

32.5 Fenestration of inner ear

Arslan operation
Dry cupola technique
Fenestration of:
 labyrinth
 semicircular canals
 vestibule } with graft (skin) (vein)
Fractured eggshell technique
Incuropexy
Lempert's (endaural) fenestration
Myringomalleolabyrinthopexy
Plastic skin flap
That with partial ossiculectomy
Vein graft covering fenestra

Excludes: that with tympanoplasty, type V (31.54)

32.6 Revision of fenestration of inner ear

32.7 Incision, excision, and destruction of inner ear

32.71 Endolymphatic shunt

Shunt:

endolymphatic (-subarachoid)

endolymph-perilymph

32.72 Injection into inner ear

Destruction by injection (alcohol):

inner ear

semicircular canals

vestibule

32.79 Other incision, excision, and destruction of inner ear

Decompression of
labyrinth

Drainage of inner ear

Excision of glomus

jugulare tumor

Fistulization:

endolymphatic sac

labyrinth

Incision and destruction
of inner ear by:

coagulation

cryosurgery

electrocoagulation

ultrasound

Incision of endolymphatic sac:

Labyrinthectomy

(transtympanic)

Labyrinthotomy

(transtympanic)

Opening of bony labyrinth

Perilymphatic tap

Removal of:

mucous membrane of
labyrinth

utricle

Revision of Tack operation

Sacculotomy

Tack operation

Vestibulotomy

32.8 Invasive diagnostic procedures on middle and inner ear

32.81 Electrocochleography

32.82 Biopsy of middle or inner ear

32.89 Other invasive diagnostic procedures on middle and inner ear

32.9 Other operations on middle and inner ear and eustachian tube

- 32.91 Tympanosympathectomy
 - Sympathectomy, tympanum
 - Tympanic neurectomy
 - 32.92 Revision of mastoidectomy
 - Excision of mastoid scar
 - 32.93 Repair of oval and round windows
 - Closure of fistula:
 - oval window
 - perilymph
 - round window
 - 32.94 Injection of tympanum
 - 32.95 Implantation of electro-magnetic hearing aid
 - 32.96 Other operations on middle and inner ear
 - 32.97 Operations on eustachian tube
 - Catheterization
 - Inflation
 - Injection (Teflon paste)
 - Insufflation (boric acid-salicylic acid)
 - Intubation
 - Politzerization
- } of eustachian tube

VI. OPERATIONS ON NOSE, MOUTH, AND PHARYNX

33 OPERATIONS ON NOSE

*Includes: bone of nose
skin*

33.0 Control of epistaxis

- 33.01 Control of epistaxis by anterior nasal packing
- 33.02 Control of epistaxis by posterior (and anterior) packing
- 33.03 Control of epistaxis by cauterization (and packing)
- 33.04 Control of epistaxis by ligation of ethmoidal arteries
- 33.05 Control of epistaxis by (transantral) ligation of the maxillary artery
- 33.06 Control of epistaxis by ligation of the external carotid artery
- 33.07 Control of epistaxis by excision of nasal mucosa and skin grafting of septum and lateral nasal wall
 - That for familial hemorrhagic telangiectasis
- 33.09 Other control of epistaxis
 - Control of epistaxis NOS

33.1 Incision of nose

Chondrotomy
Conchotomy
Drainage of (intra-) nasal abscess
Incision of skin of nose
Removal of foreign body by incision
Removal of rhinolith by incision
Rhinotomy
Septotomy of nose
Turbinotomy

Excludes: removal of foreign body without incision (12.01, 12.39)

33.2 Excision or destruction of lesion of nose

Cautery of lesion of nose

Excludes: fistulectomy (33.72)

33.21 Excision of lesion of nose, unqualified

33.22 Local excision or destruction of intranasal lesion

Excisional biopsy of intranasal lesion
Polypectomy
Snaring of lesion of nose

33.23 Local excision or destruction of other lesion of nose

Excision of osteoma
Excisional biopsy of other lesion of nose
Sequestrectomy
That of skin of nose

Excludes: intranasal lesions (33.22)

33.3 Resection of nose

Rhinectomy (partial) (total)

33.4 Submucous resection of nasal septum

Submucous:

- chondrectomy
- excision of cartilage
- septectomy (with cartilage implant)

33.5 Turbinectomy

33.51 Turbinectomy by diathermy or cryosurgery

Electrocoagulation } of turbinates
Electrodessication }

33.52 Fracture of the turbinates

Lateral fracture displacement of turbinates

33.59 Other turbinectomy

33.6 Reduction of nasal fracture

33.61 Reduction (closed) of nasal fracture

33.62 Open reduction of nasal fracture

33.7 Repair and plastic operations on the nose

That of skin of nose

33.71 Suture of (traumatic) laceration of nose

33.72 Closure of nasal fistula

Nasopharyngeal }
Nasolabial } fistulectomy
Oronasal }

33.73 Rhinoplasty with implantation of inert material

Augmentation rhinoplasty (with implant)

Reconstruction with implant

Rhinoplasty with:

acrylic implant

silastic implant

Septorhinoplasty with implant

33.74 Rhinoplasty with bone or cartilage graft

Augmentation rhinoplasty

Reconstruction

Septorhinoplasty

} with graft

33.75 Manipulation of displaced septum

33.76 Other rhinoplasty or septoplasty

Adams operation

Crushing of nasal septum

Nasal osteoplasty

Reconstruction of:

nose NOS

septum

Repair of septal perforation

Revision of:

nasal tip

nasolabial flaps

Rhinoplasty NOS

Rhinoseptoplasty NOS

Septoplasty NOS

Septorhinoplasty NOS

33.77 Reattachment of amputated nose

33.79 Other repair and plastic operations on nose

Decortication of nose

Nasal osteoclasts

Refracture of nasal bones

Repair of nasal bone

33.8 Invasive diagnostic procedures on nose

33.81 Biopsy of nose

Excludes: excisional biopsy (33.22, 33.23)

33.89 Other invasive diagnostic procedures on nose

33.9 Other operations on nose

33.91 Freeing of adhesions of nose

Lysis of adhesions
Posterior nasal scrub
Separation of adhesions

33.99 Other operations on nose NEC

34 OPERATIONS ON NASAL SINUSES

34.0 Puncture of nasal sinus

Antral lavage	}	of nasal sinus
Aspiration		
Cannulation		
Drainage		
Irrigation		
Insertion of cannula		
Lavage through natural ostium		
Puncture of antrum		

34.1 Intranasal antrotomy

Antrum window operation	}	with intranasal approach
Removal of foreign body from antrum		
Simple maxillary antrotomy		

Excludes: antrotomy with external approach (34.21, 34.29)

34.2 External maxillary antrotomy

Caldwell-Luc operation
Canine fossa approach
Concomitant antrum window

34.21 Radical maxillary antrotomy

Radical maxillary sinusectomy
Removal of lining membrane of maxillary sinus

34.29 Other external maxillary antrotomy

Exploration of maxillary antrum
Removal of foreign body

34.3 Frontal sinusotomy and sinusectomy

34.31 Frontal sinusotomy

Decompression }
Drainage } of frontal sinus
Exploration }
Removal of foreign body }

34.32 Frontal sinusectomy

Excision of lesion
Excisional biopsy of frontal sinus lesion
Obliteration of frontal sinus (with fat)

34.4 Other nasal sinusotomy

Drainage }
Exploration } of nasal sinus
Removal of foreign body }

34.41 Sinusotomy, unqualified

34.42 Ethmoidotomy

34.43 Sphenoidotomy

34.44 Incision of multiple sinuses

34.5 Other nasal sinusectomy

Excision of lesion
Excisional biopsy of other nasal sinus
With removal of turbinates

34.51 Sinusectomy, unqualified

34.52 Excision of lesion of maxillary sinus with Caldwell-Luc approach

34.53 Excision of lesion of maxillary sinus with other approach

34.54 Ethmoidectomy

Exenteration of ethmoid air cells

34.55 Sphenoidectomy

34.6 Repair and plastic operation of nasal sinus

34.61 Closure of sinus fistula (oroantral)

Repair (plastic) of sinus fistula

34.69 Other repair of nasal sinus

Reconstruction of frontonasal duct

Repair of bone of accessory sinus

34.8 Invasive diagnostic procedures on nasal sinus

34.81 Biopsy of nasal sinus

Excludes: excisional biopsy (34.32, 34.50-34.54)

34.82 Contrast radiogram of sinus

34.89 Other invasive diagnostic procedures on nasal sinuses

34.9 Other operations on nasal sinuses

Exteriorization of maxillary sinus

Fistulization of sinus

Killian operation

35 REMOVAL AND RESTORATION OF TEETH

35.0 Forceps extraction of tooth (multiple) (single)

35.01 Extraction of deciduous tooth

35.09 Extraction of other tooth

Dental extraction NOS

35.1 Surgical removal of tooth

35.11 Removal of residual root

Retained or buried root

35.19 Other surgical extraction of tooth

Odontectomy NOS

Removal of impacted tooth

That with odontotomy or dental flap

35.2 Restoration of tooth by filling

Restoration of tooth with:

amalgam

drilling of cavity

plastic

silicate

35.3 Restoration of tooth by inlay

Gold inlay

35.4 Other dental restoration

35.41 Application of crown

Crown:

ceramic

gold

35.42 Insertion of (fixed) bridge

35.43 Insertion of removable bridge

35.49 Other dental restoration NEC

35.5 Implantation of tooth

Autotransplantation

Homotransplantation

Reattachment

Reimplantation

Replantation

} of tooth

35.6 Prosthetic dental implant

Endosseous (dental) implant

35.7 Apicectomy and root canal therapy

Canal filling
Nerve extirpation
Pulpectomy
Pulpotomy

35.71 Root canal, unqualified

35.72 Root canal therapy with irrigation

35.73 Root canal therapy with apicectomy

35.74 Apicectomy

Apicoectomy

36 OTHER OPERATIONS ON TEETH, GUMS, AND ALVEOLI

36.0 Incision of gum or alveolar bone

Alveolotomy
Apical alveolotomy

Drainage:

alveolar
dental } abscess
gingival }

gum
apical lesion
dentigerous cyst
pulp canal

radicular (apical) (periapical) cyst

Exploration of gum or alveolar bone

Removal of foreign body by incision

Excludes: removal of foreign body without incision (12.39)

36.1 Gingivoplasty

Gingival recontour
Gingivoplasty by graft (bone) (soft tissue)

36.2 Other operations on gum

36.21 Excision of lesion or tissue of gum

Curettage of periodontium	Excision of nonodontogenic lesion
Excision of:	
bulbous tuberosities	Excisional biopsy of gum
(fibrous) (osseous)	Gingivectomy
epulis	Operculectomy
granuloma of gum	Subgingival curettage

Excludes: excision of odontogenic lesion (36.3)

36.22 Suture of (traumatic) laceration of gum

Suture of gingiva

36.29 Other operations on gum NEC

36.3 Excision of dental lesion of jaw

Enucleation of dental cyst

Excision of:

- dental cyst
- dentigerous cyst
- dentinoma
- odontogenic:
 - cyst
 - lesion
 - tumor
- odontoma

Marsupialization of dental cyst

Partsch operation

36.4 Alveoloplasty

Alveolectomy (interradicular) (intraseptal) (radical) (simple)

Excision of lesion of alveolus

Excisional biopsy of alveolar lesion

Reconstruction of alveolar ridge

Repair of alveolar process and palate

That with graft or implant

Excludes: en bloc resection of alveolar process and palate (39.22)

36.5 Surgical exposure of tooth

Ligation of tooth (impacted)
Surgical eruption of tooth

36.6 Application of orthodontic appliance

Application, insertion, or fitting of:
arch bars
obturator
orthodontic wiring
periodontal splint

Excludes: non-orthodontic dental wiring (07.55)

36.7 Other orthodontic operation

Closure of diastema (alveolar) (dental)
Equilibration
Removal of arch bars
Repair of dental arch

36.8 Invasive diagnostic procedures on gums and alveoli

36.81 Biopsy of gum

Excludes: excisional biopsy (36.21)

36.82 Biopsy of alveolus

Excludes: excisional biopsy (36.4)

36.89 Other invasive diagnostic procedures on gums and alveoli

36.9 Other dental operations

36.91 Extension or deepening of (buccolabial) (lingual) sulcus

Buccolabial vestibuloplasty
Kazanjian operation
Trauner operation

36.99 Other dental operations NEC

Excludes: dental:

debridement (10.64)

examination (03.31)

prophylaxis (10.64)

scaling and polishing (10.64)

x-ray (02.03, 02.04)

fitting of dental appliance (denture) (13.97)

*microscopic examination of dental specimen
(05.81-05.89)*

removal of dental:

packing (11.33)

prosthesis (11.35)

wiring (11.34)

replacement of dental packing (11.22)

37 OPERATIONS ON TONGUE

37.0 Excision or destruction of lesion or tissue of tongue

37.01 Excision of lingual frenum

Frenulectomy of tongue

Excludes: frenulectomy of lip (39.31)

37.09 Other local excision of tongue

Excision
Excisional biopsy } of tongue lesion

37.1 Partial glossectomy

Glossectomy NOS

Hemiglossectomy

Subtotal glossectomy

Wedge resection of tongue

37.2 Complete glossectomy

Code also any associated neck dissection (52.31-52.33)

37.3 Radical glossectomy

Commando removal of tongue and jaw
Whitehead operation

*Code also any associated: neck dissection (52.31-52.33)
tracheostomy (43.1, 43.2)*

37.4 Repair and plastic operation on tongue

37.41 Suture of (traumatic) laceration of tongue

Glossorrhaphy

37.49 Other repair and plastic operations on tongue

Fascial sling	} of tongue
Fixation	
Fusion (to lip)	
Glossopexy	
Glossoplasty	
Graft, mucosa or skin	
Revision of asymmetry	
V-Y operation	

Excludes: freeing of adhesions (37.92)

37.8 Invasive diagnostic procedures on tongue

37.81 Needle biopsy of tongue

37.82 Other biopsy of tongue

Excludes: excisional biopsy (37.09)

37.89 Other invasive diagnostic procedures on tongue

37.9 Other operations on tongue

37.91 Lingual frenotomy

Clipping of frenulum linguae
Glossotomy for tongue tie
Tonguetie operation

Excludes: labial frenotomy (39.91)

37.92 Freeing of adhesions of tongue

Lysis of adhesions of tongue

37.93 Other glossotomy

Drainage
Exploration
Incision NOS
Removal of foreign body by incision

} of tongue

*Excludes: removal of foreign body without incision
(12.39)*

37.99 Other operations on tongue NEC

38 OPERATIONS ON SALIVARY GLANDS AND DUCTS

*Includes: parotid (Stensen's)
sublingual
submaxillary (Wharton's)*

} gland and duct

Code also any concomitant neck dissection (52.31-52.33)

38.0 Incision of salivary gland or duct

Drainage (of abscess)
Exploration
Enlargement of duct orifice by incision
Intraoral and extraoral approach
Ptyalolithotomy
Removal of salivary calculus by incision
Sialoadenotomy
Sialolithotomy

} of salivary gland or duct

38.1 Excision of lesion of salivary gland

38.11 Marsupialization of lesion of salivary gland

Marsupialization of sublingual cyst

38.19 Other excision of lesion of salivary gland

Enucleation of cyst

Excision of ranula

Excisional biopsy of lesion of salivary gland

Excludes: fistulectomy (38.32)

38.2 Sialoadenectomy

38.21 Sialoadenectomy, unqualified

38.22 Partial sialoadenectomy

Parotid lobectomy

Subtotal parotidectomy

38.23 Complete sialoadenectomy

En bloc excision of lesion (with skin)

Radical parotidectomy

Radical sialoadenectomy

38.3 Repair of salivary gland or duct

38.31 Suture of (traumatic) laceration of salivary gland

38.32 Closure of salivary fistula

Fistulectomy

38.39 Other repair and plastic operations on salivary gland

Fistulization of salivary gland

Plastic repair of salivary gland or duct

Revision of sear of salivary duct

Sialodochoplasty

Transplantation of salivary duct opening

38.8 Invasive diagnostic procedures on salivary gland or duct

38.81 Biopsy of salivary gland or duct

Excludes: excisional biopsy (38.19)

38.89 Other invasive diagnostic procedures on salivary gland or duct

38.9 Other operations on salivary gland or duct

38.91 Probing of salivary duct

That for:
dilation
manipulation
removal of calculus

38.99 Other operations on salivary gland or duct NEC

39 OTHER OPERATIONS ON MOUTH AND FACE

*Includes: palate
soft tissue*

*Excludes: external mouth (98.01-98.99)
lips (skin) (98.01-98.99)*

39.0 Drainage of face or floor of mouth

Drainage of:

- facial region (abscess)
- infratemporal fossa
- Ludwig's angina
- temporal pouches (spaces)
- upper lip

Incision of fascial compartments of:

- buccal
 - lateral pharyngeal
 - masticator
 - parotid
 - postzygomatic
 - pterygopalatine
 - sublingual
 - submandibular
 - submental
- } space

Excludes: drainage of thyroglossal tract (19.09)

39.1 Incision of palate

- Drainage (abscess)
 - Exploration
 - Fenestration
 - Removal of penetrating foreign body from palate by incision
- } of palate

Excludes: removal of penetrating foreign body from palate without incision (12.39)

39.2 Excision of lesion or tissue of palate

39.21 Local excision or destruction of lesion or tissue of palate

Excision of:

cyst of bony palate (nasopalatine)

exostosis

lesion NOS

palate NOS

torus palatinus

Excisional biopsy of palate

Local excision or destruction by:

cautery

chemotherapy

cryotherapy

39.22 Wide excision or destruction of lesion or tissue of palate

En bloc resection of alveolar process and palate

Extensive resection of lesion

Resection of palate

39.3 Excision of other parts of mouth

39.31 Labial frenumectomy

Excision of labial frenum

Frenumectomy of lip

Maxillary frenumectomy

Excludes: division of labial frenum (39.21)

39.39 Other excision of mouth

Excision of:

lesion of mouth NOS

nasolabial cyst

Excisional biopsy of mouth NOS

Excludes:

excision of lesion of:

lip (skin) (98.12, 98.13)

palate (39.21, 39.22)

tongue (37.09)

uvula (39.62)

excision of tongue (37.1-37.3)

fistulectomy of mouth (39.42)

frenulectomy of lip (39.31)

frenulectomy of tongue (37.01)

39.4 Plastic repair of mouth (internal)

Excludes: correction of microstomia or macrostomia (98.61-98.69)

palatoplasty (39.51-39.59)

repair of cleft lip (98.61-98.69)

39.41 Suture of (traumatic) laceration of mouth

Stomatorrhaphy

39.42 Closure of fistula of mouth

Excludes: nasolabial fistulectomy (33.72)

oroantral fistulectomy (34.61)

oronasal fistulectomy (33.72)

39.49 Other repair of mouth

Correction of buccal deformity

Stomatoplasty

That with graft (skin) (mucosa)

39.5 Palatoplasty

39.51 Suture of (traumatic) laceration of palate

39.52 Correction of cleft palate

Dorrance operation
Langenbeck operation
Pharyngeal-flap operation
Push-back operation
Repair of cleft palate
Tongue-flap operation
Uranostaphylorrhaphy
Wardill operation

(with bone or skin graft)

Excludes: revision of cleft palate repair (39.53)

39.53 Revision of cleft palate repair

Secondary:

attachment of pharyngeal flap
lengthening procedure

39.59 Other plastic repair of palate

Plastic operation on palate (with graft)
Reconstruction of palate (with graft)

Excludes: fistulectomy of mouth (39.42)

39.6 Operations on uvula

39.61 Incision of uvula

Transection of uvula
Uvulotomy

39.62 Excision of uvula

Clipping of tip
Excision of lesion
Excisional biopsy
Uvulectomy (partial) (total)

} of uvula

39.63 Repair of uvula

Suture of uvula

*Excludes: that associated with cleft palate repair (39.52)
uranostaphylorrhaphy (39.52)*

39.69 Other operations on uvula NEC

39.8 Invasive diagnostic procedures on oral cavity

39.81 Biopsy of bony palate

Excludes: excisional biopsy (39.21)

39.82 Biopsy of uvula

Excludes: excisional biopsy (39.62)

39.83 Biopsy of unspecified structure of mouth

Excludes: excisional biopsy (39.39)

39.89 Other invasive diagnostic procedures on oral cavity

39.9 Other operations on mouth and face

39.91 Labial frenotomy

Clipping of frenum of lip

Division of labial frenum

That with suture

39.92 Incision of unspecified structure of mouth

Removal of foreign body by incision

Excludes: incision of:

gum (36.0)

lip (98.03-98.09)

palate (39.1)

salivary gland or duct (38.0)

tongue (37.93)

uvula (39.61)

removal of intraluminal foreign body without incision (12.11)

removal of penetrating foreign body without incision (12.39)

39.99 Other operations on oral cavity

Graft of buccal sulcus

Excludes: removal of intraluminal foreign body (12.11)

40 OPERATIONS ON TONSILS AND ADENOIDS

40.0 Incision and drainage of tonsil and peritonsillar structures

Drainage of:

parapharyngeal

peritonsillar

retropharyngeal

tonsillar

} abscess

Oral drainage

Transcervical drainage

40.1 Tonsillectomy without adenoidectomy

Sluder operation

40.2 Tonsillectomy with adenoidectomy

40.3 Excision of tonsil tag

40.4 Excision of lingual tonsil

40.5 Adenoidectomy without tonsillectomy

Excision of adenoid tag

40.7 Control of hemorrhage after tonsillectomy and adenoidectomy

Control of post-operative hemorrhage by:

fulguration

ligation

suture

40.8 Invasive diagnostic procedures on tonsils and adenoids

40.81 Biopsy of tonsils and adenoids

Excludes: excisional biopsy (40.92)

40.89 Other invasive diagnostic procedures on tonsils and adenoids

40.9 Other operations on tonsils and adenoids

40.91 Removal of foreign body from tonsil and adenoid by incision

Excludes: that without incision (12.02)

40.92 Excision of lesion of tonsil and adenoid

Excisional biopsy of tonsil and adenoid

40.99 Other operations on tonsils and adenoids NEC

41 OPERATIONS ON PHARYNX

*Includes: hypopharynx
nasopharynx
oropharynx
pharyngeal pouch
pyriform sinus*

41.0 Pharyngotomy

Aspiration of diverticulum

Drainage of:

nasopharyngeal abscess

pharyngeal bursa

That with removal of foreign body

Excludes: incision and drainage of retropharyngeal abscess (40.0)

removal of foreign body (without incision) (12.02)

41.1 Excision of branchial cleft cyst or vestiges

Excludes: branchial cleft fistulectomy (41.42)

excision of thyroglossal tract (19.6)

41.2 Excision or destruction of lesion or tissue of pharynx

Excision of:

nasopharyngeal cyst

parapharyngeal tumor

pharyngeal bands

pharyngoesophageal diverticulum

Excisional biopsy of pharynx

Hypopharyngeal diverticulectomy

Pharyngectomy (partial)

Removal of pharyngeal calculus

Excludes: fistulectomy (41.43)

laryngopharyngectomy (42.3)

41.3 Plastic operation on pharynx

Correction of nasopharyngeal atresia

Pharyngeal reconstruction

Pharyngoplasty

Plastic repair of hypopharyngeal stenosis

Excludes: attachment of pharyngeal flap (39.53)

elevation of pharyngeal flap (39.53)

41.4 Other repair of pharynx

41.41 Suture of (traumatic) laceration of pharynx

41.42 Closure of branchial cleft fistula

Branchial cleft fistulectomy

41.43 Closure of other fistula of pharynx

Pharyngoesophageal fistulectomy

41.44 Freeing of pharyngeal adhesions

Lysis of nasopharyngeal adhesions

Lysis of pharyngeal adhesions

41.49 Other repair of pharynx NEC

41.8 Invasive diagnostic procedures on pharynx

41.81 Pharyngeal biopsy

Biopsy of supraglottic mass

Excludes: excisional biopsy(41.2)

41.82 Contrast radiogram of nasopharynx

41.89 Other invasive diagnostic procedures on pharynx

41.9 Other operations on pharynx


*Excludes: insertion of radium into pharynx and nasopharynx
(06.34)*

41.91 Dilation of pharynx

Nasopharynx (choanae) dilation

41.92 Division of glossopharyngeal nerve

41.99 Other operations on pharynx NEC



VII. OPERATIONS ON THE RESPIRATORY SYSTEM

42 EXCISION OF LARYNX

42.0 Excision or destruction of lesion or tissue of larynx

42.01 Marsupialization of laryngeal cyst

42.09 Other excision or destruction of lesion or tissue of larynx

Excision of lesion of:

epiglottis

vocal cords

Excisional biopsy of larynx

Stripping of vocal cords

Excludes: laryngeal fistulectomy (43.52)
laryngotracheal fistulectomy (43.52)

42.1 Hemilaryngectomy (anterior) (lateral)

42.2 Other partial laryngectomy

42.21 Epiglottidectomy

42.22 Vocal cordectomy

Excision of vocal cords (submucous)

Submucous resection of vocal cords

Excludes: ventriculocordectomy (42.29)

42.29 Other partial laryngectomy NEC

Arytenoidectomy

Cricoidectomy

Cricothyroidectomy

Excision of laryngeal cartilage

Laryngectomy, unqualified

Thyrocricoidectomy

Ventriculocordectomy

42.3 Complete laryngectomy

Concomitant tracheostomy
Laryngopharyngectomy
En bloc excision
Extirpation
Thyroidectomy with block dissection
Wide field laryngectomy

} of larynx

Excludes: that with radical neck dissection (42.4)

42.4 Radical laryngectomy

Complete (total) laryngectomy with radical neck dissection
Concomitant tracheostomy
That with thyroidectomy

43 OTHER OPERATIONS ON LARYNX AND TRACHEA

43.0 Injection of larynx

Injection into larynx (silicone) (Teflon)
Injection into vocal cords

43.1 Temporary tracheostomy

Cricothyrectomy
Cricotomy
Cricotracheotomy
Emergency cricothyroidotomy
Emergency tracheostomy
Intercricothyroidotomy
Laryngotracheotomy (temporary)
Temporary laryngostomy
Temporary laryngotracheostomy
Thyrocricotomy
Tracheocricotomy
Tracheolaryngotomy
Tracheostomy, unqualified
Vicq D'Azyl's operation

43.2 Permanent tracheostomy

43.21 Mediastinal tracheostomy

43.29 Other permanent tracheostomy

Fistulization of:
 larynx
 trachea
Laryngostomy, permanent
Laryngotracheostomy, permanent
Permanent:
 laryngotracheotomy
 tracheotomy

Excludes: that with laryngectomy (42.3, 42.4)

43.3 Other incision of larynx or trachea

Exploration of larynx or trachea
Incision (and drainage) of larynx
Incision of trachea
Laryngocentesis
Laryngofissure
Laryngotomy
Laryngeal puncture
Removal of foreign body by incision
Thyreochondrotomy
Thyrotomy
Tracheofissure
Vocal cordotomy

*Excludes: removal of foreign body (without incision) from larynx (12.03)
removal of foreign body (without incision) from trachea (12.04)*

43.4 Local excision or destruction of lesion or tissue of trachea

Electrocoagulation of lesion or tissue of trachea (by bronchoscopy)
Excisional biopsy of trachea
Local excision or destruction of lesion of trachea by fulguration
Resection and reanastomosis of trachea

*Excludes: fistulectomy, laryngotracheal (43.52)
fistulectomy, tracheoesophageal (43.63)*

43.5 Repair of larynx

43.51 Suture of (traumatic) laceration of larynx

43.52 Closure of fistula of larynx

Laryngotracheal fistulectomy

Closure of artificial opening of larynx

Take down of laryngostomy

43.53 Revision of laryngostomy

43.54 Repair of laryngeal fracture

43.59 Other repair of larynx

Arytenoidopexy

Graft of larynx

Insertion of plate or keel

Laryngoplasty

Repair of epiglottis

Thyrotomy with tantalum plate

Transposition of vocal cords

Vocal cordopexy

Excludes: construction of artificial larynx (43.65)

43.6 Repair and plastic operations on trachea

43.61 Suture of (traumatic) laceration of trachea

43.62 Closure of tracheostomy

Closure of:

tracheal stoma

tracheostomy

Take-down of tracheostomy

43.63 Closure of other fistula of trachea

Tracheal fistulectomy

Tracheoesophageal fistulectomy

Excludes: laryngotracheal fistulectomy (43.52)

- 43.64 Revision of tracheostomy
- 43.65 Construction of artificial larynx and reconstruction of trachea (with graft)
 - Insertion of:
 - artificial pharyngeal valve
 - valved tube
 - Tracheoplasty with artificial larynx
- 43.69 Other repair and plastic operations on trachea
 - Tracheoplasty

43.8 Invasive diagnostic procedures on larynx and trachea

- 43.81 Biopsy of larynx
 - Excludes: excisional biopsy (42.09)*
- 43.82 Biopsy of trachea
 - Excludes: excisional biopsy (43.4)*
- 43.83 Contrast laryngogram
- 43.84 Other invasive diagnostic procedures on larynx
- 43.85 Other invasive diagnostic procedures on trachea

43.9 Other operations on larynx and trachea

- 43.91 Division of (superior) laryngeal nerve
- 43.92 Freeing of adhesions of trachea or larynx
 - Lysis of laryngeal or tracheal adhesions
- 43.93 Replacement of laryngeal or tracheal stent
- 43.94 Injection of locally acting therapeutic substance into trachea

43.95 Other operations on larynx

Dilation
Division of congenital web
Removal of keel, plate, or stent } of larynx

43.96 Other operations on trachea

*Excludes: removal of tracheostomy tube (11.37)
replacement of tracheostomy tube (11.23)*

44 EXCISION OF BRONCHUS AND LUNG

44.0 Local excision or destruction of lesion or tissue of bronchus

Excision of bronchogenic cyst
Excision of lesion NOS
Excisional biopsy of bronchus
That by bronchoscopy

Excludes: fistulectomy (45.42)

44.1 Other excision of bronchus

Code also associated bronchoplasty (45.43)

44.11 Block dissection of bronchus

Block (en bloc) dissection of brachial plexus, bronchus,
intercostal structure, ribs (transverse process), and
sympathetic nerves

44.19 Other excision of bronchus NEC

Resection (wide sleeve) of bronchus

44.2 Local excision or destruction of lesion or tissue of lung

44.21 Plication of emphysematous bleb

Stapling of bleb

44.29 Other local excision or destruction of lesion or tissue of lung

Excision of:
cyst
empyema pocket
pulmonary fibrosis
lesion NOS
tumor

Excisional biopsy of lung

Local destruction of lesion of lung by cautery

Excludes: wide excision of lesion of lung (44.3)

44.3 Segmental resection of lung (basilar) (superior)

Apicectomy
Excision of accessory lung
Lingulectomy
Partial lobectomy
Segmentectomy
Wedge resection
Wide excision of lesion

} of lung

44.4 Lobectomy of lung

Complete lobectomy
Partial pneumonectomy
Removal of:
left
lower
middle
right
upper

} lobe of lung

That with segmental resection of adjacent lobes of lung

44.5 Complete pneumonectomy

Excision of lung NOS
Extended pneumonectomy
Pneumonectomy NOS
Radical pneumonectomy
That with radical (mediastinal) dissection
With associated mediastinotomy

44.9 Other excision of lung

*Excludes: biopsy (45.81-45.84)
pulmonary decortication (46.41)*

45 OTHER OPERATIONS ON BRONCHUS AND LUNG

45.0 Incision of bronchus

Bronchotomy
Incision of bronchus for:
 drainage
 exploration
 removal of foreign body

*Excludes: removal of intraluminal foreign body without incision
(12.05)*

45.1 Incision of lung

Cavernostomy
Pneumonotomy
Incision of lung for:
 drainage (closed) (open)
 exploration
 removal of foreign body

Excludes: puncture of lung (45.94)

45.2 Surgical collapse of lung

45.21 Destruction of phrenic nerve for collapse of lung

Avulsion	}	of phrenic nerve for collapse of lung
Crushing		
Division		
Resection		
Phrenemphraxis	}	for collapse of lung
Phrenicectomy		
Phrenicoexeresis		
Phrenicotomy		
Phrenicotripsy		

45.22 Artificial pneumothorax for collapse of lung

Extrapleural	}	pneumothorax
Induced		
Injection		
Surgical		
Therapeutic		

45.23 Pneumoperitoneum for collapse of lung

45.24 Thoracoplasty for collapse of lung

Wilms operation

45.29 Other surgical collapse of lung

Adhesiolysis	}	for collapse
Apicolysis		
Freeing of adhesions		
Thoracectomy		
Thoracolysis		
Thoracostomy		
Collapse of lung NOS		
Delorme operation		
Estlander operation		
Fowler operation		
Oleothorax		
Plombage of lung		
Schede's operation		
Semb operation		
Tuffier operation		

45.3 Freeing of adhesions of lung and chest wall

Pneumonolysis
Thoracolysis

Excludes: that for collapse of lung (45.29)

45.4 Repair and plastic operations on bronchus and lung

45.41 Suture of (traumatic) laceration of bronchus

Bronchorrhaphy

45.42 Closure of bronchial fistula

Closure of bronchostomy

Fistulectomy:

- bronchocutaneous
- bronchopleural
- bronchoesophageal
- bronchovisceral

Excludes: closure of bronchomediastinal fistula (46.63)
closure of bronchopleuromediastinal fistula
(46.63)

45.43 Other repair and plastic operation on bronchus

- Bronchial anastomosis
- Bronchotracheal anastomosis
- Bronchoplasty
- Bronchostomy
- Reconstruction of bronchus
- Repair of bronchus NOS

45.44 Suture of (traumatic) laceration of lung

45.45 Other repair and plastic operation on lung

Excludes: closure of pleural fistula (46.63)

45.5 Lung transplant

Homotransplant of lung

45.8 Invasive diagnostic procedures on bronchus and lung

45.81 Biopsy of bronchus by bronchoscopy

45.82 Other biopsy of bronchus

Excludes: excisional biopsy (44.0)

45.83 Percutaneous (needle) biopsy of lung

45.84 Other biopsy of lung

Biopsy by open operation

Excludes: excisional biopsy (44.29)

45.85 Endotracheal bronchogram

45.86 Other contrast bronchogram

That by transsericoid injection

45.87 Other invasive diagnostic procedures on bronchus

45.88 Other invasive diagnostic procedures on lung

45.9 Other operations on bronchus and lung

45.91 Bronchial dilation

45.92 Ligation of bronchus

45.93 Other operations on bronchus

45.94 Puncture of lung

Aspiration

Needle aspiration } of lung

Pneumocentesis }

Excludes: needle biopsy (45.83)

45.95 Other operations on lung

**46 OPERATIONS ON CHEST WALL, PLEURA, MEDIASTINUM,
AND DIAPHRAGM**

46.0 Incision of chest wall and pleura

46.01 Incision of chest wall

Extrapleural drainage
Removal of extrapleural foreign body by incision

*Excludes: incision of pleura (46.09)
removal of foreign body without incision
(12.43)*

46.02 Exploratory thoracotomy

46.03 Reopening of recent thoracotomy site

That for:
control of hemorrhage
examination

46.04 Insertion of intercostal catheter (with water seal) for drainage

Closed thoracic drainage
Insertion of chest tube for drainage

46.09 Other incision of pleura

Creation of pleural window for drainage

Incision of pleura for:

control of hemorrhage (chest) (intrapleural) (pleural)
(thorax)
drainage of thorax without tube, open
exploration (intrathoracic) (lung) (pleura)
removal of foreign body (pleural) (thoracic)

Incision of pleura NOS

Incision of pleural scar

Incision of pleura with rib resection

Intercostal stab

Thoracotomy

Thoracostomy

Thoracotomy

} without collapse

*Excludes: that for collapse of lung (45.22)
transpleural thoracoscopy (46.81)*

46.1 Incision of mediastinum

Incision of mediastinum for:
 drainage
 exploration
 removal of foreign body
Mediastinotomy

Excludes: mediastinoscopy (46.82)
 mediastinotomy associated with pneumonectomy
 (44.5)

46.2 Excision or destruction of lesion or tissue of mediastinum

Excision of:
 granuloma
 hemangioma
 leiomyoma
 lipoma
Excisional biopsy of mediastinum

Excludes: fistulectomy (46.63)

46.3 Excision or destruction of lesion of chest wall

Concomitant excision of rib(s)
Excision of:
 lesion of muscle of chest wall
 lesion of thorax
 lipoma of pleural space
Excisional biopsy of lesion of chest wall
Resection of chest wall

Excludes: costectomy not incidental to thoracic procedure (89.80)
 excision of lesion of cartilage (92.2)
 excision of lesion of skin (98.12)
 fistulectomy (46.63)

46.4 Pleurectomy

46.41 Decortication of lung (partial) (total)

 Pulmonary decortication

46.49 Other excision of pleura

Excision of:
lesion } of pleura
scar }
Excisional biopsy of pleura

Excludes: fistulectomy(46.63)

46.5 Scarification of pleura

Formation of pleural adhesions
Obliteration of pleural cavity
Pleural abrasion
Pleural symphysis
Pleurodesis
Poudrage

46.6 Repair of chest wall

46.61 Suture of (traumatic) laceration of chest wall

*Excludes: suture of skin and subcutaneous tissue alone
(98.2)*

46.62 Closure of thoracostomy

46.63 Closure of other fistula of thorax

Closure or fistulectomy of:
bronchomediastinal
bronchopleuromediastinal
esophagopleurocutaneous
hepatopleural
hepatopulmonary
mediastinocutaneous
pleural } fistula

46.64 Repair of pectus deformity

Correction of:
funnel chest
pectus carinatum
pectus excavatum
pigeon breast } (with implant)

- 46.69 Other repair of chest wall
 - Silastic (mesb) implant in chest wall

46.7 Operations on diaphragm

- 46.71 Excision of lesion or tissue of diaphragm
 - Excisional biopsy of diaphragm
- 46.72 Suture of (traumatic) laceration of diaphragm
- 46.73 Closure of fistula of diaphragm

Repair of:

abdominothoracic	}	fistula
thoracoabdominal		
thoracicogastric		
thoracointestinal		

- 46.74 Other repair of diaphragm

Phrenoplasty
Reconstruction of diaphragm
Repair of diaphragm NOS

Excludes: repair of diaphragmatic hernia (65.7, 65.8)

- 46.75 Insertion of diaphragmatic pacemaker
- 46.79 Other operations on diaphragm

Drainage

46.8 Invasive diagnostic procedures on chest wall, pleura, mediastinum, and diaphragm

- 46.81 Thoracoscopy, transpleural
- 46.82 Mediastinoscopy
- 46.83 Biopsy of chest wall

Excludes: excisional biopsy (46.3)

- 46.84 Pleural biopsy
Excludes: excisional biopsy (46.49)
- 46.85 Percutaneous (needle) biopsy of mediastinum
- 46.86 Other mediastinal biopsy
Excludes: excisional biopsy (46.2)
- 46.87 Biopsy of diaphragm
Excludes: excisional biopsy (46.71)
- 46.88 Other invasive diagnostic procedures on chest wall,
pleura, and diaphragm
- 46.89 Other invasive diagnostic procedures on mediastinum
Mediastinal pneumogram

46.9 Other operations on thorax

- 46.91 Thoracentesis
Aspiration of pleural cavity
Chest tap
Pleural aspiration
Pleurocentesis
Puncture of pleural cavity
Tap of thorax
Thoracocentesis
- 46.92 Injection into thoracic cavity
Excludes: that for collapse of lung (45.22)
- 46.93 Pleuropexy
- 46.94 Repair of pleura
Suture of pleura
- 46.99 Other operations on thorax NEC

VIII. OPERATIONS ON THE CARDIOVASCULAR SYSTEM

47 OPERATIONS ON VALVES AND SEPTA OF HEART

*Includes: sternotomy approach (median) (transverse)
thoracotomy approach*

*Code also cardiopulmonary bypass (extracorporeal circulation)
(heart-lung machine) (51.61)*

47.0 Closed heart valvotomy

Commissurotomy:	Transatrial valvotomy
closed technique	Transventricular valvotomy
transatrial	Valvulotomy:
transventricular	closed technique

Digital opening of valve

Dilation of valve

Excludes: percutaneous (balloon) valvuloplasty (47.91)

47.01 Closed heart valvotomy, unspecified valve

47.02 Closed heart valvotomy, mitral valve

47.03 Closed heart valvotomy, aortic valve

47.04 Closed heart valvotomy, tricuspid valve

47.05 Closed heart valvotomy, pulmonary valve

Brock's operation (transventricular closed pulmonary valvotomy)

47.1 Open heart valvuloplasty without replacement

Open heart valvotomy

*Code also cardiopulmonary bypass (extracorporeal circulation)
(heart-lung machine) (51.61)*

Excludes: that associated with repair of:

endocardial cushion defect (47.55, 47.64, 47.74)

valvular defect associated with atrial and

ventricular septal defects (47.55, 47.64, 47.74)

percutaneous (balloon) valvuloplasty (47.91)

- 47.11 Open heart valvuloplasty without replacement,
unspecified valve
- 47.12 Open heart valvuloplasty of mitral valve without
replacement
- Hinging
Mobilization
Suture of isolated cleft
- 47.13 Open heart valvuloplasty of aortic valve without
replacement
- 47.14 Open heart valvuloplasty of tricuspid valve without
replacement
- 47.15 Open heart valvuloplasty of pulmonary valve without
replacement

47.2 Valvuloplasty with replacement of heart valve

Excision of valve with replacement

*Code also cardiopulmonary bypass (extracorporeal circulation)
(heart-lung machine) (51.61)*

*Excludes: that associated with repair of:
endocardial cushion defect (47.55, 47.64, 47.74)
valvular defect associated with atrial and
ventricular septal defects (47.55, 47.64, 47.74)*

- 47.21 Replacement of unspecified heart valve
- Repair of unspecified heart valve with graft or prosthetic
implant
- 47.22 Replacement of mitral valve with tissue graft
- Repair of mitral valve with tissue graft (autograft)
(heterograft) (homograft)

- 47.23 Other replacement of mitral valve
- Repair of mitral valve with replacement:
NOS
prosthetic (partial) (synthetic) (total)
- 47.24 Replacement of aortic valve with tissue graft
- Repair of aortic valve with tissue graft (autograft)
(heterograft) (homograft)
- 47.25 Other replacement of aortic valve
- Repair of aortic valve with replacement:
NOS
prosthetic (partial) (synthetic) (total)
- 47.26 Replacement of tricuspid valve with tissue graft
- Repair of tricuspid valve with tissue graft (autograft)
(heterograft) (homograft)
- 47.27 Other replacement of tricuspid valve
- Repair of tricuspid valve with replacement:
NOS
prosthetic (partial) (synthetic) (total)
- 47.28 Replacement of pulmonary valve with tissue graft
- Repair of pulmonary valve with tissue graft (autograft)
(heterograft) (homograft)
- 47.29 Other replacement of pulmonary valve
- Repair of pulmonary valve with replacement:
NOS
prosthetic (partial) (synthetic) (total)

47.3 Operations on structures adjacent to valves

*Code also cardiopulmonary bypass (extracorporeal circulation)
(heart-lung machine) (51.61)*

47.31 Operations on papillary muscle

Division }
Reattachment } of papillary muscle
Repair }

47.32 Operations on chordae tendineae

Division }
Repair } of chordae tendineae

47.33 Annuloplasty

Plication of annulus

47.34 Infundibulectomy

Right ventricular infundibulectomy

47.35 Operations on trabeculae corneae cordis

Division }
Excision } of trabeculae corneae cordis
Excision of aortic subvalvular (fibrous) ring

47.39 Operations on other structures adjacent to valves of heart

Repair of sinus of valsalva (aneurysm)

47.4 Production of septal defect in heart

47.41 Production of septal defect in heart, not otherwise specified

47.42 Enlargement of existing atrial septal defect

Rashkind procedure
Septostomy (atrial) (balloon)

47.43 Creation of septal defect in heart

Ballock-Hanlon operation

47.5 Repair of atrial and ventricular septa with prosthesis

Repair with synthetic implant or patch (Dacron) (plastic) (Teflon)

*Code also cardiopulmonary bypass (extracorporeal circulation)
(heart-lung machine) (51.61)*

47.51 Repair of unspecified septal defect with prosthesis

*Excludes: that associated with repair of:
 endocardial cushion defect (47.55)
 septal defect associated with valvular defect
 (47.55)*

**47.52 Repair of atrial septal defect with prosthesis, open
technique**

Atrioseptoplasty	}	with prosthesis
Correction of atrial septal defect		
Repair:		
foramen ovale (patent) ostium secundum defect		

*Excludes: that associated with repair of:
 atrial septal defect associated with valvular
 and ventricular septal defects (47.55)
 endocardial cushion defect (47.55)*

**47.53 Repair of atrial septal defect with prosthesis, closed
technique**

Insertion of atrial septal umbrella (King-Mills)

47.54 Repair of ventricular septal defect with prosthesis

Correction of ventricular septal defect	}	with prosthesis
Repair of supra-cristal defect.		
Ventriculoseptoplasty		

Excludes: that associated with repair of;
endocardial cushion defect (47.55)
ventricular defect associated with valvular and atrial septal defects (47.55)

47.55 Repair of endocardial cushion defect with prosthesis

Repair of:	}	with prosthesis (grafted to septa)
atrial septal defect associated with valvular and ventricular septal defects		
atrioventricular canal:		
complete		
partial (persistent)		
ostium primum defect		
valvular defect associated with atrial and ventricular septal defects		
ventricular septal defect associated with atrial septal and ventricular defects		

Excludes: repair of isolated-
atrial septal defect (47.52, 47.53)
valvular defect (47.21, 47.23, 47.25, 47.27, 47.29)
ventricular septal defect (47.54)

47.6 Repair of atrial and ventricular septa with tissue graft

*Code also cardiopulmonary bypass (extracorporeal circulation)
(heart-lung machine) (51.61)*

47.61 Repair of unspecified septal defect with tissue graft

*Excludes: that associated with repair of:
endocardial cushion defect (47.64)
septal defect associated with valvular defect
(47.64)*

47.62 Repair of atrial septal defect with tissue graft

Atrioseptoplasty
Correction of atrial septal defect
Repair: } with tissue graft
 foramen ovale (patent)
 ostium secundum defect

*Excludes: that associated with repair of:
atrial septal defect associated with valvular
and ventricular septal defects (47.64)
endocardial cushion defect (47.64)*

47.63 Repair of ventricular septal defect with tissue graft

Correction of ventricular
 septal defect
Repair of supracristal defect
Ventriculoseptoplasty } with tissue graft

*Excludes: that associated with repair of:
endocardial cushion defect (47.64)
ventricular defect associated with valvular
and atrial septal defects (47.64)*

47.64 Repair of endocardial cushion defect with tissue graft

Repair of:

atrial septal defect associated
with valvular and ventricular
septal defects
atrioventricular canal:
complete
partial (persistent)
ostium primum defect
valvular defect associated with
atrial and ventricular
septal defects
ventricular septal defect
associated with atrial septal
and valvular defects

} with tissue graft

Excludes: repair of isolated:

atrial septal defect (47.62)

*valvular defect (47.21, 47.22, 47.24, 47.26,
47.28)*

ventricular septal defect (47.63)

47.7 Other and unspecified repair of atrial and ventricular septa

*Code also cardiopulmonary bypass (extracorporeal circulation)
(heart-lung machine) (51.61)*

47.71 Other and unspecified repair of unspecified septal defect

Repair of septal defect NOS

Excludes: that associated with repair of:

endocardial cushion defect (47.74)

*septal defect associated with valvular defect
(47.74)*

47.72 Other and unspecified repair of atrial septal defect

Atrioseptopexy
Atrioseptoplasty NOS
Repair NOS of:
atrial septum
foramen ovale
ostium secundum defect

*Excludes: that associated with repair of:
atrial septal defect associated with valvular
and ventricular septal defects (47.74)
endocardial cushion defect (47.74)*

47.73 Other and unspecified repair of ventricular septal defect

Repair NOS of:
supracristal defect
ventricular septum
Ventriculoseptopexy
Ventriculoseptoplasty NOS

*Excludes: that associated with repair of:
endocardial cushion defect (47.74)
ventricular septal defect associated with
valvular and atrial septal defects (47.74)*

47.74 Other and unspecified repair of endocardial cushion defect

Repair NOS of:

atrial septal defect associated with valvular and ventricular septal defects

atrioventricular canal:

complete

partial

ostium primum defect

valvular defect associated with atrial and ventricular septal defects

ventricular septal defect associated with atrial septal and valvular defects

Excludes: repair of isolated:

atrial septal defect (47.72)

valvular defect (47.21, 47.23, 47.25, 47.27, 47.29)

ventricular septal defect (47.73)

47.8 Total repair of certain congenital cardiac anomalies

Note: for partial repair of defect (e.g., repair of atrial septal defect in tetralogy of Fallot) - code to specific procedure

47.81 Total repair of tetralogy of Fallot

One-stage total correction of tetralogy of Fallot with or without:

commissurotomy of pulmonary valve

infundibulectomy

outflow tract prosthesis

patch graft of outflow tract

prosthetic tube for pulmonary artery

repair of ventricular septal defect (with prosthesis)

takedown of previous systemic-pulmonary artery anastomosis

47.82 Total repair of total anomalous pulmonary venous connection

One-stage total correction of total anomalous pulmonary venous connection with or without:

anastomosis between (horizontal) common pulmonary trunk and posterior wall of left atrium (side-to-side)

enlargement of foramen ovale

incision (excision) of common wall between posterior left atrium and coronary sinus and roofing of resultant defect with patch graft (synthetic)

ligation of venous connection (descending anomalous vein) (to left innominate vein) (to superior vena cava)

repair of atrial septal defect (with prosthesis)

47.83 Total repair of truncus arteriosus

One-stage total correction of truncus arteriosus with or without:

construction (with aortic homograft) (with prosthesis) of a pulmonary artery placed from right ventricle to arteries supplying the lung

ligation of connections between aorta and pulmonary artery

repair of ventricular septal defect (with prosthesis)

47.9 Other operations on valves and septa of heart

*Code also cardiopulmonary bypass (extracorporeal circulation)
(heart-lung machine) (51.61)*

47.91 Interatrial transposition of venous return

Baffle:
atrial
interatrial

Mustard operation

Resection of atrial septum and insertion of patch to direct
systemic venous return to tricuspid valve and
pulmonary venous return to mitral valve

**47.92 Creation of conduit between right ventricle and
pulmonary artery**

Shunt between right ventricle and (distal) pulmonary
artery

*Excludes: that associated with total repair of truncus
arteriosus (47.83)*

47.93 Creation of conduit between left ventricle and aorta

Apicoaortic shunt
Shunt between apex of left ventricle and aorta

47.94 Revision of corrective procedure on heart

Replacement of prosthetic valve poppet
Resuture of prosthesis of:
septum
valve

*Excludes: complete revision - code to specific procedure
replacement of prosthesis or graft of:
septum (47.51-47.64)
valve (47.21-47.29)*

47.95 Other operations on septa of heart

47.96 Other operations on valves of heart

47.97 Percutaneous (balloon) valvuloplasty

48 OPERATIONS ON VESSELS OF HEART

*Includes: sternotomy approach / median / (transverse)
thoracotomy approach*

Code also cardiopulmonary bypass (extracorporeal circulation) (heart-lung machine) (51.61)

48.0 Removal of coronary artery obstruction

Coronary (artery):	That with:
endarterectomy	angioplasty
thromboendarterectomy	graft (patch) (pericardium)
Direct relief of coronary	(vein)
artery obstruction	repair (patch)
Gas endarterectomy of coronary	
(artery)	

48.1 Bypass anastomosis for heart revascularization

Revascularization (direct):
 cardiac
 coronary
 heart muscle
 myocardial

48.11 Aortocoronary bypass for heart revascularization,
unqualified

That with:
 catheter stent
 saphenous vein graft (SVG) (allograft) (autograft)
 (homograft)

48.12 Aortocoronary bypass of one coronary artery

That with:
 catheter stent
 saphenous vein graft (SVG) (allograft) } to one coronary
 (autograft) (homograft) } artery

- 48.0 Removal of coronary artery obstruction
- 48.01 Removal of coronary artery obstruction
unqualified
- 48.02 Percutaneous transluminal coronary
angioplasty [PTCA] without mention of
thrombolytic agent
- Balloon angioplasty, coronary NOS
- 48.03 Percutaneous transluminal coronary
angioplasty [PTCA] with thrombolytic
agent
- That with infusion of thrombolytic agent
[streptokinase]
- 48.04 Open chest coronary artery angioplasty
- Coronary:
endarterectomy (with patch graft)
thromboendarterectomy (with patch graft)
- 48.05 Intracoronary artery thrombolytic infusion
- That by direct coronary artery injection,
infusion, or catheterization
- Excludes: that administered intravenously
(13.59)
that associated with any
procedure in 48.03 or 48.04
- 48.09 Other removal of coronary artery obstruction

48.13 Aortocoronary bypass of two coronary arteries

That with:

catheter stent
saphenous vein graft (SVG) (allograft)
(autograft) (homograft) } to two
coronary
arteries

48.14 Aortocoronary bypass of three coronary arteries

That with:

catheter stent
saphenous vein graft (SVG) (allograft)
(autograft) (homograft) } to three
coronary
arteries

48.15 Aortocoronary bypass of four or more coronary arteries

That with:

catheter stent
saphenous vein graft (SVG) (allograft)
(autograft) (homograft) } to four or more
coronary
arteries

48.16 Single (internal) mammary-coronary artery bypass

Anastomosis or implantation:

(internal) mammary artery to coronary artery NOS

(internal) thoracic artery to coronary artery NOS

Single anastomosis or implantation:

(internal) mammary artery to coronary artery

(internal) thoracic artery to coronary artery

48.17 Double (internal) mammary-coronary artery bypass

Anastomosis, double:

(internal) mammary artery to coronary artery

(internal) thoracic artery to coronary artery

Implantation double:

(internal) mammary artery to coronary artery

(internal) thoracic artery to coronary artery

48.19 Other bypass anastomosis for heart revascularization

Heart revascularization NOS

48.2 Heart revascularization by arterial implant

Anastomosis, internal mammary artery (internal thoracic artery) to myocardium

Implantation:

aortic branches (ascending aortic branches) into heart muscle

blood vessels into myocardium

internal mammary artery (internal thoracic artery) (mammary artery) into:

heart muscle

myocardium

ventricle

ventricular wall

Indirect vascularization

Operation:

Effler, heart (modification)

Sewell, heart (modification)

Vineberg, heart

Revascularization, indirect:

cardiac

coronary

heart muscle

myocardium

Transplantation, mammary artery to:

myocardium

ventricle

ventricular wall

Excludes: implantation of mammary artery (single) (double) to coronary artery (48.16, 48.17)

48.3 Other heart revascularization

- Abrasion:
 - epicardial surface
 - epicardium
- Beck 1 operation (procedure)
- Cardiomyopexy
- Cardio-omentopexy
- Cardiopericardiopexy
- Cardiopneumopexy
- Cardiosplenopexy
- Creation of adhesions, pericardium
- Epicardiectomy
- Formation of adhesions, pericardium
- Heart (myocardium) revascularization by graft:
 - fat
 - lung
 - mediastinal fat to myocardium
 - muscle
 - omentum
- Intrapericardial poudrage
- Introduction of irritants into pericardial sac:
 - phenol
 - silicates
 - talc
- Ligation of:
 - coronary sinus
 - internal mammary artery (bilateral)
- Myocardial grafts:
 - mediastinal fat
 - omentum
 - peeloral muscles
- Poudrage, intrapericardial
- Scarification, intrapericardial

48.9 Other operations on vessels of heart

- 48.91 Repair of aneurysm of coronary vessel
- 48.92 Angiocardiology, unqualified
 - Cineangiocardiology NOS
 - Selective angiocardiology NOS

48.93 Angiocardiography of right heart structures

Angiocardiography of:
pulmonary valve
right atrium
right ventricle
right ventricular outflow tract

*Excludes: that combined with left heart
angiocardiography (48.95)*

48.94 Angiocardiography of left heart structures

Angiocardiography of:
aortic valve
left atrium
left ventricle
left ventricular outflow tract

*Excludes: that combined with right heart
angiocardiography (48.95)*

48.95 Combined right and left heart angiocardiography

48.96 Coronary arteriography using a single catheter

Coronary arteriography, Sones technique
Direct, selective coronary arteriography using a single
catheter

48.97 Coronary arteriography using two catheters

Coronary arteriography:
Judkins technique
Ricketts and Abrams technique
Direct, selective coronary arteriography using two
catheters

48.98 Other coronary arteriography

Cardiac roentgenography with injection of carbon dioxide
Coronary arteriography NOS
Negative-contrast cardiac roentgenography

48.99 Other operations on vessels of heart NEC

Coronary artery:

exploration

incision

ligation

Ligation:

coronary arteriovenous fistula

coronary artery (left)

Reimplantation of coronary artery into aorta

Repair of arteriovenous fistula, coronary artery

49 OTHER OPERATIONS ON HEART AND PERICARDIUM

Code also cardiopulmonary bypass (extracorporeal circulation) (heart-lung machine) (51.61)

49.0 Pericardiocentesis

Aspiration:

diagnostic

drainage

of wound

} of pericardium

Cardiocentesis

Decompression of:

cardiac tamponade

heart

pericardium

Drainage of pericardium

Puncture of:

heart

pericardium

That with:

decompression

drainage

49.1 Cardiomy and pericardiotomy

49.11 Incision of heart, unqualified

Adhesiolysis

Division of adhesions

Evacuation of hematoma

Exploration

Freeing of adhesions

Incision of hematoma

Lysis of adhesions

Removal of foreign body

Cardiolysis NOS

} of heart NOS

49.12 Cardiomy

Atrial thrombectomy

Atriotomy

Cardiomy:

atrial

endocardial

ventricular

Exploration:

atrial

endocardial

ventricular

Freeing of adhesions:

atrial

endocardial

ventricular

Incision:

atrial

endocardial

myocardial

ventricular

Removal of foreign body or hematoma:

atrial

endocardial

myocardial

ventricular

49.13 Pericardiomy

Division of adhesions

Exploration

Fenestration

Freeing of adhesions

Incision

Lysis of adhesions

Removal of:

foreign body

hematoma

Pericardial, window operation

Pericardiolysis

Pericardiomy

Window operation, pericardium

} of pericardium

49.2 Pericardiectomy

- | | |
|---|---|
| Decortication of:
heart
pericardium | Excision of:
cyst, pericardial
lesion of:
epicardium
pericardium
scar, pericardium |
| Delorme operation
(pericardiectomy) | Excisional biopsy of pericardium |
| Excision of:
adhesions, pericardium
constricting scar:
epicardium
pericardium | |

49.3 Excision of lesion of heart

49.31 Excision of aneurysm of heart

Aneurysmectomy of ventricle

49.39 Excision of other lesion of heart

Excision of:
akinetic area of heart
cardioma
diverticulum of ventricle of heart

Excision of:
lesion of:
atrium
myocardium
ventricle (heart)

Excisional biopsy of lesion of heart
Myocardectomy of infarct

49.4 Repair of heart and pericardium

Cardiorrhaphy
Pericardioplasty
Pericardiorrhaphy
Repair of ruptured aneurysm of heart
Suture of (traumatic) laceration of:
heart
pericardium

49.5 Heart transplantation

Homotransplant, heart
Orthotopic transplantation, heart

49.6 Implantation of heart assist system

49.61 Implant of pulsation balloon

Insertion of intra-aortic (pulsation) balloon (phase shift)

49.62 Implant of other heart assist system

Implant:
artificial heart
auxiliary ventricle
half heart

Insertion:
heart pump
Kantrowitz heart pump

49.63 Replacement and repair of heart assist system

49.64 Removal of heart assist system

Excludes: that with replacement of implant (49.63)

49.7 Implantation of cardiac pacemaker system

Emergency pacemaker

Implantation of:

battery pack	}	in	}	anterior abdominal wall
electronic stimulator				axillary pocket
generator pack				retropectoral pocket
pacemaker battery pack				subcutaneous pocket
pulse generator (battery)				

Partially implanted pacemaker system

Synchronous pacemaking system

Temporary pacemaker

Excludes: temporary pacemaker used during and immediately following cardiac surgery (51.64)

49.71 Pacemaker implantation NOS

49.72 Implantation of myocardial electrodes

Implantation of epicardial electrodes

Insertion of myocardial electrodes:

bipolar

monopolar

unipolar

That by:

mediastinotomy

thoracotomy approach

49.73 Implantation of endocardial electrodes

That by transvenous (percutaneous) approach

49.8 Removal or replacement of implanted cardiac pacemaker

49.81 Replacement of myocardial electrodes

Conversion of:

bipolar to unipolar (monopolar)

unipolar to bipolar

Repositioning of myocardial electrodes

Splicing of myocardial electrodes

Stabilization

That by thoracotomy approach

49.82 Replacement of endocardial electrodes

Repositioning of endocardial electrodes

Splicing of endocardial electrodes

Stabilization

That by transvenous (percutaneous) approach

49.83 Replacement of pulse generator

Adjustment of pacemaker

That for repair

49.84 Replacement of battery

49.74 Implantation of automatic cardioverter/
defibrillator.

That of:

lead(s) only

pulse generator only

total system (replacement)

Code also any cardiopulmonary

bypass (extracorporeal circulation)

(heart-lung machine) [51-63]

49.85 Removal of myocardial electrodes

Removal of pacemaker wires, myocardial
That by thoracotomy approach

*Excludes: that with removal of entire pacemaker system
(49.87)*

49.86 Removal of endocardial electrodes

Removal of pacemaker wires, endocardial
That by transvenous (percutaneous) approach

*Excludes: that with removal of entire pacemaker
system (49.87)*

49.87 Removal of cardiac pacemaker system without
replacement

Removal of pulse generator and electrodes without
replacement

49.9 Other operations on heart and pericardium

49.91 Open chest cardiac massage

Open cardiac resuscitation

Excludes: closed chest cardiac massage (13.73)

49.92 Injection of therapeutic substance into heart or
pericardium

49.93 Biopsy of heart

Excludes: excisional biopsy (49.3)

49.94 Biopsy of pericardium

Excludes: excisional biopsy (49.2)

49.88 Replacement or removal of automatic
cardioverter/defibrillator leads or
pulse generator

Replacement of:
leads
pulse generator

- 49.95 Right cardiac catheterization
Cardiac catheterization NOS
Excludes: that with catheterization of left heart (49.97)
- 49.96 Left cardiac catheterization
Excludes: that with catheterization of right heart (49.97)
- 49.97 Combined right and left cardiac catheterization
- 49.98 Other invasive diagnostic procedures on heart and pericardium
Cardioscopy
*Excludes: angiocardiology (48.92-48.95)
coronary arteriography (48.96-48.98)
diagnostic pericardiocentesis (49.0)*
- 49.99 Other operations on heart and pericardium NEC

50 INCISION, EXCISION, AND OCCLUSION OF VESSELS

Code also cardiopulmonary bypass (extra-corporeal circulation) (heart-lung machine) (51.61)

Excludes: that of coronary vessels (48.0-48.9)

The following fourth-digit subclassification is for use with appropriate categories in section 50, indicated by an asterisk, to indicate the site of the procedure:

- 1 *Intracranial vessels*
 - cerebral (anterior) (middle)*
 - Circle of Willis*
 - posterior communicating artery*
- 2 *Other vessels of head and neck*
 - carotid (common) (external) (internal) artery*
 - jugular (external) (internal) vein*

- 3 *Upper limb vessels*
 - axillary*
 - brachial*
 - radial*
 - ulnar*

- 4 *Aorta*
 - arch*
 - ascending*
 - descending*

- 5 *Other thoracic vessels*
 - innominate*
 - pulmonary (artery) (vein)*
 - subclavian*
 - vena cava, superior*

- 6 *Abdominal arteries*
 - celiac*
 - gastric*
 - hepatic*
 - iliac*
 - mesenteric*
 - renal*
 - splenic*
 - umbilical*

Excludes: abdominal aorta (4)

- 7 *Abdominal veins*
 - iliac*
 - portal*
 - splenic*
 - renal*
 - vena cava (inferior)*

- 8 *Lower limb vessels*
 - femoral (common) (superficial)*
 - popliteal*
 - saphenous (greater) (lesser)*
 - tibial*

- 9 *Unspecified site*

***50.0 Incision of vessel**

Angiotomy	That with removal of:
Embolectomy	embolus
Exploration	foreign body
Thrombectomy	phlebolith
	thrombus

Excludes: catheterization of artery (50.91)
catheterization of vein (50.92, 50.93)
puncture of artery or vein (50.98)

***50.1 Endarterectomy**

Enlargement of lumen of blood vessel	That with:
Gas endarterectomy	removal:
Intimectomy	embolus
That with:	thrombus
embolectomy	temporary bypass (shunt)
patch:	during procedure
arterioplasty	thrombectomy
graft (saphenous)	vein patch closure
	Thromboendarterectomy

***50.2 Resection of vessel with anastomosis**

Aneurysmectomy	}	with anastomosis (end-to- end) (end-to-side)
Aneurysmorrhaphy, by excision		
Angiectomy		
Excision of:		
aneurysm (arteriovenous)		
blood vessel (lesion)		
Repair of:		
aneurysm, by excision		
arteriovenous fistula, by excision		
Resection of blood vessel		
That for correction of coarctation of the aorta		

*See pages 200-201 for fourth-digit subclassification

***50.3 Resection of vessel with replacement**

Aneurysmectomy	}	with replacement (graft) (implant) (inter- position, end-to-end) (reconstruction)
Aneurysmorrhaphy, by excision		
Angiectomy		
Excision of:		
aneurysm (arteriovenous)		
blood vessel (lesion)		
Repair of:		
aneurysm, by excision		
arteriovenous fistula, by excision		
Resection of blood vessel		
Bypass, blood vessel		
Implant, tissue mandril:		
Dacron		
Spark's type		
That with:		
autogenous graft (artery) (pericardial patch)		
bypass (graft) (synthetic)		
graft (bypass) (implant)		
homograft (artery)		
synthetic implant (bypass):		
Dacron		
Nylon		
Orlon		
plastic		
Teflon		

**See pages 200-201 for fourth-digit subclassification*

***50.4 Ligation and stripping of varicose veins**

Division (with ligation)
Electrofulguration of varicose veins
Extirpation of varicose veins
Ligation of varicose veins
Linton operation, varicose veins
Phlebectomy, varicose
Stripping of varicose veins
Transection of varicose veins (with ligation)
Varicotomy
Venectomy, varicose

Excludes: ligation of varices:
esophageal (54.91)
gastric (56.91)
ligation of vena cava (50.6)

***50.5 Other excision of vessels**

Aneurysmectomy
Aneurysmorrhaphy, by excision
Excision of:
aneurysm (arteriovenous)
arteriovenous fistula
blood vessel NOS
lesion of blood vessel
Excisional biopsy of lesion of blood vessel
Repair of:
aneurysm, by excision
arteriovenous fistula, by excision
Resection of blood vessel
That for graft

Excludes: that with:
*graft replacement (*50.3)*
*implant (*50.3)*
*reanastomosis (*50.2)*

**See pages 200-201 for fourth-digit subclassification.*

50.6 Plication of vena cava

Antiembolic filter

Implant, vena cava:

 Mobitz-Uddin umbrella
 umbrella (device) (Mobitz-Uddin)

Insertion of implant, vena cava

Ligation of vena cava (inferior) (superior)

Plication of vena cava (inferior) (superior)

Sieve, vena cava

Vena cava sieve (operation)

***50.7 Other surgical occlusion of vessels**

Aneurysmorrhaphy by:

 ligation
 occlusion

Banding of blood vessel

Clamping of blood vessel

Division (with ligation) of:
 blood vessel

 ductus arteriosus (patent)

Embolization of arteriovenous fistula

Ligation of:

 aneurysm (arteriovenous)
 arteriovenous fistula
 blood vessel
 ductus arteriosus (patent)
 vascular pedicle of lung

Occlusion (ligation) and division of blood vessel NOS

Repair by ligation or occlusion of:

 aneurysm (arteriovenous)
 arteriovenous fistula
 fistula, arteriovenous

Suture (-ligation) of:

 aneurysmal sacculation
 blood vessel

Transection (with ligation) of blood vessel

... continued

**See pages 200-201 for fourth-digit subclassification*

***50.7 Other surgical occlusion of vessels - continued**

- Excludes:* adrenal vessels (20.33)
coronary vessels (48.0-48.99)
esophageal varices (54.91)
gastric or duodenal vessel for ulcer (56.31-56.33)
gastric varices (56.91)
meningeal vessels (15.13)
spermatic vein for varicocele (75.0)
that for control of postoperative hemorrhage (of)
 (following):
 bladder (69.93)
 nose (33.01-33.09)
 prostate (72.84)
 tonsil (40.6)
 vascular procedure (51.41)
thyroid vessel (19.92)

50.8 Selective angiography using contrast material

Arterial puncture for injection of contrast material
Arteriography
Injection of contrast material into artery and vein
Phlebography
Radiography of vessels
That by fluoroscopy
Venography

Note: the fourth-digit subclassification is used to indicate the site to be viewed, not the site of injection

- Excludes:* angiography using radioisotopes, radionuclides,
 or ultrasound (02.81-02.89, 06.01-06.19)
arteriography using radioisotopes, radionuclides,
 or ultrasound (02.81-02.89, 06.01-06.19)
cardiac angiography (48.92-48.95)
coronary arteriography (48.96-48.98)
fluorescein angiography of eye (09.12)
venography using radioisotopes, radionuclides,
 or ultrasound (02.81-02.89, 06.01-06.19)

50.80 Angiography using contrast material, site unspecified

*See pages 200-201 for fourth-digit subclassification

- 50.81 Angiography of cerebral vessels
 - Angiography of carotid (internal)
- 50.82 Aortography
 - Ascending
 - Arch
 - Descending
- 50.83 Angiography of pulmonary vessels
- 50.84 Angiography of other intrathoracic vessels
- 50.85 Angiography of renal vessels
- 50.86 Angiography of placenta
 - Placentogram using contrast material
- 50.87 Angiography of other intra-abdominal vessels
- 50.88 Angiography of femoral vessels
- 50.89 Angiography of other vessels NEC

50.9 Other invasive procedures on vessels

- 50.91 Arterial catheterization
- 50.92 Umbilical vein catheterization
- 50.93 Other venous catheterization
 - Excludes: that for cardiac catheterization (49.95-49.97)*
- 50.94 Central venous pressure monitoring
- 50.95 Other circulatory monitoring
 - Arterial pressure monitoring
 - Ventricular pressure (cardiac) monitoring
- 50.96 Venous cutdown

50.97 Biopsy of blood vessel

*Excludes: excisional biopsy of lesion of blood vessel
(*50.5)*

50.98 Other puncture of artery

Arterial puncture NOS

Excludes: that for:

angiography (50.80-50.89)

arteriography (50.80-50.89)

50.99 Other puncture of vein

For hyperalimentation

Venous puncture NOS

Excludes: that for:

angiocardiography (48.92-48.95)

angiography (50.80-50.89)

cardiac catheterization (49.95-49.97)

extracorporeal circulation (51.61, 62.92)

injecting:

sclerosing solution (51.91)

*therapeutic or prophylactic substance
(13.41-13.59)*

perfusion (51.96, 51.97)

transfusion (13.01-13.09)

venography (50.80-50.89)

51 OTHER OPERATIONS ON VESSELS

Excludes: those on coronary vessels (48.0-48.9)

51.0 Systemic to pulmonary artery shunt

Anastomosis:

- ascending aorta-pulmonary (artery)
- (descending) aorta-pulmonary (artery)
- left to right
- innominate-pulmonary (artery) (Blalock)
- pulmonary-aortic (Potts)
- subclavian-pulmonary (artery) (Blalock-Taussig)
- systemic-pulmonary artery

Creation (production) of left to right shunt

Correction of tetralogy of Fallot by anastomosis (shunt):

- aortopulmonary
- subclavian-pulmonary

Operation:

- Blalock
- Blalock-Taussig
- Potts-Smith
- Waterston (ascending) aorta-right pulmonary artery anastomosis)

Repair of tetralogy of Fallot by anastomosis (shunt):

- aortopulmonary
- subclavian pulmonary

Shunt:

- (descending) aorta-pulmonary (artery)
- left to right (systemic-pulmonary artery)
- pulmonary-innominate (artery)
- subclavian-pulmonary (artery)
- systemic-pulmonary (artery)

Systemic-pulmonary (artery) anastomosis:

- descending aorta-pulmonary (Potts-Smith)
- pulmonary-innominate (Blalock)
- subclavian-pulmonary (Blalock-Taussig)

That with graft

*Code also cardiopulmonary bypass (extracorporeal circulation)
(heart-lung machine) (51.61)*

51.1 Intra-abdominal venous anastomosis

Anastomosis:

- lienorenal
- mesenteric-caval
- portacaval
- portal decompression
- portal vein to (inferior)
vena cava
- splenic and renal veins
- splenorenal
- veins:

- mesenteric to vena cava (mesocaval)
- portal to (inferior) vena cava
- splenic and renal
- (inferior) vena cava to portal vein

Shunt:

- lienorenal
- portacaval (double)
- portal-systemic
- portal vein to vena cava
- splenorenal
- superior mesenteric-caval

Excludes: peritoneovenous shunt (66.94)

51.2 Other shunt or vascular bypass

That with prosthetic bypass graft:

- bovine heterograft
- Dacron (bifurcation) (sleeve) (straight) (Y) (patch)
- saphenous vein
- Weavnit

Excludes: extracorporeal bypass (during operation) (51.61)

51.21 Caval-pulmonary artery anastomosis

Anastomosis:

- caval-pulmonary (artery)
- pulmonary artery and superior vena cava
- vena cava (superior) and pulmonary

Glenn operation

Code also cardiopulmonary bypass (heart-lung machine) (51.61)

51.22 Aorta-subclavian-carotid bypass

Anastomosis, subclavian-aorta
Bypass (arterial) or graft:
aorta to carotid and brachial
aorta to subclavian and carotid
carotid to subclavian

51.23 Other intrathoracic shunt or bypass

Anastomosis, pulmonary vein and azygos vein
Intrathoracic (arterial) bypass graft NOS

Excludes: coronary artery bypass (48.11-48.17)

51.24 Aorta-renal bypass

Aortorenal bypass graft
Bypass:
aortorenal
renal artery
Y graft to renal arteries
Y graft, aorta to renal (arteries)

51.25 Aorta-iliac-femoral bypass

Bypass or graft:
aortofemoral
aortoiliac
aortoiliac to popliteal
aortopopliteal
iliofemoral (iliac-femoral)

51.26 Other intra-abdominal shunt or bypass

Bypass:
aortoceliac
aortic-superior mesenteric
common hepatic-common iliac-renal
Intra-abdominal (arterial) bypass graft NOS

Excludes: peritoneovenous shunt (66.94)

51.27 Arteriovenostomy for renal dialysis

Anastomosis, arteriovenous, for renal dialysis

Formation of arteriovenous fistula (peripheral) for renal (kidney) dialysis

Shunt:

Allen-Brown, arteriovenous
arteriovenous, for renal dialysis
peripheral, for renal dialysis

Code also dialysis (51.95)

51.29 Other (peripheral) shunt or bypass

Anastomosis:

arterial, with graft (bypass)
arteriovenous
artery, with graft (bypass)
vein, with graft (bypass)
venous, with graft (bypass)

Arteriovenostomy

Bypass (graft):

NOS
axillary-brachial
axillary-femoral
(axillofemoral) (superficial)
brachial
femoral-femoral
femoropopliteal (arteries)
femoroperoneal
femorotibial
(anterior) (posterior)
popliteal

Graft, bypass:

artery
femoropopliteal
(arteries)
peripheral vessels
popliteal
saphenous
vein

Shunt:

artery
femoropopliteal
vein

Venovenostomy, with
bypass graft

Excludes: peritoneovenous shunt (66.94)

51.3 Suture of vessel

Anastomosis of vessel:	Repair, by (simple) suture, of
direct	blood vessel
end-to-end	Repair of (traumatic) laceration
end-to-side	of blood vessel
side-to-side	(Simple) suture of blood vessel
Angiorrhaphy	

Excludes: suture of aneurysm (51.52)
that for control of postoperative hemorrhage:
 anus (61.97)
 nose (33.01)
 prostate (72.84)
 tonsil (40.7)
 vascular procedure (51.41)

51.31 Suture of unspecified blood vessel

51.32 Suture of artery

 Arteriorrhaphy

 Repair, by (simple) suture of artery

51.33 Suture of vein

 Phleborrhaphy

 Repair, by (simple) suture, of vein

51.4 Revision of vascular procedure

51.41 Control of bleeding following vascular surgery

 Control of hemorrhage following vascular surgery

Excludes: that for control of postoperative hemorrhage:
 NOS (51.98)
 anus (61.95)
 bladder (69.93)
 gastric (55.0)
 nose (33.01)
 prostate (72.84)
 tonsil (40.7)

51.42 Revision of arteriovenous shunt for renal dialysis

Conversion of:

end-to-end anastomosis to end-to-side

end-to-side anastomosis to end-to-end

vessel-to-vessel cannula to arteriovenous shunt

That with removal of old shunt and creation of new shunt

Excludes: replacement of vessel-to-vessel cannula (51.94)

51.43 Removal of arteriovenous shunt for renal dialysis

Removal of arteriovenous device for renal dialysis

Take down of arteriovenous shunt for renal dialysis

That of vessel-to-vessel cannula

Excludes: that with revision of shunt (51.42)

51.49 Other revision of vascular procedure

Declotting (graft)

Removal of:

arterial graft or prosthesis

clots

infected tissue

vascular graft or prosthesis

Replacement of vascular graft

Revision of:

anastomosis of blood vessel

vascular procedure (previous)

51.5 Other repair of vessels

51.51 Clipping of aneurysm

Aneurysmorrhaphy by clipping

Application of clamp (Crutchfield) (Silverstone),
(cerebral) aneurysm

Clamping of (cerebral) aneurysm

Repair of aneurysm by clipping

Excludes: clipping of arteriovenous fistula (51.53)

51.52 Other repair of aneurysm

Aneurysmorrhaphy NOS	That by:
Endoaneurysmorrhaphy	filipuncture
Matas' operation	methyl methacrylate
Repair of aneurysm NOS	suture
That by:	wiring
coagulation	wrapping
electrocoagulation	Trapping of (cerebral)
	aneurysm

Excludes: re-entry operation (aorta) (51.54)
that (by) (with):
clipping (51.51)
*graft replacement (*50.3)*
*resection (*50.2, *50.3, *50.5)*

51.53 Repair of arteriovenous fistula

That by:
 clipping
 coagulation
 ligation and division

Excludes: that with:
*graft replacement (*50.3)*
*resection (*50.2, *50.3, *50.5)*

51.54 Re-entry operation (aorta)

Fenestration of aneurysm (dissecting), thoracic aorta

*Code also cardiopulmonary bypass (extracorporeal
 circulation) (heart-lung machine) (51.61)*

51.55 Reimplantation of aberrant renal vessel

Hellstrom operation
Reimplantation of renal artery into aorta
Transplantation of aberrant renal vessel

51.56 Repair of blood vessel with tissue patch graft

*Excludes: that with resection (*50.3)*

51.57 Repair of blood vessel with synthetic patch graft

*Excludes: that with resection (*50.3)*

51.58 Repair of blood vessel with unspecified type of patch graft

*Excludes: that with resection (*50.3)*

51.59 Other repair of blood vessel NEC

Aortic window operation

Arterioplasty NOS

Closure of aortopulmonary (valve) fenestration (fistula)

Construction of venous valves (peripheral)

Plication of vein (peripheral)

Reimplantation of artery

Repair of:

aortic window (pulmonary artery)

fistula, aortopulmonary (fenestration)

vessel NOS

Transplantation of

artery

blood vessel

vein

Window operation, aortic

Code also cardiopulmonary bypass (extracorporeal circulation) (heart-lung machine) (51.81)

Excludes: plication of vena cava (50.6)

reimplantation of renal artery (51.35)

that with:

graft (51.56-51.58)

*resection (*50.3)*

51.6 Procedures auxiliary to open heart surgery

51.61 Extracorporeal circulation

Artificial heart and lung

Assistance, cardiac

Bypass (complete) (partial):

Bentley

cardiopulmonary

extracorporeal

heart (left) (right)

Mayo-Bentley

pulmonary

Extracorporeal circulation:

NOS

regional

Pump oxygenator

*Excludes: extracorporeal hepatic assistance (62.92)
hemodialysis (51.95)*

51.62 Hypothermia (systemic)

51.63 Cardioplegia

Anoxic arrest

51.64 Intra-operative cardiac pacemaker

Temporary cardiac pacemaker used during and
immediately following cardiac surgery

Excludes: temporary pacemaker NOS (49.7)

51.7 Periarterial sympathectomy

Decortication or denervation:

arterial

periarterial

Leriche operation (periarterial sympathectomy)

Sympathectomy, periarterial

51.8 Operations on carotid body and other vascular bodies

Carotid gland operations	Exploration of carotid body
Chemodectomy	Gloemectomy, carotid
Denervation of:	Implantation, into carotid body of:
aortic body	electronic stimulator
carotid body	pacemaker
Excision of:	Incision (with exploration)
carotid body:	Insertion of (carotid) pacemaker
partial	
total	
lesion	

51.9 Other operations on vessels

Excludes: injection of esophageal varices (54.91)

ligation of:

adrenal vessel (20.33)

esophageal varices (54.91)

gastric varices (56.91)

meningeal vessel (15.13)

spermatic vein (75.0)

51.91 Freeing of vessel

Dissection and freeing of adherent tissue:

 artery-vein-nerve bundle

 vascular bundle

Freeing of adhesions of:

 artery-vein-nerve bundle

 peripheral vessels

Lysis of adhesions of blood vessels

Release of:

 median arcuate ligament

 pulmonary artery band

Strong operation (unbridling of celiac artery axis)

Unbridling of:

 blood vessel (peripheral)

 celiac artery axis

51.92 Injection of sclerosing agent or solution into vein

51.93 Insertion of vessel-to-vessel cannula

Formation of:

arteriovenous fistula }
fistula, arteriovenous } by external cannula

Insertion of:

Allen-Brown cannula
cannula, vessel-to-vessel
Scribner shunt

Placement of arteriovenous catheter

Shunt, arteriovenous, by external cannula

Code also dialysis (51.95)

51.94 Replacement of vessel-to-vessel cannula

Revision of vessel-to-vessel cannula

51.95 Hemodialysis

Artificial kidney

Dialysis, kidney, extracorporeal

Hemodialysis (extracorporeal)

Ultrafiltration of blood

51.96 Total body perfusion

Code also substance perfused (13.31-13.49)

51.97 Other perfusion

Perfusion NOS

Perfusion, local (regional) of:

- carotid artery
- coronary artery
- head
- lower limb
- neck
- upper limb

Code also substance perfused (13.31-13.49)

Excludes: perfusion of:

- kidney (67.95)*
- large intestine (58.96)*
- liver (62.93)*
- small intestine (58.95)*

51.98 Control of hemorrhage, not otherwise specified

Angiotripsy

Control of postoperative hemorrhage NOS

Venotripsy

51.99 Other operations on vessels NEC

IX. OPERATIONS ON THE HEMIC AND LYMPHATIC SYSTEMS

52 OPERATIONS ON LYMPHATIC SYSTEM

52.0 Incision of lymphatic structures

Drainage
Exploration
Incision of cystic hygroma
Lymphadenotomy
Lymphangiomy

52.1 Simple excision of lymphatic structure

Excision of:
cystic hygroma
lymph node
lymphangioma
Excisional biopsy
Simple lymphadenectomy

52.11 Excision of deep cervical lymph node (with excision of scalene fat pad)

52.12 Excision of internal mammary lymph node

52.13 Excision of axillary lymph node

52.14 Excision of inguinal lymph node

52.19 Simple excision of other lymphatic structure

52.2 Regional lymph node excision

Extended regional lymph node excision
That with excision of lymphatic drainage area including skin, subcutaneous tissue, and fat

52.3 Radical excision of cervical lymph nodes

Radical cervical:

 lymphadenectomy

 lymphangiectomy

Resection down to muscle and deep fascia

Excludes: that with radical laryngectomy (42.4)

52.31 Radical neck dissection, unqualified

52.32 Radical neck dissection, unilateral

52.33 Radical neck dissection, bilateral

52.4 Radical excision of other lymph nodes

Excludes: that associated with mastectomy (97.14-97.19)

52.41 Radical excision of lymph nodes, unqualified

 Radical (lymph) node dissection NOS

52.42 Radical excision of axillary lymph nodes

52.43 Radical excision of peri-aortic lymph nodes

52.44 Radical excision of iliac lymph nodes

52.45 Radical groin dissection

52.49 Radical excision of other lymph nodes

Excludes: radical neck dissection (52.31-52.33)

52.5 Operations on thoracic duct

52.51 Cannulation of thoracic duct

 Cervical approach

 Thoracic approach

52.52 Fistulization of thoracic duct

52.53 Closure of fistula of thoracic duct

Repair of fistula

52.54 Ligation of thoracic duct

52.59 Other operations on thoracic duct

Withdrawal of body fluid

52.8 Invasive diagnostic procedures on lymphatic structures

52.81 Biopsy of lymphatic structure

Excludes: excisional biopsy (52.11-52.19)

52.82 Cervical lymphangiogram

52.83 Abdominal lymphangiogram

52.84 Lymphangiogram of limbs (lower) (upper)

52.85 Other lymphangiogram

52.89 Other invasive diagnostic procedures on lymphatic structures

52.9 Other operations on lymphatic structures

Charles operation

Correction of lymphedema
of limb NOS

Excision of:
lymphedema
lymphocele

Homan operation

Kondoleon operation

Lymph node graft

Lymphangioplasty

Lymphangiorrhaphy

Lymphaticostomy

Lymphatic (peripheral):

anastomosis

dilation

injection

ligation

obliteration

reconstruction

repair

transplantation

Thompson operation

Excludes: reduction of elephantiasis of scrotum (73.2)

53 OPERATIONS ON BONE MARROW AND SPLEEN

53.0 Bone marrow transplant

Excludes: aspiration of bone marrow from donor for transplant (53.41)

53.1 Puncture of spleen

Excludes: aspiration biopsy (53.83)

53.2 Splenotomy

Drainage of:
abscess
spleen
That for exploration

53.3 Splenectomy

Excludes: excision of accessory spleen (53.51)

53.31 Marsupialization of cyst of spleen

53.32 Excision of lesion or tissue of spleen
Excisional biopsy

53.33 Partial splenectomy

53.34 Total splenectomy

Splenectomy NOS

53.4 Other operations on bone marrow

53.41 Aspiration of bone marrow from donor for transplant

Excludes: biopsy of bone marrow (53.81)

53.42 Injection into bone marrow

Excludes: transplant (53.0)

53.49 Other operations on bone marrow NEC

53.5 Other operations on spleen

53.51 Excision of accessory spleen

53.52 Transplantation of spleen

53.53 Repair and plastic operations on spleen

Fixation

Splenopexy

Splenoplasty

Splenorrhaphy

Suture of spleen

53.59 Other operations on spleen NEC

53.8 Invasive diagnostic procedures on bone marrow and spleen

53.81 Biopsy of bone marrow

53.82 Other invasive diagnostic procedures on bone marrow

53.83 Aspiration biopsy of spleen

Needle biopsy of spleen

53.84 Other biopsy of spleen

Excludes: excisional biopsy (53.32)

53.85 Other invasive diagnostic procedures on spleen

Contrast radiography

**X. OPERATIONS ON THE DIGESTIVE SYSTEM AND
ABDOMINAL REGION**

54 OPERATIONS ON ESOPHAGUS

54.0 Esophagotomy

54.01 Incision of esophageal web

Rupture of esophageal web

54.09 Other incision of esophagus

Esophagotomy NOS

That for:

drainage

exploration

removal of foreign body

Excludes: esophagomyotomy (54.6)

esophagostomy (54.11)

*removal of (intraluminal) foreign body without
incision (12.12)*

54.1 Esophagostomy

54.11 Esophagostomy, unqualified

54.12 Cervical esophagostomy

54.13 Exteriorization of esophageal pouch

54.19 Other external fistulization of esophagus

Thoracic esophagostomy

Code also any resection (54.3)

54.2 Local excision or destruction of lesion or tissue of esophagus

54.21 Fulguration of esophagus

Cryosurgery
Electrocautery

54.22 Local excision of esophageal diverticulum

Dahlman's operation
Diverticulectomy

54.29 Local excision of other lesion or tissue of esophagus

Esophageal polypectomy
Excision of lesion of esophagus NOS
Excisional biopsy of esophagus

Excludes: esophageal fistulectomy (54.73, 54.74)

54.3 Excision of esophagus

Excludes: esophagogastrectomy NOS (55.99)

54.31 Esophagectomy, unqualified

54.32 Partial esophagectomy

Subtotal esophagectomy

*Code also any: associated anastomosis (54.41-54.49,
54.51-54.58)
esophagostomy (54.11-54.19)
gastrostomy (55.1, 55.2)*

54.33 Total esophagectomy

Esophageal resection

*Code also any: associated anastomosis or interposition
(54.41-54.49, 54.51-54.58)
gastrostomy (55.1, 55.2)*

54.4 Anastomosis of esophagus (intrathoracic)

*Code also any: esophagectomy (54.31-54.33)
gastrostomy (55.1, 55.2)*

Excludes: that with complete gastrectomy (55.99)

54.41 Esophagoesophagostomy (intrathoracic)

Esophagoesophageal anastomosis

54.42 Esophagogastrostomy (intrathoracic)

Esophagogastric anastomosis
Transplantation of stomach into chest

54.43 Esophageal anastomosis with interposition of small bowel (intrathoracic)

Anastomosis of esophagus with jejunal interposition
Esophagoduodenal anastomosis
Esophagoduodenostomy
Esophago-ileostomy
Esophagojejunosomy
Roux-en-Y operation

54.44 Other esophagoenterostomy (intrathoracic)

Anastomosis of esophagus to intestinal segment
Autograft of intestinal segment to esophagus
Esophago-enterostomy NOS

54.45 Esophageal anastomosis with interposition of colon (intrathoracic)

Anastomosis of esophagus with colon interposition
Colohypopharyngeal anastomosis
Esophagocologastrostomy

54.46 Other esophagocolostomy (intrathoracic)

Esophagocolostomy NOS

54.47 Esophageal anastomosis with other interposition
(intrathoracic)

Construction of artificial esophagus
Formation of reversed gastric tube NOS
Retrosternal formation of reversed gastric tube

54.49 Other anastomosis of esophagus (intrathoracic)

Intrapleural
Intrathoracic
Retrosternal } anastomosis of esophagus

54.5 Antesternal anastomosis of esophagus

Presternal graft or prosthesis
Production of subcutaneous tunnel with anastomosis

*Code also any: esophagectomy (54.31-54.33)
gastrostomy (55.1, 55.2)*

54.51 Antesternal esophagoesophagostomy

54.52 Antesternal esophagogastrostomy

54.53 Antesternal esophageal anastomosis with interposition of
small bowel

Antethoracic:
anastomosis of esophagus with jejunal loop
interposition
esophagojejunoplasty by interposition
Roux-Herzen-Judine operation

54.54 Other antesternal esophagoenterostomy

Antethoracic:
esophago-enterostomy
esophago-ileostomy
esophagojejunostomy

54.55 Antesternal esophageal anastomosis with interposition of colon

Antethoracic:

colohypopharyngeal anastomosis

esophagocologastrostomy

54.56 Other antesternal esophagocolostomy

Antethoracic esophagocolostomy

54.57 Other antesternal esophageal anastomosis with interposition

Antethoracic:

anastomosis of esophagus with intestinal segment

anastomosis of esophagus with rubber tube

autograft of intestinal segment to esophagus

construction of artificial esophagus

formation of reversed gastric tube NOS

subcutaneous tunnel with anastomosis

54.58 Other antesternal anastomosis of esophagus

Antethoracic anastomosis of esophagus

54.6 Esophagomyotomy

Cardiomyotomy

Division of cardiac sphincter

Esophagogastromyotomy

Heller operation

54.7 Other repair of esophagus

Excludes: repair of diaphragmatic hernia (65.7, 65.8)

54.71 Insertion of permanent tube into esophagus

Insertion into esophagus of:

permanent catheter

silicone tube

souttar

- 54.72 Suture of esophagus
Esophagorrhaphy
Suture of (traumatic) laceration of esophagus
- 54.73 Closure of esophagostomy
- 54.74 Repair of other esophageal fistula
Closure of esophageal fistula NOS
Division of fistula with end-to-end anastomosis
Esophageal fistulectomy
Excludes: repair of:
broncho-esophageal fistula (45.42)
esophagopleurocutaneous fistula (46.63)
pharyngo-esophageal fistula (41.43)
tracheo-esophageal fistula (43.63)
- 54.75 Repair of esophageal stricture
Thal operation
- 54.76 Esophagogastroplasty
Belsey operation
Esophagus and stomach cardioplasty
- 54.77 Production of subcutaneous tunnel without anastomosis
Antethoracic subcutaneous tunnel
- 54.78 Graft of esophagus NEC
Excludes: that associated with interposition operation
(54.41-54.49, 54.51-54.58)
- 54.79 Other repair of esophagus NEC
Esophagoplasty
Repair of esophagus NOS

54.8 Invasive diagnostic procedures on esophagus

54.81 Biopsy of esophagus

Excludes: excisional biopsy (54.29)

54.82 Operative esophagoscopy by incision

Intraoperative esophagoscopy

Excludes: esophagoscopy without incision (01.11, 01.12)

54.89 Other invasive diagnostic procedures on esophagus

54.9 Other operations on esophagus

*Excludes: insertion of Sengstaken tube (10.06)
intubation of esophagus (10.06-10.08)
removal of (intraluminal) foreign body (12.12)
tamponade of esophagus (10.06)*

54.91 Injection or ligation of esophageal varices

Injection of sclerosing agent into esophageal blood vessel
Ligation of varicose veins of esophagus

54.92 Dilatation of esophagus

Dilatation of cardiac sphincter
Dilatation by bougie or sound

Excludes: intubation of esophagus (10.06-10.08)

54.99 Other operations on esophagus NEC

55 INCISION AND EXCISION OF STOMACH

55.0 Gastrotomy

Gastrotomy for:
control of gastric hemorrhage
exploration of stomach
removal of foreign body

... continued

55.0 Gastrostomy - continued

*Excludes: gastrostomy (55.1, 55.2)
removal of (intraluminal) foreign body without
incision (12.13)*

55.1 Temporary gastrostomy

Brunschwig's gastrostomy
Fine caliber tube gastrostomy
Temporary tube gastrostomy (Stamm) (Witzel)

55.2 Permanent gastrostomy

Tubulovalvular fistula (Beck-Jianu) (Frank) (Janeway) (Spivack)
(Ssabanejew-Frank) (Stamm-Kader)

55.3 Pyloromyotomy

Cutting
Division
Transection } of pylorus (with wedge resection)
Fredet-Ramstedt operation (with wedge resection)
Ramstedt pyloromyotomy

55.4 Local excision or destruction of lesion or tissue of stomach

55.41 Fulguration of lesion of stomach

Cryosurgery
Electrocautery

55.42 Polypectomy

Removal of gastric polyp

55.43 Local excision of other lesion or tissue of stomach

Diverticulectomy
Excision of:
 cyst
 diverticulum
 lesion
 ulcer
Excisional biopsy
Wedge resection

} of stomach

*Excludes: fistulectomy (56.52, 56.53)
partial gastrectomy (55.5, 55.6)*

55.5 Partial gastrectomy with anastomosis to esophagus

Bancroft operation
Cardiectomy
Esophagogastrostomy with partial gastrectomy
Proximal (subtotal) gastrectomy
Resection of stomach with esophagogastric anastomosis

55.6 Partial gastrectomy with anastomosis to duodenum

Antrectomy
Billroth I operation
Gastropylorctomy
Hemigastrectomy with gastroduodenostomy
Partial gastrectomy with gastroduodenostomy
Pylorctomy
Resection of stomach with gastroduodenal anastomosis

55.7 Partial gastrectomy with anastomosis to jejunum

Bypass:
 gastroenterostomy
 gastrojejunostomy } with partial gastrectomy
Billroth II operation
Hemigastrectomy with gastrojejunostomy
Hofmeister gastrectomy
Partial gastrectomy with gastrojejunostomy
Polya gastrectomy
Resection of stomach with gastrojejunal anastomosis
That with gastroduodenectomy (partial)

55.8 Other partial gastrectomy

Bypass gastrogastrostomy with partial gastrectomy

Gastrectomy, unqualified

Gastric fundusectomy

Partial:

gastrectomy NOS

gastrectomy with gastrogastrostomy

Resection of:

fundus of stomach

stomach with gastrogastric anastomosis

Sleeve resection of stomach

55.81 Partial gastrectomy with jejunal transposition

Henley jejunal transposition operation

Code also any associated intestinal resection (57.31-57.33)

55.89 Other partial gastrectomy NEC

55.9 Total gastrectomy

55.91 Total gastrectomy with intestinal interposition

55.99 Other total gastrectomy

Complete gastroduodenectomy

Esophagoduodenostomy with complete gastrectomy

Esophagogastrectomy, unspecified

Esophagojejunostomy with complete gastrectomy

Gastrectomy:

complete

radical

Resection of stomach:

complete

radical

total

Schlatter operation

56 OTHER OPERATIONS ON STOMACH

56.0 Vagotomy

Gastric:

neurectomy

vagotomy

Subdiaphragmatic vagectomy

Transabdominal transection of vagus nerve

Transection of vagus nerve

56.01 Vagotomy, unqualified

56.02 Truncal vagotomy

56.03 Selective vagotomy

56.1 Pyloroplasty

Finney

Heineke-Mikulicz

Pyloroduodenotomy

Revision of pyloroplasty

} pyloroplasty

56.2 Gastroenterostomy (without gastrectomy)

Bypass:

gastroduodenostomy

gastroenterostomy

gastrogastrostomy

gastrojejunosomy

shunt of stomach

Gastrojejunosomy (without
gastrectomy)

Printer and Mason gastric bypass

Pyloric exclusion operation

Excludes: gastric bypass for obesity (56.93)

56.3 Suture of gastric or duodenal ulcer site

Ligation of:

base of ulcer

bleeding vessel in ulcer

ulcer bed

56.31 Suture of peptic ulcer, site unspecified

56.32 Suture of gastric ulcer site

Excludes: ligation of gastric varices (56.91)

56.33 Suture of duodenal ulcer site

56.4 Revision of gastric anastomosis

Closure of:	Revision of:
gastric anastomosis	gastrointestinal anastomosis
gastroduodenostomy	gastrojejunostomy
gastrojejunostomy	Take-down of:
Conversion of gastric	gastroduodenostomy
anastomosis	gastrojejunostomy
Revision of:	gastrointestinal anastomosis
gastroduodenostomy	That with jejunal interposition

56.5 Other repair of stomach

56.51 Suture of stomach

Gastrorrhaphy
Suture of (traumatic) laceration

Excludes: that of ulcer site (56.3)

56.52 Closure of gastrostomy

Closure of external fistula of stomach

56.53 Closure of other gastric fistula

Closure of:
 gastrocolic fistula
 gastrojejunocolic fistula
Gastric fistulectomy

56.54 Gastropexy

56.59 Other repair of stomach NEC

Cardioplasty of stomach only
Fundoplication
Gastroplasty NOS
Gastroplication
Invagination of gastric diverticulum
Inversion of gastric diverticulum
Plication of stomach
Repair of stomach NOS

*Excludes: esophagus and stomach cardioplasty (54.76)
gastroplasty for obesity (56.93)*

56.8 Invasive diagnostic procedures on stomach

56.81 Brush biopsy of stomach

56.82 Other biopsy of stomach

Excludes: excisional biopsy (55.43)

56.83 Operative (transabdominal) gastroscopy

56.89 Other invasive diagnostic procedures on stomach

Excludes: nonoperative diagnostic procedures, such as:
gastric:
lavage (10.33)
washing (10.33)
gastroscopy through gastrostomy stoma
(01.13)
nonoperative gastroscopy (01.14)

56.9 Other operations on stomach

Excludes: change of gastrostomy tube (11.02)
dilation of cardiac sphincter (54.92)
gastric:
cooling (10.31)
freezing (10.32)
gavage (10.35)
hypothermia (10.31)
lavage (10.33)
insertion of nasogastric tube (10.07)
irrigation of gastrostomy (10.36)

56.91 Ligation of gastric varices

Ligation of varicose veins of stomach

56.92 Intra-operative manipulation

Reduction of gastric volvulus

56.93 Gastric partitioning for obesity

Gastric bypass for obesity

Gastric stapling for obesity

Gastroplasty for obesity

Incontinuity stapling

56.94 Insertion of gastric bubble or balloon

56.95 Removal of gastric bubble or balloon

56.99 Other operations on stomach NEC

Devascularization of stomach
Gastric partition

Stomach stapling
Tanner operation

Excludes: those for obesity (56.93-56.95)

57 INCISION, EXCISION AND ANASTOMOSIS OF INTESTINE

*Excludes: appendix (59.0-59.99)
rectum (60.0-60.99)*

57.0 Enterotomy

That for:

decompression
drainage
exploration
removal of foreign body from intestine

*Excludes: duodenocholedochotomy (63.41)
removal of (intraluminal) foreign body (without
incision) (12.14, 12.15)
that for excision of lesion (57.11-57.14, 57.29)
that of exteriorized intestine (58.02, 58.04)*

57.01 Incision of intestine, unqualified

Coloileotomy
Enterocentesis

Enterotomy
Ileocolotomy

57.02 Incision of duodenum

Duodenotomy
Removal of gallstone from duodenum

57.03 Other incision of small intestine

Ileotomy
Jejunotomy

57.04 Incision of large intestine

Cecotomy	Exploration of colon
Colocentesis	Sigmoidotomy
Colotomy	

Excludes: proctotomy (60.0)

57.1 Local excision or destruction of lesion or tissue of small intestine

*Excludes: fistulectomy (58.72)
multiple segmental resection (57.41)*

57.11 Fulguration of lesion of duodenum

57.12 Local excision of lesion or tissue of duodenum

Diverticulectomy of duodenum
Excision of duodenal ulcer
Excisional biopsy

57.13 Fulguration of lesion of small intestine, except duodenum

Cryosurgery
Electrocautery

57.14 Local excision of lesion or tissue of small intestine, except duodenum

Excision of: diverticulum lesion of small intestine Meckel's diverticulum polyp	Excision of: redundant mucosa of ileostomy Excisional biopsy of small intestine
---	---

57.2 Local excision or destruction of lesion or tissue of large intestine

57.21 Fulguration of lesion of large intestine

Cryosurgery
Electrocautery

57.29 Local excision of lesion or tissue of large intestine

Diverticulectomy of large intestine

Excision of:

diverticulum

lesion of colon

lesion of intestine NOS

polyp

redundant mucosa of colostomy

Excisional biopsy of large intestine

Excludes: fistulectomy (58.74)

multiple segmental resection (57.51)

57.3 Isolation of intestinal segment

Reversal of intestinal segment

Code also any associated: anastomosis other than end to end (57.7-57.83)

enterostomy (58.39)

ileostomy (58.21-58.23)

57.31 Isolation of intestinal segment, unqualified

57.32 Isolation of segment of small intestine

Resection of small intestine for interposition

57.33 Isolation of segment of large intestine

Resection of:

colon for interposition

large intestine for interposition

57.4 Other excision of small intestine

That with end to end anastomosis

Code also any associated: anastomosis other than end to end (57.7-57.83)

enterostomy (58.39)

ileostomy (58.21-58.23)

Excludes: cecectomy (57.52)
enterocolectomy (57.51-57.59)
gastroduodenectomy (55.7, 55.9)
ileocolectomy (57.53)
pancreatoduodenectomy (64.4-64.6)

57.41 Multiple segmental resection of small intestine

That for multiple (traumatic) lesions of small intestine

57.42 Other partial resection of small intestine

Duodenectomy

Ileectomy

Jejunectomy

That for excision of lesion

Excludes: duodenectomy associated with pancreatectomy
(64.4-64.6)
resection of cecum and terminal ileum (57.52)

57.43 Total removal of small intestine

Enterectomy

Resection of small intestine

57.5 Partial excision of large intestine

Enterocolectomy NEC

Partial colectomy

Rankin's colectomy

That with end to end anastomosis

Code also any associated: anastomosis other than end to end (57.7-
57.84)
enterostomy (58.39)
ileostomy (58.21-58.23)

57.51 Multiple segmental resection of large intestine

That for multiple (traumatic) lesions of large intestine

57.52 Cecectomy

Resection of:

cecum

cecum and terminal ileum

57.53 Right hemicolectomy

Ileocolectomy

Resection of:

ascending colon

hepatic flexure

Right (radical) colectomy

57.54 Resection of transverse colon

57.55 Left hemicolectomy

Left colectomy (lower)

Left radical colectomy (lower)

Resection of:

descending colon

splenic flexure of colon

Excludes: proctosigmoidectomy (60.59)

second stage Mikulicz operation (58.04)

57.56 Sigmoidectomy

57.59 Other partial excision of large intestine

Enterocolectomy NEC

57.6 Total colectomy

Complete colectomy

Excision of cecum, colon, and sigmoid

Excludes: proctectomy (60.31-60.59)

57.7 Small-to-small intestinal anastomosis

Bypass jejunostomy

Duodenoileostomy

Duodenojejunostomy

Enteroanastomosis, small-to-small

Enteroenterostomy

Ileostomy

Ileocecal bypass

Intestinal bypass shunt,
small-to-small

Intestinal shunt, small-to-
small

Jejunal ileal bypass

Jejunostomy

Jejunojunctionostomy

Salmon operation

*Code also any associated resection (57.11-57.14, 57.32, 57.41-
57.43)*

57.8 Other anastomosis of intestine

Code also any associated resection (57.11-57.59)(60.31-60.59)

57.81 Intestinal anastomosis, unqualified

57.82 Anastomosis of small intestine to rectal stump
Hampton procedure

57.83 Other small-to-large intestinal anastomosis

Bypass shunt of intestine, small-to-large

Cecoileostomy

Enteroanastomosis, small-to-large

Enterocolostomy

Enterorectostomy

Ileocecostomy

Ileocolostomy

Ileoproctostomy

Ileorectal anastomosis

Ileorectostomy

Ileosigmoidostomy

Ileotransverseostomy

Jejunocecostomy

Jejunocolostomy

Jejunotransverse colostomy

Payne and Dewind jejunocolostomy

Scott intestinal bypass

Scott jejunocolostomy

Small-to-large intestinal shunt

Terminal ileum bypass

57.84 Large-to-large intestinal anastomosis

Anastomosis of intestine large-to-large

Cecocolostomy

Cecosigmoidostomy

Colocolostomy

Coloproctostomy

Colorectostomy

Colosigmoidostomy

Enteroanastomosis, large-to-large

Intestinal bypass, large-to-large

Intestinal shunt, large-to-large

Sigmoidoproctostomy

Sigmoidorectostomy

Sigmoidosigmoidostomy

57.9 Invasive diagnostic procedures on intestine

57.91 Brush biopsy of small intestine

57.92 Other biopsy of small intestine

Excludes: excisional biopsy (57.14)

57.93 Brush biopsy of large intestine

57.94 Other biopsy of large intestine

Excludes: excisional biopsy (57.29)

57.95 Biopsy of intestine, unqualified

57.96 Operative (transabdominal) endoscopy of small intestine

57.97 Operative (transabdominal) endoscopy of large intestine

57.98 Other invasive diagnostic procedures of small intestine

57.99 Other invasive diagnostic procedures of (large) intestine

58 OTHER OPERATIONS ON INTESTINE

58.0 Exteriorization of intestine

Loop enterostomy

Multiple stage resection of intestine

58.01 Exteriorization of small intestine

Gross operation

Loop ileostomy

58.02 Resection of exteriorized segment of small intestine

58.03 Exteriorization of large intestine

Exteriorization of intestine NOS
First stage Mikulicz exteriorization of intestine
First stage resection of colon
Loop colostomy
Loop sigmoidocolostomy
Loop sigmoidostomy
Mikulicz spur colostomy
Wangensteen loop colostomy

58.04 Resection of exteriorized segment of large intestine

Resection of exteriorized segment of intestine NOS
Second stage Mikulicz operation

58.1 Colostomy

Code also any associated resection (57.21-57.29, 57.51-57.59, 57.6)

Excludes: that associated with anterior rectal resection (60.51)

58.11 Colostomy, unqualified

58.12 Temporary colostomy

58.13 Permanent colostomy

Formation of mucous fistula
Magnetic colostomy
Terminal single barrelled colostomy

58.14 Delayed opening of (loop) (spur) colostomy

58.2 Ileostomy

Brooke ileostomy
Crile-Turnbull ileostomy
Dragstedt ileostomy

Code also any associated resection (57.11-57.14, 57.41-57.43)

Excludes: loop ileostomy (58.01)

58.21 Ileostomy, unqualified

- 58.22 Temporary ileostomy
- 58.23 Permanent ileostomy
 - Continent ileostomy
- 58.24 Delayed opening of ileostomy

58.3 Other enterostomy

- Duodenostomy
- Feeding enterostomy
- Feeding jejunostomy
- Formation of artificial anus by duodenostomy
- Formation of artificial anus by jejunostomy
- Jejunostomy
- Surmay operation
- Tube drainage of duodenum

Code also any associated resection (57.41-57.6)

- 58.31 Delayed opening of other enterostomy
- 58.39 Other enterostomy NEC

58.4 Revision of intestinal stoma

- 58.41 Revision of intestinal stoma, unqualified
 - Plastic enlargement of stoma
 - Reconstruction of artificial stoma of intestine
 - Release of scar tissue
 - Repair of artificial opening in intestine
 - Repair of enterostomy
 - Revision of enterostomy
 - Revision of artificial stoma of intestine
- 58.42 Revision of stoma of small intestine

Repair of:	Revision of:
duodenostomy	duodenostomy
ileostomy	ileostomy
jejunostomy	jejunostomy

Excludes: excision of redundant mucosa (57.14)

58.43 Repair of pericostomy hernia

Repair of hernia of colostomy

58.44 Other revision of stoma of large intestine

Repair of colostomy

Revision of colostomy

Revision of sigmoidostomy

Excludes: excision of redundant mucosa (57.29)

58.5 Closure of intestinal stoma

Code also any associated resection (57.41-57.6)

58.51 Closure of intestinal stoma, unqualified

Closure of:

artificial opening of intestine

artificial stoma of intestine

enterostomy NOS

Re-establishment of bowel continuity NOS

Take-down of artificial stoma of intestine

58.52 Closure of stoma of small intestine

Closure of:

duodenostomy

ileostomy

jejunostomy

Take-down of:

duodenostomy

ileostomy

jejunostomy

58.53 Closure of stoma of large intestine

Closure of:

cecostomy

colostomy

sigmoidostomy

Take-down of:

cecostomy

colostomy

sigmoidostomy

58.6 Fixation of intestine

- 58.61 Fixation of intestine, unqualified
 - Fixation of intestine to abdominal wall
- 58.62 Fixation of small intestine to abdominal wall
 - Ileocepy
- 58.63 Other fixation of small intestine
- 58.64 Fixation of large intestine to abdominal wall
 - Cecocoloplicopexy
 - Cecopexy
 - Colopexy
 - Moschowitz sigmoidopexy
 - Sigmoidopexy
- 58.65 Other fixation of large intestine
 - Cecofixation
 - Colofixation

58.7 Other repair of intestine

Excludes: closure of ulcer of duodenum (56.33)
closure of vesicoenteric fistula (69.73)

- 58.71 Suture of duodenum
 - Duodenorrhaphy
 - Suture of (traumatic) laceration
- 58.72 Closure of fistula of duodenum
 - Fistulectomy

58.73 Other suture of small intestine, except duodenum

Ileorrhaphy

Jejunorrhaphy

Suture of:

ileum

jejunum

laceration (traumatic) of small intestine

58.74 Closure of fistula of small intestine, except duodenum

Fistulectomy

Excludes: closure of artificial stoma (58.52)

repair of gastrojejunal fistula (56.53)

58.75 Suture of large intestine

Cecorrhaphy

Closure of ulcer of colon

Colorrhaphy

Suture of:

cecum

colon

laceration (traumatic) of large intestine

58.76 Closure of fistula of large intestine

Fistulectomy of colon

Excludes: closure of artificial stoma (58.53)

closure of gastrocolic fistula (56.53)

closure of sigmoidovesical fistula (69.73)

closure of vaginal fistula (82.62)

closure of vesicocolic fistula (69.73)

closure of vesicosigmoidovaginal fistula
(69.73)

58.79 Other repair of intestine NEC

Inversion of diverticulum

58.8 Intra-abdominal manipulation of intestine

Correction of malrotation

Detorsion of:

intestine

volvulus

Reduction of:

intussusception

intestinal malrotation

intestinal torsion

intestinal volvulus

58.81 Intra-abdominal manipulation of intestine, unqualified

58.82 Intra-abdominal manipulation of small intestine

58.83 Intra-abdominal manipulation of large intestine

58.9 Other operations on intestines

Excludes: invasive diagnostic procedures on intestines (57.91-57.99)

58.91 Myotomy of sigmoid

Sigmoid myotomy

58.92 Other myotomy of colon

58.93 Revision of anastomosis of (small) intestine

Revision of:

intestinal anastomosis NOS

jejunoileal bypass

Take-down of:

intestinal anastomosis

jejunoileal bypass

58.94 Revision of anastomosis of large intestine

58.95 Local perfusion of (small) intestine

Code also substance perfused (13.31-13.49)

58.96 Local perfusion of large intestine
Code also substance perfused (13.31-13.49)

58.99 Other operations on intestines NEC
Enteroentectomy
Ileoentectomy

59 OPERATIONS ON APPENDIX

Includes: appendical stump

59.0 Appendectomy

Appendectomy with:
 appendicolysis
 drainage
 excision of appendiceal stump
 freeing of adhesions
Appendectomy

Excludes: incidental appendectomy, so described (59.2)

59.1 Drainage of appendiceal abscess

Appendicotomy
Drainage of appendix
Incision of appendix

Excludes: that with appendectomy (partial) (59.0)

59.2 Incidental appendectomy

59.9 Other operations on appendix

59.91 Appendicostomy
 Appendicocostomy
 Appendicoenterostomy
 Fistulization of appendix
 Weir operation

59.92 Closure of appendiceal fistula

Closure of:
 appendicostomy
 appendiceal fistula
Fistulectomy of appendix

59.99 Other operations on appendix NEC

Anastomosis of appendix

60 OPERATIONS ON RECTUM AND PERIRECTAL TISSUE

60.0 Proctotomy

Decompression of imperforate
 anus

Incision with:
 decompression of rectum
 drainage of submucous rectal
 abscess

Incision with:
 exploration of rectum
 removal of foreign body
 from rectum
Panas' operation (linear
 proctotomy)
Proctoalvotomy

*Excludes: incision of perirectal tissue (60.71)
 removal of (intraluminal) foreign body without incision
 (12.16)*

60.1 Proctostomy

Rectostomy

60.2 Local excision or destruction of lesion or tissue of rectum

Local excision or destruction of tissue of:
 rectal musoca
 rectum

*Excludes: excision of perirectal tissue (60.72)
 hemorrhoidectomy (61.3)
 rectal fistulectomy (60.63)*

- 60.21 Fulguration of rectal lesion or tissue (with cautery)
 - Cauterization
 - Coagulation
 - Electrocoagulation
- 60.22 Destruction of rectal lesion or tissue by cryosurgery
- 60.23 Destruction of rectal lesion or tissue by laser
- 60.24 Local excision of rectal lesion or tissue
 - Excisional biopsy of rectum
 - Removal of rectal lesion NOS

60.3 Pull-through resection of rectum

- 60.31 Soave submucosal resection of rectum
 - Endorectal pull-through operation
- 60.39 Other pull-through resection of rectum
 - Abdominoperineal pull-through NOS
 - Altemeier operation
 - Pull-through proctectomy
 - Rectosigmoid pull-through resection
 - Swenson proctectomy

Excludes: Duhamel abdominoperineal pull-through (60.54)

60.4 Abdominoperineal resection of rectum

- Abdominoperineal proctectomy
 - Abdominoperineal resection of rectum
 - Combined abdomino-endorectal resection
 - Complete proctectomy
 - Gabriel abdominoperineal resection
 - Lloyd-Davies operation
 - Miles proctectomy
 - Rankin proctectomy
 - Sauer-Bacon operation
 - State operation
- Excludes: abdominoperineal pull-through excision NOS (60.39)*
Duhamel abdominoperineal pull-through (60.54)
that as part of pelvic exenteration (80.7)

60.5 Other resection of rectum

That with end to end anastomosis

60.51 Anterior resection with concomitant colostomy

60.52 Other anterior resection

Excludes: that with concomitant colostomy (60.51)

60.53 Posterior resection

Von Kraske operation

60.54 Duhamel resection

Duhamel abdominoperineal pull-through

60.55 Hartmann resection

60.59 Other resection of rectum NEC

Partial proctectomy

Proctectomy NOS

Proctosigmoidectomy

Rectal resection NOS

Rectectomy

Rectosigmoidectomy (transsacral)

Sigmoidoproctectomy

60.6 Repair of rectum

That with graft or wiring

60.61 Suture of rectum

Proctorrhaphy

Suture of (traumatic) laceration

60.62 Closure of proctostomy

Closure of rectostomy

60.63 Closure of other rectal fistula

Excludes: rectovaginal fistulectomy (82.62)
rectovesical fistulectomy (69.73)
rectovesicovaginal fistulectomy (69.73)
vesicorectal fistulectomy (69.73)

60.64 Rectorectostomy

Rectal anastomosis NOS

60.65 Abdominal proctopexy

Frickman procedure
Ripstein repair of rectal prolapse

60.66 Other proctopexy

Delorme repair of prolapsed rectum
Proctopexy NOS
Proctosigmoidopexy
Puborectalis sling operation
Rectopexy

Excludes: manual reduction of rectal prolapse (10.26)

60.69 Other repair of rectum

Proctoplasty
Rectoplasty
Repair of old obstetric laceration

Excludes: anastomosis to:
large intestine (57.84)
small intestine (57.82, 57.83)
repair of:
current obstetric laceration (87.82)
vaginal rectocele (82.42, 82.43)

60.7 Incision or excision of perirectal tissue or lesion

Pelvirectal tissue
Perirectal tissue
Rectovaginal septum

Excludes: rectal fistulectomy (60.63)

60.71 Incision of perirectal tissue

Incision of rectovaginal septum
That with drainage

60.72 Excision of perirectal tissue

Excision of lesion
Excisional biopsy of perirectal tissue

Excludes: perirectofistulectomy (60.93)

60.8 Invasive diagnostic procedures on rectum and perirectal tissue

60.81 Brush biopsy of rectum

60.82 Other biopsy of rectum

Excludes: excisional biopsy (60.24)

60.83 Biopsy of perirectal tissue

Excludes: excisional biopsy (60.72)

60.84 Operative (transabdominal) proctosigmoidoscopy

Excludes: that through:
artificial stoma (01.23)
natural orifice (01.24)

60.89 Other invasive diagnostic procedures on rectum & perirectal tissue

60.9 Other operations on rectum and perirectal tissue

Excludes: digital examination of rectum (03.34)
dilation of rectum (10.22)
irrigation of rectum (10.39)
manual reduction of rectal prolapse (10.26)
removal of impacted feces (10.38)
removal of intraluminal foreign body without incision
(12.16)
trans-anal enema (10.39)

60.91 Incision of rectal stricture

Division of rectal stricture

60.92 Anorectal myectomy

60.93 Repair of perirectal fistula

Closure of perirectal fistula

Excludes: that opening into rectum (60.63)

60.94 Freeing of (intraluminal) adhesions of rectum

Division of intraluminal adhesions

Lysis of rectal adhesions

Proctolysis

60.99 Other operations on rectum and perirectal tissue NEC

61 OPERATIONS ON ANUS

61.0 Incision or excision of perianal tissue

61.01 Incision of perianal abscess

Incision and drainage of (ischio)rectal abscess

61.02 Other incision of perianal tissue

Ball operation

Incision of perianal skin

Undercutting of perianal tissue (for denervation)

61.03 Excision of perianal skin tags

61.04 Other excision of perianal tissue

Excisional biopsy of perianal tissue

Excludes: fistulotomy (61.11)
removal of intraluminal foreign body without
incision (12.16)

61.1 Incision or excision of anal fistula

Excludes: closure of anal fistula (61.63)

61.11 Anal fistulotomy

Drainage } of anal fistula
Incision }

61.12 Anal fistulectomy

Excision of anal fistula

**61.2 Local excision or destruction of other lesion or tissue of
anus**

Anal:	Excision of:	} of anus
cryptectomy	diverticulum	
cryptotomy	fissure	
fissurectomy	lesion	
papillectomy	papilla	
Cauterization of lesion of anus	Excisional biopsy of anus	
Curettage of anus	Fulguration of anus	
	Removal of anal tags	

Excludes: biopsy of anus (61.82)
hemorrhoidectomy (61.36)

61.3 Procedures on hemorrhoids

Includes: hemorrhoidal tags

61.31 Reduction of hemorrhoids

61.32 Injection of hemorrhoids

61.33 Cauterization of hemorrhoids

Clamp and cautery

61.34 Destruction of hemorrhoids by cryotherapy

61.35 Ligation of hemorrhoids

61.36 Excision of hemorrhoids

Hemorrhoidectomy NOS

That with concomitant anooplasty

Whitehead operation

61.37 Evacuation of thrombosed hemorrhoids

61.39 Other procedures on hemorrhoids

Lord procedure

61.4 Division of anal sphincter

Pectenotomy

Sphincterectomy

Sphincterotomy (external) (internal)

61.5 Excision of anus (complete) (partial)

61.6 Repair of anus

61.61 Suture of anus

Suture of:

anal sphincter

laceration (traumatic)

Excludes: repair of obstetrical laceration in immediate postpartum period (87.82)

61.62 Anal cerclage

61.63 Closure of anal fistula

Closure of fistula in ano

Excludes: excision of anal fistula (61.12)

61.64 Gracilis muscle transplant for anal incontinence

61.69 Other repair of anus and anal sphincter

Anoplasty

Repair of
anal sphincter
anus
old obstetric laceration

Repair of sphincter ani
Sphincteroplasty
Stone operation
Thiersch operation

*Excludes: anoplasty concomitant with
hemorrhoidectomy (61.36)*

*repair of current obstetric laceration (87.82)
sphincterorrhaphy (61.61)*

61.8 Invasive diagnostic procedures on anus and perianal tissue

61.81 Biopsy of perianal tissue

Excludes: excisional biopsy (61.04)

61.82 Biopsy of anus

Excludes: excisional biopsy (61.2)

61.89 Other invasive diagnostic procedures on anus and
perianal tissue

61.9 Other operations on anus

Excludes: dilation of anus (sphincter) (10.23)

61.91 Incision of anal septum

61.92 Insertion of subcutaneous electrical anal stimulator

61.93 Other incision of anus

Removal of:
foreign body from anus with incision
seton from anus

*Excludes: fistulotomy (61.11)
removal of foreign body without incision
(12.16)*

61.94 Reduction of anal prolapse

Excludes: manual reduction of prolapse (10.26)

61.95 Control of (postoperative) hemorrhage

61.99 Other operations on anus NEC

62 OPERATIONS ON LIVER

62.0 Hepatotomy

Drainage
Exploration
Hepatitis
Incision of abscess of liveromy
Removal of:
foreign body
gallstones from liver
Stromeyer-Little operation
That with packing

62.1 Local excision or destruction of lesion or tissue of liver

Excludes: that by percutaneous aspiration (62.91)

62.11 Marsupialization of lesion of liver

62.12 Partial hepatectomy

Excision of:
hydatid cyst of liver
lesion NOS
Excisional biopsy of liver
Wedge resection of liver

Excludes: lobectomy (62.2)

62.19 Other destruction of lesion of liver

Cauterization of liver lesion
Enucleation of cyst of liver
Evacuation of cyst of liver

Excludes: that by percutaneous aspiration (62.91)

62.2 Lobectomy of liver

Excision of one lobe of liver
Total lobectomy with partial excision of other lobe

62.3 Total hepatectomy

62.4 Liver transplant

62.41 Auxiliary liver transplant

Auxiliary transplantation leaving recipient's own liver in situ (permanent) (temporary)

62.49 Other transplant of liver

62.5 Repair of liver

62.51 Suture of liver

Hemostatic suture of liver
Hepatorrhaphy
Suture of (traumatic) laceration

62.52 Hepatostomy

External hepatostomy
Hepatoduodenostomy
Hepategastrostomy
Hepatojejunostomy

62.59 Other repair of liver

Binnie operation
Hepatopexy
Kehr operation

62.8 Invasive diagnostic procedures on liver

62.81 Percutaneous biopsy of liver

Percutaneous aspiration of liver for diagnostic purposes only

62.82 Other biopsy of liver

Excludes: excisional biopsy (62.12)

62.89 Other invasive diagnostic procedures on liver

62.9 Other operations on liver

Excludes: freeing of adhesions (66.4)

62.91 Percutaneous aspiration of liver

Percutaneous aspiration of liver abscess
Percutaneous drainage of liver

*Excludes: percutaneous biopsy (62.81)
aspiration for diagnostic purposes only (62.81)*

62.92 Extracorporeal hepatic assistance

62.93 Localized perfusion of liver

62.94 Other injection of therapeutic substance into liver

62.99 Other operations on liver NEC

63 OPERATIONS ON GALLBLADDER AND BILIARY TRACT

*Includes: ampulla of Vater
common bile duct
cystic duct
hepatic duct
intrahepatic bile duct
sphincter of Oddi*

63.0 Cholecystotomy and cholecystostomy

63.01 Percutaneous aspiration of gallbladder

Excludes: needle biopsy (63.97)

63.02 Trocar cholecystostomy

63.09 Other cholecystotomy and cholecystostomy

Bobb operation

Cholecystostomy NOS

Cholecystotomy for:

drainage

exploration

removal of foreign body or calculus

Cholelithotomy NOS

Removal of gallstones NOS

} of gallbladder

*Excludes: cholelithotomy with simultaneous
cholecystectomy (63.11-63.13)*

63.1 Cholecystectomy

That with drainage and/or lithotomy

63.11 Partial cholecystectomy

Excision of lesion

Excisional biopsy

Thorex procedure

} of gallbladder

63.12 Total cholecystectomy

Cholecystectomy, unqualified

63.13 Choangiохоlecystocholedochectomy

63.2 Anastomosis of gallbladder or bile duct

Excludes: resection with end-to-end anastomosis (63.51-63.59)

- 63.21 Anastomosis of gallbladder to (intra) hepatic ducts
- 63.22 Anastomosis of gallbladder to intestine
- | | |
|------------------------|--------------------------------------|
| Cholecystocecostomy | Cholecystoileostomy |
| Cholecystocolostomy | Cholecystojejunostomy |
| Cholecystoduodenostomy | (Roux-en-Y) |
| Cholecystoenterostomy | Winiwater cholecysto-
enterostomy |
- 63.23 Anastomosis of gallbladder to pancreas
- Cholecystopancreatostomy
- 63.24 Anastomosis of gallbladder to stomach
- Cholecystogastrostomy
- 63.25 Other gallbladder anastomosis
- Gallbladder anastomosis NOS
- 63.26 Anastomosis of common bile duct to intestine
- Choledochoduodenostomy
Choledochoenterostomy
Roux-en-Y operation on bile duct
- 63.27 Anastomosis of hepatic duct to gastrointestinal tract
- Hepaticocholeangiojejunostomy
Hepaticocystoduodenostomy
Hepaticojejunostomy
Longmire operation on bile duct
- 63.28 Anastomosis of one bile duct to another bile duct
- | | |
|-------------------------|-------------------|
| Bile duct | } anastomosis NOS |
| Common duct | |
| Cystic duct | |
| Hepatic duct | |
| Cholangiocholangiostomy | |

63.29 Other bile duct anastomosis

Anastomosis of unspecified bile duct to:
intestine
liver
pancreas
stomach

Cholangioenterostomy

Cholangiogastrostomy

Cholangiojejunostomy (intrahepatic)

Choledochopancreatostomy

Implantation of biliary fistulous tract into stomach or intestine

63.3 Incision of bile ducts for relief of obstruction

Crushing of calculus in bile passage

Lithotomy of bile passage

Removal of:

calculus of bile duct

gallstone of bile duct

That with insertion of (T) (Y) tube

63.31 Common duct exploration for removal of calculus

Choledocholithotomy

Choledocholithotripsy

63.32 Common duct exploration for relief of other obstruction

That for:

stricture

tumor

63.33 Insertion of choledochohepatic tube for decompression

Hepatocholedochostomy

63.39 Incision of other bile ducts for relief of obstruction

Hepaticolithectomy

Hepaticolithotomy

Lithotomy of hepatic duct

Removal of gallstone from hepatic duct

That for:

calculus

stricture

tumor

63.4 Other incision of bile duct

That for:
drainage
exploration
insertion of cannula
intubation

Excludes: that for relief of obstruction (63.31-63.39)

63.41 Incision of common duct

Choledochostomy
Choledochotomy
Duodenocholedochotomy
Exploration of common duct
That with drainage or intubation

63.49 Incision of other bile duct

Cholangiostomy
Cholangiotomy
Drainage of hepatic duct
Exploration of hepatic duct
Hepaticodochotomy
Hepaticostomy
Hepaticotomy
Incision of hepatic duct

63.5 Local excision or destruction of bile ducts

Excision of:
cyst } of bile duct
lesion }

Excisional biopsy of bile duct
Resection of bile duct NOS
That with end-to-end anastomosis

Code also anastomosis other than end-to-end (51.21-51.29)

63.51 Excision of cystic duct remnant

63.52 Excision of ampulla of Vater (with reimplantation of common duct)

Excision of:
diverticulum } of ampulla of Vater
lesion }

63.53 Other excision of common duct

Choledochectomy

Excludes: fistulectomy (63.61)

63.59 Excision of other bile duct

Excision of lesion of hepatic duct

Resection of hepatic duct

Excludes: fistulectomy (63.69)

63.6 Repair of bile ducts

63.61 Suture of common duct

Choledochorrhaphy

Closure of artificial opening or fistula

Simple suture of common duct

Excludes: operative removal of prosthetic device (63.7)

63.62 Choledochoplasty

63.69 Repair of other bile ducts

Closure of artificial opening or fistula of:

bile duct NOS

hepatic duct

Fistulectomy of biliary tract NOS

Repair of:

bile duct NOS

hepatic duct

(Simple) suture of:

bile duct NOS

hepatic duct

Excludes: operative removal of prosthetic device (63.7)

63.7 Removal of prosthetic appliance from bile duct

Intraluminal (T) (Y) tube (device) (stent)

Excludes: nonoperative removal (11.55)

63.8 Operations on sphincter of Oddi

Ampulla of Vater
Pancreatic sphincter
Sphincter of Oddi

63.81 Dilatation of sphincter of Oddi

Dilatation of:
ampulla of Vater
pancreatic sphincter

63.82 Pancreatic sphincterotomy

Choledochal sphincterotomy
Division of:
pancreatic sphincter
sphincter of Oddi
Incision of:
pancreatic sphincter
sphincter of Oddi
Transduodenal ampullary sphincterotomy

63.83 Pancreatic sphincteroplasty

63.89 Other operations on sphincter of Oddi

Resection of sphincter

63.9 Other operations on biliary tract

*Excludes: freeing of peritoneal adhesions (66.4)
irrigation of cholecystostomy and other biliary tube
(10.41)
nonoperative removal of cholecystostomy tube (11.54)
nonoperative removal of T tube, other bile duct tube or
liver tube (11.55)*

- 63.91 Repair of gallbladder
- Cholecystorrhaphy
 - Repair of (traumatic) laceration of gallbladder
 - Suture of gallbladder
- 63.92 Closure of cholecystostomy
- Closure of artificial opening of gallbladder
- 63.93 Closure of other fistula
- Gallbladder fistulectomy NOS
 - That of cholecystogastroenteric fistula
- 63.94 Revision of anastomosis of biliary tract
- 63.95 Endoscopy (operative) of biliary tract
- 63.96 Intra-operative or intravenous cholangiogram or percutaneous hepatic cholangiogram
- 63.97 Percutaneous (needle) biopsy of gallbladder or biliary tract
- 63.98 Other biopsy of gallbladder or biliary tract
- Excludes: excisional biopsy of lesion (63.11,63.51-63.59)*
- 63.99 Other operations on biliary tract NEC
- Cholecystenterorrhaphy
 - Cholecystopexy
 - Insertion or replacement of prosthesis
 - Removal, without incision, of calculus of:
 - bile duct
 - gallbladder

64 OPERATIONS ON PANCREAS

Includes: pancreatic duct

64.0 Pancreatotomy

- 64.01 Drainage of pancreatic cyst by catheter

64.09 Other pancreatotomy

Drainage (external) }
Exploration } of pancreas
Incision }

Pancreatolithotomy

Pancreolithotomy

Removal of:

calculus from the pancreas

foreign body by incision

Excludes: drainage by anastomosis (64.3, 64.7)
incision of pancreatic sphincter (63.82)
marsupialization of cyst (64.2)

64.1 Local excision or destruction of pancreatic lesion

Excisional biopsy of pancreatic lesion

Excludes: fistulectomy (64.41, 64.42)

64.2 Marsupialization of pancreatic cyst

External marsupialization of pseudocyst

64.3 Internal drainage of pancreatic cyst

Pancreaticocystoduodenostomy

Pancreaticocystoenterostomy

Pancreaticocystogastrostomy

Pancreaticocystojejunostomy

64.4 Partial pancreatectomy

64.41 Proximal pancreatectomy

Excision of head (with part of body)

Fistulectomy of proximal pancreas

Partial pancreaticoduodenectomy

Partial pancreatoduodenectomy

That with concomitant duodenectomy

64.42 Distal pancreatectomy

Excision of tail (with part of body)

Fistulectomy of distal pancreas

64.43 Radical subtotal pancreatectomy

- 64.49 Other partial pancreatectomy
 - Fistulectomy of pancreas NOS
 - That with concomitant duodenectomy

64.5 Total pancreatectomy

- Complete pancreaticoduodenectomy
- Complete pancreatoduodenectomy
- Complete resection of the pancreas
- That with concomitant duodenectomy

64.6 Radical pancreaticoduodenectomy

- Child's modification of Whipple procedure
- Modification of Whipple operation
- One-stage pancreaticoduodenal resection with choledochojejunal anastomosis, pancreaticojejunal anastomosis, and gastrojejunostomy
- Radical resection of the pancreas
- That with anastomosis to stomach or jejunum
- Two-stage pancreaticoduodenal resection
- Whipple procedure

64.7 Anastomosis of pancreas (duct)

- Anastomosis of pancreas to:
 - ileum
 - intestine NOS
 - jejunum
 - stomach
- Drainage of the pancreas by anastomosis
- Implantation of:
 - pancreas
 - pancreatic duct
- Pancreaticoduodenostomy
- Pancreaticoenterostomy
- Pancreaticogastrostomy
- Pancreaticoileostomy
- Pancreaticojejunostomy
- Puestow operation
- Roux-en-Y pancreaticojejunostomy
- Wirsungojejunostomy

Excludes: anastomosis to bile duct (63.29)
anastomosis to gallbladder (63.23)

64.8 Transplant of pancreas

- 64.81 Pancreatic transplant, unqualified
- 64.82 Reimplantation of pancreatic tissue
- 64.83 Homotransplant of pancreas
- 64.84 Heterotransplant of pancreas

64.9 Other operations on pancreas

Excludes: nonoperative removal of pancreatic tube or drain (11.56)

- 64.91 Cannulation of pancreatic duct (transduodenal)

Endoscopic retrograde cannulation (ERCP)
Replacement of cannula

- 64.92 Dilation of (Wirsung's) duct

- 64.93 Repair of (Wirsung's) duct

- 64.94 Other repair of pancreas

(Simple) suture

- 64.95 Aspiration biopsy of pancreas

- 64.96 Other biopsy of pancreas

Excludes: excisional biopsy (64.1)

- 64.97 Contrast pancreatogram

- 64.98 Other invasive diagnostic procedures on pancreas

- 64.99 Other operations on pancreas NEC

65 REPAIR OF HERNIA

*Includes: hernioplasty
herniorrhaphy
herniotomy*

- 65.0 Repair of inguino-femoral hernia (unilateral) (without graft or prosthesis)**
 - 65.01 Repair of inguinal hernia, unqualified
 - 65.02 Repair of direct inguinal hernia
 - 65.03 Repair of indirect inguinal hernia
 - 65.04 Repair of femoral hernia
 - Repair of crural hernia
- 65.1 Repair of inguino-femoral hernia with graft or prosthesis (unilateral)**
 - Fascial graft
 - Synthetic mesh prosthesis
 - 65.11 Repair of inguinal hernia, unqualified, with graft or prosthesis
 - 65.12 Repair of direct inguinal hernia with graft or prosthesis
 - 65.13 Repair of indirect inguinal hernia with graft or prosthesis
 - 65.14 Repair of femoral hernia with graft or prosthesis
- 65.2 Bilateral repair of inguino-femoral hernia (without graft or prosthesis)**
 - 65.21 Bilateral repair of inguinal hernia, unqualified
 - 65.22 Bilateral repair of direct inguinal hernia
 - 65.23 Bilateral repair of indirect inguinal hernia
 - 65.24 Bilateral repair of inguinal hernia, one direct and one indirect
 - 65.25 Bilateral repair of femoral hernia

65.3 Bilateral repair of inguinofemoral hernia with graft or prosthesis

Fascial graft
Synthetic mesh prosthesis

65.31 Bilateral repair of inguinal hernia, unqualified, with graft or prosthesis

65.32 Bilateral repair of direct inguinal hernia with graft or prosthesis

65.33 Bilateral repair of indirect inguinal hernia with graft or prosthesis

65.34 Bilateral repair of inguinal hernia, one direct and one indirect, with graft or prosthesis

65.35 Bilateral repair of femoral hernia with graft or prosthesis

65.4 Repair of umbilical hernia

Repair of:
omphalocele
paraumbilical hernia
Umbilical reconstruction

Excludes: repair of gastroschisis (66.63)

65.41 Repair of umbilical hernia with prosthesis

65.49 Other repair of umbilical hernia

Gross operation
Mayo herniorrhaphy

65.5 Repair of other hernia of anterior abdominal wall (without graft or prosthesis)

65.51 Repair of incisional hernia

Cattell operation
Incisional herniorrhaphy

65.59 Repair of other hernia of anterior abdominal wall

Repair of:
epigastric hernia
hypogastric hernia
spigelian hernia
ventral hernia

65.6 Repair of other hernia of anterior abdominal wall with graft or prosthesis

Fascial graft
Synthetic mesh fabric prosthesis

65.61 Repair of incisional hernia with graft or prosthesis

65.69 Repair of other hernia of anterior abdominal wall with graft or prosthesis

65.7 Repair of diaphragmatic hernia (abdominal approach)

Esophageal fundoplication
Esophagogastropexy
Nissen's fundoplication
Repair of:
diaphragmatic hernia NOS
paraesophageal hernia
parahiatal hernia
Restoration of cardio-esophageal angle

65.8 Repair of diaphragmatic hernia, thoracic approach

Plication of the diaphragm
Repair of parasternal hernia
That with thoraco-abdominal approach
Thoraco-abdominal repair of diaphragmatic hernia

65.9 Repair of other hernia

Enterocoelectomy, male

Repair of:

ischiatric hernia
ischiorectal hernia
lumbar hernia
male enterocele
obturator hernia
omental hernia
perineal hernia
pudendal hernia
retroperitoneal hernia
sciatic hernia

Excludes: freeing of intestinal adhesions (66.4)
relief of strangulated hernia with exteriorization of
intestine (58.01-58.04)
repair of:
enterocele in female (82.7)
pericostomy hernia (58.43)

66 OTHER OPERATIONS ON ABDOMINAL REGION

Includes: abdominal wall
epigastric region
flank
groin region
hypochondrium
inguinal region
loin region
male pelvic cavity
mesentery
omentum
peritoneum (parietal)
retroperitoneal space
umbilicus

Excludes: female pelvic cavity (81.01-82.92)
hernia repair (65.01-65.9)
obliteration of cul-de-sac (82.7)
retroperitoneal tissue dissection (71.01, 71.09)
skin and subcutaneous tissue of abdominal wall (98.01-
98.99)

66.0 Incision of abdominal wall

Drainage of:

- abdominal wall
- abscess of abdominal wall
- abscess of groin
- extraperitoneal abscess
- extraperitoneal pelvic area
- flank
- groin region
- retroperitoneal abscess
- subdiaphragmatic abscess, extraperitoneal
- subphrenic abscess, extraperitoneal
- urachal cyst

Exploration (of):

- abdominal wall
- extraperitoneal
- flank
- groin
- inguinal canal
- retroperitoneum

Incision of:

- abdominal wall
- flank
- groin region
- hematoma of:
 - abdominal wall
 - groin
 - retroperitoneum
- retroperitoneal area
- umbilicus
- urachal cyst

} for: evacuation of clots
exploration of wall
removal of foreign body

Removal of foreign body from:

- abdominal wall
- groin region

Excludes: incision of peritoneum (66.11, 66.19)
removal of penetrating foreign body without incision
(12.43)

66.1 Laparotomy

Control of abdominal cavity hemorrhage
Drainage of abdomen
Evacuation of pelvic blood clot

Excludes: culdocentesis (82.0)
drainage of appendiceal abscess (59.1)
exploration incidental to intra-abdominal surgery
(omit code)
Ladd operation (66.95)
removal of foreign body (66.92)

66.11 Reopening of recent laparotomy site

Reopening of recent laparotomy site for:
control of hemorrhage
exploration
incision of hematoma

66.19 Other laparotomy

Celiotomy	Exploratory laparotomy
Drainage of abscess (of):	Incision of:
epigastric region	omentum
hypochondrium	perigastric area
iliac fossa	perisplenic area
omentum	peritoneum
perigastric area	Incision of abscess:
perisplenic area	omental
peritoneum	perigastric
subdiaphragmatic	perisplenic
subhepatic	peritoneal NEC
subphrenic	subdiaphragmatic
Exploration of:	subhepatic
abdomen	subphrenic
pelvis by laparotomy	Incision of hematoma of
subdiaphragmatic space	abdominal cavity
Exploratory celiotomy	Omentotomy
	Peritonectomy

66.2 Excision or destruction of lesion or tissue of abdominal wall or umbilicus

Debridement of abdominal wall

Excision of:

abdominal wall

lesion of:

groin

inguinal canal

pelvic wall

umbilicus

urachal cyst

urachal sinus

urachus

Excisional biopsy of abdominal wall or umbilicus

Omphalectomy

Umbilectomy

Excludes: size reduction operation (98.74)

that of skin of abdominal wall (98.11-98.13)

66.3 Excision or destruction of lesion or tissue of peritoneum

Epiploectomy

Excision of:

appendices epiploica

falciform ligament

gastrocolic ligament

lesion of:

mesentery

omentum

peritoneum

peritoneum

Excision of:

presacral lesion

retroperitoneal lesion

Excisional biopsy of peritoneum

Mesenterectomy

Omentectomy

Resection of:

mesentery

omentum

peritoneum

Excludes: endometrectomy of cul-de-sac (82.22)

66.4 Freeing of peritoneal adhesions

Appendicolysis

Enterolysis

Freeing of adhesions (of):

abdominal

appendiceal

biliary tract

bladder, external

...continued

66.4 Freeing of peritoneal adhesions - continued

Freeing of adhesions to:

- gallbladder
- intestines
- liver
- pelvis
- pelvic peritoneum
- peritoneum
- spleen
- uterus

Gastrolysis

Hysterolysis

Splenolysis

Excludes: fallopian tube and ovary (77.7)
internal adhesions of bladder (69.12, 69.31)
kidney (71.01)
ureter (71.01)

66.5 Suture of abdominal wall and peritoneum

66.51 Re closure of postoperative disruption of abdominal wall

Repair of abdominal wall dehiscence	}	(for evisceration)
Resuture of abdominal wall		
Secondary closure NOS		
Secondary suture of abdominal wall		

66.52 Delayed closure of granulating abdominal wound

Tertiary subcutaneous wound closure

66.53 Other suture of abdominal wall

Laparorrhaphy

Suture of (traumatic) laceration of abdominal wall

Excludes: closure of operative wound (omit code)

66.54 Suture of peritoneum

Secondary suture of peritoneum

Excludes: closure of operative wound (omit code)

66.6 Other repair of abdominal wall and peritoneum

Retroperitoneal tissue

66.61 Plication of (small) intestine

Noble operation

Plication of jejunum

66.62 Coloplication

Cecoplication

66.63 Repair of gastroschisis

66.64 Other repair of abdominal wall

66.65 Other repair of peritoneum

Suture of gastrocolic ligament

66.66 Other repair of omentum

Detorsion of omentum

Epiplorrhaphy

Graft of omentum

Omental fixation

Omentopexy

Omentoplasty

Omentorrhaphy

Reduction of torsion of omentum

Repair of omentum

Talma-Morison operation

Excludes: cardio-omentopexy (48.3)

66.67 Other repair of mesentery

Mesenteropexy

Mesentery plication

Mesopexy

Repair of mesentery

Suture of mesentery

66.8 Invasive diagnostic procedures of abdominal region

66.81 Biopsy of abdominal wall or umbilicus

Excludes: excisional biopsy (66.2)

66.82 Biopsy of peritoneum

Biopsy of:
mesentery
omentum
peritoneal implant

Excludes: excisional biopsy (66.3)

66.83 Laparoscopy

Peritoneoscopy

*Excludes: that incidental to destruction of fallopian tubes
(78.31-78.39)*

66.84 Peritoneal pneumogram

Excludes: retroperitoneal pneumogram (71.97)

66.89 Other invasive diagnostic procedures on abdominal region

66.9 Other operations in abdominal region

Excludes: removal of ectopic pregnancy (81.21, 86.3)

66.91 Percutaneous abdominal paracentesis

Abdominal tap
Abdominocentesis
Celiocentesis
Paracentesis (abdominis)
Peritoneocentesis

Excludes: creation of cutaneoperitoneal fistula (66.93)

- 66.92 Removal of foreign body from peritoneal cavity
That of abdominal cavity
- 66.93 Creation of cutaneoperitoneal fistula
- 66.94 Creation of peritoneovascular shunt
Abdominovenous shunt
Peritoneal-jugular shunt
- 66.95 Ladd operation
- 66.96 Injection of air into peritoneal cavity
Pneumoperitoneum
Excludes: that for:
collapse of lung (45.23)
radiography (66.84)
- 66.97 Injection of locally-acting therapeutic substance into
peritoneal cavity
Excludes: peritoneal dialysis (66.98)
- 66.98 Peritoneal dialysis
- 66.99 Other operations in abdominal region NEC
Repair of multiple injuries to abdominal organs

XI. OPERATIONS ON THE URINARY TRACT

67 OPERATIONS ON KIDNEY

*Includes: renal pelvis
those by pyeloscopy*

Excludes: perirenal tissue (71.01, 71.09, 71.91-71.93)

67.0 Nephrotomy and nephrostomy

*Excludes: drainage by:
anastomosis (67.76)
aspiration (67.92)
incision of kidney pelvis (67.11, 67.12)*

67.01 Nephrotomy

Drainage of kidney (abscess) (cyst) by incision
Evacuation of renal cyst
Exploration of kidney
Incision of kidney
Kidney aspiration by incision
Nephrolithotomy
Nephrotomy
Removal of calculus by incision
Removal of foreign body by incision
That with irrigation

*Excludes: removal of calculus or foreign body without
incision (68.0)*

67.02 Nephrostomy

67.03 Percutaneous nephrostomy without

67.1 67.04 Percutaneous nephrostomy with
fragmentation

Percutaneous nephrostomy with
disruption of kidney stone
by ultrasonic energy and
(suction) extraction by endoscope
That with:
fluoroscopic guidance
placement of catheter down ureter

*Excludes: extracorporeal shock wave
lithotripsy alone (71.96)
repeat fragmentation during current
episode (71.96)*

68.0
(67.03)

67.11 Pyelotomy

Drainage of renal pelvis
Exploration of renal pelvis
Incision of renal pelvis
Pelviolithotomy
Pyelolithotomy
Removal of calculus from renal pelvis

67.12 Pyelostomy

Insertion of drainage tube
Pelviostomy

67.2 Local excision or destruction of lesion or tissue of kidney

67.21 Marsupialization of kidney lesion

Marsupialization of cyst
Unroofing of cyst

67.29 Other local excision or destruction of lesion or tissue of kidney

Diverticulectomy
Excision of lesion of kidney
Excisional biopsy of kidney
Obliteration of calyceal diverticulum

Excludes: partial nephrectomy (67.3)
percutaneous aspiration (67.92)
wedge resection (67.3)

67.3 Partial nephrectomy

Calycectomy
Heminephrectomy
Partial pelvectomy
Segmental resection } of kidney
Wedge resection }

Code also simultaneous resection of ureter (68.31-68.33)

67.4 Total nephrectomy

Nephroureterectomy (with bladder cuff)

*Code also simultaneous excision of: bladder segment (69.5)
lymph nodes (52.2, 52.4)*

67.41 Total nephrectomy (unilateral)

67.42 Nephrectomy of remaining kidney

That of solitary kidney

67.43 Removal of transplanted or rejected kidney

67.44 Bilateral nephrectomy

67.5 Transplant of kidney

Heterotopic

Orthotopic

67.51 Renal autotransplantation

Reimplantation

67.59 Other kidney transplantation

Allograft

Homotransplantation

Renotransplantation NOS

67.6 Nephropexy

Fixation or suspension of movable (floating) kidney

Nephrocolopexy

Renal suspension

67.7 Other repair of kidney

Kidney repair

Nephroplasty

Nephropyeloplasty

- 67.71 Suture of kidney
Nephrorrhaphy
Pyelorrhaphy
Suture of (traumatic) laceration
- 67.72 Closure of nephrostomy and pyelostomy
Closure of pelviostomy
- 67.73 Closure of other fistula of kidney
Closure of kidney fistula
Closure of renal fistula
Closure of renointestinal fistula
- 67.74 Reduction of torsion of renal pedicle
- 67.75 Symphysiotomy for horseshoe kidney
Division of isthmus
- 67.76 Anastomosis of kidney
Anastomosis of pelvis of kidney
Drainage of kidney by anastomosis
Nephropyeloureterostomy
Ureterocalyceal anastomosis
Ureteroneopyelostomy
Ureteropyelostomy
*Excludes: nephrocystanastomosis (68.71)
pyelocolostomy (68.61)*
- 67.77 Correction of ureteropelvic junction
Reconstruction of ureteropelvic junction
- 67.79 Other repair of kidney NEC
Culp Deweerd pyeloplasty
Culp-Scardino operation
Foley operation
Kidney pelvioplasty
Nephroplasty NOS
Pelvi-ureteroplasty
Pyeloplasty
Stewart's renal plication
Ureteropyeloplasty

67.8 Invasive diagnostic procedures on kidney

- 67.81 Percutaneous biopsy of kidney
- 67.82 Other biopsy of kidney
 - Excludes: excisional biopsy (67.29)*
- 67.83 Nephroscopy
- 67.84 Pyeloscopy
- 67.85 Intravenous pyelogram
 - Diuretic infusion pyelogram
- 67.86 Retrograde pyelogram
- 67.87 Percutaneous pyelogram
- 67.89 Other invasive diagnostic procedures on kidney

67.9 Other operations on kidney

Excludes: freeing of perirenal adhesions (71.01)

- 67.91 Decapsulation of kidney
 - Kidney capsulectomy
 - Kidney decortication
- 67.92 Percutaneous aspiration of kidney
 - Aspiration of cyst
 - Renipuncture
 - Excludes: percutaneous biopsy (67.81)*
- 67.93 Replacement of nephrostomy tube
- 67.94 Replacement of pyelostomy tube
- 67.95 Local perfusion of kidney
- 67.96 Other injection into kidney of therapeutic substance acting locally
 - Injection into cyst

- 67.97 Implantation or replacement of mechanical or artificial kidney
- 67.98 Removal of mechanical or artificial kidney
- 67.99 Other operations on kidney NEC

68 OPERATIONS ON URETER

*Includes: those by cystoscopy or ureteroscopy
ureterovesical orifice*

68.0 Transurethral clearance of ureter and renal pelvis

Manipulation of ureteral calculus by catheter
Removal of foreign body (blood clot) (calculus) from kidney or ureter (by):
catheter
endoscopy
without incision

Excludes: that by incision (67.11, 68.2)

68.1 Ureteral meatotomy

Modification of ureterovesical junction
Cutting of ureterovesical orifice
Meatotomy of ureter

68.2 Ureterotomy

Davis intubated ureterotomy
Incision of ureter
That for:
exploration
reinsertion of ureteral stent
removal of calculus
removal of foreign body
ureteral splinting
ureterolithotomy

*Excludes: cutting of ureterovesical orifice (68.1)
removal of calculus without incision (68.0)
urinary diversion (68.41-68.79)*

*Excludes: transurethral insertion of
ureteral stent for passage
of calculus (68.0)*

68.3 Ureterectomy

Code also anastomosis other than end-to-end (68.41-68.79)

Excludes: fistulectomy (68.84)

nephroureterectomy (67.41-67.43)

68.31 Ureterectomy, unqualified

68.32 Partial ureterectomy

Excision of:

lesion

ureteral stricture

ureterocele

Excisional biopsy of ureter

Shortening of ureter (with reimplantation)

Ureterocelectomy

Ureteroureterostomy with simultaneous resection

That with end-to-end anastomosis

68.33 Total ureterectomy

68.4 Cutaneous ureteroileostomy

68.41 Formation of cutaneous ureteroileostomy

Construction of ileal conduit

Daniel's operation

External ureteral ileostomy

Formation of ileal conduit

Formation of open ileal bladder

Ileal conduit

Ileal conduit operation

Ileal loop operation

Ileoureterostomy (ileal bladder) (Bricker's)

Implantation of ureters into intestine with external diversion

Open ileal bladder

Pyeloileocutaneous anastomosis

Transplantation of ureter and isolated loop of ileum with ileostomy stoma (ureteroileostomy)

Transplantation of ureter into ileum with external diversion

Ureteroileostomy, external

Ureteroileostomy with external dive

Excludes: closed ileal bladder (69.6)

replacement of ureteral defects by ileal segment (68.89)

68.42 Revision of cutaneous ureteroileostomy

68.5 Other external urinary diversion

68.51 Formation of other cutaneous ureterostomy

Anastomosis of ureter to skin

Cutaneous ureterostomy

External ureterostomy

Transplantation of ureter to skin

Tube ureterostomy

Ureterostomy NOS

Urinary diversion by implanting ureter to skin

*Excludes: nonoperative removal of ureterostomy tube
(11.62)*

68.52 Revision of other cutaneous ureterostomy

Revision of ureterostomy stoma

68.6 Urinary diversion to intestine

68.61 Pyelointestinal anastomosis

Pyelocolostomy

68.62 Other urinary diversion to intestine

Anastomosis of ureter to colon

Anastomosis of ureter to ileum

Anastomosis of ureter to intestine

Implantation of ureter into intestine

Implantation of ureter into segment of intestine

Implantation of ureter into rectum

Internal urinary diversion NOS

Transplantation of ureter to ileum

Transplantation of ureter to intestine

Ureterocecostomy

Ureterocolic anastomosis

Ureterocolostomy (ureterocolic anastomosis)

Ureteroenterostomy

Ureteroileostomy, except external

Ureteroproctostomy

Ureterosigmoidostomy

Urinary diversion by anastomosing to intestine

Code also colostomy (58.11-58.13)

Excludes: external ureteral ileostomy

68.63 Revision of ureterointestinal or pyeointestinal anastomosis

68.7 Other anastomosis or bypass of ureter

That for drainage

Excludes: ureteropyelostomy (67.76)

68.71 Nephrocystanastomosis, unqualified

68.72 Ureteroneocystostomy

Anastomosis of ureter to bladder
Bischoff ureteroneocystostomy
Bladder flap operation
Boari bladder flap
Hutch operation on ureter
Implantation of ureters into bladder
Leadbetter-Politano operation on ureter
Paquin operation on ureter
Politano-Leadbetter operation on ureter
Pyeloureterovesical anastomosis
Reimplantation of ureter into bladder
Replacement of ureter with bladder flap
Transplantation of ureter into bladder
Ureterocystostomy
Ureterovesical anastomosis

68.73 Transureteroureterostomy

Excludes: ureteroureterostomy with simultaneous partial resection (68.32)

68.79 Other anastomosis or bypass of ureter NEC

Revision of other anastomosis or bypass of ureter

68.8 Repair of ureter

Ureteroplasty

68.81 Freeing of intraluminal adhesions of ureter

*Excludes: freeing of periureteral adhesions (71.01)
ureterolysis (71.01)*

- 68.82 Suture of ureter
 - Suture of (traumatic) laceration
- 68.83 Closure of ureterostomy
- 68.84 Closure of other fistula of ureter
 - Ureterocervical fistula
 - Ureterovaginal fistula
 - Vesicoureterovaginal fistula
- 68.85 Ureteropexy
- 68.86 Removal of ligature from ureter
- 68.89 Other repair of ureter
 - Graft of ureter
 - Plication of ureter
 - Repair of ureterocoele
 - Replacement of ureter with ileal segment implanted into bladder
 - Ureteroplication

68.9 Other operations on ureter

Excludes: that by ureteral catheterization (71.8)

- 68.91 Dilation of ureteral meatus
- 68.92 Implantation or replacement of electronic ureteral stimulator
- 68.93 Removal of electronic ureteral stimulator
- 68.94 Ligation of ureter
- 68.95 Ureteroscopy
- 68.96 Percutaneous biopsy of ureter
- 68.97 Other biopsy of ureter

Excludes: excisional biopsy (68.32)

68.98 Other invasive diagnostic procedures on ureter

68.99 Other operations on ureter NEC

69 OPERATIONS ON URINARY BLADDER

*Includes: those by cystoscopy
use of cryosurgery*

*Excludes: perivesical tissue (71.11, 71.19, 71.91-71.93)
ureterovesical orifice (68.0-68.99)*

69.0 Transurethral clearance of bladder

*Code also any ultrasonic fragmentation of
of calculi (71.96)*

Aspiration (catheter)

Bladder lithotripsy

Bigelow operation

Crushing of calculus

Drainage of bladder without incision

Litholapaxy

Removal of:

blood clots (by aspiration)

calculus

foreign body } without incision

Excludes: that by incision (69.11-69.19)

69.1 Cystotomy and cystostomy

69.11 Percutaneous aspiration of bladder

Needle puncture of bladder

Paracentesis of bladder

69.12 Freeing of intraluminal adhesions with incision into
bladder

Those of bladder neck

*Excludes: transurethral lysis of intraluminal adhesions
(69.21)*

69.13 Other cystotomy

- Bladder lithotomy
- Cystolithotomy
- Drainage
- Exploration
- Litholapaxy
- Removal of: } of bladder by or with incision
 - blood clots
 - calculus
 - foreign body
- Franco operation
- Suprapubic catheterization
- Vesicolithotomy

69.14 Cystostomy

- External suprapubic tube

69.15 Revision of cystostomy

69.2 Transurethral excision or destruction of lesion or tissue of bladder

69.21 Transurethral lysis of intraluminal adhesions

- Those of bladder neck

69.29 Other transurethral excision or destruction of lesion or tissue of bladder

- Endoscopic resection of bladder lesion
- Transurethral coagulation of urethral vesical junction
- Transurethral diverticulectomy of bladder
- Transurethral electroresection of lesion of bladder
- Transurethral excision of lesion of bladder
- Transurethral excisional biopsy of bladder
- Transurethral fulguration of bladder lesion
- Transurethral punch operation of bladder neck
- Transurethral resection of bladder neck
- Transurethral resection of vesical neck

Excludes: transurethral fistulectomy (69.73)

69.3 Other excision or destruction of lesion or tissue of bladder

Excision of bladder tissue NOS

Excludes: that with transurethral approach (69.29)

69.31 Excision of urachus

Excision of urachal cyst of bladder

Excision of urachal sinus of bladder

69.39 Open excision or destruction of other lesion or tissue of bladder

Bladder curettage

Endometrectomy of bladder

Excision of diverticulum of bladder

Excisional biopsy of bladder

Open resection of bladder neck

Open resection of vesical neck

Suprapubic diverticulectomy

Suprapubic excision of bladder lesion

Excludes: fistulectomy of bladder (69.73)

69.4 Partial cystectomy

Excision of bladder dome

Hemicystectomy

Partial resection of bladder

Segmental resection of bladder

Subtotal cystectomy

Trigonectomy

Wedge resection of bladder

69.5 Total cystectomy

That with urethrectomy

69.51 Radical cystectomy

En masse removal of pelvic viscera
Pelvic clearance
Pelvic evisceration
Pelvic exenteration
Removal of bladder, prostate, seminal vesicles, and fat in
a male
Removal of bladder, urethra, and fat in a female

} in a male

*Code also any: lymph node dissection (52.2, 52.4);
urinary diversion (68.41-68.69)*

*Excludes: that as part of pelvic exenteration in a female
(80.7)*

69.59 Other total cystectomy

Complete cystectomy

69.6 Reconstruction of urinary bladder

Anastomosis of bladder with isolated segment of ileum
Augmentation of bladder
Colocystoplasty
Formation of closed ileal loop
Ileocystoplasty (isolated segment anastomosis) (open loop)
Replacement of bladder:
NOS
with ileal loop
with ileum or sigmoid (closed ileal bladder) (sigmoid bladder)
with sigmoid
Swenson's reconstruction of bladder

Code also resection of intestine (57.31-57.59)

69.7 Other repair of urinary bladder

*Excludes: repair of cystocele (82.4)
that for stress incontinence (71.2-71.7)*

69.71 Suture of bladder

Cystorrhaphy
Suture of (traumatic) laceration

69.72 Closure of cystostomy

Closure of artificial opening into bladder
Vesicostomy closure

69.73 Repair of other fistula of bladder

Closure of:
bladder fistula
cervicovesical fistula
rectovesical fistula
rectovesicovaginal fistula
sigmoidovesical fistula
urethroperineovesical fistula
utero-vesical fistula
vesicocervicovaginal fistula
vesicocolic fistula
vesicoenteric fistula
vesicorectal fistula
vesicosigmoidovaginal fistula
vesicouterine fistula
vesicovaginal fistula

Excludes: vesicoureterovaginal fistulectomy (68.84)

69.74 Cystourethroplasty and plastic repair of bladder neck

Bladder (neck) sphincteroplasty
Bradford Young operation
Burns operation
Plication of sphincter of urinary bladder
That with suprapubic approach
Vesicourethroplasty
V-Y plasty of bladder neck

69.75 Repair of bladder exstrophy

69.76 Cystocolic anastomosis

Anastomosis of bladder to colon

Cystocolic anastomosis

Cystocolostomy

Cystoproctostomy

Cystosigmoidostomy

69.77 Other anastomosis of bladder

Anastomosis of bladder to intestine NOS

Drainage of bladder by anastomosis

Excludes: anastomosis of bladder to colon (69.76)

69.79 Other repair of urinary bladder NEC

Bladder suspension not elsewhere classified

Cystopexy

Cystoplasty

Repair of old obstetric laceration

V-Y operation on bladder

Excludes: repair of current obstetric laceration (87.81)

69.8 Invasive diagnostic procedures on bladder

69.81 Transurethral biopsy of bladder

Excludes: excisional biopsy (69.29)

69.82 Other biopsy of bladder

Excludes: excisional biopsy (69.39)

69.83 Cystogram and cystourethrogram

Retrograde

Voiding

69.89 Other invasive diagnostic procedures on bladder

69.9 Other operations on bladder

Excludes: freeing of:

external adhesions (66.4)

perivesical adhesions (71.11)

irrigation of cystostomy (10.54)

irrigation of other indwelling urinary catheter (10.55)

removal of cystostomy tube (11.63)

removal of other urinary drainage device (11.64)

69.91 Sphincterotomy of bladder

Division of bladder neck

Incision of bladder neck

That by transurethral approach

69.92 Dilation of bladder neck

Dilation of vesical neck

69.93 Control of postoperative hemorrhage of bladder

69.94 Insertion of indwelling urinary catheter

69.95 Replacement of indwelling urinary catheter

69.96 Implantation of electronic bladder stimulator

69.97 Replacement of electronic bladder stimulator

That by transurethral cystoscopy

69.98 Removal of electronic bladder stimulator

69.99 Other operations on bladder NEC

Freeing of (internal) adhesions of bladder

70 OPERATIONS ON URETHRA

Includes: bulbourethral gland (Cowper's gland)
periurethral tissue
those by cystoscopy or urethroscopy

70.0 External urethrotomy

Drainage of urethral abscess
Excision of urethral septum
Exploration of urethra by incision
External urethrotomy for exploration
Formation of urethrovaginal fistula
Incision of urethra
Perineal urethrostomy
Poncet operation (perineal urethrostomy)
Removal of calculus from the urethra by incision
Syme operation on urethra
Urethrolithotomy
Urethrostomy
Urethrovaginal fistulization

Excludes: drainage of bulbourethral gland or periurethral tissue
(70.91)
internal urethral meatotomy (70.4)
removal of urethral calculus without incision (70.5)

70.1 Urethral meatotomy (external)

Excludes: internal urethral meatotomy (70.4)

70.2 Excision or destruction of urethral lesion or tissue

Complete urethrectomy
Diverticulectomy
Excision of:
caruncle
congenital valve
diverticulum
lesion
stricture
} of urethra
Excision of urethral stricture
Excisional biopsy of urethra

... continued

**70.2 Excision or destruction of urethral lesion or tissue -
continued**

Fulguration (of urethral lesion)
Partial urethrectomy
Radical urethrectomy
That by cauterization
Transurethral excision of urethral valves
Transvesical excision of urethral valves

Excludes: excision of bulbourethral gland (70.92)
fistulectomy (70.33)
urethrectomy as part of complete cystectomy (69.59)
urethrectomy as part of pelvic exenteration:
in a male (69.51)
in a female (80.7)
urethrectomy as part of radical cystectomy (69.51)

70.3 Repair of urethra

70.31 Suture of urethra

Suture of (traumatic) laceration
Urethrorrhaphy

Excludes: suture of obstetric laceration (87.8)

70.32 Closure of urethrostomy

70.33 Closure of other fistula of urethra

Repair of rectourethral fistula
Repair of urethrovaginal fistula

Excludes: repair of urethroperineovesical fistula (69.73)

70.34 Anastomosis of urethra

End-to-end anastomosis
Reanastomosis of urethra

70.35 Other reconstruction of urethra

Cecil operation on urethra
Johanson operation on urethra
Leadbetter operation on urethra
Swinney urethral reconstruction
Urethral construction

70.36 Urethral meatoplasty

70.39 Other repair of urethra

Benenenti rotation of bulbous urethra
Repair of hypospadias in the female
Repair of old obstetric laceration
Urethral plication
Urethropexy
Urethroplasty

Excludes: repair of:

current obstetric laceration (87.81)
epispadias or hypospadias in the male
(76.33)
urethrocele (82.41, 82.43)

70.4 Freeing of stricture of urethra

Cutting of urethral sphincter
Internal urethral meatotomy by incision
Internal urethrotomy (by endoscopy)
Freeing of intraluminal adhesions
Release of urethral stricture
Urethrolisis

70.5 Dilation of urethra

Dilation of urethrovesical junction
Passage of sounds through urethra
Removal of calculus from urethra without incision
Urethral calibration

70.8 Invasive diagnostic procedures on urethra

70.81 Biopsy of urethra

Excludes: excisional biopsy (70.2)

70.82 Biopsy of periurethral tissue

Excludes: excisional biopsy (70.92)

70.83 Perineal urethroscopy

Excludes: urethroscopy NOS (01.35)

70.89 Other invasive diagnostic procedures on urethra or periurethral tissue

70.9 Other operations on urethra and periurethral tissue

70.91 Incision of periurethral tissue

Drainage of bulbourethral gland
Incision of bulbourethral gland

70.92 Excision of periurethral tissue

70.93 Implantation of artificial urinary sphincter

Placement of inflatable:
bladder sphincter
urethral sphincter

70.99 Removal with replacement
that with pump and/or reservoir

al tissue NEC

71 OTHER OPERATIONS ON URINARY TRACT

71.0 Dissection of retroperitoneal tissue

71.01 Retroperitoneal dissection, unqualified

71.02 Ureterolysis with freeing or repositioning of ureter for retroperitoneal fibrosis

71.03 Other freeing of perirenal or periureteral adhesions

71.09 Other incision of retroperitoneal tissue

Exploration of:

perinephric area

perirenal tissue

Incision (and drainage) of perirenal:

abscess

hematoma

tissue

Removal of:

calculus

foreign body

} from perirenal tissue

That for:

drainage

exploration

71.1 Incision of perivesical tissue

71.11 Freeing of perivesical adhesions

Lysis of perivesical adhesions

71.19 Other incision of perivesical tissue

Drainage of perivesical abscess

Exploration of perivesical tissue

Incision (of hematoma) of space of Retzius

Retropubic exploration

That (for) (of):

drainage

exploration

removal of foreign body

retropubic tissue

71.2 Plication of urethrovesical junction

Kelly-Kennedy operation on urethra

Kelly operation on urethra

Kelly plication

Kelly-Stoeckel plication or stitch

Price operation on bladder

71.3 Levator muscle operation for urethrovesical suspension

Cystourethropexy with levator muscle sling
Gracilis muscle transplant for urethrovesical suspension
Ingleman-Sundberg operation
Levator muscle sling for urethrocystopexy
Pubococcygeal sling
Pubococcygeoplasty

71.4 Suprapubic sling operation

Aldridge urethral sling
Aldridge-Studdiford modification
Fascia lata sling
Gauze hammock urethral sling
Goebel-Frangenheim-Stoekel bladder operation
Goebel-Frangenheim-Stoekel urethrovesical suspension
Miller operation on bladder
Millin-Reed operation on bladder
Millin-Reed urethrovesical suspension
Oxford operation for urinary incontinence
Suprapubic suspension
Suprapubic urethral sling operation
Urethrocystopexy by suprapubic suspension

71.5 Retropubic urethral suspension

Cystourethropexy by retropubic suspension
Marshall-Marchetti-Krantz operation
Retropubic urethral sling
Suture of paraurethral tissue to symphysis pubis
Urethral suspension NOS
Urethrocystopexy by retropubic suspension
Urethrovesical sling operation

71.6 Periurethral suspension and compression

Burch urethrovesical suspension
Paraurethral suspension
Pereyra operation
Suspension of urethrovesical junction

71.7 Other repair of urinary (stress) incontinence

Anterior urethropexy
Kaufman operation for urinary stress incontinence
Polytef augmentation urethroplasty
Polytef injection of the urethra for augmentation
Rabbit ear anterior urethropexy
Repair of stress incontinence NOS
Tudor rabbit ear urethropexy
Urethrovesicopexy

71.8 Ureteral catheterization

Drainage of kidney by catheter
That for:
 bacteriological studies
 dilation (of ureteral meatus
 drainage of kidney)
 renal function studies
Sampling of single kidney
Ureterovesical orifice dilation

Excludes: dilation of ureteral meatus other than by catheterization (68.91)

that for:

removal of calculus from kidney (68.0)
retrograde pyelogram (67.86)

71.9 Other operations on urinary system

Excludes: nonoperative removal of therapeutic device (11.61-11.69)

71.91 Biopsy of perirenal or perivesical tissue

Excludes: excisional biopsy (71.92)

71.92 Other excision of perirenal or perivesical tissue

Excision of lesion
Excisional biopsy

71.93 Other operations on perirenal or perivesical tissue

71.94 Replacement of ureterostomy tube

Change of ureterostomy tube

Reinsertion of ureterostomy tube

*Excludes: nonoperative removal of ureterostomy tube
(11.62)*

71.95 Replacement of cystostomy tube

Change of cystostomy tube

Reinsertion of cystostomy tube

*Excludes: nonoperative removal of cystostomy tube
(11.63)*

* 71.96 Ultrasonic fragmentation of urinary stones


71.97 Retroperitoneal pneumogram

71.98 Other invasive diagnostic procedures on perirenal or
perivesical tissue and retroperitoneum

71.99 Other operations on urinary system NEC

*
71.96 Disintegration of urinary stones by
extracorporeal induced shock waves
Extracorporeal shock wave
lithotripsy [ESWL]
Lithotripter tank procedure

Excludes: that with percutaneous
nephrostomy (67.04)



XII. OPERATIONS ON THE MALE GENITAL ORGANS

72 OPERATIONS ON PROSTATE AND SEMINAL VESICLES

*Includes: periprostatic tissue
that by:
cryosurgery
transurethral route*

Excludes: that with simultaneous radical cystectomy (69.51)

72.0 Incision of prostate

Drainage of prostatic abscess
Exploration of prostate
Prostatocystotomy
Prostatolithotomy
Prostatotomy (perineal)
Removal of calculus from prostate
That by perineal approach
That by transurethral approach

Excludes: drainage of periprostatic tissue only (72.71)

72.1 Transurethral prostatectomy

Electroresection of prostate
Excision of median bar with transurethral approach
Fulguration of prostate
Punch resection by transurethral approach
That with cutting loop
Transurethral enucleative procedure

*Excludes: local excision of lesion (72.51)
radical prostatectomy (72.4)*

72.2 Suprapubic prostatectomy

Transvesical prostatectomy:
complete
partial
punch

*Excludes: local excision of lesion (72.51)
radical prostatectomy (72.4)*

72.3 Retropubic prostatectomy

Transcapsular retropubic resection:
complete
partial
punch

*Excludes: local excision of lesion (72.51)
radical prostatectomy (72.4)*

72.4 Radical prostatectomy

Prostatovesiculectomy
That by any approach

Excludes: cystoprostatectomy (69.51)

72.5 Other prostatectomy

72.51 Local excision of lesion of prostate

Excisional biopsy of prostatic lesion
That by any approach

72.52 Perineal prostatectomy

72.59 Other prostatectomy NEC

Prostatectomy NOS
Prostatic adenectomy NOS
Transcapsular prostatectomy

72.6 Operations on seminal vesicles

72.61 Percutaneous aspiration of seminal vesicle

Excludes: needle biopsy (72.93)

72.62 Incision of seminal vesicle

72.63 Excision of seminal vesicle

Excision of mullerian duct cyst

Excisional biopsy

Spermatocystectomy

Excludes: prostatovesiculectomy (72.4)

72.69 Other operations on seminal vesicles

72.7 Incision or excision of periprostatic tissue

72.71 Incision of periprostatic tissue

Drainage of periprostatic abscess

Exploration of periprostatic tissue

72.72 Excision of periprostatic tissue

Excision of lesion of periprostatic tissue

Excisional biopsy of periprostatic tissue

72.8 Other operations on prostate

72.81 Percutaneous aspiration of prostate

Excludes: needle biopsy (72.91)

72.82 Injection into prostate

72.83 Repair of prostate

72.84 Control of (postoperative) hemorrhage of prostate

Coagulation of prostatic bed

Cystoscopy for control of prostate hemorrhage

Electrocoagulation of prostatic bed

That by endoscopy

Urethroscopy for control of prostate hemorrhage

72.89 Other operations on prostate NEC

Excludes: prostatic massage (13.94)

72.9 Invasive diagnostic procedures on prostate and seminal vesicles

72.91 Needle biopsy of prostate

Percutaneous

Trans-rectal

72.92 Other biopsy of prostate

Excludes: excisional biopsy (72.51)

72.93 Percutaneous (needle) biopsy of seminal vesicles

72.94 Other biopsy of seminal vesicles

Excludes: excisional biopsy (72.63)

72.95 Biopsy of periprostatic tissue

Excludes: excisional biopsy (72.72)

72.96 Contrast seminal vesiculogram

72.97 Other invasive diagnostic procedures on prostate or periprostatic tissue

72.98 Other invasive diagnostic procedures on seminal vesicles

73 OPERATIONS ON SCROTUM AND TUNICA VAGINALIS

73.0 Incision of scrotum and tunica vaginalis

Drainage of:

(abscess of) scrotum

tunica vaginalis

Exploration of scrotum and tunica vaginalis

Incision of:

(hematoma of) scrotum

tunica vaginalis

Removal of foreign body by incision

Scrototomy

Excludes: removal of foreign body without incision (12.42)

73.1 Excision of hydrocele (of tunica vaginalis)

Andrews hydrocelectomy

Bottle repair of hydrocele of tunica vaginalis

Hydrocelectomy of tunica vaginalis

Repair of hydrocele of tunica vaginalis

Winkelmann operation

Excludes: percutaneous aspiration of hydrocele (73.91)

73.2 Excision or destruction of lesion or tissue of scrotum

Excision of scrotal cyst

Excisional biopsy of scrotum

Fulguration of lesion of scrotum

Reduction of elephantiasis

Resection of (lesion of) scrotum

Partial scrotoectomy

Excludes: fistulectomy of scrotum (73.32)

73.3 Repair of scrotum and tunica vaginalis

73.31 Suture of scrotum and tunica vaginalis

Scrotorrhaphy

Suture of (traumatic) laceration

73.32 Repair of scrotal fistula

Fistulectomy

73.39 Other repair of scrotum and tunica vaginalis

Eversion

Inversion

Reconstruction (with rotational flaps)

Scrotal graft

Scrotal pedicle flap

Scrotoplasty

73.8 Invasive diagnostic procedures on scrotum and tunica vaginalis

73.81 Biopsy of scrotum or tunica vaginalis

Excludes: excisional biopsy (73.2, 73.92)

73.89 Other invasive diagnostic procedures on scrotum and tunica vaginalis

73.9 Other operations on scrotum and tunica vaginalis

Excludes: removal of foreign body without incision (12.42)

73.91 Percutaneous aspiration of tunica vaginalis

Aspiration of hydrocele of tunica vaginalis

73.92 Excision of lesion of tunica vaginalis other than hydrocele

Excision of hematocele of tunica vaginalis

Excision of lesion of tunica vaginalis

Excisional biopsy of lesion of tunica vaginalis

73.99 Other operations on scrotum and tunica vaginalis NEC

74 OPERATIONS ON TESTES

74.0 Incision of testes

Orchidotomy

Removal of testicular prosthesis by incision

That for:

drainage

exploration

removal of foreign body

74.1 Excision or destruction of testicular lesion

Excision of:

appendix testis

cyst of Morgagni in the male

hydatid of Morgagni in the female

lesion of testis

Excisional biopsy of testicular lesion

74.2 Unilateral orchiectomy

Cryptorchidectomy NOS

Orchiectomy NOS

Orchiectomy NOS

Removal of ovotestis NOS

That with epididymectomy

74.3 Bilateral orchiectomy

Bilateral cryptorchidectomy

Bilateral removal of ovotestes

Gonadectomy, bilateral

Male castration

Radical orchiectomy, bilateral

That with epididymectomy

Code also simultaneous lymph node dissection (52.2, 52.4)

74.31 Removal of both testes (in same operative episode)

Bilateral orchidectomy NOS

74.32 Removal of remaining testis

Removal of solitary testis

74.4 Orchiopexy

Exploration for abdominal testes

Fixation of testes in scrotum

Lord operation

Mobilization and replacement of testes in scrotum

Orchidopexy

Orchidorrhaphy

Reimplantation of testis in scrotum

Replacement of testis in scrotum

That with detorsion of testis

Torek-Bevan orchidopexy

Torek operation (first stage) (second stage)

Transplantation to and fixation of testis in scrotum

74.5 Repair of testes

Excludes: reduction of torsion (75.42)

74.51 Suture of testes

Suture of (traumatic) laceration

74.59 Other repair of testes NEC

Orchidoplasty

Orchioplasty

Testicular graft

74.6 Insertion of testicular prosthesis (bilateral) (unilateral)

74.8 Invasive diagnostic procedures on testes

74.81 Percutaneous (needle) biopsy of testes

74.82 Other biopsy of testes

Excludes: excisional biopsy (74.1)

74.89 Other invasive diagnostic procedures on testes

74.9 Other operations on testes

74.91 Aspiration of testes

Excludes: percutaneous (needle) biopsy (74.81)

74.92 Injection of therapeutic substance into testes

74.99 Other operations on testes NEC

75 OPERATIONS ON SPERMATIC CORD, EPIDIDYMIS, AND VAS DEFERENS

75.0 Excision of varicocele and hydrocele of spermatic cord

Excision of hydrocele of spermatic cord
Excision of varicocele of spermatic cord
High ligation of spermatic vein
Hydrocelectomy of canal of Nuck
Ligation of spermatic veins
Ligation of varicocele of spermatic cord
Repair of hydrocele of spermatic cord
Varicocelectomy
Vidal varicocele ligation

75.1 Excision of cyst of epididymis

Spermatocoelectomy

75.2 Excision of other lesion or tissue of spermatic cord and epididymis

Excision of:
appendix epididymis
lesion of epididymis
lesion of spermatic cord
spermatic cord
Excisional biopsy of spermatic cord and epididymis

75.3 Epididymectomy

Excludes: that with orchietomy (74.2, 74.31, 74.32)

75.4 Repair of spermatic cord and epididymis

75.41 Suture of spermatic cord and epididymis

Suture of (traumatic) laceration

75.42 Reduction of torsion of testes or spermatic cord

Detorsion of spermatic cord

Reduction of torsion of spermatic cord

Reduction of torsion of testes

Testicular detorsion

Excludes: that concomitant with orchiopexy (74.4)

75.43 Transplantation of spermatic cord

75.49 Other repair of spermatic cord and epididymis

Epididymoplasty

Repair of epididymis NOS

Repair of spermatic cord NOS

75.5 Vasotomy

Incision of abscess of vas deferens

Vasostomy

That for:

drainage

exploration

removal of foreign body

75.6 Vasectomy and ligation of vas deferens

75.61 Male sterilization procedure, unqualified

Male sterilization NOS

75.62 Ligation of vas deferens

Crushing of vas deferens

Division of vas deferens

Transection of vas deferens

Vasoligation

Vasotripsy

- 75.63 Ligation of spermatic cord
- 75.64 Vasectomy (complete) (partial)
Excisional biopsy of vas deferens
That for excision of lesion

75.7 Repair of vas deferens and epididymis

- 75.71 Suture of vas deferens and epididymis
Suture of (traumatic) laceration
Vasorrhaphy
- 75.72 Reconstruction of (surgically) divided vas deferens
Reconstruction of vas deferens
Vas deferens anastomosis
Vasovasostomy
- 75.73 Epididymovasostomy
Anastomosis of epididymis to vas deferens
- 75.74 Removal of ligature from vas deferens
- 75.75 Removal of valve from vas deferens
- 75.79 Other repair of vas deferens and epididymis

75.8 Invasive diagnostic procedures on spermatic cord, epididymis, and vas deferens

- 75.81 Biopsy of spermatic cord, epididymis or vas deferens
Excludes: excisional biopsy (75.2, 75.64)
- 75.82 Contrast epididymogram
- 75.83 Contrast vasogram
- 75.89 Other invasive diagnostic procedures on spermatic cord, epididymis or vas deferens

75.9 Other operations on spermatic cord, epididymis, and vas deferens

75.91 Aspiration of spermatocele

75.92 Epididymotomy

That for:
drainage
exploration
removal of foreign body

75.93 Incision of spermatic cord

That for:
drainage
exploration
removal of foreign body

75.94 Freeing of adhesions of spermatic cord

Lysis of adhesions of spermatic cord

75.95 Insertion of valve in vas deferens

Implantation of valve in vas deferens

75.99 Other operations on spermatic cord, epididymis and vas deferens NEC

76 OPERATIONS ON PENIS

*Includes: corpora cavernosa
glans penis
prepuce*

76.0 Circumcision

76.1 Local excision or destruction of lesion of penis

Excisional biopsy of lesion of penis
That by fulguration

76.2 Amputation of penis

Circle	Penectomy
Complete	Radical
Flap	Resection
Partial	

76.3 Repair and plastic operations on penis

- 76.31 Suture of penis
 - Suture of (traumatic) laceration
 - That of skin
- 76.32 Release of chordee
 - Correction of chordee
- 76.33 Repair of epispadias or hypospadias
 - Browne(-Denis) hypospadias repair
 - Young hypospadias repair
- 76.34 Construction of penis
 - That with graft (rib) (skin)
- 76.35 Reconstruction of penis
 - That with graft (rib) (skin)
- 76.36 Reimplantation of penis
- 76.39 Other repair of penis
 - Balanoplasty

76.4 Operations for sex transformation NEC

- That with indeterminate sex

76.8 Invasive diagnostic procedures on penis

76.81 Biopsy of penis

Excludes: excisional biopsy (76.1)

76.89 Other invasive diagnostic procedures on penis

76.9 Other operations on male genital organs

76.91 Dorsal or lateral slit of prepuce

Preputiotomy
Slitting of prepuce

76.92 Incision of penis

That for:
drainage
exploration
removal of foreign body

76.93 Division of penile adhesions

Freeing of penile adhesions

76.94 Fitting of external prosthesis of penis

Penile prosthesis NOS

76.95 Insertion or replacement of internal prosthesis of penis

Implantation of prosthesis in penis
Insertion of silastic (Pearman) prosthesis

*Excludes: that with simultaneous construction (76.34)
that with simultaneous reconstruction (76.35)*

76.96 Removal of internal prosthesis of penis

76.97 Other operations on penis


Corpora cavernosa-corpora spongiosum shunt

Corpora-saphenous shunt

Irrigation of corpora cavernosa

*Excludes: removal of (penetrating) foreign body from
penis without incision (12.42)
stretching of foreskin (13.95)*

76.99 Other operations on male genital organs NEC



XIII. OPERATIONS ON THE FEMALE GENITAL ORGANS

77 OPERATIONS ON OVARY

77.0 Oophorotomy

Drainage (abscess) (cyst)	Rupture of cyst
Oophorostomy	Salpingo-oophorotomy
Oophorotomy	

77.1 Local excision or destruction of lesion or tissue of ovary

77.11 Marsupialization of ovarian cyst

77.12 Wedge resection of ovary

77.19 Other local excision or destruction of ovary

Bisection	Excision of cyst
Capsulectomy	Excisional biopsy of ovary
Cauterization	Oophorocystectomy
Coagulation	Ovarian cystectomy
Decortication	Partial excision of ovary
Electrocoagulation	Partial oophorectomy
Enucleation of cyst	

77.2 Unilateral oophorectomy

Oophorectomy, unqualified	Unilateral excision of ovary
---------------------------	------------------------------

77.3 Unilateral salpingo-oophorectomy

Salpingo-oophorectomy, unqualified
Unilateral excision of ovary with tube

77.4 Bilateral oophorectomy

77.41 Removal of both ovaries (at same operative episode)

Bilateral excision of ovary
Female castration

77.42 Removal of remaining ovary

Removal of solitary ovary

77.5 Bilateral salpingo-oophorectomy

Bilateral excision of ovary with tube

77.51 Removal of both ovaries and tubes (at same operative episode)

77.52 Removal of remaining ovary and tube

Removal of solitary ovary and tube

77.6 Repair of ovary

Excludes: salpingo-oophorostomy (78.62)

77.61 Suture of ovary

Oophororrhaphy

Simple suture

77.62 Reimplantation of ovary

Autotransplant of ovary

Estes operation

Implantation of ovary into uterine cavity

Excludes: homotransplant of ovary (77.92)

77.63 Salpingo-oophoroplasty

77.69 Other repair of ovary

Oophoropexy

Oophoroplasty

Salpingo-oophororrhaphy

Suspension of ovary

77.7 Freeing of adhesions of ovary and fallopian tube

Lysis of tubo-ovarian adhesions

77.8 Invasive diagnostic procedures on ovary

77.81 Aspiration biopsy of ovary

77.82 Other biopsy of ovary

Excludes: excisional biopsy (77.19)

77.89 Other invasive diagnostic procedures on ovary

77.9 Other operations on ovary

77.91 Aspiration of ovary

Excludes: aspiration biopsy (77.81)

77.92 Transplantation of ovary

Homotransplant of ovary

Excludes: reimplantation of ovary (77.62)

77.93 Manual rupture of ovarian cyst

77.94 Ovarian denervation

77.95 Release of torsion of ovary

77.99 Other operations on ovary NEC

78 OPERATIONS ON FALLOPIAN TUBES

78.0 Salpingotomy

Drainage

Incision

Removal of foreign body

} of fallopian tubes

78.1 Total salpingectomy (unilateral)

Salpingectomy, unqualified

78.2 Total bilateral salpingectomy

*Excludes: bilateral partial salpingectomy (for sterilization)
(78.53)*

bilateral salpingo-oophorectomy (77.51)

78.21 Removal of both tubes (at same operative episode)

78.22 Removal of remaining tube

Removal of solitary tube

78.3 Bilateral endoscopic destruction or occlusion of fallopian tubes

That by:

cauterization

culdoscopy

endoscopy

hysteroscopy

laparoscopy

peritoneoscopy

That of remaining or solitary tube

78.31 Bilateral endoscopic ligation and crushing of fallopian tubes

78.32 Bilateral endoscopic ligation and division of fallopian tubes

78.39 Other bilateral endoscopic destruction or occlusion of fallopian tubes

78.4 Other bilateral destruction or occlusion of fallopian tubes

That of remaining or solitary tube

Excludes: that by endoscopy (78.31-78.39)

78.41 Other bilateral ligation and crushing of fallopian tubes

Madlener operation

78.42 Other bilateral ligation and division of fallopian tubes

Irving operation
Pomeroy operation

78.49 Other bilateral destruction or occlusion of fallopian tubes
NEC

78.5 Other salpingectomy

Cauterization
Coagulation
Electrocoagulation

Excludes: fistulectomy (78.63)

78.51 Excision or destruction of lesion of fallopian tube

Excision of hydatid of Morgagni
Excisional biopsy of fallopian tube

78.52 Salpingectomy (partial) with removal of tubal pregnancy

Removal of ectopic fetus from fallopian tube

Code also associated oophorectomy (77.2)

78.53 Bilateral partial salpingectomy, unqualified

That for sterilization

78.59 Other partial salpingectomy

Cornual resection
Fimbriectomy
Kroener operation

78.6 Repair of fallopian tube

Repair of fallopian tube with graft or prosthesis

78.61 Suture of fallopian tube

Salpingorrhaphy
Simple suture

78.62 Salpingo-oophorostomy

78.63 Salpingo-salpingostomy

Repair of fistula NOS
Tubal anastomosis NOS

78.64 Salpingo-uterostomy

Hysterosalpingostomy
Implantation of tube into uterus
Reimplantation of tube into uterus
Salpingohysterostomy

78.69 Other repair of fallopian tube

Graft of fallopian tube
Removal of ligature from fallopian tube
Reopening of divided tube
Salpingoplasty
Salpingostomy

78.7 Insufflation of fallopian tube

Insufflation of fallopian tube with:

air
dye
gas
saline

Rubin's test

Excludes: insufflation of therapeutic agent (78.95)
that for hysterosalpingography (80.84, 80.85)

78.8 Invasive diagnostic procedures on fallopian tubes

Excludes: Rubin's test (78.7)

78.81 Biopsy of fallopian tube

Excludes: excisional biopsy (78.51)

78.89 Other invasive diagnostic procedures on fallopian tubes

78.9 Other operations on fallopian tubes

78.91 Aspiration of fallopian tube

78.92 Unilateral destruction or occlusion of fallopian tube

Unilateral:
division
ligation
transection } of fallopian tube

Excludes: that of remaining tube (78.31-78.39,78.41-78.49)

78.93 Implantation or replacement of tubal prosthesis

Mulligan (Rock) hood
Silastic tube
Stent

Excludes: that with simultaneous repair of fallopian tube (78.61-78.69),

78.94 Removal of tubal prosthesis

Mulligan (Rock) hood
Silastic tube

78.95 Insufflation of therapeutic agent into fallopian tubes

78.96 Tubal dilation

78.97 Burying of fimbriae in uterine wall

Aldrich operation

78.99 Other operations on fallopian tubes NEC

Excludes: freeing of adhesions of ovary and tube (77.7)

79 OPERATIONS ON CERVIX

79.0 Dilation of cervical canal

Insertion of:
bag into cervix
bougie into cervix

Excludes: dilation and curettage (81.01, 81.09)
that for induction of labor (85.1)
that to assist delivery (85.93)

79.1 Conization of cervix

Cold (knife) excision of cervix
Conization biopsy
Sharp conization
Sturmdorf operation

Excludes: that by:
cryosurgery (79.23)
electrosurgery (79.22)

79.2 Other excision or destruction of lesion or tissue of cervix

79.21 Marsupialization of cervical cyst

79.22 Destruction of lesion of cervix by cauterization

Electrocautery	}	of lesion of cervix
Electrocoagulation		
Electroconization		

79.23 Destruction of lesion of cervix by cryosurgery

Cryoconization

79.29 Other excision or destruction of lesion or tissue of cervix
NEC

Excisional biopsy of cervix

Excludes: fistulectomy (79.52)

79.3 Amputation of cervix

Cervicectomy with simultaneous colporrhaphy
Excision of cervical stump
Hysterotrachelectomy
Trachelectomy

79.4 Repair of internal cervical os

Cerclage of isthmus uteri
Encirclement suture (McDonald)
Excision (wedge) with suture repair (Lash)
Implantation of fibrosis-producing irritants
Marekwald operation
Shirodkar operation
Supporting suture in pregnancy

79.5 Other repair of cervix

Excludes: repair of (recent) (unhealed) obstetric laceration during the immediate postpartum period (87.72)

79.51 Suture of cervix

Suture of (traumatic) laceration

79.52 Repair of fistula of cervix

Cervicosigmoidal fistulectomy

Excludes: fistulectomy:

cervicovesical (69.73)

ureterocervical (68.84)

vesicocervicovaginal (69.73)

79.59 Other repair of cervix NEC

Cervicoplasty

Late repair of obstetric laceration

Tracheloplasty

79.8 Invasive diagnostic procedures on cervix

*Excludes: conization biopsy (79.1)
excisional biopsy (79.29)*

79.81 Endocervical biopsy

79.82 Other cervical biopsy

Punch biopsy NOS

79.89 Other invasive and diagnostic procedures on cervix

79.9 Other operations on cervix NEC

80 OTHER INCISION AND EXCISION OF UTERUS

80.0 Hysterotomy

Hysterotomy with removal of hydatidiform mole
(Hystero) trachelotomy

That for:

drainage

exploration

removal of foreign body

*Excludes: hysterotomy for termination of pregnancy (86.41)
that for excision or destruction of lesion of uterus
(80.11-80.19)*

80.1 Excision or destruction of lesion or tissue of uterus

80.11 Division of endometrial synechiae

Freeing of intraluminal adhesions

80.12 Incision or excision of congenital septum of uterus

80.19 Other excision or destruction of lesion of uterus

Endometrectomy

Excisional biopsy of lesion of uterus

Myomectomy

Excludes: fistulectomy (81.52)

80.2 Subtotal abdominal hysterectomy

Bell-Beuttner operation
Bisection
Supracervical } hysterectomy
Supravaginal }
Uterine fundectomy

Excludes: hysterotrachelectomy (79.3)

80.3 Total abdominal hysterectomy

Hysterectomy, unqualified
Panhysterectomy

Code also simultaneous removal of tubes and ovaries (77.51)

80.4 Vaginal hysterectomy (subtotal) (total)

Colpohysterectomy

*Code also: simultaneous removal of tubes and ovaries (77.51)
simultaneous repair of cystocele or rectocele (82.4)
simultaneous repair of pelvic floor (82.69)*

80.5 Radical abdominal hysterectomy

Hysterocolpectomy
Radical hysterectomy (modified)
Removal of upper vagina and cellular tissues
Wertheim's operation

*Code also: simultaneous lymph gland dissection (52.2, 52.4)
simultaneous removal of tubes and ovaries (77.51)*

80.6 Radical vaginal hysterectomy

Schauta operation

*Code also: simultaneous lymph gland dissection (52.2, 52.4)
simultaneous removal of tubes and ovaries (77.51)*

80.7 Pelvic evisceration

En masse resection of all pelvic viscera

Pelvic exenteration

Removal of ovaries, tubes, uterus, vagina, bladder and urethra

That with removal of sigmoid colon and rectum

Code also: simultaneous colostomy (58.11-58.13)

simultaneous lymph gland dissection (52.2, 52.4)

simultaneous urinary diversion (68.41-68.63)

80.8 Invasive diagnostic procedures on uterus and supports

Excludes: diagnostic aspiration curettage (81.69)

diagnostic D & C (81.09)

80.81 Hysteroscopy

80.82 Digital examination of uterus

80.83 Uterine biopsy

80.19

Excludes: excisional biopsy (81.19)

80.84 Gas contrast hysterosalpingography

80.85 Opaque dye contrast hysterosalpingography

80.86 Percutaneous hystero-graphy

80.87 Pelvic gas contrast radiography

Pelvic pneumoperitoneum

80.88 Pelvic opaque dye contrast radiography

80.89 Other invasive diagnostic procedures on uterus and supports NEC

Biopsy of uterine ligaments

81 OTHER OPERATIONS ON UTERUS AND SUPPORTS

81.0 Dilation and curettage (of uterus)

*Excludes: aspiration curettage of uterus (81.61-81.69)
that for termination of pregnancy (87.21)*

81.01 Dilation and curettage following delivery or abortion
That for removal of retained products of conception

81.09 Other dilation and curettage
Diagnostic D & C

Excludes: that with biopsy (80.83)

81.2 Excision or destruction of lesion or tissue of uterine supports

81.21 Removal of intraligamentous ectopic pregnancy

81.29 Other excision or destruction of lesion or tissue of uterine supports

Canal of Nuck

Excision of:

hematoma (broad ligament)

hydrocele (round ligament)

lesion of:

broad ligament

round ligament

uterosacral ligament

Mullerian duct

Paramesonephric duct

Parovarian cyst

Wolffian duct

81.3 Repair of uterine supports

81.31 Interposition operation

Watkins procedure

81.32 Other uterine suspension

Adams operation
Baldy-Webster suspension
Coffey suspension (Meigs' modification)
Fothergill operation
Gilliam suspension
Hysteropexy
Manchester operation
Olshausen suspension
Plication of uterine ligament
Plication of uterosacral ligament
Ventrofixation
Ventrohysteropexy
Ventrosuspension

81.33 Vaginal repair of chronic inversion of uterus

81.39 Other repair of uterine supports

81.4 Paracervical uterine denervation

Detachment of uterosacral ligaments
Division of uterosacral ligaments
Doyle procedure

81.5 Repair of uterus

*Excludes: repair of (recent) (unhealed) obstetric laceration
during the immediate postpartum period (87.71)*

81.51 Suture of uterus

Simple suture

81.52 Closure of fistula of uterus

Fistulectomy:
abdominouterine
enterouterine
intestinouterine
rectouterine
uteroenteric
uterointestinal
uterorectal
uterovaginal

Excludes: uterovesical fistulectomy (69.73)

81.59 Other repair of uterus

Hysteroplasty
Repair of old obstetric laceration
Strassman metroplasty (Jones modification)
Tompkins metroplasty

Excludes: repair of current obstetric laceration (87.71-87.73)

81.6 Aspiration curettage of uterus

Suction curettage

*Excludes: menstrual extraction (81.7)
that for termination of pregnancy (87.1)*

81.61 Aspiration curettage following delivery or abortion

That for removal of retained products of conception

81.69 Other aspiration curettage of uterus

Diagnostic aspiration curettage
Endometrial biopsy by aspiration

81.7 Menstrual extraction or regulation

81.8 Insertion of intrauterine contraceptive device

81.9 Other operations on uterus, cervix, and supporting structures

81.91 Insertion of therapeutic device into uterus

Insertion of intracavitary radium
Intrauterine tamponade (non-obstetric)

*Excludes: insertion of intrauterine contraceptive device (81.8)
obstetric insertion of bag or bougie (85.1)*

81.92 Artificial insemination

81.93 Insertion of laminaria

81.94 Manual replacement of inverted uterus

Excludes: that in immediate postpartum period (87.94)

81.95 Incision of cervix

Excludes: that to assist delivery (85.93)

81.96 Removal of cerclage material from cervix

Removal of encircling suture of cervix

81.97 Removal of other penetrating foreign body from cervix

Excludes: removal of intraluminal foreign body from cervix (81.19)

81.98 Other operations on supporting structures of uterus

81.99 Other operations on cervix and uterus

82 OPERATIONS ON VAGINA AND CUL-DE-SAC

Includes: hymen

82.0 Culdocentesis

Aspiration of cul-de-sac (abscess)
Colpoceliocentesis
Colpocentesis

Excludes: culdoscopy (82.81)

82.1 Incision of vagina and cul-de-sac

82.11 Hymenotomy

82.12 Colpotomy or culdotomy

Incision for:
drainage (of pelvic abscess)
exploration

82.13 Freeing of intratumoral adhesions of vagina

82.14 Other vaginotomy

Division of vaginal septum
Drainage of hematoma of vaginal cuff
That for removal of foreign body
Vaginoperineotomy

82.2 Local excision or destruction of vagina and cul-de-sac

Excludes: biopsy (82.82, 82.83)

82.21 Hymenectomy

82.22 Excision or destruction of lesion of cul-de-sac

Endometrectomy of cul-de-sac
Excisional biopsy of lesion of cul-de-sac

82.23 Excision or destruction of lesion or tissue of vagina

Colpectomy, partial

Excision of:

cyst

polyp

septum

Excisional biopsy of vagina

Excludes: fistulectomy (82.62)

82.3 Obliteration and total excision of vagina

Colpectomy (total)

Colpocleisis (complete) (partial)

Goodall-Power operation

LeFort operation

Vaginectomy

82.4 Repair of cystocele and rectocele

82.41 Repair of cystocele

Anterior colporrhaphy (with urethrocele repair)

Excludes: that with concomitant repair of rectocele (82.43)

82.42 Repair of rectocele

Posterior colporrhaphy

Excludes: that with concomitant repair of cystocele (82.43)

82.43 Repair of cystocele and rectocele

A and P repair

82.5 Vaginal construction and reconstruction

That with graft (skin) (colon)

82.51 Vaginal construction (Abbe) (McIndoe) (Williams)

Colpopoiesis

82.52 Vaginal reconstruction

82.6 Other repair of vagina

*Excludes: that simultaneous with cervical amputation (79.3)
repair of (recent) (unhealed) obstetric laceration
during the immediate postpartum period (87.8)
freeing of intraluminal adhesions (82.13)*

82.61 Suture of vagina

Colpoperineorrhaphy

Suture of (traumatic) laceration

82.62 Repair of fistula of vagina

Fistulectomy:

colovaginal

enterovaginal

rectovaginal

sigmoidovaginal

vaginocutaneous

vaginoperineal

Excludes: repair of fistula:

rectovesicovaginal (69.73)

ureterovaginal (68.84)

urethrovaginal (70.33)

uterovaginal (81.52)

vesicosigmoidovaginal (69.73)

vesicoureterovaginal (68.84)

vesicocervicovaginal (69.73)

vesicovaginal (69.73)

82.63 Hymenorrhaphy

82.64 Vaginal suspension and fixation

Colpopexy
Harrison-Richardson operation
Norman Miller operation
Urethrovaginal fixation
Vaginofixation

82.69 Other repair of vagina NEC

Colpoperineoplasty
Colpoplasty
Repair of pelvic floor
Vaginoplasty

82.7 Obliteration of vaginal vault

Enterocoele repair
McCall operation
Moschowitz procedure
Obliteration of cul-de-sac (by suture)

82.8 Invasive diagnostic procedures on vagina and cul-de-sac

82.81 Culdoscopy

82.82 Biopsy of cul-de-sac

Excludes: excisional biopsy (82.22)

82.83 Vaginal biopsy

Excludes: excisional biopsy (82.23)

82.89 Other invasive diagnostic procedures on vagina and cul-de-sac

82.9 Other operations on vagina and cul-de-sac

Excludes: insertion of:
vaginal diaphragm (10.15)
vaginal mold (10.13)
vaginal pack (10.12)
vaginal pessary (10.16)
removal of intraluminal foreign body (12.23)

82.91 Other operations on vagina

82.92 Other operations on cul-de-sac

83 OPERATIONS ON VULVA AND PERINEUM

Includes: Bartholin's gland
clitoris
labia (majora) (minora)
Skene's gland

Excludes: hymen (82.11-82.91)

83.0 Incision of vulva and perineum

83.01 Freeing of vulvar adhesions

83.09 Other incision of vulva and perineum

Enlargement of introitus NOS

That for:

drainage

exploration

removal of foreign body

Excludes: removal of foreign body without incision
(12.41)

83.1 Operations on Bartholin's gland

83.11 Percutaneous aspiration of Bartholin's gland (cyst)

83.12 Incision of Bartholin's gland (cyst)

83.13 Marsupialization of Bartholin's gland (cyst)

83.14 Excision or other destruction of Bartholin's gland (cyst)

83.19 Other operations on Bartholin's gland

83.2 Other local excision or destruction of vulva and perineum

Division of Skene's gland

Excision of:

lesion

mucosa (redundant)

Excisional biopsy of vulva and perineum

Excludes: fistulectomy (83.62)

83.3 Operations on clitoris

Amputation

Clitoridectomy

Clitoridotomy

Female circumcision

83.4 Radical vulvectomy

Bassett vulvectomy

Twombly-Ulfelder vulvectomy

Code also simultaneous lymph gland dissection (52.2, 52.4)

83.5 Other vulvectomy

Simple vulvectomy

83.51 Unilateral vulvectomy

83.52 Bilateral vulvectomy

Vulvectomy NOS

83.6 Repair of vulva and perineum

Excludes: repair of (recent) (unhealed) obstetric laceration during the immediate postpartum period (87.8)

83.61 Suture of vulva and perineum

Perineorrhaphy

Suture of (traumatic) laceration

83.62 Repair of fistula of vulva or perineum

Closure of perineal fistula

Fistulectomy:

perineorectal

perineosigmoidal

rectolabial

rectovulvar

vulvorectal

Excludes: repair of fistula:

urethroperineal (70.33)

urethroperineovesical (69.73)

vaginoperineal (82.62)

83.69 Other repair of vulva and perineum

Hegar operation

Perineoplasty

Repair of old obstetric laceration

83.7 Other operations on vulva

Excludes: removal of:

foreign body without incision (12.41)

packing (11.75)

replacement of packing (11.26)


83.8 Invasive diagnostic procedures on vulva and perineum

83.81 Biopsy of vulva and perineum

Excludes: excisional biopsy (83.2)

83.89 Other invasive diagnostic procedures on vulva and perineum

83.9 Other operations on female genital organs NEC



XIV. OBSTETRIC PROCEDURES

84 FORCEPS EXTRACTION AND OTHER INSTRUMENTAL DELIVERY

84.0 Low forceps delivery (without episiotomy)

Outlet forceps delivery

84.1 Low forceps delivery with episiotomy

Outlet forceps delivery with episiotomy

84.2 Mid forceps delivery

84.21 Mid forceps delivery with episiotomy

84.29 Other mid forceps delivery

84.3 High forceps delivery

84.31 High forceps delivery with episiotomy

84.39 Other high forceps delivery

84.4 Forceps rotation of fetal head

Barton's forceps

DeLee maneuver

Key-in-lock rotation

Kielland rotation

Scanzoni's maneuver

Code also any associated forceps extraction (84.0-84.39)

84.5 Breech extraction

Assisted delivery

Instrumental assistance

Excludes: that with forceps to aftercoming head (84.61-84.69)

84.51 Breech extraction, unqualified

84.52 Partial breech extraction

84.53 Total breech extraction

84.6 Forceps application to aftercoming head

Piper forceps delivery

84.61 Partial breech extraction with forceps to aftercoming head

84.62 Total breech extraction with forceps to aftercoming head

84.69 Other forceps application to aftercoming head

84.7 Vacuum extraction

Malmstrom's extraction Vacuum traction on fetal scalp

84.71 Vacuum extraction with episiotomy

84.79 Other vacuum extraction

84.8 Other specified instrumental delivery

84.9 Unspecified instrumental delivery

85 OTHER PROCEDURES INDUCING OR ASSISTING DELIVERY

85.0 Artificial rupture of membranes

85.01 Induction of labor by artificial rupture of membranes

Surgical induction NOS

Excludes: artificial rupture of membranes after onset of labor (85.09)

85.09 Other artificial rupture of membranes

Artificial rupture of membranes after onset of labor
That done at time of delivery

85.1 Other surgical induction of labor

Antepartum tamponade of uterus or vagina
Insertion of hydrostatic bag or bougie
Intra- and extra-amniotic injection for induction of labor
Stripping of membranes

Excludes: Intra-amniotic injection for abortion (87.0)

85.2 Internal version and extraction

Bimanual version	Conversion of position NOS
Braxton-Hicks version	Internal and external
Cephalic version (Wright's)	(combined) version
Combined version	Podalic (Potter's) version

85.21 Internal version without extraction

Version NOS

85.22 Internal version with extraction

85.3 Failed forceps

Application of forceps without delivery
Trial forceps

85.4 Operations on fetus to facilitate delivery

Basiotripsy	Decapitation
Cephalotomy	Destruction of fetus
Clavicotomy	Drainage of hydrocephalus
Cleidotomy	Embryotomy
Cranioclasis	Needling of hydrocephalic head
Craniotomy	Trochar drainage of hydrocephalic head
Danforth operation	

85.5 Medical induction of labor

Excludes: medication to augment active labor (omit code)

85.6 Manually assisted delivery

Excludes: assisted breech delivery (84.51-84.53)

85.61 Manual rotation of fetal head

85.69 Other manually assisted delivery

Assisted spontaneous delivery

Credé expression of placenta

Credé maneuver

Excludes: manual removal of placenta (87.6)

85.7 Episiotomy

Episiotomy

Episiotomy with subsequent episiorrhaphy

Excludes: that with:

high forceps delivery (84.31)

low forceps delivery (84.1)

mid forceps delivery (84.21)

outlet forceps delivery (84.1)

vacuum extraction (84.71)

85.9 Other operations assisting delivery

Excludes: insertion of bag or bougie to induce labor (85.1)

removal of cerclage material (81.96)

85.91 External version

Bipolar version

Wigand's version

*Excludes: internal and external (combined) version
(85.21, 85.22)*

85.92 Replacement of prolapsed umbilical cord

85.93 Dilation or incision of cervix to assist delivery

Artificial dilation of cervix
Dührssen's incisions
Obstetrical trachelotomy

85.94 Pubiotomy to assist delivery

Symphysiotomy

85.99 Other operations assisting delivery NEC

86 CESAREAN SECTION AND REMOVAL OF FETUS

Code also associated: hysterectomy (80.2, 80.3, 80.5, 80.7)
myomectomy (80.19)
sterilization (78.31 - 78.49, 78.53)

86.0 Classical cesarean section

Corporeal cesarean section
Fundal cesarean section
Transperitoneal classical cesarean section
Transperitoneal upper uterine segment cesarean section
Upper uterine segment cesarean section

86.1 Cervical cesarean section

Kerr operation
Kronig operation
Laparotrachelotomy
Low cervical cesarean section
Lower uterine segment cesarean section
Transperitoneal cesarean section NOS
Transperitoneal low cervical cesarean section
Transperitoneal lower uterine segment cesarean section

86.2 Extraperitoneal cesarean section

Latzko cesarean section
Norton cesarean section
Supravescical cesarean section
Waters cesarean section

86.3 Removal of intraperitoneal embryo

Removal of:

- abdominal (ectopic) pregnancy
- extrauterine pregnancy
- fetus from peritoneal cavity following uterine rupture
- ovarian pregnancy
- ruptured tubal pregnancy

Excludes: removal of extraperitoneal (intraligamentous) pregnancy (81.21) that with simultaneous salpingectomy (78.52)

86.4 Other removal of embryo

86.41 Hysterotomy to terminate pregnancy

(Therapeutic) abortion by hysterotomy

86.42 Hysterectomy to terminate pregnancy

(Therapeutic) abortion by hysterectomy

86.49 Other removal of embryo NEC

Embryectomy NOS

86.8 Cesarean section of other specified type

Vaginal cesarean section

86.9 Cesarean section of unspecified type

Cesarean hysterotomy

Cesarean section NOS

Obstetric abdominouterotomy

Obstetric hysterotomy

Repeat cesarean section NOS

87 OTHER OBSTETRIC OPERATIONS

87.0 Intra-amniotic injection for termination of pregnancy

Aburel's operation

Injection of:

prostaglandin }
saline } for induction of abortion

Termination of pregnancy }
(Therapeutic) abortion } by intrauterine injection

87.1 Vacuum aspiration for termination of pregnancy

Aspiration curettage

Suction curettage

87.2 Other termination of pregnancy

87.21 Dilation and curettage for termination of pregnancy

87.29 Other termination of pregnancy NEC

Termination of pregnancy NOS

Therapeutic abortion NOS

Excludes: that by:

intra-amniotic injection (87.0)

hysterectomy (86.42)

hysterotomy (86.41)

vacuum aspiration (87.1)

87.3 Amniocentesis

Excludes: amnioscopy (87.51)

87.4 Intrauterine transfusion

Exchange transfusion in utero

Insertion of catheter (abdomen of fetus)

Intraperitoneal blood transfusion exchange

Code also any associated hysterotomy (80.0)

87.5 Other intrauterine operations on fetus and amnion

Code also any associated hysterotomy (80.0)

87.51 Amnioscopy

Fetoscopy
Laparoscopy
Needlescopy

87.52 Insertion of scalp electrodes

Fetal EKG (scalp)

87.53 Fetal blood sampling and biopsy

87.54 Fetal monitoring, unqualified

87.55 Other diagnostic procedures on fetus and amnion

Intrauterine pressure determination

Excludes: amniocentesis (87.3)

87.56 Correction of fetal defect

87.59 Other intrauterine operations on fetus and amnion NEC

87.6 Removal of retained placenta

Manual removal of placenta and membranes

*Excludes: aspiration curettage (81.61)
dilation and curettage (81.01)
expression of placenta (85.69)*

87.7 Repair of obstetric laceration of uterus

87.71 Repair of obstetric laceration of uterus, unqualified

Repair of ruptured uterus NOS

87.72 Repair of obstetric laceration of cervix

Suture of torn cervix

87.73 Repair of obstetric laceration of corpus uteri

87.8 Repair of other obstetric lacerations

87.81 Repair of obstetric laceration of bladder and urethra

87.82 Repair of obstetric laceration of sphincter ani

87.89 Repair of other obstetric lacerations NEC

Episioperineorrhaphy	Repair or suture of:
Episiorrhaphy	vagina
Perineorrhaphy	vulva
Repair or suture of:	Secondary repair of:
pelvic floor	episiotomy
perineum	laceration

Excludes: episiorrhaphy for routine episiotomy (85.7)

87.9 Other obstetric operations

87.91 Evacuation of incisional hematoma

Evacuation of hematoma of:
episiotomy
perineorrhaphy

87.92 Evacuation of other hematoma of vulva or vagina

87.93 Surgical correction of inverted uterus

Incision of cervix
Spinelli operation
Transsection of cervix

87.94 Manual replacement of inverted uterus

87.95 Manual exploration of uterine cavity, postpartum

87.96 Obstetric tamponade of uterus or vagina

Excludes: antepartum (85.1)

87.98 Delivery NEC

Delivery NOS

Unassisted spontaneous delivery

87.99 Other obstetric operations NEC

XV. OPERATIONS ON THE MUSCULOSKELETAL SYSTEM

88 OPERATIONS ON FACIAL BONES AND JOINTS

*Excludes: accessory sinuses (34.0-34.9)
nasal bones (33.01-33.99)
skull (14.01-15.99)*

88.0 (Closed) reduction of facial fractures

That with or without internal fixation

88.01 Reduction of facial fracture, unqualified

88.02 (Closed) reduction of malar and zygomatic fracture

88.03 (Closed) reduction of maxillary fracture

Alveolus of maxilla

88.04 (Closed) reduction of mandibular fracture

Alveolus of mandible

88.05 (Closed) reduction of orbital fracture

88.09 (Closed) reduction of other facial fracture

88.1 Open reduction of facial fractures

That with or without:

bone graft

internal fixation

synthetic implant

88.11 Open reduction of facial fracture, unqualified

88.12 Open reduction of malar and zygomatic fracture

88.13 Open reduction of maxillary fracture

88.14 Open reduction of mandibular fracture

88.15 Open reduction of alveolar fracture
Reduction with stabilization of teeth

88.16 Open reduction of orbital fracture
Orbit rim or wall

88.19 Open reduction of other facial fracture

88.2 Incision of facial bone without division

Osteotomy } of facial bone
Periosteotomy }

Excludes: division of facial bones (88.71, 88.72)

88.21 Sequestrectomy of facial bone

Osteoplastic necrotomy }
Removal of necrotic bone chip } of facial bone
Removal of sequestrum }

88.29 Other incision of facial bone without division

Drilling of facial bone
Facial bone cortex window operation
Facial osteotomy
Osteotomy of mandible NOS
Maxillary osteotomy
Removal of bone chip from facial bone
Removal of foreign body from facial bone by incision
Reopening of osteotomy site of facial bone
That for:
drainage
exploration
removal of foreign body

Excludes: removal of internal fixation device of facial bone (88.96)

88.3 Local excision or destruction of lesion of facial bone

Craterization
Curettage
Debridement
Excision of:
 exostosis
 fistula
 lesion
 lingual torus
 torus mandibularis
Excisional biopsy of facial bone (lesion)
Guttering
Saucerization

Excludes: excision of odontogenic lesion (36.3)

88.4 Partial ostectomy of facial bone, except mandible

Excision of facial bone, partial
Fergusson excision of maxilla
Hemimaxillectomy
Partial ostectomy, upper jaw
Partial resection of facial bone
That with bone graft or prosthesis

Excludes: partial ostectomy of mandible (88.51)

88.5 Excision and reconstruction of mandible

88.51 Partial ostectomy, mandible

Excision of mandible bone, partial
Hemimandibulectomy
Partial mandibulectomy
Partial ostectomy, jaw (lower)

*Excludes: that with temporomandibular arthroplasty
(88.6)*

88.52 Total mandibulectomy with reconstruction

Excision of mandible with graft or prosthesis
Ostectomy of jaw (lower) }
Resection of mandible } with reconstruction
Smith's ostectomy, jawbone }

88.53 Other total mandibulectomy

Complete mandibulectomy
Complete ostectomy of mandible
Smith's ostectomy, jawbone
Total excision of mandible

88.6 Temporomandibular arthroplasty

Condylectomy (intracapsular) of jaw
Excision of mandibular condyle
Excision of meniscus of jaw
Excision of meniscus of temporomandibular joint
Mandibular condylectomy
Meniscectomy of temporomandibular joint
Resection of mandibular condyle

88.7 Other facial bone repair and osteoplasty

88.71 Division of mandible

Condylotomy of mandible
Division of mandibular angle
Ramisection of mandible

88.72 Division of other facial bone

Division of maxilla
Ramisection of maxilla

88.73 Reduction genioplasty

Reduction mentoplasty

- 88.74 Augmentation genioplasty
Mentoplasty NOS
That with bone graft or synthetic implant
- 88.75 Prognathic recession
Correction of prognathism
Recession of prognathic jaw
- 88.76 Reconstruction of mandible without associated resection
Bone graft to mandible
Extension to mandibular ridge
Repair of mandibular ridge
Excludes: that with resection (88.52)
- 88.77 Reconstruction of other facial bone without associated resection
That with bone graft or synthetic implant
Excludes: that with resection (88.91)
- 88.79 Other facial bone repair NEC
- 88.8 Invasive diagnostic procedures on facial bones**
- 88.81 Biopsy of facial bone
Excludes: excisional biopsy (88.3)
- 88.82 Temporomandibular contrast arthrogram
- 88.89 Other invasive diagnostic procedures on facial bones
- 88.9 Other operations on facial bones and joints**
- 88.91 Total resection of facial bone except mandible with associated reconstruction
That with bone graft or synthetic implant
- 88.92 (Closed) reduction of temporomandibular dislocation

- 88.93 Open reduction of temporomandibular dislocation
- 88.94 Other manipulation of temporomandibular joint
Mobilization of mandible
- 88.95 Injection into temporomandibular joint
Introduction of therapeutic substance into
temporomandibular joint
- 88.96 Removal of internal fixation device of facial bone
Excludes: removal of dental wiring (11.34)
- 88.97 Bone graft to facial bone
- | | | |
|--------------|---|-------|
| Autogenous | } | graft |
| Bone bank | | |
| Heterogenous | | |
- 88.98 Insertion of synthetic implant in facial bone
Alloplastic implant to facial bone
- 88.99 Other operations on facial bones and joints NEC

89 INCISION, EXCISION, AND DIVISION OF OTHER BONES

*Excludes: laminectomy for decompression (16.09)
operations on:*
accessory sinuses (34.0-34.9)
facial bones (88.01-88.99)
joint structures (92.00-93.99)
nasal bones (33.01-33.99)
skull (14.01-15.99)

The following fourth-digit subclassification is for use with appropriate categories in section 89, marked with an asterisk, to identify the site:

- 0 *scapula, clavicle, and thorax (ribs and sternum)*
- 1 *humerus*
- 2 *radius and ulna*
- 3 *carpals and metacarpals*
- 4 *femur*
- 5 *patella*
- 6 *tibia and fibula*
- 7 *tarsals and metatarsals*
- 8 *other specified site*
 - pelvic bones*
 - phalanges (of foot) (of hand)*
 - vertebrae*
- 9 *unspecified site*

***89.0 Sequestrectomy**

- Osteoplastic necrotomy
- Removal of necrotic bone fragment
- Removal of sequestrum

***89.1 Other incision of bone without division**

- Bone cortex window operation
- Bone stripping
- Drilling of bone
- Periosteotomy
- Removal of bone chip or fragment
- Reopening of osteotomy site

...continued

*See page 369 for fourth-digit subclassification

***89.1 Other incision of bone without division - continued**

That for:
 drainage
 exploration
 removal of foreign body

Excludes: aspiration of bone marrow (53.41, 53.81)
removal of bone fragments of compound fracture
*(*91.6)*
removal of internal fixation device (90.60-90.69)

***89.2 Wedge osteotomy**

Excludes: that for hallux valgus (89.41)

***89.3 Other division of bone**

Bone bifurcation	Osteotomy:
Osteoarthrotomy	displacement
Osteotomy	pseudarthrosis
NOS	rotational
derotational	That with muscle transfer
	Transection of bone

Excludes: clavicotomy of fetus (85.4)
division of facial bone (88.71, 88.72)
laminotomy (16.01-16.09)
osteotomy of facial bone (88.29)
pubiotomy to assist delivery (85.94)
stapediovestibular osteotomy (31.0)
that for hallux valgus (89.41)

89.4 Excision of bunion (bunionectomy)

89.41 Bunionectomy with soft tissue correction and osteotomy of
the first metatarsal

Exostectomy of hallux with wedge osteotomy
Mitchell hallux valgus repair

89.42 Bunionectomy with soft tissue correction and arthrodesis

Lapidus bunionectomy

**See page 369 for fourth-digit subclassification*

89.43 Other bunionectomy with soft tissue correction

Joplin bunionectomy
McBride bunionectomy

89.44 Excision of bunionette

Excision of tailor's bunion

89.49 Other excision of bunion

Bunionectomy NOS
Correction of hallux valgus NOS

***89.5 Local excision of lesion or tissue of bone**

Craterization

Curettage

Debridement

Excision of:

area of non-union
bone spur
exostosis
lesion
osteophyte

Excisional biopsy of bone

Exostectomy

Fistulectomy of bone

Guttering

Saucerization

Shaving of bone

That with bone graft (chip) (cancellous)

Excludes: debridement or removal of bone fragments of
compound fracture (*91.6)
exostectomy of hallux (89.41-89.49)

***89.6 Excision of bone for graft**

That for autograft or homograft

**See page 369 for fourth-digit subclassification*

***89.7 Other partial ostectomy**

Partial excision of bone
Resection of bone end
That by wedge resection
That with bone graft or metallic fixation

Excludes: amputation (96.01-96.19)
arthrectomy (*92.6)
condylectomy (*92.6)
excision of bone end associated with:
arthrodesis (93.01-93.29)
arthroplasty (93.31-93.87)
excision of cartilage (92.31, 92.32, *92.5, *92.6)
excision of head of femur with replacement (93.51-93.64)
hemilaminectomy (16.01-16.09)
laminectomy (16.01-16.09)
ostectomy for hallux valgus (89.41-89.49)
partial amputation:
finger (96.01)
thumb (96.02)
toe (96.11)
resection of ribs incidental to thoracic operation
(omit code)
that incidental to other operation (omit code)

***89.8 Total ostectomy**

Complete ostectomy

Excludes: amputation of limb (96.01-96.19)
that incidental to other operation (omit code)

***89.9 Biopsy of bone**

Excludes: excisional biopsy (*89.5)

*See page 369 for fourth-digit subclassification

90 OTHER OPERATIONS ON BONES EXCEPT FACIAL BONES

Excludes: operations on:

- accessory sinuses (34.0-34.9)*
- facial bones (88.01-88.99)*
- joint structures (92.00-93.99)*
- nasal bones (33.01-33.99)*
- skull (14.01-15.99)*

The following fourth-digit subclassification is for use with all categories in section 90 to identify the site:

- 0 *scapula, clavicle, and thorax (ribs and sternum)*
- 1 *humerus*
- 2 *radius and ulna*
- 3 *carpals and metacarpals*
- 4 *femur*
- 5 *patella*
- 6 *tibia and fibula*
- 7 *tarsals and metatarsals*
- 8 *other specified site*
 - pelvic bones*
 - phalanges (of foot) (of hand)*
 - vertebrae*
- 9 *unspecified site*

90.0 Bone graft

Autogenous
Bone bank
Heterogenous
That with metallic fixation
Transplantation of bone

} graft

*Excludes: excision of bone for graft (*89.6)*
that for bone lengthening (90.30-90.39)

90.1 Periosteal suture

90.2 Epiphyseal stapling

Arrest of bone growth NOS
Epiphysiodesis

90.3 Other change in bone length

Bone lengthening (with bone graft)
Bone shortening

90.4 Other repair or plastic operation on bone

Repair of bone NOS

90.5 Internal fixation of bone (without fracture reduction)

Internal fixation of bone NOS
Reinsertion of internal fixation device
Revision of displaced or broken internal fixation device

Excludes: arthroplasty and arthrodesis (93.01-93.87)
bone graft (90.00-90.09)
epiphyseal stapling (90.20-90.29)
that for fracture reduction (*91.1, *91.3, *91.4, *91.5)

90.6 Removal of internal fixation device

Excludes: removal of cast, splint, external fixation, and traction device (Kirschner wire) (Steinmann pin) (11.88)

90.7 Osteoclasia

Refracture of bone for faulty union
Surgical fracture

90.8 Invasive diagnostic procedures on bone NEC

Excludes: biopsy of bone (*89.9)
microscopic examination of specimen from bone
(05.41-05.49)
radioisotope scan (06.14)
skeletal x-ray (02.01-02.79)
thermography (02.93)

90.9 Other operations on bone

Crushing of bone
Freeing of adhesions of bone

Excludes: fusion of joint (93.01-93.29)
spinal fusion (93.01-93.09)
transplantation of bone marrow (53.0)

91 REDUCTION OF FRACTURE AND DISLOCATION

Includes: application of cast or splint
insertion of fixation device (Kirschner wire) (Steinmann pin)
as part of reduction

Excludes: facial bones (88.01-88.19)
internal fixation without reduction of fracture (90.50-90.59)
nasal bones (33.61, 33.62)
orbit (88.05, 88.16)
removal of cast or splint (11.88)
replacement of cast or splint (11.11-11.14)
skull (15.02)
traction or internal fixation alone for reduction or
immobilization of fracture (07.41-07.59)
vertebrae (16.43)

The following fourth-digit subclassification is for use with appropriate categories in section 91, marked with an asterisk, to identify the site:

- 0 humerus
- 1 radius and ulna
- 2 carpals and metacarpals
- 3 phalanges of hand
- 4 femur
- 5 tibia and fibula
- 6 tarsals and metatarsals

- 7 *phalanges of foot*
- 8 *other specified bone*
- 9 *unspecified bone*

***91.0 Closed reduction of fracture (without internal fixation)**

Reduction of fracture NOS

Excludes: that for separation of epiphysis (91.40-91.49)

***91.1 Closed reduction of fracture with internal fixation**

Reduction of fracture with internal fixation NOS

Excludes: that for separation of epiphysis (91.40-91.49)

***91.2 Open reduction of fracture (without internal fixation)**

Excludes: that for separation of epiphysis (91.50-91.59)

***91.3 Open reduction of fracture with internal fixation**

Excludes: that for separation of epiphysis (91.50-91.59)

***91.4 (Closed) reduction of separated (slipped) epiphysis**

Reduction with or without internal fixation

***91.5 Open reduction of separated (slipped) epiphysis**

Reduction with or without internal fixation

***91.6 Debridement of open fracture site**

Debridement of compound fracture

Removal of bone fragments of compound fracture

Toilet of open fracture site

**See pages 375-376 for fourth-digit subclassification*

91.7 Closed reduction of dislocation of joint

Closed reduction (with external traction device) (with skeletal traction)

Reduction of dislocation of joint NOS

That by manipulation

Excludes: closed reduction of dislocation of temporomandibular joint (88.92)

91.70 Closed reduction of dislocation of shoulder

91.71 Closed reduction of dislocation of elbow

91.72 Closed reduction of dislocation of wrist

91.73 Closed reduction of dislocation of hand and finger

91.74 Closed reduction of dislocation of hip

91.75 Closed reduction of dislocation of knee

91.76 Closed reduction of dislocation of ankle

91.77 Closed reduction of dislocation of foot and toe

91.78 Closed reduction of dislocation of other specified sites

91.79 Closed reduction of dislocation of unspecified site

91.8 Open reduction of dislocation of joint

Open reduction (with internal and external fixation devices)
(with skeletal traction)

Excludes: open reduction of dislocation of temporomandibular joint (88.93)

91.80 Open reduction of dislocation of shoulder

91.81 Open reduction of dislocation of elbow

91.82 Open reduction of dislocation of wrist

- 91.83 Open reduction of dislocation of hand and finger
- 91.84 Open reduction of dislocation of hip
- 91.85 Open reduction of dislocation of knee
- 91.86 Open reduction of dislocation of ankle
- 91.87 Open reduction of dislocation of foot and toe
- 91.88 Open reduction of dislocation of other specified sites
- 91.89 Open reduction of dislocation of unspecified site

***91.9 Other or unspecified operations on bone injuries NEC**

92 INCISION AND EXCISION OF JOINT STRUCTURES

Includes: capsule of joint
cartilage
condyle
ligament
meniscus
synovial membrane

Excludes: cartilage of:
ear (30.01-30.9)
nose (33.01-33.99)
temporomandibular joint (88.01-88.99)

The following fourth-digit subclassification is for use with appropriate categories in section 92, marked with an asterisk, to identify the site:

- 0 shoulder
- 1 elbow
- 2 wrist
- 3 hand and finger
- 4 hip
- 5 knee

**See pages 375-376 for fourth-digit subclassification.*

- 6 ankle
- 7 foot and toe
- 8 other specified site
spine
- 9 unspecified site

***92.0 Arthotomy for removal of prosthesis**

***92.1 Other arthrotomy**

Arthrostomy

That for:

- drainage
- exploration
- removal of foreign body (bone chips)

Excludes: that for:

- arthrography (*92.7)*
- arthroscopy (*92.8)*
- contrast arthrogram (*92.7)*
- injection of drug (93.92)*

***92.2 Division of joint capsule, ligament, or cartilage**

Release of:

- adherent or constrictive joint capsule
- joint
- ligament

Excludes: symphysiotomy to assist delivery (85.94)

that for:

- carpal tunnel syndrome (17.33)*
- tarsal tunnel syndrome (17.34)*

92.3 Excision (or destruction) of certain specified joint structures

92.31 Excision ~~or destruction~~ of intervertebral disc

Laminectomy with excision of herniated intervertebral disc (nucleus pulposus)

**See pages 378-379 for fourth-digit subclassification*

Excludes: destruction of intervertebral disc (92.33-92.34)
intervertebral chemonucleolysis (92.33)

92.32 Excision of semilunar cartilage of knee

Excision of meniscus of knee
That with excision of lesion (cyst)

*92.4 Synovectomy

Complete or partial resection of synovial membrane
Villusectomy

Excludes: excision of Baker's cyst (95.29)

*92.5 Other local excision or destruction of lesion of joint

Excisional biopsy
That by curettage

92.7 Other destruction of intervertebral disc

*92.6 Other excision of joint

Destruction NOS
That by laser

Arthroectomy
Condylectomy
Resection of joint structure NEC

Excludes: excision of bone ends (*89.7)

*92.7 Contrast arthrogram

92.33 intervertebral chondrolysis

*92.8 Arthroscopy

Injection of proteolytic enzyme [chymopapain] into intervertebral space that with:
aspiration of disc fragments
discography

*92.9 Biopsy of joint structure

Aspiration biopsy

Excludes: injection of anesthetic substance (16.91)
injection of other substances (16.92)

Excludes: excisional biopsy (*92.5)

93 REPAIR AND PLASTIC OPERATIONS ON JOINT STRUCTURES

93.0 Spinal fusion

Arthrodesis of spine
Spondylosyndesis

*See pages 378-379 for fourth-digit subclassification

- 93.01 Atlas-axis spinal fusion
 - Craniocervical fusion
- 93.02 Other cervical spinal fusion
- 93.03 Dorsal spinal fusion
- 93.04 Dorsolumbar spinal fusion with Harrington rod
- 93.05 Other dorsolumbar spinal fusion
- 93.06 Lumbar spinal fusion
- 93.07 Lumbosacral spinal fusion
- 93.08 Refusion of spine
 - Correction of pseudoarthrosis of spine
- 93.09 Other spinal fusion
 - Spinal fusion NOS

93.1 Arthrodesis of foot and ankle

Arthrodesis with:

- bone graft
- external fixation device
- extra-articular arthrodesis

- 93.11 Ankle fusion
 - Tibiotalar fusion
- 93.12 Triple arthrodesis (and stripping)
 - Talus to calcaneus and calcaneus to cuboid and navicular
- 93.13 Subtalar fusion
- 93.14 Midtarsal fusion
- 93.15 Tarsometatarsal fusion

93.16 Metatarsophalangeal fusion

93.17 Other fusion of foot

93.18 Other fusion of toe

93.2 Arthrodesis of other joints

Arthrodesis with:

bone graft (any type) (block)

external fixation device

Excision of bone ends and compression

93.21 Arthrodesis of hip

93.22 Arthrodesis of knee

93.23 Arthrodesis of shoulder

93.24 Arthrodesis of elbow

93.25 Carporadial fusion

93.26 Metacarpocarpal fusion

93.27 Metacarpophalangeal fusion

93.28 Interphalangeal fusion

93.29 Arthrodesis of other and unspecified joints

Arthrodesis NOS

*Excludes: arthrodesis of foot and ankle (93.11-93.18)
spinal fusion (93.01-93.09)*

93.3 Arthroplasty of foot and toe

Arthroplasty with:

external traction or fixation

graft of bone or cartilage

internal fixation device or prosthesis

Excludes: that for hallux valgus (89.41-89.49)

93.31 Arthroplasty of foot and toe with synthetic prosthesis

93.39 Other arthroplasty of foot and toe

93.4 Arthroplasty of knee and ankle

Arthroplasty with:

external traction or fixation

graft of bone or cartilage

internal fixation device or prosthesis

93.41 Total knee replacement (geomedic) (polycentric)

93.42 Five-in-one repair of knee

Medial meniscectomy, medial collateral ligament repair, vestus medialis advancement, semitendinosus advancement, and pes anserinus transfer

93.43 Triad knee repair

Medial miniscectomy with repair of the anterior cruciate ligament, and the medial collateral ligament
O'Donoghue procedure

93.44 Patellar stabilization

Roux-Goldthwait operation for recurrent dislocation of patella

93.45 Other repair of the cruciate ligaments

93.46 Other repair of the collateral ligaments

93.47 Other repair of knee

93.48 Total ankle replacement

93.49 Other repair of ankle

93.5 Total hip replacement

Insertion of total hip prosthesis

93.51 Total hip replacement with use of methyl methacrylate

Replacement of both femoral head and acetabulum by prosthesis	}	with use of methyl methacrylate
Revision of total hip replacement		
Total reconstruction of hip		

93.59 Other total hip replacement

Replacement of both femoral head and acetabulum by prosthesis
Revision of total hip replacement
Total reconstruction of hip

93.6 Other arthroplasty of hip

Arthroplasty with:
external traction or fixation
graft of bone or cartilage
internal fixation device or prosthesis

93.61 Replacement of head of femur with use of methyl methacrylate

Replacement of femoral head by prosthesis	}	with use of methyl methacrylate
Replacement of femoral prosthesis, hip		

93.62 Other replacement of head of femur

Replacement of femoral head by prosthesis
Replacement of femoral prosthesis, hip

93.63 Replacement of acetabulum with use of methyl methacrylate

Cup arthroplasty	}	with use of methyl methacrylate
Replacement of acetabular prosthesis		

93.64 Other replacement of acetabulum

Cup arthroplasty
Replacement of acetabular prosthesis

93.69 Other repair of hip

93.7 Arthroplasty of hand and finger

Arthroplasty with:
external traction or fixation
internal fixation device or prosthesis

93.71 Arthroplasty of hand and finger with synthetic prosthesis

93.79 Other repair of hand and finger

That with graft of bone, cartilage, or tendon

93.8 Arthroplasty of upper extremity, except hand

Arthroplasty with:
external traction or fixation
internal fixation device or prosthesis

93.81 Arthroplasty of shoulder with synthetic prosthesis

93.82 Repair of recurrent dislocation of shoulder

Excludes: repair with synthetic prosthesis (93.81)

93.83 Other repair of shoulder

Revision of arthroplasty of shoulder

93.84 Arthroplasty of elbow with synthetic prosthesis

- 93.85 Other repair of elbow
- 93.86 Arthroplasty of carpals with synthetic prosthesis
- 93.87 Other repair of wrist
Arthroplasty of carpals without synthetic prosthesis

93.9 Other operations on joints

- 93.91 Arthrocentesis
Joint aspiration
Excludes: that for:
 - arthrography (*92.7)*
 - biopsy of joint structure (*92.9)*
 - injection of drug (93.92)*
- 93.92 Injection of therapeutic substance into joint or ligament
- 93.93 Suture of capsule or ligament of upper extremity
Excludes: that associated with arthroplasty (93.71-93.87)
- 93.94 Suture of capsule or ligament of ankle and foot
Excludes: that associated with arthroplasty (93.31-93.39, 93.48-93.49)
- 93.95 Suture of capsule or ligament of other lower extremity
Excludes: that associated with arthroplasty (93.41-93.47, 93.51-93.69)
- 93.96 Other repair of joint

93.98 Other invasive diagnostic procedures on joints

Excludes: arthroscopy (*92.8)
biopsy of joint structure (*92.9)
microscopic examination of specimen from
joint (05.41-05.49)
thermography (02.93)
x-ray (02.01-02.79)

93.99 Other operations on joint

**94 OPERATIONS ON MUSCLE, TENDON, FASCIA AND BURSA
OF HAND**

Includes: aponeurosis
synovial membrane (tendon sheath)
tendon sheath

94.0 Incision of muscle, tendon, fascia and bursa of hand

94.01 Incision of tendon sheath of hand

Release of:

DeQuervain's tenosynovitis
extensor pollicis brevis
trigger finger

Removal of rice bodies from tendon sheath

Splitting of tendon sheath

That for:

decompression
drainage
exploration
irrigation
removal of foreign body

Excludes: division of tendon (94.11)

94.02 Myotomy of hand

That for:

drainage
exploration
removal of foreign body

Excludes: myotomy for division (94.12)

94.03 Bursotomy of hand

Puncture of bursa of hand
That for
 drainage
 exploration
 removal of foreign body

*Excludes: aspiration (percutaneous) of bursa of hand
(94.95)*

94.04 Incision and drainage of palmar and thenar space

94.09 Incision of other soft tissue of hand

Incision of fascia
Incision of palmar whitlow
That for:
 drainage
 exploration
 removal of foreign body

*Excludes: division of fascia (94.13)
incision of skin and subcutaneous tissue only
(98.03-98.09)*

94.1 Division of muscle, tendon and fascia of hand

94.11 Tenotomy of hand

Division of tendon	Tendon release
Myotenotomy	Transection of tendon

94.12 Myotomy of hand for division

Division of muscle
Muscle release
Transection of muscle

94.13 Fasciotomy of hand for division

Aponeurotomy	Dupuytren's fasciotomy
Division of fascia	Release of Dupuytren's contracture

94.19 Division of other soft tissue of hand

Release of retinaculum of finger
Retinaculotomy (phalangeal)

94.2 Excision of lesion of muscle, tendon and fascia of hand

94.21 Excision of lesion of tendon (sheath) of hand

Curettage of tendon
Excision of ganglion
Excisional biopsy of tendon (sheath) lesion of hand
Ganglionectomy of tendon sheath (wrist)

94.22 Excision of lesion of muscle of hand

Curettage of muscle
Excision of myositis ossificans
Excisional biopsy of muscle lesion

94.29 Excision of lesion of other soft tissue of hand

Curettage of bursa	Excisional biopsy of
Excision of cyst of hand NOS	lesion of other
Excision of lesion of fascia	soft tissue
	Stripping of fascia

Excludes: bursectomy (94.36)
excision of lesion of skin and subcutaneous
tissue only (98.12)

94.3 Other excision of muscle, tendon and fascia of hand

Code also associated skin graft (98.42, 98.43, 98.45, 98.46, 98.54)

94.31 Excision of tendon of hand for graft

94.32 Other excision of tendon of hand

Excision of tendon sheath	Tenectomy of hand NOS
Resection of tendon	Tenosynovectomy

Excludes: excision of lesion (94.21)

94.33 Excision of muscle or fascia of hand for graft

94.34 Other excision of muscle of hand

Debridement of muscle of hand

Myectomy of hand NOS

Resection of muscle of hand

Excludes: excision of lesion (94.22)

94.35 Other excision of fascia of hand

(Adams) excision of palmar fascia

Excision of aponeurosis

Fasciectomy of hand NOS

Fasciectomy for Dupuytren's contracture

Release of Dupuytren's contracture by fasciectomy

Resection of fascia of hand

Excludes: excision of lesion (94.29)

94.36 Excision of bursa of hand

Bursectomy of hand

94.39 Other excision of other soft tissue of hand

Excludes: excision of lesion (94.29)

*excision of skin and subcutaneous tissue only
(98.12, 98.13)*

94.4 Suture of muscle, tendon and fascia of hand

94.41 Suture of tendon sheath of hand

94.42 Delayed suture of flexor tendon of hand

94.43 Delayed suture of other tendon of hand

94.44 Other suture of flexor tendon of hand

94.45 Other suture of other tendon of hand

94.46 Suture of muscle of hand

Myorrhaphy
Myosuture
Repair of muscle

94.47 Suture of fascia of hand

Aponeurorrhaphy
Fasciorrhaphy
Repair of fascia

94.5 Transplantation of muscle and tendon of hand

94.51 Advancement of tendon of hand

94.52 Recession of tendon of hand

94.53 Reattachment of tendon of hand

94.54 Reattachment of muscle of hand

94.55 Other transfer or transplantation of tendon of hand

Bunnell tendon transplant

*Excludes: pollicization of thumb (94.61)
transfer of finger except thumb (94.81)*

94.56 Other transfer or transplantation of muscle of hand

94.57 Other transposition of tendon of hand

94.58 Other transposition of muscle of hand

94.6 Reconstruction of thumb

Digital transfer to act as thumb

Code also amputation for digital transfer (96.01, 96.11)

94.61 Pollicization (operation) with neurovascular bundle carryover

Toe-to-thumb transfer

94.69 Other reconstruction of thumb

"Cocked-hat" procedure (skin flap and bone)

That with graft:

bone

island

skin (pedicle)

94.7 Plastic operations on muscle, tendon, and fascia of hand with graft or implant

94.71 Tendon pulley reconstruction

Reconstruction for opponens plasty

94.72 Plastic operation on hand with graft of tendon

94.73 Plastic operation on hand with graft of muscle

94.74 Plastic operation on hand with graft of fascia

94.8 Other plastic operations on hand

94.81 Transfer of finger except thumb

Excludes: pollicization of thumb (94.61)

94.82 Other change in length of muscle, tendon, and fascia of hand

Lengthening of:

fascia

muscle

tendon

Shortening of:

fascia

muscle

tendon

Excludes: that with graft or implant (94.71-94.74)

94.83 Repair of cleft hand

94.84 Repair of macrodactyly

94.85 Repair of mallet finger

94 86 Other plastic operations on tendon of hand

Fixation of tendon	Suture of tendon to skeletal attachment
Myotenoplasty	Tenodesis
(Plastic) repair of tendon of hand NOS	Tenoplasty
Plication of tendon	That by Z-plasty

Excludes: that with graft (94.72)

94 87 Other plastic operations on muscle of hand

Musculoplasty
Myoplasty
(Plastic) repair of muscle of hand NOS
Plication of muscle
That by Z-plasty

Excludes: that with graft (94.73)

94 88 Other plastic operations on fascia of hand

Fasciodesis
Fascioplasty
(Plastic) repair of fascia of hand NOS
Plication of fascia
Repair of fascial hernia
Suture of fascia to skeletal attachment
That by Z-plasty

Excludes: that with graft (94.74)

94 9 Other operations on muscle, tendon, fascia, and bursa of hand

Excludes: nonoperative manipulations or stretching only (07.26-07.28)

94 91 Freeing of adhesions of muscle, tendon, fascia, and bursa of hand

Lysis of adhesions of hand NOS
Tenolysis of hand

*Excludes: decompression of carpal tunnel (17.33)
that by stretching or manipulation only (07.26-07.28)*

- 94.92 Injection of therapeutic substance into tendon of hand
Introduction of locally acting therapeutic substance
- 94.93 Injection of therapeutic substance into bursa of hand
- 94.94 Injection of therapeutic substance into other soft tissue of hand
- 94.95 Aspiration of bursa of hand
- 94.96 Aspiration of other soft tissue of hand
Excludes: skin and subcutaneous tissue only (98.91)
- 94.97 Biopsy of muscle, tendon, fascia, and bursa of hand
*Excludes: excisional biopsy (94.21-94.29)
that of skin and subcutaneous tissue only
(98.81)*
- 94.98 Other invasive diagnostic procedures on muscle, tendon, fascia, and bursa of hand
- 94.99 Other operations on muscle, tendon, fascia, and bursa of hand NEC

95 OPERATIONS ON MUSCLES, TENDONS, FASCIA, AND BURSA, EXCEPT HAND

*Includes: aponeurosis
synovial membrane of bursa and tendon sheaths
tendon sheaths*

*Excludes: diaphragm (46.71-46.79)
eyelid (22.01-22.9)
hand (94.0-94.9)
muscles of eye (23.0-23.99)*

95.0 Incision of muscle, tendon, fascia, and bursa

95.01 Incision of tendon sheath

That for:
drainage
exploration
removal of foreign body
removal of rice bodies

Excludes: division of tendon (95.11-95.13)

95.02 Myotomy

That for:
drainage
exploration
removal of foreign body

Excludes: myotomy for division (95.14)

95.03 Bursotomy

Removal of calcareous deposit of bursa

That for:
drainage
exploration
removal of foreign body

Excludes: aspiration (percutaneous) of bursa (95.95)

95.09 Incision of other soft tissue

Incision of fascia

That for:
drainage
exploration
removal of foreign body

*Excludes: division of fascia (95.15)
incision of skin and subcutaneous tissue only
(98.01-98.09)*

- 95.1 Division of muscle, tendon, and fascia
 - 95.11 Achillotomy
 - Achillotomy
 - 95.12 Adductor tenotomy of hip
 - Colonna adductor tenotomy
 - 95.13 Other tenotomy
 - Division of tendon
 - Myotenyotomy
 - Tendon release
 - Transection of tendon
 - 95.14 Myotomy for division
 - Division of muscle
 - Irwin operation on muscle
 - Muscle release
 - Scalenotomy
 - That for thoracic outlet decompression
 - Transection of muscle
 - Voss hanging hip operation
 - 95.15 Fasciotomy for division
 - Aponeurotomy
 - Division of:
 - fascia
 - iliotibial band
 - Dwyer fasciotomy
 - Fascia stripping
 - Release of Volkmann's contracture
 - Steindler fascia stripping
 - Three compartment fasciotomy
 - Yount iliotibial band operation
 - 95.19 Division of other soft tissue

95.2 Excision of lesion of muscle, tendon, fascia, and bursa

95.21 Excision of lesion of tendon (sheath)

Curettage of tendon

Excision of ganglion, except of hand

Excisional biopsy of tendon (sheath) lesion

95.22 Excision of lesion of muscle

Curettage of muscle

Excision of:

heterotopic bone

muscle scar for release of Volkmann's contracture

myositis ossificans

Excisional biopsy of muscle lesion

95.29 Excision of lesion of other soft tissue

Curettage of bursa

Excision of:

Baker's cyst

lesion of fascia

lesion of synovial membrane

synovial cyst

Excisional biopsy of lesion of other soft tissue

Excludes: bursectomy (95.4)

*excision of lesion of skin and subcutaneous
tissue only (98.12)*

95.3 Other excision of muscle, tendon, and fascia

95.31 Excision of tendon for graft

95.32 Other excision of tendon

Excision of tendon sheath

Resection of tendon

Tenectomy

Tenosynovectomy

Excludes: excision of lesion (95.21)

95.33 Excision of muscle or fascia for graft

95.34 Other excision of muscle

Debridment of muscle NOS

Myectomy

Resection of muscle

Scalenectomy

Excludes: excision of lesion (95.22)

95.35 Other excision of fascia

Excision of aponeurosis

Fasciectomy

Resection of fascia

Excludes: excision of lesion (95.29)

95.39 Other excision of other soft tissue

Excludes: bursectomy (95.4)

excision of lesion (95.29)

*excision of skin and subcutaneous tissue only
(98.12, 98.13)*

95.4 Excision of bursa

Bursectomy

Resection of bursa

95.5 Suture of muscle, tendon, and fascia

95.51 Suture of tendon sheath

95.52 Delayed suture of tendon

95.53 Repair of musculotendinous cuff

Repair of rotator cuff (of shoulder)

95.54 Other suture of tendon

Achillorrhaphy
Repair of tendon
Tenorrhaphy
Tenosuture (early)

95.55 Other suture of muscle

Myorrhaphy
Myosuture
Repair of diastasis recti

95.56 Suture of fascia

Aponeurorrhaphy
Fasciorrhaphy

95.6 Reconstruction of muscle and tendon

95.61 Advancement of tendon

95.62 Recession of tendon

95.63 Reattachment of tendon

95.64 Reattachment of muscle

95.65 Other transfer or transplantation of tendon

Eggers tendon transplantation
Garceau tibial tendon transplant
Girdlestone tendon transfer for claw toe
Jones claw toe operation
Joplin tendon operation
Lapidus tendon operation
Nicola tendon transplantation
Slocum pes anserinus transfer

95.66 Other transfer or transplantation of muscle

Dickson muscle transplant
Steindler muscle transfer
Release of Volkmann's contracture by muscle
transplantation

95.67 Other transposition of tendon

95.68 Other transposition of muscle

95.7 Other plastic operations on muscle, tendon, and fascia

95.71 Tendon pulley reconstruction

95.72 Plastic operation with graft of tendon

95.73 Plastic operation with graft of muscle

95.74 Plastic operation with graft of fascia

95.75 Release of clubfoot NEC

Evans operation on clubfoot

95.76 Other change in length of muscle, tendon, and fascia

Fascia lengthening

Hamstring lengthening

Heel cord lengthening

Heel cord shortening

Poncet lengthening

Shortening of tendon

Vulpius muscle lengthening

Excludes: that with graft (95.72-95.74)

95.77 Other plastic operations on tendon

Achillotenotomy, plastic

DuVries tenoplasty

Ellis Jones repair of peroneal tendons

Lipscomb-DuVries tenoplasty

Myotenoplasty

Plastic achillotomy

Repair of tendon NOS

Tendon fixation

Tendon plication

Tenodesis

Tenoplasty

Excludes: that with graft (94.72)

95.78 Other plastic operations on muscle

Musculoplasty
Myoplasty
Plication of muscle
Quadricepsplasty
Whitman serratus anterior muscle repair

Excludes: that with graft (95.73)

95.79 Other plastic operations on fascia

Fasciodesis
Fascioplasty
Plication of fascia
Suture of fascia to skeletal attachment

Excludes: that with graft (95.74)

95.8 Invasive diagnostic procedures on muscle, tendon, fascia, and bursa

95.81 Biopsy of muscle, tendon, fascia, and bursa

*Excludes: excisional biopsy (95.21-95.29)
that of skin and subcutaneous tissue only
(98.81)*

95.89 Other invasive diagnostic procedures on muscle, tendon, fascia, and bursa

95.9 Other operations on muscle, tendon, fascia, and bursa

Excludes: nonoperative manipulations or stretching only (07.26-07.28)

95.91 Freeing of adhesions of muscle, tendon, fascia, and bursa

Lysis of adhesions of:
fascia
muscle
tendon
Tenolysis

- 95.92 Injection of therapeutic substance into tendon
- 95.93 Injection of therapeutic substance into bursa
- 95.94 Injection of therapeutic substance into other soft tissue
*Excludes: subcutaneous or intramuscular injection
(13.11-13.49)*
- 95.95 Aspiration of bursa
- 95.96 Aspiration of other soft tissue
Excludes: skin and subcutaneous tissue only (98.91)
- 95.97 Insertion of skeletal muscle stimulator
- 95.99 Other operations on muscle, tendon, fascia, and bursa
NEC

Suture of bursa

96 OTHER OPERATIONS ON THE MUSCULOSKELETAL SYSTEM

96.0 Amputation of upper limb

Closed flap amputation
Kineplastic amputation (cineplasty)
Open or guillotine amputation
Revision of current traumatic amputation

Excludes: revision of amputation stump (96.2)

- 96.01 Amputation and disarticulation of finger(s), except thumb

Adelmann finger amputation
Amputation of phalanx NOS
Removal of supernumerary fingers
Resection of finger (complete) (partial)

Excludes: ligation of supernumerary finger (98.94)

- 96.02 Amputation and disarticulation of thumb
Resection of thumb (complete) (partial)
That of phalanx of thumb
- 96.03 Amputation through hand
Amputation through carpals
Metacarpal amputation
- 96.04 Disarticulation of wrist
- 96.05 Amputation through forearm
Amputation through radius and ulna
Forearm amputation
- 96.06 Disarticulation of elbow or amputation through humerus
Amputation (of):
above elbow
elbow
upper arm
- 96.07 Disarticulation of shoulder
Dupuytren's amputation
Lisfranc's amputation of arm
- 96.08 Interthoracoscapular amputation
Forequarter amputation
- 96.09 Amputation of upper limb NEC
Amputation of arm NOS

96.1 Amputation of lower limb

- Closed flap amputation
Kineplastic amputation (cineplasty)
Open or guillotine amputation
Revision of current traumatic amputation

Excludes: revision of amputation stump (96.2)

96.11 Amputation and disarticulation of toe(s)

Amputation (of) (through):

hallux

metatarsophalangeal joint

phalanx of toe

Removal of supernumerary toes

Resection of toe (complete) (partial)

Excludes: ligation of supernumerary toe (98.94)

96.12 Amputation and disarticulation of foot

Amputation:

below ankle

between tarsus and metatarsus

of foot

of forefoot

through middle of foot

with heel flap

Chopart's amputation

Hey's amputation

Lisfranc's amputation of foot

Mediotarsal amputation

Midtarsal amputation or disarticulation

Transmetatarsal amputation

96.13 Amputation and disarticulation of ankle

Amputation of ankle through malleoli of tibia and fibula

Pirogoff's amputation

Syme's amputation

96.14 Amputation of lower leg

Amputation of:

leg through tibia and fibula NOS

lower leg

Below knee amputation

Boyd's amputation

Guyon amputation

Supramalleolar amputation

96.15 Amputation of thigh and disarticulation of knee

Above knee amputation
Amputation of:
 femur
 leg through femur
 thigh (through femur)
Callender's amputation
Conversion of below knee amputation into above knee
 amputation
Disarticulation of knee
Gritti-Stokes amputation
Kirk amputation
Morestin's operation
Pollock's operation
Slocum amputation
Supracondylar amputation of femur
Transcondylar amputation of femur

96.16 Disarticulation of hip

Dieffenbach amputation
Wyeth amputation

96.17 Abdominopelvic amputation

Hemicorporectomy
Hemipelvectomy
Hindquarter amputation
Interilioabdominal amputation
Jaboulay amputation
Translumbar amputation

96.19 Amputation of lower limb NEC

Amputation of leg NOS

96.2 Revision of amputation stump

Reamputation
Secondary closure
Trimming

} of stump

Excludes: further amputation for current injury (96.01-96.19)
revision of current traumatic amputation (96.01-96.19)

96.3 Reattachment of extremity

- 96.31 Reattachment of finger(s)
- 96.32 Reattachment of thumb
- 96.33 Reattachment of forearm, including hand
Reattachment of wrist
- 96.34 Reattachment of upper arm
Reattachment of arm NOS
- 96.35 Reattachment of toe(s)
- 96.36 Reattachment of foot
- 96.37 Reattachment of lower leg, including ankle
Reattachment of leg NOS
- 96.38 Reattachment of thigh
- 96.39 Other reattachment
Reattachment of extremity NOS

96.4 Implantation of prosthetic limb appliance

- Bioelectric prosthesis
- Cineplastic prosthesis
- Replacement of prosthesis
- 96.41 Implantation of prosthetic upper limb appliance
- 96.42 Implantation of prosthetic lower limb appliance
- 96.49 Other implantation of prosthetic limb appliance
Implantation of prosthetic limb appliance NOS

96.9 Other operations on the musculoskeletal system

Excludes: nonoperative manipulations or stretching (07.26-07.28)

96.91 Amputation NOS

96.92 Separation of symmetrical conjoined twins

Separation of conjoined twins NOS

96.93 Separation of asymmetrical conjoined twins

96.99 Other operations on the musculoskeletal system NEC

XVI. OPERATIONS ON THE BREAST

97 OPERATIONS ON THE BREAST

Includes: female
male
skin of breast
skin of previous mastectomy site

97.0 Mastotomy

Incision of skin of breast

Mammotomy

That for:

drainage (of abscess) (of subcutaneous mastitis)
exploration
removal of foreign body

Excludes: aspiration of breast (97.91)
removal of implant (97.94)

97.1 Excision or destruction of lesion or tissue of breast

Excludes: reduction mammoplasty (97.31, 97.32)
that for gynecomastia (97.29)

97.11 Local excision of lesion of breast

Excision of:

breast cyst
fibroadenoma of breast
fibrous mastitis
intraductal papilloma
lesion of mammary duct
mammary hamartoma
retromammary lipoma

Excisional biopsy (total excision of lesion for biopsy)

Removal of area of fibrosis

Tylectomy

Wedge resection

- 97.12 (Unilateral) complete mastectomy
Mammectomy NOS
Mastectomy NOS
Prophylactic simple mastectomy
Simple mastectomy
- 97.13 Bilateral complete mastectomy
Bilateral simple mastectomy
- 97.14 (Unilateral) extended simple mastectomy
Complete mastectomy with excision of regional lymph nodes
Mastectomy with regional lymphadenectomy
Modified radical mastectomy
- 97.15 Bilateral extended simple mastectomy
Bilateral modified radical mastectomy
- 97.16 (Unilateral) radical mastectomy
Mastectomy with excision of regional lymph nodes and pectoral muscles
- 97.17 Bilateral radical mastectomy
- 97.18 (Unilateral) extended radical mastectomy
Mastectomy with excision of:
 regional lymph nodes
 clavicular and supraclavicular lymph nodes
 intrathoracic lymph nodes
 other extensions of growth beyond pectoral muscles
Urban mastectomy
- 97.19 Bilateral extended radical mastectomy
Bilateral urban mastectomy

97.2 Other excision or destruction of breast tissue

Excludes: reduction mammoplasty (97.31, 97.32)

97.21 (Unilateral) subcutaneous mastectomy with implantation of prosthesis

Removal of breast tissue with preservation of skin and nipple and implantation of prosthesis
Subcutaneous mamnectomy with implant NOS

97.22 Other (unilateral) subcutaneous mastectomy

Subcutaneous mamnectomy (without implant) NOS

97.23 Bilateral subcutaneous mastectomy with implantation of prosthesis

97.24 Other bilateral subcutaneous mastectomy

97.25 Excision of nipple

Excludes: excision of accessory nipple (97.26)

97.26 Excision of aberrant breast tissue

Excision of:
accessory nipple
ectopic breast tissue
supernumerary breast

97.27 Resection of quadrant of breast

97.28 Subtotal mastectomy

Partial mastectomy NOS

97.29 Other excision of breast tissue NEC

Excision for gynecomastia
Excision or destruction of breast tissue NOS

97.3 Reduction mammoplasty

Excludes: that for gynecomastia (97.29)

97.31 Unilateral reduction mammoplasty

Unilateral:

amputative mammoplasty
Biesenberger operation
size reduction mammoplasty

97.32 (Bilateral) reduction mammoplasty

Amputative mammoplasty
Biesenberger operation
Size reduction mammoplasty NOS

97.4 Augmentation mammoplasty

Excludes: that associated with subcutaneous mastectomy (97.21, 97.23)

97.41 Unilateral augmentation mammoplasty by injection

Injection of:
inert material
silicone

97.42 (Bilateral) augmentation mammoplasty by injection

97.43 Unilateral augmentation mammoplasty by implant or graft

Implantation of prosthesis (Cronin) (Dow-Corning)
(Perras-Papillion) for augmentation

97.44 (Bilateral) augmentation mammoplasty by implant or graft

Breast implant NOS

97.49 Other augmentation mammoplasty

Augmentation mammoplasty NOS

97.5 Mastopexy

97.6 Total reconstruction of breast

97.7 Other repair and plastic operations on breast

Excludes: that for:

augmentation (97.41-97.49)

reconstruction (97.6)

size reduction (97.31, 97.32)

97.71 Suture of (skin of) breast

Mastorrhaphy

Suture of (traumatic) laceration

97.72 Split thickness skin graft of breast

97.73 Full thickness skin graft of breast

97.74 Pedicle skin graft of breast

97.75 Muscle flap graft to breast

97.76 Transposition of nipple

97.77 Other repair or reconstruction of nipple

Mammilloplasty

97.79 Other mammoplasty

Mammoplasty NOS

97.8 Invasive diagnostic procedures on breast

97.81 Percutaneous (needle) biopsy of breast

Blind biopsy

(Vinson-Silverman) needle biopsy

97.82 Other biopsy of breast

Excludes: excisional biopsy (97.11)

97.83 Contrast mammary ductogram

97.89 Other invasive diagnostic procedures on breast

97.9 Other operations on the breast

97.91 Aspiration of breast (cyst)

Excludes: percutaneous needle biopsy (97.81)

97.92 Injection of therapeutic material into breast

Excludes: that for augmentation (97.41, 97.42)

97.93 Revision of implant (prosthesis)

Reinsertion of implant

97.94 Removal of implant

97.99 Other operations on the breast NEC

XVII. OPERATIONS ON SKIN AND SUBCUTANEOUS TISSUE

98 OPERATIONS ON SKIN AND SUBCUTANEOUS TISSUE

Includes: hair follicles
lips
male perineum
nails
sebaceous glands
subcutaneous fat pads
sudoriferous glands
superficial fossae:
 antecubital fossa
 axilla
 groin
 popliteal space
 supraclavicular fossa

Excludes: skin of:
 anus (61.01-61.99)
 breast (previous mastectomy site) (97.0-97.99)
 ear (30.01-30.9)
 eyebrow (22.01-22.9)
 eyelid (22.01-22.9)
 female perineum (83.01-83.9)
 nose (33.01-33.99)
 penis (76.0-76.99)
 scrotum (73.0-73.99)
 vulva (83.01-83.9)

98.0 Incision of skin and subcutaneous tissue

98.01 Tattooing or insertion into skin and subcutaneous tissue

Injection of filling material
Insertion
Pigmentation of skin

- 98.02 Incision of pilonidal sinus or cyst
- Drainage of sacrococcygeal cyst (abscess)
Exploration of pilonidal sinus
- Excludes: marsupialization (98.14)*
- 98.03 Other incision with drainage of skin and subcutaneous tissue
- Incision with drainage of:
abscess
hematoma
- Excludes: aspiration (98.91)*
that of:
fascial compartments of face and mouth (39.0)
palmar or thenar space (94.04)
pilonidal sinus (98.02)
- 98.04 Incision with removal of foreign body of skin and subcutaneous tissue
- Excludes: removal of foreign body without incision (12.31-12.49)*
- 98.09 Other incision of skin and subcutaneous tissue
- Onychotomy
That for exploration of:
sinus tract of skin
superficial fossa
Undercutting of hair follicle
- Excludes: that of:*
fascial compartments of face and mouth (39.0)
pilonidal sinus (98.02)

98.1 Excision of skin and subcutaneous tissue

98.11 Debridement of wound or infected tissue

Removal of:
 necrosis
 slough
Shaving of burn
Surgical toilet
Wound toilet

Excludes: debridement of burn by
 hydrotherapy (97.33)
 debridement of nail (bed)
 (fold) (98.97)

Excludes: that of:
 open fracture site (*91.6)
 pedicle or flap graft (98.56)

98.12 Local excision or destruction of lesion or tissue of skin and subcutaneous tissue

Enucleation (cyst) (tumor)
Excisional biopsy
Fistulectomy
Lip shave
That by:
 cauterization
 cryosurgery
 fulguration
 laser beam
Z-plasty with excision of lesion

Excludes: adipoectomy (98.74)
 dermabrasion (98.93)
 excision of pilonidal sinus (98.14)
 excision of skin for graft (98.15)
 marsupialization of pilonidal sinus (98.14)
 that by:
 chemosurgery (98.92)
 electrolysis (98.95)
 wide or radical excision (98.13)
 Z-plasty without excision (98.3)

98.13 Radical excision of skin lesion

That involving underlying or adjacent structure
That with flap closure
Wide excision

Code also associated lymph node dissection (52.2-52.49)

98.14 Excision of pilonidal sinus or cyst

Exteriorization
Marsupialization
Open excision
That with partial closure

} of pilonidal sinus

98.15 Excision of skin for graft

Autograft
Homograft
That with closure of donor site

Excludes: that with autogenous graft at same operative episode (98.41-98.44, 98.49)

98.2 Suture of skin and subcutaneous tissue

98.21 Replantation of scalp

98.22 Suture of skin and subcutaneous tissue of other sites

Delayed suture
(Plastic) repair of open wound (without skin graft)
Resuture of wound
Skin plasty for repair of wound
Suture of (traumatic) laceration
That without skin graft
V-Y closure

*Excludes: suture of lip and external mouth (98.61-98.69)
that for closure of operative wound
(omit code)*

98.3 Relaxation of scar or contracture of skin

That of web contracture
Z-plasty

Excludes: Z-plasty with excision of lesion (98.12)

98.4 Free skin graft

Excision of skin for autogenous graft at same operative episode

*Excludes: construction or reconstruction of:
penis (76.34, 76.35)
trachea (43.65)
vagina (82.51, 82.52)*

98.41 Free skin graft, unqualified

98.42 Full thickness skin graft to hand

*Excludes: heterograft (98.45)
homograft (98.46)*

98.43 Other free skin graft to hand

Skin graft:
NOS
partial thickness } to hand
split thickness }

*Excludes: heterograft (98.45)
homograft (98.46)*

98.44 Full thickness skin graft to other sites

*Excludes: heterograft (98.45)
homograft (98.46)
that to:
breast (97.73)
hand (98.41)
lip and external mouth (98.61)*

98.45 Heterograft to skin

Pigskin graft
Porcine graft

98.46 Homograft to skin

Graft to skin of:
amniotic membrane } from donor
skin }

98.49 Other free skin graft to other sites

Skin graft:
NOS } to other sites
partial thickness }
split thickness }

Excludes: heterograft (98.45)
homograft (98.46)
that to:
hand (98.43)
lip and external mouth (98.62)

98.5 Flap or pedicle graft

Excludes: construction or reconstruction of:
penis (76.34, 76.35)
trachea (43.65)
vagina (82.51, 82.52)

98.51 Flap or pedicle graft, unqualified

98.52 Cutting and preparation of flap or pedicle graft

Elevation of pedicle from its bed
Flap design and raising
Partial cutting of pedicle or tube
Sculpturing
Transection
Trimming
That of graft to any site

*Excludes: pollicization (94.61)
revision of pedicle (98.56)
transfer of finger (94.81)*

98.53 Advancement of flap or pedicle graft

Advancement of tube
Incision and resuture of wound (pedicle delay)
That of graft to any site

98.54 Attachment of flap or pedicle graft to hand

Cross finger flap
Double pedicled flap
Pocket flap (graft)
Tubular pedicle

*Excludes: pollicization (94.61)
transfer of finger (94.81)*

98.55 Attachment of flap or pedicle graft to other sites

Attachment by:
advanced flap
cross leg flap
double pedicle flap
pedicle graft
rotating flap
sliding flap
tube graft
Transfer of pedicle

*Excludes: attachment to:
hand (98.54)
lip and external mouth (98.63)*

98.56 Revision of flap or pedicle graft

Debridement

Defatting

That of graft to any site

98.6 Plastic operations on lip and external mouth

Cheiloplasty

Cheilorrhaphy

Cheilostomatoplasty

(Plastic) repair of:

cleft lip

defect of (upper) lip

external mouth

hare lip

lip

macrostomia

microstomia

skin of mouth

vermillion border

Reconstruction of:

cleft lip

(external) mouth

lip

Rhinocheiloplasty

Suture of:

external mouth

lip

Excludes: repair of cleft palate (39.52)

98.61 Full thickness skin graft to lip and external mouth

98.62 Other free skin graft to lip and external mouth

Skin graft:

NOS

partial thickness

split thickness

} to lip and external mouth

98.63 Attachment of flap or pedicle graft to lip and external mouth

Excludes: advancement of flap or pedicle graft (98.53)
cutting and preparation of flap or pedicle graft (98.52)
revision of flap or pedicle graft (98.56)

98.69 Other plastic operations on lip and external mouth

98.7 Other repair and reconstruction of skin and subcutaneous tissue

98.71 Correction of syndactyly

98.72 Facial rhytidectomy

Face lifting
Facial rhytidoplasty
Meloplasty
Mentoplasty

Excludes: goniorrhaphy (88.73, 88.74)
rhytidectomy of eyelid (22.62)

98.73 Repair for facial weakness

That for trigeminal nerve paralysis

98.74 Size reduction plastic operation

Adipectomy
Lipectomy
Panniculectomy
Reduction of adipose tissue of:
abdominal wall (panniculus)
arms (batwing)
buttocks (adipose)
thighs (trochanteric lipomatosis)

Excludes: breast for gynecomastia (97.29)
reduction mammoplasty (97.31, 97.32)

- 98.75 Hair transplant
Graft of hair-bearing skin
Excludes: hair follicle transplant to eyebrow or eyelash (22.69)
- 98.76 Onychoplasty
- 98.79 Other repair and reconstruction of skin and subcutaneous tissue NEC

98.8 Invasive diagnostic procedures on skin and subcutaneous tissue

- 98.81 Biopsy of skin and subcutaneous tissue
Punch biopsy
Excludes: excisional biopsy (98.12)
- 98.89 Other invasive diagnostic procedures on skin and subcutaneous tissue

98.9 Other operations on skin and subcutaneous tissue

- 98.91 Aspiration of skin and subcutaneous tissue
Aspiration of:
abscess
hematoma
seroma } of skin or subcutaneous tissue
- 98.92 Chemosurgery of skin
Acid peel
Caustic application with surgical removal
Chemical exfoliation
Chemo peel
Superficial chemosurgery
- 98.93 Dermabrasion
Removal of superficial skin layers

98.94 Ligation of dermal appendages

Supernumerary digit
Wart

Excludes: excision of preauricular appendage (30.19)

98.95 Electrolysis and other depilation of skin

Epilation

Excludes: epilation of eyelid (22.71, 22.79)

98.96 Removal of nail, nailbed or nailfold


Avulsion
Onychectomy

98.99 Other operations on skin and subcutaneous tissue NEC

98.97 Debridement of nail, nailbed or nailfold

Removal of:
necrosis
slough

*Excludes: removal of nail
(bed) (fold) (98.96)*



XVIII. PROCEDURES NOT ELSEWHERE CLASSIFIED

99 PROCEDURES NOT ELSEWHERE CLASSIFIED

99.0 Ill-defined operations

99.01 Endoscopic destruction of lesion NOS


99.02 Destruction of lesion NOS

99.07 Operation abandoned before onset

99.08 Operation not completed (abandoned during progress
of operation)

99.09 Surgical procedures NOS

Operation NOS



INTRODUCTION TO THE ALPHABETICAL INDEX

This Alphabetical Index is provided to supplement the Tabular List. It is not intended to be used as the sole coding tool and coders should NEVER CODE DIRECTLY FROM THE ALPHABETICAL INDEX. It is important always to refer to the Tabular List as there may be instructional notes altering the use of the code in certain circumstances. As in the ICD-9, these instructional notes may appear at the beginning of chapters, categories, or subcategories.

Notes on use of this Index

Alphabetic sequence

Letter-by-letter alphabetizing is used throughout the Index, this means that single spaces and single hyphens are ignored in the sequencing.

The prepositions "as", "by", and "with" follow immediately after the lead term to which they refer. When more than one of these prepositions apply to a single lead term, they appear in alphabetic sequence.

Lead terms

The Index is organized in the form of lead terms which start at the extreme left of a column with various levels of indentation. Lead terms appear in bold face type for ease in reference. The lead terms usually refer to the procedure performed rather than to an anatomic site.

Modifiers

Any term in the Index may be followed by one or more terms in brackets. The presence or absence of such bracketed terms or nonessential modifiers has NO EFFECT upon the selection of a code. However, subterms indented under lead terms do HAVE AN EFFECT upon the selection of an appropriate code. It should be remembered that a complete index term may be composed of several lines, sometimes quite widely separated.

NEC

The abbreviation NEC (which stands for Not Elsewhere Classified) serves two purposes in the Index. It is added to terms classified to residual or unspecific categories and to terms in themselves ill-defined as a warning that specified forms of the procedure are classified differently if more precise information is available.

Cross-references

To avoid repetition in the Index, three types of cross-references have been used:

- "see" - this is an explicit direction to look elsewhere
- "see also" - this directs the coder to look under another lead term if all the information being sought is not under the first lead term
- "see category" - this directs the coder to a specific category in the Tabular List for further information such as specific site references

Eponyms

Operations named for persons or eponyms generally appear twice in the Index, once in alphabetic sequence and once under the lead term "Operation". Coders should routinely refer to the listing under "Operation" as more information as to the description of the procedure or its anatomic site is usually to be found there.

A

Abbe operation - see Operation

Abdominocentesis 66.91

Abdominohysterectomy 80.3

Abdominoplasty 98.74

Abdominoscopy 66.83

Abdominouterotomy 80.0

- obstetrical 86.9

Abduction

- arytenoid 43.59

Ablation - see also Excision and Destruction

- inner ear (cryosurgery) (ultrasound) 32.79

- - by injection 32.72

- pituitary 20.57

- - by

- - - cobalt-60 20.56

- - - implantation (strontium-yttrium)

(Y) NEC 20.56

- - - transfrontal approach 20.54

- - - transphenoidal approach 20.55

- - - proton beam (Bragg peak) 20.56

Abortion

- legal - see Termination, pregnancy

- therapeutic - see Termination, pregnancy

Abrasion

- corneal epithelium 25.31

- - for smear or culture 25.81

- epicardium 48.3

- lung 46.5

- pericardium 48.3

- pleura 46.5

- skin 98.93

Abscission

- cornea 25.39

Aburel operation 87.0

Accouchement forcé 85.99

Acetabulectomy 89.74

Acetabuloplasty 93.64

- with use of methyl methacrylate 93.63

Achillorrhaphy 95.54

- delayed 95.52

Achillotenotomy 95.11

- plastic 95.77

Achillotomy 95.11

- plastic 95.77

Acid peel

- skin 98.92

Acromionectomy 89.70

Acromioplasty 93.83

- with synthetic joint prosthesis 93.81

- for recurrent dislocation of shoulder 93.82

Actinotherapy 13.82

Activities of daily living (ADL)

- therapy 07.83

- training for the blind 07.78

Acupuncture 13.92

- with smouldering moxa 07.35

- for anesthesia 13.91

Adams operation - see Operation

Adenectomy - see also Excision, by site

- prostate NEC 72.59

- - retropubic 72.3

Adenoidectomy (without tonsillectomy) 40.5

- with tonsillectomy 40.2

Adhesiolysis - see also Freeing adhesions

- for collapse of lung 45.29

- middle ear 32.23

Adipectomy 98.74

Adjustment

- cardiac pacemaker

- - battery 49.84

- - endocardial electrodes 49.82

- - myocardial electrodes 49.81

- - pulse generator 49.83

- denture 13.97

- occlusal 36.7

- spectacles 09.31

Administration (of) - see also Injection

- antitoxins NEC 13.37

- - botulism 13.36

- - diphtheria 13.37

- - gas gangrene 13.37

- - scarlet fever 13.37

- - tetanus 13.35

- Bender Visual-Motor Gestalt test 08.02

- Benton visual retention test 08.02

- intelligence test or scale (Stanford-Binet)

(Wechsler) (adult) (children) 08.01

- Minnesota Multiphasic Personality

Inventory (MMPI) 08.02

- MMPI 08.02

- psychologic test 08.02

- respiratory medication

- - by nebulizer 13.64

- Stanford-Binet test 08.01

- toxoid

- - diphtheria 13.16

- - - with tetanus and pertussis,

combined (DTP) 13.19

- - tetanus 13.18

- - - with diphtheria and pertussis,

combined (DTP) 13.19

- vaccine (see also Vaccination) 13.39

- - BCG 13.13

- - measles-mumps-rubella (MMR) 13.29

- - poliomyelitis 13.21

Administration (of) - concluded

- vaccine - concluded
- - TAB 13.12
- Wechsler
- - intelligence scale (adult)
- (children) 08.01
- - memory scale 08.02

Adrenalectomy 20.12

- with partial removal of remaining gland 20.19
- bilateral 20.2
- - with oophorectomy 20.2
- - partial 20.19
- - subtotal 20.19
- complete 20.2
- partial NEC 20.19
- remaining gland 20.2
- subtotal NEC 20.19
- total 20.2
- unilateral 20.12
- - partial 20.19

Adrenorrhaphy 20.34

Adrenotomy 20.31

- with drainage 20.31

Advancement

- eyelid muscle 22.23
- eye muscle 23.2
- - with resection of same muscle 23.1
- graft - see Graft
- leaflet (heart) 47.11
- ligament
- - round 81.32
- pedicle (flap) 98.53
- tendon 95.61
- - band 94.51
- - profundus (Wagner) 94.51
- Wagner (profundus tendon) 94.51

Air

- antigen free 13.68

Albee operation - see Operation

Albert operation 93.22

Aldridge (Studdiford) operation 71.5

Alexander operation - see Operation

Alexander-Adams operation 81.32

Alimentation

- parenteral 13.59

Allograft - see Graft

Almour operation 32.22

Atmeier operation 60.39

Alveolectomy (interalveolar) (intra-septal)

- (radical) (simple) (with graft) (with implant) 36.4

Alveoloplasty (with graft) (with implant) 36.4

Alveolotomy (apical) 36.0

Ammon operation 21.41

Amniocentesis (diagnostic) (transuterine) 87.3

Amniography 02.45

Amnioscopy 87.51

Amniotomy 85.09

- to induce labor 85.01

Amputation (cinneplastic) (closed flap)

- (guillotine) (kinneplastic) (open) 96.31

- abdominopelvic 96.17

- above

- - elbow 96.06

- - knee 96.15

- Adelson, finger 96.01

- ankle (disarticulation) 96.13

- - through malleoli of tibia and fibula 96.13

- arm 96.09

- - through

- - - carpal 96.03

- - - elbow (disarticulation) 96.06

- - - forearm 96.05

- - - humerus 96.06

- - - shoulder (disarticulation) 96.07

- - - wrist (disarticulation) 96.04

- - upper 96.06

- Batch-Spittler-McFaddin 96.15

- below

- - ankle 96.12

- - knee 96.14

- - conversion into above knee amputation 96.15

- Boyd 96.14

- breast 97.12

- Callander's 96.15

- carpal 96.03

- cervix 79.3

- - with colporrhaphy 19.3

- Chopart 96.12

- clitoris 83.3

- Dieffenbach 96.16

- Dupuytren's 96.07

- ear (external) 30.22

- elbow (disarticulation) 96.06

- femur 96.15

- finger, except thumb 96.01

- - phalanx 96.01

- - thumb 96.02

- foot (middle) (with heel flap) 96.12

- forearm (through radius and ulna) 96.05

- forefoot 96.12

- forequarter 96.08

- Gordon-Taylor 96.17

- Critch-Stokes 96.15

- Guyon 96.14

Amputation - continued

- hallux 96.11
- hand 96.03
- Hey 96.12
- hindquarter 96.17
- hip (disarticulation) 96.16
- humerus 96.06
- interiliabdominal 96.17
- interscapulothoracic 96.08
- interthoracoscapular 96.08
- Jaboulay 96.17
- King-Steelquist 96.17
- Kirk 96.15
- knee (disarticulation) 96.15
- Kutler 96.01
- Larry 96.07
- leg NEC 96.19
 - - above knee (AK) 96.15
 - - below knee (BK) 96.14
 - - lower 96.14
 - - through
 - - - ankle (disarticulation) 96.13
 - - - femur 96.15
 - - - foot 96.12
 - - - hip (disarticulation) 96.16
 - - - tibia and fibula 96.14
- limb
 - - lower NEC (see also Amputation, leg) 96.19
 - - upper NEC (see also Amputation, arm) 96.09
- Lisfranc
 - - arm 96.07
 - - foot 96.12
 - - shoulder disarticulation 96.07
- little finger 96.01
- Littlewood 96.08
- Mazet 96.15
- mediatarsal 96.12
- metacarpal 96.03
- metatarsal 96.11
 - - head 89.49
- metatarsophalangeal (joint) 96.11
- midtarsal 96.12
- nose 33.3
- penis (circle) (complete) (flap) (partial) (radical) 76.2
- phalanx 96.01
 - - finger 96.01
 - - thumb 96.02
 - - toe 96.11
- pinna 30.22
- Pitagoff's 96.13
- ray, finger 96.01
- root (dental) 35.74
 - - with root canal therapy 35.73

Amputation - concluded

- shoulder (disarticulation) 96.07
- Stocum 96.15
- Sorondo-Ferré 96.17
- S.P. Rogers 96.15
- stump, secondary operation 96.2
- supracondylar, femur 96.15
- supramalleolar 96.14
- Syme's 96.13
- thigh (through femur) 96.15
- thumb 96.02
- toe (disarticulation) 96.11
 - - transcarpal 96.03
 - - transcondylar, femur 96.15
 - - translumbar 96.17
 - - transmetatarsal 96.12
- wrist (disarticulation) 96.04
- Wyeth 96.16
- **Amygdalohippocampotomy 14.29**
- **Amygdalotomy 14.29**
- **Anaesthesia**
 - - spinal 16.91
- **Analysis**
 - - character 08.03
 - - game 08.2
 - - gastric 03.39
 - - psychologic 08.2
 - - script 08.2
 - - structure 08.2
 - - transactional 08.2
- **Anastomosis - see also Bypass and Shunt**
 - - accessory facial nerve 17.61
 - - accessory hypoglossal nerve 17.61
 - - antesternal (esophagus) 54.58
 - - aorta (descending)-pulmonary (artery) 51.0
 - - aorta-renal artery 51.24
 - - aorta-subclavian artery 51.22
 - - aortoceliac 51.26
 - - aortocoronary 48.11
 - - aortofemoral 51.25
 - - aortomesenteric 51.26
 - - appendix 59.99
 - - arteriovenous NEC 51.29
 - - - for renal dialysis 51.27
 - - - intrathoracic 51.23
 - - - peripheral 51.29
 - - artery (suture of distal to proximal end) 51.32
 - - - with
 - - - - bypass graft 51.29
 - - - - excision or resection of vessel - see Arteriotomy, with anastomosis, by site
 - - - revision 51.49

Anastomosis - continued

- bile duct 63.29
- - to
- - - intestine 63.29
- - - liver 63.29
- - - pancreas 63.29
- - - stomach 63.29
- bladder NEC 69.77
- - with
- - - isolated segment of
- - - - colon (sigmoid) 69.6
- - - - ileum 69.6
- - - - intestine 69.6
- - - - open loop of ileum 69.6
- - - to
- - - - colon 69.76
- - - - ileum 69.77
- - - - intestine 69.77
- bowel (see also Anastomosis, intestine) 57.81
- bronchus 45.43
- - to trachea 45.43
- bypass, for heart revascularization NEC 48.19
- carotid-subclavian artery 51.22
- caval-mesenteric vein 51.1
- caval-pulmonary artery 51.21
- cervicoesophageal 54.49
- colohypopharyngeal (intrathoracic) 54.45
- - antethoracic 54.55
- common bile duct 63.28
- - to intestine 63.26
- common pulmonary trunk and left atrium (posterior wall) 47.82
- cystic duct 63.28
- cystocolic (bladder to colon) 69.76
- epididymis to
- - vas deferens 75.73
- esophagocolic (intrathoracic) NEC 54.46
- - with interposition 54.45
- - - antesternal or antethoracic NEC 54.56
- - - with interposition 54.55
- esophagogastric (intrathoracic) 54.45
- - antesternal or antethoracic 54.55
- esophagoduodenal (intrathoracic) NEC 54.44
- - with interposition 54.43
- esophagoenteric (intrathoracic) NEC (see also Anastomosis, esophagus, to intestinal segment) 54.44
- esophagoesophageal (intrathoracic) 54.41
- - antesternal or antethoracic 54.51
- esophagogastric (intrathoracic) 54.42
- - antesternal or antethoracic 54.52
- esophagus (intrapleural) (intrathoracic) (retrosternal) NEC 54.49

Anastomosis - continued

- esophagus - concluded
- - with
- - - gastrectomy (partial) 55.5
- - - - complete or total 55.99
- - - interposition (of) NEC 54.47
- - - - colon 54.45
- - - - jejunum 54.43
- - - - small bowel 54.43
- - - antesternal or antethoracic NEC 54.58
- - - with
- - - - interposition (of) NEC 54.57
- - - - - colon 54.55
- - - - - jejunal loop 54.53
- - - - - small bowel 54.53
- - - - - rubber tube 54.57
- - - - - subcutaneous tunnel 54.57
- - - - to intestinal segment NEC 54.54
- - - - - with interposition 54.57
- - - - - colon NEC 54.56
- - - - - with interposition 54.55
- - - - - small bowel NEC 54.54
- - - - - with interposition 54.53
- - - to intestinal segment (intrathoracic) NEC 54.44
- - - with interposition 54.47
- - - - antesternal or antethoracic NEC 54.54
- - - - with interposition 54.57
- - - - colon (intrathoracic) NEC 54.46
- - - - with interposition 54.45
- - - - - antesternal or antethoracic 54.56
- - - - - with interposition 54.55
- - - - - small bowel NEC 54.44
- - - - with interposition 54.43
- - - - - antesternal or antethoracic 54.54
- - - - - with interposition 54.53
- facial-accessory nerve 17.61
- facial-hypoglossal nerve 17.61
- fallopian tube 78.63
- fascicles
- - peripheral nerve 17.61
- gallbladder (to) 63.25
- - hepatic ducts 63.21
- - intestine 63.22
- - pancreas 63.23
- - stomach 63.24
- hepatic duct 63.28
- - to gastrointestinal tract 63.27
- hypoglossal-accessory nerve 17.61
- hypoglossal-facial nerve 17.61
- ileal loop to
- - bladder 69.6
- ileorectal 57.83
- inferior vena cava and portal vein 51.1

Anastomosis - continued

- internal mammary artery (to)
 - - coronary artery (single vessel) 48.16
 - - - double vessel 48.17
 - - myocardium 48.2
- intestine 57.81
 - - large to
 - - - large 57.84
 - - - small 57.83
 - - small to
 - - - large 57.83
 - - - rectal stump 57.82
 - - - small 57.7
- intrahepatic duct 63.69
- intrathoracic vessel NEC 51.23
- kidney (pelvis) 67.76
- lacrimal sac to
 - - conjunctiva 21.72
- left-to-right (systemic-pulmonary artery) 51.0
- lymphatic (channel) (peripheral) 52.9
- mesenteric-caval 51.1
- mesocaval 51.1
- nasolacrimal 21.71
- nerve (cranial) (peripheral) NEC 17.61
 - - facial to spinal accessory 17.61
 - - hypoglossal to spinal accessory 17.61
- oviduct 78.63
- pancreas (duct) (to) 64.7
 - - bile duct 63.29
 - - gallbladder 63.23
 - - ileum 64.7
 - - intestine 64.7
 - - jejunum 64.7
 - - stomach 64.7
- pleurothecal (with valve) 16.69
- portacaval 51.1
- portal vein to (inferior) vena cava 51.1
- pulmonary-aortic (Potts) 51.0
- pulmonary artery and superior vena cava 51.21
- pulmonary-innominate artery (Blalock) 51.0
- pulmonary-subclavian artery (Blalock-Taussig) 51.0
- pulmonary vein and azygos vein 51.23
- pyloroduodenal 68.41
- pylorointestinal 68.61
- pylonephroileovesical 67.76
- pyoureterovesical 68.72
- rectum, rectal NEC 60.64
 - - stump to small intestine 57.82
- renal (pelvis) 67.76
 - - vein and splenic vein 51.1
- retroportal 51.1
- sublingual (salivary gland) 16.63

Anastomosis - concluded

- splenic to renal veins 51.1
 - splenorenal 51.1
 - stomach
 - - with
 - - - bile ducts 63.29
 - - - gallbladder 63.24
 - subarachnoid-peritoneal (with valve) 16.61
 - subarachnoid-ureteral (with valve) 16.62
 - subclavian-aortic 51.22
 - superior vena cava to pulmonary artery 51.21
 - systemic-pulmonary artery 51.0
 - thoracic artery (to)
 - - coronary artery (single) 48.16
 - - - double 48.17
 - - myocardium 48.2
 - ureter (to) NEC 68.79
 - - bladder 68.72
 - - colon 68.62
 - - ilial pouch (bladder) 68.41
 - - ileum 68.62
 - - intestine 68.62
 - - skin 68.51
 - ureterocolic 67.76
 - ureterocolic 68.62
 - uterovesical 68.72
 - urethra 70.34
 - - end to end 70.34
 - vas deferens 75.72
 - vein (suture of proximal to distal end) 51.33
 - - with
 - - - bypass graft 51.29
 - - - excision or resection of vessel - see Phlebectomy, with anastomosis, by site
 - - mesenteric to vena cava 51.1
 - - portal to inferior vena cava 51.1
 - - revision 51.49
 - - splenic and renal 51.1
 - ventricle, ventricular (intracerebral) (with valve) (see also Shunt, ventricular) 15.2
 - ventriculoatrial (with valve) 15.32
 - ventriculocaval (with valve) 15.32
 - ventriculocisternal 15.2
 - ventriculomastoid (with valve) 15.31
 - ventriculopleural (with valve) 15.33
 - ventriculovascular 15.32
 - vesicle - see Anastomosis, bladder
- Anderson operation** 90.36
- Anel operation** 21.32
- Anesthesia, spinal - omit code**

Aneurysmectomy 50.59

- with
- - anastomosis (end-to-end) (end-to-side) 50.29
- - - abdominal
- - - - artery 50.26
- - - - vein 50.27
- - - aorta (arch) (ascending) (descending) 50.24
- - - head and neck NEC 50.22
- - - intracranial NEC 50.21
- - - lower limb (artery) (vein) 50.28
- - - thoracic NEC 50.25
- - - upper limb (artery) (vein) 50.23
- - replacement (graft) (implant) (interposition, end-to-end) (reconstruction) 50.39
- - - abdominal
- - - - artery 50.36
- - - - vein 50.37
- - - aorta (arch) (ascending) (descending) 50.34
- - - head and neck NEC 50.32
- - - intracranial NEC 50.31
- - - lower limb (artery) (vein) 50.38
- - - thoracic NEC 50.35
- - - upper limb (artery) (vein) 50.33
- abdominal
- - artery 50.56
- - vein 50.57
- aorta (arch) (ascending) (descending) 50.54
- atrial, auricular 49.31
- head and neck NEC 50.52
- heart 49.31
- intracranial NEC 50.51
- lower limb (artery) (vein) 50.58
- sinus of Valsalva 47.39
- thoracic NEC 50.55
- upper limb (artery) (vein) 50.53
- ventricle (myocardium) 49.31

Aneurysmoplasty - see Aneurysmorrhaphy

Aneurysmorrhaphy NEC 51.52

- by or with
- - anastomosis - see Aneurysmectomy, with anastomosis, by site
- - clipping 51.51
- - coagulation 51.52
- - electrocoagulation 51.52
- - excision or resection - see also Aneurysmectomy, by site
- - - with
- - - - anastomosis - see Aneurysmectomy, with anastomosis, by site
- - - - replacement - see Aneurysmectomy, with replacement, by site

Aneurysmorrhaphy - concluded

- by or with - concluded
- - filipuncture 51.52
- - ligation 50.79
- - methyl methacrylate 51.52
- - occlusion 50.79
- - replacement - see Aneurysmectomy, with replacement, by site
- - suture 51.52
- - wiring 51.52
- - wrapping 51.52
- Matas' 51.52

Aneurysmatomy - see Aneurysmectomy

Angiectomy (see also Aneurysmectomy) 50.59

- Angiocardiography** (carbon dioxide) (negative contrast) (selective) 48.92
- combined right and left heart 48.95
- left heart (aortic valve) (atrium) (ventricle) (ventricular outflow tract) 48.94
- - combined with right heart 48.95
- right heart (atrium) (pulmonary valve) (ventricle) (ventricular outflow tract) 48.93
- - combined with left heart 48.95
- vena cava (inferior) (superior) 48.92

Angiography (arterial) (contrast) (fluoroscopic) (retrograde) (venous) 50.80

- by
- - radioisotope or radionuclide - see Scan, radioisotope, by site
- - ultrasound (Doppler) - see Ultrasonography, by site
- aorta (arch) (ascending) (descending) 50.82
- basilar 50.81
- brachial 50.89
- carotid (internal) 50.81
- celiac 50.87
- cerebral (posterior circulation) 50.81
- coronary NEC (see also Arteriography, coronary) 48.98
- - double catheter technique 48.97
- - single catheter technique 48.96
- Doppler (ultrasonic) - see Ultrasonography, by site
- eye (fluorescein) 09.12
- femoral 50.88
- head and neck 50.81
- heart NEC 48.96
- hepatic 50.87
- intra-abdominal NEC 50.87
- intracranial 50.81
- intrathoracic NEC 50.84

Angiography - concluded

- lower extremity NEC 50.89
- neck 50.81
- placenta 50.86
- portal system 50.87
- pulmonary 50.83
- radioisotope - see Scan, radioisotope
- renal 50.85
- specified site NEC 50.89
- superior mesenteric artery 50.87
- transfemoral 50.88
- ultrasound - see Ultrasonography, by site
- upper extremity NEC 50.89
- veins (see also Phlebography) 50.80
- vena cava (inferior) (superior) 50.87
- vertebral 50.81

Angioplasty - see also Repair, blood vessel

- coronary 48.0
- percutaneous transluminal (balloon) 51.59
- - coronary artery 48.0

Angiorrhaphy 51.31

- artery 51.32
- vein 51.33

Angioscopy, eye (fluorescein) 09.12

Angiotomy 50.09

- abdominal
- - artery 50.06
- - vein 50.07
- aorta (arch) (ascending) (descending) 50.04
- head and neck NEC 50.02
- intracranial NEC 50.01
- lower limb (artery) (vein) 50.08
- thoracic NEC 50.05
- upper limb (artery) (vein) 50.03

Angiotripsy (peripheral) 51.98

Ankylosis, production of - see Arthrodesis

Annuloplasty (heart) (posteromedial) 47.33

Anoplasty 61.69

- with hemorrhoidectomy 61.36

Anoscopy 01.25

- control of hemorrhage 61.95
- foreign body removal 12.16

Ansectomy 14.3

Antibiogram - see Examination, microscopic

Anti-D Globulin

- prophylactic 13.41

Antiembotic filter

- vena cava 50.6

Antigen

- elimination, by air conditioning 13.68

Antiphobic treatment 08.48

Antrectomy

- gastric 55.6
- mastoid 32.39
- maxillary 34.29
- - radical 34.21

Antrectomy - concluded

- pyloric 55.6

Antrostomy - see Antrotomy

Antrotomy (exploratory) (nasal sinus) 34.1

- Caldwell-Luc (maxillary sinus) 34.29
- - with removal of membrane lining 34.21
- - intranasal 34.1
- - with external approach (Caldwell-Luc) 34.29
- - - radical 34.21
- - mastoid 32.39
- maxillary (simple) 34.1
- - with Caldwell-Luc approach 34.29
- - - with removal of membrane lining 34.21
- - external (Caldwell-Luc approach) 34.29
- - - with removal of membrane lining 34.21
- - radical (with removal of membrane lining) 34.21
- open exploration 34.29

Antrum window operation - see

- Antrotomy, maxillary

Aorticopulmonary window

operation 51.59

Aortogram, aortography (abdominal) (arch)

- (ascending) (descending) (retrograde)
- (selective) (translumbar) 50.82

Aortoplasty (aortic valve) (gusset type) 47.13

Aortotomy 50.04

- abdominal 50.04

Apexcardiogram (with EKG lead) 03.57

Apicectomy

- dental 35.74
- - with root canal therapy 35.73
- lung 44.3
- petrous pyramid, petrous bone 32.49

Apicectomy 35.74

- with root canal therapy 35.73

Apicolysis 45.29

Apicostomy, alveolar 36.0

Aponeurectomy 95.35

- hand 94.35

Aponeurorrhaphy (see also Suture,

- fascial) 95.56
- hand (see also Suture, fascia, hand) 94.47

Aponeurotomy 95.15

- hand 94.13

Appendectomy (with drainage) 59.0

- with
- - appendicolysis 59.0
- - excision of appendiceal stump 59.0
- - freeing of adhesions 59.0
- incidental 59.2

Appendectomy - see Appendectomy

Appendicocostomy 59.91

Appendicoenterostomy 59.91

Appendicectomy 66.4

- with appendectomy 59.0

Appendicostomy 59.91

- closure 59.92

Appendicotomy 59.1

Application

- anti-shock trousers 07.58
- arch bars (orthodontic) 36.6
 - - for immobilization (fracture) (weight reduction) 07.55
- Barton's tongs (skull) (with concomitant skeletal traction) 15.99
- Bryant's traction 07.44
 - - with reduction of fracture or dislocation - see Reduction, fracture and Reduction, dislocation
- Buck's traction 07.46
- caliper tongs (skull) (with concomitant skeletal traction) 15.99
- cast (fiberglass) (plaster) (plastic) NEC 07.53
 - - with reduction of fracture or dislocation - see Reduction, fracture and Reduction, dislocation
- - spica 07.51
- cervical collar 07.52
 - - with reduction of fracture or dislocation - see Reduction, fracture and Reduction, dislocation
- clamp
 - - cerebral aneurysm (Crutchfield) (Silverstone) 51.51
- croupette, croup tent 13.64
- crown (artificial) (ceramic) (gold) 35.41
- Crutchfield tongs (skull) (with concomitant skeletal traction) 15.99
- Dunlop's traction 07.44
 - - with reduction of fracture or dislocation - see Reduction, fracture and Reduction, dislocation
- elastic stockings 07.59
- electronic gaiter 07.59
- forceps, with delivery - see Delivery, forceps
- graft - see Graft
- gravity (G-) suit 07.59
- intermittent pressure device 07.59
- Jewett extension brace 07.59
- Jobst pumping unit (reduction of edema) 07.59
- Lyman Smith traction 07.44
 - - with reduction of fracture or dislocation - see Reduction, fracture and Reduction, dislocation

Application - continued

- MAST (military anti-shock trousers) 07.58
- Minerva jacket 07.52
- neck support (molded) 07.53
- obturator (orthodontic) 36.6
- orthodontic appliance (obturator) (wiring) 36.6
- patch
 - - tympanic membrane 31.4
- pelvic sling 07.44
 - - with reduction of fracture or dislocation - see Reduction, fracture and Reduction, dislocation
- periodontal splint (orthodontic) 36.6
- plaster jacket 07.51
 - - Minerva 07.52
- pressure
 - - dressing (bandage) (Gibney) (Robert Jones') (Shanz) 07.56
 - - trousers (anti-shock) (MAST) 07.58
 - - prosthesis for missing ear 30.61
- Russell's traction 07.44
 - - with reduction of fracture or dislocation - see Reduction, fracture and Reduction, dislocation
- splint (plaster) (pneumatic) (tray)
 - - with fracture reduction - see Reduction, fracture
 - - for immobilization 07.54
- Thomas collar 07.52
 - - with reduction of fracture or dislocation - see Reduction, fracture and Reduction, dislocation
- traction
 - - with reduction of fracture or dislocation - see Reduction, fracture and Reduction, dislocation
 - - adhesive tape (skin) 07.46
 - - boot 07.46
 - - Bryant's 07.44
 - - Buck's 07.46
 - - Cotrel's 07.42
 - - Dunlop's 07.44
 - - gallows 07.46
 - - Lyman Smith 07.44
 - - Russell's 07.44
 - - skeletal NEC 07.44
 - - - intermittent 07.43
 - - skin
 - - - limbs NEC 07.46
 - - - spinal NEC 07.42
 - - - with skull device (caliper) (Crutchfield) (Gardner-Wells) (halo) (Winke) (tongs) 07.41
 - - - with concomitant insertion 15.99
 - - Thomas splint 07.45

Application - concluded

- Unna's paste boot 07.53
- vasopneumatic device 07.58
- Velveau dressing (bandage) 07.59
- Vinke tongs (skull) (with concomitant skeletal traction) 15.99
- wound dressing NEC 07.57

Apronectomy 98.74

Arc Lamp - see Photocoagulation

Arrest

- bone growth (epiphyseal) 90.29
- - by stapling - see Stapling, epiphyseal plate
- - femur 90.24
- - fibula 90.26
- - humerus 90.21
- - radius 90.22
- - tibia 90.26
- - ulna 90.22
- cardiac, induced (anoxic) (circulatory) 51.63
- circulatory, induced (anoxic) 51.63
- hemorrhage - see Control, hemorrhage

Arslan operation 32.5

Arteriectomy 50.59

- with
- - anastomosis 50.29
- - - abdominal 50.26
- - - aorta (arch) (ascending) (descending) 50.24
- - - head and neck NEC 50.22
- - - intracranial NEC 50.21
- - - lower limb 50.28
- - - thoracic NEC 50.25
- - - upper limb 50.23
- - replacement (graft) 50.39
- - - abdominal 50.36
- - - aorta (arch) (ascending) (descending) 50.34
- - - head and neck NEC 50.32
- - - intracranial NEC 50.31
- - - lower limb 50.38
- - - thoracic NEC 50.35
- - - upper limb 50.33
- abdominal 50.56
- aorta (arch) (ascending) (descending) 50.54
- head and neck NEC 50.52
- intracranial NEC 50.51
- lower limb 50.58
- thoracic NEC 50.55
- upper limb 50.53

Arteriography (see also Angiography) 50.80

- coronary (direct) (selective) NEC 48.98
- - double catheter technique (Judkins) (Ricketts and Abrams) 48.97
- - single catheter technique (Sones) 48.96

Arterioplasty - see Repair, artery

Arteriorrhaphy 51.32

Arteriotomy 50.09

- abdominal 50.06
- aorta (arch) (ascending) (descending) 50.04
- head and neck NEC 50.02
- intracranial NEC 50.01
- lower limb 50.08
- thoracic NEC 50.05
- upper limb 50.03

Arteriovenostomy 51.29

- for renal dialysis 51.27

Arthroectomy 92.69

- ankle 92.66
- elbow 92.61
- foot and toe 92.67
- hand and finger 92.63
- hip 92.64
- intervertebral disc 92.31
- knee 92.65
- - semilunar cartilage 92.32
- shoulder 92.60
- specified site NEC 92.68
- spine NEC 92.68
- wrist 92.62

Arthrocentesis 93.91

- diagnostic 93.91
- for arthrography - see Arthrogram

Arthroclasis 07.27

Arthrodesis (compression) (extra-articular)

(intra-articular) (with bone graft) (with fixation device) 93.29

- ankle 93.11
- carporadial 93.25
- cricoarytenoid 43.59
- elbow 93.24
- finger 93.28
- foot NEC 93.17
- hip 93.21
- interphalangeal
- - finger 93.28
- - toe 93.18
- ischiofemoral 93.21
- knee 93.22
- lumbosacral 93.07
- McKeever (metatarsophalangeal) 93.16
- metacarpocarpal 93.26
- metacarpophalangeal 93.27
- metatarsophalangeal 93.16
- midtarsal 93.14
- pantalar 93.11
- sacro-iliac 93.09
- shoulder 93.23
- specified joint NEC 93.29
- spinal (see also Fusion, spinal) 93.09

Arthrodesis - concluded

- subtalar 93.13
- tarsal 93.14
- tarsometatarsal 93.15
- thumb 93.28
- tibiotalar 93.11
- toe NEC 93.18
- triple (foot) (with stripping) 93.12
- wrist 93.26

Arthroendoscopy - see Arthroscopy

Arthrogram, arthrography (contrast)

- (of) 92.79
- ankle 92.76
- elbow 92.71
- foot and toe 92.77
- hand and finger 92.73
- hip 92.74
- knee 92.75
- shoulder 92.70
- specified site NEC 92.78
- temporomandibular 88.82
- wrist 92.72

Arthrolysis 07.27

- manipulative 07.27

Arthroplasty (with fixation device) (with

graft) (with prosthesis) (with traction) 93.96

- ankle 93.49
- - total 93.48
- carpal 93.87
- - with synthetic joint prosthesis 93.86
- Carroll and Taber (proximal interphalangeal joint) 93.79
- cup (hip) 93.64
- - with use of methyl methacrylate 93.63
- Curtis (interphalangeal joint) 93.79
- elbow 93.85
- - with synthetic joint prosthesis 93.84
- finger(s) 93.79
- - with synthetic joint prosthesis 93.71
- foot (metatarsal) 93.39
- - with synthetic joint prosthesis 93.31
- Fowler (metacarpophalangeal joint) 93.79
- hand 93.79
- - with synthetic joint prosthesis 93.71
- hip 93.69
- - cup 93.64
- - - with use of methyl methacrylate 93.63
- - - total (low friction) 93.59
- - - with use of methyl methacrylate 93.51
- Kessler (carpometacarpal joint) 93.71
- knee (see also Repair, knee) 93.47
- - total (geometric) (polycentric) 93.41

Arthroplasty - concluded

- metacarpophalangeal joint 93.79
- - with synthetic joint prosthesis 93.71
- shoulder 93.83
- - with synthetic joint prosthesis 93.81
- - for recurrent dislocation 93.82
- temporomandibular 88.6
- toe 93.39
- - with synthetic joint prosthesis 93.31
- wrist 93.87
- - with synthetic joint prosthesis 93.86

Arthroscopy 92.89

- ankle 92.86
- elbow 92.81
- finger 92.83
- foot 92.87
- hand 92.83
- hip 92.84
- knee 92.85
- shoulder 92.80
- specified site NEC 92.88
- toe 92.87
- wrist 92.82

Arthrostomy (see also Arthrotomy) 92.19

Arthrotomy 92.19

- as operative approach - omit code with
 - - arthrography - see Arthrogram
 - - arthroscopy - see Arthroscopy
 - - injection of drug 93.92
 - - removal of prosthesis (see also Removal, prosthesis, joint structures) 92.09
- ankle 92.16
- elbow 92.11
- foot and toe 92.17
- hand and finger 92.13
- hip 92.14
- knee 92.15
- shoulder 92.10
- specified site NEC 92.18
- spine 92.18
- wrist 92.12

Artificial

- heart and lung 51.61
- insemination 81.92
- kidney 51.95
- rupture of membranes 85.09
- - after onset of labor 85.09
- - for induction of labor 85.01

Arytenoidectomy 42.29

Arytenoidopexy 43.59

Asai operation (larynx) 43.65

Aspiration

- abdominal cavity 66.91

Aspiration - continued

- abscess - see also Aspiration, by site
- - brain 14.09
- - extradural 14.09
- - prostate 72.81
- anterior chamber (eye) 26.91
- aqueous (eye) (tumor) 26.91
- ascites 66.91
- Bartholin's gland (cyst) (percutaneous) 83.11
- biopsy - see Biopsy, by site
- bladder (catheter) 69.0
- - percutaneous (needle) 69.11
- bone marrow (for biopsy) 53.81
- - from donor for transplant 53.41
- brain substance 14.09
- branchial cleft cyst 41.0
- breast 97.91
- bronchus 10.05
- - with lavage 10.66
- bursa (percutaneous) 95.95
- - hand 94.95
- calculus
- - bladder 69.0
- cataract NEC 27.59
- - with
- - - phakoemulsification 27.62
- - - phakofragmentation 27.62
- - extracapsular 27.59
- - intracapsular 27.49
- chest 46.91
- cisternal 14.01
- cranial (puncture) 14.09
- craniobuccal pouch 20.62
- craniopharyngioma 20.62
- cul-de-sac (abscess) 82.0
- curettage, uterus 81.69
- - diagnostic 81.69
- - following delivery or abortion 81.61
- - to terminate pregnancy 87.1
- cyst - see Aspiration, by site
- diverticulum
- - pharynx 41.0
- endotracheal 10.04
- - with lavage 10.66
- extradural 14.09
- eye (anterior chamber) 26.91
- fallopian tube 78.91
- fascia 95.96
- - hand 94.96
- gallbladder (percutaneous) 63.01
- hematoma - see also Aspiration, by site
- - obstetrical 87.92
- - - incisional 87.91
- hydracele, tunica vaginalis 73.91
- hygroma - see Aspiration, by site

Aspiration - continued

- hyphema 26.91
- hypophysis 20.62
- (intracranial space (epidural) (extradural) (subarachnoid) (subdural) (ventricular) 14.09
- - through previously implanted catheter or reservoir (Ommaya) (Rickham) 14.09
- joint 93.91
- - for arthrography - see Arthrogram
- kidney (cyst) (pelvis) (percutaneous) (therapeutic) 67.92
- - by incision (cyst) 67.01
- - diagnostic 67.81
- liver (abscess) (percutaneous) 62.91
- - diagnostic 62.81
- lung (needle) (percutaneous) (puncture) (linear) 45.94
- middle ear 32.09
- - with intubation 32.01
- muscle 95.96
- - hand 94.96
- nail 98.91
- nasal sinus (by puncture) (through natural ostium) 34.0
- nasotracheal 10.04
- - with lavage 10.66
- orbit, diagnostic 29.83
- ovary 77.91
- - diagnostic 77.81
- percutaneous - see Aspiration, by site
- pericardium (diagnostic) (wound) 49.0
- pituitary gland 20.62
- pleural cavity 46.91
- prostate (percutaneous) 72.81
- Rathke's pouch 20.62
- seminal vesicles (percutaneous) 72.61
- seroma - see Aspiration, by site
- skin (abscess) (hematoma) (seroma) 98.91
- soft tissue NEC 95.96
- - hand 94.96
- spermatocele 75.91
- spinal (puncture) 16.81
- spleen (cyst) 53.1
- subarachnoid space (cerebral) 14.09
- subcutaneous tissue 98.91
- subdural space (cerebral) 14.09
- tendon 95.96
- - hand 94.96
- testis 74.91
- thymus 20.92
- thyroglossal (cyst) 19.01
- thyroid (field) (gland) 19.01
- - postoperative 19.02

Aspiration - concluded

- trachea 10.04
- - with lavage 10.66
- - percutaneous 43.96
- tunica vaginalis (hydrocele) (percutaneous) 73.91
- vitreous (and replacement) (by posterior sclerotomy) 28.72

Assessment

- fitness to plead 08.11
- fitness to testify 08.11
- mental status 08.11
- nutritional status 03.39
- personality 08.03
- temperament 08.02
- vocational 07.85

Assistance

- cardiac - see also Resuscitation, cardiac
- - extracorporeal circulation 51.61
- hepatic, extracorporeal 62.92
- respiratory (mechanical) (endotracheal) NEC 13.62

Astragalectomy 89.87

Asymmetrogammagram - see Scan, radioisotope

Atriocommissuropexy (mitral valve) 47.12

Atrioplasty NEC 49.99

- combined with repair of valvular and ventricular septal defects - see Repair, endocardial cushion defect
- septum (heart) NEC 47.72

Atrioseptopexy (see also Repair, atrial septal defect) 47.72

Atrioseptoplasty (see also Repair, atrial septal defect) 47.72

Atrioseptostomy

- balloon 47.42

Atriotomy 49.12

Atrioventriculostomy (cerebral-heart) 15.32

Attachment

- eye muscle
 - - orbicularis oculi to eyebrow 22.49
 - - rectus to frontalis 23.99
 - flap - see Attachment, pedicle graft
 - pedicle graft (flap) 98.55
 - - mouth (external) 98.63
 - - to hand 98.54
 - - to lip 98.63
 - pharyngeal flap (for cleft palate repair) 39.52
 - - secondary or subsequent 39.53
 - retina - see Reattachment, retina
- Atticoantrostomy (ear) 32.39**
- Atticoantrotomy (ear) 32.39**
- Atticotomy (ear) 32.23**

Audiological evaluation 09.43

Audiometry (Bekeesy 5-tone) (impedance) (stapedial reflex response) (subjective) 09.41

Augmentation

- bladder 69.6
- breast - see Mammoplasty, augmentation
- buttock ("fanny-lift") 98.79
- chin 88.74
- genioplasty 88.74
- mammoplasty - see Mammoplasty, augmentation
- outflow tract (pulmonary valve) (gusset type) 47.29
- - in total repair of tetralogy of Fallot 47.81
- vocal cords) 43.0

Auriclectomy 30.22

Auroscopy (see also Otoscopy) 01.32

Autograft - see Graft

Autopsy 03.8

Autotransfusion (whole blood) 13.02

Autotransplant, autotransplantation - see also Reimplantation

- adrenal tissue (heterotopic) (orthotopic) 20.35
- kidney 67.51
- lung 45.5
- ovary 77.62
- pancreatic tissue 64.82
- parathyroid tissue (heterotopic) (orthotopic) 19.96
- thyroid tissue (heterotopic) (orthotopic) 19.94
- tooth 35.5

Aversion therapy 08.43

Avulsion

- nail 98.96
- nerve NEC 17.08
- - cranial 17.08
- - peripheral 17.08
- - phrenic 17.04
- - - for collapse of lung 45.21
- - sympathetic (see also Sympathectomy) 18.19
- - vagus - see Vagotomy

Azygography 50.84

B

Bacterial smear - see Examination, microscopic

Baffles operation 47.91

Baffle, atrial or interatrial 47.91
Balanoplasty 76.39
Baldy-Webster operation 81.32
Ball operation - see Operation
Ballistocardiography 03.69
Balloon
- pump, intra-aortic 49.61
- septostomy (atrial) 47.42
Bandage, bandaging 07.57
- elastic 07.56
Banding
- artery
- - pulmonary 50.75
- blood vessel 50.79
- pulmonary artery 50.75
Bankhart operation 93.82
Bardenheuer operation 50.75
Barium swallow 02.31
Barkan operation 26.32
- with gonipuncture 26.33
Barr operation 95.65
Barsky operation 94.83
Basal metabolic rate 03.39
Basitripsy 85.4
Bassett operation 83.4
Bassini operation - see Repair, hernia, inguinal
Batch-Spittler-McFadden operation 96.15
Beck operation - see Operation
Beck-Jianu operation 55.2
Behavior modification 08.43
Bell-Beuttner operation 80.2
Belsey operation 54.75
Benenati operation 70.39
Berke operation 22.43
Bicuspidization of heart valve 47.11
- aortic 47.13
- mitral 47.12
Bicycle dynamometer 07.01
Biesenberger operation (bilateral) 97.32
- unilateral 97.31
Bifurcation
- bone (see also Osteotomy) 89.39
Bigelow operation 69.0
Billite therapy (ultraviolet) 13.82
Billroth I operation 55.6
Billroth II operation 55.7
Binnie operation 62.59
Bioassay (nl)
- urine 03.29
Biofeedback, psychotherapy 08.48
Biopsy
- abdominal wall 66.81
- adenoid 40.81

Biopsy - continued

- adrenal gland NEC 20.82
- - percutaneous (aspiration) (needle) 20.81
- alveolus 36.82
- anus 61.82
- appendix 57.94
- - brush 57.93
- artery (any site) 50.97
- aspiration - see Biopsy, by site
- bile ducts 63.98
- - percutaneous 63.97
- biliary tract 63.98
- - percutaneous (needle) 63.97
- bladder 69.82
- - transurethral 69.81
- blood vessel (any site) 50.97
- bone 89.99
- - carpal, metacarpal 89.93
- - clavicle 89.90
- - facial 88.81
- - femur 89.94
- - fibula 89.96
- - humerus 89.91
- - marrow 53.81
- - patella 89.95
- - pelvic 89.98
- - phalanges (foot) (hand) 89.98
- - radius 89.92
- - scapula 89.90
- - specified site NEC 89.98
- - tarsal, metatarsal 89.97
- - thorax 89.90
- - - ribs 89.90
- - - sternum 89.90
- - tibia 89.96
- - ulna 89.92
- - vertebrae 89.98
- bowel - see Biopsy, intestine
- brain NEC 14.82
- - percutaneous 14.82
- breast 97.82
- - blind 97.81
- - needle (Vimm-Silverman) 97.81
- - percutaneous 97.81
- bronchus NEC 45.82
- - endoscopic 45.81
- bursa 95.81
- - hand 94.97
- cardioesophageal (junction) 56.82
- cecum 57.94
- - brush 57.93
- cerebral meninges NEC 14.81
- - percutaneous 14.81

Biopsy - continued

- cervix (punch) 79.82
- - conization (sharp) 79.1
- chest wall 46.83
- choroid 28.81
- ciliary body 26.81
- clitoris 83.81
- colon 57.94
- - brush 57.93
- conjunctiva 24.81
- cornea 25.82
- cul-de-sac 82.82
- diaphragm 46.87
- duodenum 57.92
- - brush 57.91
- ear (external) 30.81
- - middle or inner 32.82
- endocervix 79.81
- endometrium NEC 80.83
- - aspiration curettage 81.69
- - dilatant and curettage 80.83
- epididymis 75.81
- esophagus 54.81
- excisional - see Excision, lesion, by site
- extracranial muscle or tendon 23.81
- eye 29.82
- - muscle (oblique) (rectus) 23.81
- eyelid 22.81
- fallopian tube 78.81
- fascia 95.81
- - hand 94.97
- fetus 87.53
- gallbladder 63.98
- - percutaneous (needle) 63.97
- ganglion (cranial) (peripheral) NEC 17.81
- - percutaneous 17.81
- - sympathetic nerve 18.81
- gum 36.81
- heart 49.93
- hypophysis (see also Biopsy, pituitary gland) 20.96
- ileum 57.92
- - brush 57.91
- intestine NEC 57.95
- - large 57.94
- - - brush 57.93
- - small 57.92
- - - brush 57.91
- iris 26.81
- jejunum 57.92
- - brush 57.91
- joint structure (aspiration) 92.99
- - ankle 92.96
- - elbow 92.91
- - foot and toe 92.97
- - hand and finger 92.93

Biopsy - continued

- joint structure - concluded
- - hip 92.94
- - knee 92.95
- - shoulder 92.90
- - specified site NEC 92.98
- - spine 92.98
- - wrist 92.92
- kidney 67.82
- - percutaneous (aspiration) 67.81
- labia 83.81
- lacrimal
- - gland 21.81
- - sac 21.82
- larynx 43.81
- - brush 43.84
- lip 98.81
- liver 62.82
- - percutaneous (aspiration) (needle) 62.81
- lung NEC 45.84
- - by open operation 45.84
- - percutaneous (needle) 45.83
- lymphatic structure (channel) (node) (vessel) 52.81
- mediastinum NEC 46.86
- - percutaneous (needle) 46.85
- meninges (cerebral) NEC 14.81
- - percutaneous 14.81
- - spinal 16.82
- mesentery 66.82
- mouth NEC 39.83
- muscle 95.81
- - extraocular 23.81
- - hand 94.97
- - ocular 23.81
- nasopharynx 41.81
- nerve (cranial) (peripheral) NEC 17.81
- - percutaneous 17.81
- - sympathetic 18.81
- nose, nasal 33.81
- - sinus 34.81
- ocular muscle or tendon 23.81
- omentum 66.82
- orbit 29.82
- - aspiration 29.83
- ovary 77.82
- - aspiration 77.81
- palate (bony) 39.81
- pancreas 64.96
- - aspiration (needle) (percutaneous) 64.95
- parathyroid gland 19.83
- penis 76.81
- perianal tissue 61.81
- pericardium 49.94
- petineum 83.81

Biopsy - continued

- periprostatic tissue 72.95
- perirectal tissue 60.83
- peritoneal tissue 71.91
- peritoneal implant 66.82
- peritoneum 66.82
- periurethral tissue 70.82
- perivesical tissue 71.91
- pharynx, pharyngeal 41.81
- pineal gland 20.83
- pituitary gland 20.86
 - - transfrontal approach 20.84
 - - transsphenoidal approach 20.85
- pleura, pleural 46.84
- prostate NEC 72.92
 - - needle (percutaneous) 72.91
 - - transrectal 72.91
- rectal 60.82
 - - brush 60.81
- retina 28.81
- salivary gland or duct 38.81
- sclera 26.81
- scrotum 73.81
- seminal vesicle NEC 72.94
 - - percutaneous (needle) 72.93
- sigmoid colon 57.94
 - - brush 57.93
- sinus, nasal 34.81
- skin (punch) 98.81
- skull 14.83
- soft tissue NEC 95.81
 - - hand 94.97
- spermatic cord 75.81
- spinal cord (meninges) 16.82
- spleen 53.84
 - - aspiration (needle) (percutaneous) 53.83
- stomach 56.82
 - - brush 56.81
- subcutaneous tissue (punch) 98.81
- supraglottic mass 41.81
- sympathetic nerve 18.81
- tendon 95.81
 - - extracocular 23.81
 - - hand 94.97
 - - ocular 23.81
- testis NEC 74.82
 - - percutaneous (needle) 74.81
- thymus 20.87
- thyroid gland NEC 19.82
 - - percutaneous (aspiration) (needle) 19.81
- tongue NEC 37.82
 - - needle 37.81
- tonsil 40.81

Biopsy - concluded

- trachea 43.82
 - - brush 43.85
- tunica vaginalis 73.81
- umbilicus 66.81
- ureter 68.97
 - - percutaneous 68.96
- urethra 70.81
- uterus, uterine (endometrial) 80.83
 - - by
 - - - aspiration curettage 81.69
 - - - dilation and curettage 80.83
 - - ligaments 80.89
 - - ovula 39.82
 - - vagina 82.83
 - - vas deferens 75.81
 - - vein (any site) 50.97
 - - vitreous 28.81
 - - vulva 83.81

Bischoff operation 68.72

Bisection - see also Excision

- hysterectomy 80.2
- ovary 77.19
- stapes foot plate 31.19
 - - with incus replacement 31.11

Bischoff operation 16.2

Blalock operation 51.0

Blalock-Hanlon operation 47.43

Blalock-Taussig operation 51.0

Blascovic operation 22.43

Blepharectomy 22.11

Blepharoplasty (see also Reconstruction, eyelid) 22.69

- - - extensive 22.32

Blepharorrhaphy 22.5

- - division or severing 22.09

Blepharotomy 22.09

Blind

- - lead dog training 07.76
- - rehabilitation NEC 07.78

Block

- - caudal - see Injection, spinal
- - epidural, spinal - see Injection, spinal
- - ganglion
 - - - celiac 18.21
 - - - gasserian 17.72
 - - - paravertebral 18.21
 - - - stellate 18.21
- - intrathecal - see Injection, spinal
- - nerve (cranial) (peripheral) NEC 17.72
 - - - intercostal 17.72
 - - - sympathetic 18.21
 - - - trigeminal 17.72
- - plexus 18.21
- - spinal nerve root (intrathecal) - see Injection, spinal

- Block** - concluded
- subarachnoid 17.72
- Block dissection**
- breast
- - bilateral 97.17
- - unilateral 97.16
- bronchus 44.11
- larynx 42.3
- lymph nodes 52.41
- neck 52.31
- vulva 83.4
- Blood**
- flow study, Doppler-type (ultrasound) - see Ultrasonography
- patch, spine (epidural) 16.95
- pressure
- - measurement 63.39
- Blount operation** - see Operation
- Boari operation** 68.72
- Bohh operation** 63.09
- Bone**
- age studies 02.72
- marrow
- - transplant 53.0
- Bonney operation** 80.3
- Borthen operation** 26.24
- Bost operation** - see Operation
- Bosworth operation** - see Operation
- Bottle repair of hydrocele, tunica vaginalis** 73.1
- Bougie**
- urethral dilation 70.5
- Bouginate** - see Bougie
- Boyd operation** 96.16
- Braille reading**
- training 07.77
- Brauer operation** 49.11
- Breech extraction** - see Extraction, breech
- Bricker operation** 68.41
- Bridge, dental (fixed)** 35.42
- Brisement (force)** 07.27
- Bristow operation** 93.82
- Brock operation** 47.05
- Brockman operation** 95.75
- Bronchogram, bronchography** (contrast) 45.86
- endotracheal 45.85
- transcricoid 45.86
- Bronchoplasty** 45.43
- Bronchorrhaphy** 45.41
- Bronchoscopy** 01.09
- with biopsy 45.81
- fiberoptic 01.08
- foreign body removal 12.05
- through existing stoma (artificial) (tracheostomy) 01.06
- Bronchospirometry** 03.38
- Bronchoscopy** 45.43
- closure 45.42
- Bronchotomy** 45.0
- Brooke's operation** 58.21
- Browne (-Denis) operation** 76.33
- Brunschwig operation** 55.1
- Buckling**
- scleral 28.3
- - with
- - - air tamponade 28.3
- - - implant/silicone(vitreous) 28.2
- - - resection of sclera 28.3
- - - vitrectomy 28.3
- - - vitreous implant (silicone) 28.2
- Bunionectomy (radical)** 89.49
- with
- - soft tissue correction NEC 89.43
- - - and arthrodesis 89.42
- - - and osteotomy of first metatarsal 89.41
- Bunnell operation** 94.55
- Burgess operation** 96.13
- Burn**
- dressing 07.57
- Burr holes** 14.13
- Bursectomy** 96.4
- hand 94.36
- Bursocentesis** 95.95
- hand 94.95
- Bursotomy** 95.03
- hand 94.03
- Burying of flambriae in uterine wall** 78.97
- Bypass** - see also Anastomosis and Shunt
- aorta
- - to carotid artery 51.22
- - to femoral artery 51.25
- aortocoronary (catheter stent) (with prosthesis) (with saphenous vein graft) (with vein graft) 48.11
- - one coronary vessel 48.12
- - two coronary vessels 48.13
- - three coronary vessels 48.14
- - four or more coronary vessels 48.15
- arterial (graft) (mandril grown graft) (vein graft) NEC 51.29
- - intra-abdominal NEC 51.26
- - intrathoracic NEC 51.23
- - peripheral NEC 51.29
- Bentley 51.61
- cardiopulmonary 51.61
- coronary (see also Bypass, aortocoronary) 48.11
- extracorporeal 51.61

Bypass - continued

- gastric 56.2
- - for obesity 56.93
- - high 56.2
- - Pritten and Mason 56.2
- gastroduodenostomy (Jaboulay's) 56.2
- gastroenterostomy 56.2
- gastrogastrostomy 56.2
- gastrojejunostomy 56.2
- heart-lung (complete) (partial) 51.61
- high gastric 56.2
- ileo-jejunal 57.7
- internal mammary-coronary artery (single) 48.16
- - double vessel 48.17
- jejunal-ileum 57.7
- Mayo-Bentley 51.61
- pulmonary 51.61
- shunt
- - intestine
- - - large-to-large 57.84
- - - small-to-large 57.83
- - - small-to-small 57.7
- - stomach 56.2
- - - high gastric 56.2
- terminal ileum 57.83
- triple aortocoronary 48.14
- vascular (arterial) (graft) (mandril grown graft) (vein graft) NEC 51.29
- - aorta-carotid-brachial 51.22
- - aorta-iliac-femoral 51.25
- - aorta-renal 51.24
- - aorta-subclavian-carotid 51.22
- - aortic-superior mesenteric 51.26
- - aortocarotid 51.22
- - aortoceliac 51.26
- aortocoronary (see also Bypass, aortocoronary) 48.11
- - aortofemoral 51.25
- - aortofemoral-popliteal 51.25
- - aortoiliac 51.25
- - - to popliteal 51.25
- - aortoiliofemoral 51.25
- - aortomesenteric 51.26
- - aortopopliteal 51.25
- - aortorenal 51.24
- - aortosubclavian 51.22
- - axillary-brachial 51.29
- - axillary-femoral (superficial) 51.29
- - axillofemoral (superficial) 51.29
- - brachial 51.29
- - carotid to subclavian artery 51.22
- - common hepatic-common iliac-renal 51.26
- - coronary (see also Bypass, aortocoronary) 48.11

Bypass - concluded

- vascular - concluded
- - femoral-femoral 51.29
- - femoroperoneal 51.29
- - femoropopliteal (reversed saphenous vein) (saphenous) 51.29
- - femorotibial (anterior) (posterior) 51.29
- - iliofemoral 51.25
- - ilioiliac 51.26
- - internal mammary-coronary artery (single) 48.16
- - - double vessel 48.17
- - intra-abdominal (arterial) NEC 51.26
- - - venous NEC 51.1
- - intrathoracic NEC 51.23
- - peripheral artery NEC 51.29
- - popliteal-tibial 51.29
- - renal artery 51.24
- - splenorenal 51.1
- - subclavian-axillary 51.29
- - subclavian-carotid 51.22
- - subclavian-subclavian 51.22
- - Y graft to renal arteries 51.24

C

- Caldwell operation** 36.91
- Caldwell-Luc operation** - see Operation
- Calibration**
- urethral 70.5
- Calicectomy (renal)** 67.3
- Callender operation** 96.15
- Caloric test**
- vestibular function 09.44
- Calycectomy (renal)** 67.3
- Calyco-ileoneocystostomy** 67.76
- Calycotomy (renal)** 67.11
- Campbell operation** - see Operation
- Campimetry** 09.05
- Canaliculodacryocystorhinostomy** 21.71
- Canaliculoplasty** 21.69
- Canaliculorhinostomy** 21.71
- Canaloplasty**
- external auditory meatus 30.5
- Cannulation**
- ampulla of Vater 63.99
- antrum 34.0
- arteriovenous 51.93
- - for dialysis 51.93
- artery 50.91
- bile duct 63.49
- caval-mesenteric vein 51.1
- cisterna chyli 52.51
- eustachian tube 32.97
- lacrimal apparatus 21.33

Cannulation - concluded

- lymphatic duct, left (thoracic) 52.51
- nasal sinus (by puncture) 34.0
- - through natural ostium 34.0
- pancreatic duct (replacement) (transduodenal) 64.91
- - by retrograde endoscopy (ERCP) 64.91
- renoportal 51.1
- sinus (nasal) (by puncture) 34.0
- - through natural ostium 34.0
- splenorenal 51.1
- thoracic duct (cervical approach) (thoracic approach) 52.51
- vein, venous 50.93
- - cut-down 50.96
- - umbilical 50.92

Cannulization - see Cannulation

Canthectomy 22.29

Canthocystostomy 21.72

Canthoplasty 22.23

Canthorrhaphy 22.23

- division or severing 22.09

Canthotomy 22.21

Capsulectomy 27.91

- joint (see also Arthroectomy) 92.69
- kidney 67.91
- lens 27.91
- - with lens extraction 27.51
- ovary 77.19

Capsuloridectomy 27.92

Capsuloplasty - see Arthroplasty

Capsulorrhaphy 93.96

- with arthroplasty - see Arthroplasty
- ankle 93.94
- foot 93.94
- knee 93.95
- lower extremity NEC 93.95
- shoulder 93.93
- upper extremity 93.93

Capsulotomy

- joint (see also Division, joint capsule) 92.29
- lens 27.69
- - with
 - - - dissection of lens 27.3
 - - - removal of foreign body 27.1
 - - - - by magnet extraction 27.0

Cardiac

- massage (external) (closed chest) (manual) 13.73
- - open chest 49.91
- restraining 07.36

Cardiectomy (stomach) 55.5

Cardiocentesis 49.0

Cardio-ergodynamography, fetal 87.52

Cardiography (see also

Angiocardiography) 48.92

Cardiotomy 49.11

Cardiomyopexy 48.3

Cardiomyotomy 54.6

Cardio-omentopexy 48.3

Cardiopericardiopexy 48.3

Cardioplasty

- heart 49.4
- stomach 56.59
- - and esophagus 54.76

Cardioplegia 51.63

Cardiopneumopexy 48.3

Cardiorrhaphy 49.4

Cardioschisis 49.13

Cardioscopy 49.98

Cardiosplenopexy 48.3

Cardiotomy (atrial) (endocardial)

(exploratory) (ventricular) 49.12

Cardiovalvulotomy - see Valvulotomy, heart

Cardioversion (external) 13.72

- atrial 13.71

Care of)

- potential suicide 08.42

Carotid body

- operation 51.8

Carotid pulse tracing with ECG lead 03.56

Carpectomy (partial) 89.73

- total 89.83

Carroll and Taber arthroplasty (proximal interphalangeal joint) 93.79

Casting (for immobilization) NEC 07.53

- with fracture-reduction - see Reduction, fracture

Castration

- female (oophorectomy, bilateral) 77.41
- male 74.31

C.A.T. (computerized axial tomography) (see also Scan, C.A.T.) 02.75

Catheterization - see also (insertion, catheter)

- arteriovenous 51.93
- artery 50.91
- bladder
 - - indwelling 69.94
 - - - suprapubic 69.14
- bronchus 10.05
- - with lavage 10.66
- cardiac 49.95
 - - combined left and right 49.97
 - - left 49.96
 - - - combined with right heart 49.97
 - - right 49.95
 - - - combined with left heart 49.97
- eustachian tube 32.97
- heart - see Catheterization, cardiac
- hepatic vein 50.93

Catheterization - concluded

- inferior vena cava 50.93
- lacrimal duct 21.32
- lacrimonasal duct 21.34
- laryngeal 10.05
- nasolacrimal duct 21.34
- pancreatic cyst 64.01
- renal vein 50.93
- suprapubic ~~69.11~~ 69.13
- Swan-Ganz (pulmonary) 50.95
- umbilical vein 50.92
- ureter (to kidney) 71.8
- - for retrograde pyelogram 67.86
- urethra
- - indwelling 69.94
- vein NEC 50.93
- - cut-down 50.96
- - umbilical 50.92

Cattell operation 65.51

Cauterization - see also Destruction, lesion,
by site

- adhesions
- - brain tissue 15.91
- anus 61.2
- Bartholin's gland 83.14
- brain tissue adhesions 15.91
- broad ligament 81.29
- canaliculi, lacrimal 21.69
- cervix 79.22
- chalazion 22.11
- choroid 28.59
- choroid plexus 15.14
- condyloma
- - anus 61.2
- conjunctiva 24.21
- cornea (fistula) (ulcer) 25.32
- ear, external 30.19
- endometrial implant - see Excision, lesion,
by site
- entropion 22.31
- esophagus 54.21
- eyelid 22.11
- - for entropion or ectropion 22.31
- fallopian tube 78.51
- - by endoscopy (hysteroscopy)
(laparoscopy) 78.39
- hemorrhoids 61.33
- iris 26.42
- lacrimal
- - gland 21.12
- - punctum 21.69
- - - for eversion 21.61
- - sac 21.5
- larynx 42.09
- liver 62.19
- lung 44.29

Cauterization - concluded

- meibomian gland 22.11
- nose 33.21
- - for epistaxis (with packing) 33.03
- ovary 77.19
- palate (bony) 39.21
- pannus (superficial) 25.32
- pharynx 41.2
- punctum, lacrimal 21.69
- - for eversion 21.61
- rectum 60.21
- round ligament 81.29
- sclera 26.46
- - with iridectomy 26.22
- skin 98.12
- - and subcutaneous tissue 98.12
- stomach 55.41
- subcutaneous tissue 98.12
- tonillar fossa 40.7
- urethra 70.2
- uterosacral ligament 81.29
- uterotubal ostia 78.51
- uterus 80.19
- vagina 82.23
- vocal cords 42.09
- vulva 83.2

Cavernoscopy 46.81

Cavernostomy 45.1

Cavernotomy

- kidney 67.29

Cavography (inferior vena cava) 50.87

Cecectomy (with resection of terminal
ileum) 57.52

Cecil operation 70.35

Cecocoloplicopexy 58.64

Cecocolostomy 57.84

Cecofixation 58.65

Ceco-ileostomy 57.83

Cecopexy 58.64

Cecoplication 66.62

Cecorrhaphy 58.75

Cecosigmoidostomy 57.84

Cecostomy (tube) (see also Colostomy) 58.11

Cecotomy 57.04

Ceco-ureterostomy 68.62

Celiocentesis 66.91

Celioscopy 66.83

Celiotomy

- exploratory 66.19

Cell block and Papanicolaou smear - see

Examination, microscopic

Central venous pressure

- measurement 50.94

Cephalocentesis 14.09

Cephalogram 02.07

- dental 02.04

Cephalogram - concluded

- orthodontic 02.04

Cephalometry, cephalometrics 02.07

- echo 02.88

- intrauterine 02.45

- - echo 02.88

- - ultrasonic 02.88

- orthodontic 02.04

- ultrasound (sonar) 02.88

- x-ray 02.45

Cephalotomy, fetal 85.4

Cerclage

- anal 61.62

- cervical 79.4

- cervix 79.4

- isthmus uteri (cervix) 79.4

- retinal reattachment (see also Buckling, sclera) 28.3

- sclera (see also Buckling, sclera) 28.3

Cervical

- smear

- - diagnostic - see Examination, microscopic, cervix

Cervicectomy (with colporrhaphy) 79.3

Cervicoplasty 79.69

Cesarean section 86.9

- cervical 86.1

- classical 86.0

- corporeal 86.0

- extraperitoneal 86.2

- fundal 86.0

- laparotrachelotomy 86.1

- Litzko 86.2

- low cervical 86.1

- lower uterine segment 86.1

- Norton 86.2

- peritoneal exclusion 86.8

- repeat NOS 86.9

- specified type NEC 86.8

- supravaginal 86.2

- transperitoneal 86.1

- - classical 86.0

- - low cervical 86.1

- - lower uterine segment 86.1

- - upper uterine segment 86.0

- upper uterine segment

(transperitoneal) 86.0

- vaginal 86.8

- Waters 86.2

Chandler operation 93.21

Change - see also Replacement

- cast NEC 11.13

- - lower limb 11.12

- - upper limb 11.11

- cystostomy catheter or tube 71.95

- gastrostomy tube 11.02

Change - concluded

- length

- - bone 90.39

- - - femur 90.34

- - - fibula 90.36

- - - humerus 90.31

- - - radius 90.32

- - - tibia 90.36

- - - ulna 90.32

- - fascia 95.76

- - - hand 94.82

- - - muscle 95.76

- - - hand 94.82

- - - tendon 95.76

- - - hand 94.82

- nephrostomy catheter or tube 67.93

- pyelostomy catheter or tube 67.94

- tracheostomy tube 11.23

- ureterostomy catheter or tube 71.94

- urethral catheter, indwelling 69.95

Character analysis, psychologic 08.03

Charles operation 52.9

Charney operation - see Operation

Cheate-Henry operation - see Repair, hernia, femoral

Check

- pacemaker, artificial (cardiac) (function) (rate) 03.45

- - amperage threshold 03.48

- - artefact wave form 03.46

- - electrode impedance 03.47

- - slew (rate) 03.49

- - voltage threshold 03.48

- vision NEC 03.11

Cheiloplasty 98.69

Cheilorrhaphy 98.69

Cheilostomatoplasty 98.69

Cheilotomy 98.09

Chemical peel, skin 98.92

Chemocauterization - see also Destruction, lesion, by site

- corneal epithelium 25.31

- palate 39.21

Chemodectomy 51.8

Chemolysis

- nerve (peripheral) 17.1

Chemoneurolysis 17.1

Chemoneurolysis (nucleus pulposus) 92.31
- spinal canal structure 16.7

Chemopallidectomy 14.3

Chemopeel (skin) 98.92

Chemotherapy

- esophagus 54.29

- Mohs' 98.92

- skin (superficial) 98.92

- stomach 56.43

Chemotheramectomy 14.3

Chemotherapy

- antabuse 08.39
- for cancer NEC 13.55
- lithium 08.32
- methadone 08.39
- palate (bony) 39.21

Chevalier-Jackson operation 42.29

Child operation 64.43

Cholangiocholangiostomy 63.28

Cholangiocholecystocholedochectomy
63.13

Cholangio-enterostomy 63.29

Cholangiogastrostomy 63.29

Cholangiogram 92.36

- intraoperative 63.96
- intravenous 63.96
- percutaneous hepatic 63.96
- transhepatic 63.96

Cholangiography (see also

Cholangiogram) 92.36

Cholangiojejunostomy (intrahepatic) 63.29

Cholangiopancreatography, endoscopic

retrograde 64.97

Cholangiostomy 63.49

Cholangiotomy 63.49

Cholecystectomy (total) 63.12

- partial 63.11

Cholecystenterorrhaphy 63.99

Cholecystoceleostomy 63.22

Cholecystocholangiogram 92.37

Cholecystocolostomy 63.22

Cholecystoduodenostomy 63.22

Cholecystoenterostomy (Winiwater) 63.22

Cholecystogastrostomy 63.24

Cholecystogram 92.37

Cholecystoileostomy 63.22

Cholecystojejunostomy (Roux-en-Y) (with
jejunojunostomy) 63.22

Cholecystopancreatostomy 63.23

Cholecystopexy 63.99

Cholecystorrhaphy 63.91

Cholecystostomy NEC 63.09

- trocar 63.02

Cholecystotomy 63.09

Choledochectomy 63.53

Choledochoduodenostomy 63.26

Choledochenterostomy 63.26

Choledochojejunostomy 63.26

Choledocholithotomy

(transduodenal) 63.31

Choledocholithotripsy 63.31

Choledochopancreatostomy 63.29

Choledochoplasty 63.62

Choledochorrhaphy 63.61

Choledochoscopy 63.95

- operative 63.95

Choledochostomy 63.41

Cholelithotomy 63.41

Cholelithotomy 63.09

- from bile duct 63.39

- from gallbladder 63.09

Chondrectomy 92.69

- ankle 92.66

- costal 92.68

- elbow 92.61

- foot and toe 92.67

- hand and finger 92.63

- hip 92.64

- intervertebral cartilage 92.31

- knee (semilunar cartilage) 92.32

- nasal (albuginous) 33.4

- semilunar cartilage (knee) 92.32

- shoulder 92.60

- specified site NEC 92.68

- wrist 92.62

Chondroplasty - see Arthroplasty

Chondrosteronoplasty (for pectus excavatum
repair) 46.64

Chondrotomy (see also Division,
cartilage) 92.29

- nasal 33.1

Chopart operation 96.12

Chordectomy, vocal 42.22

Chordotomy (anterior) (posterior)

(spinothalamic) NEC 16.2

- percutaneous 16.2

- stereotactic 16.2

Choroid plexectomy 15.14

Ciliarotomy 26.35

Cilicectomy (ciliary body) 26.45

Cinching

for scleral buckling (see also Buckling,
scleral) 28.3

- ocular muscle (tublique) (rectus) 23.4

Cineangiocardiology (see also
Angiocardiography) 48.92

Cineplasty, cineplastic prosthesis

- amputation - see Amputation

- arm 96.41

- biceps 96.41

- leg 96.42

- limb 96.49

- - lower 96.42

- - upper 96.41

Cineradiograph - see Radiography

Cingulotomy (brain) (percutaneous
radiofrequency) 14.3

Circulation

- extracorporeal (see also Extracorporeal, circulation) 51.61

Circumcision (ritual)

- female 83.3
- male 76.0

Cisternal puncture 14.01

Clagett operation 46.62

Clamp and cautery

- hemorrhoids 61.33

Clamping

- aneurysm (cerebral) 51.51
- blood vessel - see Ligation, blood vessel

Clavotomy 89.30

- fetal 85.4

Claviclectomy (partial) 89.70

- total 98.80

Clayton operation 89.77

Cleaning

- wound 10.69
- - surgical toilet 98.11

Clearance

- bladder (transurethral) 69.0
- pelvic
- - female 80.7
- - male 69.51
- presacral fat pad 52.11
- renal pelvis (transurethral) 68.0
- ureter (transurethral) 68.0

Cleidotomy 89.30

- fetal 85.4

Clipping

- aneurysm (basilar) (carotid) (cerebellar) (cerebellopontine) (communicating artery) (vertebral) 51.51
- arteriovenous fistula 51.53
- frenulum, frenum
- - labia (lips) 39.91
- - linguae (tongue) 37.91
- tip of uvula 39.62
- uvula 39.62

Clitoridectomy 83.3

Clitoridotomy 83.3

Clivogram 14.85

Closure - see also Repair

- abdominal wall 66.53
- - delayed (granulating wound) 66.52
- - secondary 66.51
- - tertiary 66.52
- amputation stump, secondary 96.2
- anastomosis, gastric 56.4
- aorticpulmonary fenestration (fistula) 51.59
- appendicostomy 59.92

Closure - continued

- artificial opening (stoma)
- - bile duct 63.69
- - bladder, urinary 69.72
- - bronchus 45.42
- - common duct 63.61
- - esophagus 54.73
- - gallbladder 63.92
- - hepatic duct 63.69
- - intestine 58.51
- - - large 58.53
- - - small 58.52
- - kidney 67.72
- - larynx 43.52
- - rectum 60.62
- - stomach 56.52
- - thorax 46.62
- - trachea 43.62
- - ureter 68.83
- - urethra 70.32
- atrial septal defect (see also Repair, atrial septal defect) 47.72
- - with umbrella device (King-Mills type) 47.53
- - combined with repair of valvular and ventricular septal defects - see Repair, endocardial cushion defect
- bronchostomy 45.42
- cecostomy 58.53
- cholecystostomy 63.92
- cleft hand 94.83
- colostomy 58.53
- cystostomy (urinary) 69.72
- diastema (alveolar) (dental) 36.7
- disrupted abdominal wall (postoperative) 66.51
- duodenostomy 58.52
- encephalocele 15.12
- endocardial cushion defect (see also Repair, endocardial cushion defect) 47.74
- enterostomy 58.51
- esophagostomy 54.73
- eyelid, permanent 29.7
- fenestration
- - aortic 51.59
- - aortic-pulmonary (valve) 51.59
- - septal, heart (see also Repair, heart, septum) 47.71
- filtering bleb, corneoscleral (postglaucoma) 25.4
- fistula
- - abdominothoracic 46.73
- - abdominouterine 81.52
- - anorectal 60.63
- - anovaginal 82.62

Closure - continued

- fistula - continued
- - antrobuccal 34.61
- - anus 61.63
- - aorticopulmonary (fenestration) 51.59
- - aortoduodenal 51.59
- - appendix 59.92
- - biliary tract 63.69
- - bladder NEC 69.73
- - bone 90.49
- - branchial cleft 41.42
- - bronchocutaneous 45.42
- - bronchoesophageal 45.42
- - bronchomediastinal 46.63
- - bronchopleural 45.42
- - bronchopleurocutaneous 46.63
- - bronchopleuromediastinal 46.63
- - bronchovisceral 45.42
- - bronchus 45.42
- - cecosigmoidal 58.76
- - cerebrospinal fluid 15.12
- - cervicopaural 30.69
- - cervicosigmoidal 79.52
- - cervicovesical 69.73
- - cervix 79.52
- - cholecystocolic 63.93
- - cholecystoduodenal 63.93
- - cholecystoenteric 63.93
- - cholecystogastric 63.93
- - cholecystojejunal 63.93
- - cisternal chylil 52.53
- - colon 58.76
- - colovaginal 82.62
- - common duct 63.61
- - cornea 25.39
- - - with lamellar graft (homograft) 25.53
- - - - autograft 25.52
- - diaphragm 46.73
- - duodenum 58.72
- - ear drum 31.4
- - ear, middle 31.9
- - enterocolic 58.74
- - enterocutaneous 58.74
- - enterouterine 81.52
- - enterovaginal 82.62
- - enterovesical 69.73
- - esophagobronchial 45.42
- - esophagocutaneous 54.74
- - esophagopleurocutaneous 46.63
- - esophagotracheal 43.63
- - esophagus NEC 54.74
- - fecal 58.79
- - gallbladder 63.93
- - gastric NEC 56.53
- - gastrocolic 56.53
- - gastroenterocolic 56.53

Closure - continued

- fistula - continued
- - gastroesophageal 54.74
- - gastrojejunal 56.53
- - gastrojejunocecolic 56.53
- - heart valve - see Repair, heart, valve
- - hepatic duct 63.69
- - hepatopleural 46.63
- - hepatopulmonary 46.63
- - ileorectal 58.74
- - ileosigmoidal 58.74
- - ileovesical 69.73
- - ileum 58.74
- - in ano 61.63
- - intestine 58.79
- - - large 58.76
- - - small NEC 58.74
- - intestinocecolic 58.74
- - intestinoureteral 68.84
- - intestinouterine 81.52
- - intestinovaginal 82.62
- - intestinovesical 69.73
- - jejunum 58.74
- - kidney 67.73
- - lacrimal 21.69
- - laryngotracheal 43.52
- - larynx 43.52
- - lymphatic duct, left (thoracic) 52.53
- - mastoid (antrum) 31.9
- - mediastinobronchial 46.63
- - mediastinocutaneous 46.63
- - mouth 39.42
- - - external 98.12
- - nasal 33.72
- - - sinus 34.61
- - nasolabial 33.72
- - nasopharyngeal 33.72
- - orofacial 34.61
- - oronasal 33.72
- - oval window (ear) 32.93
- - pancreas 64.49
- - pancreaticoduodenal 64.41
- - perilymph 32.93
- - perineorectal 60.63
- - - female 83.62
- - perineosigmoidal 58.76
- - - female 83.62
- - perineourethroscrotal 70.33
- - perineum (female) 83.62
- - - male 98.12
- - perirectal 60.93
- - pharyngoesophageal 41.43
- - pharynx NEC 41.43
- - pleura, pleural NEC 46.63
- - pleurocutaneous 46.63
- - pleuropericardial 49.4
- - pleuroperitoneal 46.73

Closure - continued

- fistula - continued
- - pulmonoperitoneal 46.73
- - rectolabial 83.62
- - rectoureteral 68.84
- - rectourethral 70.33
- - rectouterine 81.52
- - rectovaginal 82.62
- - rectovesical 69.73
- - rectovesicovaginal 69.73
- - rectovulvar 83.62
- - rectum NEC 60.63
- - renal 67.73
- - renal-intestinal 67.73
- - round window 32.93
- - salivary (gland)(duct) 38.32
- - scrotum 73.32
- - sigmoidovaginal 82.62
- - sigmoidovesical 69.73
- - splenicocolic 53.53
- - stomach NEC 56.53
- - - external 56.52
- - thoracic duct 52.53
- - thoracoabdominal 46.73
- - thoracogastric 46.73
- - thoracointestinal 46.73
- - thorax NEC 46.63
- - trachea NEC 43.63
- - tracheoesophageal 43.63
- - tympanic membrane (see also Tympanoplasty) 31.4
- - umbilicourinary 69.31
- - ureter 68.84
- - ureterocervical 68.84
- - ureterorectal 68.84
- - ureterosigmoidal 68.84
- - ureterovaginal 68.84
- - ureterovesical 68.84
- - urethra 70.33
- - urethroperineal 70.33
- - urethroperineovesical 69.73
- - urethrorectal 70.33
- - urethrosclerotical 70.33
- - urethrovaginal 70.33
- - uteroenteric 81.52
- - uterointestinal 81.52
- - uterorectal 81.52
- - uteroureteric 68.84
- - uterovaginal 81.52
- - uterovesical 69.73
- - uterus 81.52
- - vaginal 82.62
- - vaginocutaneous 82.62
- - vaginoenteric 82.62
- - vaginoperineal 82.62
- - vaginovesical 69.73
- - vesicocervicovaginal 69.73

Closure - continued

- fistula - concluded
- - vesicocolic 69.73
- - vesicocutaneous 69.73
- - vesicoenteric 69.73
- - vesicometrorectal 69.73
- - vesicoperineal 69.73
- - vesicorectal 69.73
- - vesicosigmoidal 69.73
- - vesicosigmoidovaginal 69.73
- - vesicoureteral 68.84
- - vesicoureterovaginal 68.84
- - vesicourethral 69.73
- - vesicourethrorectal 69.73
- - vesicouterine 69.73
- - vesicovaginal 69.73
- - vulva 83.62
- - vulvorectal 83.62
- foramen ovale (patent) 47.72
- - with
- - - prosthesis (open heart technique) 47.52
- - - closed heart technique 47.53
- - - tissue graft 47.62
- gastroduodenostomy 56.4
- gastrojejunostomy 56.4
- gastrostomy 56.52
- ileostomy 58.52
- jejunostomy 58.52
- laceration - see also Suture, by site
- - liver 62.51
- laparotomy
- - delayed 66.52
- laryngostomy 43.52
- meningocele (spinal) 16.41
- - cerebral 15.12
- myelomeningocele 16.42
- nephrostomy 67.72
- operative wound - omit code
- palmar cleft 94.83
- patent ductus arteriosus 50.75
- pelviostomy 67.72
- peptic ulcer (bleeding)(perforated) 56.31
- perforation
- - ear drum (see also Tympanoplasty) 31.4
- - esophagus 54.72
- - septum (nasal) 33.76
- - tympanic membrane (see also Tympanoplasty) 31.4
- proctostomy 60.62
- punctum, lacrimal (papilla) 21.69
- pyelostomy 67.72
- rectostomy 60.62
- septum defect (heart) (see also Repair, heart, septum) 47.71
- sigmoidostomy 58.53
- skin (V-Y type) 98.22

Closure - concluded

- stoma
- - bile duct 63.69
- - bladder 69.72
- - bronchus 45.42
- - common duct 63.61
- - esophagus 54.73
- - gallbladder 63.92
- - hepatic duct 63.69
- - intestine 58.51
- - - large 58.53
- - - small 58.52
- - kidney 67.72
- - larynx 43.52
- - rectum 60.62
- - stomach 56.52
- - thorax 46.62
- - trachea 43.62
- - ureter 68.83
- - urethra 70.32
- thoracostomy 46.62
- tracheostomy 43.62
- ulcer (bleeding) (peptic) (perforated) 56.31
- - colon 58.75
- - duodenum 56.33
- - gastric 56.32
- - intestine (perforated) 58.79
- - skin 98.22
- - stomach 56.32
- Ureterostomy 68.83
- urethrostomy 70.32
- vagina 82.3
- vesicostomy 69.72
- wound - see also Suture, by site
- - with graft - see Graft

Coagulation, electrocoagulation - see also

- Destruction, lesion, by site
- aneurysm (cerebral) (peripheral vessel) 51.52
- arteriovenous fistula 51.53
- brain tissue (incremental) (radiofrequency) 14.29
- broad ligament 81.29
- cervix 79.22
- choroid plexus 15.14
- dura 15.12
- ear
- - external 30.19
- - inner 32.79
- - middle 32.41
- fallopian tube 78.51
- gasserian ganglion 17.06
- nose 33.21
- - for epistaxis (with packing) 33.03
- ovary 77.19
- pharynx (by diathermy) 41.2

Coagulation - concluded

- prostatic bed 72.84
- - rectum (polyp) 60.21
- retina (for)
- - destruction of lesion 28.51
- - reattachment 28.41
- - repair of tear 28.49
- round ligament 81.29
- semicircular canals 32.79
- spinal cord (lesion) 16.2
- urethrovesical junction, transurethral 69.29
- uterosacral ligament 81.29
- uterus 80.19
- vagina 82.23
- vulva 83.2

Coating

- aneurysm of brain 51.52

Cobalt-60 therapy (treatment) 06.21

Coccygectomy (partial) 89.78

- total 89.88

Coccygotomy 89.38

Cocked hat procedure 94.69

Cockett operation - see Operation

Cody tack 31.0

Coffey operation 81.32

Cole operation 89.27

Colectomy (partial) (segmental)

- (subtotal) 57.59
- cecum (with terminal ileum) 57.52
- complete 57.6
- left (lower) (radical) 57.55
- multiple segmental 57.51
- right (radical) 57.53
- sigmoid 57.56
- terminal ileum with cecum 57.52
- total 57.6
- transverse 57.54

Collapse

- lung
- - surgical 45.29
- - - by
- - - - destruction of phrenic nerve 45.21
- - - - pneumoperitoneum 45.23
- - - - pneumothorax, artificially-induced 45.22
- - - - thoracoplasty 45.24

Collar

- cervical (soft)
- - for traction of head 07.52
- - stud prosthesis, cornea 25.64

Collection

- sperm for artificial insemination 13.96

Collis-Nissen operation 65.8

Colocentesis 57.04

- Colocholecystostomy** 63.22
- Colocolostomy** 57.84
 - proximal to distal segment 57.59
- Colocystoplasty** 69.6
- Colofixation** 58.65
- Coloilectomy** 57.01
- Colonna operation** - see Operation
- Colonoscopy** 01.22
 - fiberoptic (flexible) 01.22
 - intraoperative 57.97
 - operative 57.97
 - through existing stoma (artificial) (colostomy) 01.21
 - transabdominal 57.97
- Colopexy** 58.64
- Cotoplication** 66.62
- Coloproctostomy** 57.84
- Colorectosigmoidostomy** 57.84
- Colorectostomy** 57.84
- Colorrhaphy** 58.75
- Coluscopy** - see Colonoscopy
- Colosigmoidostomy** 57.84
- Colostomy** (ileo-ascending) (ileotransverse) (perineal) (transverse) 58.11
 - with anterior rectal resection 60.51
 - closure 58.53
 - delayed opening 58.14
 - loop 58.03
 - Mjkulica spur 58.03
 - permanent (terminal single barrelled) 58.13
 - - magnetic 58.13
 - revision 58.44
 - temporary 58.12
 - Wagensteen loop 58.03
- Colotomy** 57.04
- Colpectomy**
 - partial 82.23
 - total 82.3
- Colpoceliocentesis** 82.0
- Colpocentesis** 82.0
- Colpocleisis** (complete) (partial) 82.3
- Colpohysterectomy** 80.4
- Colpoperineoplasty** 82.69
 - with repair of urethrocele 82.43
- Colpoperineorrhaphy** 82.61
 - following delivery 87.89
- Colpopexy** 82.64
- Colpoplasty** 82.69
- Colpopoiesis** 82.51
- Colporrhaphy** 82.61
 - anterior (cystocele repair) 82.41
 - for repair of
 - - cystocele 82.41
 - - - with rectocele 82.43
 - - enterocele 82.7
- Colporrhaphy** - concluded
 - for repair of - concluded
 - - rectocele 82.42
 - - - with cystocele 82.43
 - - urethrocele 82.41
 - posterior (rectocele repair) 82.42
- Colposcopy** 82.81
- Colpotomy** 82.12
 - for pelvic peritoneal drainage 82.12
- Command operation** 37.3
- Commissurotomy**
 - closed heart technique - see Valvulotomy, heart
 - open heart technique - see Valvuloplasty, heart
- Compression**
 - periurethral, with suspension 71.6
 - trigeminal nerve 17.03
- Conchectomy** 33.59
- Conchotomy** 33.1
- Conduction study, nerve** 03.17
- Conduit**
 - ileal 68.41
 - right ventricle
 - to pulmonary artery 47.92
- Conduitogram, ileum** 02.43
- Condylectomy** (see also Arthrectomy) 92.69
 - mandible 88.6
- Condylotomy NEC** (see also Division, joint capsule) 92.29
 - mandible 88.71
- Conization**
 - cervix (biopsy) (knife) (sharp) 79.1
 - - by
 - - - cryosurgery 79.23
 - - - electroconization 79.22
- Conjunctivocystorhinostomy** 21.72
 - with insertion of tube or stent 21.73
- Conjunctivodacryocystorhinostomy** (CDCR) 21.72
 - with insertion of tube or stent 21.73
- Conjunctivodacryocystostomy** 21.72
 - with insertion of tube or stent 21.73
- Conjunctivoplasty NEC** 24.39
- Conjunctivorhinostomy** 21.72
 - with insertion of tube or stent 21.73
- Constriction**
 - globe, for scleral buckling (see also Buckling, scleral) 28.3
- Construction**
 - auditory meatus 30.5
 - auricle, ear (with graft) (with implant) 30.61
 - ear
 - - auricle (with graft) (with implant) 30.61

Construction - concluded

- ear - concluded
- - meatus (osseous) (patent) (skin-lined) 30.5
- eardrum 31.4
- esophagus, artificial NEC (see also Anastomosis, esophagus) 54.47
- ileal bladder (open) 68.41
- - - closed 69.6
- ileal conduit 68.41
- larynx
- - artificial 43.65
- - from trachea 43.65
- patent meatus (ear) 30.5
- penis (myocutaneous flap) (rib graft) (skin graft) 76.34
- pharyngeal valve, artificial 43.65
- urethra 70.35
- vagina
- - artificial 82.51
- - venous valves (peripheral) 51.59

Consultation 03.06

- comprehensive 03.08
- limited (single organ system) 03.07
- specified type NEC 03.09

Control

- atmospheric pressure and composition NEC 13.68
- - antigen free air conditioning 13.68
- - decompression chamber 13.67
- - mountain sanatorium 13.68
- blood pressure
- - conscious, by patient 08.48
- cardiovascular integration, voluntary 08.48
- epistaxis 33.09
- - by
- - - cauterization (and packing) 33.03
- - - coagulation (with packing) 33.03
- - - electrocoagulation (with packing) 33.03
- - - excision of nasal mucosa with grafting 33.07
- - - ligation of artery 33.09
- - - - ethmoidal 33.04
- - - - external carotid 33.06
- - - - maxillary (transantral) 33.05
- - - packing (anterior) (nasal) 33.01
- - - - posterior (and anterior) 33.02
- - - specified means NEC 33.09
- heart rate
- - learned 08.48
- hemorrhage 51.98
- - abdominal cavity 66.19
- - - postoperative 66.11
- - adenoids (postoperative) 40.7
- - anus (postoperative) 61.95

Control - concluded

- hemorrhage - concluded
- - bladder (postoperative) 69.93
- - chest 46.09
- - - postoperative (recurrent) 46.03
- - - gastric 55.0
- - - intrapleural 46.09
- - - postoperative (recurrent) 46.03
- - - laparotomy site 66.11
- - - nose (see also Control, epistaxis) 33.09
- - - pleura, pleural cavity 46.09
- - - postoperative (recurrent) 46.03
- - - postoperative NEC 51.98
- - - postvascular surgery 51.41
- - - prostate 72.84
- - - - endoscopic 72.84
- - - specified site NEC 51.98
- - - thorax NEC 46.09
- - - - postoperative (recurrent) 46.03
- - - thyroid (postoperative) 19.02
- - - tonsils (postoperative) 40.7

Conversion

- anastomosis - see Revision, anastomosis
- cardiac rhythm NEC 13.79
- myocardial electrodes
- - bipolar to unipolar (monopolar) 49.81
- - unipolar to bipolar 49.81
- obstetrical position - see Version
- to sinus rhythm 13.72

Cooling

- gastric 10.31
- stomach 10.31

Cordectomy

- vocal 42.22

Cordopexy

- vocal 43.59

Cordotomy

- spinal (bilateral) NEC 16.2
- - percutaneous 16.2
- - vocal 43.3

Coreclisis 26.24**Corectomy 26.53****Coreclisis 26.69****Coreoplasty 26.69****Corneoconjunctivoplasty 24.39****Correction - see also Repair**

- atresia
- - esophageal 54.75
- - - by magnetic forces 54.99
- - external meatus (ear) 30.5
- - nasopharynx 41.3
- - rectum 60.0
- atrial septal defect (see also Repair, atrial septal defect) 47.72
- - combined with repair of valvular and ventricular septal defects - see Repair, endocardial cushion defect

Correction - continued

- blepharoptosis (see also Repair, blepharoptosis) 22.49
- buccal deformity 39.49
- chordee 76.32
- cleft
 - - lip NEC (see also specific procedure) 98.69
 - - palate 39.52
- clubfoot NEC 95.75
- coarctation of aorta
 - - with
 - - - anastomosis 50.24
 - - - replacement 50.34
- esophageal atresia 54.75
- - by magnetic forces 54.99
- everted lacrimal punctum 21.61
- eyelid
 - - ptosis (see also Repair, blepharoptosis) 22.49
 - - retraction 22.66
- fetal defect
 - - in utero 87.56
- feasible, of musculoskeletal deformity NEC 07.29
- hallux valgus NOS 89.49
- hammer toe 93.18
- intestinal malrotation 58.81
 - - large 58.83
 - - small 58.82
- inverted uterus - see Repair, inverted uterus
- lymphedema (of limb) 52.9
 - - excision with graft 52.9
 - - obliteration of lymphatics 52.9
 - - transplantation of autogenous lymphatics 52.9
- nasopharyngeal atresia 41.3
- overlapping toes 93.18
- palate (cleft) 39.52
- prognathism NEC 88.75
- prominent ear 30.4
- punctum (everted) 21.61
- spinal pseudoarthrosis 93.08
- syndactyly 98.71
- tetralogy of Fallot
 - - one-stage 47.81
 - - partial - see specific procedure
 - - total 47.81
- total anomalous pulmonary venous connection
 - - one-stage 47.82
 - - partial - see specific procedure
 - - total 47.82
- truncus arteriosus
 - - one-stage 47.83

Correction - concluded

- truncus arteriosus - concluded
 - - partial - see specific procedure
 - - total 47.83
- ureteropelvic junction 67.77
- ventricular septal defect (see also Repair, ventricular septal defect) 47.73
 - - combined with repair of valvular and atrial septal defects - see Repair, endocardial cushion defect

Costectomy 89.80

- with lung excision - see Excision, lung
- associated with thoracic operation - omit code

Costochondrectomy 89.80

- associated with thoracic operation - omit code

Costosternoplasty (pectus excavatum repair) 46.64

Costotomy 89.30

Costotransversectomy 89.80

- associated with thoracic operation - omit code

Counseling

- ophthalmologic (with instruction) 09.36
- - adaptation to visual loss 09.36
- - use of low vision aids 09.36

Countershock

- heart 13.72
- - external 13.72

Coventry operation 89.26

Craniectomy 14.14

- linear (opening of cranial suture) 15.01
- reopening of site 14.13
- strip (opening of cranial suture) 15.01

Cranioclasis

- fetal 85.4

Cranioplasty 15.06

- with concomitant repair of encephalocele 15.12

Cranio-puncture 14.09

Craniotomy 14.13

- as operative approach - omit code
- exploratory 14.13
- fetal 85.4
- for decompression of fracture 15.02
- reopening of site 14.13

Craterization

- bone (see also Excision, lesion, bone) 89.59

Crawford operation 22.42

Creation - see also Formation

- conduit
 - - ileal (urinary) 68.41
 - - left ventricle and aorta 47.93

Creation - concluded

- conduit - concluded
- - right ventricle and pulmonary (distal) artery 47.92
- - - in repair of
- - - - pulmonary artery atresia 47.92
- - - - transposition of great vessels 47.92
- - - - truncus arteriosus 47.83
- esophagogastric sphincteric competence NEC 56.59
- interatrial fistula 47.43
- pericardial window 49.13
- pleural window, for drainage 46.09
- septal defect, heart 47.43
- shunt - see also Shunt
- - left-to-right (systemic to pulmonary circulation) 51.0
- subcutaneous tunnel for esophageal anastomosis 54.77
- - with anastomosis - see Anastomosis, esophagus, antesternal
- syndactyly (finger) (toe) 98.79
- window
- - pericardial 49.13
- - pleura, for drainage 46.09

Crédé maneuver 85.69

Crédé, placental expression 85.69

Cricoidectomy 42.29

Cricothyrotomy (for assistance in breathing) 43.1

Cricothyroidectomy 42.29

Cricothyroidotomy, emergency 43.1

Cricothyrostomy 43.1

Cricothyrotomy (for assistance in breathing) 43.1

Cricotomy (for assistance in breathing) 43.1

Cricotracheotomy (for assistance in breathing) 43.1

Crisis intervention 08.42

Croupette, crup tent 13.64

Crown, dental (ceramic) (gold) 35.41

Crurotomy

- stapes 31.0

Crushing

- bone - see category 90.9
- calculus
- - biliary (hepatic) passage 63.39
- - bladder (urinary) 69.0
- fallopian tube (see also Ligation, fallopian tube) 78.49
- ganglion - see Crushing, nerve
- hemorrhoids 61.35
- nasal septum 33.76
- nerve (cranial) (peripheral) NEC 17.04
- - acoustic 17.02
- - glossopharyngeal 41.92

Crushing - concluded

- nerve - concluded
- - phrenic 17.04
- - - for collapse of lung 45.21
- - superior laryngeal 43.91
- - sympathetic 18.0
- - to adrenal glands 20.32
- - trigeminal 17.03
- - vagus - see Vagotomy
- vas deferens 75.62

Cryoconization, cervix 79.23

Cryodestruction - see Destruction, lesion, by site

Cryoextraction, lens (see also Extraction, cataract, intracapsular) 27.49

Cryohypophysectomy (complete) (total) (see also Hypophysectomy) 20.57

Cryoleucotomy 14.22

Cryopexy, retinal - see Cryotherapy, retina

Cryoretinopexy (for)

- reattachment 28.42
- repair of tear or defect 28.49

Cryosurgery - see Cryotherapy

Cryothalamectomy 14.3

Cryothalamotomy 14.3

Cryotherapy - see also Destruction, lesion, by site

- bladder 69.39
- brain 14.49
- cataract 27.49
- cervix 79.23
- choroid - see Cryotherapy, retina
- ciliary body 26.37
- corneal lesion (ulcer) 25.33
- - to reshape cornea 25.69
- ear
- - external 30.19
- - inner 32.79
- esophagus 54.21
- eyelid 22.11
- hemorrhoids 61.34
- - - mis 26.42
- nasal turbinates 33.51
- palate (bony) 39.21
- pterygium 25.29
- rectum 60.22
- retina (for)
- - destruction of lesion 28.52
- - reattachment 28.42
- - repair of tear 28.49
- skin 98.12
- stomach 55.41
- subcutaneous tissue 98.12
- turbinates (nasal) 33.51
- warts 98.12
- - genital 83.2

Cryptectomy (anus) 61.2
Cryptorchidectomy (unilateral) 74.2
- bilateral 74.31
Cryptorchidopexy 74.4
Cryptotomy (anus) 61.2
Culdocentesis 82.0
Culdoscopy (exploration) (removal of foreign body or lesion) 82.81
Culdotomy 82.12
Culp-Deweerdt operation 67.79
Culp-Scardino operation 67.79
Culture (and sensitivity) - see **Examining, microscopic**
Curettage (with packing) (with secondary closure)
- see also **Dilation and curettage**
- adenoids 40.5
- anus 61.2
- bladder 69.39
- - transurethral 69.29
- bone (see also **Excision, lesion, bone**) 89.59
- brain 14.49
- bursa 95.29
- - band 94.29
- cartilage (see also **Excision, lesion, joint**) 92.59
- cerebral meninges 14.41
- chalazion 22.11
- conjunctiva (trachoma follicles) 24.22
- corneal epithelium 25.31
- - for smear or culture 25.81
- ear, external 30.19
- eyelid 22.11
- joint (see also **Excision, lesion, joint**) 92.59
- meninges (cerebral) 14.41
- - spinal 16.3
- muscle 95.22
- - band 94.22
- nerve (peripheral) 17.08
- - sympathetic 18.19
- periodontium 36.21
- sclera 26.47
- skin 98.12
- spinal cord (meninges) 16.3
- subgingival 36.21
- tendon 95.21
- - band 94.21
- - sheath 95.21
- - - band 94.21
- uterus (with dilation) 81.09
- - aspiration (diagnostic) NEC 81.69
- - - after abortion or delivery 81.61
- - - to terminate pregnancy 87.1
- - following delivery or abortion 81.01
- - to terminate pregnancy 87.21

Curette evacuation, lens 27.59
Curtis operation 93.79
Cutaneolipectomy 98.74
Cutdown, venous 50.96
Cutting
- ganglion, sympathetic 18.0
- nerve (cranial) (peripheral) NEC 17.04
- - acoustic 17.02
- - root, spinal 16.1
- - sympathetic 18.0
- - trigeminal 17.03
- pedicle (flap) graft 98.52
- pylorus (pyloromyotomy) (with wedge resection) 55.3
- spinal nerve root 16.1
- ureteral meatus 68.1
- ureterovesical orifice 68.1
- urethral sphincter 70.4
CVP (central venous pressure monitoring) 50.94
Cyclectomy (ciliary body) 26.45
Cyclotomy 26.35
Cycloanemization 26.39
Cycloatherapy 26.37
Cyclodialysis (initial) (subsequent) 26.35
Cyclodialtherapy (penetrating) (surface) 26.36
Cycloelectrolysis 26.36
Cyclophotocoagulation 26.42
Cyclotomy 26.35
Cystectomy - see also **Excision, lesion, by site**
- gallbladder - see **Cholecystectomy**
- urinary (partial) (subtotal) 69.4
- - complete (with urethrectomy) 69.59
- - radical 69.51
- - - with pelvic exenteration (female) 80.7
- - total (with urethrectomy) 69.59
Cystocolostomy 69.76
Cystogram, cystography NEC 02.42
- retrograde 69.83
- voiding 69.83
Cystolitholapaxy 69.0
Cystolithotomy 69.13
Cystometrography 03.22
Cystopexy NEC 69.79
Cystoplasty NEC 69.79
Cystoproctostomy 69.76
Cystoprostatectomy, radical 69.51
Cystopyelography 67.86
Cystorrhaphy 69.71
Cystoscopy (transurethral) 01.34
- fur
- - control of hemorrhage
- - bladder 69.93

Cystoscopy - concluded

- for - concluded
- - control of hemorrhage - concluded
- - - prostate 72.84
- - retrograde pyelography 67.86
- through existing stoma (artificial) (cystostomy) 01.33

Cystosigmoidostomy 69.76

Cystostomy (external) (suprapubic) (tube) 69.14

Cystotomy NEC 69.13

Cystourethrogram (retrograde) (voiding) 69.83

Cystourethropexy (by) 71.7

- levator muscle sling 71.3
- retropubic suspension 71.5
- suprapubic suspension 71.4

Cystourethroplasty 69.74

Cystourethroscopy 01.34

Cytology - see Examination, microscopic

D

Dacryoadenectomy 21.11

- partial 21.13
- total 21.14

Dacryoadenotomy 21.0

Dacryocystectomy (complete) (partial) 21.5

Dacryocystogram 21.83

Dacryocystorhinostomy (DCR) (by intubation) (external) (intranasal) 21.71

Dacryocystostomy 21.41

Dacryocystosyringotomy 21.41

Dacryocystotomy 21.41

Dahlman operation 54.22

Dana operation 16.1

Danforth operation (fetal) 85.4

Darrach operation 69.72

Davis operation 68.2

Deaf training 09.49

Debridement

- abdominal wall 66.2
- bone (see also Excision, lesion, bone) 89.59
- - fracture - see Debridement, open fracture
- brain 14.49
- cerebral meninges 14.41
- dental 10.64
- flap graft 98.56
- graft (flap) (pedicle) 98.56
- heart valve (calcified) - see Valvuloplasty, heart
- infection (skin) 98.11
- joint - see Excision, lesion, joint

Debridement - concluded

- meninges (cerebral) 14.41
- - spinal 16.3
- muscle 98.34
- - hand 94.34
- nerve (peripheral) 17.08
- open fracture (compound) 91.69
- - arm NEC 91.61
- - carpal, metacarpal 91.62
- - facial bone 88.3
- - femur 91.64
- - fibula 91.65
- - foot NEC 91.66
- - hand NEC 91.62
- - humerus 91.60
- - leg NEC 91.65
- - phalanges
- - - foot 91.67
- - - hand 91.63
- - radius 91.61
- - specified site NEC 91.68
- - tarsal, metatarsal 91.66
- - tibia 91.65
- - ulna 91.61
- patella 89.55
- pedicle graft 98.56
- skin or subcutaneous tissue (burn) (infection) (wound) 98.11
- - graft 98.56
- skull 14.14
- - compound fracture 15.02
- spinal cord (meninges) 16.3
- wound (skin) 98.11

Decapitation

- fetal 85.4

Decapsulation, kidney 67.91

Declotting - see also Removal, thrombus

- arteriovenous cannula or shunt 51.49

Decompression

- anterior spinal 16.09
- antero-lateral, spinal 16.09
- anus (imperforate) 60.0
- brain 14.13
- cardiac tamponade 49.0
- carpal tunnel 17.33
- cauda equina 16.09
- chamber 13.67
- common bile duct 63.32
- - by intubation 63.33
- cranial 14.13
- - for skull fracture 15.02
- endolymphatic sac 32.79
- ganglion (peripheral) NEC 17.39
- - cranial NEC 17.32
- gastric 10.07
- heart 49.0

Decompression - concluded

- intestine 10.08
- - by incision 57.01
- - - duodenum 57.02
- - - large 57.04
- - - small NEC 57.03
- intracranial 14.13
- labyrinth 32.79
- laminectomy 16.09
- laminotomy 16.09
- median nerve 17.39
- muscle 95.02
- - hand 94.02
- nerve (median) (peripheral) NEC 17.39
- - auditory 17.32
- - cranial NEC 17.32
- - trigeminal (root) 17.31
- orbit (see also Orbitotomy) 29.09
- pericardium 49.0
- rectum 60.0
- skull fracture 15.02
- spinal cord (canal) 16.09
- tarsal tunnel 17.34
- tendon (sheath) 95.01
- - hand 94.01
- thoracic outlet
- - by
 - - - myotomy (division of scalenus anticus muscle) 95.14
 - - - tenotomy 95.13
- trigeminal (nerve root) 17.31

Decortication

- arterial 51.7
- brain 14.41
- cerebral meninges 14.41
- heart 49.2
- kidney 67.91
- lung (partial) (total) 46.41
- nasal turbinates - see Turbinectomy
- nose 33.79
- ovary 77.19
- periarterial 51.7
- pericardium 49.2
- pulmonary 46.41
- ventricle, heart (complete) 49.2

Deepening

- alveolar ridge 36.4
- buccolabial sulcus 36.91
- lingual sulcus 36.91

Defatting

- pedicle graft 98.56
- skin flap 98.56

Defibrillation, electric (external) (internal) 13.72

de Grandmont operation 22.49

Delaying of pedicle graft 98.53

Delivery (with) 87.98

- assisted spontaneous 85.69
- breech extraction (assisted) 84.51
- - partial 84.52
- - - with forceps to aftercoming head 84.61
- - total 84.53
- - - with forceps to aftercoming head 84.62
- - unassisted (spontaneous delivery) 87.98
- cesarean section - see Cesarean section
- Crede maneuver 85.69
- De Lee maneuver 84.4
- destruction of fetus 85.4
- dilation of cervix 85.93
- forceps 84.9
- - failure 85.3
- - application to aftercoming head (Piper) 84.69
- - - with breech extraction
- - - - partial 84.61
- - - - total 84.62
- - Barton's 84.4
- - high 84.39
- - - with episiotomy 84.31
- - low (outlet) 84.0
- - - with episiotomy 84.1
- - mid 84.29
- - - with episiotomy 84.21
- - outlet (low) 84.0
- - - with episiotomy 84.1
- - Piper 84.69
- - - with breech extraction
- - - - partial 84.61
- - - - total 84.62
- - rotation of fetal head 84.4
- - - manual 85.61
- - trial 85.3
- incision
- - cervix 85.93
- instrumental NEC 84.9
- - specified NEC 84.8
- key-in-lock rotation 84.4
- Kielland rotation 84.4
- Malstrom's extraction 84.79
- - with episiotomy 84.71
- manually assisted (spontaneous) 85.69
- Scanzoni's maneuver 84.4
- spontaneous (unassisted) 87.98
- - assisted 85.69
- vacuum extraction (traction) 84.79
- - with episiotomy 84.71

Delorme operation - see Operation

Denervation

- adrenal 20.32
- anal 61.02
- aortic body 51.8
- arterial 51.7
- carotid body 51.8
- facet, percutaneous (radiofrequency) 16.96
- ovarian 77.94
- paracervical (uterus) 81.4
- periarterial 51.7
- uterosacral 81.4
- uterus 81.4

Denker operation 34.21

Dennis-Barco operation - see Repair, hernia, femoral

Denonvillier operation 33.76

Densitometry - omit code

Depilation, skin 98.95

Derlacki operation 31.4

Dermabrasion 98.93

Derotation - see Reduction, torsion

Densitization

- allergy 13.42
- psychologic 08.43

Desmotomy (see also Division, ligament) 92.29

Destruction

- brain (Centres) (tissue) 14.49
- breast tissue 97.29
- chondroretinopathy (see also Destruction, lesion, choroid) 28.59
- epithelial downgrowth, anterior chamber 26.93
- fallopian tube (bilateral) NEC 78.49
- - - with
 - - - - crushing (and ligation) 78.41
 - - - - - by endoscopy (laparoscopy) 78.31
 - - - - - division (and ligation) 78.42
 - - - - - by endoscopy (coldoscopy) (hysteroscopy) (laparoscopy) (peritoneoscopy) 78.32
 - - - - - ligation 78.49
 - - - - - with
 - - - - - - crushing 78.41
 - - - - - - by endoscopy (laparoscopy) 78.31
 - - - - - - division 78.42
 - - - - - - by endoscopy (coldoscopy) (hysteroscopy) (laparoscopy) (peritoneoscopy) 78.32
- - - endoscopic NOS 78.39
- - - unilateral) 78.92
- fetal 85.4
- globus pallidus 14.3

Destruction - continued

- hemorrhoids 61.39
- - - by
 - - - - cryotherapy 61.34
 - - - - sclerotherapy 61.32
- inner ear NEC 32.79
- - - by injection 32.72
- intervertebral disc 92.31
- lacrimal
 - - - sac 21.5
- lesion (local) (see also Excision, lesion, by site) 99.02
- - - anterior eye NOS 26.41
- - - Bartholin's gland 83.14
- - - - by
 - - - - - aspiration 83.11
 - - - - - excision 83.14
 - - - - - incision 83.12
 - - - - - marsupialization 83.13
- - - bladder 69.39
- - - - transurethral 69.29
- - - bowel - see Destruction, lesion, intestine
- - - brain (transtemporal approach) NEC 14.49
- - - breast NEC 97.11
- - - bronchus 44.0
- - - cerebral NEC 14.49
- - - - meninges 14.41
- - - cervix 79.29
- - - - by
 - - - - - cauterization 79.22
 - - - - - cryosurgery, cryocoagulation 79.23
 - - - - - electrocoagulation 79.22
- - - choroid 28.59
- - - - by
 - - - - - cryotherapy 28.52
 - - - - - diathermy 28.51
 - - - - - fulguration 28.51
 - - - - - implantation of radiation source 28.59
 - - - - - photocoagulation 28.55
 - - - - - laser 28.54
 - - - - - xenon arc 28.53
- - - - radiation therapy 28.59
- - - ciliary body (nonexcisional) 26.44
- - - - by excision 26.45
- - - conjunctiva 24.21
- - - - by excision 24.22
- - - cornea NEC 26.39
- - - - by
 - - - - - cryotherapy 25.33
 - - - - - electrocauterization 25.32
 - - - - - thermocauterization 25.32

Destruction - continued

- lesion - continued
- - cul-de-sac 82.22
- - duodenum NEC 57.11
- - - by excision 57.12
- - ear
- - - external 30.19
- - endoscopic NOS 99.01
- - esophagus (chemosurgery)
- - (cryosurgery) (electroresection)
- - (fulguration) NEC 54.21
- - - by excision 54.29
- - eye NEC 29.95
- - eyebrow 22.11
- - eyelid 22.11
- - - excisional - see Excision, lesion,
- - eyelid
- - intestine (large) 57.21
- - - by excision 57.29
- - - small 57.13
- - - - by excision 57.14
- - intranasal 33.22
- - iris (nonexcisional) NEC 26.42
- - - by excision 26.43
- - kidney 67.29
- - - by marsupialization 67.21
- - lacrimal sac 21.5
- - larynx 42.09
- - - by marsupialization 42.01
- - liver 62.19
- - lung 44.29
- - mediastinum 46.2
- - meninges (cerebral) 14.41
- - - spinal 16.3
- - nerve (peripheral) 17.08
- - - sympathetic 18.19
- - nose 33.21
- - - intranasal 33.22
- - - specified NEC 33.23
- - ovary
- - - by
- - - - aspiration 77.91
- - - - excision 77.19
- - - - cyst by rupture (manual) 77.93
- - - palate (bony) (local) 39.21
- - - - wide 39.22
- - pancreas 64.1
- - - by marsupialization 64.2
- - penis 76.1
- - pharynx (excisional) 41.2
- - rectum (local) 60.21
- - - by
- - - - cryosurgery 60.22
- - - - electrocoagulation 60.21
- - - - excision 60.24
- - - - fulguration 60.21
- - - - laser (argon) 60.23

Destruction - concluded

- lesion - concluded
- - retina 28.59
- - - by
- - - - cryotherapy 28.52
- - - - diathermy 28.51
- - - - fulguration 28.51
- - - - implantation of radiation
- - - - source 28.59
- - - - photoagulation 28.55
- - - - - laser 28.54
- - - - - xenon arc 28.53
- - - - radiation therapy 28.59
- - salivary gland NEC 38.19
- - - by marsupialization 38.11
- - sclera 26.46
- - scrotum 73.2
- - skin NEC 98.12
- - spinal cord (meninges) 16.3
- - spleen 53.32
- - - by marsupialization 53.31
- - stomach NEC 55.41
- - - by excision 55.43
- - subcutaneous tissue NEC 98.12
- - testis 74.1
- - tongue 37.09
- - trachea 43.4
- - urethra (excisional) 70.2
- - uterus 80.19
- - nerve (by radiofrequency) (cranial)
- - (peripheral) 17.1
- - - sympathetic, by injection of neurolytic
- - agent 18.22
- - semicircular canals, by injection 32.72
- - thalamic 14.3
- - vestibule, by injection 32.72
- Detachment, uterosacral ligaments 81.4**
- Determination**
- intrauterine pressure 87.55
- mental status (clinical) (medicolegal)
- (psychiatric) NEC 08.11
- - psychologic NEC 08.09
- vital capacity (pulmonary) 03.37
- Detorsion**
- intestine (twisted) (volvulus) 58.81
- - large 58.83
- - small 58.82
- kidney (pedicle) 67.74
- omentum 66.66
- ovary 77.95
- spermatic cord 75.42
- - with orchiopexy 74.4
- testis 75.42
- - with orchiopexy 74.4
- vulvulus 58.81
- Detoxification therapy 08.35**
- Devascularization, stomach 56.99**

Dewebbing

- esophagus 54.01
- syndactyly (fingers) (toes) 98.71

Dextrorotation - see Reduction, torsion

Dialysis

- kidney (extracorporeal) 51.95
- peritoneal 66.98
- renal (extracorporeal) 51.95

Diaphanoscopy

- nasal sinuses 03.35
- skull (newborn) 03.18

Diaphysectomy - see category *89.7

Diathermy 07.34

- choroid - see Diathermy, retina
- nasal turbinates 33.51
- retina
- - for
- - - destruction of lesion 28.51
- - - reattachment 28.41
- - - repair of tear 28.49
- surgical - see Destruction, lesion, by site
- turbinates (nasal) 33.51

Dickson operation 95.86

Dickson-Diveley operation 93.39

Dieffenbach operation 96.16

Dilatation - see Dilation

Dilation

- achalasia 54.92
- ampulla of Vater 63.81
- anus, anal (sphincter) 10.23
- artificial stoma
- - bowel 10.24
- bladder 10.25
- - neck 69.92
- bronchus 45.91
- cervix (canal) 79.0
- - induction of labour 85.1
- - obstetrical 85.93
- - to assist delivery 85.93
- choanae (nasopharynx) 41.91
- colostomy stoma 10.24
- duct
- - pancreatic 64.92
- - Wirsung 64.92
- endoscopic - see Dilation, by site
- enterostomy stoma 10.24
- esophagus (by bougie) (by sound) 54.92
- fallopian tube 78.96
- foreskin (newborn) 13.95
- frontonasal duct 10.21
- heart valve - see Valvulotomy, heart
- ileostomy stoma 10.24
- intestinal stoma (artificial) 10.24
- lacrimal
- - duct 21.32
- - punctum 21.31

Dilation - concluded

- larynx 43.95
 - lymphatic structure(s) (peripheral) 52.9
 - nares 33.99
 - nasolacrimal duct (retrograde) 21.33
 - - with insertion of tube or stent 21.34
 - nasopharynx 41.91
 - pancreatic duct 64.92
 - - endoscopic retrograde 64.91
 - pharynx 41.91
 - punctum, lacrimal papilla 21.31
 - rectum 10.22
 - salivary duct 38.91
 - sphenoid ostia 34.43
 - sphincter
 - - anal 10.23
 - - cardiac 54.92
 - - of Oddi 63.81
 - - pancreatic 63.81
 - Stenson's duct 38.91
 - trachea 43.96
 - ureter (by catheterization) 71.8
 - ureteral meatus 68.91
 - - by catheter 71.8
 - ureterovesical orifice 68.91
 - - by catheter 71.8
 - urethra 70.5
 - urethrovesical junction 70.5
 - vagina (instrumental) (manual)
 - NEC 10.14
 - vesical neck 69.92
 - Wharton's duct 38.91
 - Wirsung's duct 64.92
- Dilation and curettage, uterus** (diagnostic) 81.09
- after
 - - abortion 81.01
 - - delivery 81.01
 - - to terminate pregnancy 87.21
- Diminution**
- ciliary body 26.39
- Diphtheria**
- immunization 13.16
 - - with pertussis and tetanus 13.19
- Disarticulation** 96.91
- ankle 96.13
 - elbow 96.06
 - finger, except thumb 96.01
 - - thumb 96.02
 - foot 96.12
 - hip 96.16
 - knee 96.15
 - shoulder 96.07
 - thumb 96.02
 - toe 96.11

Disarticulation - concluded

- wrist 96.04

Discission

- capsular membrane 27.3
- cataract (Wheeler knife) (Ziegler knife) 27.3
 - congenital 27.3
 - primary membranous 27.3
 - secondary membrane 27.3
- iris 26.52
- lens (capsule) (Wheeler knife) (Ziegler knife) (with capsulotomy) 27.3
- orbitomaxillary, radical (see also Exenteration, orbit) 29.49
- pupillary 27.3
- secondary membrane (after cataract) 27.3
- vitreous strands (posterior approach) 28.74
 - anterior approach 28.74

Discogram, diskogram 16.83

Dispensing (with fitting)

- contact lens 09.32
- low vision aids NEC 09.33
- spectacles 09.31

Dissection - see also Excision

- aneurysm 50.59
- artery-vein-nerve bundle 51.91
- branchial cleft fistula or sinus 41.42
- bronchus 44.19
 - en bloc 44.11
- femoral hernia 65.04
- groin, radical 52.45
- larynx (en bloc) 42.3
- mediastinum
 - with pneumnectomy 44.5
- neck
 - radical 52.31
 - with laryngectomy 42.4
 - bilateral 52.33
 - unilateral 52.32
 - orbital fibrous bands 29.94
 - pterygium (with reposition) 25.29
 - radical neck - see Dissection, neck, radical
 - retroperitoneal NEC 71.01
 - thoracic structures (block) (en bloc) (brachial plexus, bronchus, lobe of lung, ribs, and sympathetic nerves) (radical) 44.11
 - vascular bundle 51.91

Distention (intermittent) (therapeutic)

- urinary bladder 10.25

Diversion, urinary

- cutaneous 68.51
- ileal conduit 68.41
- internal NEC 68.62
- to intestine NEC 68.62

Diversion, urinary - concluded

- ureter to
 - intestine 68.62
 - skin 68.51
 - uretero-ileostomy 68.41

Divisional therapy 07.81

Diverticulectomy

- bladder (suprapubic) 69.39
 - cystoscopic 69.29
 - transurethral 69.29
- duodenum 57.12
- esophageal 54.22
- hypopharyngeal (by cricopharyngeal myotomy) 41.2
- intestine
 - large 57.29
 - small 57.14
- kidney 67.29
- Meckel's 57.14
- pharyngeal (by cricopharyngeal myotomy) 41.2
- pharyngoesophageal (by cricopharyngeal myotomy) 41.2
- stomach 55.43
- urethra 70.2

Division

- Achilles tendon 95.11
- adductor tendon (hip) 95.12
- adhesions - see Freeing adhesions
- angle of mandible 88.71
- anterior synecchia 26.62
- aponeurosis 95.15
- arcuate ligament (spine) - omit code
- arteriovenous fistula (with ligation) 51.53
- artery (with ligation) 50.79
 - abdominal 50.76
 - aorta (arch) (ascending) (descending) 50.74
 - head and neck NEC 50.72
 - intracranial NEC 50.71
 - lower limb 50.78
 - thoracic NEC 50.75
 - upper limb 50.73
- bands
 - peritopeal 66.4
 - vitreous 28.74
- bladder neck 69.91
 - transurethral 69.91
- blepharorrhaphy 22.09
- blood vessels, cornea 25.91
- bone (see also Osteotomy) 89.39
- brain tissue 14.22
 - cortical adhesions 15.91
- canaliculus, lacrimal 21.49
- canthorrhaphy 22.09

Division - continued

- cartilage 92.29
- - ankle 92.26
- - elbow 92.21
- - foot and toe 92.27
- - hand and finger 92.23
- - hip 92.24
- - knee 92.25
- - shoulder 92.20
- - specified site NEC 92.28
- - spine 92.28
- - wrist 92.22
- cerebral tracts 14.22
- chordae tendineae 47.32
- common wall between posterior left atrium and coronary sinus (with roofing of resultant defect with patch graft) 47.82
- congenital web
 - - larynx 43.95
 - - pharynx 41.44
- endometrial synechiae 80.11
- fallopian tube - see ligation, fallopian tube
- fascia 95.15
 - - band 94.13
- fistula
 - - esophagus, with end-to-end anastomosis 54.74
- frenulum, frenum
 - - labial 39.91
 - - lingual 37.91
 - - tongue 37.91
- ganglion, sympathetic 18.0
- glossopharyngeal nerve 41.92
- goniosynechiae 26.61
- hypophyseal stalk (see also Hypophysectomy, partial) 20.53
- iliotibial band 95.15
- isthmus
 - - horseshoe kidney 67.75
 - - thyroid 19.91
- joint capsule 92.29
 - - ankle 92.26
 - - elbow 92.21
 - - foot and toe 92.27
 - - hand and finger 92.23
 - - hip 92.24
 - - knee 92.25
 - - shoulder 92.20
 - - specified site NEC 92.28
 - - wrist 92.22
- labial frenum 39.91
- lacrimal ductules 21.0
- laryngeal nerve (external) (recurrent) (superior) 43.91
- laryngeal web 43.95

Division - continued

- ligament 92.29
 - - ankle 92.26
 - - arcuate (spine) - omit code
 - - carpal 22.49
 - - elbow 92.21
 - - foot and toe 92.27
 - - hand and finger 92.23
 - - hip 92.24
 - - knee 92.25
 - - palpebrae 22.49
 - - shoulder 92.20
 - - specified site NEC 92.28
 - - spine 92.28
 - - - arcuate - omit code
 - - - flavum - omit code
 - - uterosacral 81.4
 - - wrist 92.22
 - ligamentum flavum (spine) - omit code
 - mandible 88.71
 - maxilla 88.72
 - meninges (cerebral) 14.21
 - muscle 95.14
 - - band 94.12
 - nasolacrimal duct stricture (with drainage) 21.49
 - nerve (cranial) (peripheral) NEC 17.04
 - - acoustic 17.02
 - - adrenal gland 20.32
 - - glossopharyngeal 41.92
 - - intraspinal 16.1
 - - lacrimal branch 18.0
 - - laryngeal (external) (recurrent) (superior) 43.91
 - - opticociliary 26.39
 - - phrenic 45.21
 - - spinal root 16.1
 - - sympathetic 18.0
 - - to adrenals 20.32
 - - tracts
 - - - cerebral 14.22
 - - - spinal cord 16.2
 - - - percutaneous 16.2
 - - trigeminal 17.03
 - - vagus (see also Vagotomy) 56.01
- otosclerotic process, middle ear 31.0
- papillary muscle (heart) 47.31
- patent ductus arteriosus 50.75
- penile adhesion 76.93
- posterior synechiae 26.63
- pylorus (with wedge resection) 55.3
- rectum (stricture) 60.91
- scalenus anticus muscle 95.14
- Skene's gland 83.2
- soft tissue NEC 95.19
 - - band 94.19

Division - concluded

- sphincter
- - anal (external) (internal) 61.4
- - - left lateral 61.4
- - - posterior 61.4
- - cardiac 54.6
- - of Oddi 63.82
- - pancreatic 63.82
- spinal
- - cord tracts 16.2
- - - percutaneous 16.2
- - nerve root 16.1
- symblepharon (with insertion of conformer) 24.4
- synechiae
- - endometrial 80.11
- - iris (posterior) 26.63
- - - anterior 26.62
- tarsorrhaphy 22.09
- tendon 95.13
- - Achilles 95.11
- - adductor (hip) 95.12
- - hand 94.11
- trabeculae carneae (heart) 47.35
- tympanum 32.32
- urethral stricture 70.4
- uterosacral ligament 81.4
- vaginal septum 82.14
- vas deferens 75.62
- vein (with ligation) 50.79
- - abdominal 50.77
- - head and neck NEC 50.72
- - intracranial NEC 50.71
- - lower limb 50.78
- - - varicose 50.48
- - thoracic NEC 50.75
- - upper limb 50.73
- - varicose 50.49
- - - abdominal 50.47
- - - head and neck NEC 50.42
- - - intracranial NEC 50.41
- - - lower limb 50.48
- - - thoracic NEC 50.45
- - - upper limb 50.43
- vessel - see category * 50.7
- - cornea 25.91
- vitreous, cicatricial bands (posterior approach) 28.74
- - anterior approach 28.74

Doleris operation 81.32

D'Ombraia operation 25.29

Domestic tasks therapy 07.83

Dopplergram, Doppler flow mapping - see

- also Ultrasonography
- aortic arch 02.83
- head and neck 02.81

Dopplergram - concluded

- heart 02.82
- thorax NEC 02.83
- Dorrance operation 39.52**
- Dotter operation - see Operation**
- Douche, vagina 10.51**
- Douglas operation 37.49**
- Doyle operation 81.4**
- Drainage**
- by
- - anastomosis - see also Anastomosis, by site
- - aspiration - see also Aspiration, by site
- - incision - see Incision
- abdomen 66.19
- abdominal wall 66.0
- abscess - see also Drainage, by site and Incision, by site
- - appendix 59.1
- - - with appendectomy 59.0
- - epigastric region 66.19
- - nasopharyngeal 41.0
- - parapharyngeal (oral) (transcervical) 40.0
- - peritoneum, pelvic 82.12
- - peritonsillar (oral) (transcervical) 40.0
- - prostate 72.0
- - rectum, submucous 60.0
- - retroperitoneal 66.0
- - retropharyngeal (oral) (transcervical) 40.0
- - salivary gland 38.0
- - sclera 26.97
- - scrotum 73.0
- - Skene's gland 83.09
- - skin 98.03
- - subcutaneous 98.03
- - subdiaphragmatic 66.19
- - - extraperitoneal 66.0
- - subhepatic 66.19
- - subphrenic 66.19
- - - extraperitoneal 66.0
- - thyroid (field) gland (needle) (percutaneous) 19.01
- - - by incision 19.09
- - - postoperative 19.02
- - tonsil, tonsillar (oral) (transcervical) 40.0
- - urethra 70.0
- - vulva 83.09
- alveolus 36.0
- antecubital fossa 98.03
- appendix 59.1
- - with appendectomy 59.0
- axilla 98.03
- auditory canal, external 30.02

Drainage - continued

- bile (hepatic) ducts 63.49
- bladder (without incision) 69.0
- - - by indwelling catheter 69.94
- - - - suprapubic 69.13
- - - with incision 69.13
- - - - by cystostomy 69.14
- bone (marrow) NEC 89.19
- - jaw 88.29
- breast 97.0
- bronchus, by incision 45.0
- buccal space 39.0
- bulbourethral gland 70.91
- bursa 95.03
- - by aspiration 95.95
- - - hand 94.95
- - hand 94.03
- - - by aspiration 94.95
- - pharyngeal 41.0
- - radial 94.03
- - ulnar 94.03
- carbuncle 98.03
- cellulitis 98.03
- - teeth, supporting structures of 36.0
- cerebral cyst
- - to ventricle 15.2
- cerebrum, cerebral (incision) (trephination) (ventricle) 14.29
- - by
 - - - anastomosis - see Shunt, ventricular
 - - - aspiration 14.09
 - - - - through previously implanted catheter 14.09
- - meninges 14.21
- chalazion 22.09
- chest (closed) 46.04
- - open (by incision) 46.09
- cisternal 14.01
- - ventricle in cisterna magna 15.2
- common duct 63.41
- conjunctiva 24.1
- cranial sinus (incision) (trephination) 14.11
- - by aspiration 14.09
- craniobuccal pouch by incision 20.62
- craniopharyngioma 20.62
- cul-de-sac 82.12
- - by aspiration 82.0
- cyst - see also Drainage, by site and Incision, by site
- - dentigerous 36.0
- - hydatid
- - - liver 62.0
- - intramedullary 16.09

Drainage - continued

- cyst - continued
- - pancreas (external) 64.09
- - - by
 - - - - catheter 64.01
 - - - - marsupialization 64.2
 - - - internal 64.3
- - pilonidal 98.02
- - sacrococcygeal 98.02
- - splenic, splenic (by marsupialization) 53.31
- - urachal 66.0
- dental condition 36.0
- duodenum (tube) 58.39
- - by incision 57.02
- ear
 - - air cells 32.22
 - - external 30.09
 - - inner 32.79
 - - middle (by myringotomy) 32.09
 - - - with intubation 32.01
 - - epididymis 75.92
- epidural space, cerebral (incision) (trephination) 14.13
- - by aspiration 14.09
- esophagus (endoscopic) 54.09
- ethmoid 34.42
- extradural space, cerebral (incision) (trephination) 14.13
- - by aspiration 14.09
- extraperitoneal (pelvic) 66.0
- extrapleural 46.01
- eyelid 22.09
- facial region 39.0
- fallopian tube 78.0
- fascia 95.09
- - hand 94.09
- fascial compartments, head and neck 39.0
- fetal hydrocephalic head (needling) (trocar) 85.4
- fistula
 - - anus 61.11
- flank 66.0
- floor of mouth 39.0
- fluid
 - - subretinal - see category 28.4
- gallbladder 63.09
- - by
 - - - anastomosis 63.25
 - - - aspiration 63.01
 - - - incision 63.09
- groin region (abdominal wall) (inguinal) 66.0
- - skin 98.03
- - subcutaneous tissue 98.03

Drainage - continued

- hematoma - see Drainage, by site and
- incision, by site
- - bordeolum 22.09
- - hydrocephalic head (needle) (trocar) 85.4
- - hygroma - see Drainage, by site and
- - incision, by site
- - hypochondrium 66.19
- - iliac fossa 66.19
- - infratemporal fossa 39.0
- - intestinal, intestine (by incision)
 - - - large 57.04
 - - - small NEC 57.03
- - intracerebral (with valve) 15.2
- - - intracranial 14.29
- - - intraspinal 16.09
- - intracranial space (epidural) (extradural) (incision) (trephination) 14.29
 - - - by aspiration 14.09
 - - - subarachnoid or subdural (incision) (trephination) 14.21
 - - - - by aspiration 14.09
- - intraperitoneal 66.19
- - joint - see Arthrotomy
- - kidney (by incision) 67.01
 - - - by
 - - - - anastomosis 67.76
 - - - - catheter 71.8
 - - - pelvis (by incision) 67.11
- - lacrimal
 - - - gland 21.0
 - - - sac 21.41
- - laryngeal 43.3
- - lip, excluding skin 39.0
 - - - skin 98.03
- - liver 62.0
 - - - by aspiration 62.91
- - Ludwig's angina 39.0
- - lung (by incision) 46.1
 - - - by punch (needle) (trocar) 45.94
- - lymph node (lymphadenitis) 62.0
- - masticator
 - - - space 39.0
- - mastoid antrum 32.21
- - maxillary antrum
 - - - operative 34.29
 - - - puncture 34.0
- - mediastinum 46.1
- - Meibomian gland (cyst) 22.09
- - meningeal 14.21
- - midpalmar space 94.04
- - Moll's gland 22.09
- - mouth floor 39.0
- - mucocele
 - - - nasal sinus
 - - - - incision 34.41
 - - - - puncture 34.0

Drainage - continued

- - mucocele - concluded
 - - - nasal sinus - concluded
 - - - - through natural ostium 34.0
- - muscle 95.02
 - - - hand 94.02
- - nasal (septum) 33.1
 - - - sinus (puncture) 34.0
- - omentum 66.19
- - orbit 29.09
- - ovary 77.0
 - - - by aspiration 77.91
- - palate 39.1
- - palmar space (middle) 94.04
- - palmar whitlow 94.09
- - pancreas (external) 64.09
 - - - by anastomosis 64.7
 - - - - cyst
 - - - - - with marsupialization 64.2
- - parapharyngeal abscess 40.0
- - paronychia 98.03
- - parotid space 39.0
- - pelvic peritoneum (female) 82.12
 - - - male 66.19
- - pelvicrectal 60.71
- - penis 76.92
- - pericapical 36.0
- - pericardium 49.0
- - perigastric 66.19
- - perineum
 - - - female 83.09
 - - - male 98.63
- - periprosthetic tissue 72.71
- - perirectal tissue 60.71
- - peritenaal tissue 71.09
- - perisplenic tissue 66.19
- - peritoneum 66.19
 - - - pelvic (female) 82.12
- - peritonsillar 40.0
- - periurethral 70.91
- - perivesical 71.19
- - petrous pyramid 32.22
- - pharyngeal space, lateral 39.0
- - pharynx 41.0
 - - - lateral 41.0
 - - - oral 40.0
- - pilonidal cyst or sinus 98.03
- - pituitary gland 22.62
- - pleura (closed) 46.04
 - - - open (by incision) 46.09
- - popliteal space 98.03
- - postural 13.69
- - postzygomatic space 39.0
- - pouch of Douglas 82.12
- - prostate 72.0
- - pseudocyst, pancreas 64.2
 - - - by anastomosis 64.3

Drainage - continued

- pterygopalatine fossa 39.0
- pulp canal, teeth 36.0
- radicular
- - dental 36.0
- Rathke's pouch by incision 22.62
- renal pelvis 67.11
- retina NEC 28.49
- retroperitoneal 66.0
- retropharyngeal 40.0
- salivary gland 38.0
- scrotum 73.0
- sinus
- - cranial 14.11
- - ethmoidal 34.42
- - frontal 34.31
- - nasal 34.41
- - - by puncture 34.0
- - sphenoidal 34.43
- skin 98.03
- skull (bone) 14.13
- spinal canal (cord) 16.09
- - by anastomosis - see Shunt, spinal
- - diagnostic 16.81
- - theca, by shunt (puncture) 16.69
- spleen 53.2
- - cyst (by marsupialization) 53.31
- sty 22.09
- subarachnoid space, cerebral (incision) (trephination) 14.21
- - by aspiration 14.09
- subcutaneous tissue 98.03
- subdiaphragmatic 66.19
- subdural space, cerebral (incision) (trephination) 14.21
- - by aspiration 14.09
- subhepatic space 66.19
- sublingual space 39.0
- submandibular 39.0
- submental space 39.0
- subphrenic space 66.19
- supraclavicular fossa 98.03
- suprasternal 46.1
- syringomyelia, spinal cord 16.09
- temporal pouches 39.0
- tendon (sheath) 95.01
- - hand 94.01
- testis 74.0
- thenar space 94.04
- thorax (closed) 46.04
- - open (by incision) 46.09
- thyroglossal tract (by incision) 19.09
- - by aspiration 19.01
- thyroid (by incision) (field) (gland) 19.09
- - by aspiration 19.01
- - postoperative 19.02

Drainage - concluded

- tongue 37.03
 - tonsil 40.0
 - tonsillar abscess 40.0
 - tunica vaginalis 73.0
 - ureter (by catheter) 71.8
 - - by
 - - - anastomosis NEC (see also Anastomosis, ureter) 68.79
 - - - incision 68.2
 - urethra 70.0
 - vagina (cuff) 82.14
 - vas deferens 75.5
 - ventricle (cerebral) (incision) NEC 15.39
 - - by
 - - - anastomosis - see Shunt, ventricular
 - - - aspiration 14.09
 - - - through previously implanted catheter 14.09
 - ventriculoaortic 15.2
 - vertebral column 16.09
 - vulva 83.0
 - whitlow 98.03
 - - palmar 94.09
 - Zeis' gland 22.09
- Drawing test 08.09**
- Dressing (attention to)**
- burn 07.57
 - ulcer 07.56
 - wound 07.57
- Drilling**
- bone (see also Incision, bone) 89.19
- Ductogram, mammary 97.83**
- Ductoplasty**
- lacrimal 21.69
 - lymphatic 52.9
- Duhamel operation 60.54**
- Dührssen's**
- incisions (cervix, to assist delivery) 85.93
 - operation 81.32
- Dunn operation (triple arthrodesis) 93.12**
- Duodenectomy 57.42**
- with gastrectomy - see Gastrectomy
 - with pancreatectomy - see Pancreatectomy
- Duodenocholecystostomy 63.22**
- Duodenocholedochostomy 63.26**
- Duodenocholedochotomy 63.41**
- Duodenooduodenostomy 57.7**
- proximal to distal segment 57.42
- Duodenoesophagostomy - see Esophago-duodenostomy**
- Duodeno-gastrostomy (without gastrectomy) 56.2**
- with partial gastrectomy 56.6
- Duodenoileostomy 57.7**
- Duodenojejunostomy 57.7**

- Duodenorrhaphy** 58.71
- Duodenoscopy** 01.16
 - transabdominal (operative) 57.96
 - via stoma 01.15
- Duodenostomy** 58.39
 - closure 58.52
- Duodenotomy** 57.02
- Dupuytren operation** - see Operation
- Duraplasty** 15.12
- Durham (Caldwell) operation** 95.65
- Dutoit and Roux operation** 93.82
- Duvries operation** 95.77
- Dwyer operation** - see Operation

E

- Eagleton operation** 32.22
- ECG** - see Electrocardiogram
- Echocardiography** 02.82
- Echoencephalography** 02.81
- Echography** - see Ultrasonography
- Echogynography** 02.89
- Echoplacentogram** 02.88
- Eden-Hyblniet operation** 90.00
- Education**
 - bed-bound children 07.82
- Educational therapy** (bed-bound children) (handicapped) 07.82
- EEG** (electroencephalogram) 03.16
- Effer operation** (heart) 48.2
- Effeurage** 07.39
- Eggers operation** - see Operation
- EKG** - see Electrocardiogram
- Elastic hosiery** 07.59
- Electrocardiogram** (with 12 or more leads) 03.52
 - with vectorcardiogram 03.53
 - fetal (scalp, intrauterine) 87.52
 - rhythm (with 1 to 3 leads) 03.51
- Electrocardiography** - see also Electrocardiogram
 - vector 03.53
- Electrocautery** - see also Cauterization
 - cervix 79.22
 - corneal lesion (ulcer) 25.32
 - esophagus 54.21
- Electrocoagulation** - see also Destruction, lesion, by site
 - amygdalohippocampus 14.29
 - aneurysm (cerebral) (peripheral vessels) 51.52
 - cervix 79.22
 - cystoscopic 69.29

- Electrocoagulation** - concluded
 - ear
 - - external 30.19
 - - inner 32.79
 - - middle 32.41
 - fallopian tube (lesion) 78.51
 - - for tubal ligation - see Ligation, fallopian tube
 - nose 33.21
 - - epistaxis (with packing) 33.03
 - - lesion 33.23
 - ovary 77.19
 - prostatic bed 72.84
 - rectum (polyp) 60.21
 - retina (for)
 - - destruction of lesion 28.51
 - - reattachment 28.41
 - - repair of tear 28.49
 - round ligament 81.29
 - semicircular canals 32.79
 - skin 98.12
 - spinal cord 16.2
 - - turbinates (nasal) 33.51
 - urethrovaginal junction, transurethral 69.29
 - uterine ligament 81.29
 - uterosacral ligament 81.29
 - uterus 80.19
 - vagina 82.23
 - vulva 83.2
- Electrocochleography** 32.81
- Electroconization**
 - cervix 79.22
- Electroconvulsive therapy** (ECT) 08.38
- Electrodesiccation**
 - turbinates (nasal) 33.51
- Electroencephalogram** (EEG) 03.16
- Electroencephalography** 03.16
- Electrofulguration**
 - varicose veins - see Phlebectomy, varicose
- Electrogastrogram** 56.89
- Electrokeratotomy** 25.1
- Electrolysis**
 - urinary body 26.36
 - eyelash 22.71
 - hair follicle 98.95
 - retina (for)
 - - destruction of lesion 28.51
 - - reattachment 28.41
 - - repair of tear 28.49
 - skin 98.95
 - subcutaneous tissue 98.95
- Electromyogram** (EMG) (muscle) 07.08
 - eye 09.25
 - urethral sphincter 03.23

Electronarcosis 08.39

Electronic gaiter 07.59

Electronystagmogram (ENG) 09.24

Electro-oculogram (EOG) 09.22

Electroplexy 08.38

Electroresection - see also Destruction,
lesion, by site

- bladder neck (transurethral) 69.29

- esophagus 54.29

- prostate (transurethral) 72.1

- stomach 55.43

Electroretinogram (ERG) 09.21

Electroshock therapy (EST) 08.38

- subconvulsive 08.37

Elevation

- bone fragments (fractured)

- - cranial 15.02

- - orbit 08.16

- - sinus

- - - frontal 34.69

- - - maxillary 34.69

- - skull (with debridement) 15.02

- - spinal 16.43

- choroid 28.49

- cranial fracture 15.02

- depressed fragments

- - skull 15.02

- - pedicle graft 98.52

- - skull fragments 15.02

Elimination

- septal defect NOS 47.71

Elliot operation 26.21

Ellis-Jones operation 95.77

Elison operation 93.44

Emslie-Cholmeley operation 89.27

Eloesser operation 45.24

Elongation - see Lengthening

Emasulation 74.31

Embolectomy 50.09

- with endarterectomy see Endarterectomy

- abdominal

- - artery 50.06

- - vein 50.07

- aorta (arch) (ascending) (descending) 50.04

- head and neck NEC 50.02

- intracranial NEC 50.01

- lower limb (artery) (vein) 50.08

- thoracic NEC 50.05

- unspecified site 50.09

- upper limb (artery) (vein) 50.03

Embolization

- arteriovenous fistula 50.79

- artery (selective) 50.79

- - abdominal 50.76

- - aorta (arch) (ascending)
(descending) 50.74

- concluded

- - artery - concluded

- - - head and neck NEC 50.72

- - - intracranial NEC 50.71

- - - lower limb 50.78

- - - thoracic NEC 50.75

- - - upper limb 50.73

Embryotomy NOS 88.49

Embryotomy 85.4

EMG - see Electromyogram

Emmet operation 79.51

Encephalocentesis (see also Puncture) 14.09

- fetal head, transabdominal 85.4

Encephalography (cisternal puncture)

(fractional) (lumbar)

(pneumoencephalogram) 14.84

Encephalopuncture 14.09

Encircling procedure - see also Cerclage

- sclera, for buckling 28.3

- - with implant 28.2

Endarterectomy (gas) (with patch

graft) 50.19

- abdominal 50.16

- aorta (arch) (ascending) (descending) 50.14

- coronary artery 48.0

- head and neck NEC 50.12

- intracranial NEC 50.11

- lower limb 50.18

- thoracic NEC 50.15

- unspecified site 50.19

- upper limb 50.13

Endoaneurysmorrhaphy (see also

Aneurysmorrhaphy) 51.52

Endolymphatic (-subarachnoid) shunt 32.71

Endometrectomy (internal) (uterine) 80.19

- bladder 69.39

- cul-de-sac 82.22

Endoscopy 01.39

- with biopsy - see Biopsy, by site

- with removal of foreign body - see

Removal, foreign body

- anus 01.25

- biliary tract (operative) 63.95

- bladder 01.34

- - via stoma 01.33

- bronchus NEC 01.09

- - with biopsy 45.81

- - fiberoptic 01.08

- - via stoma (artificial) 01.06

- colon 01.22

- - transabdominal (operative) 57.97

- - via stoma 01.21

- cul-de-sac 82.81

- duodenum 01.16

- - via stoma 01.15

Endoscopy - concluded

- ear 01.32
- esophagus 01.12
 - - operative 54.82
 - - via stoma 01.11
- fiberoptic (see also Endoscopy, by site) 01.39
- ileum 01.16
 - - transabdominal (operative) 57.96
 - - via stoma 01.15
- intestine NEC 01.22
 - - large 01.22
 - - - transabdominal (intraoperative) 57.97
 - - - via stoma 01.21
 - - small 01.16
 - - - transabdominal (operative) 57.96
 - - - via stoma (duodenostomy) (ileostomy) (jejunostomy) 01.15
- jejunum 01.16
 - - transabdominal (operative) 57.96
 - - via stoma 01.15
- kidney 67.83
 - - pelvis 67.84
- larynx 01.04
 - - direct 01.03
 - - indirect 01.02
 - - via stoma (artificial) 01.04
- mediastinum (transpleural) 46.82
- nose 01.01
- pelvis of kidney 67.84
- peritoneum 66.83
 - - culdoscopy 82.81
- pharynx 01.05
- photography (see also Endoscopy, by site) 01.39
- rectum 01.24
 - - transabdominal (operative) 60.84
 - - via stoma 01.23
- stomach 01.14
 - - transabdominal (operative) 56.83
 - - via stoma 01.13
- thorax (transpleural) 46.81
- trachea 01.07
 - - via stoma 01.06
- transpleural
 - - mediastinum 46.82
 - - thorax 46.81
- ureter 68.95
- urethra 01.35
- uterus 80.81
- vagina 01.36
- via enterostomy stoma - see Endoscopy, by site, via stoma
- via orifice - see Endoscopy, by site

Enema (transanal) NEC 10.39

- for removal of impacted feces 10.38

ENG (electronystagmogram) 09.24

Enlargement

- aortic lumen, thoracic 50.14
- arterial lumen 50.19
- atrial septal defect (pre-existing) 47.42
 - - in repair of total anomalous pulmonary venous connection 47.82
- canthus 22.21
- eye socket 29.7
- foramen ovale (pre-existing) 47.42
 - - in repair of total anomalous pulmonary venous connection 47.82
- intestinal stoma 58.41
 - - large intestine 58.44
 - - small intestine 58.42
- iris/iris 83.09
- orbit (eye) 29.7
- palpebral fissure 22.21
- punctum 21.31
- salivary duct
 - - orifice 38.0
- sinus tract (skin) 98.79
- socket (orbit) 29.7

Enrichment

- oxygen NEC 13.66

Enterectomy NEC 57.43

Enterocanastomosis

- large-to-large intestine 57.84
- small-to-large intestine 57.83
- small-to-small intestine 57.7

Enterocoelectomy (male) 65.9

- female 82.7
- vaginal 82.7

Enterocentesis 57.01

- duodenum 57.02
- large intestine 57.04
- small intestine 57.03

Enterocholecystostomy 63.22

Enterocholedochostomy 63.26

Enteroclysis (small bowel) 40.43

Enterocoelectomy NEC 57.59

Enterocolostomy 57.83

Enterocentectomy 58.89

Enterocenterostomy 57.7

- small-to-large intestine 57.83
- small-to-small intestine 57.7

Enterogastrostomy (without gastrectomy) 56.2

Enterolithotomy 57.01

Enterolysis 66.4

Enteropancreatostomy 64.7

Enterorectostomy 57.83

Enterorrhaphy 58.79

- duodenum 58.71
- large intestine 58.75
- small intestine NEC 58.73

Enteroscopy - see Endoscopy, intestine

Enterostomy NEC 58.39

- cecum (see also Colostomy) 58.11
- colon (transverse) (see also Colostomy) 58.11
 - - loop 58.03
- delayed opening 58.31
- duodenum 58.39
 - - loop 58.01
- feeding 58.39
- ileum (Brooke) (Dragstedt) 58.21
 - - loop 58.01
- jejunum (feeding) 58.39
 - - loop 58.01
- modification 58.41
- sigmoid colon (see also Colostomy) 58.11
 - - loop 58.03
- transverse colon (see also Colostomy) 58.11
 - - loop 58.03

Enterotomy 57.01

- duodenum 57.02
- large intestine 57.04
- small intestine NEC 57.03

Enucleation - see also Excision, by site

- cyst
- - broad ligament 81.29
- - dental 36.3
- - liver 62.19
- - ovary 77.19
- - parotid gland 38.19
- - salivary gland 38.19
- - skin 98.12
- - subcutaneous tissue 98.12
- eyeball 29.39
 - - with implant (into Tenon's capsule) 29.32
 - - with attachment of muscles 29.31
- prostate - see Prostatectomy

EOG (electro-oculogram) 09.22

Epicardiectomy 48.3

Epididymectomy 75.3

- with orchidectomy (unilateral) 74.2
- - bilateral 74.31

Epididymogram 75.82

Epididymoplasty 75.49

Epididymorrhaphy 75.71

Epididymostomy 75.92

Epididymotomy 75.92

Epididymovasostomy 75.73

Epiplottidectomy 42.21

Epilation

- eyebrow (forceps) 22.79
- - electro-surgical 22.71
- eyelash - see Epilation, eyelid
- eyelid (forceps) NEC 22.79
- - electro-surgical 22.71
- skin 98.95

Epiphysiodesis (see also Arrest, bone growth) 90.29

Epiphysiolysis (see also Arrest, bone growth) 90.39

Epiploectomy 66.3

Epiplopexy 66.66

Epiploorrhaphy 66.66

Episioepineoplasty 83.69

Episioepineorrhaphy 83.61

- obstetrical 87.89

Episioplasty 83.69

Episioproctotomy 85.7

Episiorrhaphy 83.61

- following routine episiotomy - see Episiotomy
- for obstetrical laceration 87.89

Episiotomy (with subsequent episiorrhaphy) 85.7

- nonobstetric 83.69

- with

- - high forceps 84.31
- - low forceps 84.1
- - mid forceps 84.21
- - outlet forceps 84.1
- - repair, secondary 87.89

Epistaxis control - see Control, epistaxis

Equalization, leg (by bone fusion)

- (lengthening) (shortening) 90.39

- by epiphyseal stapling 90.29

- - femur 90.24

- - fibula 90.26

- - tibia 90.26

- femur 90.34

- fibula 90.36

- tibia 90.36

Equilibration

- occlusal 36.7

Equiloudness balance 09.43

ERCP (endoscopic retrograde cannulation of pancreatic duct) 64.91

ERG (electroretinogram) 09.21

Eruption, tooth, surgical 36.5

Erythropheresis 13.07

Escharectomy 98.11

Escharotomy 98.11

Esophageal voice training

- (postlaryngectomy) 07.73

Esophagectomy 54.31

- abdominothoracocervical (combined) (synchronous) 54.33
- partial or subtotal 54.32
- total 54.33

Esophagocologastrostomy

(intrathoracic) 54.45

- antesternal or antethoracic 54.55

Esophagocolostomy (intrathoracic)

NEC 54.46

- with interposition of colon 54.45
- antesternal or antethoracic NEC 54.56
- - with interposition of colon 54.55

Esophagoduodenostomy (intrathoracic)

NEC 54.44

- with interposition of small bowel 54.43
- with total gastrectomy 55.99

Esophageoenterostomy (intrathoracic) NEC

(see also Anastomosis, esophagus, to intestinal segment) 54.44

- antesternal or antethoracic (see also Anastomosis, esophagus, antesternal, to intestinal segment) 54.54

Esophagoesophagostomy

(intrathoracic) 54.41

- antesternal or antethoracic 54.51

Esophagogastrrectomy 55.99**Esophagogastrroduodenoscopy** 01.16

- through stoma (artificial) 01.15
- transabdominal (operative) 57.96

Esophagogastromyotomy 54.6**Esophagogastrorpexy** 65.7**Esophagogastroplasty** 54.76**Esophagogastrostomy** 01.14

- through stoma (artificial) 01.13
- transabdominal (operative) 56.83

Esophagogastrrostomy (intrathoracic) 54.42

- with partial gastrectomy 55.5
- with total gastrectomy 54.43
- antesternal or antethoracic 54.52

Esophagoileostomy (intrathoracic)

NEC 54.44

- with interposition of small bowel 54.43
- antesternal or antethoracic NEC 54.54
- - with interposition of small bowel 54.53

Esophagojejunostomy (intrathoracic)

NEC 54.44

- with interposition of small bowel 54.43
- with total gastrectomy 55.99
- antesternal or antethoracic NEC 54.54
- - with interposition of small bowel 54.53

Esophagomyotomy 54.6**Esophagoplasty** NEC 54.79**Esophagorrhaphy** 54.72**Esophagoscopy** NEC 01.12

- by incision (operative) 54.82
- biopsy 54.81
- foreign body
 - - removal 12.12
- through existing stoma (artificial) (esophagostomy) 01.11
- transabdominal (operative) 54.82

Esophagostomy 54.11

- cervical 54.12
- thoracic 54.19

Esophagotomy 54.09**Estes operation** 77.62**Estimation**, ventricular size, ultrasonic 02.82**Estlander operation** 45.29**Ethmoidectomy** 34.54**Ethmoidotomy** 34.42**Evacuation**

- abscess - see Drainage, by site
- anterior chamber (aqueous) (eye) (hypHEMA) 26.91
- blood clots - see Incision, by site
- cyst - see also Excision, lesion, by site
 - - breast 97.91
 - - kidney 67.01
 - - liver 62.19
- empyema
 - - subdural 14.21
- granuloma
 - - canaliculus, lacrimal 21.32
- hematoma - see also Incision, hematoma
 - - extradural 14.13
 - - obstetrical 87.92
 - - - incisional 87.91
- hemorrhoids
 - - thrombosed 61.37
- lens (see also Extracting, cataract) 27.69
- orbit - see Evisceration, orbit
- pelvic blood clot (by incision) 66.19
 - - by
 - - - culdocentesis 82.0
 - - - culdoscopy 82.81
- pelvis (female) - see Evisceration, pelvis
- retained placenta
 - - with curettage 81.01
 - - manual removal 87.6
 - - with curettage 81.01
- streptothrix from lacrimal duct 21.32
- uterus
 - - post-partum 87.6

Evaluation (of)

- audiological (Barany noise machine) (blindfold test) (delayed feedback) (masking) (Weber lateralization) 09.43

Evaluation (of) - concluded

- criminal responsibility, psychiatric 08.11
- functional (physical therapy) 07.01
- hearing NEC 09.49
- orthotic (for brace fitting) 07.02
- prosthetic (for artificial limb fitting) 07.03
- psychiatric NEC 08.19
 - - commitment 08.12
 - - psychologic NEC 08.09
- testamentary capacity, psychiatric 08.11

Evans operation 95.75

Eversion

- scrotum 73.39
- tunica vaginalis 73.39

Evisceration

- eyeball 29.29
 - - with implant (into scleral shell) 29.21
- ocular contents 29.29
 - - with implant (into scleral shell) 29.21
- orbit (see also Exenteration, orbit) 29.49
- pelvic (anterior) (partial) (posterior) (total) (female) 80.7
 - - male 69.51

Evision

- nail (bed) (fold) 98.96
- polyp - see Excision, polyp, by site
- skin and subcutaneous tissue 98.12

Examination (for) (see also Exploration)

- breast
 - - manual 03.36
 - - radiographic NEC 02.25
 - - thermographic 02.95
 - - ultrasonic 02.83
- cervical rib (by x-ray) 02.23
- colostomy stoma (digital) 03.33
- dental (oral mucosa) (periodontal) 03.31
 - - radiographic NEC 02.04
- enterostomy stoma (digital) 03.33
- eye
 - - color vision 09.06
 - - comprehensive 09.02
 - - dark adaptation 09.07
 - - limited (with prescription of spectacles) 09.01
 - - under anesthesia 09.04
- fetus, intrauterine 87.55
- general physical 03.7
- glaucoma 09.03
- gynecological 03.26
- hearing screening 03.13
- microscopic (specimen) (of) 05.9

Note - use the following fourth-digit sub-classification with categories 04-05 to identify type of examination:

- 1 Bacterial Smear
- 2 Culture

- microscopic - continued

- 3 Culture and sensitivity
- 4 Parasitology
- 5 Toxicology
- 6 Cell Block and Papanicolaou Smear
- 9 Other Microscopic examination

- - adenoid 04.2
- - adrenal gland 05.6
- - amnion 05.3
- - anus 04.8
- - appendix 04.8
- - bile ducts 04.9
- - bladder 05.2
- - blood 04.4
- - bone 05.4
 - - - marrow 04.5
- - brain 04.0
- - breast 05.5
- - bronchus 04.3
- - bursa 05.4
- - cartilage 05.4
- - cervix 05.3
- - chest wall 04.3
- - chiton 05.3
- - colon 04.8
- - cul-de-sac 05.0
- - dental 05.8
- - diaphragm 04.3
- - duodenum 04.7
- - ear 04.2
- - endocrine gland NEC 05.6
- - esophagus 04.7
- - eye 04.1
- - fallopian tube 05.3
- - fascia 05.4
- - female genital tract 05.3
- - fetus 05.3
- - gallbladder 04.9
- - hair 05.5
- - ileum 04.8
- - jejunum 04.8
- - joint fluid 05.4
- - kidney 05.1
- - large intestine 04.8
- - larynx 04.2
- - ligament 05.4
- - liver 04.9
- - lung 04.3
- - lymph node 04.6
- - meninges 04.0
- - mesentery 05.0
- - mouth 04.7
- - muscle 05.4
- - musculoskeletal system 05.4
- - nails 05.5
- - nerve 04.0

Examination (for) - continued

- - microscopic - concluded
- - - nervous system 04.0
- - - nose 04.2
- - - omentum 05.0
- - - operative wound 05.7
- - - ovary 05.3
- - - pancreas 04.9
- - - parathyroid gland 05.6
- - - penis 05.2
- - - perivisceral tissue 05.2
- - - peritoneal tissue 05.1
- - - peritoneum (fluid) 05.0
- - - peritumoral 05.1
- - - perivesical (tissue) 05.2
- - - pharynx 04.2
- - - pineal gland 05.6
- - - pituitary gland 05.6
- - - placenta 05.3
- - - pleura (fluid) 04.3
- - - prostate 05.2
- - - rectum 04.8
- - - retroperitoneum 05.0
- - - semen 05.2
- - - seminal vesicle 05.2
- - - sigmoid 04.8
- - - skin 05.5
- - - small intestine 04.8
- - - specified site NEC 05.8
- - - spinal fluid 04.0
- - - spleen 04.5
- - - sputum 04.3
- - - stomach 04.7
- - - stool 04.8
- - - synovial membrane 05.4
- - - tendon 05.4
- - - thorax NEC 04.3
- - - throat 04.2
- - - thymus 05.6
- - - thyroid gland 05.6
- - - tonsil 04.2
- - - trachea 04.3
- - - ureter 05.1
- - - urethra 05.2
- - - urine 05.2
- - - uterus 05.3
- - - vagina 05.3
- - - vas deferens 05.2
- - - varicella 04.7
- - - vulva 05.3
- - nervous system NEC 03.19
- - neurologic 03.15
- - neuro-ophthalmology 09.03
- - ophthalmoscopic 01.31
- - orthopedic NEC 03.39
- - parotid, mandible 02.04
- - pelvic (manual) 03.26
- - - instrumental (by pelvimeter) 02.65

Examination (for) - concluded

- - pelvic - concluded
- - - pelvimetric 02.65
- - - physical, general 03.7
- - - postmortem 03.8
- - - rectum (digital) 03.34
- - - - endoscopic 01.24
- - - - transabdominal 60.84
- - - - via stoma 01.23
- - - respiratory NEC 03.39
- - - retinal disease 09.03
- - - screening
- - - - hearing 03.13
- - - - vision 03.11
- - - sense organ NEC 03.19
- - - specified type (manual) NEC 03.39
- - - thyroid field, postoperative 19.02
- - - uterus (digital) 80.82
- - - - endoscopic 80.81
- - - vagina, vaginal 03.26
- - - - endoscopic 01.36
- - - vision screening 03.11
- - - visual field 09.05

Exchange transfusion 13.01

- - intrauterine 87.4

Excision

- - abdominal wall 66.2
- - abdominoperineal
- - - rectum - see Resection, rectum, abdominoperineal
- - aberrant tissue - see Excision, lesion, by site of tissue origin
- - abscess - see Excision, lesion, by site
- - accessory tissue - see also Excision, lesion, by site of tissue origin
- - - lung 44.3
- - - spleen 53.51
- - adenoids (tag) 40.5
- - - with tonsillectomy 40.2
- - adenoma - see Excision, lesion, by site
- - adrenal (see also Adrenalectomy) 20.12
- - akinetic area, heart 49.39
- - ampulla of Vater 63.52
- - - with reimplantation of common duct 63.52
- - anal papilla 61.2
- - aneurysm (arteriovenous) (see also Aneurysmectomy) 50.59
- - - coronary artery 48.91
- - - heart 49.31
- - - myocardium 49.31
- - - sinus of Valsalva 47.39
- - - ventricle, heart 49.31
- - angina - see Excision, lesion, blood vessel
- - anus (complete) (partial) 61.5
- - - crypt 61.2
- - - fissure 61.2

Excision - continued

- anus - concluded
- - fistula 61.12
- - tag 61.2
- aortic subvalvular ring 47.35
- apical
- - tooth - see Apicectomy, tooth
- apocrine gland 98.12
- aponeurosis 95.35
- - hand 94.25
- appendiceal stump 59.0
- appendices epiploicae 66.3
- appendix (see also Appendectomy) 59.0
- - epididymis 75.2
- - testis 74.1
- arcuate ligament (spine) - omit code
- arteriovenous fistula (see also Aneurysmectomy) 50.59
- artery (see also Arteriectomy) 50.59
- arytenoid 42.29
- auricle
- - ear (lesion of) 30.19
- - heart 49.39
- Baker's cyst, knee 95.29
- bands, pharyngeal 41.2
- Bartholin's gland 83.14
- basal ganglion 14.49
- bile duct (cyst) 63.59
- bladder - see also Cystectomy
- - dome 69.4
- bleb (emphysematous), lung 44.29
- blood vessel (see also Angiectomy) 50.59
- bone (ends) (partial), except facial - see category *89.7
- - facial NEC 88.4
- - - total
- - - with reconstruction 88.91
- - for graft (autograft) (homograft) - see category *89.6
- - fragments (chips) (see also Incision, bone) 89.19
- - joint (see also Arthrotony) 92.19
- - - necrotic (see also Sequestrectomy, bone) 89.09
- - heterotopic, from
- - - muscle 95.22
- - - - hand 94.22
- - - skin 98.12
- - - tendon ~~96.49~~ **95.21**
- - - - hand ~~94.44~~ **94.21**
- - - mandible 88.51
- - - with arthrodesis - see Arthrodesis
- - - total 88.53
- - - with reconstruction 88.52
- - spur - see Excision, lesion, bone

Excision - continued

- bone - concluded
- - total, except facial - see category *89.8
- - - facial NEC
- - - - with reconstruction 88.91
- - - - mandible 88.53
- - - - with reconstruction 88.52
- brain (lesion) (tissue) 14.49
- - hemisphere 14.42
- - lobe 14.43
- bronchial cleft cyst or vestige 41.1
- breast (see also Mastectomy) 97.12
- - aberrant tissue, supernumerary 97.26
- - accessory 97.26
- - ectopic 97.26
- - nipple 97.25
- - - accessory 97.26
- - segmental 97.28
- - supernumerary 97.26
- - Ulsae NOS 97.29
- - wedge 97.11
- broad ligament 81.29
- bronchogenic cyst 44.0
- bronchus (wide sleeve) NEC 44.13
- buccal mucosa 39.39
- bucket handle tear
- - meniscus 92.32
- bulbourethral gland 70.99
- bulbous tuberosities (fibrous) (mandible) (maxilla) (osseous) 36.21
- bulla of lung 44.29
- union (see also Unionectomy) 89.49
- - tailor's 89.44
- - unionette 89.44
- bursa 95.4
- - hand 94.36
- canal of Nuck 81.29
- capsule
- - joint (see also Arthroctomy) 92.69
- - lens 29.91
- cardioma 49.39
- carotid body (gland) (partial) (total) 61.8
- cartilage (see also Chondrectomy) 92.69
- - intervertebral 92.31
- - knee 92.32
- - - semilunar 92.32
- larynx 42.29
- nasal (submucosa) 33.4
- thyroid 42.29
- caruncle, urethral 70.2
- - cunization 79.1
- cataract (see also Extraction, cataract) 27.69
- - secondary membrane (laker cataract) 27.61

Excision - continued

- cervical
- - rib 89.80
- - stump 79.3
- cervix (stump) NEC 79.3
- - cold (knife) 79.1
- - conization 79.1
- - cryocoagulation 79.23
- - electrocoagulation 79.22
- chalazion 22.11
- - multiple 22.14
- - single 22.13
- cholesteatoma - see Excision, lesion, by site
- choroid plexus 15.14
- cicatrix 98.12
- cilia base 22.11
- ciliary body, prolapsed 26.45
- clavicle (head) (partial) 89.70
- - total (complete) 89.80
- clitoris 83.3
- coarctation of aorta 50.54
- - with
- - - anastomosis 50.24
- - - replacement 50.34
- coccyx 89.78
- - complete 89.88
- colon - see Resection, colon
- common
- - duct 63.53
- - wall between posterior and coronary sinus with roofing of resultant defect with patch graft 47.82
- condyle (see also Arthroectomy) 92.69
- - mandible 88.6
- condylomata - see Excision, lesion, by site
- conjunctiva 24.22
- - for pterygium - see Excision, pterygium
- conjunctival ring 24.22
- contracture
- - burn 98.12
- cornea 25.39
- - epithelium (with chemocauterization) 25.31
- - - for smear or culture 25.81
- corneal 78.59
- cortex (epileptogenous) 14.49
- costal cartilage 92.68
- cul-de-sac (Douglas) 82.7
- cusp, heart valve 47.11
- - aortic 47.13
- - mitral 47.12
- - tricuspid 47.14
- cyst - see also Excision, lesion, by site
- - apical, tooth 35.74
- - - with root canal therapy 35.73
- - Baker's (popliteal) 95.29

Excision - continued

- cyst - included
- - Bartholin's gland NEC 83.14
- - branchial 41.1
- - breast 97.11
- - broad ligament 81.29
- - bronchogenic 44.0
- - cervix 79.29
- - dental 36.3
- - dentigerous 36.3
- - epididymis 75.1
- - fallopian tube 78.51
- - Gartner's duct 82.23
- - hand 94.29
- - hydatid
- - - liver 62.12
- - knee
- - - meniscus 92.32
- - labia 83.2
- - lung 44.29
- - mesonephric duct 81.29
- - Morgagni
- - - female 78.51
- - - male 74.1
- - mullerian duct 72.63
- - nabothian 79.29
- - nasolabial 39.39
- - nasopalatine 39.21
- - - by wide excision 39.22
- - odontogenic 36.3
- - ovary 77.19
- - parovarian 81.29
- - pericardial 49.2
- - periodontal (apical) (lateral) 36.3
- - pilonidal 98.14
- - popliteal (Baker's), knee 95.29
- - radicular 36.3
- - rectococcygeal 98.14
- - spleen 53.32
- - synovial (membrane) 95.29
- - thyroglossal (with resection of hyoid bone) 19.6
- - urachal
- - - abdominal wall 66.2
- - - bladder 69.31
- - vagina 82.23
- cystic
- - duct remnant 63.51
- - hygroma 52.19
- dentinoma 36.3
- diaphragm 46.71
- disc (intervertebral) 92.31
- diverticulum
- - ampulla of Vater 63.52
- - anus 61.2
- - bladder 69.39
- - - transurethral 69.29

Excision - continued

- diverticulum - concluded
- - duodenum 57.12
- - esophagus (local) 54.22
- - hypopharyngeal (by cricopharyngeal myotomy) 41.2
- - intestine
- - - large 57.29
- - - small NEC 57.14
- - Meckel's 57.14
- - pharyngeal (by cricopharyngeal myotomy) 41.2
- - pharyngoesophageal (by cricopharyngeal myotomy) 41.2
- - stomach 55.43
- - urethra 70.2
- - ventricle, heart 49.39
- dome of bladder 69.4
- duct
- - müllerian 81.29
- - paramesonephric 81.29
- - thyroglossal (with resection of hyoid bone) 19.6
- Dupuytren's contracture 94.35
- ear
- - external (complete) NEC 30.22
- - - partial 30.19
- - - - radical 30.21
- - internal 32.79
- - middle NEC 32.49
- ectopic
- - abdominal fetus 86.3
- - tissue - see also Excision, lesion, by site of tissue origin
- - - bone, from muscle 95.22
- - - breast 97.26
- - - lung 44.3
- - - spleen 53.51
- empyema pocket, lung 44.29
- epididymis 75.3
- epiglottis 42.21
- epithelial downgrowth, anterior chamber (eye) 26.93
- epulis (gingiva) 36.21
- esophagus (see also Esophagectomy) 54.31
- ethmoid cells 34.54
- exostosis (see also Excision, lesion, bone) 89.59
- - auditory canal, external 30.19
- - bony palate 39.21
- - facial bone 88.3
- - first metatarsal (hallux valgus repair) - see Bunionectomy
- eye 29.39
- - with implant (into Tenon's capsule) 29.32
- - - with attachment of muscles 29.31

Excision - continued

- eyeball - see Excision, eye
- eyelid 22.11
- - redundant skin 22.62
- - wedge 22.12
- falxiform ligament 66.3
- fallopian tube - see Salpingectomy
- fascia 95.35
- - eyelid 22.42
- - for graft 95.33
- - - hand 94.33
- - - hand 94.35
- - - for graft 94.33
- fat pad NEC 98.12
- - knee (infrapatellar) (prepatellar) 98.12
- - scalene 52.11
- fibroadenoma
- - breast 97.11
- filtering bleb 26.47
- fimbria 78.59
- fissure
- - anus 61.2
- fistula - see also Fistulectomy
- - anal 61.12
- - arteriovenous (see also Aneurysmectomy) 50.59
- - facial bone 88.3
- - ileorectal 58.74
- - lacrimal
- - - gland 21.12
- - - sac 21.5
- - rectal 60.63
- - sacro-coccygeal 98.14
- - thyroglossal 19.6
- - vesicovaginal 69.73
- frenulum, frenum
- - labia (hip) 39.31
- - lingual (tongue) 37.01
- fundus
- - uterus 80.2
- gallbladder - see Cholecystectomy
- ganglion (band) (tendon sheath) (wrist) 94.21
- - gasserian 17.06
- - nerve
- - - cranial 17.07
- - - peripheral 17.07
- - site other than hand or nerve 95.21
- - sympathetic nerve NEC 18.19
- - trigeminal nerve 17.06
- gastrocolic ligament 66.3
- gingiva 36.21
- gland
- - mammary - see Mastectomy
- globe - see Excision, eye
- glomus jugolare tumor 32.79

Excision - continued

- goiter - see Thyroidectomy
- granulation
 - - conjunctival 24.22
 - - gum 36.21
- hamartoma, mammary 97.11
- hemangioma
 - - subcutaneous 98.12
- hematocoele
 - - spermatic cord 75.0
 - - tunica vaginalis 73.92
- hematoma - see Drainage, by site and Incision, by site
- hemorrhoids (external) (internal) (tag) 61.36
- heterotopic bone - see Excision, bone, heterotopic, by site
- hydatid of Morgagni
 - - female 78.51
 - - male 74.1
- hydatid cyst (liver) 62.12
- hydrocele 73.1
 - - canal of Nuck (female) 81.29
 - - - male 73.1
 - - round ligament 81.29
 - - spermatic cord 75.0
 - - tunica vaginalis 73.1
- hygroma
 - - cystic 52.19
- hymen (tag) 82.21
- hymeno-urethral fusion 82.21
- hypophysis - see Hypophysectomy
- inguinal canal (lesion) 66.2
- intervertebral disc 92.31
- intestine (see also Resection, intestine) 57.6
 - - for interposition 57.31
 - - - large 57.33
 - - - small 57.32
 - - large (total) 57.6
 - - - for interposition 57.33
 - - - local 57.29
 - - - partial 57.59
 - - - segmental 57.59
 - - - - multiple 57.61
 - - small (total) 57.43
 - - - for interposition 57.32
 - - - local 57.14
 - - - partial 57.42
 - - - segmental 57.42
 - - - - multiple 57.41
- intraductal papilloma 97.11
- iris
 - - prolapsed 26.43
- joint (see also Arthroectomy) 92.69
 - - graft (see also Arthrotoomy) 92.19

Excision - continued

- keloid (scar)
 - - - skin 98.12
- kidney
 - - - with ureter - see Nephrectomy (total)
- labia - see Vulvectomy
- lacrimal
 - - gland 21.11
 - - - partial 21.13
 - - - total 21.14
 - - passage 21.5
 - - sac 21.5
- larynx - see also Laryngectomy
 - - en bloc 42.3
- lesion (local)
 - - abdominal wall 66.2
 - - accessory sinus - see Excision, lesion, nasal sinus
 - - adenoid 40.92
 - - adrenal gland(s) 20.11
 - - alveolus 36.4
 - - ampulla of Vater 63.52
 - - anterior chamber (eye) NEC 26.41
 - - anus 61.2
 - - apocrine gland 98.12
 - - aponeurosis 95.29
 - - - hand 94.29
 - - artery 50.59
 - - - abdominal 50.56
 - - - aorta (arch) (ascending) (descending) 50.54
 - - - head and neck NEC 50.52
 - - - intracranial NEC 50.51
 - - - lower limb 50.58
 - - - thoracic NEC 50.55
 - - - unspecified site 50.59
 - - - upper limb 50.53
 - - atrium (heart) 49.39
 - - auditory canal, meatus, external 30.19
 - - - radical 30.21
 - - auricle, ear 30.19
 - - - radical 30.21
 - - bile ducts 63.59
 - - bladder (transurethral) 69.29
 - - - open 69.39
 - - - suprapubic 69.39
 - - blood vessel 50.59
 - - - abdominal
 - - - - artery 50.56
 - - - - vein 50.57
 - - - aorta (arch) (ascending) (descending) 50.54
 - - - head and neck NEC 50.52
 - - - intracranial NEC 50.51
 - - - lower limb (artery) (vein) 50.58
 - - - thoracic NEC 50.55

Excision - continued

- lesion - continued
- - blood vessel - continued
- - - upper limb (artery||vein) 50.53
- - - bone 89.59
- - - - carpal, metacarpal 89.53
- - - - clavicle 89.50
- - - - facial 88.3
- - - - femur 89.54
- - - - fibula 89.56
- - - - humerus 89.51
- - - - jaw 88.3
- - - - - dental 36.3
- - - - patella 89.55
- - - - pelvic 89.58
- - - - phalanges (foot) (hand) 89.58
- - - - radius 89.52
- - - - scapula 89.50
- - - - skull 14.5
- - - - specified site NEC 89.58
- - - - tarsal, metatarsal 89.57
- - - - thorax (ribs) (sternum) 89.50
- - - - tibia 89.56
- - - - ulna 89.52
- - - - vertebrae 89.58
- - brain (transtemporal approach) NEC 14.49
- - breast (segmental) (wedge) 97.11
- - broad ligament 81.29
- - bronchus 44.0
- - cerebellopontine angle 14.49
- - cerebral (cortex) NEC 14.49
- - - meninges 14.41
- - cervix (myoma) 79.29
- - chest wall 46.3
- - choroid 28.56
- - choroid plexus 15.14
- - ciliary body 26.45
- - colon 57.29
- - conjunctiva 24.22
- - cornea (ulcer) 25.39
- - cranial 14.5
- - cul-de-sac (Douglas) 82.22
- - dental (jaw) 36.3
- - diaphragm 46.71
- - duodenum (local) 57.12
- - ear
- - - external 30.19
- - - - radical 30.21
- - - - middle 32.41
- - - endometrium 80.19
- - - epicardium 49.2
- - - epididymis 75.2
- - - epiglottis 42.09
- - - esophagus NEC 54.29
- - - eye 29.95
- - - - anterior segment NEC 26.41

Excision - continued

- lesion - continued
- - eyebrow (skin) 22.11
- - eyelid 22.11
- - - by
- - - - halving procedure 22.12
- - - - wedge resection 22.12
- - - - multiple 22.14
- - - - single NEC 22.13
- - - facial bone 88.3
- - - fallopian tube 78.51
- - - fascia 95.29
- - - hand 94.29
- - - gallbladder 63.11
- - - groin region (abdominal wall) (inguinal) 66.2
- - - - skin 98.12
- - - - subcutaneous tissue 98.12
- - - gum 36.21
- - - heart 49.39
- - - hepatic duct 63.59
- - - inguinal canal 66.2
- - - intestine 57.29
- - - - large 57.29
- - - - small 57.14
- - - intracranial NEC 14.49
- - - intranasal 33.22
- - - intraspinal 16.3
- - - iris 26.43
- - - jaw 88.3
- - - - dental 36.3
- - - joint 92.59
- - - - ankle 92.56
- - - - elbow 92.51
- - - - foot and toe 92.57
- - - - hand and finger 92.53
- - - - hip 92.54
- - - - knee 92.55
- - - - shoulder 92.50
- - - - specified site NEC 92.58
- - - - spine 92.58
- - - - wrist 92.52
- - - kidney 67.29
- - - - with partial nephrectomy 67.3
- - - labia 83.2
- - - lacrimal
- - - - gland (frontal approach) 21.12
- - - - passage 21.5
- - - - sac 21.5
- - - larynx (endoscopic) 42.09
- - - ligament (joint) (see also Excision, lesion, joint) 92.59
- - - - broad 81.29
- - - - round 81.29
- - - - uterosacral 81.29
- - - lip 98.12
- - - - by wide excision 98.13

Excision - continued

- lesion - continued
- - liver 62.12
- - lung NEC 44.29
- - - by wide excision 44.3
- - lymph structure(s) (channel) (vessel) NEC 52.19
- - - node - see Excision, lymph, node
- - mammary duct 97.11
- - mastoid (bone) 32.39
- - mediastinum 45.2
- - meninges (cerebral) 14.41
- - - spinal 16.3
- - meniscus
- - - knee 92.32
- - mesentery 66.3
- - middle ear 32.41
- - mouth NEC 39.39
- - muscle 95.22
- - - chest wall 46.3
- - - hand 94.23
- - - ocular 23.1
- - myocardium 49.39
- - nail 98.96
- - nasal sinus 34.51
- - - antrum 34.53
- - - with Caldwell-Luc approach 34.52
- - - - specified approach NEC 34.53
- - - ethmoid 34.54
- - - frontal 34.32
- - - maxillary 34.53
- - - with Caldwell-Luc approach 34.52
- - - - specified approach NEC 34.53
- - - sphenoid 34.55
- - nasopharynx 41.2
- - nerve (cranial) (peripheral) 17.08
- - - sympathetic 18.19
- - odontogenic 36.21
- - nose 33.21
- - - intranasal 33.22
- - - polyp 33.22
- - - skin 33.23
- - - specified site NEC 33.23
- - odontogenic 36.3
- - omentum 66.3
- - orbit 29.94
- - ovary 77.19
- - - by wedge resection 77.12
- - palate (bony) 39.21
- - - by wide excision 39.22
- - pancreas (local) 64.1
- - parathyroid gland 19.71
- - parotid gland (duct) NEC 38.19
- - parovarian 81.29
- - pelvic wall 66.2
- - perirectal tissue 60.72

Excision - continued

- lesion - continued
- - penis 76.1
- - perianal tissue 61.04
- - pericardium 49.2
- - perineum (female) 83.2
- - - male 98.12
- - periprosthetic tissue 72.72
- - perirectal tissue 60.72
- - perirenal tissue 71.92
- - peritoneum 66.3
- - periurethral tissue 70.92
- - perivesical tissue 71.92
- - pharynx 41.2
- - pineal gland 20.43
- - pinna 30.19
- - - radical 30.21
- - pituitary (gland) (see also hypophysectomy, partial) 20.53
- - pleura 46.49
- - pleural space 46.3
- - pouch of Douglas 82.22
- - preauricular (ear) 30.11
- - presacral 66.3
- - prostate (transurethral) 72.51
- - pulmonary (fibrosis) 44.29
- - rectovaginal septum 60.72
- - rectum 60.24
- - retina or choroid 28.56
- - retroperitoneum 66.3
- - round ligament 81.29
- - salivary gland or duct NEC 38.19
- - - en bloc 38.23
- - sclera 26.47
- - scrotum 73.2
- - seminal vesicle 72.63
- - sinus (nasal) - see Excision, lesion, nasal sinus
- - Skene's gland 83.2
- - skin 98.12
- - - breast 97.11
- - - nose 33.23
- - - radical (involving underlying or adjacent structure) (wide) (with flap closure) 98.13
- - - scrotum 73.2
- - skull 14.5
- - soft tissue NEC 95.29
- - - hand 94.29
- - spermatic cord 75.2
- - spinal cord (meninges) 16.3
- - spleen (cyst) 53.32
- - stomach NEC 55.43
- - - polyp 55.42
- - subcutaneous tissue 98.12
- - - breast 97.11
- - - subgingival 36.21

Excision - continued

- lesion - concluded
- - sweat gland 98.12
- - synovial membrane 95.29
- - tendon 95.21
- - - hand 94.21
- - - ocular 23.1
- - - sheath 95.21
- - - - hand 94.21
- - testis 74.1
- - thorax 46.3
- - thymus 20.72
- - thyroid 19.22
- - - substernal or transsternal route 19.42
- - tongue 37.09
- - tonsil 40.92
- - trachea (endoscopic) 43.4
- - tunica vaginalis NEC 73.92
- - umbilicus 66.2
- - ureter 68.32
- - urethra 70.2
- - uterine ligament 81.29
- - uterosacral ligament 81.29
- - uterus 80.19
- - - cervical 79.29
- - uvula 39.62
- - vagina 82.23
- - vas deferens 75.64
- - vein 50.59
- - - abdominal 50.57
- - - head and neck NEC 50.52
- - - intracranial NEC 50.51
- - - lower limb 50.58
- - - thoracic NEC 50.55
- - - upper limb 50.53
- - ventricle (heart) 49.39
- - vocal cords (endoscopic) 42.09
- - vulva 83.2
- - ligament (see also Arthroctomy) 92.69
- - - broad 81.29
- - - round 81.29
- - - uterine 81.29
- - - uterosacral 81.29
- - ligamentum flavum (spine) - omit code
- - lingual tonsil 40.4
- - lip 98.12
- - lipoma
- - - inguinal canal 66.2
- - liver (partial) 62.12
- - - lobectomy 62.2
- - - total 62.3
- - lobe
- - - liver 62.2
- - - lung - see Excision, lung, lobe
- - loose body
- - - bone - see Sequestrectomy

Excision - continued

- - loose body - concluded
- - - joint structures (see also Arthroctomy) 92.19
- - lung (complete) (with mediastinal dissection) 44.5
- - - accessory or ectopic tissue 44.3
- - - lobe (left) (lower) (middle) (right) (upper) (with segmental resection, adjacent lobes) 44.4
- - - segmental 44.3
- - - specified type NEC 44.9
- - - wedge 44.3
- - lymph, lymphatic
- - - drainage area 52.19
- - - - radical - see Excision, lymph, node, radical
- - - - regional (with lymph node, skin, subcutaneous tissue, and fat) 52.2
- - - - node (simple) NEC 52.19
- - - - with
- - - - - lymphatic drainage area (including skin, subcutaneous tissue, and fat) 52.2
- - - - - mastectomy - see Mastectomy, radical
- - - - - muscle and deep fascia - see Excision, lymph, node, radical
- - - - - axillary 52.13
- - - - - radical 52.42
- - - - - regional (extended) 52.2
- - - - - cervical (deep) (with excision of scalene fat pad) 52.11
- - - - - with laryngectomy 42.4
- - - - - radical (including muscle and deep fascia) 52.31
- - - - - - bilateral 52.33
- - - - - - unilateral 52.32
- - - - - regional (extended) 52.2
- - - - - superficial 52.19
- - - - - groin 52.14
- - - - - radical 52.45
- - - - - regional (extended) 52.2
- - - - - iliac 52.19
- - - - - radical 52.44
- - - - - regional (extended) 52.2
- - - - - inguinal (deep) (superficial) 52.14
- - - - - radical 52.45
- - - - - regional (extended) 52.2
- - - - - jugular - see Excision, lymph, node, cervical
- - - - - mammary (internal) 52.12
- - - - - external 52.19
- - - - - - radical 52.49
- - - - - - regional (extended) 52.2
- - - - - radical 52.49
- - - - - regional (extended) 52.2

Excision - continued

- lymph, lymphatic - concluded
- - node - concluded
- - - paratracheal - see Excision, lymph, node, cervical
- - - periaortic 52.19
- - - - radical 52.43
- - - - regional (extended) 52.2
- - - radical (see also Excision, lymph, node, by site, radical) 52.41
- - - - with mastectomy - see Mastectomy, radical
- - - - specified site NEC 52.49
- - - regional (extended) 52.2
- - - sternal - see Excision, lymph, node, mammary
- - structure(s) (simple) NEC 52.19
- - - radical 52.49
- - - regional (extended) 52.2
- lymphangioma 52.19
- lymphedema 52.9
- lymphocele 52.9
- malleus 31.3
- mastoid (see also Mastoidectomy) 32.39
- Meckel's diverticulum 57.14
- median bar, transurethral approach 72.1
- mediastinum 46.2
- Meibomian gland 22.11
- meniscus (knee) 92.32
- - acromioclavicular 92.60
- - jaw 88.6
- - sternoclavicular 92.60
- - temporomandibular 88.6
- - wrist 92.62
- mesentery 66.3
- mucosa, redundant - see Excision, redundant mucosa, by site
- mullerian duct cyst 72.63
- muscle 95.34
- - eye - see Resection, muscle, ocular
- - for graft 95.33
- - - hand 94.33
- - hand 94.34
- - - for graft 94.33
- myocardial scar 49.39
- myositis ossificans 95.22
- - hand 94.22
- nabothian gland 79.29
- nail (bed) (fold) 98.96
- nasolabial cyst 39.39
- nasopalatine cyst 39.21
- - by wide excision 39.22
- neoplasm - see Excision, lesion, by site
- nerve (cranial) (peripheral) NEC 17.08
- - sympathetic 18.19
- - vagus - see Vagotomy

Excision - continued

- neuroma (Morton's) (peripheral nerve) 17.08
- - sympathetic nerve 18.19
- nipple 97.25
- - accessory 97.26
- nose
- - wide, for tumor 33.3
- odontogenic tumor 36.3
- odontoma 36.3
- omentum 66.3
- orbital contents (see also Exenteration, orbit) 29.49
- osteochondritis dissecans (see also Excision, lesion, joint) 92.59
- osteoma, nasal 33.23
- osteophyte - see Excision, lesion, bone
- ovary - see also Oophorectomy
- - partial 77.19
- - - by wedge resection 77.12
- palate 39.21
- - wide 39.22
- Pancoast tumor (lung) 44.11
- pancreas (total) (with concomitant duodenectomy) 64.5
- - partial 64.49
- - - distal (tail) (with part of body) 64.42
- - - proximal (head) (with part of body) (with concomitant duodenectomy) 64.41
- - - radical subtotal 64.43
- - - radical (one-stage) (two-stage) 64.6
- - - subtotal 64.43
- pancreaticoduodenal - see Pancreaticoduodenectomy
- paramesonephric duct 81.29
- parathyroid gland (partial) (subtotal) NEC (see also Parathyroidectomy) 19.71
- parotid gland (see also Excision, salivary gland) 38.21
- parovarian cyst 81.29
- patella (complete) 89.85
- - partial 89.75
- perirectal tissue 60.72
- penis (radical) 76.2
- perianal
- - skin tag 61.03
- - tissue 61.04
- pericardial adhesions 49.2
- periprosthetic tissue 72.72
- perirectal tissue 60.72
- peritoneal tissue 71.92
- peritoneum 66.3
- periurethral tissue 70.92

Excision - continued

- perivesical tissue 71.92
- petrous apex cells 32.49
- phalanx - see Amputation, phalanx
- pharyngeal bands 41.2
- pharyngoesophageal diverticulum 41.2
- pharynx
 - - total - see Pharyngectomy
 - - web 41.44
- - choroid 15.14
- pilonidal cyst or sinus (open) (with partial closure) 98.14
- pineal gland (complete) (total) 20.44
 - - partial 20.43
- pituitary gland (complete) (total) (see also Hypophysectomy) 20.57
 - - partial (see also Hypophysectomy, partial) 20.53
- pleura NEC 46.49
- polyp - see also Excision, lesion, by site
 - - nose 33.22
 - - stomach 55.42
- preauricular
 - - appendage (remnant) 30.19
 - - cyst, fistula, or sinus (congenital) 30.11
 - - remnant 30.19
- prolapsed
 - - ciliary body 26.45
 - - iris 26.43
- prostate - see Prostatectomy
- pterygium (simple) 25.29
 - - with corneal graft 25.21
- radius (head) (partial) 89.72
 - - total 89.82
- ranula, salivary gland NEC 38.19
- rectal mucosa 60.24
- rectovaginal septum 60.72
- rectum - see Resection, rectum
- redundant mucosa
 - - colectomy 57.29
 - - duodenostomy 57.12
 - - ileostomy 57.14
 - - jejunostomy 57.14
 - - perineum 83.2
 - - rectum 60.24
 - - vulva 83.2
- redundant skin
 - - eyelid 22.62
- renal vessel, aberrant 50.56
- rib (cervical) 89.80
- ring of conjunctiva around cornea 24.22
- round ligament 81.29
- salivary gland 38.21
 - - complete 38.23
 - - partial 38.22
 - - radical 38.23

Excision - continued

- saphenous vein - see Phlebectomy
- scalene fat pad 52.11
- scapula - see Excision, bone
- scar - see also Excision, lesion, by site
 - - epicardium 49.2
 - - mastoid 32.92
 - - pericardium 49.2
 - - pleura 46.49
 - - skin 98.12
 - - thorax 46.3
 - - scrotum 73.2
- secondary membrane, lens 27.61
- seminal vesicle 72.63
 - - with radical prostatectomy 72.4
- septum - see also Excision, by site
 - - uterus (congenital) 80.12
 - - vagina 82.23
- sequestrum - see also Sequestrectomy
 - - nose 33.1
 - - skull 14.14
- sigmoid 57.56
- sinus - see also Excision, lesion, by site
 - - nasal - see Sinusotomy
 - - pilonidal 98.14
 - - preauricular (ear) (radical) 30.11
 - - sacro-coccygeal 98.14
 - - spinal 16.3
 - - tarsi 92.57
 - - thyroglossal (with resection of hyoid bone) 19.6
 - - urachal
 - - - abdominal wall 66.2
 - - - bladder 69.31
- Skene's gland 83.2
- skin (local) 98.12
 - - for graft (with closure of donor site) 98.15
 - - radical (involving underlying or adjacent structure) (wide) (with flap closure) 98.13
 - - tags
 - - - perianal 61.03
 - - - preauricular 30.19
- soft tissue NEC 95.39
 - - hand 94.39
- spermatic cord NEC 75.2
- spermatocele 75.1
- spinous process 89.78
- spleen (total) 53.34
 - - accessory 53.51
 - - partial 53.33
- stomach - see Gastrectomy
- stricture
 - - esophagus 54.29
 - - urethra 70.2

Excision - continued

- sublingual gland (salivary) (see also Excision, salivary gland) 38.21
- submaxillary gland (see also Excision, salivary gland) 38.21
- supernumerary
 - - breast 97.26
 - - digits (ligation) 98.94
- sweat gland 98.12
- synechiae - see also Lysis, synechiae
 - - endometrial 80.11
- tarsal plate (eyelid) 22.11
 - - by wedge resection 22.12
- tattoo 98.12
 - - by dermabrasion 98.93
- tendon (sheath) 95.32
 - - for graft 95.31
 - - - hand 94.31
 - - - hand 94.32
 - - - for graft 94.31
- thymus (see also Thymectomy) 20.71
- thyroglossal duct or tract (with resection of hyoid bone) 19.6
- thyroid NEC (see also Thyroidectomy) 19.21
- tongue (complete) (total) 37.2
 - - block dissection 37.3
 - - command procedure 37.3
 - - partial 37.1
 - - radical 37.3
- tonsil 40.1
 - - with adenoidectomy 40.2
 - - lingual 40.4
 - - tag 40.3
- tooth NEC (see also Removal, tooth, surgical) 35.19
 - - from nasal sinus 34.51
- torus
 - - lingual 88.3
 - - mandible, mandibularis 88.3
 - - palate, palatinus 39.21
 - - - by wide excision 39.22
- trabeculae corneaе cordis (heart) 47.35
- trochanteric lipomatosis 98.74
- tumor - see Excision, lesion, by site
- ulcer - see also Excision, lesion, by site
 - - duodenum 57.12
 - - stomach 55.43
- umbilicus 66.2
- urachus, urachal (cyst) (sinus)
 - - abdominal wall 66.2
 - - bladder 69.31
- ureter 68.31
 - - with nephrectomy - see Nephrectomy
 - - partial 68.32
 - - stricture 68.32

Excision - concluded

- ureter - concluded
 - total 68.33
 - ureterocele 68.32
 - urethra 70.2
 - - with complete cystectomy 69.59
 - - septum 70.0
 - - stricture 70.2
 - - valve (congenital) (transurethral) (transvesical) 70.2
 - urethrovaginal septum 82.23
 - uterus (corpus) (see also Hysterectomy) 80.3
 - - cervix 79.3
 - - lesion 79.29
 - - lesion 80.19
 - - septum 80.12
 - - supporting structures 81.29
 - uvula 39.62
 - vagina 82.3
 - - septum 82.23
 - - total 82.3
 - valve, heart - see Valvuloplasty
 - varicocele, spermatic cord 75.0
 - vein (see also Phlebectomy) 50.59
 - - varicose 50.49
 - - - abdominal 50.47
 - - - head and neck NEC 50.42
 - - - intracranial NEC 50.41
 - - - lower limb 50.48
 - - - ovarian 50.47
 - - - thoracic NEC 50.45
 - - - upper limb 50.43
 - verruca - see Excision, lesion, by site
 - vesicovaginal septum 82.23
 - vitreous opacity 28.72
 - - anterior approach 28.71
 - vocal cord 42.22
 - - submucous 42.22
 - vulva (bilateral) (simple) (see also Vulvectomy) 83.52
 - - lesion NEC 83.2
 - wart - see Excision, lesion, by site
 - wolffian duct 81.29
 - xanthoma (tendon sheath, hand) 94.21
 - - site other than hand 95.21
- Excisional biopsy - see Excision, lesion, by site**
- Exclusion**
- pyloric 56.2
- Exenteration**
- ethmoid air cells 34.54
 - orbit 29.49
 - - with
 - - - removal of adjacent structures 29.49
 - - - temporalis muscle transplant 29.41
 - - - therapeutic removal of bone 29.42

Exenteration - concluded

- pelvic
- - female 80.7
- - male 69.51
- petrous pyramid air cells 32.49
- Exercise** (physical therapy) NEC 07.19
- active musculoskeletal NEC 07.12
- assisted 07.11
- - in pool 07.31
- breathing 07.18
- cardiovascular 07.36
- musculoskeletal
- - active NEC 07.12
- - passive NEC 07.17
- passive musculoskeletal NEC 07.17
- resistive 07.13

Exfoliation

- chemosurgical 98.92
- skin, by chemical 98.92

Exostectomy (see also Excision, lesion, bone) 89.59

- first metatarsal (hallux valgus repair) - see Bunionectomy
- hallux valgus repair (with wedge osteotomy) - see Bunionectomy

Expiratory flow rate 03.38

Exploration - see also Incision

- abdomen 66.19
- abdominal
- - testis 74.4
- - wall 66.0
- adrenal (field) (gland) 20.01
- - bilateral 20.03
- - unilateral 20.02
- artery 50.09
- - abdominal 50.06
- - aorta (arch) (ascending) (descending) 50.04
- - coronary 48.99
- - head and neck NEC 50.02
- - intracranial NEC 50.01
- - lower limb 50.08
- - thoracic NEC 50.05
- - upper limb 50.03
- auditory canal, external 30.02
- axillary 98.09
- bile duct(s) 63.49
- - common duct 63.41
- - - for
- - - - relief of obstruction (stricture) (tumor) 63.32
- - - - removal of calculus 63.31
- - - for relief of obstruction (calculus) (stricture) (tumor) 63.39
- bladder (by incision) 69.13
- - endoscopic - see Cystoscopy

Exploration - continued

- bone (see also Incision, bone) 89.19
- - facial 88.29
- - brain (tissue) 14.29
- breast 97.0
- bronchus 45.0
- - endoscopic - see Bronchoscopy
- bursa 95.03
- - hand 94.03
- carotid body 51.8
- carpal tunnel 17.33
- choroid 28.67
- ciliary body 26.45
- colon 57.04
- common bile duct 63.41
- - for
- - - relief of obstruction (stricture) (tumor) 63.32
- - - removal of calculus 63.31
- coronary artery 48.99
- cranium 14.13
- cul-de-sac 82.12
- - endoscopic 82.81
- disc space 16.09
- duodenum 57.02
- endoscopic - see Endoscopy, by site
- epididymis 75.92
- esophagus (by incision) NEC 54.09
- - endoscopic - see Esophagoscopy
- ethmoid sinus 34.42
- extraperitoneal 66.0
- eyelid 22.09
- fallopian tube 78.0
- fascia 95.09
- - hand 94.09
- flank 66.0
- fossa (superficial) NEC 98.09
- - pituitary 20.61
- frontal sinus 34.31
- frontonasal duct 10.21
- gallbladder 63.09
- groin (abdominal wall) (inguinal) (region) 66.0
- - skin and subcutaneous tissue 98.09
- heart 49.11
- hepatic duct 63.49
- hypophysis 20.61
- ileum 57.03
- inguinal canal (groin) 66.0
- intestine (by incision) NEC 57.01
- - large 57.04
- - small NEC 57.03
- intrathoracic 46.09
- jejunum 57.03
- joint structures (see also Arthrotomy) 92.19

Exploration - continued

- kidney 67.01
- - pelvis 67.11
- labia 83.09
- lacrimal
 - - gland 21.0
 - - sac 21.41
- laparotomy site 66.11
- larynx (by incision) 43.3
 - - endoscopic - see Laryngoscopy
- liver 62.0
- lung (by incision) 45.1
- lymphatic structure(s) (channel) (node) (vessel) 52.0
- manual
 - - uterus
 - - - postpartum 87.95
- mastoid 32.21
- maxillary antrum or sinus (Caldwell-Luc approach) 34.29
- mediastinum 46.1
 - - endoscopic 46.82
- middle ear (transstympanic) 32.23
- muscle 95.02
 - - hand 94.02
- neck (see also Exploration, thyroid) 19.09
- nerve (cranial) (peripheral) NEC 17.05
 - - auditory 17.02
 - - root (spinal) 16.09
 - - sympathetic 18.3
- nose 33.1
- orbit (see also Orbitotomy) 29.09
- pancreas 64.09
- pelvis (by laparotomy) 66.19
 - - by colpotomy 82.12
- penis 76.92
- pericardium 49.13
- perinephric area 71.09
- perineum (female) 83.09
 - - male 98.09
- peripheral vessels
 - - lower limb (artery) (vein) 50.08
 - - upper limb (artery) (vein) 50.03
- periprosthetic tissue 72.71
- perirenal tissue 71.09
- perivesical tissue 71.19
- petrous pyramid air cells 32.22
- pilonidal sinus 98.02
- pineal (field) (gland) 20.41
- pituitary (fossa) (gland) 20.61
- pleura 46.09
- popliteal space 98.09
- prostate 72.0
- rectum (see also Proctoscopy) 01.24
 - - by incision 60.0
- retroperitoneum 66.0

Exploration - continued

- retropubic 71.19
- salivary gland 38.0
- sclera (by incision) 26.97
- scrotum 73.0
 - - sinus 34.41
 - - - ethmoid 34.42
 - - - frontal 34.31
 - - maxillary (Caldwell-Luc approach) 34.29
 - - sphenoid 34.43
 - - tract, skin and subcutaneous tissue 98.09
- skin 98.09
- skull, puncture 14.09
- soft tissue NEC 95.09
 - - hand 94.09
- spermatic cord 75.93
- sphenoidal sinus 34.43
- spinal (canal) (nerve root) 16.09
- spleen 53.2
- stomach (by incision) 55.0
 - - endoscopic - see Gastroscopy
- subcutaneous tissue 98.09
- subdiaphragmatic space 66.19
- superficial fossa 98.09
- tarsal tunnel 17.34
- tendon (sheath) 95.01
 - - hand 94.01
- testes 74.0
- thymus (field) (gland) 20.91
- thyroid (by incision) (field) (gland) 19.09
 - - postoperative 19.02
- trachea (by incision) 43.3
 - - endoscopic - see Tracheoscopy
- tunica vaginalis 73.0
- tympanum 32.09
 - - transstympanic route 32.23
- ureter (by incision) 68.2
 - - endoscopic 68.95
- urethra (by incision) 70.0
 - - endoscopic - see Urethroscopy
- uterus (corpus) 80.0
 - - cervix 81.95
 - - digital 80.82
 - - postpartal, manual 87.95
 - - vagina (by incision) 82.12
 - - endoscopic 01.36
- vas deferens 75.5
- vein 50.09
 - - abdominal 50.07
 - - head and neck NEC 50.02
 - - intracranial NEC 50.01
 - - lower limb 50.08
 - - thoracic NEC 50.05
 - - upper limb 50.03

Exploration - concluded

- vulva (by incision) 83.09

Exposure - see also Incision, by site

- tooth (for orthodontic treatment) 36.5

Expression

- placenta (Credé) 85.69

- trachoma follicles 24.1

Exsanguination

- transfusion 13.01

Extension

- buccolabial sulcus 36.91

- limb, forced 07.26

- lingual sulcus 36.91

- mandibular ridge 88.76

Exteriorization

- colon (sigmoid) 58.03

- esophageal pouch 54.13

- intestine 58.03

- - large 58.03

- - small 58.01

- maxillary sinus 34.9

- pilonidal cyst or sinus (open excision) (with partial closure) 98.14

Extirpation - see also Excision, by site

- anetrystom - see Aneurysmectomy

- arteriovenous fistula - see

Aneurysmectomy

- lacrimal sac 21.5

- larynx 42.3

- - with radical neck dissection (with concomitant thyroidectomy) (with concomitant tracheostomy) 42.4

- nerve, tooth (see also Therapy, root canal) 35.71

- varicose vein (lower limb)

(peripheral) 50.48

- - upper limb 50.43

Extracorporeal

- circulation (regional), except hepatic 51.61

- - hepatic 62.92

- - in open heart surgery 51.61

- hemodialysis 51.95

Extraction

- breech 84.51

- - partial 84.52

- - - with forceps to aftercoming head 84.61

- - total 84.53

- - - with forceps to aftercoming head 84.62

- cataract 27.69

- - aspiration (simple) (with irrigation) 27.3

Extraction - continued

- cataract - concluded

- - cryoextraction (intracapsular approach) 27.49

- - - temporal inferior route (in presence of fistulization bleb) 27.41

- - - curette evacuation (extracapsular approach) 27.2

- - - emulsification (and aspiration) 27.62

- - - erysipthake (intracapsular approach) 27.49

- - - temporal inferior route (in presence of fistulization bleb) 27.41

- - - extracapsular approach (with iridectomy) NEC 27.59

- - - by temporal inferior route (in presence of fistulization bleb) 27.51

- - - aspiration (simple) (with irrigation) 27.3

- - - curette evacuation 27.2

- - - emulsification (and aspiration) 27.62

- - - linear extraction 27.2

- - - mechanical fragmentation with aspiration 27.62

- - - phacoemulsification (ultrasonic) (with aspiration) 27.62

- - - phacofragmentation (mechanical) (with aspiration) 27.62

- - - ultrasonic 27.62

- - - primary membranous cataract (by

- - - dissection 27.3

- - - excision 27.69

- - - mechanical fragmentation 27.62

- - - needling 27.3

- - - phacofragmentation

(mechanical) 27.62

- - - rotoextraction (mechanical) with aspiration 27.62

- - - secondary membranous (after cataract) (by) (with) NEC 27.61

- - - corneoscleral section 27.61

- - - iridectomy 27.61

- common duct stones (percutaneous)

(through sinus tract) (with basket) 63.99

- dental NOS 35.09

- foreign body - see Removal, foreign body

- lens (eye) (see also Extraction, cataract) 27.69

- loose body in (knee) joint - see Arthrotomy

- Malstrom's 84.79

- - with episiotomy 84.71

- menstrual, menses 81.7

- milk from lactating breast (manusi)

(pump) 13.98

(continued)
of fistulization bleb) 27.41

- linear extraction (extracapsular approach)

- phacoemulsification (and aspiration) 27.62

- phacoemulsification (ultrasonic) (with aspiration) 27.62

- - ultrasonic 27.62

Extraction

concluded

- intra-capsular (with forceps) (with forceps with iridectomy) (with suction)

(with corneal) 27.49

- - by temporal inferior route (in presence

Extraction - concluded

- tooth (by forceps) (multiple) (single) NEC 35.09
- - with mucoperiosteal flap elevation 35.19
- - deciduous 35.01
- - surgical NEC (see also Removal, tooth, surgical) 35.19
- vacuum, fetus 84.79
- - with episiotomy 84.71
- vitreous (see also Removal, vitreous) 28.72

F

Face lifting 98.72

Facetectomy, spine 89.76

Facilitation, intraocular circulation

NEC 26.39

Failure

- forceps (trial) 85.3

Family therapy 08.45

Farabeuf operation 89.38

Fasanella-Servat operation

(blepharoptosis repair) 22.49

Fascia sling operation - see Operation, sling

Fascioplasty - see Fascioplasty

Fasciectomy 95.35

- for graft 95.33
- - hand 94.33
- hand 94.35
- - for graft 94.33
- palmar (release of Dupuytren's contracture) 94.35

Fasciodesis 95.79

- hand 94.88

Fascioplasty (see also Repair, fascia) 95.79

- hand (see also Repair, fascia, hand) 94.88

Fasciorrhaphy - see Suture, fascia

Fasciotomy (for division) 95.15

- Dupuytren's 94.13
- - with excision 94.36
- Dwyer 95.15
- hand 94.13
- Ober-Yount 95.15
- orbital (see also Orbitotomy) 29.09
- palmar (release of Dupuytren's contracture) 94.13
- - with excision 94.35
- three compartment 95.16

Fenestration

- aneurysm (dissecting), thoracic aorta 51.54
- aortic aneurysm 51.54
- cardiac valve 47.11

Fenestration - concluded

- chest wall 46.01
- ear
 - - horizontal canal 32.5
 - - inner (with graft) 32.5
 - - - revision 32.6
 - - oval window 32.5
 - - tympanic 31.54
- fractured egg shell 32.5
- intervertebral disc 92.31
- labyrinth (with graft) 32.5
- Lemper's (endaural) 32.5
- operation (aorta) 51.54
- oval window, ear canal 31.54
- palate 39.1
- pericardium 49.13
- semicircular canals (with graft) 32.5
- stapes foot plate (with vein graft) 31.19
- - with incus replacement 31.11
- transmeatal (ear) 32.5
- tympanic membrane 31.54
- vestibule (with graft) 32.5

Ferguson operation 65.01

Fetography 02.45

Fotoscopy 87.51

Fiberoscopy - see also Endoscopy, by site of stomach 01.14

Fibroidectomy, uterine 80.19

Fick operation 31.0

Filipuncture (aneurysm) (cerebral) 51.52

Filleting

- hammer toe 90.98
- pancreas 64.2

Filling, tooth (amalgam) (plastic) (silicate) 35.2

- root canal (see also Therapy, root canal) 35.71

Filtering procedure

- eye 26.29

Fimbriectomy (see also Salpingectomy, partial) 78.59

- Uchida (with tubal ligation) 78.42

Finger reading training 09.49

Finney operation 56.1

Fissurectomy

- anal 61.2
- - skin and subcutaneous tissue 61.04

Fistulectomy - see also Closure, fistula, by site

- abdominothoracic 46.73
- abdominouterine 81.52
- anus 61.12
- appendix 59.92
- bile duct 63.69
- biliary tract NEC 63.69
- bladder (transurethral approach) 69.73

Fistulectomy - continued

- bone (see also Excision, lesion, bone) 89.59
- branchial cleft 41.42
- bronchocutaneous 45.42
- bronchoesophageal 45.42
- bronchomediastinal 46.63
- bronchopleural 45.42
- bronchopleurocutaneous 46.63
- bronchopleuromediastinal 46.63
- bronchovisceral 45.42
- cervicisigmoidal 79.52
- cervicovesical 69.73
- cholecystogastroenteric 63.93
- colon 58.76
- cornea 25.39
- diaphragm 46.73
- duodenum 58.72
- enterouterine 81.52
- esophagopleurocutaneous 46.63
- esophagus NEC 54.74
- laryngeal tube 78.63
- gallbladder 63.93
- gastric NEC 56.53
- hepatic duct 63.69
- hepatopleural 46.63
- hepatopulmonary 46.63
- intestine
 - - large 58.76
 - - small NEC 58.74
- intestinouterine 81.52
- joint (see also Excision, lesion, joint) 92.59
- lacrimal
 - - gland 21.12
 - - sac 21.5
- laryngotracheal 43.52
- larynx 43.52
- mediastinocutaneous 46.63
- mouth NEC 39.42
- nasal 33.72
 - - sinus 34.61
- nasolabial 33.72
- nasopharyngeal 33.72
- oronasal 33.72
- oronasal 33.72
- pancreas 64.49
 - - distal 64.42
 - - proximal 64.41
- perineorectal 83.62
- perinensisigmoidal 83.62
- perirectal, not opening into rectum 60.93
- pharyngoesophageal 41.43
- pharynx NEC 41.43
- pleura 46.63
- rectolabial 83.62
- rectourethral 70.33
- rectouterine 81.52

Fistulectomy - concluded

- rectovaginal 82.62
- rectovesical 69.73
- rectovulvar 83.62
- rectum 60.63
- salivary (duct) (gland) 38.32
- scrotum 73.32
- skin 98.12
- stomach NEC 56.53
- subcutaneous tissue 98.12
- thoracoabdominal 46.73
- thoracogastric 46.73
- thoracointestinal 46.73
- thorax NEC 46.63
- trachea NEC 43.63
- tracheoesophageal 43.63
- ureter 68.84
- urethra 70.33
- urethrovaginal 70.33
- uteroenteric 81.52
- uterointestinal 81.52
- uterorectal 81.52
- uterovaginal 81.52
- vagina 82.62
- vesicosigmoidovaginal 69.73
- vocal cords 43.52
- vulvostomal 83.62

Fistulization

- surgical
 - - appendix 59.91
 - - cisterna chyli 52.52
 - - endolymphatic sac (for decompression) 32.79
 - - esophagus, external 54.11
 - - - cervical 54.12
 - - - specified technique NEC 54.19
 - - interatrial 47.42
 - - labyrinth (for decompression) 32.79
 - - lacrimal
 - - - sac
 - - - - into nasal cavity 21.71
 - - larynx 43.29
 - - lymphatic duct, left (thoracic) 52.52
 - - orbital 29.09
 - - peritoneal 66.93
 - - salivary gland 38.39
 - - sclera 26.29
 - - - by trephination 26.21
 - - - with iridectomy 26.23
 - - sinus, nasal NEC 34.9
 - - subarachnoid space 15.2
 - - thoracic duct 52.52
 - - trachea 43.29
 - - urethrovaginal 70.0
 - - ventricle, cerebral (see also Shunt, ventricular) 15.2

Fistulogram

- abdominal wall 02.53
- chest wall 02.26
- retroperitoneum 02.55

Fistulotomy

- anal 61.11

Fitting

- arch bars (orthodontic) 36.6
- - for immobilization (fracture) 07.55
- artificial limb 07.24
- contact lens 09.32
- denture (total) 13.97
- - bridge (fixed) 35.42
- - - removable 35.43
- - partial (fixed) 35.42
- - - removable 35.43
- hearing aid 09.47
- obturator (orthodontic) 36.6
- ocular prosthetics 09.34
- orthodontic
- - appliance 36.6
- - obturator 36.6
- - wiring 36.6
- orthotic device 07.23
- periodontal splint (orthodontic) 36.6
- prosthesis, prosthetic device
- - limb 07.24
- - ocular 09.34
- - penis (external) 76.94
- - spectacles 09.31

Five-in-one repair, knee 93.42

Fixation

- bone
- - external, without reduction 07.59
- - - with fracture-reduction - see Reduction, fracture
- - - cast immobilization NEC 07.53
- - - splint 07.54
- - - traction (skeletal) NEC 07.44
- - - - intermittent 07.43
- - internal (without fracture-reduction) 90.59
- - - with fracture-reduction - see Reduction, fracture
- - - carpal, metacarpal 90.53
- - - clavicle 90.50
- - - femur 90.54
- - - fibula 90.56
- - - humerus 90.51
- - - patella 90.55
- - - pelvic 90.58
- - - phalanges (foot) (hand) 90.58
- - - radius 90.52
- - - scapula 90.50
- - - specified site NEC 90.58
- - - tarsal, metatarsal 90.57
- - - thorax (ribs) (sternum) 90.50

Fixation - continued

- bone - concluded
- - internal - concluded
- - - tibia 90.56
- - - ulna 90.52
- - - unspecified site 90.59
- - - vertebrae 90.58
- breast (pendulous) 97.5
- cardinal ligaments 81.32
- duodenum 58.63
- - to abdominal wall 58.62
- external (without manipulation for reduction) 07.59
- - with fracture-reduction - see Reduction, fracture
- - cast immobilization NEC 07.53
- - pressure dressing 07.56
- - splint 07.54
- - traction (skeletal) NEC 07.44
- - - intermittent 07.43
- hip 93.69
- ileum 58.63
- - to abdominal wall 58.62
- internal
- - with fracture-reduction - see Reduction, fracture
- - without fracture-reduction - see Fixation, bone, internal
- intestine 58.61
- - large 58.65
- - - to abdominal wall 58.64
- - - small 58.63
- - - to abdominal wall 58.62
- - to abdominal wall 58.61
- iris (hombé) 26.51
- jejunum 58.63
- - to abdominal wall 58.62
- joint - see Arthroplasty
- kidney 67.6
- ligament
- - cardinal 81.32
- - palpebrae 22.49
- - uterus 81.32
- omentum 66.66
- parametrial 81.32
- rectum (sling) 60.66
- spine, with fusion (see also Fusion, spinal) 93.09
- spleen 53.53
- stapes 31.3
- tendon 95.77
- - hand 94.86
- testis in scrotum 74.4
- tongue 37.49
- urethrovaginal (to Cooper's ligament) 82.64

Fixation - concluded

- uterus (abdominal) (vaginal) (ventrofixation) 81.32
- vagina 82.64

Flap

- advancement 98.53
- bone, cranial 15.03
- conjunctival 24.35
- cross finger 98.54
- cross leg 98.55
- dental
 - - - in extraction 35.19
- double pedicled
 - - hand 98.54
 - - lip or external mouth 98.63
 - - specified site NEC 98.55
- osteoplastic (cranial) 15.03
- pocket, hand 98.54
- skin - see Graft, skin

Flooding (psychologic desensitization) 08.43

Flowmetry, Doppler (ultrasonic) - see also

- Ultrasonography
- aortic arch 02.83
- head and neck 02.81
- heart 02.82
- thorax NEC 02.83

Fluoroscopy - see Radiography

Fog therapy (respiratory) 13.64

Folding

- ocular muscles 23.4

Foley operation 67.79

Foraminotomy (spinal) 16.09

Forced

- extension
- - limb 07.26

Forceps delivery - see Delivery, forceps

Formation

- adhesions
 - - pericardium 48.3
 - - pleura 46.5
- anus, artificial (see also Colostomy) 58.13
- - duodenostomy 58.39
- - ileostomy (see also Illeostomy) 58.23
- - jejunostomy 58.39
- arteriovenous fistula for kidney dialysis (peripheral) (shunt) 51.27
 - - external cannula 51.93
- bone flap, cranial 15.03
- colostomy (see also Colostomy) 58.13
- conduit
 - - ileal (urinary) 68.41
 - - left ventricle and aorta 47.93
 - - right ventricle and pulmonary (distal) artery 47.92
 - - - in repair of
 - - - - pulmonary artery atresia 47.92
 - - - - transposition of great vessels 47.92

Formation - concluded

- conduit - concluded
 - - right ventricle and pulmonary - concluded
 - - - in repair of - concluded
 - - - - truncus arteriosus 47.83
- Esula
 - - arteriovenous for kidney dialysis (peripheral shunt) 51.27
 - - - external cannula 51.93
 - - cutaneousperitoneal 66.93
 - - mucous (see also Colostomy) 58.13
 - - rectovaginal 60.99
 - - tubulovaginal (Beck-Jianu) (Frank's) (Janeway) (Spivack's) (Ssahanejew-Frank) (Stamm-Kader) 55.2
 - - urethrovaginal 70.3
- ileal
 - - bladder
 - - - closed 68.41
 - - - open 68.41
 - - conduit 68.41
 - - interatrial fistula 47.43
 - - mucous fistula (see also Colostomy) 58.13
 - - pericardial
 - - - baffle, interatrial 47.91
 - - - window 49.13
 - - pleural window (for drainage) 46.09
 - - pupil 26.69
 - - - by iridectomy 26.53
 - - rectovaginal fistula 60.99
 - - reversed gastric tube (intrathoracic) (retrosteral) 54.47
 - - - antesternal or antothoracic 54.57
 - - septal defect, interatrial 47.43
 - - shunt - see also Shunt
 - - - abdominalveinous 66.94
 - - - JeVeon 66.94
 - - - peritoneojugular 66.94
 - - - peritoneo-vascular 66.94
 - - subcutaneous tunnel for esophageal anastomosis 54.77
 - - - with anastomosis - see Anastomosis, esophagus, antesternal
 - syndactyly (finger) (toe) 98.79
 - tubulovaginal fistula (Beck-Jianu) (Frank's) (Janeway) (Spivack's) (Ssahanejew-Frank) (Stamm-Kader) 55.2
 - uretero-ileostomy, cutaneous 68.41
 - ureterostomy, cutaneous 68.57
 - - ileal 68.41
 - urethrovaginal fistula 70.0
 - window
 - - pericardial 49.13
 - - pleural (for drainage) 46.09

Fothergill-Donald operation 81.32

Fowler operation - see Operation

Fox operation 23.38

Fracture

- surgical (see also Osteoclasts) 90.79
- - turbinates (nasal) 33.52

Fracture-displacement, lateral

- turbinates (nasal) 33.52

Fragmentation

- mechanical
 - - cataract (with aspiration) 27.62
 - - secondary membrane (after cataract) 27.62
- ultrasonic
 - - cataract (with aspiration) 27.62
 - - stones, urinary 71.96

Franco operation 69.13

Frank operation 55.2

Frazier - Spiller operation 17.03

Fredet-Ramstedt operation 55.3

Freeing

- adhesions
 - - abdominal 66.4
 - - appendiceal 66.4
 - - artery-vein-nerve bundle 51.91
 - - atrium 49.12
 - - biliary tract 66.4
 - - bladder (neck) (intraluminal) 69.99
 - - - by incision 69.12
 - - - external 66.4
 - - - transurethral 69.21
 - - blood vessels 51.91
 - - bone - see category 90.9
 - - brain NOS 15.91
 - - bursa 95.91
 - - - by stretching or manipulation 07.28
 - - - hand 94.91
 - - cartilage of joint 07.27
 - - chest wall 45.3
 - - choanae (nasopharynx) 41.44
 - - conjunctiva 24.4
 - - corneovitreal 26.64
 - - cortical (brain) 15.91
 - - ear
 - - - middle 32.23
 - - endocardium 49.12
 - - eustachian tube 32.97
 - - extraocular muscle 23.5
 - - extrauterine 66.4
 - - eyelid 22.09
 - - - and conjunctiva 24.4
 - - eye muscle 23.5
 - - fallopian tube 77.7
 - - fascia 95.91
 - - - by stretching or manipulation 07.28
 - - - hand 94.91
 - - - - by stretching or manipulation 07.27
 - - gallbladder 66.4

Freeing - continued

- adhesions - continued
 - - ganglion (peripheral) NEC 17.39
 - - - cranial NEC 17.32
 - - - hand 94.91
 - - - by stretching or manipulation 07.27
 - - heart 49.11
 - - intestines 66.4
 - - intracranial 15.91
 - - iris (anterior) 26.62
 - - - posterior 26.63
 - - joint (capsule) (structure) (see also Division, joint capsule) 92.29
 - - kidney 71.03
 - - labia (vulva) 83.01
 - - larynx 43.92
 - - liver 66.4
 - - lung 45.3
 - - - for collapse 45.29
 - - mediastinum 45.3
 - - meninges (spinal) 16.5
 - - - cortical 15.91
 - - middle ear 32.23
 - - muscle 95.91
 - - - by stretching or manipulation 07.28
 - - - extraocular 23.5
 - - - hand 94.91
 - - - - by stretching or manipulation 07.27
 - - nasopharynx 41.44
 - - nerve (peripheral) NEC 17.39
 - - - cranial NEC 17.32
 - - - roots, spinal 16.5
 - - - trigeminal 17.32
 - - nose, nasal 33.91
 - - ocular muscle 23.5
 - - orbit (eye socket) 29.92
 - - ovary 77.7
 - - pelvic 66.4
 - - penile 76.93
 - - pericardium 49.13
 - - perineal (female) 83.01
 - - peripheral vessels 51.91
 - - perirectal 60.71
 - - perirenal 71.03
 - - peritoneum (pelvic) 66.4
 - - periureteral 71.03
 - - perivesical 71.11
 - - pharynx 41.44
 - - pleura 45.3
 - - - for collapse of lung 45.29
 - - rectum (intraluminal) 60.94
 - - spermatic cord 75.94
 - - spinal (cord) (meninges) (nerve roots) 16.5
 - - spleen 66.4

Freeing - concluded

- adhesions - concluded
- - tendon 95.91
- - - by stretching or manipulation 07.28
- - - hand 94.91
- - - - by stretching or manipulation 07.27
- - thorax 45.3
- - tongue 37.92
- - trachea 43.92
- - tubo-ovarian 77.7
- - ureter 71.03
- - - with freeing or repositioning of ureter 71.02
- - - intraluminal 68.81
- - urethra (intraluminal) 70.4
- - uterus 66.4
- - - intraluminal 80.11
- - - peritoneal 66.4
- - vagina (intraluminal) 82.13
- - ventricle (heart) 49.12
- - vessels 51.91
- - - peripheral 51.91
- - vitreous (posterior approach) 28.74
- - vulva (labial) 83.01
- anterior synechiae (with injection of air or liquid) 26.62
- artery-vein-nerve bundle 51.91
- extraocular muscle, entrapped 23.5
- goniosynechiae (with injection of air or liquid) 26.61
- intestinal segment for interposition 57.31
- - large 57.33
- - small 57.32
- posterior synechiae 26.63
- synechiae (posterior) 26.63
- - anterior (with injection of air or liquid) 26.62
- vascular bundle 51.91
- vessel 51.91

Freezing

- gastric 10.32

Frenckner operation 32.22

Frenectomy

- labial 39.31
- lingual 37.01
- lip 39.31
- maxillary 39.31
- tongue 37.01

Frenotomy

- buccal 39.91
- labial 39.91
- - with suture 39.91
- lingual 37.91
- tongue 37.91

Frenulomectomy - see Frenectomy

Frenulectomy - see Frenectomy

Frickman operation 60.65

Frommel operation 81.32

Fulguration - see also Electrocoagulation and Destruction, lesion, by site

- adenoid fossa 40.7
- anus 61.2
- bladder (transurethral) 69.29
- - by cystostomy 69.39
- - suprapubic 69.39
- choroid 28.51
- duodenum 57.11
- esophagus 54.21
- large intestine 57.21
- penis 76.1
- perineum
- - female 83.2
- prostate, transurethral 72.1
- rectum 60.21
- retina 28.51
- scrotum 73.2
- Skene's gland 83.2
- skin and subcutaneous tissue 83.12
- small intestine NEC 57.13
- - duodenum 57.11
- stomach 55.41
- subcutaneous tissue 96.12
- tonsillar fossa 40.7
- trachea 43.4
- urethra 71.3
- vulva 83.2

Function

- study - see also Study, note, table
- - gastric 03.39
- - muscle 07.08
- - - ocular 19.25
- - nasal 03.14
- - pulmonary - see categories 31.2-32.53
- - renal 06.03
- - thyroid 06.31
- - urethral sphincter 03.42

Function tests - see Test, function

Fundectomy

- uterine 80.2

Fundoplication - see operation (Nissen's) 65.71

- stomach 56.59

Funduscopy 01.31

Fundusectomy

- gastric 56.89
- uterine 80.2

Fusion

- anterior cervical 93.03
- bone (see also Osteoplasty) 90.49
- dorsolumbar 93.05
- - with Harrington rod 93.04
- - for pseudarthrosis 93.05

Fusion - concluded

- epiphyseal-diaphyseal (see also Arrest, bone growth) 90.29
- epiphysiodesis (see also Arrest, bone growth) 90.29
- joint (with bone graft) (see also Arthrodesis) 93.29
 - - ankle 93.11
 - - carporadial 93.25
 - - foot NEC 93.17
 - - hip 93.21
 - - interphalangeal, finger 93.28
 - - ischiofemoral 93.21
 - - metacarpocarpal 93.26
 - - metacarpophalangeal 93.27
 - - metatarsophalangeal 93.16
 - - midtarsal 93.14
 - - pantalar 93.11
 - - spinal (see also Fusion, spinal) 93.09
 - - subtalar 93.13
 - - tarsal joints NEC 93.17
 - - tarsometatarsal 93.15
 - - tibiotalar 93.11
 - - toe NEC 93.18
 - - lip to tongue 37.49
 - lumbosacral 93.07
 - - for pseudarthrosis 93.08
 - spinal (with graft) 93.09
 - - atlas-axis 93.01
 - - - for pseudarthrosis 93.08
 - - cervical NEC 93.02
 - - - for pseudarthrosis 93.08
 - - craniocervical 93.01
 - - - for pseudarthrosis 93.08
 - - dorsal (with Harrington rod) 93.03
 - - - for pseudarthrosis 93.08
 - - dorsolumbar 93.05
 - - - with Harrington rod 93.04
 - - - for pseudarthrosis 93.08
 - - lumbar 93.06
 - - - for pseudarthrosis 93.08
 - - lumbosacral 93.07
 - - - for pseudarthrosis 93.08
 - - specified site NEC 93.09
 - tongue (to lip) 37.49

G

Gait training 07.22

Galeoplasty 98.79

Galvanization 13.57

Games

- competitive 08.48
- organized 07.89

Ganglionectomy

- cervical
 - - sympathetic 18.12
- gasserian 17.06
- lumbar sympathetic 18.13
- nerve (cranial) (peripheral) NEC 17.07
 - - sympathetic 18.19
- sphenopalatine (Merkel's) 18.11
- sympathetic NEC 18.19
- tendon sheath (wrist) 94.21
 - - site other than hand 95.21
- trigeminal 17.06

Ganglionorrhaphy

- sympathetic 18.3

Gast operation 89.24

Garceau operation 95.65

Gardner operation 16.41

Gas endarterectomy 50.19

- abdominal 50.16
- aorta (arch) (ascending) (descending) 50.14
- coronary artery 48.0
- head and neck NEC 50.12
- intracranial NEC 50.11
- lower limb 50.18
- thoracic NEC 50.15
- upper limb 50.13

Gas therapy

- decompression chamber 13.67
- helium 13.68
- oxygen
 - - catalytic 13.66
 - - hyperbaric 13.65
 - - pump 13.66

Gastrectomy (partial) (subtotal) NEC 55.89

- with
 - - anastomosis (to) NEC 55.89
 - - - duodenum 55.6
 - - - esophagus 55.5
 - - - gastrogastic 55.89
 - - - jejunum 55.7
 - - - esophagogastrostomy 55.5
 - - gastroduodenostomy (bypass) 55.6
 - - gastroenterostomy (bypass) 55.7
 - - gastrogastronomy (bypass) 55.89
 - - gastrojejunostomy (bypass) 55.7
 - - jejunal transposition 55.81
- complete NEC 55.99
 - - with intestinal interposition 55.91
- distal 55.6
- Hofmeister 55.7
- Polya 55.7
- proximal 55.5
- radical NEC 55.99
 - - with intestinal interposition 55.91
- subtotal - see Gastrectomy, partial

- Gastrectomy** - concluded
 - total NEC 55.99
 - - with intestinal interposition 55.91
- Gastrocamera** 01.14
- Gastrocholecystostomy** 63.24
- Gastrocholedochostomy** 63.29
- Gastroduodenectomy** - see **Gastrectomy**
- Gastroduodenoscopy** 01.16
 - through stoma (artificial) 01.15
 - transabdominal (operative) 57.96
- Gastroduodenostomy** (bypass)
 - (Jaboulay's) 56.2
 - with partial gastrectomy 55.6
 - closure 56.4
 - without gastrectomy 56.2
- Gastroduodenotomy** 55.0
- Gastroenterostomy** (bypass) NEC 56.2
 - with partial gastrectomy 55.7
 - closure 56.4
 - revision 56.4
- Gastroesophagectomy** 55.99
- Gastroesophagoscopy** - see **Esophagogastrosocopy**
- Gastrogastrostomy** (bypass) 56.2
 - with partial gastrectomy 55.89
- Gastrojejunostomy** (bypass) 56.2
 - with partial gastrectomy 55.7
 - closure 56.4
- Gastrolisis** 66.4
- Gastropexy** 56.54
- Gastroplasty** NEC 56.59
 - for obesity 56.93
- Gastroplication** 56.59
- Gastropylorctomy** 55.6
- Gastrorrhaphy** 56.51
- Gastroscopy** 01.14
 - through existing stoma (artificial) (gastrostomy) 01.13
 - transabdominal (operative) 56.83
- Gastrostomy** (Brunschwig's) (decompression) (fine caliber tube) (Kader) (Stamm) (temporary) (tube) (Witzel) 55.1
 - Beck-Jianu 55.2
 - Frank's 55.2
 - Janeway 55.2
 - permanent 55.2
 - Spivack's 55.2
 - Ssabanjew-Frank 55.2
 - Stamm-Kader 55.2
- Gastrotomy** 55.0
- Gavage, gastric** 10.35
- Gelman operation** 95.75
- Genioplasty** (augmentation) (with graft)
 - (with implant) 88.74
 - reduction 88.73
- Gestalt therapy** 08.48
- Ghormley operation** 93.21
- Gifford operation** - see **Operation**
- Gil operation** - see **Operation**
- Gil-Stein operation** 93.25
- Gilliam operation** 81.32
- Gingivectomy** 36.21
- Gingivoplasty** (with bone graft) (with soft tissue graft) 36.1
- Girdlestone operation** - see **Operation**
- Girdlestone-Taylor operation** 95.65
- Glenn operation** 51.21
- Glenoplasty, shoulder** 93.83
 - with synthetic joint prosthesis 93.81
 - for recurrent dislocation 93.82
- Glomectomy**
 - carotid body 51.8
 - jugulare 32.79
 - tympanic body 51.8
- Glossectomy** (partial) (subtotal) 37.1
 - commando 37.2
 - complete 37.2
 - radical 37.3
 - total 37.2
- Glossopexy** 37.49
- Glossoplasty** NEC 37.49
- Glossorrhaphy** 37.41
- Glossotomy** NEC 37.93
 - for tongue tie 37.91
- Goebel-Frangenheim-Stoeckel operation** 71.4
- Gold inlay**
 - dental 35.3
- Goldner operation** 92.27
- Goldthwaite operation** - see **Operation**
- Gonadectomy**
 - ovary 77.2
 - testis 74.2
 - - bilateral 74.31
- Goniopuncture** 26.31
 - with goniotomy 26.33
- Gonioscopy** 01.31
- Goniospasis** 26.39
- Goniotomy** (Barkan's) 26.32
 - with goniopuncture 26.33
- Goodall-Power operation** 82.3
- Gordon-Taylor operation** 96.17
- Graber-Duvernay operation** 89.14
- Graft, grafting**
 - aneurysm 51.52
 - aponeurosis 95.74
 - - hand 94.74
 - artery, arterial (patch) 51.58
 - - with
 - - - excision or resection of vessel - see **Arteriotomy, with replacement**

Graft, grafting - continued

- artery, arterial - concluded
- - with - concluded
- - - synthetic patch (Dacron) (Teflon) 51.57
- - - tissue patch (autogenous) (homograft) (vein) 51.56
- arthroplasty - see Arthroplasty
- blood vessel (patch) 51.58
- - with
- - - excision or resection of vessel - see Angiectomy, with replacement
- - - synthetic patch (Dacron) (Teflon) 51.57
- - - tissue patch (autogenous) (homograft) (vein) 51.56
- bone (autogenous) (bone bank) (dual onlay) (heterogenous) (inlay) (massive onlay) (multiple) (osteoperiosteal) (peg) (subperiosteal) (with metallic fixation) 90.09
- - with
- - - arthrodesis - see Arthrodesis
- - - arthroplasty - see Arthroplasty
- - - excision
- - - - Intervertebral disc 92.31
- - - - gingivoplasty 36.1
- - - - lengthening - see Lengthening, bone
- - - - carpals, metacarpals 90.03
- - - - clavicle 90.00
- - - - cleft palate 39.52
- - - - cranial (pericranial) 15.03
- - - - facial NEC 88.97
- - - - - with total osteotomy 88.91
- - - - femur 90.04
- - - - fibula 90.06
- - - - for joint repair - see Arthrodesis, by site
- - - - humerus 90.01
- - - - joint - see Arthroplasty
- - - - mandible 88.76
- - - - - with total mandibulectomy 88.52
- - - - nose - see Graft, nose
- - - - patella 90.05
- - - - pelvic 90.08
- - - - pericranial 15.03
- - - - phalanges (foot) (hand) 90.08
- - - - radius 90.02
- - - - scapula 90.00
- - - - skull 15.03
- - - - specified site NEC 90.08
- - - - spine 90.08
- - - - - with fusion - see Fusion, spinal
- - - - tarsal, metatarsal 90.07
- - - - thorax (ribs) (sternum) 90.00
- - - - thumb (with transfer of skin flap) 94.69
- - - - tibia 90.06
- - - - ulna 90.02

Graft, grafting - continued

- bone - concluded
- - vertebrae 90.08
- - - with fusion - see Fusion, spinal
- breast (see also Mammoplasty) 97.79
- buccal sulcus 39.99
- cartilage (joint) - see also Arthroplasty
- - nose - see Graft, nose
- chest wall (mesh) (silastic) 46.69
- cleft palate 39.52
- conjunctiva (free) (mucosa) 24.34
- - for symblepharon repair 24.33
- cornea (see also Keratoplasty) 25.51
- dermal fat 98.49
- dura 15.12
- ear
- - auricle 30.69
- - external auditory meatus 30.5
- - inner 32.5
- - middle (skin) (vein) 31.4
- - - pedicle preparation 98.52
- - - pinna 30.69
- epicardial 48.3
- epidermal - see Graft, skin
- esophagus NEC 54.78
- - with interposition (intrathoracic) NEC 54.47
- - - antesternal or antethoracic NEC 54.57
- - - - colon (intrathoracic) 54.45
- - - - antesternal or antethoracic 54.55
- - - - small bowel (intrathoracic) 54.43
- - - - antesternal or antethoracic 54.53
- eyebrow (see also Reconstruction, eyelid, with graft) 22.69
- eyelid (see also Reconstruction, eyelid, with graft) 22.69
- - free mucous membrane 22.61
- eye socket (bone) (cartilage) (skin) 29.7
- fallopian tube 78.69
- fascia 95.74
- - with hernia repair - see Repair, hernia
- - eyelid 22.42
- - hand 94.74
- - tarsal cartilage 22.69
- fat pad NEC 98.79
- - with skin graft - see Graft, skin, full-thickness
- flap (advanced) (rotating) (sliding) - see also Graft, skin, pedicle
- - conjunctival (bridge) (partial) (total) 24.35
- - tarsoconjunctival 22.64
- gum 36.1
- hair-bearing skin 98.75

Graft, grafting - continued

- hand
 - - fascia 94.74
 - - free skin 98.43
 - - full thickness 98.42
 - - muscle 94.73
 - - pedicle (flap) 98.54
 - - tendon 94.72
- hare lip - see Graft, skin, by type, lip
- heart
 - - revascularization 48.3
- hernia - see Repair, hernia, by site, with prosthesis or graft
- intestinal segment to esophagus (intrathoracic) 54.43
 - - antesternal or antethoracic 54.57
- joint - see Arthroplasty
- larynx 43.59
- lip 98.62
 - - full-thickness 98.61
- lymphatic structure(s) (channel) (node) (vessel) 53.9
- mediastinal fat to myocardium 48.3
- meninges
 - - cerebral 15.12
 - - spinal 16.49
- mouth (internal) 39.49
 - - external 98.62
 - - - full-thickness 98.61
- mucosal
 - - buccal 39.49
 - - conjunctiva 24.31
 - - to eyelid 22.61
 - - tongue 37.49
- muscle 95.73
 - - band 94.73
 - - ocular 23.92
- myocardium, for revascularization 48.3
- nasolabial flaps 33.76
- nerve (cranial) (peripheral) 17.4
- nipple 97.76
- nose 33.79
 - - with
 - - - augmentation 33.74
 - - - rhinoplasty - see Rhinoplasty
 - - - total reconstruction 33.74
 - - septum 33.76
 - - tip 33.76
- omentum 66.66
 - - to myocardium 48.3
- orbit (bone) (cartilage) (skin) 29.7
- outflow tract (patch) (pulmonary valve) 47.29
 - - in total repair of tetralogy of Fallot 47.81
- ovary 77.92

Graft, grafting - continued

- palate 39.59
 - - for cleft palate repair 39.52
- pectoral muscle to myocardium 48.3
- pedicle - see Graft, skin, pedicle
- penis (tribe) (skin) 76.34
- perineal - see Graft, bone
- pigskin 98.45
- pinch - see Graft, skin, free
- pinna 30.69
- pocket - see Graft, skin, pedicle
- porcine 98.45
- postauricular (Wolff) 30.69
- razor - see Graft, skin, free
- rope - see Graft, skin, pedicle
- saphenous vein in aortocoronary bypass - see Bypass, aortocoronary
- sclera NOS 26.79
- scrotum 73.39
- skin (partial-thickness) (split-thickness) 98.49
 - - amniotic membrane 98.46
 - - auditory meatus (ear) 30.5
 - - dermal fat 98.49
 - - - for breast augmentation 97.49
- ear
 - - auditory meatus 30.5
 - - pinna 30.69
 - - postauricular 30.69
- eyelid 22.69
 - - flap - see Graft, skin, pedicle
 - - free (autogenous) 98.41
 - - - hand 98.43
 - - - lip 98.62
 - - - specified site NEC 98.49
 - - - thumb 98.43
 - - - - for
 - - - - pollicization 94.61
 - - - - reconstruction NEC 94.69
- - full-thickness 98.44
 - - - breast 97.73
 - - - hand 98.42
 - - - lip 98.61
- - hair-bearing 98.75
 - - - eyelid or eyebrow 22.69
- - hand 98.43
 - - - full-thickness 98.42
 - - - pedicle 98.54
- - heterograft 98.45
- - homograft 98.46
- - island flap 98.51
- - lip 98.62
 - - - cleft 98.62
- - mouth
 - - - external 98.62
 - - - internal 39.49

Graft, grafting - continued
- skin - concluded
- - mucous membrane 98.49
- - - eyelid 22.61
- - nose - see Graft, nose
- - pedicle (flap) (tube) 98.51
- - - advancement 98.53
- - - attachment to site (advanced)
 (double) (rotating) (sliding) 98.55
- - - - hand (cross finger) (double)
 (pocket) 98.54
- - - - lip 98.63
- - - - mouth, external 98.63
- - - - thumb 98.54
- - - - - for
- - - - - - pollicization 94.61
- - - - - - reconstruction NEC 94.69
- - - breast 97.74
- - - defatting 98.56
- - - delayed 98.53
- - - design and raising 98.52
- - - elevation 98.53
- - - preparation of (cutting) 98.52
- - - revision 98.56
- - - sculpturing 98.52
- - - transection 98.52
- - - transfer 98.55
- - - trimming 98.52
- - penis 76.39
- - postauricular 30.69
- - rotation flap 98.51
- - scrotum 73.39
- - specified site NEC 98.49
- - - full thickness 98.44
- - skull (bone) 15.03
- - tarsal cartilage 22.69
- - temporalis muscle to orbit 29.7
- - with exenteration of orbit 29.41
- - tendon 95.72
- - for joint repair - see Arthroplasty
- - hand 94.72
- - testis 74.59
- - thumb (for reconstruction) NEC 94.69
- - tongue (mucosal) (skin) 37.49
- - trachea 43.69
- - (tubular (tube) - see Graft, skin, pedicle
- - tunnel - see Graft, skin, pedicle
- - tympanum (see also Tympanoplasty) 31.4
- - ureter 68.89
- - vagina 82.69
- - vein (patch) 51.58
- - with
- - - excision or resection of vessel - see
 Phlebectomy, with replacement
- - - synthetic patch (Dacron)
 (Teflon) 51.57

Graft, grafting - concluded
- vein - concluded
- - with - concluded
- - - tissue patch (autogenous)
 (homograft) (vein) 51.56
- - vermilion border 98.62
Grattage
- conjunctiva 24.22
Green operation 90.40
Grice operation 93.13
Grip
- strength 07.04
Gritti-Stokes operation 96.15
Gross operation - see Operation
Group
- therapy 08.44
Guildford's operation 31.19
Guttering, bone (see also Excision, lesion,
bone) 89.59
Guyon operation 96.14

H

Hagner operation 75.92
Halo traction - see Traction, halo device,
skull
Halsted operation - see Repair, hernia,
inguinal
Halving procedure
- eyelid 22.12
Hampton operation 57.82
Hanging hip operation 95.14
Harelip operation NEC (see also specific
procedure) 98.69
Harrington's operation 93.04
Harris operation 91.14
Harrison-Richardson operation 82.64
Hartmann operation 60.55
Hauser operation - see Operation
Heaney operation 80.4
Hearing aid
- battery replacement 09.47
Hearing test 03.13
- clinical NEC 09.42
Heart
- massage 13.73
- - external 13.73
- - open 49.91
- rate
- - learned control 08.48
Heart-lung
- artificial 51.61
Heat, heating
- general (of body) 07.35
- hot packs 07.35
- local 07.35

- Heat, heating** - concluded
- radiant 07.35
- Hegar operation** 83.69
- Heine operation** 26.35
- Heineke-Mikulicz operation** 56.1
- Heller operation** 54.6
- Hellstrom operation** 51.55
- Hemicolectomy**
- left 57.55
- right (extended) 57.53
- Hemicorporectomy** 96.17
- Hemicystectomy** 69.4
- Hemigastrectomy** - see Gastrectomy
- Hemiglossectomy** 37.1
- Hemilaminectomy (decompression)**
(exploration) 16.09
- Hemilaryngectomy (anterior) (lateral)**
(vertical) 42.1
- Hemimandibulectomy** 88.51
- Heminastectomy (radical)** 97.28
- Hemimaxillectomy (with bone graft) (with prosthesis)** 88.4
- Heminephrectomy** 67.3
- Hemipelvectomy** 96.17
- Hemispherectomy (cerebral)** 14.42
- Hemithyroidectomy (with removal of isthmus) (with removal of portion of remaining lobe)** 19.1
- Hemodialysis (extracorporeal)** 51.95
- Hemorrhage control** - see Control, hemorrhage
- Hemorrhoidectomy** 61.36
- by
- - cautery, cauterization 61.33
- - crushing 61.35
- - cryotherapy, cryosurgery 61.34
- - excision 61.36
- - injection 61.32
- - ligation 61.35
- Hemostasis** - see Control, hemorrhage
- Henley operation** 55.81
- Hepatotomy (complete) (total)** 62.3
- partial or subtotal 62.12
- Hepatic assistance**
- extracorporeal 62.92
- Hepatocholedochostomy** 63.27
- Hepatocystoduodenostomy** 63.27
- Hepatocodochotomy** 63.49
- Hepaticoduodenostomy** 63.27
- Hepaticojejunostomy** 63.27
- Hepaticolithectomy** 63.39
- Hepaticolithotomy** 63.39
- Hepaticostomy** 63.49
- Hepaticotomy** 63.49
- Hepatocholelancystoduodenostomy**
63.27
- Hepatocholedochostomy** 63.33
- Hepatocholeduodenostomy** 63.27
- Hepatoduodenostomy** 62.52
- Hepatogastrostomy** 62.52
- Hepatojejunostomy** 62.52
- Hepaticolithectomy** 62.0
- Hepaticolithotomy**
- hepatic duct 63.39
- liver 62.0
- Hepatopexy** 62.59
- Hepatoplasty** 62.59
- Hepatopneumopexy** 62.59
- Hepatorrhaphy** 62.51
- Hepatosomy (external) (internal)** 62.52
- Hepatotomy (with packing)** 62.0
- Hernioplasty** - see Repair, hernia
- Herniorrhaphy** - see Repair, hernia
- Herniotomy** - see Repair, hernia
- Heterograft** - see Graft
- Heterotransplant, heterotransplantation** - see Transplant
- Hey operation** 96.12
- Hey-Groves operation** 93.45
- Heyman operation** 95.75
- Heyman-Herndon (Strong) operation** 92.27
- Hibbs operation** 93.06
- Higgins operation** - see Repair, hernia, femoral
- High forceps delivery** 84.39
- with episiotomy 84.31
- Hill-Allison operation** 65.8
- Hinging**
- mitral valve 47.12
- His bundle recording** 49.98
- Hitchcock operation** 95.77
- Hoffman operation** 89.77
- Hofmeister operation** 55.7
- Hoke operation** - see Operation
- Holth operation** - see Operation
- Homan operation** 52.9
- Homograft** - see Graft
- Homotransplant, homotransplantation** - see Transplant
- Hosiery, elastic** 07.59
- Hot packs** 07.35
- Hough's operation** 31.19
- House's operation** 31.19
- Hutch operation** 68.72
- Hybinette-Eden operation** 90.00
- Hydrocelectomy** 73.1
- Andrews 73.1
- canal of Nuck (female) 81.29
- - male 75.0
- round ligament 81.29
- spermatic cord 75.0

Hydrocelectomy - concluded
 - tunica vaginalis 73.1
Hydrotherapy NEC 07.33
 - assisted exercise in pool 07.31
 - whirlpool 07.32
Hymenectomy 82.21
Hymenoplasty 82.69
Hymenorrhaphy 82.63
Hymenotomy 82.11
Hyperalimentation (parenteral) 13.59
Hyperbaric oxygenation 13.65
 - wound 07.59
Hyperextension
 - joint 07.26
Hyperthermia 07.35
Hypnodrama, psychiatric 08.41
Hypnosis (psychotherapeutic) 08.41
 - for anesthesia - omit code
 - for therapy 08.41
Hypnotherapy 08.41
Hypophysectomy (complete)(total) 20.57
 - partial or subtotal 20.53
 - - transfrontal approach 20.51
 - - transsphenoidal approach 20.52
 - specified approach NEC 20.56
 - transfrontal approach (complete)(total) 20.54
 - - partial 20.51
 - transsphenoidal approach (complete)(total) 20.55
 - - partial 20.52
Hypothermia (cebral)(local) 13.81
 - gastric (cooling) 10.31
 - - freezing 10.32
 - systemic (in open heart surgery) 31.62
Hypotympanotomy 32.23
Hysterectomy (abdominal) (complete)(extended)(total) 80.3
 - for termination of pregnancy 86.42
 - modified radical 80.5
 - partial (supracervical)(supravaginal) 80.2
 - radical (modified) 80.5
 - subtotal 80.2
 - supracervical 80.2
 - supravaginal 80.2
 - vaginal approach (partial)(subtotal) 80.4
 - - radical 80.6
 - - total (complete) 80.4
 - Wertheim's 80.5
Hysterocolpectomy (radical)(vaginal) 80.6
 - abdominal 80.5
Hysterogram NEC 02.46
 - percutaneous 80.86
Hysterolysis 66.4
Hysteromyomectomy 80.19
Hysteropexy 81.32

Hysteroplasty 81.59
 - postpartum 87.71
Hysterorrhaphy 81.51
 - following delivery or abortion 87.71
Hysterosalpingography
 - gas (contrast) 80.84
 - opaque dye (contrast) 80.85
Hysterosalpingostomy 78.64
Hysteroscopy 80.81
Hysterotomy (with removal of foreign body)(with removal of hydatidiform mole) 80.0
 - cesarean 86.9
 - for intrauterine transfusion 87.4
 - for termination of pregnancy 86.41
 - obstetrical 86.9
 - - for termination of pregnancy 86.41
Hysterotrachelectomy 79.3
Hysterotracheloplasty 81.59
Hysterotrachelorrhaphy 81.51
Hysterotrachelotomy 80.0

I

ICCE (intracapsular cataract extraction) 27.49
Ileal
 - bladder
 - - closed 69.6
 - - open (ileo:cecostomy) 68.41
 - conduit (ileoureterostomy) 68.41
Ileectomy 57.42
Ileocecostomy 57.83
Ileocollectomy 57.53
Ileocolostomy 57.53
Ileocolotomy 57.01
Ileocystoplasty (dissected segment)(anastomosis)(open loop) 59.5
Ileoduodenotomy 57.02
Ileectomy (partial) 57.42
 - with colectomy 57.52
Ileointerostomy 58.99
Ileoesophagostomy 54.44
Ileostomy 57.7
 - proximal to distal segment 57.42
Ileopopogram 02.43
Ileopancreatostomy 60.7
Ileopexy 58.62
Ileoproctostomy 57.85
Ileorectostomy 57.82
Ileorrhaphy 58.72
Ileoscopy 01.15
 - operative 57.96
 - transabdominal (operative) 57.96
 - via stoma 51.25

Ileosigmoidostomy 57.83

Ileostomy 58.21

- closure 58.52
- continent (permanent) 58.23
- Creile-Turnbull 58.21
- delayed opening 58.24
- Hendon (temporary) 58.22
- loop 58.01
- Paul (temporary) 58.22
- permanent 58.23
- repair 58.41
- revision 58.41
- tangential (temporary) 58.22
- temporary 58.22
- transplantation to new site 58.21
- tube (temporary) 58.22
- ureteral
 - - external 68.41
 - - internal 68.62

Ileostomy 57.03

Ileotransversostomy 57.83

Ileoureterostomy (Bricker's) (ileal bladder) 68.41

Imaging, Rathke's pouch 06.11

Imbrication

- scleral - see Buckling, sclera

Immobilization (by)

- with fracture-reduction - see Reduction, fracture
- bandage 07.59
- bone 07.53
- cast NEC 07.53
- " with reduction of fracture or dislocation - see Reduction, fracture, and Reduction, dislocation
- device NEC 07.59
- pressure dressing 07.56
- splint (plaster) (tray) 07.54
- " with reduction of fracture or dislocation - see Reduction, fracture, and Reduction, dislocation
- wound 07.59

Immunization - see also Vaccination

- allergy 13.42
- autoimmune disease 13.43
- BCG 13.13
- brucellosis 13.33
- cholera 13.11
- diphtheria 13.16
- diphtheria-tetanus-pertussis 13.19
- DTP 13.19
- DTP and polio 13.34
- DTP and TAR 13.34
- epidemic parotitis 13.27
- German measles 13.28

Immunization - concluded

- Haemophilus influenzae 13.32
- influenza 13.32
- measles 13.26
- measles-mumps-rubella 13.29
- meningococcal 13.33
- MMR 13.29
- mumps 13.27
- pertussis 13.17
- plague 13.14
- poliomyelitis 13.21
- rabies 13.24
- rubella 13.28
- salmonella 13.33
- smallpox 13.22
- staphylococcus 13.33
- TAB 13.12
- TAB and cholera 13.34
- TAB and DTP 13.34
- tetanus 13.18
- triple varicella 13.29
- tuberculosis 13.13
- tularemia 13.15
- typhoid-paratyphoid 13.12
- typhus 13.33
- viral NEC 13.33
- whooping cough 13.17
- yellow fever 13.23

Impacted tooth

- removal 35.19

Implant, implantation

- acrylic
 - - cornea 25.63
 - - lens 27.71
 - - nasal septum 33.73
 - - artery
 - - aortic branches to heart muscle 48.2
 - - mammary to ventricular wall (Vineberg) 48.2
- baffle, atrial or interatrial 47.91
- biliary fistulous tract into stomach or intestine 63.29
- blood vessels to myocardium 48.2
- breast (bilateral) (for augmentation) 97.44
- - unilateral 97.43
- chest wall (mesh) (silastic) 46.69
- chin (polyethylene) (silastic) 88.74
- cochlear (electrode) 32.95
- cornea 25.63
- custodial eye 28.2
- dental (endosseous) (prosthetic) 35.6
- diaphragmatic pacemaker 46.75
- electrode(s)
 - - brain 15.93
 - - cardiac (see also Implant, pacemaker, cardiac) 49.71

Implant, implantation - continued

- electrode(s) - concluded
- - heart (see also Implant, pacemaker, cardiac) 49.71
- - intracranial 15.93
- - peripheral nerve 17.92
- - spine 16.93
- electroencephalographic receiver
 - - brain 15.93
 - - intracranial 15.93
- electronic stimulator
 - - anus (subcutaneous) 61.92
 - - bladder 62.96
 - - brain 15.93
 - - cardiac (see also Implant, pacemaker, cardiac) 49.71
 - - carotid sinus 51.8
 - - cochlear 32.95
 - - heart (see also Implant, pacemaker, cardiac) 49.71
 - - intracranial 15.93
 - - peripheral nerve 17.92
 - - skeletal muscle 95.97
 - - spine 16.93
 - - ureter 68.92
- electrostimulator - see Implant, electronic stimulator, by site
- endosseous
 - - dental 35.6
- epicardial electrodes 49.72
- epikeratoprosthesis 25.63
- estradiol (pellet) 13.53
- eye (low type) 29.53
 - - integrated 29.31
- facial bone, synthetic (alloplastic) 88.98
- fallopian tube 78.63
 - - into uterus 78.64
 - - prosthesis (Mulligan hood) (silastic tube) (stent) 78.93
- fibrosis-producing irritants
 - - cervix 79.4
- for retinal reattachment 28.49
- half-heart 49.62
- hearing aid, electromagnetic 32.95
- heart
 - - artificial 49.62
 - - assist system NEC 49.62
 - - auxiliary ventricle 49.62
 - - pacemaker (see also Implant, pacemaker, cardiac) 49.71
 - - valve(s)
 - - - prosthesis or synthetic device (partial) (synthetic) (total) 47.21
 - - - - aortic 47.23
 - - - - mitral 47.23
 - - - - pulmonary 47.29
 - - - - tricuspid 47.27

Implant, implantation - continued

- heart - concluded
- - valve(s) - concluded
 - - - tissue graft 47.21
 - - - aortic 47.24
 - - - mitral 47.22
 - - - pulmonary 47.28
 - - - tricuspid 47.26
- inert material
 - - breast (for augmentation) (bilateral) 97.44
 - - - by injection 97.42
 - - - unilateral 97.43
 - - - by injection 97.41
 - - larynx 43.0
 - - nose 33.73
 - - orbit (eye socket) 29.56
 - - - reinsertion 29.62
 - - scleral shell (cup) (with evisceration of eyeball) 29.21
 - - - reinsertion 29.55
 - - Tenon's capsule (with enucleation of eyeball) 29.32
 - - - with attachment of muscles 29.31
 - - - reinsertion 29.55
 - - urethra 71.7
 - - vocal cord(s) 43.0
- joint (prosthesis) (silastic) (Swanson type) NEC 93.96
 - - elbow 93.84
 - - finger 93.71
 - - hand 93.71
 - - hip (partial) 93.69
 - - - total 93.59
 - - - with use of methyl methacrylate 93.51
 - - knee 93.41
 - - shoulder 93.81
 - - toe 93.31
 - - wrist 93.86
- kidney
 - - artificial (mechanical) 67.97
- laryngeal plate 43.59
- larynx 43.0
- mammary artery
 - - into
 - - - heart muscle 48.2
 - - - myocardium 48.2
 - - - ventricle (Vineberg) (wall) 48.2
 - - - to coronary artery (single vessel) 48.16
 - - - double vessel 48.17
- Mulligan hood, fallopian tube 78.93
- nerve (peripheral) 17.69
- neuropacemaker
 - - brain 15.93
 - - intracranial 15.93
 - - peripheral nerve 17.92
 - - spine 16.93

Implant, implantation - continued

- neurostimulator
- - brain 15.93
- - intracranial 15.93
- - peripheral nerve 17.92
- - spine 16.93
- nose 33.73
- ocular 29.53
- - reinsertion 29.55
- Ommaya reservoir 15.2
- orbital ~~29.53~~ 29.56
- - reinsertion 29.62
- outflow tract prosthesis (heart) (gusset type)
- - in
- - - pulmonary valvuloplasty 47.29
- - - total repair of tetralogy of Fallot 47.81
- ovary into uterine cavity 77.62
- pacemaker
- - brain 15.93
- - - cardiac (temporary) 49.71
- - - - endocardium 49.73
- - - - epicardium (permanent) (sternotomy or thoracotomy approach) 49.72
- - - - myocardium (permanent) (sternotomy or thoracotomy approach) 49.72
- - - - transvenous route (permanent) NEC 49.73
- - carotid sinus 51.8
- - diaphragm 46.75
- - intracranial 15.93
- - neural
- - - brain 15.93
- - - intracranial 15.93
- - - peripheral nerve 17.92
- - - spine 16.93
- - peripheral nerve 17.92
- - spine 16.93
- pancreas (duct) 64.7
- premaxilla 88.74
- progesterone (subdermal) 13.53
- prosthesis, prosthetic device
- - acetabulum (Aufranc-Turner) 93.64
- - - with use of methyl methacrylate 93.63
- - arm (bioelectric) (kineplastic) (kineplastic) 96.41
- - breast (Cronin) (Dow-Corning) (Perras-Papillon) (bilateral) 97.44
- - - unilateral 97.43
- - extremity (bioelectric) (kineplastic) (kineplastic) 96.49
- - - lower 96.42
- - - upper 96.41

Implant, implantation - continued

- prosthesis, prosthetic device - concluded
- - fallopian tube (Mulligan hood) (stent) 78.93
- - femoral head (Austin-Moore) (Eicher) (Thompson) 93.62
- - - with use of methyl methacrylate 93.61
- - joint (Swanson type) NEC 93.96
- - - ankle 93.48
- - - elbow 93.84
- - - finger 93.71
- - - hand 93.71
- - - hip (partial) 93.69
- - - - total 93.59
- - - - with use of methyl methacrylate 93.51
- - - knee 93.41
- - - shoulder 93.81
- - - toe 93.31
- - - wrist 93.86
- - leg (bioelectric) (kineplastic) (kineplastic) 96.42
- - outflow tract (heart) (gusset type)
- - - in
- - - - pulmonary valvuloplasty 47.29
- - - - total repair of tetralogy of Fallot 47.81
- - penis (internal) (permanent) (silastic) 76.95
- - testicular (bilateral) (unilateral) 74.6
- - pulsation balloon (phase shift) 49.61
- - pulse generator - see Implant, pacemaker
- - radioactive element 06.34
- - radium (radon) 06.34
- - retinal attachment 28.2
- - - with buckling 28.2
- - Rickham reservoir 15.2
- - sclera
- - - with buckling 28.2
- - silicone
- - - breast (bilateral) 97.44
- - - unilateral 97.43
- - - skin (for filling of defect) 98.01
- - - for augmentation NEC 98.79
- - stimceiver
- - - brain 15.93
- - - intracranial 15.93
- - - peripheral nerve 17.92
- - - spine 16.93
- - subperiosteal
- - - dental 35.6
- - Swanson prosthesis (joint) (silastic) NEC 93.96
- - - finger 93.71
- - - hand 93.71

- Implant, implantation** - concluded
- Swanson prosthesis - concluded
- - knee 93.41
- - toe 93.31
- - wrist 93.86
- systemic arteries into myocardium (Vineberg type operation) 48.2
- Tenon's capsule 39.32
- testicular prosthesis (bilateral) (unilateral) 74.6
- thoracic artery - see Implant, mammary artery
- tissue mandril (for vascular graft) 51.99
- - with
- - - blood vessel repair 51.56
- - - resection of vessel NEC 50.39
- - - vascular bypass shunt - see Bypass, vascular
- tooth (bud) (germ) 35.5
- - prosthetic 35.6
- umbrella, vena cava 50.6
- ureter into
- - bladder 68.72
- - intestine 68.62
- - - external diversion 68.41
- - rectum 68.62
- - skin 68.51
- vitreous (silicone) 28.73
- - for retinal reattachment 28.2
- - - with buckling 28.2
- vocal cord(s) 43.0

Impulsion (psychologic desensitization) 68.43

Incision (and drainage)

- with
- - exploration - see Exploration
- - removal of foreign body - see Removal, foreign body
- abdominal wall 66.0
- - as operative approach - unit code
- abscess - see also Incision, by site
- - appendix 59.1
- - - with appendectomy 59.0
- - epidural 14.13
- - extraperitoneal 66.0
- - intracranial 14.29
- - ischiorectal 61.01
- - lip 98.03
- - meningeal 14.21
- - omental 66.19
- - perianal 61.01
- - perigastric 66.19
- - perisplenic 66.19
- - peritoneal NEC 66.19
- - - pelvic (female) 62.12
- - retroperitoneal 66.0
- - sclera 26.97
- - skin 98.03

Incision - continued

- abscess - concluded
- - subcutaneous tissue 98.03
- - subdiaphragmatic 66.19
- - subhepatic 66.19
- - subphrenic 66.19
- - vas deferens 75.5
- adrenal gland 20.31
- alveolus, alveolar bone 36.0
- ampulla of Vater 63.41
- anal septum 61.91
- antecubital fossa 98.09
- anus NEC 61.93
- - fistula 61.11
- - septum 61.91
- aponeurosis - see Incision, fascia
- appendix 59.1
- artery 50.09
- - abdominal 50.06
- - aorta (arch) (ascending) (descending) 50.04
- - coronary 48.99
- - head and neck NEC 50.02
- - intracranial NEC 50.01
- - lower limb 50.08
- - thoracic NEC 50.05
- - upper limb 50.03
- atrium (heart) 49.12
- auditory canal, external 30.02
- auricle (ear) 30.09
- axilla 98.09
- Bartholin's gland or cyst 93.12
- bile duct (with T or Y tube insertion) NEC 63.49
- - common (exploratory) 63.41
- - - for
- - - - relief of obstruction NEC 63.32
- - - - removal of calculus 63.31
- - for
- - - exploration 63.49
- - - relief of obstruction 63.39
- bladder NEC 69.13
- - neck (transurethral) 69.91
- blood vessel (see also Angiotomy) 50.09
- bone 89.19
- - alveolus, alveolar 36.0
- - carpals, metacarpals 89.13
- - clavicle 89.10
- - facial 88.29
- - femur 89.14
- - fibula 89.16
- - humerus 89.11
- - patella 89.15
- - pelvic 89.18
- - phalanges (foot) (hand) 89.18
- - radius 89.12
- - scapula 89.10

Incision - continued

- bone - concluded
- - skull 14.13
- - specified site NEC 89.18
- - tarsals, metatarsals 89.17
- - thorax (ribs) (sternum) 89.10
- - tibia 89.16
- - ulna 89.12
- - vertebrae 89.18
- brain 14.29
- - cortical adhesions 15.91
- breast (skin) 97.0
- bronchus 45.0
- buccal space 39.0
- bulbourethral gland 70.91
- bursa 95.03
- - band 94.03
- - pharynx 41.0
- carotid gland (body) 51.8
- cerebral (meninges) 14.21
- - epidural or extradural space 14.13
- - subarachnoid or subdural space 14.21
- cerebrum 14.29
- cervix 81.95
- - obstetric 85.93
- - to assist delivery 85.93
- - to replace inverted uterus, postpartum 87.93
- chalazion 22.09
- - with removal of capsule 22.12
- cheek 98.09
- chest wall (for extrapleural drainage) (for removal of foreign body) 46.01
- - as operative approach - omit code
- common bile duct (for exploration) 63.41
- - for
- - - relief of obstruction NEC 63.32
- - - removal of calculus 63.31
- common wall between posterior left atrium and coronary sinus (with roofing of resultant defect with patch graft) 47.82
- conjunctiva 24.1
- cornea 25.1
- cranial sinus 14.11
- craniobuccal pouch 20.62
- cul-de-sac 82.12
- cyst
- - dentigerous 36.0
- - radicular (apical) (periapical) 36.0
- Dührsen's (cervix, to assist delivery) 85.93
- duodenum 57.02
- ear
- - drum - see Myringotomy
- - external 30.09
- - inner 32.79

Incision - continued

- ear - concluded
- - middle 32.23
- endocardium 49.12
- endolymphatic sac 32.79
- epididymis 75.92
- epidural space, cerebral 14.13
- epigastric region 66.0
- - intra-abdominal 66.19
- esophagus, esophageal NEC 54.09
- - web 54.01
- exploratory - see Exploration
- external auditory canal 30.02
- extradural space (cerebral) 14.13
- extrapleural 46.01
- eyebrow 22.09
- eyelid 22.09
- - margin (trichiasis) 22.01
- face 98.09
- facial region 39.0
- fallopian tube 78.0
- fascia 95.09
- - with division 95.15
- - - band 94.13
- - - hand 94.09
- - - with division 94.13
- fascial compartments, head and neck 39.0
- fistula
- - anal 61.11
- flank 66.0
- floor of mouth 39.0
- furuncle - see Incision, by site
- gallbladder 63.09
- gingival 36.0
- globus pallidus 14.3
- gluteal 98.09
- groin region (abdominal wall (inguinal)) 66.0
- - skin 98.09
- - subcutaneous tissue 98.09
- gum 36.0
- hair follicles 98.09
- heart 49.11
- - valve - see Valvulotomy
- hematoma - see also Incision, by site
- - abdominal cavity 66.19
- - axilla 98.03
- - broad ligament 81.29
- - cerebral ~~14.29~~ 14.29
- - ear 30.09
- - epidural 14.13
- - episiotomy site 87.91
- - extradural 14.13
- - fossa (superficial) NEC 98.03
- - groin region (abdominal wall (inguinal)) 66.0
- - - skin 98.03

Incision - continued

- hematoma - concluded
- - groin region - concluded
- - - subcutaneous tissue 98.03
- - intracranial 14.29
- - laparotomy site 66.11
- - mediastinum 46.1
- - meningeal 14.21
- - perineum (female) 83.09
- - - male 98.03
- - popliteal space 98.03
- - scrotum 73.0
- - skin 98.03
- - space of Retzius 71.19
- - subcutaneous tissue 98.03
- - vagina (cuff) 82.14
- - - episiotomy site 87.91
- - - obstetrical NEC 87.92
- hepatic ducts 63.49
- hordeolum 22.09
- hygroma - see also Incision, by site
- - cystic 52.0
- - intracranial 14.29
- - meningeal 14.21
- hymen 82.11
- hypochondrium 66.0
- - intra-abdominal 66.19
- hypophysis 20.62
- iliac fossa 66.0
- infratemporal fossa 39.0
- ingrown nail 98.09
- intestine 57.01
- - large 57.04
- - small NEC 57.03
- intracerebral 14.29
- intracranial (epidural space) (extradural space) 14.13
- - subarachnoid or subdural space 14.21
- intraperitoneal 66.19
- ischioanal tissue 61.02
- - abscess 61.01
- joint structures (see also Arthroscopy) 92.19
- kidney 67.01
- - pelvis 67.11
- labia 83.09
- lacrimal
- - canaliculus 21.49
- - gland 21.0
- - passage NEC 21.49
- - punctum 21.42
- - sac 21.41
- larynx NEC 43.3
- - emergency tracheotomy 43.1
- ligamentum flavum (spine) - omit code
- liver 62.0
- lung 45.1

Incision - continued

- lymphangioma 52.0
- lymphatic structure (channel) (node) (vessel) 52.0
- masticator space 39.0
- mastoid 32.21
- mediastinum 46.1
- meibomian gland 22.09
- meninges (cerebral) 14.21
- - spinal 16.09
- midpalmar space 94.04
- mouth NEC 39.92
- - external 98.03
- - floor 39.0
- muscle 95.02
- - with division 95.14
- - - hand 94.12
- - hand 94.02
- - - with division 94.12
- myocardium 49.12
- nailbed or nailfold 98.09
- nasal septum (abscess) 33.1
- nasolacrimal duct (stricture) 21.49
- naso-pharynx 41.0
- neck 98.03
- - thyroid field NEC 19.09
- nerve (cranial) (peripheral) NEC 17.05
- - root (spinal) 16.1
- nose 33.1
- omentum 66.19
- orbit (see also Orbitotomy) 29.09
- ovary 77.0
- palate 39.1
- palmar space (middle) 94.04
- palmar whitlow 94.09
- pancreas 64.09
- pancreatic sphincter 63.82
- parapharyngeal (oral) (transcervical) 40.0
- paronychia 98.09
- parotid
- - gland or duct 38.0
- - space 39.0
- perirectal tissue 60.71
- penis 76.92
- perianal (skin) (tissue) 61.02
- - abscess 61.01
- pericardium 49.13
- perigastric 66.19
- perineum (female) 83.09
- - male 98.09
- peripheral vessels
- - lower limb (artery) (vein) 50.08
- - upper limb (artery) (vein) 50.03
- periprosthetic tissue 22.71
- perirectal tissue 60.71
- perirenal tissue 71.09
- perisplenic 66.19

Incision - continued

- peritoneum 66.19
- - by laparotomy 66.19
- - pelvic (female) 82.12
- - - male 66.19
- peritonsillar 40.0
- periureteral tissue 71.09
- periurethral tissue 70.91
- perivesical tissue 71.19
- petrous pyramid (air cells) (apex) (mastoid) 32.22
- pharynx, pharyngeal (bursa) 41.0
- - space, lateral 39.0
- pilonidal sinus (cyst) 98.02
- pineal gland 20.42
- pituitary (gland) 20.62
- pleura (scar) NEC (with rib resection) 46.09
- popliteal space 98.09
- pterygomatic space 39.0
- pouch of Douglas 82.12
- prostate (perineal approach) (transurethral approach) 72.0
- pterygopalatine fossa 39.0
- pulp canal (tooth) 36.0
- Rathke's pouch 20.62
- rectovaginal septum 60.71
- rectum 60.0
- - stricture 60.91
- renal pelvis 67.11
- retina 28.62
- retroperitoneal tissue NEC 71.09
- retroperitoneum 66.0
- retropharyngeal (oral) (transcervical) 40.0
- retropubic tissue 71.19
- salivary gland or duct 38.0
- sclera 26.97
- scrotum 73.0
- sebaceous cyst 98.03
- seminal vesicle 72.62
- sinus - sec Sinusotomy
- Skene's duct or gland 83.09
- skin 98.09
- - with drainage 98.03
- - breast 97.0
- - ear 30.09
- - nose 33.1
- skull (bone) 14.13
- soft tissue NEC 95.09
- - with division 95.19
- - - hand 94.19
- - hand 94.09
- - with division 94.19
- space of Retzius 71.19
- spermatic cord 75.93

Incision - continued

- sphincter
- - cardia 54.6
- - Oddi 63.82
- spinal
- - cord 16.09
- - nerve root 16.1
- spleen 53.2
- stomach 55.0
- styte 22.09
- subarachnoid space, cerebral 14.21
- subcutaneous tissue 98.09
- - with drainage 98.03
- subdiaphragmatic space 66.19
- subdural space, cerebral 14.21
- sublingual space 39.0
- submandibular space 39.0
- submaxillary 98.09
- - with drainage 98.03
- submental space 39.0
- subphrenic space 66.19
- supraclavicular fossa 98.09
- - with drainage 98.03
- sweat glands, skin 98.09
- - with drainage 98.03
- temporal pouches 39.0
- tendon (sheath) 95.01
- - with division 95.13
- - - hand 94.11
- - hand 94.01
- - with division 94.11
- testis 74.0
- thalamus 14.3
- thenar space 94.04
- thymus 20.92
- thyroid (field) (gland) NEC 19.09
- - postoperative 19.02
- tongue NEC 37.93
- - fur tongue tie 37.91
- tonsil 40.0
- trachea NEC 43.3
- - emergency tracheotomy 43.1
- tunica vaginalis 73.0
- umbilicus 66.0
- urachal cyst 66.0
- ureter 68.2
- ureterovesical junction 68.1
- urethra 70.0
- uterus (corpus) 80.0
- - cervix 81.95
- - for termination of pregnancy 86.41
- - septum (congenital) 80.12
- ovula 39.61
- vagina (cuff) (septum) (stenosis) 82.14

Incision - concluded

- vagina - concluded
- - for
- - - incisional hematoma (episiotomy) 87.91
- - - obstetrical hematoma NEC 87.92
- - - pelvic abscess 82.12
- valve, heart - see Valvotomy
- vas deferens 75.5
- vein 50.09
 - - abdominal 50.07
 - - head and neck NEC 50.02
 - - intracranial NEC 50.01
 - - lower limb 50.08
 - - thoracic NEC 50.05
 - - upper limb 50.03
- ventricle 49.12
- vertebral column 16.09
- vulva 83.09
 - - obstetrical 87.92
- web, esophageal 54.01
- whitlow 98.09
 - - palmar 94.09

Incudefectomy NEC 31.3

- with
 - - stapedectomy (see also Stapedectomy) 31.19
 - - - revision 31.29
 - - - tympanoplasty - see Tympanoplasty

Incudefopexy (with fenestration) 32.5

Incudefostapediopexy 31.19

- with incus replacement 31.11

Indentation, sclera, for buckling (see also

Buckling, sclera) 28.3

Indicator dilution flow

measurement 50.95

Induction

- abortion
 - - by
 - - - D and C 87.21
 - - - insertion of prostaglandin suppository 10.56
 - - - intra- amniotic injection (prostaglandin) (saline) 87.0
- labor
 - - amniotomy 85.01
 - - bag, bougie, pack 85.1
 - - intra- amniotic injection 85.1
 - - intrauterine injection 85.1
 - - intravenous injection for drip 85.5
 - - medical 85.5
 - - surgical 85.01
 - - - intra- and extra- amniotic injection 85.1
 - - - specified NEC 85.1
 - - - stripping of membranes 85.1

Inflation

- eustachian tube 32.97
- fallopian tube 78.7
- - with injection of therapeutic agent 78.95

Infolding, sclera, for buckling (see also Buckling, sclera) 28.3

Infraction, turbinates (nasal) 33.52

Infundibulectomy

- cardiac 47.34
- hypophyseal (see also Hypophysectomy, partial) 20.53
- ventricle (heart) (right) 47.34
 - - in total repair of tetralogy of Fallot 47.81

Infusion, intra-arterial

- antineoplastic agent 13.55
- cancer chemotherapy agent NEC 13.55
- electrolytes 13.47
- hormone substance NEC 13.54
- prophylactic substance NEC 13.59
- therapeutic substance NEC 13.59

Ingleman-Sundberg operation 71.3

Initiation

lead dog, for the blind 07.76

Injection (into) hypodermically (intramuscularly) (intravenously) (acting locally or systemically)

- actinomycin D, for cancer chemotherapy 13.55
- air
 - - fallopian tube 78.7
 - - peritoneum for collapse of lung 45.22
 - - pleura for collapse of lung 45.22
- alcohol
 - - cauda equina 16.7
 - - for suppression of labor 13.59
- gasserian ganglion 17.1
- nerve (cranial) (peripheral) 17.1
- spinal 16.7
- sympathetic 18.22
- amniotic
 - - for termination of pregnancy 87.0
- anterior chamber, eye (air) (liquid) (medication) 26.92
- antibiotic 13.51
- anticoagulant 13.48
- anti-D (Rhesus) globulin 13.41
- antidote NEC 13.45
- anti-infective NEC 13.52
- antineoplastic agent NEC 13.55
- antivenin 13.45
- BCG
 - - for chemotherapy 13.55
- vaccine 13.13

Injection - continued

- blepharospasm 22.9
- bone marrow 53.42
- - - transplant 53.0
- breast (therapeutic agent) 97.92
- - - inert material (silicone) (bilateral) 97.42
- - - - unilateral 97.41
- bursa (therapeutic agent) 95.93
- - hand 94.93
- cancer chemotherapeutic agent NEC 13.55
- cardiac 49.92
- caudal - see Injection, spinal
- cortisone 13.53
- costochondral junction 93.92
- dinoprost-tramethine, intra-amniotic 87.0
- dye
- - fallopian tube 78.7
- ear, inner, with alcohol 32.72
- electrolytes 13.47
- endolymphatic 32.72
- epidural, spinal - see Injection, spinal
- esophageal varices or blood vessel (sclerosing agent) 54.91
- eustachian tube (inert material) 32.97
- extra-amniotic
- - prostaglandin
- - - for termination of pregnancy 87.0
- eye (orbit) (retrobulbar) 29.91
- - anterior chamber 26.92
- - subconjunctival 24.91
- fascia 95.94
- - hand 94.94
- gamma globulin 13.44
- ganglion, sympathetic 18.29
- - ciliary 26.29
- - paravertebral stellate 18.29
- globulin
- - anti-D (Rhesus) 13.41
- - gamma 13.44
- - Rh immune 13.41
- heart 49.92
- heavy metal antagonist 13.45
- hemorrhoids (sclerosing agent) 61.32
- hormone NEC 13.54
- immune sera 13.44
- inert material - see Implant, inert material
- inner ear, for destruction 32.72
- insulin 13.46
- into
- - bone marrow 53.42
- intra-amniotic
- - for induction of
- - - abortion 87.0
- - - labor 85.1
- - for termination of pregnancy 87.0

Injection - continued

- intra-amniotic - concluded
- - prostaglandin
- - - for termination of pregnancy 87.0
- intraperitoneal
- - fetus 87.4
- intrathecal - see Injection, spinal
- joint (therapeutic agent) 93.92
- - temporomandibular 88.95
- kidney (cyst) (therapeutic substance) NEC 67.96
- larynx 43.0
- ligament (joint) (therapeutic substance) 93.92
- liver 62.94
- lung, for (surgery) collapse 45.22
- lymphatic structure 52.9
- methotrexate, for cancer chemotherapy 13.55
- nerve (cranial) (peripheral) 17.71
- - agent NEC 17.79
- - - alcohol 17.1
- - - - anesthetic for analgesia 17.72
- - - - - for operative anesthesia - omit code
- - - neurolytic 17.1
- - - phenol 17.1
- - laryngeal (external) (recurrent) (superior) 43.91
- - optic 29.91
- - sympathetic 18.29
- - - alcohol 18.22
- - - anesthetic for analgesia 18.21
- - - neurolytic agent 18.22
- - - phenol 18.22
- - - - opticociliary 26.39
- - orbit 29.91
- - pericardium 49.92
- - peritoneal cavity
- - - air 66.96
- - - locally-acting therapeutic substance 66.97
- - phenol
- - - epidural 16.7
- - - peripheral nerve 17.1
- - prophylactic substance NEC 13.59
- - prostate 72.82
- - radioisotopes (intracavitary) (intravenous) 06.35
- - renal pelvis (cyst) 67.96
- - retrobulbar (therapeutic substance) 29.91
- - - for anesthesia - omit code
- - Rh immune globulin 13.41
- - Rhogam 13.41
- - saline
- - - intrauterine
- - - - for termination of pregnancy 87.0

Injection - concluded

- sclerosing agent NEC 13.59
- - esophageal varices 54.91
- - hemorrhoids 61.32
- - spinal 16.7
- - spleen (vessels) 53.1
- - varicose veins 51.92
- - vein NEC 51.92
- - vulval vein 51.92
- semicircular canals, for destruction 32.72
- serum, antivenomous 13.45
- silicone - see Implant, inert material
- skin (sclerosing agent) (filling material) 98.01
- soft tissue 95.94
- - band 94.94
- spinal (canal) NEC 16.92
- - alcohol 16.7
- - anesthetic agent for analgesia 16.91
- - - for operative anesthesia - omit code
- - contrast material NEC 16.84
- - - for myelogram 16.83
- - destructive agent NEC 16.7
- - neurolytic agent NEC 16.7
- - phenol 16.7
- - saline (hypothermic) 16.92
- - steroid 16.92
- spinal nerve root (intrathecal) - see Injection, spinal
- steroid NEC 13.53
- subarachnoid, spinal - see Injection, spinal
- subconjunctival 24.91
- tendon 95.92
- - band 94.92
- testis 74.92
- therapeutic agent NEC 13.59
- thoracic cavity 46.92
- tracheal 43.94
- tranquilizer 13.56
- totica vaginalis (with aspiration) 73.91
- tympanic 32.94
- urethra (inert material) (Polytet) 71.7
- varicea, esophagus (sclerosing agent) 54.91
- varicose vein (sclerosing agent) 51.92
- - esophagus 54.91
- vestibule, for destruction 32.72
- vitreous substitute (silicone) 28.73
- - for reattachment of retina 28.49
- vocal cords 43.0

Inlay

- cornea - see Keratoplasty
- periosteal - see Graft, bone
- tooth 35.3

Inoculation

- antitoxins - see Administration, antitoxins
- toxoids - see Administration, toxoids

Inoculation - concluded

- vaccine - see Administration, vaccine

Insemination, artificial 81.92

Insert

- dental (gold) 35.3

Insertion

- airway
- - esophageal obturator 10.03
- - nasopharynx 10.01
- - oropharynx 10.02
- Allen-Brown cannula 51.93
- aphakia implant - see Insertion, lens, prosthetic
- arch bars (orthodontic) 36.6
- - for immobilization (fracture) 07.55
- atrial septal umbrella 47.53
- Austin-Moore prosthesis 93.62
- baffle, heart (atrial) (interatrial) (intraatrial) 47.91
- bag, cervix (nonobstetrical) 79.0
- - after delivery or abortion 87.96
- - to assist delivery 85.93
- - to induce labor 85.1
- balloon, pulsation-type (heart) (Kantowitz) 49.61
- band
- - intrathoracic artery 50.75
- Barton's tongs (skull) (with skeletal traction) 15.99
- Blakemore-Sengstaken tube 10.06
- bougie, cervix, nonobstetrical 79.0
- - to assist delivery 85.93
- - to induce labor 85.1
- breast implant (for augmentation) (bilateral) 97.44
- - unilateral 97.43
- bridge (dental) (fixed) 35.42
- - removable 35.43
- caliper tongs (skull) (with skeletal traction) 15.99
- cannula
- - Allen-Brown 51.93
- - nasal sinus (by puncture) 34.0
- - - through natural ostium 34.0
- - vessel to vessel 51.93
- catheter
- - abdomen of fetus, for intrauterine transfusion 87.4
- - anterior chamber (eye) 26.91
- - artery 50.91
- - bile duct(s) 63.49
- - - common 63.41
- - bladder, indwelling 69.94
- - - suprapubic 69.13
- - bronchus 10.05
- - - with lavage 10.66

Insertion - continued

- catheter - concluded
- - central venous pressure monitoring 50.94
- - chest 46.04
- - esophagus (nonoperative) 10.06
- - - permanent tube 54.71
- - Foley (urinary) 69.94
- - intercostal (with water seal), for drainage 46.04
- - peritoneum
- - - permanent (for dialysis) 66.93
- - Swan-Ganz (pulmonary) 50.95
- - vein NEC 50.93
- chest tube 46.04
- choledochohepatic tube (for decompression) 63.33
- contraceptive device (intrauterine) 81.8
- cordis cannula 66.98
- Crosby-Cooney button 66.98
- Crutchfield tongs (skull) (with skeletal traction) 15.99
- Davidson button 66.98
- denture (total) 13.97
- diaphragm, vagina 10.15
- drainage tube
- - kidney 67.02
- - - pelvis 67.12
- - renal pelvis 67.12
- electrode(s)
- - brain 15.93
- - fetal scalp 87.52
- - heart - see Insertion, pacemaker, cardiac
- - intracranial 15.93
- - peripheral nerve 17.92
- - scalp, fetal 87.52
- - spine 16.93
- electroencephalographic receiver - see Implant, electroencephalographic receiver, by site
- electronic stimulator - see Implant, electronic stimulator, by site
- electrostimulator - see Implant, electronic stimulator, by site
- endotracheal tube 10.04
- facial bone implant (alloplastic) (synthetic) 88.98
- filling material, skin (filling of defect) 98.01
- Foley catheter (urinary) 69.94
- Gardner Wells tongs (skull) (with skeletal traction) 15.99
- gastric feeding tube (Levin) 10.07
- - with feeding 10.35
- globe into eye socket (implant) 29.56

Insertion - continued

- halo device (skull) (with skeletal traction) 15.99
- Harrington rod (with dorsolumbar fusion) 93.04
- - with dorsal fusion 93.03
- Harris pin 91.14
- heart
- - pacemaker - see Insertion, pacemaker, cardiac
- - pump (Kantrowitz) 49.62
- - valve - see Replacement, heart valve
- hip prosthesis 93.69
- - total 93.59
- - - with use of methyl methacrylate 93.51
- Holter valve 15.2
- Ilfingel valve - see Replacement, heart valve
- implant - see Insertion, prosthesis
- intercostal catheter (with water seal) for drainage 46.04
- intracranial pressure monitor 15.94
- intrauterine
- - contraceptive device 81.8
- - radium (intraovary) 81.91
- - sealed source device (intraovary) 81.91
- - tamponade (nonobstetric) 81.91
- Kantrowitz
- - heart pump 49.62
- - pulsation balloon (phase-shift) 49.61
- keratoprosthesis 25.63
- King Mills umbrella device (heart) 47.53
- Kirschner wire 07.44
- - with reduction of fracture or dislocation - see Reduction, fracture and Reduction, dislocation
- Ladd intracranial pressure monitor 15.94
- laminaria, cervix 81.93
- laryngeal
- - keel 43.59
- - plate 43.59
- larynx, valved tube 43.65
- lens, prosthetic (intraocular) 27.71
- - with cataract extraction, one-stage 27.72
- - secondary (subsequent to cataract extraction) 27.73
- metal staples into epiphyseal plate (see also Stapling, epiphyseal plate) 90.29
- Mobitz-Uddin umbrella, vena cava 50.6
- mold, vagina 10.13
- myringotomy device (button) (tube) 32.01
- - with intubation 32.01

Insertion - continued

- nasolacrimal tube or stent 21.34
- neuropacemaker - see Implant, neuropacemaker, by site
- neurostimulator - see Implant, neurostimulator, by site
- obturator (orthodontic) 36.6
- ocular implant 29.53
 - - with concomitant
 - - - enucleation 29.32
 - - - with muscle attachment to implant 29.31
 - - - evisceration 29.21
 - - - following or secondary to
 - - - - enucleation or evisceration 29.53
 - - - - with muscle attachment to implant 29.52
 - - - - into scleral shell 29.51
- Ommaya reservoir 15.2
- orbital implant (stent)(outside muscle cone) 29.56
 - - with orbitotomy 29.09
- orthodontic appliance (obturator) (wiring) 36.6
- outflow tract prosthesis (gusset type) (heart)
 - - in
 - - - pulmonary valvuloplasty 47.29
 - - - total repair of tetralogy of Fallot 47.81
- pacemaker - see also Implant, pacemaker
 - - brain 15.93
 - - cardiac (battery)(electrode)(electronic stimulator)(pulse generator) 49.71
 - - - during and immediately following cardiac surgery 51.64
 - - carotid 51.8
 - - heart - see Insertion, pacemaker, cardiac
 - - intracranial 15.93
 - - neural
 - - - brain 15.93
 - - - intracranial 15.93
 - - - peripheral nerve 17.92
 - - - spine 16.93
 - - peripheral nerve 17.92
 - - spine 16.93
- pacing catheter - see Insertion, pacemaker, cardiac
- pack
 - - auditory canal, external 10.11
 - - cervix (nonobstetrical) 79.0
 - - - after delivery or abortion 87.96
 - - - to assist delivery 85.93
 - - - to induce labor 85.1
 - - rectum 10.17

Insertion - continued

- pack - continued
 - - sella turcica 20.69
 - - vagina (nonobstetrical) 10.12
 - - - after delivery or abortion 87.96
- periodontal splint (orthodontic) 36.6
- pessary
 - - cervix NEC 10.16
 - - - to assist delivery 85.93
 - - - to induce labor 85.1
 - - vagina NEC 10.16
- pharyngeal valve, artificial 43.65
- plate
 - - laryngeal 43.59
- prostaglandin suppository (for abortion) 10.56
- prosthesis, prosthetic device
 - - acetabulum (Aufranc-Turner) 93.64
 - - - with use of methyl methacrylate 93.63
 - - arm (bioelectric)(cineplastic)(kineplastic) 96.41
 - - biliary tract 63.99
 - - breast (bilateral) 97.44
 - - - unilateral 97.43
 - - chin (polyethylene)(silastic) 88.74
 - - extremity (bioelectric)(cineplastic)(kineplastic) 96.49
 - - - lower 96.42
 - - - upper 96.41
 - - fallopian tube 78.93
 - - femoral head (Austin-Moore)(Eicher)(Thompson) 93.62
 - - - with use of methyl methacrylate 93.61
 - - hip 93.69
 - - - total 93.59
 - - - - with use of methyl methacrylate 93.51
 - - joint - see Arthroplasty
 - - leg (bioelectric)(cineplastic)(kineplastic) 96.42
 - - ocular (secondary) 29.53
 - - - with orbital enucleation 29.32
 - - outflow tract (gusset type)(heart)
 - - - in
 - - - - pulmonary valvuloplasty 47.29
 - - - - total repair of tetralogy of Fallot 47.81
 - - penis (internal)(permanent)(silastic) 76.85
 - - - with
 - - - - construction 76.34
 - - - - reconstruction 76.35
 - - Rosen (for urinary incontinence) 71.7
 - - testicular (bilateral)(unilateral) 74.6

Insertion - continued

- pseudophakos (see also Insertion, lens) 27.71
- radioactive element 06.34
- radium 06.34
- radon seeds 06.34
- Reuter bobbin (with intubation) 32.01
- Rickham reservoir 15.2
- Rosen prosthesis (for urinary incontinence) 71.7
- Scribner shunt 51.93
- Sengstaken-Blakemore tube 10.06
- sieve, vena cava 50.6
- skeletal muscle stimulator 95.97
- skull
 - - plate 15.04
 - - tongs (Barton) (caliper) (Gardner Wells) (Vinke) (with skeletal traction) 15.99
- Spitz-Holter valve 15.2
- Steinmann pin 07.44
 - - with reduction of fracture or dislocation - see Reduction, fracture and Reduction, dislocation
- stimociver - see Implant, stimociver, by site
- suppository
 - - prostaglandin (for abortion) 10.56
 - - vagina 10.56
- Swan-Ganz catheter (pulmonary) 50.95
- tampon
 - - esophagus 10.06
 - - uterus 81.91
 - - vagina 10.12
 - - - after delivery or abortion 87.96
- testicular prosthesis (bilateral) (unilateral) 74.6
- therapeutic device
 - - uterus 81.91
- tissue mandril (peripheral vessel) (Dacron) (Spark's type) 51.99
 - - with
 - - - blood vessel repair 51.56
 - - - vascular bypass or shunt - see Bypass, vascular
- tongs, skull (with skeletal traction) 15.99
- tube - see also Catheterization and Intubation
 - - endotracheal 10.04
 - - esophagus (nonoperative) (Sengstaken) 10.06
 - - - permanent (silicone) (Souttar) 54.71
 - - gastric (for intestinal decompression) NEC 10.07
 - - - with feeding (Levin) 10.35
 - - Miller-Abbott (for intestinal decompression) 10.08

Insertion - concluded

- tube - concluded
 - - nasogastric (for intestinal decompression) NEC 10.07
 - - - with feeding (Levin) 10.35
 - - rectum 10.09
 - - stomach (for intestinal decompression) (nasogastric) NEC 10.07
 - - - with feeding (Levin) 10.35
- umbrella device
 - - atrial septum (King-Mills) 47.53
 - - vena cava (Mobitz-Uddin) 50.6
- ureteral stent 68.2
- vaginal mold 10.13
- valve
 - - Holter 15.2
 - - Hofnagel - see Replacement, heart valve
 - - pharyngeal (artificial) 43.65
 - - Spitz-Holter 15.2
 - - vas deferens 75.95
- vena cava sieve or umbrella 50.6
- Vinke tongs (skull) (with skeletal traction) 15.99

Instillation

- bladder 10.56
- digestive tract, except gastric gavage 10.43
- genitourinary NEC 10.56
- radioisotope (intraesophageal) (intravenous) 06.35

Insufflation

- eustachian tube 32.97
- fallopian tube (air) (dye) (gas) (saline) 78.7
 - - for radiography - see Hysterosalpingography
- - therapeutic substance 78.95
- lumbar retroperitoneal, bilateral 71.97

Intercricothyroidotomy (for assistance in breathing) 43.1

Intermittent positive pressure breathing (IPPB) 13.61

Interposition operation

- esophageal reconstruction (intrathoracic) (retrosternal) NEC (see also Anastomosis, esophagus, with interposition) 54.47
 - - antesternal or antethoracic NEC (see also Anastomosis, esophagus, antesternal, with interposition) 54.57
- uterine suspension 81.31

Interview and evaluation (diagnostic)

- medical, except psychiatric 03.01
 - - brief (abbreviated history) 03.02
 - - comprehensive (history and evaluation of new problem) 03.04
 - - limited (interval history) 03.03
 - - specified type NEC 03.05

Interview and evaluation - concluded

- psychiatric NEC 08.19
- - diagnostic 08.19
- - follow-up 08.19
- - initial 08.19
- - intake 08.19
- - pre-commitment 08.12

Intimectomy 50.19

- abdominal 50.16
- aorta (arch)(ascending)(descending) 50.14
- head and neck NEC 50.12
- intracranial NEC 50.11
- lower limb 50.18
- thoracic NEC 50.15
- upper limb 50.13

Intra-aortic

- balloon pump assistance 49.61

Intravenous

- blood expander 13.08
- endocardial electrode 49.73
- transfusion
- - blood NOS 13.03

Introduction

- irritants, pericardial sac (phenol) (silicates) (talc) 48.3
- orthodontic appliance 36.6
- therapeutic substance (acting locally or systemically) NEC 13.59
- - bursa 95.93
- - - hand 94.93
- - fascia 95.94
- - - hand 94.94
- - heart 49.92
- - joint 93.92
- - - temporomandibular 88.95
- - ligament (joint) 93.92
- - pericardium 49.92
- - soft tissue NEC 95.94
- - - hand 94.94
- - tendon 95.92
- - - hand 94.92

Intubation - see also Catheterization and

Insertion

- bile duct(s) 63.49
- - common 63.41
- esophagus (nonoperative) (Sengstaken) 10.06
- - permanent tube (silicone) (Souttar) 54.71
- eustachian tube 32.97
- intestine (for decompression) 10.08
- lacrimal for
- - dilation 21.32
- - tear drainage, intranasal 21.71
- lacrimonasal duct 21.34
- larynx 10.05

Intubation - concluded

- nasogastric (for intestinal decompression) 10.07
- - with feeding (Levin) 10.35
- nasolacrimal (duct) (with irrigation) 21.34
- respiratory tract NEC 10.05
- small intestine (Miller-Abbott) 10.08
- stomach (for intestinal decompression) (nasogastric) NEC 10.07
- - with feeding (Levin) 10.35
- trachea 10.04
- ventriculocisternal 15.2

Invagination, diverticulum

- gastric 56.59
- pharynx 41.49
- stomach 56.59

Inversion

- appendix 59.99
- diverticulum
- - gastric 56.59
- - intestine 58.79
- - stomach 56.59
- tunica vaginalis 73.39

Ionization

- medical 13.57

Ionthery 13.57

Iontophoresis 13.57

Iridectomy (basal) (buttonhole) (optical) (peripheral) (total) (V) 26.53

- with
- - capsulectomy 27.92
- - cataract extraction - see Extraction, cataract
- - filtering operation (for glaucoma) NEC 26.23
- - scleral
- - - fistulization 26.23
- - - thermocauterization 26.22
- - - trephination 26.21
- for glaucoma 26.53

Iridencleisis 26.24

Iridesis 26.24

Irido-capsulectomy 27.92

Iridocyclectomy 26.39

Iridocystectomy 26.53

Iridodesis 26.24

Iridoplasty NEC 26.69

Iridosclerectomy 26.23

Iridosclerostomy 26.52

Iridosclerotomy 26.52

Iridotaxis 26.24

Iridotomy 26.52

- by photocoagulation 26.52
- with transfixion 26.51
- for iris bombe 26.51
- specified type NEC 26.52

Iron lung 13.62

Irradiation

- blood cells
- - extracorporeal 06.33
- - infrared 07.35
- - ultraviolet 13.82

Irrigation

- anterior chamber (eye) 26.91
- antrum 34.0
- bronchus NEC 10.66
- canaliculus 21.32
- cataract 27.3
- catheter
 - - ureter 10.53
 - - urinary, indwelling NEC 10.55
 - - vascular 10.67
 - - ventricular 15.41
 - - wound 10.68
- cholecystostomy 10.41
- cornea 10.61
 - - with removal of foreign body 12.31
- corpus cavernosum 76.97
- cystostomy 10.54
- ear (removal of cerumen) 10.62
- enterostomy 10.36
- eye 10.61
 - - with removal of foreign body 12.31
- gastrostomy 10.36
- lacrimal
 - - canaliculi 21.32
 - - punctum 21.31
- muscle 95.02
 - - hand 94.02
- nasal
 - - passages 10.63
 - - sinus 34.0
- nasolacrimal duct 21.33
 - - with insertion of tube or stent 21.34
- nephrostomy 10.52
- peritoneal 66.98
- pyelostomy 10.52
- rectal 10.39
- stomach 10.33
- tendon (sheath) 95.01
 - - hand 94.01
- trachea NEC 10.66
- traumatic cataract 27.3
- tube
 - - biliary NEC 10.41
 - - nasogastric NEC 10.34
 - - pancreatic 10.42
 - - ureterostomy 10.53
 - - ventricular shunt 15.41
- wound (cleaning) NEC 10.69

Irritant introduction

- pericardial 48.3
- pleural 46.5

Irving operation 78.42

Irwin operation - see Operation

Ischiectomy (partial) 89.78

- total 89.88

Ischiopubiotomy 89.38

Isolation

- after contact with infectious disease 13.84
- carrier (infectious disease) 13.84
- contact (infectious disease) 13.84
- ileal loop 57.32
- intestinal segment or pedicle flap 57.31
 - - large 57.33
 - - small 57.32
- patient
 - - immunosuppressed 13.84
 - - infectious disease 13.84

Isthmectomy, thyroid (see also

Thyroidectomy, partial) 19.29

J

Jaboulay operation - see Operation

Janeway operation 55.2

Jejunectomy 57.42

Jejunocostostomy 57.83

Jejunocholecystostomy 63.22

Jejunocholedochostomy 63.26

Jejunocolostomy (Payne and Dewind)
(Scott) (transverse) 57.83

Jejunoesophagostomy - see Anastomosis,
esophagus, to intestinal segment

Jejunogastrostomy (without
gastrostomy) 56.2

Jejunoilcostomy 57.7

Jejunajejunostomy 57.7

Jejunopexy 58.62

Jejunorrhaphy 58.73

Jejunoscopy 01.16

- via stomach 01.15

Jejunostomy (feeding) 58.39

- closure 58.52
- delayed opening 58.31
- loop 58.01
- revision 58.41

Jejunotomy 57.03

Johanson operation 70.35

Jones operation - see Operation

Joplin operation - see Operation

K

- Kader operation 55.1
- Kaufman operation 71.7
- Kazanjian operation 36.91
- Kehr operation 62.59
- Keller operation 89.49
- Kelly (- Kennedy) operation 71.2
- Kelly-Stoeckel operation 71.2
- Kelotomy 65.9
 - with bowel exteriorization - see Exteriorization, intestine
- Keratotomy (complete) (partial) (superficial) 25.39
 - for pterygium 25.29
 - - with corneal graft 25.21
- Keratocentesis (for hyphema) 26.91
- Keratomileusis 25.61
- Keratophakia 25.62
- Keratoplasty (teronic) 25.51
 - with
 - autograft NOS 25.56
 - homograft NOS 25.57
 - lamellar (nonpenetrating) (with homograft) 25.53
 - with autograft 25.52
 - penetrating (full thickness) (with homograft) 25.55
 - with autograft 25.54
 - perforating - see Keratoplasty, penetrating
 - refractive 25.61
- Keratoprosthesis 25.63
- Keratotomy (delimiting) (posterior) 25.1
- Kerr operation 86.1
- Kessler operation 93.71
- Kidner operation 89.87
- Killian operation 34.9
- Kineplasty - see Cineplasty
- King-Steelquist operation 96.17
- Kiotomy 39.62
- Kirk operation 96.15
- Kondoleon operation 52.9
- Krause operation 18.19
- Kroener operation 78.59
- Kroenlein operation 29.02
- Kronig operation 86.1
- Kuhn-Szymanowski operation 22.32

L

- Labbe operation 55.0
- Labiectomy (bilateral) 83.52
 - unilateral 83.51

- Labiorrhaphy 98.69
- Labyrinthectomy (transtympanic) 32.79
- Labyrinthotomy
 - transtympanic 32.79
- Ladd operation 66.95
- Lagrange operation 26.23
- Lambrinudi operation 93.12
- Laminectomy (decompression) (for exploration) 16.09
 - as operative approach - omit code
 - with excision of herniated intervertebral disc (nucleus pulposus) 92.31
 - reopening of site 16.02
- Laminography - see Radiography
- Laminotomy (decompression) (for exploration) 16.09
 - as operative approach - omit code
 - reopening of site 16.02
- Langenheck operation 39.52
- Laparoscopy 87.51
- Laparorrhaphy 66.53
- Laparoscopy 66.83
 - with destruction of fallopian tubes - see Destruction, fallopian tube
- Laparotomy NEC 66.19
 - as operative approach - omit code
 - exploratory (pelvic) 66.19
 - reopening of recent operative site (for control of hemorrhage) (for exploration) (for incision of hematoma) 66.11
- Laparotrachelotomy 86.1
- Lapidus operation - see Operation
- Larry operation 96.07
- Laryngectomy 42.29
 - with radical neck dissection (with concomitant thyroidectomy) (with concomitant tracheostomy) 42.4
 - complete (with partial laryngectomy) (with concomitant tracheostomy) 42.3
 - - with radical neck dissection (with concomitant thyroidectomy) (with concomitant tracheostomy) 42.4
 - frontolateral partial (extended) 42.29
 - glottosupraglottic partial 42.29
 - lateral partial 42.29
 - partial (frontolateral) (glottosupraglottic) (lateral) (submucous) (supraglottic) (vertical) 42.29
 - radical (with concomitant thyroidectomy) (with concomitant tracheostomy) 42.4
 - submucous (partial) 42.29
 - supraglottic partial 42.29

Laryngectomy - concluded

- total (with partial pharyngectomy) (with concomitant tracheostomy) 42.3
- - with radical neck dissection (with concomitant thyroidectomy) (with concomitant tracheostomy) 42.4
- vertical partial 42.29
- wide field 42.3

Laryngocentesis 43.3

Laryngoesophagectomy 42.4

Laryngofissure 43.3

Laryngogram 02.05

- contrast 43.83

Laryngopharyngectomy (with concomitant tracheostomy) 42.3

- radical (with concomitant thyroidectomy) 42.4

Laryngopharyngoesophagectomy (with concomitant tracheostomy) 42.3

- with radical neck dissection (with concomitant thyroidectomy) 42.4

Laryngoplasty 43.59

Laryngorrhaphy 43.51

Laryngoscopy 01.04

- direct 01.03
- indirect 01.02
- suspension 01.04

Laryngostomy (permanent) 43.29

- revision 43.53
- temporary (emergency) 43.1

Laryngotomy 43.3

Laryngotracheobronchoscopy 01.09

Laryngotracheoscopy 01.07

Laryngotracheostomy (permanent) 43.29

- temporary (emergency) 43.1

Laryngotracheotomy (temporary) 43.1

- permanent 43.29

Lash operation 79.4

Latzko operation - see Operation

Lavage

- antral 34.0
- bronchus NEC 10.66
- endotracheal 10.66
- gastric 10.33
- maxillary antrum 34.0
- nasal sinuses) 34.0
- - by puncture 34.0
- - through natural ostium 34.0
- peritoneal 66.98
- trachea NEC 10.66

Leadbetter operation 70.35

Leadbetter-Palitano operation 68.72

Le Fort operation 82.3

Lemesurier operation 98.69

Lengthening

- bone (with bone graft) 90.39
- - femur 90.34
- - for reconstruction of thumb 94.69
- - specified site NEC (see also category 90.3; 90.38
- - tibia 90.36
- - ulna 90.32
- extracocular muscle 23.0
- fascia 95.76
- - hand 94.82
- - hamstring NEC 95.76
- heel cord 95.76
- leg
- - femur 90.34
- - tibia 90.36
- levator palpebrae muscle 22.43
- muscle (vulpius) 95.76
- - extracocular 23.0
- - hand 94.82
- - levator palpebrae 22.43
- palate 39.52
- - secondary or subsequent 39.53
- - Poncelet 95.76
- - tendon 95.76
- - hand 94.82

Lensectomy (see also Extraction, cataract) 27.69

Leriche operation 51.7

Leucotomy, leukotomy 14.22

Lid suture operation 22.49

Ligation

- adenoid 49.99
- adrenal vessel (artery/vein) 20.33
- aneurysm - see Ligation, blood vessel
- appendages, dermal 98.94
- arteriovenous fistula NEC 50.79
- - with division 51.53
- - coronary artery 48.99
- artery 50.79
- - abdominal 50.76
- - adrenal 20.33
- - aorta (arch) (ascending) (descending) 50.74
- - coronary (anomalous) 48.99
- - ethmoidal 33.04
- - external carotid 33.06
- - for control of epistaxis - see Control, epistaxis
- - head and neck NEC 50.72
- - intracranial NEC 50.71
- - lower limb 50.78

Ligation - continued

- artery - concluded
- - - mammary, internal (bilateral) 48.3
- - - maxillary (transantral) 33.05
- - - middle meningeal 15.13
- - - thoracic NEC 50.75
- - - thyroid 19.92
- - - upper limb 50.73
- atrium, heart 49.99
- auricle, heart 49.99
- bleeding vessel - see Control, hemorrhage
- blood vessel 50.79
- - - abdominal
- - - - artery 50.76
- - - - vein 50.77
- - - adrenal 20.33
- - - aorta (arch) (ascending) (descending) 50.74
- - - esophagus 54.91
- - - head and neck NEC 50.72
- - - intracranial NEC 50.71
- - - lower limb (artery) (vein) 50.78
- - - meningeal (artery) (longitudinal sinus) 15.13
- - - thoracic NEC 50.75
- - - thyroid 19.92
- - - upper limb (artery) (vein) 50.73
- bronchus 45.92
- cisterna chyli 52.54
- coronary
- - - artery (anomalous) 48.99
- - - fistula 48.99
- - - sinus 48.3
- dermal appendage 98.94
- ductus arteriosus, patent 50.75
- esophageal varices 54.91
- ethmoidal artery 33.04
- external carotid artery 33.06
- fallopian tube (bilateral) (remaining) (solitary) 78.49
- - - by endoscopy (culdoscopy) (hysteroscopy) (laparoscopy) (peritoneoscopy) 78.39
- - - with
- - - - crushing 78.41
- - - - - by endoscopy (laparoscopy) 78.31
- - - - division 78.42
- - - - - by endoscopy (culdoscopy) (laparoscopy) (peritoneoscopy) 78.32
- - - - Falope ring 78.49
- - - - - by endoscopy (laparoscopy) 78.39
- - - unilateral 78.92
- fistula, arteriovenous 51.53
- - - coronary artery 48.99
- funicular (bilateral) 75.63

Ligation - continued

- gastric
- - - artery 50.76
- - - varices 56.91
- hemangioma
- - - intracranial 50.71
- hemorrhoids 61.35
- longitudinal sinus (superior) 15.13
- lymphatic (channel) (peripheral) 52.9
- - - thoracic duct 52.54
- maxillary artery 33.05
- meningeal vessel 15.13
- sinus
- - - coronary 48.3
- - - lateral 15.13
- - - longitudinal 15.13
- spermatic
- - - cord 75.63
- - - - varicocele 75.0
- - - - vein (high) 75.0
- splenic vessels 50.76
- subclavian artery 50.75
- superior longitudinal sinus 15.13
- supernumerary digit 98.94
- thoracic duct 52.54
- thyroid vessel (artery) (vein) 19.92
- toes (supernumerary) 98.94
- tonsil 40.99
- tonsillar fossa 40.7
- tooth (impacted) 36.5
- tubal - see Ligation, fallopian tube
- ulcer (peptic) (base) (bed) (bleeding vessel) 56.31
- - - duodenal 56.33
- - - gastric 56.32
- - - ureter 68.94
- varices
- - - esophageal 54.91
- - - gastric 56.91
- - - - peripheral vein (lower limb) 50.48
- - - - upper limb 50.43
- varicocele 75.0
- vascular pedicle, lung 50.75
- vas deferens 75.62
- vein 50.79
- - - abdominal 50.77
- - - adrenal 20.33
- - - head and neck NEC 50.72
- - - intracranial NEC 50.71
- - - lower limb 50.78
- - - saphenous 50.78
- - - spermatic (high) 75.0
- - - thoracic NEC 50.75
- - - thyroid 19.92
- - - upper limb 50.73

Ligation - concluded

- vein concluded
- - varicose 50.49
- - - abdominal 50.47
- - - esophagus 54.91
- - - gastric 56.91
- - - head and neck NEC 50.42
- - - intracranial NEC 50.41
- - - lower limb 50.48
- - - scrotum 75.0
- - - stomach 56.91
- - - thoracic NEC 50.45
- - - upper limb 50.43
- vena cava, inferior 50.6
- venous connection between anomalous vein to
- - left innominate vein 47.82
- - superior vena cava 47.82
- ventricular shunt 15.99
- wart 98.96

Light coagulation - see Photocoagulation

Limb length

- measurement 07.06

Lindholm operation 95.77

Lingulectomy (lung) 44.3

Linton operation 50.48

Lip reading training 09.49

Lip shave 98.12

Lipectomy (abdominal) (submental) 98.74

- subcutaneous tissue 98.74

Lisfranc operation - see Operation

Litholapaxy

- bladder 69.0
- - with incision 69.13

Lithotomy

- bile duct 63.39
- bladder (urinary) 69.13
- common duct 63.31
- - percutaneous 63.99
- gallbladder 63.09
- hepatic duct 63.39
- kidney 67.01
- pancreatic duct 64.09
- renal pelvis 67.11
- salivary gland 38.0
- ureter 68.2
- urethra (by incision) 70.0

Lithotripsy

- bladder 69.0

Little operation - see Operation

Littlewood operation 96.08

Lloyd-Davies operation 60.4

Lobectomy

- brain 14.43
- - partial 14.49

Lobectomy - concluded

- liver (with partial excision of adjacent lobes) 62.2
- lung (complete) 44.4
- - partial 44.3
- - segmental (with resection of adjacent lobes) 44.4
- parotid 38.22
- salivary gland 38.22
- thyroid (total) (unilateral) (with removal of isthmus) (with removal of portion of remaining lobe) 19.1
- - partial (see also Thyroidectomy, partial) 19.29
- - substernal 19.42
- - subtotal (see also Thyroidectomy, partial) 19.29

Lobotomy (brain) (prefrontal) 14.22

Localization, placenta 02.88

- by RISA injection 06.17

Logotherapy 08.45

Longmire operation 63.27

Loop ileal stoma (see also Ileostomy) 58.01

Loopogram 02.43

Lord operation - see Operation

Lovset's maneuver (extraction of arms in breech birth) 84.62

Lower GI series (x-ray) 02.34

Lucas and Murray operation 93.22

Lymphadenectomy (simple) (see also Excision, lymph node) 52.19

Lymphadenotomy 52.0

Lymphangiectomy (radical) (see also Excision, lymph node, by site, radical) 52.41

Lymphangiogram

- abdominal 52.83
- cervical 52.82
- intrathoracic 52.85
- lower limb 52.84
- pelvic 52.85
- upper limb 52.84

Lymphangioplasty 52.9

Lymphangiorrhaphy 52.9

Lymphangiotomy 52.0

Lymphaticostomy 52.9

- thoracic duct 52.52

Lysis

- adhesions - see Freeing, adhesions
- goniosynechiae (with injection of air or liquid) 26.61
- synechiae (posterior) 26.63
- - anterior (with injection of air or liquid) 26.62

M

Madlener operation 78.41

Magnet extraction

- foreign body
- - anterior chamber 26.1
- - choroid 28.1
- - ciliary body 26.1
- - conjunctiva 12.32
- - cornea 25.0
- - eye, eyeball NEC 12.31
- - - anterior segment 26.1
- - - posterior segment 28.1
- - intraocular (anterior segment) 26.1
- - iris 26.1
- - lens 27.0
- - orbit 12.31
- - retina 28.1
- - sclera 26.1
- - vitreous 28.1

Magnuson (Stack) operation 93.82

Malleotapedioplasty 31.19

- with incus replacement 31.11

Malstrom's vacuum extraction 84.79

- with episiotomy 84.71

Mammaplasty - see Mammoplasty

Mamnectomy - see Mastectomy

Mammilloplasty 97.77

Mammography NEC 02.25

Mammoplasty NEC 97.79

- with
 - - full-thickness graft 97.73
 - - muscle flap 97.75
 - - pedicle graft 97.74
 - - split-thickness graft 97.72
- amputative (reduction) (bilateral) 97.32
- - unilateral 97.31
- augmentation 97.49
- - with
 - - - breast implant or graft (bilateral) 97.44
 - - - unilateral 97.43
 - - - injection into breast (bilateral) 97.42
 - - - unilateral 97.41
- reduction (bilateral) 97.32
- - unilateral 97.31
- revision 97.79
- size reduction (bilateral) 97.32
- - unilateral 97.31

Mammotomy 97.0

Manchester (Donald) (Fothergill) operation 81.32

Mandibulectomy (partial) 88.51

- total 88.53
- - with reconstruction 88.52

Maneuver (method)

- Bracht 84.52
- Crede 85.69
- De Lee (key-in-lock) 84.4
- Kristeller 84.53
- Lovset's (extraction of arms in breech birth) 84.52
- Mauriceau (Smellie-Veit) 84.52
- Pinard (total breech extraction) 84.53
- Prague 84.52
- Ritgen 85.69
- Scanzoni (rotation) 84.4
- Van Hoorn 84.52
- Wigand-Martin 84.52

Manipulation

- with reduction of fracture or dislocation - see Reduction, fracture and Reduction, dislocation
- calculus
 - - salivary (parotid) (submandibular) 38.91
- enterostomy stoma (with dilation) 10.24
- intestine (intra-abdominal) 58.81
- - large 58.83
- - small 58.82
- joint
 - - adhesions 07.27
 - - temporomandibular 88.94
 - - dislocation - see Reduction, dislocation
- lacrimal passage (tract) NEC 21.39
- muscle structures 07.28
- musculoskeletal (physical therapy) NEC 07.29
- nasal septum, displaced 33.75
- osteopathic NEC 07.69
- - for general mobilization (general articulation) 07.61
- - high-velocity, low-amplitude forces (thrusting) 07.62
- - indirect forces 07.65
- - isotonic, isometric forces 07.64
- - low-velocity, high-amplitude forces (springing) 07.63
- - to move tissue fluids (lymphatic pump) 07.66
- rectum 10.22
- salivary duct 38.91
- stomach, intraoperative 56.92
- temporomandibular joint NEC 88.94
- ureteral calculus by catheter 68.0

Manipulation - concluded

- uterus 81.98
- - gravid 87.99
- - inverted - see Repair, inverted uterus

Manometry (through)

- esophageal 03.32
- indwelling ureteral catheter 03.21
- nephrostomy 03.21
- pyelotomy 03.21
- spinal fluid 03.17
- ureterostomy 03.21
- urinary 03.21

Manual arts therapy 07.81

Marckwald operation 79.4

Marshall-Marchetti (Krantz) operation 71.5

Marsupialization - see also Destruction,

- lesion, by site
- cyst
- - Bartholin's 83.13
- - brain 14.49
- - cervical (nabuthian) 79.21
- - dental 36.3
- - dentigerous 36.3
- - kidney 67.21
- - larynx 42.01
- - liver 62.11
- - ovary 77.11
- - pancreas 64.2
- - pilonidal (open excision) (with partial closure) 98.14
- - salivary gland 38.11
- - spinal (intraspinal) (meninges) 16.3
- - spleen, splenic 53.31
- - sublingual 38.11
- lesion
- - brain 14.49
- - cerebral 14.49
- - kidney 67.21
- - liver 62.11
- - salivary gland 38.11
- pilonidal cyst or sinus (open excision) (with partial closure) 98.14
- pseudocyst, pancreas 64.2
- ranula, salivary gland 38.11

Masking

- bearing test 09.43

Massage

- heart 13.73
- - closed chest 13.73
- - external 13.73
- - open 49.91
- - prostatic 13.94
- - rectal (for levator spasm) 13.93

MAST (military anti-shock trousers) 07.58

Mastectomy (complete) (prophylactic)

- (simple) (unilateral) 97.12
- with
- - excision of regional lymph nodes 97.14
- - - bilateral 97.15
- - - preservation of skin and nipple 97.22
- - - with implant 97.21
- - - bilateral 97.24
- - - with implant 97.23
- bilateral 97.13
- extended
- - radical (Urban) (unilateral) 97.18
- - - bilateral 97.19
- - simple (with regional lymphadenectomy) (unilateral) 97.14
- - - bilateral 97.15
- - for gynecomastia 97.29
- - modified radical (unilateral) 97.14
- - bilateral 97.15
- - partial 97.28
- - radical (Halsted) (Meyer) (unilateral) 97.16
- - - bilateral 97.17
- - - extended (Urban) (unilateral) 97.18
- - - - bilateral 97.19
- - - modified (unilateral) 97.14
- - - - bilateral 97.15
- - subcutaneous 97.22
- - - with implant 97.21
- - - bilateral 97.24
- - - with implant 97.23
- subtotal 97.28

Masters' stress test (two-step) 03.42

Mastoidectomy (cortical)

- (conservative) 32.39
- complete (simple) 32.31
- modified radical 32.39
- radical 32.32
- - modified 32.39
- - simple (complete) 32.31

Mastoidotomy 32.21

Mastoidotympanectomy 32.32

Mastopexy 97.5

Mastoplasty - see Mammoplasty

Mastorrhaphy 97.71

Mastotomy 97.0

Matas operation 51.52

Mayo operation - see Operation

Mazet operation 96.15

McBride operation 89.43

McBurney operation - see Repair, hernia, inguinal

McCall operation 82.7

McCauley operation 95.75
McDonald operation 79.4
McIndoe operation 82.51
McKeever operation 89.42
McReynolds operation 25.29
McVay operation - see Operation
Measles
- immunization 13.26
Measurement
- airways resistance 03.38
- anatomic NEC 03.39
- arterial blood gases 03.61
- basal metabolic rate (BMR) 03.39
- blood gases
- - arterial (systemic) 03.61
- - venous (mixed) 03.62
- body 07.07
- cardiac output (by)
- - Fick method 50.95
- - indicator dilution technique 50.95
- - oxygen consumption technique 50.95
- - thermodilution indicator 50.95
- cardiovascular NEC 03.69
- central venous pressure 50.94
- coronary blood flow 50.95
- gastric function NEC 03.39
- girth 07.07
- intelligence 08.01
- intraocular tension or pressure 03.12
- - as part of extended ophthalmologic
 workup 09.03
- limb length 07.06
- lung volume 03.37
- mixed venous blood gases 03.62
- nervous system NEC 03.19
- physiologic NEC 03.39
- portal venous pressure 50.94
- pressure
- - intrauterine 87.55
- - pulse rate 03.69
- range of movements 07.05
- renal clearance 03.29
- respiratory NEC 03.38
- sense organ NEC 03.19
- skin fold thickness 07.07
- skull circumference 07.07
- systemic arterial
- - pressure 50.95
- venous blood gases (mixed) 03.62
- urine (biassay) (chemistry) 03.29
- vital capacity (pulmonary) 03.37
Meatoplasty
- aural 30.5
- urethral 70.36

Meatotomy
- ureter 68.1
- urethra (external) 70.1
- - internal 70.4
Mediastinectomy 46.2
Mediastinoscopy (transpleural) 46.82
Mediastinotomy 46.1
- with pneumonectomy 44.5
Meditation
- transcendental 08.48
Meloplasty, facial 98.72
Membranectomy
- lens 27.3
Meningorrhaphy (cerebral) 15.12
- spinal NEC 16.49
- - for
- - - meningocele 16.41
- - - myelomeningocele 16.42
Meniscectomy (knee) NEC 92.32
- acromioclavicular 92.60
- sternoclavicular 92.60
- temporomandibular (joint) 88.6
- wrist 92.62
Menstrual extraction or regulation 81.7
Mentoplasty (augmentation) (with graft)
 (with implant) 88.74
 facial, not of bone 98.72
- reduction 88.73
Mesenterectomy 66.3
Mesenterioplexy 66.67
Mesenteroplication 66.67
Mesocoloplication 66.67
Mesopexy 66.67
Metatarsectomy NEC 89.87
Metroplasty 81.59
Microaryngoscopy 01.04
Mid forceps delivery 84.29
Mikulicz operation (first stage) 58.03
- second stage 58.04
Miles operation 60.4
Military anti-shock trousers (MAST) 07.58
Millard operation 98.69
Miller's operation - see Operation
Millin-Reed operation 71.4
Mist therapy 13.64
Mitchell operation 89.41
Mobilization
- joint NEC 07.16
- mandible 88.94
- neostrophingic (mitral valve) 47.12
- spine 07.15
- stapes (transcraural) 31.0
- testis in scrotum 74.4
- transcraural
- - stapes 31.0

Modification

- orbital socket 29.7
- ureterovesical junction 68.1

Mohs operation 98.92

Molegraphy 02.45

Monitoring

- cardiac output (by)
 - - electrographic 03.54
 - - during surgery - omit code
 - - Flick method 50.95
 - - Holter device 03.54
 - - indicator dilution technique 50.95
 - - oxygen consumption technique 50.95
 - - thermofluorescence indicator 50.95
- central venous pressure 50.94
- circulatory NEC 50.95
- coronary blood flow (coincidence counting technique) 50.95
- fetal (intrauterine) 87.54
- Holter (cardiac) 03.54
- intracranial pressure 15.94
- pulmonary artery
 - - pressure 50.95
 - - wedge 50.95
- systemic arterial pressure 50.95
- ventricular pressure (cardiac) 50.95

Moore's operation 93.62

Morgan's operation 71.5

Moschowitz operation - see Operation

Mountain resort

- sanatorium 13.68

Mouth to mouth resuscitation 13.63

Moxibustion 07.35

Muller operation 50.75

Mumford operation 89.70

Musculoplasty (see also Repair, muscle) 95.78

- hand (see also Repair, muscle, hand) 94.87

Music therapy 07.84

Mustard's operation 47.91

Myectomy 95.34

- anorectal 60.92
- for graft 95.33
 - - hand 94.33
 - - hand 94.34
 - - for graft 94.33
- levator palpebrae 22.43
- ocular (oblique) (rectus) 23.1
- rectal 60.92

Myelogram, myelography (air) (gas) 16.83

- posterior fossa 14.85

Myelotomy

- spine, spinal (cird) (tract) (one-stage) (percutaneous) (two-stage) 16.2

Myelotomy - concluded

- stereotactic (longitudinal) (intermittent) 16.2

Myocardectomy 49.39

- infarct 49.39

Myocardiotomy 49.12

Myeliasis 95.99

- hand 94.99

Myomectomy (uterine) 80.19

- broad ligament 81.29

Myoplasty (see also Repair, muscle) 95.78

- hand (see also Repair, muscle, hand) 94.87
- mastoid 31.9

Myorrhaphy 95.55

- hand 94.46

Myosuture 95.55

- hand 94.46

Myotaxis 07.28

Myotendonoplasty (see also Repair,

- tendon) 95.77

- hand 94.86

Myotenoplasty (see also Repair,

- tendon) 95.77

- hand 94.86

Myotenyotomy 95.13

- hand 94.11

Myotomy 95.02

- with division 95.14
 - - hand 94.12
 - - cardia (esophagus) 54.6
 - - colon NEC 58.92
 - - sigmoid 58.91
 - - cricopharyngeal 95.02
 - - for pharyngeal diverticulectomy 41.2
 - - esophagus 54.6
 - - hand 94.02
 - - with division 94.12
 - - levator palpebrae 22.43
 - - ocular (oblique) (rectus) 23.0
 - - sigmoid (colon) 58.91

Myringectomy 32.49

Myringotomy 32.49

Myringo-malleo-labyrinthopexy 32.5

Myringoplasty (epitympanic, type 1) (by

- cauterization) (by graft) 31.4

- revision 31.6

Myringostapediopexy 31.52

Myringostomy 32.01

Myringotomy (with aspiration) (with

- drainage) 32.09

- with insertion of tube or drainage device (bobbin) (catheter) (wick) 32.01

N

- Nailing, intramedullary** 91.39
 - femur 91.34
 - fibula 91.35
 - humerus 91.30
 - radius 91.31
 - tibia 91.35
 - ulna 91.31
- Narcoanalysis** 08.31
- Narcosynthesis** 08.31
- Narrowing**
 - palpebral fissure 22.29
- Nasopharyngogram** 02.05
 - contrast 41.82
- Necropsy** 03.8
- Necrotomy**
 - osteoplastic - see also Sequestrectomy
 - - facet, percutaneous 16.96
- Needleoscopy (fevus)** 87.51
- Needling**
 - anterior capsule (lens) 27.3
 - Bartholin's gland (cyst) 83.11
 - cataract (secondary) 27.3
 - fallopian tube 78.91
 - hydrocephalic head 85.4
 - lens (capsule) 27.3
 - pupillary membrane (iris) 26.52
- Nephrectomy (complete) (total)**
 - (unilateral) 67.41
 - bilateral 67.44
 - partial (wedge) 67.3
 - remaining or solitary kidney 67.42
 - removal transplanted kidney 67.43
- Nephrocolopexy** 67.6
- Nephrocystanastomosis** NEC 68.71
- Nephrolithotomy** 67.01
- Nephrolysis** 71.03
- Nephropexy** 67.6
- Nephroplasty** 67.79
- Nephropyloplasty** 67.79
- Nephropyeloureterostomy** 67.76
- Nephrorrhaphy** 67.71
- Nephroscopy** 67.83
- Nephrostomy (with drainage tube)** 67.02
 - closure 67.72
- Nephrotomogram, nephrotomography**
 - NEC 02.41
- Nephrotomy** 67.01
- Nephroureterectomy (with bladder cuff) (see also Nephrectomy)** 67.41
- Nephroureterocystectomy** 67.41
- Nerve block (cranial) (peripheral) NEC (see also Block, by site)** 17.72

- Neurectasis (cranial) (peripheral)** 17.91
- Neurectomy (cranial) (infraorbital)**
 - (occipital) (peripheral) (spinal) NEC 17.08
 - gastric (vagus) (see also Vagotomy) 56.01
 - opticociliary 26.39
 - paracervical 18.12
 - presacral 18.14
 - retrogasserian 17.08
 - sympathetic - see Sympathectomy
 - trigeminal 17.08
 - tympanic 32.91
- Neurexercsis** NEC 17.08
- Neuroanastomosis (cranial) (peripheral)**
 - NEC 17.61
 - accessory-facial 17.61
 - accessory-hypoglossal 17.61
 - hypoglossal; facial 17.61
- Neurolysis (peripheral nerve) NEC** 17.39
 - carpal tunnel 17.33
 - cranial nerve NEC 17.32
 - spinal (cord) (nerve roots) 16.5
 - tarsal tunnel 17.34
 - trigeminal nerve 17.31
- Neuroplasty (cranial) (peripheral)**
 - NEC 17.69
 - of old injury (delayed repair) 17.63
 - revision 17.62
- Neuropraxy** 17.08
- Neurorrhaphy** 17.2
- Neurotomy (cranial) (peripheral) (spinal)**
 - NEC 17.05
 - acoustic 17.02
 - glossopharyngeal 41.92
 - lacrimal branch (parasympathetic) 18.0
 - retrogasserian 17.01
 - sympathetic 18.0
- Neurotripsy (peripheral) NEC** 17.04
 - trigeminal 17.03
- Nicola operation** - see Operation
- Nissen operation** 65.7
- Noble's operation** 66.61
- Nodulectomy**
 - thyroid 19.22
- Norman Miller operation** 82.64
- Norton operation** 86.2
- Notched lip operation** 98.69

O

- Ober (Yount) operation** 95.15
- Obliteration**
 - aneurysm 51.52
 - bone cavity (see also Osteoplasty) 90.49

Obliteration - concluded

- calyceal diverticulum 67.29
- canaliculi 21.12
- cerebrospinal fistula 15.12
- cul-de-sac 82.7
- ductus arteriosus 50.75
- frontal sinus (with fat) 34.32
- lacrimal punctum 21.9
- lumbar pseudomeningocele 16.41
- lymphatics 52.9
- maxillary sinus 34.21
- meningocele (sacral) 16.41
- pelvic 80.7
- pleural cavity 46.5
- pouch of Douglas 82.7
- sacral meningocele 16.41
- Skene's gland 83.2
- tympanomastoid cavity 31.9
- vagina, vaginal (partial) (total) 82.3
- - cul-de-sac 82.7
- vault 82.7

Occlusal molds (dental) 03.31

Occlusion

- artery - see Ligation, artery
- fallopian tube - see Ligation, fallopian tube
- patent ductus arteriosus 50.75
- vein - see Ligation, vein

Occupational therapy 07.83

O'Donoghue operation 93.43

Odontectomy NEC (see also Removal, tooth, surgical) 35.19

Odontotomy (prophylactic) 35.5

- with removal of tooth 35.19

Oleothorax 45.29

Olshausen operation 81.32

Omentectomy 66.3

Omentofixation 66.66

Omentopexy 66.66

Omentoplasty 66.66

Omentorraphy 66.66

Omentotomy 66.19

Omphalectomy 66.2

Oncectomy 98.26

Oncoplasty 98.76

Oncotomy 98.09

- with drainage 98.03

Oophorectomy (unilateral) 77.2

- with
- - removal
- - - tube (fallopian) 77.3
- - salpingectomy 77.3
- bilateral (same operative episode) 77.41
- - with salpingectomy 77.51
- partial 77.19
- - wedge 77.12

Oophorectomy - concluded

- remaining ovary 77.42
- - with tube 77.52
- solitary ovary 77.42
- - with tube 77.52

Oophorocystectomy 77.19

Oophoropexy 77.69

Oophoroplasty 77.69

Oophororrhaphy 77.61

Oophorostomy 77.0

Oophorotomy 77.0

Open heart

- massage 49.91

Open reduction

- dislocation - see also Reduction, dislocation, by site, open
- - jaw 88.93
- fracture - see also Reduction, fracture, by site, open
- - alveolar 88.15
- - facial NEC 88.19
- - jaw 88.14
- - nasal bone 33.62
- - orbital 88.16
- - pelvis 91.28
- - skull 15.02
- - with internal fixation 91.39
- - zygoma, zygomatic 88.12
- separated epiphysis - see Reduction, separation, epiphysis, by site

Opening

- bony labyrinth 32.79
- cranial suture 15.01
- dura
- - spinal 16.09
- heart valve
- - closed heart technique - see Valvulotomy, by site
- - open heart technique - see Valvuloplasty, by site

Operation (inf) 99.09

- abandoned before onset 99.07
- abandoned during progress 99.08
- Abbe
- - construction of vagina 82.51
- - intestinal anastomosis - see Anastomosis, intestine
- abdominal (region) NEC 66.99
- abdominoperineal NEC 60.4
- Abuec (intra-amniotic injection for abortion) 87.0
- Adams
- - advancement of round ligament 81.32
- - crushing of nasal septum 33.76
- - excision of palmar fascia 94.35
- adenoids NEC 40.99

Operation - continued

- adrenal (gland) (nerve) (vessel) NEC 20.39
- Albee
 - - bone peg, femoral neck 90.04
 - - graft for slipping patella 90.05
 - - sliding inlay graft, tibia 90.06
- Albert (arthrodesis, knee) 93.22
- Aldrich 78.97
- Aldridge (. Studdiford) (urethral sling) 71.4
- Alexander
 - - prostatectomy
 - - - perineal 72.52
 - - - suprapubic 72.2
 - - shortening of round ligaments of uterus 81.32
- Alexander-Adams (shortening of round ligaments of uterus) 81.32
- Altmor (extrapetrosal drainage) 32.22
- Altermeier (perineal rectal pull-through) 60.39
- Ammon (dacryocystotomy) 21.41
- Anderson (tibial lengthening) 90.36
- Anel 21.32
- ansa NEC 14.3
- anterior chamber (eye) NEC 26.98
- anti-incontinence NEC 71.7
- antrum window (nasal sinus) 34.1
- - with Caldwell-Luc approach 34.29
- anus NEC 61.99
- aortic body NEC 51.8
- aorticopulmonary window 51.59
- aponeurosis NEC 95.99
- - band 94.99
- appendix NEC 59.99
- Arslan (fenestration of inner ear) 32.5
- artery NEC 51.99
- Asai (larynx) 43.65
- assisting delivery NEC 85.99
- Austin-Shea 31.4
- Baffles (interatrial transposition of venous return) 47.91
- Baldy-Webster (uterine suspension) 81.32
- Ball
 - - herniorrhaphy - see Repair, hernia, inguinal
 - - undercutting 61.02
- Bancroft (partial gastrectomy with esophagogastrostomy) 55.5
- Bankhart (capsular repair into glenoid, for shoulder dislocation) 93.82
- Bardenheuer (ligation of innominate artery) 50.75
- Barkan (goniotomy) 26.32
- - with goniotomy 26.33
- Barr (transfer of tibialis posterior tendon) 95.65

Operation - continued

- Barsky (closure of cleft hand) 94.83
- Bartholin gland NEC 83.19
- Bassett (ovulectomy with inguinal lymph node dissection) 83.4
- Bassini - see Repair, hernia, inguinal
- Bateb-Spittler-McFaddin (knee disarticulation) 96.15
- Beck I (epicardial poudrage) 48.3
- Beck II (aorta-coronary sinus shunt) 48.3
- Beck-Jianu (permanent gastrostomy) 55.2
- Bell-Beutner (subtotal abdominal hysterectomy) 80.2
- Belsey (esophagogastric sphincter) 54.76
- Benenenti (rotation of bulbous urethra) 70.39
- Berke (levator resection eyelid) 22.43
- Biesenberger (size reduction of breast, bilateral) 97.32
- - unilateral 97.31
- Bigelow (litholapaxy) 69.0
- biliary (duct) (tract) NEC 63.99
- Billroth I (partial gastrectomy with gastrojejunostomy) 55.6
- Billroth II (partial gastrectomy with gastrojejunostomy) 55.7
- Binnie (hepatopexy) 62.59
- Bischoff (ureteroneocystostomy) 68.72
- bisection hysterectomy 80.2
- Bishoff (spinal myelotomy) 16.2
- bladder NEC 69.99
- - flap 68.72
- Blalock (systemic-pulmonary anastomosis) 51.0
- Blalock-Hanlon (creation of atrial septal defect) 47.43
- Blalock-Taussig (subclavian-pulmonary anastomosis) 51.0
- Blasovic (resection and advancement of levator palpebrae superioris) 22.43
- blood vessel NEC 51.99
- Blount
 - - femoral shortening (with blade plate) 90.34
 - - - by epiphyseal stapling 90.24
- Boari (bladder flap) 68.72
- Bobb (cholelithotomy) 63.09
- bone NEC (see also category 90.9) 90.99
- - facial 88.99
- - injury NEC - see category *91.9
- - marrow NEC 53.49
- - skull NEC 15.99
- Bonney (abdominal hysterectomy) 80.3
- Burthen (iridotomy) 26.24
- Bost
 - - plantar dissection 92.27

Operation - continued

- Bost - concluded
- - radiocarpal fusion 93.25
- Bosworth
- - arthroplasty for acromioclavicular separation 93.83
- - fusion of posterior lumbar spine 93.06
- - - for pseudarthrosis 93.08
- - resection of radial head ligaments (for tennis elbow) 92.61
- - shelf procedure, hip 93.69
- bottle (repair of hydrocele of tunica vaginalis) 73.1
- Boyd 96.14
- Bradford-Young 69.74
- brain NEC 15.99
- Bräner (cardiomyx) 49.11
- breast NEC 97.99
- Brieker (ileoureterostomy) 68.41
- Bristow (repair of shoulder dislocation) 93.82
- Brock (pulmonary valvulotomy) 47.05
- Brockman (soft tissue release for clubfoot) 95.75
- bronchus NEC 45.93
- Brooke 58.21
- Browne (-Denis) (hypospadias repair) 76.33
- Brunschwig (temporary gastrostomy) 55.1
- buccal cavity NEC 39.99
- Bunnell (tendon transplant) 94.55
- Burgess (amputation of ankle) 96.13
- Burns 69.74
- bursa NEC 95.99
- - hand 94.99
- bypass - see Bypass
- Caldwell (sulcus extension) 36.91
- - with removal of membrane lining 34.21
- Callander (knee disarticulation) 96.15
- Campbell
- - bone block, ankle 93.11
- - fasciotomy (iliac crest) 95.15
- - reconstruction of anterior cruciate ligaments 93.45
- canthus NEC 22.29
- cardiac NEC 49.99
- - septum NEC 47.95
- - valve NEC 47.96
- carotid body or gland NEC 51.8
- Carroll and Taber (arthroplasty proximal interphalangeal joint) 93.79
- Cattell (herniorrhaphy) 65.51
- Cæd (urethral reconstruction) 70.35
- cecum NEC 58.99
- cerebral (meninges) NEC 15.99

Operation - continued

- cervix NEC 79.9
- Chandler (hip fusion) 93.21
- Charles (correction of lymphedema) 52.9
- Charnley (compression arthrodesis)
- - ankle 93.11
- - hip 93.21
- - knee 93.22
- chest cavity NEC 46.99
- chest wall NEC 46.99
- Cheatle-Henry - see Repair, hernia, femoral
- Chevalier-Jackson (partial laryngectomy) 42.29
- Child (radical subtotal pancreatectomy) 64.43
- Chopart (midtarsal amputation) 96.12
- chordae tendineae NEC 47.32
- choroid NEC 28.67
- ciliary body NEC 28.96
- cingulus NEC 14.3
- cisterna chyli NEC 52.59
- Clagett (closure of chest wall following open flap drainage) 46.62
- Clayton (resection of metatarsal heads and bases of phalanges) 89.77
- clitoris NEC 83.3
- cocked hat (metacarpal lengthening and transfer of local flap) 94.69
- Cockett (varicose vein)
- - lower limb 50.48
- - upper limb 50.43
- Cody tack (perforation of footplate) 31.0
- Coffey (uterine suspension) (Meigs' modification) 81.32
- Cole (anterior tarsal wedge osteotomy) 89.27
- Collis-Nissen (hiatal hernia repair) 65.8
- colon NEC 58.99
- Colonna
- - adductor tenotomy (first stage) 95.12
- - hip arthroplasty (second stage) 93.69
- - reconstruction of hip (second stage) 93.69
- commandó (radical glossectomy) 37.3
- completion 99.09
- conjunctiva NEC 24.99
- cord
- - vocal NEC 43.95
- cornea NEC 25.99
- Coventry (tibial wedge osteotomy) 89.26
- Crawford (tarso-frontalis sling of eyelid) 22.42
- cul-de-sac NEC 82.92
- Culp-Dewcerd (spiral flap pyeloplasty) 67.79

Operation - continued

- Culp-Scardino (ureteral flap pyloroplasty) 67.79
- Curtis (interphalangeal joint arthroplasty) 93.79
- cystocele NEC 82.41
- Dahlman (excision of esophageal diverticulum) 54.22
- Dana (posterior rhizotomy) 16.1
- Danforth (fetal) 85.4
- Daniel's 68.41
- Darrach (ulnar resection) 89.72
- Davis (intubated ureterotomy) 68.2
- de Grandmont (tarsectomy) 22.49
- Delorme
 - - fur collapse of lung 45.29
 - - pericardiectomy 49.2
 - - proctopexy 60.66
 - - repair of prolapsed rectum 60.66
- Denker (radical maxillary autotomy) 34.21
- Dennis-Varco - see Repair, hernia, femoral
- Denonvillier (limited rhinoplasty) 33.76
- dental NEC 36.99
 - - orthodontic NEC 36.7
- Derlacki (tympanoplasty) 31.4
- diaphragm NEC 46.79
- Dickson 95.66
- Dickson-Diveley (tendon transfer and arthrodesis to correct claw toe) 93.39
- Dieffenbach (hip disarticulation) 96.16
- digestive tract NEC 58.99
- Doleries (shortening of round ligaments) 81.32
- D'Ombain 25.29
- Dorrance (push back operation for cleft palate) 39.52
- Dutter (transluminal angioplasty) 51.59
- Druggals (suture of tongue to lip for micrognathia) 37.49
- Doyle (paracervical uterine denervation) 81.4
- Dragstedt
 - - ileostomy 58.21
 - - vagotomy 56.01
- Duhamel (abdominoperineal pull-through) 60.54
- Dührssen (vaginofixation of uterus) 81.32
- Dunn (triple arthrodesis) 93.12
- duodenum NEC 58.99
- Dupuytren
 - - fasciectomy 94.35
 - - fasciotomy 94.13
 - - - with excision 94.35
 - - shoulder disarticulation 96.07

Operation - continued

- Durham (-Caldwell) (transfer of biceps femoris tendon) 95.65
- Du Toit and Roux (staple capsulorrhaphy of shoulder) 93.82
- DuVries (tenoplasty) 95.77
- Dwyer
 - - fasciotomy 95.15
 - - soft tissue release NEC 95.75
 - - wedge osteotomy, calcaneus 89.28
- Eagleton (extrapetrossal drainage) 32.22
- ear (external) NEC 30.9
 - - middle or inner NEC 32.96
- Eden-Hybinette (glenoid bone block) 90.00
- Eller (heart) 48.2
- Eggers
 - - tendon release (patellar retinacula) 95.13
 - - tendon transfer (biceps femoris tendon) (hamstring tendon) 95.65
- Elliot (scleral trephination with iridectomy) 26.21
- Ellis Jones (repair of peroneal tendon) 95.77
- Ellison (reinforcement of collateral ligament) 93.44
- Elmslie-Cholmeley (tarsal wedge osteotomy) 89.27
- Eloesser (thoracoplasty) 45.24
- Emmet (cervix) 79.51
- endocrine gland NEC 20.99
- endorectal pull-through 60.31
- epididymis NEC 75.99
- esophagus NEC 54.99
- Estes (ovary) 77.62
- Estlander 45.29
- eustachian tube 32.97
- Evans (release of clubfoot) 95.75
- extraocular muscle NEC 23.99
- eye NOS 29.99
- eyeball NEC 29.98
- eyelids) NEC 22.9
- face NEC 39.99
 - facial bone or joint NEC 88.99
 - fallopian tube NEC 78.99
- Farabeuf (ischioepubiotomy) 89.38
- Fasanella-Servatt (blepharoptosis repair) 22.49
- fascia NEC 95.99
 - - hand 94.99
- female (genital organs) NEC 83.9
 - - hysterectomy NEC 80.3
- fenestration (aorta) 51.54
- Ferguson (hernia repair) 65.01
- fetus, intrauterine NEC 87.59

Operation - continued

- Pick (perforation of footplate) 31.9
- filtering (for glaucoma) 26.29
- - with iridectomy 26.23
- Finney (pyloroplasty) 56.1
- fistulizing, sclera NEC 26.29
- Foley (pyeloplasty) 67.79
- Fothergill (-Donald) (uterine suspension) 81.32
- Fowler
- - arthroplasty of metacarpophalangeal joint 93.79
- - for collapse of lung 45.29
- - release (mallet finger repair) 94.85
- - tenodesis (hand) 94.86
- Fox (centropion repair with wedge resection) 22.33
- Franco 69.13
- Frank (permanent gastrostomy) 55.2
- Frazier 16.2
- Frazier-Spiller (subtemporal trigeminal rhizotomy) 17.03
- Fredet-Ramstedt (pyloromyotomy) (with wedge resection) 55.3
- Frenchler (intrapectoral drainage) 32.22
- Frickman (abdominal proctopexy) 60.65
- Frommel (shortening of uterosacral ligaments) 81.32
- Gabriel (abdominoperineal resection of rectum) 60.4
- gallbladder NEC 63.99
- ganglia NEC 17.99
- - sympathetic 18.3
- Gant (wedge ostectomy of trochanter) 89.24
- Garceau (tibial tendon transfer) 95.65
- Gardner (spinal meningocele repair) 16.41
- gastric NEC 56.99
- Gelman (release of clubfoot) 95.75
- genital organ NEC
- - female 83.9
- - male 76.99
- Ghormley (hip fusion) 93.21
- Gifford
- - destruction of lacrimal sac 21.5
- - keratotomy (delimiting) 25.1
- Gill
- - arthrodesis of shoulder 93.23
- - laminectomy 16.09
- Gill-Stein (carporadial arthrodesis) 93.25
- Gilliam (uterine suspension) 81.32
- Girdlestone
- - laminectomy with spinal fusion 93.09
- - resection of femoral head and neck 89.74
- - tendon transfer for claw toe 95.65

Operation - continued

- Girdlestone-Taylor (tendon transfer for claw toe repair) 95.65
- glaucoma NEC 26.29
- Glenn (anastomosis of superior vena cava to right pulmonary artery) 51.21
- globus pallidus NEC 14.3
- glomus jugulare 51.8
- Goebel-Frangenheim-Stoeckel (urethrovesical suspension) 71.4
- Goldner (clubfoot release) 92.27
- Goldthwaite
- - ankle stabilization 93.11
- - patella stabilization 93.44
- - tendon transfer for patella dislocation 93.44
- Goddall-Power 82.3
- Gordon-Taylor (hindquarter amputation) 96.17
- Graber-Duvernoy (drilling femoral head) 89.14
- Grantham 14.22
- Green (scapulopexy) 90.40
- Grice (subtalar arthrodesis) 93.13
- Gritti-Stokes (knee disarticulation) 96.15
- Gross
- - exteriorization of small intestine 58.01
- - herniorrhaphy 65.49
- Guildford 31.19
- gum NEC 36.29
- Guyon 96.14
- Hagner (epididymotomy) 75.92
- Halsted - see Repair, hernia, inguinal
- Hampton (anastomosis small intestine to rectal stump) 57.82
- hanging hip (muscle release) 95.14
- hare lip NEC (see also specific procedure) 98.69
- Harrington 93.04
- Harris (closed reduction of femoral fracture with internal fixation) 91.14
- Harrison-Richardson (vaginal suspension) 82.64
- Hartmann (rectal resection) 60.55
- Hauser
- - achillectomy 95.11
- - bunionectomy with adductor tendon transfer 89.43
- - stabilization of patella 93.44
- Heaney (vaginal hysterectomy) 80.4
- heart NEC 49.99
- - septum NEC 47.95
- - valve NEC 47.96
- - adjacent structure NEC 47.39
- - vessel NEC 48.99
- Hegar (perineorrhaphy) 83.69

Operation - continued

- Heine (cyclodialysis) 26.35
- Heinecke-Mikulicz (pyloroplasty) 56.1
- Heller (esophagomyotomy) 54.6
- Hellstrom (transplantation of aberrant renal vessel) 51.55
- hemorrhoids NEC 61.39
- Henley (jejunal) transposition) 55.81
- hepatic NEC 62.99
- hernia - see Repair, hernia
- Hey (amputation of foot) 96.12
- Hey-Groves (reconstruction of anterior cruciate ligament) 93.45
- Heyman (soft tissue release for clubfoot) 95.75
- Heyman-Herndon-Strong (correction of metatarsus varus) 92.27
- Hibbs, spinal fusion 93.06
- Higgins - see Repair, hernia, femoral
- Hill-Allison (hiatal hernia repair, transpleural approach) 65.8
- Hitchcock (anchoring tendon of biceps) 95.77
- Hoffman (claw toe repair) 89.77
- Hofmeister (gastrectomy) 55.7
- Hoke
 - - midtarsal fusion 93.14
 - - triple arthrodesis 93.12
- Holth
 - - iridocleisis 26.24
 - - sclerectomy 26.23
- Homan (correction of lymphedema) 52.9
- Hough 31.19
- House 31.19
- Hutch (ureteroneocystostomy) 68.72
- Hybinette-Eden (glenoid bone block) 90.00
- hymen NEC 82.91
- hypopharynx NEC 41.99
- hypophysis NEC 20.69
- ileal
 - - conduit 68.41
 - - loop 68.41
- ileum NEC 58.99
- Ingleman-Sundberg 71.3
- intestine NEC 58.99
- iris NEC 26.95
 - - inclusion 26.24
- Irving 78.42
- Irwin (see also Osteotomy) 89.39
 - - muscle 95.14
- Jaboulay
 - - abdominopelvic amputation 96.17
 - - gastroduodenostomy 56.2
- Janeway (permanent gastrectomy) 55.2
- jejunum NEC 58.99
- Johanson (urethral reconstruction) 70.35

Operation - continued

- joint (capsule) (ligament) (structure) NEC 93.99
 - - facial NEC 88.99
- Jones
 - - claw toe (transfer of extensor hallucis longus tendon) 95.65
 - - - modified (with arthrodesis) 93.39
 - - dacryocystorhinostomy 21.71
 - - hammer toe (interphalangeal fusion) 93.18
 - - modified (tendon transfer with arthrodesis) 93.39
 - - repair of peroneal tendon 95.77
- Joplin
 - - exostectomy with tendon transfer 89.43
 - - tendon 95.65
- Kader (temporary gastrectomy) 55.1
- Kaufman (for urinary stress incontinence) 71.7
- Kazanjian (buccal vestibular sulcus extension) 36.91
- Kehr (hepatopexy) 62.59
- Keller (hunionectomy) 89.49
- Kelly (-Kennedy) (urethrovesical plication) 71.2
- Kelly-Stoeckel (urethrovesical plication) 71.2
- Kerr (cesarean section) 86.1
- Kessler (arthroplasty, carpometacarpal joint) 93.71
- Kidner (excision of accessory navicular bone) (with tendon transfer) 89.87
- kidney NEC 67.99
- Killian 34.9
- King-Steelquist (handquarter amputation) 96.17
- Kirk (amputation through thigh) 96.15
- Kondoleon (correction of lymphedema) 52.9
- Krause (sympathetic denervation) 18.19
- Kroener (partial salpingectomy) 78.59
- Kroenlein (lateral orbitotomy) 29.02
- Kronig (low cervical cesarean section) 86.1
- Kuhn-Szymanowski (ectropion repair with lid reconstruction) 22.32
- Labbe (gastrotomy) 55.0
- labia NEC 83.7
- lacrimal
 - - apparatus NEC 21.9
 - - gland 21.2
 - - system NEC 21.9
- Ladd 68.95
- Lagrange (iridosclerectomy) 26.23
- Lambriundi (triple arthrodesis) 93.12
- Langenbeck (cleft palate repair) 39.52

Operation - continued

- Lapidus
- - bunionectomy 89.42
- - tendon 95.65
- Larry (shoulder disarticulation) 96.07
- larynx NEC 43.95
- Lash (internal cervical os repair) 79.4
- Latzko
- - cesarean section, extraperitoneal 86.2
- - colpoceleis 82.3
- Leadbetter (urethral reconstruction) 70.35
- Leadbetter-Politano (ureteroneocystostomy) 68.72
- Le Fort (colpoceleis) 82.3
- Lemesurier (cleft lip repair) 98.69
- lens NEC 27.99
- Leriche (periaarterial sympathectomy) 51.7
- levator muscle sling
- - eyelid ptosis repair 22.49
- - urethrovesical suspension 71.3
- - urinary stress incontinence 71.3
- lid suture (blepharoptosis) 22.49
- ligament NEC 93.99
- - broad NEC 81.98
- - round NEC 81.98
- - uterine NEC 81.98
- Lindholm (repair of ruptured tendon) 95.77
- Linton (varicose vein) 50.48
- lip NEC 98.99
- Lipscomb-DuVries (tenoplasty) 95.77
- Lisfranc
- - foot amputation 96.12
- - shoulder disarticulation 96.07
- Littler
- - boutonniere deformity repair 93.79
- - opponensplasty 94.71
- - pollicization 94.61
- Littlewood (forequarter amputation) 96.08
- liver NEC 62.99
- Lloyd-Davies (abdominoperineal resection) 60.4
- Longmire (hepatic duct anastomosis) 63.27
- Lord
- - dilation of anal canal for hemorrhoids 61.39
- - hemorrhoidectomy 61.39
- - orchidopexy 74.4
- Lucas and Murray (knee arthrodesis with plate) 93.22
- lung NEC 45.95
- lymphatic structures) NEC 52.9
- - duct, left (thoracic) NEC 52.59
- Madjener (tubal ligation) 78.41
- Magnuson (Stack) (arthroplasty for recurrent shoulder dislocation) 93.82

Operation - continued

- male genital organs NEC 76.99
- Manchester (Donald (-Fothergill) (uterine suspension) 81.32
- mandible NEC 88.99
- - orthognathic NEC 88.79
- Marckwald (cervical os repair) 79.4
- Marshall-Marchetti (Krantz) (retropubic urethral suspension) 71.5
- Matas (aneurysmorrhaphy) 51.52
- Mayo
- - bunionectomy 89.49
- - herniorrhaphy 65.49
- - vaginal hysterectomy 80.4
- Mazet (knee disarticulation) 96.15
- McBride (bunionectomy with soft tissue correction) 89.43
- McBurney - see Repair, hernia, inguinal
- McCall (enterocele repair) 82.7
- McCauley (release of clubfoot) 95.75
- McDonald (encirclement suture, cervix) 79.4
- McGee - see Malleostapediopy
- McIndoe (vaginal construction) 82.51
- McKeever (fusion of first metatarsophalangeal joint for hallux valgus repair) 89.42
- McKissock (breast reduction) 97.21
- McReynolds 25.29
- McVay
- - femoral hernia - see Repair, hernia, femoral
- - inguinal hernia - see Repair, hernia, inguinal
- meninges (spinal) NEC 16.99
- - cerebral NEC 15.99
- mesentery NEC 66.99
- Mikulicz (exteriorization of intestine) (first stage) 58.03
- - second stage 58.04
- Miles (proctectomy) 60.4
- Millard (cheiloplasty) 98.69
- Miller
- - midtarsal arthrodesis 93.14
- - urethrovesical suspension 71.4
- Millin-Reed (urethrovesical suspension) 71.4
- Mitchell (hallux valgus repair) 89.41
- Mohs (chemosurgical excision of skin) 98.92
- Moore (arthroplasty) 93.62
- Moresin (amputation) 96.15
- Morgan 71.5
- Moschowitz
- - enterocele repair 82.7

Operation - continued

- Moschowitz - concluded
- - herniorrhaphy - see Repair, hernia, femoral
- - sigmoidopexy 58.64
- mouth NEC 39.99
- - external NEC 98.99
- Muller (banding of pulmonary artery) 50.75
- Mumford (partial claviclectomy) 89.70
- muscle NEC 95.99
- - extraocular NEC 23.99
- - hand NEC 94.99
- - papillary heart NEC 47.31
- musculoskeletal system NEC 96.99
- Mustard (internal transposition of venous return) 47.91
- nail (finger) (toe) NEC 98.99
- nasal sinus NEC 34.9
- nasopharynx NEC 41.99
- nerve (cranial) (peripheral) NEC 17.99
- - adrenal NEC 20.39
- - sympathetic NEC 18.3
- nervous system NEC 18.9
- Nicola
- - tendon transplantation 95.65
- - tenodesis for recurrent dislocation of shoulder 93.82
- nipple NEC 97.99
- Nissen (fundoplication of stomach) 65.7
- Noble (plication of small intestine) 66.61
- node (lymph) NEC 52.9
- Norman Miller (vaginopexy) 82.64
- Norton (extraperitoneal cesarean operation) 86.2
- nose, nasal NEC 33.99
- - sinus NEC 34.9
- not completed 99.08
- not elsewhere classified 99.09
- Ober (Yount) (ighteal-iliotibial fasciotomy) 95.15
- obstetric NEC 87.99
- ocular NEC 29.99
- - muscle NEC 23.99
- - tendon NEC 23.99
- O'Donoghue (triad knee repair) 93.43
- Olshausen (uterine suspension) 81.32
- omentum NEC 66.99
- ophthalmologic NEC 29.99
- oral cavity NEC 39.99
- orbicularis muscle sling 22.49
- orbit NEC 29.97
- oropharynx NEC 41.99
- orthodontic NEC 36.7
- orthognathic NEC 88.79
- orthopedic NEC 96.99
- Oscar Miller (midtarsal arthrodesis) 93.14

Operation - continued

- Osmond-Clark (soft tissue release with peroneus brevis tendon transfer) 95.65
- ossicular chain 31.3
- ovary NEC 77.99
- Oxford (for urinary incontinence) 71.4
- palate NEC 39.99
- palpebral ligament sling 22.49
- Panas (linear proctotomy) 60.0
- Pancoast (division of trigeminal nerve at foramen ovale) 17.03
- pancreas NEC 64.99
- papillary muscle (heart) NEC 47.31
- Paquin (ureteroneocystostomy) 68.72
- parathyroid glands) NEC 19.97
- parotid gland or duct NEC 38.99
- Partsch (marsupialization of dental cyst) 36.3
- Patten (auditory canal) 30.5
- Payne and Dewind (jejunocolostomy) 57.83
- Peet (splanchnic resection) 18.19
- Pemberton
- - osteotomy of ilium 89.38
- - rectum (mobilization and fixation for prolapse repair) 60.66
- penis NEC 76.97
- Percyra (paraurethral suspension) 71.6
- pericardium NEC 49.99
- perineum (female) NEC 83.7
- - male NEC 98.99
- periondium NEC 36.29
- perirectal tissue NEC 60.99
- perirenal tissue NEC 71.93
- peritoneum NEC 66.99
- periurethral tissue NEC 70.99
- perivesical tissue NEC 71.93
- pharyngeal flap (cleft palate repair) 39.52
- - secondary or subsequent 39.53
- pharynx, pharyngeal pouch) NEC 41.99
- pineal gland NEC 20.49
- Pinsky (obliteration of nasoseptal telangiectasia) 33.07
- Piper (forceps) - see Delivery, forceps, Piper
- Pirogoff (ankle amputation through malleoli of tibia and fibula) 96.13
- pituitary gland NEC 20.69
- plastic - see Repair, by site
- pleural cavity NEC 46.99
- Politann-Leadbetter (ureteroneocystostomy) 68.72
- pollicization (with nerves and blood supply) 94.61
- Pollock (amputation) 96.15
- Polya (gastrectomy) 55.7
- Pomeroy (ligation and division of fallopian tubes) 78.42

Operation - continued

- Poncet
- - lengthening of Achilles tendon 95.76
- - urethrostomy, perineal 70.0
- Porro (cesarean section) 86.9
- Portmann - see Malleostapedioplexy
- posterior chamber (eye) NEC 29.99
- postpartum NEC 87.99
- Potts-Smith (descending aorta - left pulmonary artery anastomosis) 51.0
- Price (bladder) 71.2
- Printer and Mason (high gastric bypass) 56.2
- prostate NEC 72.89
- pterygium 25.29
- - with corneal graft 25.21
- Puestow (pancreaticojejunostomy) 64.7
- pull-through NEC 60.39
- pulmonary NEC 45.95
- push-back (cleft palate repair) 39.52
- Putti-Platt (capsulorrhaphy of shoulder for recurrent dislocation) 93.82
- pyloric exclusion 56.2
- pyriform sinus NEC 41.99
- "rabbit ear" (anterior urethropexy) (Tudor) 71.7
- Ramadier (intrapetrosal drainage) 32.22
- Ramstedt (pyloromyotomy) with wedge resection) 55.3
- Rankin
- - colectomy (partial) 57.59
- - exteriorization of intestine 58.03
- - proctectomy (complete) 60.4
- Rashkind (balloon septostomy) 47.42
- Haslell (creation of conduit between right ventricle and pulmonary artery) 47.92
- - in repair of
- - - pulmonary artery atresia 47.92
- - - transposition of great vessels 47.92
- - - truncus arteriosus 47.83
- rectal NEC 60.99
- rectocele NEC 82.42
- re-entry (aorta) 51.54
- renal NEC 67.99
- respiratory (tract) NEC 45.95
- retina NEC 28.63
- Richardson (hysterectomy) 80.3
- Hipstein (repair of rectal prolapse) 60.65
- Rodney Smith (radical subtotal pancreatectomy) 64.43
- Roux-en-Y
- - bile duct 63.26
- - cholecystojejunostomy 63.22
- - esophagus (intrathoracic) 54.43
- - pancreaticojejunostomy 64.7

Operation - continued

- Roux-Goldthwait (repair of patellar dislocation) 93.44
- Roux-Herzen-Judine (jejunal loop interposition) 54.53
- Ruiz-Mora (proximal phalangectomy for hammer toe) 89.88
- Russe (bone graft of scaphoid) 90.03
- Siemisch (corneal section) 25.1
- St. Agner 15.06
- salivary gland or duct NEC 38.99
- Salmon 57.7
- Salter (uniminate osteotomy) 89.38
- Sauer Bacon (abdominoperineal resection) 60.4
- Scanzoni 84.4
- Schatz (femoral osteotomy) 89.34
- Schauta (Amreich) (radical vaginal hysterectomy) 80.6
- Schede 45.29
- Scheie
- - cautery of sclera 26.22
- - sclerostomy 26.22
- Schlatter (total gastrectomy) 55.99
- Schroeder (endocervical excision) 79.29
- Schuchardt (minobstetrical episiotomy) 83.09
- Schuknecht - see Malleostapedioplexy
- Schwartz (simple mastoidectomy) 32.31
- sclera NEC 26.97
- Scott
- - intestinal bypass for obesity 57.83
- - jejunocolostomy (bypass) 57.83
- scrotum NEC 73.99
- second stage NEC 99.09
- Seddon-Brooks (transfer of pectoralis major tendon) 95.65
- Sellaras Devco 25.39
- Semb (apicolysis of lung) 45.29
- seminal vesicle NEC 72.69
- Senning (correction of transposition of great vessels) 47.91
- Sever (division of soft tissue of arm) 95.19
- Sewell (heart) 48.2
- sex transformation NEC 76.4
- Sharrard (iliopsoas muscle transfer) 95.66
- Shea - see Malleostapedioplexy
- Shea-Guilford - see Malleostapedioplexy
- Sheldon 17.39
- shelf hip arthroplasty) 93.69
- Shirodkar, suture 79.4
- sigmoid NEC 58.99
- Silver (bininnectomy) 89.49
- Sistrunk (excision of thyroglossal cyst) 19.6

Operation - continued

- Skene's gland NEC 83.7
- skin NEC 98.99
- skull NEC 15.99
- sling
 - eyelid
 - fascia lata, palpebral 22.49
 - frontalis fascial 22.42
 - levator muscle 22.49
 - orbicularis muscle 22.49
 - palpebrae ligament, fascia lata 22.49
 - tarsus muscle 22.49
- fascial (fascia lata)
 - eye 22.42
 - for facial weakness (trigeminal nerve paralysis) 98.73
 - palpebral ligament 22.49
 - suprapubic 71.4
 - tongue 37.49
 - puborectalis 60.66
 - tongue (facial) 37.49
 - urethra (suprapubic) 71.4
 - retropubic 71.5
 - urethrovesical 71.5
- Slocum (pus anserinus transfer) 95.65
- Sluder (tonsillectomy) 40.1
- Smith-Petersen (tridiacarpal arthrodesis) 93.25
- Smithwick (sympathectomy) 18.19
- Soave (tendorectal pull-through) 60.31
- soft tissue NEC 95.99
 - hand 94.99
- Sonneberg (inferior maxillary neurectomy) 17.08
- Sorondo-Ferre (hindquarter amputation) 96.17
- Soutter (iliac crest fasciotomy) 95.15
- Spaiding-Richardson (uterine suspension) 81.32
 - specified NEC 99.09
- spermatic cord NEC 75.99
- sphincter of Oddi NEC 63.89
- spinal (canal) (cord) (structures) NEC 16.99
- Spinelli (correction of inverted uterus) 87.93
- Spivack (permanent gastrostomy) 55.2
- spleen NEC 53.59
- S.P. Rogers (knee disarticulation) 96.15
- Ssabangjew-Frank (permanent gastrostomy) 55.2
- Stacke (simple mastoidectomy) 32.31
- Stallard (conjunctivocystorhinostomy) 21.72
 - with insertion of tube or stent 21.73

Operation - continued

- Stamm (temporary gastrostomy) 55.1
- Stamm-Kader (permanent gastrostomy) 55.2
- State (abdominopertineal proctectomy) 60.4
- Steinberg 56.4
- Steindler
 - fascia stripping (for cavus deformity) 95.15
 - flexorplasty (elbow) 95.66
 - muscle transfer 95.66
- sterilization NEC
 - female (see also specific procedure) 78.49
 - male (see also specific procedure) 75.61
- Stewart (renal plication with pyeloplasty) 67.79
- stomach NEC 56.99
- Stone (anoplasty) 61.69
- Strassman
 - metropasty (Jones modification) 81.59
 - uterus 80.12
- Strayer (gastrocnemius recession) 95.62
- stress incontinence - see Repair, stress incontinence
- Stronge-Little (hepatotomy) 62.0
- Strong (unbridling of celiac artery axis) 51.91
- Sturm Dorf (iconization of cervix) 79.1
 - subcutaneous tissue NEC 98.99
 - sublingual gland or duct NEC 38.99
 - submaxillary gland or duct NEC 38.99
- Summerskill (dacryocystorhinostomy by intubation) 21.71
- suprapubic sling 71.4
- suprarenal gland NEC 20.39
- Surnay (jejunostomy) 58.39
- Swenson
 - bladder reconstruction 69.6
 - proctectomy 60.39
- Swinney (urethral reconstruction) 70.35
- Syme
 - ankle amputation through malleoli of tibia and fibula 96.13
 - urethrotomy, external 70.0
- sympathetic nerve NEC 18.3
- Taarnhoj (trigeminal nerve root decompression) 17.31
- Tack (sacculotomy) 32.79
- Talma-Morison (omentopexy) 66.66
- Tanner (devascularization of stomach) 56.99
- TAPVC NEC 47.82
- tarsus NEC 22.29
 - muscle sling 22.49

Operation - continued

- lendon NEC 95.99
- - extraocular NEC 23.99
- - band NEC 94.99
- testis NEC 74.99
- tetralogy of Fallot
- - partial repair - see specific procedure
- - total (one-stage) 47.81
- Thal (repair of esophageal stricture) 54.75
- thalamus (stereotactic) 14.3
- Thiersch
- - anus 61.69
- - skin graft 98.49
- - - band 98.43
- Thompson
- - cleft lip repair 98.69
- - correction of lymphedema 52.9
- - quadricepsplasty 95.78
- - thumb apposition with bone graft 94.69
- thoracic duct NEC 52.59
- thorax NEC 46.99
- Thorek (partial cholecystectomy) 63.11
- three-snip, punctum 21.42
- thymus NEC 20.95
- thyroid gland NEC 19.95
- TKP (thermokeratoplasty) 25.64
- Tompkins (metreplasty) 81.59
- tongue NEC 37.99
- - flap, palate 39.52
- - tie 37.91
- tonsil NEC 40.99
- Torek (-Bevan) (otchiidopexy) (first stage) (second stage) 74.4
- Torkildsen (ventriculocisternal shunt) 15.2
- Torpin (cul-de-sac resection) 82.7
- Toti (dacryocystorhinostomy) 21.71
- Touchas 98.74
- Tourouff (ligation of subclavian artery) 50.75
- trabeculae corneae cordis (heart) NEC 47.35
- trachea NEC 43.96
- Trauner (lingual sulcus extensio) 36.91
- truncus arteriosus NEC 47.83
- Tsuge (macroducty repair) 94.84
- Tudor "rabbit ear" (anterior urethropexy) 71.7
- Tuffier
- - apicectomy of lung 45.29
- - vaginal hysterectomy 80.4
- tunica vaginalis NEC 73.99
- Turci (release of joint capsules in clubfoot) 92.27
- Twombly-Ulfelder (vulvectomy) 83.4

Operation - continued

- Uchida (tubal ligation with or without fimbriectomy) 78.42
- umbilical cord, to assist delivery 85.99
- umbilicus NEC 66.99
- urachus NEC 69.31
- Urban (mastectomy) (unilateral) 97.18
- - bilateral 97.19
- ureter NEC 68.99
- urethra NEC 70.99
- urinary system NEC 71.99
- uterus (and cervix) NEC 81.99
- - supporting structures NEC 81.98
- uvula NEC 39.69
- vagina NEC 82.91
- vascular NEC 51.99
- vascular body NEC 51.8
- vas deferens NEC 75.99
- - ligation NEC 75.62
- vein NEC 51.99
- vena cava sieve 50.6
- vertebra NEC 90.98
- vesical (bladder) NEC 69.99
- vessel NEC 51.99
- - cardiac NEC 48.99
- Vicq d'Azyr (larynx) 43.1
- Vidal (varicocele ligation) 75.0
- Vineberg (implantation of mammary artery into ventricle) 48.2
- vitreous NEC 28.79
- vocal cord NEC 43.95
- von Kraske (proctectomy) 60.53
- Voss (hanging hip operation) 95.14
- Vulpius (-Comper) (lengthening of gastrocnemius muscle) 95.76
- vulva NEC 83.7
- V-Y (repair)
- - bladder 69.79
- - neck 69.74
- - ectropion 22.32
- - lip NEC 98.69
- - skin (without graft) 98.79
- - subcutaneous tissue (without skin graft) 98.79
- - tongue 37.49
- Ward-Mayo (vaginal hysterectomy) 80.4
- Wardill (cleft palate) 39.52
- Waters (extraperitoneal cesarean section) 86.2
- Waterston (aorta-right pulmonary artery anastomosis) 51.0
- Watkins (-Wertheim) (uterus interposition) 81.31
- Watson-Jones
- - hip arthrodesis 93.21

Operation - continued

- Watson-Jones - concluded
- - reconstruction of lateral ligaments, ankle 93.49
- - shoulder arthrodesis (extra-articular) 93.73
- - tenoplasty 95.77
- Weir
 - - appendicectomy 59.91
 - - correction of nostrils 33.76
 - - Wertheim (radical hysterectomy) 80.5
 - - West (dacryocystorhinostomy) 21.71
- Wheeler
 - - entropion repair 22.32
 - - halving procedure (eyelid) 22.12
- Whipple (radical pancreaticoduodenectomy) 64.6
- - Child modification 64.6
- - Rodney Smith modification 64.6
- White (lengthening of tendo calcaneus by incomplete tenotomy) 95.11
- Whitehead
 - - glossectomy, radical 37.3
 - - hemirrhoidectomy 61.36
- Whitman
 - - foot stabilization (talectomy) 89.87
 - - hip reconstruction 93.69
 - - repair of serratus anterior muscle 95.78
 - - talectomy 89.87
 - - trochanter wedge osteotomy 89.24
- Wier (entropion repair) 22.32
- Williams-Richardson (vaginal construction) 82.51
- Wilms (lithacoplasty) 45.24
- Wilson (angulation osteotomy for hallux valgus) 89.41
- window
 - - antrum (nasal sinus) - see Antrotomy, maxillary
 - - aortic 51.59
 - - aorticopulmonary 51.59
 - - bone cortex (see also incision, bone) 89.19
 - - - facial 88.29
 - - nasointral - see Antrotomy, maxillary
 - - pericardium 49.13
 - - pleural 46.09
- Winwater (cholecystoenterostomy) 63.22
- Winkelmann (hydrocelectomy) 73.1
- Witzel (temporary gastrostomy) 55.1
- Woodward (release of high riding scapula) 93.83
- Wullstein 31.4
- Young
 - - epispadias repair 76.33
 - - hypospadias repair 76.33

Operation - concluded

- Young - concluded
- - tendon transfer (anterior tibialis) (repair of flat foot) 95.65
- - Yount (division of iliotibial band) 95.15
- Zancoll
 - - capsuloplasty 93.79
 - - tendon transfer (biceps) 94.55
 - - Ziegler (iridectomy) 26.53
- Operculectomy** 36.21
- Ophthalmectomy** 29.39
 - with implant (into Tenon's capsule) 29.32
 - with attachment of muscles 29.31
- Ophthalmoscopy** 01.31
- Opponens plasty** (hand) 94.55
- Orbitomaxillectomy, radical** 29.49
- Orbitotomy** NEC 29.09
 - frontal (temporo-frontal) (transfrontal) 29.01
 - Kroenlein (lateral) 29.02
 - lateral 29.02
- Orchidectomy** (with epididymectomy)
 - unilateral) 74.2
 - bilateral (radical) 74.31
 - remaining or solitary testis 74.32
- Orchidopexy** 74.4
- Orchidoplasty** 74.59
- Orchidorrhaphy** 74.4
- Orchidotomy** 74.0
- Orchiectomy** (with epididymectomy)
 - unilateral) 74.2
 - bilateral (radical) 74.31
 - remaining or solitary testis 74.32
- Orchiopexy** 74.4
- Orchioplasty** 74.59
- Orthoptic**
 - training 09.35
- Orthoroentgenography** - see Radiography
- Oscar Miller operation** 93.14
- Osmond-Clark operation** 93.65
- Ossiculectomy** NEC 31.3
 - with
 - - stapedectomy (see also Stapedectomy) 31.19
 - - stapes mobilization 31.0
 - - tympanoplasty 31.52
 - - - revision 31.6
 - partial
 - - with fenestration, inner ear 32.5
- Ossiculotomy** NEC 31.3
- Ostectomy** (partial, except facial - see also category *89.7
 - complete - see Ostectomy, total
 - facial NEC 88.4
 - total, with reconstruction 88.91
- first metatarsal head - see Bunionectomy

Osteotomy - concluded

- for graft (autograft) (homograft) - see also category *89.6
- jaw (lower) 88.51
- - upper 88.4
- mandible 88.51
- - total 88.53
- - - with reconstruction 88.52
- - jaw (lower) 88.51
- total, except facial - see also category *89.8
- - facial oec, with reconstruction 88.91
- - mandible 88.53
- - - with reconstruction 88.52
- upper jaw 88.4

Osteoarthrotomy (see also Osteotomy) 89.39

Osteoclasia 90.79

- carpal, metacarpal 90.73
- clavicle 90.70
- ear 32.79
- femur 90.74
- fibula 90.76
- humerus 90.71
- nasal 33.79
- patella 90.75
- pelvic 90.78
- phalanges (foot) (hand) 90.78
- radius 90.72
- scapula 90.70
- specified site NEC 90.78
- tarsal, metatarsal 90.77
- thorax (ribs) (sternum) 90.70
- tibia 90.76
- ulna 90.72
- vertebrae 90.78

Osteolysis - see also category 90.9

- jaw 88.99

Osteopathic manipulation (see also Manipulation, osteopathic) 07.69

Osteoplasty NEC 90.49

- with bone graft - see Graft, bone
- carpal, metacarpal 90.43
- clavicle 90.40
- cranium NEC 15.06
- - with
- - - flap (bone) 15.03
- - - graft (bone) 15.03
- facial bone NEC 88.79
- femur 90.44
- fibula 90.46
- humerus 90.41
- mandible NEC 88.79
- maxilla 88.79
- nasal bones 33.76
- patella 90.45
- pelvic 90.48

Osteoplasty - concluded

- phalanges (foot) (hand) 90.48
- radius 90.42
- scapula 90.40
- skull NEC 15.06
- with
- - - flap (bone) 15.03
- - - graft (bone) 15.03
- - specified site NEC 90.48
- tarsal, metatarsal 90.47
- thorax (ribs) (sternum) 90.40
- tibia 90.46
- ulna 90.42
- vertebrae 90.48

Osteorrhaphy (see also Osteoplasty) 90.49

Osteosynthesis (fracture) - see Reduction, fracture

Osteotomy (adduction) (angulation) (block) (derotational) (displacement) (partial) (rotational) 89.39

- carpals, metacarpals 89.33
- - wedge 89.23
- clavicle 89.30
- - wedge 89.20
- facial bone NEC 88.29
- femur 89.34
- - wedge 89.24
- fibula 89.36
- - wedge 89.26
- humerus 89.31
- - wedge 89.21
- jaw 88.29
- mandible (segmental) (subapical) NEC 88.29
- - angle 88.71
- maxilla (segmental) 88.29
- metatarsal 89.37
- - wedge 89.27
- - for hallux valgus repair 89.41
- patella 89.35
- - wedge 89.25
- pelvic 89.38
- - wedge 89.28
- phalanges (foot) (hand) 89.38
- - wedge 89.28
- radius 89.32
- - wedge 89.22
- scapula 89.30
- - wedge 89.20
- specified site NEC 89.38
- - wedge 89.28
- tarsal 89.37
- - wedge 89.27
- thorax (ribs) (sternum) 89.30
- - wedge 89.20

Osteotomy - concluded

- tibia 89.36
- - wedge 89.26
- ulna 89.32
- - wedge 89.22
- vertebrae 89.38
- - wedge 89.28
- wedge NEC 89.29

Otoneurectomy (inner ear) 32.79

Otoplasty 30.69

- auditory meatus 30.5
- auricle 30.69
- - construction 30.61
- - reconstruction 30.61
- cartilage 30.69
- - prominent or protruding 30.4
- - reconstruction 30.61
- ear pinning 30.4
- prominent or protruding 30.4

Otoscopy 01.32

- magnifying 01.32
- routine 01.32

Outfolding

- sclera, for buckling (see also Buckling, sclera) 28.3

Outfracture, turbinates (nasal) 33.52

Output and clearance, circulatory 06.05

Overdistension, bladder (therapeutic) 10.25

Overlapping, sclera, for buckling (see also Buckling, sclera) 28.3

Oversewing

- pleural bish 44.21
- ulcer crater (peptic) 56.31
- - duodenum 56.33
- - stomach 56.32

Oxford operation 71.4

Oxygen

- mask
- - catalytic 13.66
- therapy 13.66
- - catalytic 13.66
- - cytoreductive effect 13.66
- - hyperbaric 13.65
- - pump 13.66

Oxygenation 13.66

- hyperbaric 13.65
- - wound 07.59

Oxytocin

- challenge test 87.54
- non-stress test 87.54
- sensitivity test 87.55
- stress test 87.59

P

Pacemaker

- cardiac - see also Insertion, pacemaker, cardiac
- - intraoperative (temporary) 51.64
- - temporary (during and immediately following cardiac surgery) 51.64

Packing - see also Insertion, pack

- auditory canal 10.11
- nose, for epistaxis (anterior) 33.01
- - posterior (and anterior) 33.02
- rectum 10.17
- scela turcica 20.69
- vaginal 10.12

Palatoplasty 39.59

- for cleft palate 39.52
- - secondary or subsequent 39.53

Palatorrhaphy 39.51

- for cleft palate 39.52

Pallidectomy 14.3

Palliduansectomy 14.3

Pallidoansotomy 14.3

Pallidotomy 14.3

Panas operation 60.0

Pancoast operation 17.03

Pancreatotomy (total) (with concomitant duodenectomy) 64.5

- partial NEC 64.49
- - distal (tail) (with part of body) 64.42
- - proximal (head) (with part of body) (with concomitant duodenectomy) 64.41
- - radical 64.43
- - subtotal 64.43
- radical 64.6
- - subtotal 64.43

Pancreaticocystoduodenostomy 64.3

Pancreaticocystoenterostomy 64.3

Pancreaticocystogastrostomy 64.3

Pancreaticocystojejunostomy 64.3

Pancreaticoduodenectomy (total) 64.5

- partial NEC 64.49
- - proximal 64.41
- - radical subtotal 64.43
- radical (one-stage) (two-stage) 64.6
- - subtotal 64.43

Pancreaticoduodenostomy 64.7

Pancreaticoenterostomy 64.7

Pancreaticogastrotomy 64.7

Pancreaticoileostomy 64.7
Pancreaticojejunostomy (causal) 64.7
Pancreatoduodenectomy (total) 64.5
- partial NEC 64.49
- - proximal 64.41
- radical (one-stage) (two-stage) 64.6
- - subtotal 64.43
Pancreatogram (contrast) 64.97
Pancreatolithotomy 64.09
Pancreatotomy 64.09
Pancreolithotomy 64.09
Panendoscopy 01.34
- specified site, other than bladder - see Endoscopy, by site
- via stoma 01.33
Panhysterectomy (abdominal) 80.3
- vaginal 80.4
Panniculectomy 98.74
- abdominal 98.74
Panniculotomy 98.74
Papanicolaou stained smear (uterine cervix) - see Examination, microscopic, by site
Papillectomy
- anus 61.2
Paquin operation 68.72
Paracentesis
- abdominal (percutaneous) 66.91
- anterior chamber, eye 26.91
- bladder 69.11
- cornea 26.91
- eye (anterior chamber) 26.91
- thoracic, thoracic 46.91
- tympanum 32.09
- - with intubation 32.01
Parasitology - see Examination, microscopic
Parathyroidectomy (partial) (subtotal) NEC 19.71
- complete 19.72
- ectopic 19.71
- global removal 19.72
- mediastinal 19.71
- total 19.72
Parotidectomy 38.21
- complete 38.23
- partial 38.22
- radical 38.23
- subtotal 38.22
- total 38.23
Partition, partitioning
- gastric 56.99
- - for obesity 56.93
Parts operation 36.3
Passage - see also Insertion and Intubation
- sounds, urethra 70.5

Patch
- blood, spinal (epidural) 16.95
- graft - see Graft
- spinal, blood (epidural) 16.95
- subdural, brain 15.12
Patellapexy 90.45
Patellaplasty NEC 90.45
Patellectomy (complete) 89.85
- partial 89.75
Patent ductus arteriosus
- occlusion 50.75
Pattee operation 30.5
Pectenotomy 61.4
Pedicle flap - see Graft, skin, pedicle
Peet operation 18.19
Pelvectomy, kidney (partial) 67.3
Pelvimetry 02.65
- gynecological 03.26
Pelviolithotomy 67.11
Pelvioplasty, kidney 67.79
Pelviostomy 67.12
- closure 67.72
Pelviotomy 89.38
- to assist delivery 85.94
Pelviuenteroplasty 67.79
Pemberton operation - see Operation
Penectomy 76.2
Pereyra's operation 71.6
Perforation
- stapes footplate 31.0
Perfusion NEC 51.97
- carotid artery 51.97
- coronary artery 51.97
- for
- - chemotherapy NEC 13.55
- - hormone therapy NEC 13.54
- head 51.97
- hyperthermic (lymphatic), localized region or site 07.35
- intestine (small) (local) 58.95
- - large 58.96
- kidney, local 67.95
- limb (lower) (upper) 51.97
- liver, localized 62.93
- neck 51.97
- subarachnoid (spinal cord) (refrigerated saline) 16.92
- total body 51.96
- whole body 51.96
Pericardectomy 49.2
Pericardiocentesis 49.0
- diagnostic 49.0
Pericardiolysis 49.13
Pericardioplasty 49.4
Pericardiorrhaphy 49.4

Pericardiostomy (tube) 49.13
Pericardiotomy 49.13
Peridectomy 24.22
Perilimbal suction 03.12
Perimetry 09.05
Perineoplasty (non obstetric) 83.69
Perineorrhaphy 83.61
- obstetrical laceration (current) 87.89
Perinotomy (nonobstetrical) 83.09
- to assist delivery - see Episiotomy
Periosteotomy (see also Incision, bone) 89.19
- facial bone 88.29
- jaw 88.29
Perirectofistulectomy 60.93
Peritomy 24.22
Peritomy 24.1
Peritoneocentesis 66.91
Peritoneoscopy 66.83
Peritoneotomy 66.19
Peritoneumectomy 66.3
Pertussis
- immunization 13.17
- - with diphtheria and tetanus 13.19
Petractomy 32.49
Phakoemulsification (ultrasonic) (with aspiration) 27.62
Phakofragmentation (mechanical) (ultrasonic) (with aspiration) 27.62
Phalangectomy (partial) 89.78
- total 89.88
Phalangization (fifth metacarpal) 94.81
Pharyngeal flap operation (cleft palate repair) 39.52
- secondary or subsequent 39.53
Pharyngectomy (partial) 41.2
- with laryngectomy 42.3
Pharyngogram 02.05
- contrast 41.82
Pharyngolaryngectomy 42.3
Pharyngoplasty (with silastic implant) 41.3
- for cleft palate 39.52
- - secondary or subsequent 39.53
Pharyngorrhaphy 41.41
- for cleft palate 39.52
Pharyngoscopy 01.05
Pharyngotomy 41.0
Phenopeel (skin) 98.92
Phlebotomy 50.59
- with
- - anastomosis 50.29
- - - abdominal 50.27
- - - head and neck NEC 50.22
- - - intracranial NEC 50.21
- - - lower limb 50.28
- - - thoracic NEC 50.25
- - - upper limb 50.23

Phlebotomy - concluded
- with - concluded
- - (graft) replacement 50.39
- - - abdominal 50.37
- - - head and neck NEC 50.32
- - - intracranial NEC 50.31
- - - lower limb 50.38
- - - thoracic NEC 50.35
- - - upper limb 50.33
- abdominal 50.57
- head and neck NEC 50.52
- intracranial NEC 50.51
- lower limb 50.58
- thoracic NEC 50.55
- upper limb 50.53
- varicose 50.49
- - abdominal 50.47
- - head and neck NEC 50.42
- - intracranial NEC 50.41
- - lower limb 50.48
- - thoracic NEC 50.45
- - upper limb 50.43
Phlebogoniotomy 26.32
Phlebography (see also Angiography) 50.80
- adrenal 50.87
- vena cava (inferior) (superior) 50.87
Phleborrhaphy 51.33
- cranial sinus 15.13
Phlebotomy 50.09
- abdominal 50.07
- head and neck NEC 50.02
- intracranial NEC 50.01
- lower limb 50.08
- thoracic NEC 50.05
- upper limb 50.03
Phonocardiography
- with EKG lead 03.55
Photocemotherapy NEC 13.83
Photocoagulation
- ciliary body 26.44
- eye, eyeball 29.93
- iris 26.42
- macular hole - see Photocoagulation, retina
- orbital lesion 29.94
- retina
- - for
- - - destruction of lesion 28.55
- - - reattachment 28.45
- - - repair of tear or defect 28.49
- - laser (beam)
- - - for
- - - - destruction of lesion 28.54
- - - - reattachment 28.44
- - - - repair of tear or defect 28.49

Photocoagulation - concluded

- retina - concluded
- - xenon arc
- - - for
- - - - destruction of lesion 28.53
- - - - reattachment 28.43
- - - - repair of tear or defect 28.49

Photography 03.39

- fundus oculi 09.11
- medical 03.39

Phototherapy NEC 13.83

- newborn 13.82

Phrenemphraxis 17.04

- for collapse of lung 45.21

Phrenicectomy 17.04

- for collapse of lung 45.21

Phrenicoexeresis 17.04

- for collapse of lung 45.21

Phrenicotomy 17.04

- for collapse of lung 45.21

Phrenicotripsy 17.04

- for collapse of lung 45.21

Phrenoplasty 46.74

Physical medicine - see also Therapy,

- physical
- combined (unspecified procedures) 07.38
- - diagnostic NEC 07.09

Physical therapy - see Therapy, physical

Physiotherapy - see also Therapy, physical

- chest 13.69

Piercing

- ear lobe 30.01

Pigmentation

- skin 98.01

Pilojection (aneurysm) (Gallagher) 51.52

Pinelectomy (complete) (total) 20.44

- partial 20.43

Pinealotomy (with drainage) 20.42

Pinning

- bone - see fixation, bone, internal
- ear, pinna 30.4

Pinsker operation 33.07

Piper operation - see Delivery, forceps, Piper

Pirogoff's operation 96.13

Pituitectomy (complete) (total) (see also

- Hypophysectomy) 20.57

Placement

- catheter
- - arteriovenous 51.93
- - intra-atrial baffle 47.91

Placentogram, placentography 50.86

- with radioisotope (RISA) 06.17

Planting, skin 98.93

Plantation, tooth (bud) (germ) 35.5

- prosthetic 35.6

Plasma exchange 13.07

Plasmapheresis 13.04

Plastic repair - see Repair, by site

Plasty - see also Repair, by site

- bladder neck (V-Y) 69.79
- skin (without graft) 98.79
- - for repair, wound 98.22
- subcutaneous tissue 98.79

Play therapy 07.81

Pleating

- muscle
- - ocular 23.4
- - sclera, for buckling (see also Buckling, scleral) 28.3

Plethysmography 03.58

Pleuracentesis 46.91

Pleurectomy NEC 46.49

Pleurocentesis 46.91

Pleurodesis 46.5

Pleurolysis (for collapse of lung) 45.29

Pleuropexy 46.93

Pleurotomy 46.09

Plexectomy

- chorioid 15.14
- hypogastric 18.14

Plication

- annulus
- - heart valve 47.33
- - bladder neck 71.2
- - bleb (emphysematous), lung 44.21
- - diaphragm (for hernia repair) (thoracic approach) (thoracoabdominal approach) 65.8
- - eye muscle (oblique) (rectus) 23.4
- - fascia 95.79
- - - hand 94.88
- - intestine (jejunum) (Noble) 66.61
- - Kelly (-Stoeckel) (urethrovesical junction) 71.2
- - levator, for blepharoptosis 22.49
- - ligament (see also Arthroplasty) 93.96
- - - broad 81.32
- - - round 81.32
- - - sacrotuberine 81.32
- - - uterosacral 81.32
- - mesentery 66.67
- - muscle 95.78
- - - hand 94.87
- - round ligament 81.32
- - sphincter, urinary 69.74
- - stomach 56.59
- - tendon 95.77
- - - band 94.86
- - tricuspid valve (with repositioning) 47.14
- - ureter 68.89
- - urethra 70.39

Plication - concluded

- urethrovaginal junction 71.2
- vein (peripheral) 51.59
- vena cava (inferior) (superior) 50.6
- ventricle (heart) 49.99

Plicotomy (middle ear) 32.23

Plombage

- choroid 28.2
- episcleral 28.2
- lung 45.29

Pneumocentesis 45.94

Pneumocisternogram 14.85

Pneumoencephalogram 14.84

Pneumogram, pneumography

- extraperitoneal 71.97
- mediastinal 46.89
- orbit 29.81
- pelvic 66.84
- peritoneum NEC 66.84
- presacral 71.97
- retroperitoneum 71.97

Pneumogynecography 02.46

Pneumomediastinography 46.89

Pneumonectomy (complete) (extended)

- (radical) (standard) (total) (with mediastinal dissection) 44.5
- partial
- - complete excision, one lobe 44.4
- - resection (wedge), one lobe 44.3

Pneumonolysis 45.3

Pneumonotomy (for exploration) 45.1

Pneumoperitoneum (surgically induced) 66.96

- for collapse of lung 45.23
- pelvic 80.87

Pneumothorax (artificial) (induced)

- (surgical) 45.22
- intrapleural 45.22
- therapeutic 45.22

Pneumoventriculogram 14.85

Poliomyelitis

- immunization 13.21

Polishing

- teeth 10.64

Politano-Leadbetter operation 68.72

Politzerization, eustachian tube 32.97

Pollen free room 13.68

Pollicization (with carry over of nerves and blood supply) 94.61

Polya's operation 55.7

Polypectomy - see also Excision, lesion,

- by site
- gastric 55.42
- nasal 33.22

Pomeroy's operation 78.42

Poncet operation - see Operation

Porro operation 86.9

Positrocephalogram 06.11

Postmortem examination 03.8

Potts-Smith operation 51.0

Poudrage

- intrapericardial 48.3
- pleura 46.5

Preparation

- pedicle skin graft 98.52
- skin flap 98.52

Preputiotomy 76.91

Prescription

- contact lens 09.32
- glasses 09.31

Printen and Mason operation 56.2

Probing

- canaliculus
- - lacrimal 21.32
- lacrimal
- - canaliculi 21.32
- - punctum (with irrigation) 21.31
- nasolacrimal duct (with irrigation) 21.33
- - with insertion of tube or stent 21.34
- salivary duct (for dilation of duct) (for removal of calculus) 38.91
- - with incision 38.0

Procedure - see also specific procedure

- diagnostic NEC 13.99
- fistulizing, sclera NEC 26.29
- halving, eyelid 22.12
- invasive diagnostic NEC
- - abdomen (region) 66.89
- - adenoid 40.89
- - adrenal gland 20.89
- - alveolus 36.89
- - amnion 87.55
- - anterior chamber, eye 26.89
- - anus 61.89
- - appendix 57.89
- - biliary tract 63.89
- - bladder 69.89
- - bone 90.89
- - - carpal, metacarpal 90.83
- - - clavicle 90.80
- - - facial 88.89
- - - femur 90.84
- - - fibula 90.86
- - - humerus 90.81
- - - marrow 93.82
- - - patella 90.85
- - - pelvic 90.88
- - - phalanges (foot) (hand) 90.88
- - - radius 90.82
- - - scapula 90.80
- - - specified site NEC 90.88

Procedure - continued

- invasive diagnostic - continued
- - bone - concluded
- - - tarsal, metatarsal 90.87
- - - thorax (ribs) (sternum) 90.80
- - - tibia 90.86
- - - ulna 90.82
- - - vertebrae 90.88
- - brain 14.88
- - breast 97.89
- - bronchus 45.87
- - buccal 39.89
- - bursa NEC 95.89
- - - band 94.98
- - canthus 22.89
- - cecum 57.99
- - cerebral meninges 14.88
- - cervix 79.89
- - chest wall 46.88
- - choroid 28.89
- - ciliary body 26.89
- - clitoris 83.89
- - colon 57.99
- - conjunctiva 24.89
- - cornea 25.89
- - cul-de-sac 82.89
- - dental 36.89
- - diaphragm 46.88
- - duodenum 57.98
- - ear
- - - external 30.89
- - - inner or middle 32.89
- - endocrine gland NEC 20.89
- - epididymis 75.89
- - esophagus 54.89
- - eustachian tube 32.89
- - extraneural muscle or tendon 23.89
- - eye 29.89
- - - anterior chamber 26.89
- - - posterior chamber 28.89
- - eyeball 29.89
- - eyelid 22.89
- - fallopian tube 78.89
- - fascia NEC 95.89
- - - hand 94.98
- - fetus 87.56
- - gallbladder 63.99
- - ganglion (cranial) (peripheral) 17.89
- - - sympathetic 18.89
- - gastric 56.89
- - globus pallidus 14.88
- - gum 36.89
- - heart 49.98
- - hepatic 62.89
- - hypophysis 20.89
- - ileum 57.98
- - intestine (large) 57.99
- - - small 57.98

Procedure - continued

- invasive diagnostic - continued
- - iris 26.89
- - jejunum 57.98
- - joint (capsule) (ligament) (structure) NEC 93.98
- - - facial 88.89
- - kidney 67.89
- - labia 83.89
- - lacrimal (system) 21.89
- - large intestine 57.99
- - larynx 43.84
- - ligament 93.98
- - - uterine 80.89
- - liver 62.89
- - lung 45.88
- - lymphatic structure (channel) (gland) (node) (vessel) 52.89
- - mediastinum 46.89
- - meninges (cerebral) 14.88
- - - spinal 16.89
- - mouth 39.89
- - muscle NEC 95.89
- - - extraocular (oblique) (rectus) 23.89
- - - hand 94.98
- - - papillary (heart) 49.98
- - nail 98.89
- - nasopharynx 41.89
- - nerve (cranial) (peripheral) NEC 17.89
- - - sympathetic 18.89
- - nipple 97.89
- - nose, nasal 33.89
- - - sinus 34.89
- - ocular 29.89
- - - muscle 23.89
- - omentum 66.89
- - ophthalmologic 29.89
- - oral cavity 39.89
- - orbit 29.89
- - orthodontic 36.89
- - ovary 77.89
- - palate 39.89
- - pancreas 64.98
- - papillary muscle (heart) 49.98
- - parathyroid gland 19.89
- - penis 76.89
- - perianal tissue 61.89
- - pericardium 49.98
- - perineum (female) 83.89
- - periprostatic tissue 72.97
- - perirectal tissue 60.89
- - perirenal tissue 71.98
- - peritoneum 66.89
- - periurethral tissue 70.89
- - perivesical tissue 71.98
- - pharynx 41.89
- - pineal gland 20.89

Procedure - continued

- invasive diagnostic - concluded
- - pituitary gland 20.89
- - pleura 46.89
- - posterior chamber, eye 28.89
- - prostate 72.97
- - pulmonary 45.89
- - rectum 60.89
- - renal 67.89
- - respiratory 45.89
- - retina 28.89
- - retroperitoneum 71.98
- - salivary gland or duct 38.89
- - sclera 26.89
- - scrotum 73.89
- - seminal vesicle 72.98
- - sigmoid 57.99
- - sinus, nasal 34.89
- - skin 98.89
- - skull 14.89
- - soft tissue NEC 95.89
- - - hand 94.98
- - - spermatic cord 75.89
- - sphincter of Oddi 63.99
- - spine, spinal (canal)(cord)(meninges) (structure) 16.89
- - spleen 53.85
- - stomach 56.89
- - subcutaneous tissue 98.89
- - sympathetic nerve 18.89
- - tarsus 21.89
- - tendon NEC 95.89
- - - extracocular 23.89
- - - hand 94.98
- - - testicle 74.89
- - thalamus 14.88
- - thoracic duct 52.89
- - thorax 46.88
- - thymus 20.89
- - thyroid gland 19.89
- - tongue 37.89
- - tonsils 40.89
- - tooth 36.89
- - trachea 43.85
- - tunica vaginalis 73.89
- - ureter 68.98
- - urethra 70.89
- - uterus or supporting structures 80.89
- - vulva 39.89
- - vagina 82.89
- - vas deferens 75.89
- - vesical 69.89
- - vitreous 28.89
- - vulva 83.89
- miscellaneous (nonoperative) NEC 13.99
- obstetric NEC 87.99
- respiratory (nonoperative) NEC 13.69

Procedure - concluded

- surgical NOS (see also Operation) 99.09
- therapeutic NEC 13.99
- - psychiatric 08.49
- Proctectasis** 10.22
- Proctectomy (partial)** (see also Resection, rectum) 60.59
 - abdominoperineal 60.4
 - complete (Miles)(Rankin) 60.4
 - pull-through 60.39
- Proctocecostomy** 57.84
- Proctoclysis** 10.37
- Proctolysis** 60.94
- Proctopexy (Delorme)** 60.66
 - abdominal (Ripstein) 60.65
- Proctoplasty** 60.69
- Proctorrhaphy** 60.61
- Proctoscopy** 01.24
 - through stoma (artificial) 01.23
 - transabdominal approach 60.84
- Proctosigmoidectomy** (see also Resection, rectum) 60.59
- Proctosigmoidopexy** 60.66
- Proctosigmoidoscopy** 01.24
 - through existing stoma (artificial) (sigmoidostomy) 01.23
 - transabdominal approach 60.84
- Proctosigmoidostomy** 57.84
- Proctostomy** 60.1
 - closure 60.62
- Proctotomy (decompression)(linear)** 60.0
- Proctovalvotomy** 60.0
- Production - see also Formation**
 - ankylosis (see also Arthrodesis) 93.29
 - atrial(septal) defect 47.41
 - subcutaneous tunnel for esophageal anastomosis 54.77
 - - with anastomosis - see Anastomosis, esophagus, antesternal
- Profile**
 - pressure
 - - urethral (UPP) 03.25
- Prognathic recession** 88.75
- Prophylaxis, dental (scaling) (polishing)** 10.64
- Prostatectomy (complete)(partial) NEC** 72.59
 - cutting loop 72.1
 - perineal 72.52
 - radical (any approach) 72.4
 - retropubic 72.3
 - suprapubic 72.2
 - transcapsular 72.59
 - - perineal 72.52
 - - retropubic 72.3
 - transurethral 72.1

Prostatectomy - concluded
- transvesical punch (suprapubic) 72.2
Prostatoctomy 72.0
Prostatolithotomy 72.0
Prostatotomy 72.0
Prostatovesiculectomy 72.4
Prosthetics
- ocular NEC 09.34
Protection (of)
- individual from his surroundings 13.84
- surroundings from individual 13.84
Provision
- spectacles 09.31
Psychoanalysis 08.2
Psychodrama 08.48
Psychotherapy 08.49
- aversive 08.43
- biofeedback 08.48
- body contact-exploration 08.44
- client-centered 08.44
- confrontation 08.48
- couples 08.44
- family 08.45
- group 08.44
- - sexual (for psychosexual dysfunctions) 08.46
- play 08.48
- psychosexual dysfunctions (group) 08.46
- sexual 08.46
- specified type NEC 08.48
Ptyalectasis 38.91
Ptyalithotomy 38.0
Ptyalolithotomy 38.0
Pubiectomy
- nonobstetric 89.38
- obstetric 85.94
Pubococcygeoplasty 71.3
Puestow operation 64.7
Pull-through
- abdomino-anal 60.39
- abdominoperineal 60.39
- - Duhamel type 60.54
- endorectal 60.31
- resection
- - rectum - see Resection, rectum, pull-through
Pulpectomy (see also Therapy, root canal) 35.71
Pulpotomy (see also Therapy, root canal) 35.71
Pump-oxygenator, for extracorporeal circulation 51.61
Punch
- operation
- - bladder neck, transurethral 69.29
- - prostate - see Prostatectomy

Punch - concluded
- resection, vocal cords 42.22
Puncture
- antrum (Higmore) 34.0
- artery NEC 50.98
- - for
- - - arteriography (see also Angiography) 50.80
- - - coronary arteriography (see also Arteriography, coronary) 48.98
- bladder 69.13
- - needle 69.11
- bone marrow
- - diagnostic 53.81
- - for transplant 53.41
- bursa 95.03
- - hand 94.03
- cisternal 14.01
- - with contrast media 14.85
- cranial 14.09
- - with contrast media 14.85
- craniobuccal pouch 20.62
- craniopharyngioma 20.62
- cul-de-sac 82.0
- fallopian tube 78.91
- fontanel, anterior 14.09
- heart 49.0
- - for intracardiac injection 49.92
- hypophysis 20.62
- iris 26.52
- joint 93.91
- kidney (percutaneous) 67.92
- larynx 43.3
- lumbar (diagnostic) (removal of dye) 16.81
- lung 45.94
- nasal
- - sinus 34.0
- pericardium 49.0
- pituitary gland 20.62
- pleural cavity 46.91
- Rathke's pouch 20.62
- sinus, nasal 34.0
- spinal 16.81
- spleen 53.1
- - for biopsy 53.83
- sternal (for bone marrow biopsy) 53.81
- - donor for bone marrow transplant 53.41
- vein NEC 50.99
- - for
- - - phlebography (see also Phlebography) 50.80
- - - transfusion - see Transfusion
- ventricular shunt tubing 14.09
Pupillotomy 26.52
Push-back operation 39.52
Putti-Platt operation 93.82

- Pyelocolostomy** 68.61
- Pyelogram** (intravenous) 67.85
 - infusion (continuous) (diuretic) 67.85
 - percutaneous 67.87
 - retrograde 67.86
- Pyeloileostomy** 68.61
- Pyelolithotomy** 67.11
- Pyeloplasty** 67.79
- Pyelorrhaphy** 67.71
- Pyeloscopy** 67.84
- Pyelostomy** 67.12
 - closure 67.72
- Pyelotomy** 67.11
- Pyeloureteroplasty** 67.79
- Pylorectomy** 55.6
- Pyloroduodenotomy** 56.1
- Pyloromyotomy** 55.3
- Pyloroplasty** (Finney) (Heineke-Mikulicz) (revision) 56.1
- Pylorostomy** - see **Gastrostomy**
- Pylorotomy** 55.3

Q

- Quadrant resection of breast** 97.27
- Quadricepsplasty** (Thompson) 95.78
- Quarantine** 13.84
- Quenuthoracoplasty** 89.30
- Quotient**
 - respiratory 03.38

R

- Rachicentesis** 16.81
- Rachitomy** 16.09
- Radiation therapy** - see also **Therapy, radiation**
 - teloradiotherapy - see **Teloradiotherapy**
- Radical neck dissection** - see **Dissection, neck**
- Radicotomy** 16.1
- Radiculectomy** 16.1
- Radiculotomy** 16.1
- Radiography** (diagnostic) NEC 02.79
 - abdomen, abdominal (flat plate) NEC 02.59
 - - wall (soft tissue) NEC 02.54
 - adenoid 02.05
 - ankle (skeletal) 02.68
 - - soft tissue 02.74
 - biliary tract NEC 02.37
 - bone survey 02.71

- Radiography** - continued
 - bronchus 02.29
 - chest (routine) 02.28
 - - wall NEC 02.27
 - clavicle 02.23
 - contrast (air) (gas) (radio-opaque substance) nec
 - abdominal wall 02.53
 - arteries (by fluoroscopy) - see **Angiography**
 - bile ducts NEC 02.36
 - bladder NEC 02.42
 - blood vessel - see **Angiography**
 - brain 14.85
 - breast 97.83
 - bronchus NEC (transcricoid) 45.86
 - - endotracheal 45.85
 - epididymis 75.82
 - esophagus 02.31
 - fallopian tubes
 - gas 80.84
 - opaque dye 80.85
 - fistula (sinus tract) - see also **Radiography, contrast, by site**
 - abdominal wall 02.53
 - chest wall 02.26
 - gallbladder NEC 02.37
 - intervertebral discs) 16.83
 - joints - see category *92.7
 - temporomandibular 88.82
 - larynx 43.83
 - lymph - see **Lymphangiogram**
 - mammary ducts 97.83
 - mediastinum 46.89
 - nasal sinuses 34.82
 - nasolacrimal ducts 21.83
 - nasopharynx 41.82
 - orbit 29.81
 - pancreas 64.97
 - pelvis
 - gas 80.87
 - opaque dye 80.88
 - peritoneum NEC 68.84
 - retroperitoneum NEC 71.97
 - seminal vesicles 72.96
 - sinus (tract) - see also **Radiography, contrast, by site**
 - abdominal wall 02.53
 - chest wall 02.26
 - nose 34.82
 - skull 14.85
 - spinal discs) 16.83
 - spleen 53.85
 - trachea 43.85
 - uterus
 - gas 80.84

Radiography - continued

- contrast - concluded
- - uterus - concluded
- - - opaque dye 80.85
- - vas deferens 75.83
- - veins (by fluoroscopy) - see
Phlebography
- - vena cava (inferior) (superior) 48.92
- dental NEC 02.04
- diaphragm 02.29
- digestive tract NEC 02.39
- - barium swallow 02.31
- - lower GI series 02.34
- - small bowel series 02.33
- - upper GI series 02.32
- ear NEC 02.07
- - external 02.05
- elbow (skeletal) 02.62
- - soft tissue 02.73
- epididymis NEC 02.48
- esophagus 02.39
- - barium-swallow 02.31
- eye 09.14
- face, head, or neck 02.05
- facial bones 02.06
- fallopian tubes 02.46
- foot 02.68
- forearm (skeletal) 02.62
- - soft tissue 02.73
- frontal area, facial 02.06
- genital organs NEC 02.49
- hand (skeletal) 02.63
- - soft tissue 02.73
- head NEC 02.05
- heart 02.29
- hip (skeletal) 02.66
- - soft tissue 02.74
- intestine NEC 02.35
- kidney-ureter-bladder (KUB) 02.44
- knee (skeletal) 02.67
- - soft tissue 02.74
- KUB (kidney-ureter-bladder) 02.44
- larynx 02.05
- lower leg (skeletal) 02.67
- - soft tissue 02.74
- lower limb (skeletal) NEC 02.69
- - soft tissue NEC 02.74
- lung 02.29
- mandible 02.06
- maxilla 02.06
- mediastinum 02.29
- nasal sinuses 02.06
- nasolacrimal duct 02.05
- nasopharynx 02.05
- neck NEC 02.05
- nose 02.06
- orbit 02.06

Radiography - concluded

- pelvis (skeletal) 02.66
- - pelvimetry 02.65
- - soft tissue 02.69
- prostate NEC 02.47
- retroperitoneum NEC 02.56
- ribs 02.23
- root canal 02.04
- salivary gland 02.05
- seminal vesicles NEC 02.47
- shoulder (skeletal) 02.61
- - soft tissue 02.73
- skeletal NEC 02.72
- - series (whole or complete) 02.71
- skull (lateral, sagittal or tangential
projection) NEC 02.07
- spine NEC 02.19
- - cervical 02.11
- - lumbosacral 02.13
- - sacrococcygeal 02.13
- - thoracic 02.12
- sternoclavicular joint 02.23
- sternum 02.23
- supraorbital area 02.06
- symphysis menti 02.06
- teeth NEC 02.04
- - full-mouth 02.03
- thigh (skeletal) 02.67
- - soft tissue 02.74
- thyroid region 02.05
- tonsils or adenoids 02.05
- trachea 02.29
- ultrasonic - see Ultrasonography
- upper arm (skeletal) 02.61
- - soft tissue 02.73
- upper limb (skeletal) NEC 02.64
- - soft tissue NEC 02.73
- urinary system NEC 02.44
- uterus NEC 02.46
- - gravid 02.45
- uvula 02.05
- vas deferens NEC 02.48
- wrist 02.63
- zygomaticomaxillary complex 02.06

Radioisotope

- scanning - see Scan, radioisotope
- therapy - see Therapy, radioisotope

Radiology

- diagnostic - see Radiography
- therapeutic - see Therapy, radiation

Raising, pedicle graft 98.62

Ramadier operation 32.22

Ramisection

- mandible 88.71
- maxilla 88.72
- sympathetic 18.0

Ramstedt operation 55.3

Range of mobility

- measurement 07.05

Rankin's operation - see Operation

Rashkind's operation 47.42

Rastelli operation - see Operation

Readjustment - see Adjustment

Reamputation

- stump 96.2

Reanastomosis - see also Anastomosis

- nerve (divided) 17.2

Reattachment

- amputated ear 30.62
- ankle 96.37
- arm (upper) NEC 96.34
- choroid 28.65
- ear (amputated) 30.62
- extremity 96.39
 - - ankle 96.37
 - - arm (upper) NEC 96.34
 - - fingers, except thumb 96.31
 - - thumb 96.32
 - - foot 96.36
 - - forearm 96.33
 - - hand 96.33
 - - leg (lower) NEC 96.37
 - - thigh 96.38
 - - thumb 96.32
 - - toe 96.35
 - - wrist 96.33
- finger 96.31
 - - thumb 96.32
- foot 96.36
- forearm 96.33
- hand 96.33
- joint capsule (see also Arthroplasty) 93.96
- leg (lower) NEC 96.37
- ligament - see also Arthroplasty
 - - uterosacral 81.32
- muscle 95.64
 - - hand 94.54
 - - papillary 47.31
- nerve (peripheral) 17.69
- nose (amputated) 33.77
- papillary muscle (heart) 47.31
- penis (amputated) 76.36
- retina (and choroid) NEC 28.49
 - - by
 - - - cryotherapy 28.42
 - - - diathermy 28.41
 - - - electrocoagulation 28.41
 - - - photocoagulation 28.45
 - - - laser 28.44
 - - - xenon arc 28.43
- tendon (to tendon) 95.63
 - - hand 94.53
 - - to skeletal attachment 95.77
 - - band 94.86

Reattachment - concluded

- thigh 96.38
- thumb 96.32
- toe 96.35
- tooth 35.5
- uterosacral ligament(s) 81.32
- vessels (peripheral) 51.59
 - - renal, aberrant 51.55
- wrist 96.33

Recession

- gastrocnemius tendon (Strayer operation) 95.62
- levator palpebrae (superioris) muscle 22.43
- ocular muscle 23.2
 - - with resection 23.1
- prognathic jaw 88.75
- tendon 95.62
 - - hand 94.52

Reclosure - see also Closure

- disrupted abdominal wall (postoperative) 66.51

Reconstruction (plastic) - see also

- Construction, by site and Repair, by site
- alveolus, alveolar (process) (ridge) (with graft or implant) 36.4
- annulus
 - - cardiac 47.33
- artery (graft) - see Graft, artery
- artificial stoma, intestine 58.41
- auditory canal (external) 30.5
- auricle (ear) 30.61
- bladder 69.6
 - - with ileum 69.6
 - - with sigmoid 69.6
- bone, (except facial) (see also Osteoplasty) 90.49
 - - facial NEC 88.77
 - - - with total osteotomy 88.91
 - - - mandible 88.76
 - - - with total mandibulectomy 88.52
- breast, total 97.6
- bronchus 45.43
- canthus 22.63
- cardiac annulus 47.33
- chest wall (mesh) (silastic) 46.69
- cleft lip NEC (see also specific procedure) 98.69
- conjunctival cul-de-sac 24.32
 - - with graft (buccal mucous membrane) (free) 24.31
- cornea NEC 25.69
- diaphragm 46.74
- ear 30.61
 - - auricle 30.61
 - - external auditory meatus 30.5
 - - meatus (new) (osseous skin-lined) 30.5

Reconstruction - continued

- ear - concluded
- - ossicles 31.3
- - pinning 30.4
- - prominent or protruding 30.4
- eyebrow 22.69
- eyelid NEC 22.69
- - with graft or flap NEC 22.69
- - - mucous membrane 22.61
- - - tarsconjunctival (one-stage) (two-stage) 22.64
- eye socket 29.7
- fallopian tube 78.69
- foot and toes (with fixation device) 93.39
- - with synthetic joint prosthesis 93.31
- frontonasal duct 34.69
- hip (total) (with prosthesis) 93.59
- - with use of methyl methacrylate 93.51
- intraoral 39.49
- joint - see Arthroplasty
- lymphatic (by transplantation) 52.9
- lip NEC 98.69
- - external 98.69
- - internal 39.49
- mandible 88.76
- - with total mandibulectomy 88.52
- mastoid cavity 31.9
- mouth 39.49
- nipple NEC 97.77
- nose NEC 33.76
- - with
- - - graft 33.74
- - - implant (acrylic) (silastic) 33.73
- ossicles (graft) (prosthesis) NEC 31.3
- - with
- - - stapedectomy 31.19
- - - tympanoplasty 31.52
- palate 39.59
- pelvic floor 83.69
- penis 76.35
- pharynx 41.3
- scrotum 73.39
- septum, nasal 33.76
- skin (plastic) (without graft) NEC 98.79
- - with graft - see Graft, skin
- subcutaneous tissue (plastic) (without skin graft) NEC 98.79
- - with graft - see Graft, skin
- tendon pulley (with graft) (with local tissue) 95.71
- - for opponensplasty 94.71
- - hand 94.71
- thumb 94.69
- trachea 43.65
- umbilicus 65.49
- ureteropelvic junction 67.77
- urethra 70.35

Reconstruction - concluded

- vagina 82.52
- vas deferens, divided 75.72
- Recontour, gingiva** 38.1
- Recreational therapy** 07.81
- Rectectomy** (see also Resection, rectum) 60.59
- Rectopexy** (Delorme) 60.66
- abdominal (Ripstein) 60.65
- Rectoplasty** 60.69
- Rectorectostomy** 60.64
- Rectorrhaphy** 60.61
- Rectosigmoidectomy** (see also Resection, rectum) 60.59
- transsacral 60.59
- Rectosigmoidostomy** 57.84
- Rectostomy** 60.1
- closure 60.62
- Red cell survival studies** 06.06
- Reduction**
- adipose tissue 98.74
- batwing arms 98.74
- breast (bilateral) 97.32
- - unilateral 97.31
- bulbous tuberosities (fibrous) (mandible) (maxilla) (osseous) 36.21
- buttocks 98.74
- diastasis, ankle mortise (closed) 91.76
- - open 91.86
- dislocation (closed) (of joint) (manipulation) (with cast) (with splint) (with traction device) 91.79
- - ankle (closed) 91.76
- - - open 91.86
- - elbow (closed) 91.71
- - - open 91.81
- - finger (closed) 91.73
- - - open 91.83
- - foot (closed) 91.77
- - - open 91.87
- - hand (closed) 91.73
- - - open 91.83
- - hip (closed) 91.74
- - - open 91.84
- - knee (closed) 91.75
- - - open 91.85
- - open (with external fixation) (with internal fixation) 91.89
- - - specified site NEC 91.88
- - shoulder (closed) 91.70
- - - open 91.80
- - - specified site (closed) NEC 91.78
- - - open 91.88
- - temporomandibular (closed) 88.92
- - - open 88.93
- - toe (closed) 91.77
- - - open 91.87

Reduction - continued

- dislocation - concluded
- - wrist (closed) 91.72
- - - open 91.82
- elephantiasis
- - scrotum 73.2
- epistaxis (see also Control, epistaxis) 33.09
- fracture (bone) (closed) (with cast) (with splint) (with traction device) 91.09
- - with internal fixation 91.19
- - alveolar process (with stabilization of teeth)
- - - mandible (closed) 88.04
- - - - open 88.15
- - - maxilla (closed) 88.03
- - - - open 88.15
- - - - open 88.15
- - ankle - see Reduction, fracture, leg NEC
- - arm (closed) NEC 91.01
- - - with internal fixation 91.11
- - - open 91.21
- - - - with internal fixation 91.31
- - blow-out - see Reduction, fracture, orbit
- - carpal, metacarpal (closed) 91.02
- - - with internal fixation 91.12
- - - open 91.22
- - - - with internal fixation 91.32
- - epiphysis - see Reduction, separation, epiphysis
- - facial (bone) NOS (closed) 88.01
- - - open 88.11
- - - specified site NEC 88.09
- - - open 88.19
- - femur (closed) 91.04
- - - with internal fixation 91.14
- - - open 91.24
- - - - with internal fixation 91.34
- - fibula (closed) 91.05
- - - with internal fixation 91.15
- - - open 91.25
- - - - with internal fixation 91.35
- - foot (closed) NEC 91.06
- - - with internal fixation 91.16
- - - open 91.26
- - - - with internal fixation 91.36
- - hand (closed) NEC 91.02
- - - with internal fixation 91.12
- - - open 91.22
- - - - with internal fixation 91.32
- - humerus (closed) 91.00
- - - with internal fixation 91.10
- - - open 91.20
- - - - with internal fixation 91.30
- - jaw (lower) - see also Reduction, fracture, mandible

Reduction - continued

- fracture - continued
- - jaw - concluded
- - - upper - see Reduction, fracture, maxilla
- - larynx 43.54
- - leg (closed) NEC 91.05
- - - with internal fixation 91.15
- - - open 91.25
- - - - with internal fixation 91.35
- - malar (closed) 88.02
- - - open 88.12
- - mandible (closed) (with dental wiring) 88.04
- - - open 88.14
- - maxilla (closed) (with dental wiring) 88.03
- - - open 88.13
- - nasal (closed) 33.61
- - - open 33.62
- - open 91.29
- - - with internal fixation 91.39
- - - specified site NEC 91.28
- - - with internal fixation 91.38
- - orbit (closed) (rim) (wall) 88.05
- - - open 88.16
- - patella (open) (with internal fixation) 91.38
- - phalanges
- - - foot (closed) 91.07
- - - - with internal fixation 91.17
- - - - open 91.27
- - - - - with internal fixation 91.37
- - - hand (closed) 91.03
- - - - with internal fixation 91.13
- - - - open 91.23
- - - - - with internal fixation 91.33
- - radius (closed) 91.01
- - - with internal fixation 91.11
- - - open 91.21
- - - - with internal fixation 91.31
- - skull 15.02
- - - specified site (closed) NEC 91.08
- - - with internal fixation 91.18
- - - open 91.28
- - - - with internal fixation 91.38
- - spine 16.43
- - tarsal, metatarsal (closed) 91.06
- - - with internal fixation 91.16
- - - open 91.26
- - - - with internal fixation 91.36
- - tibia (closed) 91.05
- - - with internal fixation 91.15
- - - open 91.25
- - - - with internal fixation 91.35
- - ulna (closed) 91.01
- - - with internal fixation 91.11

Reduction - continued

- fracture - concluded
- - ulna - concluded
- - - open 91.21
- - - - with internal fixation 91.31
- - vertebra 16.43
- - wrist NOS - see Reduction, fracture, carpal
- fracture (bone) (closed) (with cast) (with splint) (with traction device) - continued
- - zygoma, zygomatic arch (closed) 88.02
- - - open 88.12
- fracture-dislocation - see Reduction, fracture
- hemorrhoids (manual) 61.31
- hernia (see also Repair, hernia)
- - manually 10.27
- intussusception 58.81
- - large intestine 58.83
- - small intestine 58.82
- inverted uterus
- - surgical 87.93
- malrotation, intestine (manual) (surgical) 58.81
- - large 58.83
- - small 58.82
- mammoplasty (bilateral) 97.32
- - unilateral 97.31
- prolapse
- - anus (operative) 61.94
- - colostomy (manual) 10.28
- - enterostomy (manual) 10.28
- - ileostomy (manual) 10.28
- - rectum (manual) 10.26
- - uterus
- - - by pessary 10.16
- - - surgical 81.32
- ptosis overcorrection 22.65
- retroversion, uterus by pessary 10.16
- separation, epiphysis (with internal fixation) (closed) 91.49
- - femur (closed) 91.44
- - - open 91.54
- - fibula (closed) 91.45
- - - open 91.55
- - humerus (closed) 91.40
- - - open 91.50
- - open 91.59
- - - specified site (closed) NEC - see also category *91.4
- - - open - see category *91.5
- - tibia (closed) 91.45
- - - open 91.55
- size
- - abdominal wall (adipose) (pendulous) 98.74
- - arms (adipose) (batwing) 98.74

Reduction - concluded

- size - concluded
- - breast (bilateral) 97.32
- - - unilateral 97.31
- - buttocks (adipose) 98.74
- - finger (macroductyly repair) 94.84
- - skin 98.74
- - subcutaneous tissue 98.74
- - thighs (adipose) 98.74
- torsion
- - intestine (manual) (surgical) 58.81
- - - large 58.83
- - - small 58.82
- - kidney pedicle 67.74
- - nuchatum 66.66
- - spermatic cord 75.42
- - - with orchidopexy 74.4
- - testis 75.42
- - - with orchidopexy 74.4
- - uterus NEC 81.98
- - - gravid 87.99
- trochanteric lipomatosis 98.74
- vulvula
- - intestine 58.81
- - - large 58.83
- - - small 58.82
- - stomach 56.92

Reefing

- joint capsule (see also Arthroplasty) 93.96

Re-entry operation 51.54

Re-establishment, continuity - see also

- Anastomosis
- bowel 58.51
- fallopian tube 78.69
- vas deferens 75.72

Reformation, chamber of eye 26.98

Refracture

- bone (for faulty union) (see also Osteoclasts) 90.79
- - nasal 33.79
- - turbinate 33.52

Refusion, spine 93.08

Regional blood flow study 06.05

Regulation, menstrual 81.7

Rehabilitation programs NEC 07.89

- blind NEC 07.78
- daily life activities 07.83
- domestic tasks 07.83
- educational 07.82
- sheltered employment 07.85
- vocational 07.85

Reimplantation

- adrenal tissue (heterotopic) (orthotopic) 20.35
- artery 51.59
- - coronary, into aorta 48.99
- - renal, aberrant 51.55

Reimplantation - enucleated

- bile ducts following excision of ampulla of Vater 63.52
- extremity - see Reattachment, extremity
- fallopian tube into uterus 78.64
- kidney 67.51
- lung 45.5
- ovary 77.62
- pancreatic tissue 64.82
- parathyroid tissue (heterotopic) (orthotopic) 19.96
- penis 76.36
- pulmonary artery for hemitruncus repair 47.83
- renal vessel, aberrant 51.55
- severed limb - see Reattachment, extremity
- testis in scrotum 74.4
- thyroid tissue (heterotopic) (orthotopic) 19.94
- tooth 35.5
- ureter into
 - - bladder 68.72

Reinforcement - see also Repair, by site
sclera NEC 26.75
- with graft 26.74

- Reinsertion** - see also Insertion
- breast prosthesis (implant) 97.93
 - cardiac pacemaker battery 49.84
 - cystostomy tube 71.95
 - extruded orbital implant 29.62
 - fixation device (internal) (see also Fixation, bone, internal) 90.59
 - heart valve (prosthetic) 47.94
 - Holter (Spitz) valve 15.42
 - implant (expelled) (extruded)
 - - eyeball 29.62
 - - ocular NEC (with) 29.55
 - - attachment, muscles 29.54
 - - reinforcement, foreign material 29.54
 - - orbital 29.62
 - nephrostomy tube 67.93
 - pacemaker (battery) cardiac 49.84
 - pyelostomy tube 67.94
 - ureteral stent, by incision 68.2
 - ureterostomy tube 71.94
 - valve
 - - heart (prosthetic) 47.94
 - - ventricular (cerebral) 15.42

Relaxation - see also Release

- training 98.43

Release

- hand, pulmonary artery 51.91
- carpal tunnel (for nerve decompression) 17.33
- celiac artery axis 51.91

Release - continued

- central slip, extensor tendon band (mallet finger repair) 94.85
- chordee 76.32
- clubfoot NEC 95.75
- colostomy
 - - scar tissue - see Revision, colostomy
- de Quervain's tenosynovitis 94.01
- Dupuytren's contracture (by palmar fasciectomy) 94.35
 - - by fasciotomy (subcutaneous) 94.13
 - - with excision 94.35
- Fowler (mallet finger repair) 94.85
- joint (adherent) (capsule) (constrictive) (see also Division, joint capsule) 92.29
- laryngeal 43.92
- ligament (see also Division, ligament) 92.29
 - - median arcuate 51.91
 - - median arcuate ligament 51.91
 - - muscle (division) 95.14
 - - hand 94.12
 - - nerve (peripheral) NEC 17.39
 - - cranial NEC 17.32
 - - trigeminal 17.31
- obstruction
 - - coronary artery, direct 48.0
 - - pressure, intraocular NEC 26.29
- retinae cunum of finger 94.19
- scar tissue
 - - skin 98.3
 - - stoma - see Revision, stoma
- syndactyly 98.79
- tarsal tunnel 17.34
- tendon 95.13
 - - hand 94.11
 - - - extensor, central slip (repair mallet finger) 94.85
 - - sheath 95.01
 - - - hand 94.01
- tenosynovitis 95.01
 - - abductor pollicis longus 94.01
 - - de Quervain's 94.01
 - - external pollicis brevis 94.01
 - - hand 94.01
- torsion
 - - intestine 58.81
 - - - large 58.83
 - - - small 58.82
 - - kidney pedicle 67.74
 - - ovary 77.95
 - - testes 75.42
- transverse carpal ligament (for nerve decompression) 17.33
- trigger finger or thumb 94.01
- urethral stricture 70.4

Release - concluded

- Volkmann's contracture
- - excision of scar, muscle 95.22
- - fasciotomy 95.15
- - muscle transplantation 95.66
- web contracture (skin) 98.3

Relief - see Release

Remobilization

- joint 07.16
- stapes 31.0

Remodelling

- cardiac annulus 47.33

Removal - see also Excision

- Abrams bar (chest wall) 46.01
- abscess - see Incision, by site
- adenoid tag(s) 40.5
- anal tags 61.2
- arch bars (orthodontic) 36.7
- - immobilization device 11.88
- arterial graft or prosthesis 51.49
- arteriovenous shunt (device) 51.43
- - with creation of new shunt 51.42
- Barton's tongs (skull) 15.99
- blood clot - see also Incision, by site
- - after vascular operation 51.49
- - bladder (by incision) 69.13
- - - without incision 69.0
- - kidney (without incision) 68.0
- - - by incision 67.01
- - ureter (by catheter) (without incision) 68.0
- - - by incision 68.2
- bone
- - fragment (hip) (see also Incision, bone) 89.19
- - - compound fracture - see category *91.6
- - - facial 88.29
- - - joint (see also Arthrotomy) 92.19
- - - necrotic (see also Sequestrectomy, bone) 89.09
- - - - joint (see also Arthrotomy) 92.19
- - - skull 14.14
- - - - with debridement compound fracture 15.02
- - spicules, spinal canal 16.43
- brace 11.88
- breast implant 97.94
- calcareous deposit
- - bursa 96.03
- - - hand 94.03
- - - muscle 95.22
- - - hand 94.22
- - tendon, intratendinous 95.29
- - - hand 94.29

Removal - continued

- calcification
- - heart valve leaflets - see Valvuloplasty, heart
- - valve cusps (heart) - see Valvuloplasty, heart
- calculus
- - bile duct 63.39
- - bladder (by incision) 69.13
- - - without incision 69.0
- - common duct (by incision) 63.31
- - - percutaneous 63.99
- - gallbladder 63.09
- - - without incision 63.99
- - hepatic duct 63.39
- - kidney (by incision) 67.01
- - - without incision 68.0
- - - pelvis 67.11
- lacrimal
- - canaliculi 21.32
- - - by incision 21.49
- - gland 21.2
- - - by incision 21.0
- - passage(s) 21.39
- - - by incision 21.49
- - punctum 21.31
- - - by incision 21.42
- - sac 21.39
- - - by incision 21.41
- pancreas 64.09
- perirenal tissue 71.09
- pharynx 41.2
- prostate 72.0
- renal pelvis 67.11
- salivary gland (by incision) 38.0
- - by probe 38.91
- - ureter (by incision) 68.2
- - - without incision 68.0
- - urethra (by incision) 70.0
- - - without incision 70.5
- caliper tongs (skull) 15.99
- cannula
- - vessel-to-vessel 51.43
- - - with replacement 51.94
- cardiac pacemaker battery or system 49.87
- cartilage
- - larynx 42.29
- cast 11.88
- - with reapplication 11.13
- - - lower limb 11.12
- - - upper limb 11.11
- catheter (indwelling) - see also Removal, tube
- - bladder 11.64
- - middle ear (tympanum) 32.1
- - ureter 11.62

Removal - continued

- catheter - concluded
- - urinary 11.64
- - ventricular (cerebral) 15.43
- - - with concomitant replacement 15.42
- cerclage material, cervix 81.96
- cerumen, ear 10.62
- chalazion 22.13
- conjunctiva for pterygium 25.29
- corneal epithelium 25.31
- - for smear or culture 25.81
- coronary artery obstruction (thrombus) 48.0
- crutchfield tongs (skull) 15.99
- cyst - see also Excision, lesion, by site
- - dental 36.3
- - lung 44.29
- cystic duct remnant 63.51
- decidua (by)
- - aspiration curettage 81.61
- - curettage (D and C) 81.01
- - manual 87.6
- dental wiring (immobilization device) 11.34
- - orthodontic 36.7
- device (therapeutic) NEC 11.89
- - abdomen NEC 11.86
- - digestive system NEC 11.59
- - drainage - see Removal, tube
- - for musculoskeletal immobilization NEC 11.88
- - genital tract NEC 11.77
- - head and neck NEC 11.39
- - intrauterine contraceptive 11.71
- - thorax NEC 11.49
- - trunk NEC 11.87
- - urinary system NEC 11.69
- diaphragm, vagina 11.73
- disc, intervertebral 92.31
- drainage device - see Removal, tube
- dye, spinal canal 16.81
- ectopic fetus (from) (intraperitoneal) 86.3
- - abdominal cavity 86.3
- - extraperitoneal (intra-ligamentous) 81.21
- - extrauterine 86.3
- - fallopian tube (ruptured) 86.3
- - - with salpingectomy 78.52
- - intra-ligamentous 81.21
- - ovarian 86.3
- - peritoneal (following uterine or tubal rupture) 86.3
- - site NEC 86.3
- - tubal (with salpingectomy) 78.52
- electrodes
- - brain 14.12
- - - with concomitant replacement 15.93

Removal - continued

- electrodes - concluded
- - cardiac pacemaker
- - - endocardial 49.86
- - - myocardial 49.85
- - - transvenous 49.86
- - endocardial 49.86
- - intracranial 14.12
- - - with concomitant replacement 15.93
- - myocardial 49.85
- - peripheral nerve 17.93
- - - with concomitant replacement 17.92
- - spinal 16.94
- - - with concomitant replacement 16.93
- electroencephalographic receiver (brain) (intracranial) 14.12
- - with concomitant replacement 15.93
- electronic
- - heart device NEC 49.87
- - - battery 49.87
- - - electrode
- - - - endocardial 49.86
- - - - myocardial 49.85
- - - - transvenous 49.86
- - - - pulse generator 49.87
- - stimulator
- - - bladder 69.98
- - - brain 14.12
- - - - with concomitant replacement 15.93
- - - - intracranial 14.12
- - - - with concomitant replacement 15.93
- - - peripheral nerve 17.93
- - - - with concomitant replacement 17.92
- - - skeletal muscle 95.93
- - - - with concomitant replacement 95.97
- - - spinal 16.94
- - - - with concomitant replacement 16.93
- - - ureter 68.93
- electrostimulator - see Removal, electronic, stimulator, by site
- embolus 50.09
- - with endarterectomy - see Endarterectomy
- - abdominal
- - - artery 50.06
- - - vein 50.07
- - aorta (arch) (ascending) (descending) 50.04
- - arteriovenous shunt or cannula 51.49
- - bovine graft 51.49
- - head and neck vessel NEC 50.02
- - intracranial vessel NEC 50.01

Removal - continued

- embolus - concluded
- - lower limb vessel 50.08
- - pulmonary (artery)(vein) 50.05
- - thoracic vessel NEC 50.05
- - upper limb (artery)(vein) 50.03
- embryo NEC 86.49
- - intraperitoneal (see also Removal, ectopic fetus) 86.3
- encircling tube (retinal detachment) 28.61
- epithelial downgrowth, anterior chamber 26.93
- epulis 36.21
- external fixation device 11.88
- - mandibular NEC 11.36
- extradural hematoma 14.13
- extrauterine embryo - see Removal, ectopic fetus
- eyeball 29.39
- - with implant 29.32
- - - with attachment of muscles 29.31
- fallopian tube - see Salpingectomy
- feces (impacted) (by flushing) (manual) 10.38
- fetus, ectopic - see Removal, ectopic fetus
- fingers, supernumerary 96.01
- fixation device
- - external 11.88
- - - mandibular NEC 11.36
- - - internal 90.69
- - - - carpal, metacarpal 90.63
- - - - clavicle 90.60
- - - - facial (bone) 88.96
- - - - femur 90.64
- - - - fibula 90.66
- - - - humerus 90.61
- - - - patella 90.65
- - - - pelvic 90.68
- - - - phalanges (foot) (hand) 90.68
- - - - radius 90.62
- - - - scapula 90.60
- - - - specified site NEC 90.68
- - - - tarsal, metatarsal 90.67
- - - - thorax (ribs)(sternum) 90.60
- - - - tibia 90.66
- - - - ulna 90.62
- - - - vertebrae 90.68
- foreign body NEC (see also Incision, by site) 12.49
- - abdominal (cavity) 66.92
- - - wall 66.0
- - adenoid 12.02
- - - by incision 40.91
- - alveolus, alveolar bone 12.39
- - - by incision 36.0
- - antecubital fossa 12.45
- - - by incision 98.04

Removal - continued

- foreign body NEC - continued
- - anterior chamber (penetrating cornea) 26.1
- - - by incision 26.0
- - - with use of magnet 26.1
- - anus (intraluminal) 12.16
- - - by incision 81.93
- - artificial stoma (intraluminal) 12.25
- - atrium 49.12
- - auditory canal, external 30.02
- - axilla 12.45
- - - by incision 98.04
- - bladder (without incision) 69.0
- - - by incision 69.13
- - bone, except fixation device (see also Incision, bone) 89.19
- - - alveolus, alveolar 12.39
- - - - by incision 36.0
- - - facial 88.29
- - brain 14.29
- - - without incision into brain 14.13
- - breast 97.0
- - bronchus (intraluminal) 12.05
- - - by incision 45.0
- - bursa 95.03
- - - hand 94.03
- - canthus 12.39
- - - by incision 22.21
- - cerebral meninges 14.21
- - cervix (intraluminal) NEC 12.22
- - - penetrating 81.97
- - choroid 28.1
- - - by incision 28.0
- - - with use of magnet 28.1
- - ciliary body 26.1
- - - by incision 26.0
- - - with use of magnet 26.1
- - conjunctiva (by magnet) 12.32
- - - by incision 24.0
- - cornea 12.31
- - - by
- - - - incision 25.1
- - - - magnet 25.0
- - duodenum 12.14
- - - by incision 57.02
- - ear (intraluminal) 12.24
- - - with incision 30.09
- - endocardium 49.12
- - epididymis 75.92
- - esophagus (intraluminal) 12.12
- - - by incision 54.09
- - extrapleural (by incision) 46.01
- - eye, eyeball (by magnet) 12.31
- - - anterior segment 26.1
- - - - by incision 26.0
- - - - with use of magnet 26.1

Removal - continued

- foreign body NEC - continued
- - eye, eyeball - concluded
- - - non-penetrating 12.31
- - - penetrating NOS 29.1
- - - posterior segment 28.1
- - - - by incision 28.0
- - - - with use of magnet 28.1
- - - superficial 12.31
- - eyelid 12.32
- - - by incision 22.09
- - fallopian tube 78.0
- - fascia 95.09
- - - hand 94.09
- - foot 12.46
- - gallbladder 63.09
- - groin region (abdominal wall) (inguinal) 66.0
- - gum 12.39
- - - by incision 36.0
- - - band (without incision) 12.44
- - - head and neck NEC 12.39
- - - heart NOS 49.11
- - - internal fixation device - see Removal, fixation device, internal
- - intestine
- - - by incision 57.01
- - - large (intraluminal) 12.15
- - - - by incision 57.04
- - - small (intraluminal) 12.14
- - - - by incision 57.03
- - - intraluminal NOS 12.29
- - - intraocular 26.1
- - - - by incision 26.0
- - - - with use of magnet 26.1
- - - iris 26.1
- - - - by incision 26.0
- - - - with use of magnet 26.1
- - - joint structures (see also Arthroscopy) 92.19
- - - kidney (transurethral) (by endoscopy) 68.0
- - - - by incision 67.01
- - - - pelvis (transurethral) 68.0
- - - - - by incision 67.11
- - - labia 12.41
- - - - by incision 83.09
- - - lacrimal
- - - - canaliculi 21.32
- - - - - by incision 21.49
- - - - gland 21.2
- - - - - by incision 21.0
- - - - passages) 21.39
- - - - - by incision 21.49
- - - - punctum 21.31
- - - - - by incision 21.42

Removal - continued

- foreign body NEC - continued
- - lacrimal - concluded
- - - sac 21.39
- - - - by incision 21.41
- - - large intestine (intraluminal) 12.15
- - - - by incision 57.04
- - - larynx (intraluminal) 12.03
- - - - by incision 43.3
- - - lens 27.1
- - - - by incision 27.1
- - - - with use of magnet 27.0
- - - liver 62.0
- - - lower limb, except foot 12.47
- - - - foot 12.46
- - - lung 45.1
- - - mediastinum 46.1
- - - meninges (cerebral) 14.21
- - - - spinal 16.01
- - - mouth (intraluminal) 12.11
- - - - by incision 39.92
- - - muscle 95.02
- - - - band 94.02
- - - myocardium 49.12
- - - nasal sinus 34.41
- - - - antrum 34.1
- - - - - with Caldwell-Luc approach 34.29
- - - - ethmoid 34.42
- - - - frontal 34.31
- - - - maxillary 34.1
- - - - - with Caldwell-Luc approach 34.29
- - - - sphenoid 34.43
- - - nerve (cranial) (peripheral) NEC 12.05
- - - - root 16.01
- - - nose (intraluminal) 12.01
- - - - by incision 33.1
- - - oral cavity (intraluminal) 12.11
- - - - by incision 39.92
- - - orbit (by magnet) 12.31
- - - - by incision (see also Orbitotomy) 29.09
- - - - penetrating NOS 29.1
- - - palate (penetrating) 12.39
- - - - by incision 39.1
- - - pancreas 64.09
- - - penis 12.42
- - - - by incision 76.92
- - - pericardium 49.13
- - - perineum (female) 12.41
- - - - by incision 83.09
- - - - male 12.43
- - - - - by incision 98.04
- - - perirenal tissue 71.09
- - - peritoneal cavity 66.92

Removal - continued

- foreign body NEC - continued
- - perivesical tissue 71.19
- - pharynx (intraluminal) 12.02
- - - by pharyngotomy 41.0
- - pleura (by incision) 46.09
- - popliteal space 12.47
- - - by incision 98.04
- - rectum (intraluminal) 12.16
- - - by incision 60.0
- - renal pelvis (transurethral) 68.0
- - - by incision 67.11
- - retina 28.1
- - - by incision 28.0
- - - with use of magnet 28.1
- - retroperitoneum 66.92
- - sclera 26.1
- - - by incision 26.0
- - - with use of magnet 26.1
- - scrotum 12.42
- - - by incision 73.0
- - sinus (nasal) 34.41
- - - antrum 34.1
- - - - with Caldwell-Luc approach 34.29
- - - ethmoid 34.42
- - - frontal 34.31
- - - maxillary 34.1
- - - - with Caldwell-Luc approach 34.29
- - - sphenoid 34.43
- - skin (without incision) NEC 12.49
- - - by incision 98.04
- - skull 14.13
- - - with incision into brain 14.29
- - small intestine (intraluminal) 12.14
- - - by incision 57.03
- - soft tissue NEC 95.09
- - - hand 94.09
- - spermatic cord 75.93
- - spinal (caval) (cord) (meninges) 16.01
- - stomach (intraluminal) 12.13
- - - by incision 55.0
- - subconjunctival (by magnet) 12.32
- - - by incision 24.0
- - subcutaneous tissue NEC 12.49
- - - by incision 98.04
- - supraclavicular fossa 12.45
- - - by incision 98.04
- - tendon (sheath) 95.01
- - - hand 94.01
- - testis 74.0
- - thorax (by incision) 46.09
- - thyroid (by incision) (gland) 19.09
- - tongue 37.93

Removal - continued

- foreign body NEC - concluded
- - tonsil 12.02
- - - by incision 40.91
- - trachea (intraluminal) 12.04
- - - by incision 43.3
- - trunk NEC 12.43
- - tunica vaginalis 12.42
- - upper limb, except hand 12.45
- - - hand 12.44
- - ureter (transurethral) 68.0
- - - by incision 68.2
- - urethra (intraluminal) 12.24
- - - by incision 70.0
- - uterus (intraluminal) 12.22
- - vagina (intraluminal) 12.23
- - - by incision 82.14
- - vas deferens 75.5
- - ventricle (heart) 49.12
- - vitreous 28.1
- - - by incision 28.0
- - - with use of magnet 26.1
- - vulva 12.41
- - - by incision 83.09
- gallbladder - see Cholecystectomy
- gallstones
- - bile duct (by incision) NEC 63.39
- - common duct (by incision) 63.31
- - - percutaneous 63.99
- - duodenum 57.02
- - gallbladder 63.09
- - - without incision 63.99
- - hepatic ducts 63.39
- - intestine 57.01
- - - large 57.04
- - - small NEC 57.03
- - liver 62.0
- Gardner Wells tongs (skull) 15.99
- granulation tissue - see also Excision, lesion, by site
- - with repair - see Repair, by site
- - cranial 14.5
- - skull 14.5
- - spinal canal 16.49
- grommet 32.1
- hair follicle 98.09
- halo traction device (skull) 15.99
- heart assist system 49.64
- - with replacement 49.63
- hematoma - see Drainage, by site
- hydatidiform mole 80.0
- impacted
- - feces (by flushing) (manual) (rectum) 10.38
- - tooth 35.19
- - - from nasal sinus (maxillary) 34.52

Removal - continued

- implant
- - breast 97.94
- - cornea 25.93
- - lens (prosthetic) 27.8
- - middle ear NEC 32.96
- - ocular 29.61
- - - posterior segment 28.61
- - orbital 29.63
- - retina 28.61
- - tympanum 32.1
- internal fixation device (of bone) - see Removal, fixation device, internal
- intrauterine contraceptive device (IUD) 11.71
- Kantrowitz heart pump 49.64
- keel (tantalum plate), larynx 43.95
- kidney - see also Nephrectomy
- - mechanical 67.98
- - transplanted or rejected 67.43
- laminaria (tent), uterus 11.77
- laryngeal plate 43.95
- lens implant 27.8
- lesion - see Excision, lesion, by site
- ligamentum flavum (spine) - omit code
- ligature
- - fallopian tube 78.69
- - ureter 68.86
- - vas deferens 75.74
- loose body
- - bone - see Sequestrectomy
- - joint structure (see also Arthrology) 92.19
- lymph node - see Excision, lymph, node
- mesh (surgical) - see Removal, foreign body, by site
- mucous membranous labyrinth 32.79
- Mulligan hood, fallopian tube 78.94
- - with concomitant replacement 78.93
- muscle stimulator (skeletal) 95.99
- - with replacement 95.97
- myringotomy device or tube 32.1
- nail (bed) (fold) 98.96
- - internal fixation device - see Removal, fixation device, internal
- nasal polyp 33.22
- necrosis, skin 98.11
- neuropacemaker
- - brain 14.12
- - - with concomitant replacement 15.93
- - - intracranial 14.12
- - - with concomitant replacement 15.93
- - - peripheral nerve 17.93
- - - with concomitant replacement 17.92
- - - spinal 16.94
- - - with concomitant replacement 16.93

Removal - continued

- neurostimulator
- - brain 14.12
- - - with concomitant replacement 15.93
- - - intracranial 14.12
- - - with concomitant replacement 15.93
- - - peripheral nerve 17.93
- - - with concomitant replacement 17.92
- - - spinal 16.94
- - - with concomitant replacement 16.93
- nonabsorbable surgical material NEC - see Removal, foreign body, by site
- ocular implant 29.61
- odontoma (tooth) 36.3
- orbital implant 29.63
- osteocartilagenous loose body, joint structures (see also Arthrology) 92.19
- outer attic wall (middle ear) 32.49
- ovary - see Oophorectomy
- ovo-testis (unilateral) 74.2
- - bilateral 74.31
- pacemaker
- - brain (intracranial) 14.12
- - - with concomitant replacement 15.93
- - - cardiac NEC 49.87
- - - battery 49.87
- - - electrodes
- - - - endocardial 49.86
- - - - myocardial 49.85
- - - - transvenous 49.86
- - - pulse generator 49.87
- - - intracranial 14.12
- - - with concomitant replacement 15.93
- - - neural
- - - - brain 14.12
- - - - with concomitant replacement 15.93
- - - - peripheral nerve 17.93
- - - - with concomitant replacement 17.92
- - - - spine 16.94
- - - - with concomitant replacement 16.93
- - - - spinal 16.94
- - - - with concomitant replacement 16.93
- pack, packing
- - dental 11.33
- - intrauterine 11.72
- - nasal 11.32
- - rectum 11.59
- - trunk NEC 11.85
- - vagina 11.75
- - vulva 11.75
- pantopaque dye, spinal canal 16.81
- patella (complete) 89.85
- - partial 89.75

Removal - continued

- pectus deformity implant device 46.01
- pelvic viscera, en masse (female) 80.7
- - male 69.51
- pessary, vagina NEC 11.74
- phlebotomy - see Removal, embolus
- placenta (by)
 - - aspiration curettage 81.61
 - - D and C 81.01
 - - manual 87.6
- plaque, dental 10.64
- plate, skull 15.05
- - with concomitant replacement 15.04
- polyp - see also Excision, lesion, by site
 - - gastric 55.42
 - - nasal 33.22
- prosthesis
 - - arterial 51.49
 - - bile duct 63.7
 - - - nonoperative 11.55
 - - dental 11.35
 - - eye 11.31
 - - facial bone 88.99
 - - fallopian tube 78.94
 - - - with concomitant replacement 78.93
 - - joint structures 92.09
 - - - ankle 92.06
 - - - elbow 92.01
 - - - foot and toe 92.07
 - - - hand and finger 92.03
 - - - hip 92.04
 - - - knee 92.05
 - - - shoulder 92.00
 - - - specified site NEC 92.08
 - - - spine 92.08
 - - - wrist 92.02
 - - lens 27.8
 - - penis (internal) 76.96
 - - Rosen (urethra) 71.99
 - - testicular, by incision 74.0
- pseudophakos 27.8
- pterygium 25.29
- - with corneal graft 25.21
- pulse generator, cardiac 49.87
- pump assist device, heart 49.64
- - with replacement 49.63
- radioactive material - see Removal, foreign body, by site
- redundant
 - - skin
 - - - eyelids 22.62
- rejected organ
 - - kidney 67.43
 - - testis 74.32
- reservoir, ventricular (Ommaya) (Rickham) 15.43
- - with concomitant replacement 15.42

Removal - continued

- retained placenta (by)
 - - aspiration curettage 81.61
 - - D and C 81.01
 - - manual 87.6
- retinal implant 28.61
- rhinolith 33.1
- rib
 - - cervical 89.80
- rice bodies, tendon sheath 95.01
- - band 94.01
- roof of orbit - see Orbitotomy
- root, residual (buried) (retained) (tooth) 35.11
- Rosen prosthesis (urethra) 71.99
- scleral buckle or implant 28.61
- Scribner's shunt 51.43
- secondary membranous cataract (with iridectomy) 27.61
- secundines (by)
 - - aspiration curettage 81.61
 - - D and C 81.01
 - - manual 87.6
- sequestrum - see Sequestrectomy
- seton, anus 61.93
- Shepard's tube (ear) 32.1
- Shirodkar suture, cervix 81.96
- shunt
 - - arteriovenous 51.43
 - - - with creation of new shunt 51.42
 - - lumbar-subarachnoid NEC 16.98
 - - pleurothecal 16.98
 - - salpingothecal 16.98
 - - spinal (thecal) NEC 16.98
 - - subarachnoid-peritoneal 16.98
 - - subarachnoid-ureteral 16.98
- silastic tubes
 - - ear 32.1
 - - fallopian tubes 78.94
 - - - with concomitant replacement 78.93
- skin
 - - necrosis or slough 98.11
 - - superficial layer (by dermatabrasion) 98.93
- skull tongs 15.99
- splint 11.88
- stent
 - - larynx 43.95
 - - urethral 11.65
- stimocervet (brain) (intra cranial) 14.12
- - with concomitant replacement 15.93
- sutures) NEC 11.89
 - - abdominal wall 11.83
 - - by incision - see Incision, by site
 - - cervix, encircling 81.96
 - - genital tract 11.76
 - - head and neck 11.38

Removal - continued

- suture(s) - concluded
- - thorax 11.43
- - trunk NEC 11.84
- symblepharon - see Repair, symblepharon
- tags
- - hemorrhoidal 61.36
- testis (Unilateral) 74.2
- - bilateral 74.31
- - remaining or solitary 74.32
- thrombus 50.09
- - with endarterectomy - see Endarterectomy
- - abdominal
- - - artery 50.06
- - - vein 50.07
- - aorta (arch) (ascending) (descending) 50.04
- - arteriovenous shunt or cannula 51.49
- - bovine graft 51.49
- - head and neck vessel NEC 50.02
- - intracranial vessel NEC 50.01
- - lower limb vessel 50.08
- - pulmonary (artery) (vein) 50.05
- - thoracic vessel NEC 50.05
- - upper limb (artery) (vein) 50.03
- toes, supernumerary 96.11
- tongs, skull 15.99
- tonsil tag 40.3
- tooth (by forceps) (multiple) (single) NEC 35.09
- - deciduous 35.01
- - surgical NEC 35.19
- - - impacted 35.19
- - - residual root 35.11
- - - root apex 35.74
- - - - with root canal therapy 35.73
- tracheostomy tube 11.37
- trachoma follicles 24.22
- T-tube (bile duct) 11.55
- tube
- - appendix 11.53
- - bile duct (T-tube) NEC 11.55
- - cholecystostomy 11.54
- - cystostomy 11.63
- - ear (button) 32.1
- - gastrostomy 11.51
- - large intestine 11.53
- - liver 11.55
- - mediastinum 11.42
- - nephrostomy 11.61
- - pancreas 11.56
- - peritoneum 11.81
- - pleural cavity 11.41
- - pyelostomy 11.61
- - retroperitoneum 11.82

Removal - concluded

- tube - concluded
- - small intestine 11.52
- - thoracotomy 11.41
- - tracheostomy 11.37
- - tympanostomy 32.1
- - tympanum 32.1
- - ureterostomy 11.62
- - urinary NEC 11.64
- tympanostomy tube 32.1
- ureteral splint 68.99
- utricle 32.79
- valve
- - vas deferens 75.75
- - ventricular (cerebral) 15.43
- vascular graft or prosthesis 51.49
- ventricular shunt or reservoir 15.43
- - with concomitant replacement 15.42
- Vinke tongs (skull) 15.99
- vitreous (with replacement) 28.72
- - anterior approach (partial) 28.71
- - open sky technique 28.71
- wiring, dental (immobilization device) 11.34
- - orthodontic 36.7
- Renipuncture** (percutaneous) 67.92
- Renogram** 66.03
- Renotransplantation** NEC 67.59
- Reopening** - see also Incision, by site
- abdominal wound 66.11
- blepharorrhaphy 22.09
- bone (see also Incision, bone) 89.19
- canthorrhaphy 22.09
- cilia base 22.69
- craniotomy or craniectomy site 14.13
- fallopian tube (divided) 78.69
- iris in anterior chambers 26.95
- laminectomy or laminotomy site 16.02
- laparotomy site 66.11
- osteotomy site (see also Incision, bone) 89.19
- - facial bone 88.29
- oval window NOS 32.6
- recent operation site, liver 62.0
- tarsorrhaphy 22.09
- thoracotomy site (for control of hemorrhage) (for examination) (for exploration) 46.03
- thyroid field wound (for control of hemorrhage) (for examination) (for exploration) (for removal of hematoma) 19.02
- vas deferens 75.72
- wound
- - abdominal 66.11
- Repacking** - see Replacement, pack, by site

Repair

- A and P 82.43
- abdominal wall (muscles) NEC 66.64
- adrenal gland 20.34
- alveolus, alveolar (process) (ridge) (with graft) (with implant) 36.4
- anal sphincter 61.69
 - - laceration (by suture) 61.61
 - - - obstetric (current) 87.82
 - - - - old 61.69
- aneurysm (false) (true) 51.52
 - - by or with
 - - - clipping 51.51
 - - - coagulation 51.52
 - - - electrocoagulation 51.52
 - - - excision or resection of vessel - see also Aneurysmectomy, by site
 - - - - with
 - - - - - anastomosis - see Aneurysmectomy, with anastomosis, by site
 - - - - - graft replacement - see Aneurysmectomy, with replacement, by site
 - - - - filipuncture 51.52
 - - - - graft replacement - see Aneurysmectomy, with replacement, by site
 - - - - ligation 50.79
 - - - - methyl methacrylate 51.52
 - - - - occlusion 51.52
 - - - - suture 51.52
 - - - - trapping 51.52
 - - - - wiring 51.52
 - - - - wrapping (gauze) (methyl methacrylate) (plastic) 51.52
 - - coronary artery 48.91
 - - heart
 - - - ruptured 49.4
 - - - sinus of Valsalva 47.39
 - - thoracic aorta (dissecting), by fenestration 51.54
 - anomalous pulmonary venous connection (total)
 - - one-stage 47.82
 - - partial - see specific procedure
 - - total 47.82
 - anus 61.69
 - - laceration (by suture) 61.61
 - - - obstetric (current) 87.82
 - - - - old 61.69
 - aorta (suture) 51.32
 - aorticopulmonary window 51.59
 - arteriovenous fistula 51.23
 - - by or with
 - - - clipping 51.53
 - - - coagulation 51.53

Repair - continued

- arteriovenous fistula - concluded
 - - by or with - concluded
 - - - division 51.53
 - - - excision or resection - see also Aneurysmectomy, by site
 - - - - with
 - - - - - anastomosis - see Aneurysmectomy, with anastomosis, by site
 - - - - - graft replacement - see Aneurysmectomy, with replacement, by site
 - - - - ligation 50.79
 - - - - with division 51.53
 - - - - coronary artery 48.99
 - - - - occlusion 51.53
 - - - - suture 51.53
- artery NEC 51.59
 - - with
 - - - patch graft NOS 51.58
 - - - - with excision or resection of vessel - see Arteriotomy, with replacement, by site
 - - - - synthetic (Dacron) (Teflon) 51.57
 - - - - tissue (autogenous) (homograft) (vein) 51.56
 - - - suture 51.32
 - - artificial opening - see Repair, stoma
- atrial septal defect NEC 47.72
 - - with
 - - - prosthesis (open heart technique) 47.52
 - - - - closed heart technique 47.53
 - - - tissue graft 47.62
 - - - combined with repair of valvular and ventricular septal defects - see Repair, endocardial cushion defect
 - - - in total repair of total anomalous pulmonary venous connection 47.82
- atrioventricular canal defect (any type) 47.74
 - - with
 - - - prosthesis 47.55
 - - - tissue graft 47.64
- bifid digit (finger) 94.88
- bile duct NEC 63.69
 - - laceration (by suture) NEC 63.69
 - - - common bile duct 63.61
- bladder NEC 69.79
 - - exstrophy 69.75
 - - for stress incontinence - see Repair, stress incontinence
 - - laceration (by suture) 69.71
 - - - obstetric (current) 87.81
 - - - - old 69.79
- neck 69.74

Repair - continued

- bladder - concluded
- - suture 69.71
- blepharophimosis 22.29
- blepharoptosis NEC 22.49
- - by
 - - - frontalis muscle technique (with)
 - - - - fascial sling 22.42
 - - - - suture 22.41
 - - - levator muscle technique 22.43
 - - - orbicularis oculi muscle sling 22.49
 - - - superior rectus technique (with)
 - - - - fascial sling 22.44
 - - - - tendon transplant 22.45
 - - - tarsal technique 22.49
- blood vessel NEC 51.59
- - with
 - - - patch graft NOS 51.58
 - - - - with excision or resection - see Angiectomy, with replacement
 - - - - synthetic (Dacron) (Teflon) 51.57
 - - - - tissue (autogenous) (homograft) (vein) 51.56
 - - - - resection - see Angiectomy
 - - - suture 51.31
- bone NEC (see also Osteoplasty) 90.49
- - accessory sinus 34.69
- - cranium NEC 15.06
- - - with
 - - - - flap (bone) 15.03
 - - - - graft (bone) 15.03
- - facial NEC 88.79
- - nasal 33.79
- - skull NEC 15.06
- - - with
 - - - - flap (bone) 15.03
 - - - - graft (bone) 15.03
- bottle, hydrocele of tunica vaginalis 73.1
- brain (trauma) NEC 15.92
- breast (plastic) (see also Mammoplasty) 97.79
- broad ligament 81.39
- bronchus NEC 45.43
- - laceration (by suture) 45.41
- canaliculus, lacrimal 21.69
- canthus (lateral) 22.63
- cardiac pacemaker (electrodes) (pulse generator) NEC
 - - with replacement
 - - - battery 49.84
 - - - electrode(s)
 - - - - endocardial 49.82
 - - - - myocardial 49.81
 - - - pulse generator 49.83
- cartilage (joint) (see also Arthroplasty) 93.96
- cerebral meninges 15.12

Repair - continued

- cerebrospinal fistula (intracranial) 15.12
- cervix NEC 79.59
- - internus 79.4
- - laceration (by suture) 79.51
- - - obstetric (current) 87.72
- - - old 79.59
- chest wall (mesh) (silastic) NEC 46.69
- chordae tendineae 47.32
- choroid NEC 28.66
- - with retinal repair - see Repair, retina
- cisterna chyli 52.59
- cleft
 - - hand 94.83
 - - laryngotracheal 43.59
 - - lip NEC (see also specific procedure) 98.69
 - - palate 39.52
 - - - secondary or subsequent 39.53
- coarctation of aorta - see Excision, coarctation of aorta
- colostomy 58.44
- conjunctiva NEC 24.39
- - with scleral repair 26.71
- - laceration 24.5
- - - with repair of sclera 26.71
- - late effect of trachoma 24.39
- cornea NEC 25.69
- - with
 - - - transplant - see Keratoplasty
 - - - postoperative dehiscence 25.4
- coronary artery 48.0
- corpus uteri
 - - obstetric laceration (current) 87.73
- cranium NEC 15.06
- - with
 - - - flap (bone) 15.03
 - - - graft (bone) 15.03
- cryptorchidism 74.4
- cuff
 - - rotator (suture) 95.53
- cusp
 - - valve (heart) - see Repair, heart, valve
- cystocele 82.41
- - and rectocele 82.43
- dental arch 36.7
- diaphragm NEC 46.74
- diastasis recti 95.55
- diastematomyelia 16.49
- duodenostomy 58.42
- dura mater 15.12
- ear (external) 30.69
- - auditory canal or meatus 30.5
- - auricle NEC 30.69
- - cartilage NEC 30.69
- - laceration (by suture) 30.3
- - lop ear 30.69

Repair - continued

- car - concluded
- - middle NEC 31.9
- - prominent or protruding 30.4
- ectropion NEC 22.39
- - by or with
- - - blepharoplasty NEC 22.33
- - - - extensive 22.32
- - - lid reconstruction 22.32
- - - suture (technique) 22.39
- - - tautening 22.39
- - - thermocauterization 22.31
- - - wedge resection 22.33
- encephalocele (cerebral) 15.12
- - spinal 16.42
- endocardial cushion defect 47.74
- - with
- - - prosthesis (grafted to septa) 47.55
- - - tissue graft 47.64
- enterocele (female) 82.7
- - male 65.9
- enterostomy 58.41
- entropion NEC 22.39
- - by or with
- - - blepharoplasty NEC 22.33
- - - - extensive 22.32
- - - lid reconstruction 22.32
- - - suture (technique) 22.39
- - - tautening 22.39
- - - thermocauterization 22.31
- - - wedge resection 22.33
- epicanthus (fold) 22.23
- epididymis (and spermatic cord) NEC 75.49
- - with vas deferens 75.79
- epiglottis 43.59
- episiotomy
- - routine following delivery - see Episiotomy
- - secondary 87.89
- epispadias (male) 76.33
- - female 70.39
- esophagus, esophageal NEC 54.79
- - fistula NEC 54.74
- - stricture 54.75
- exstrophy of bladder 69.75
- eye, eyeball 29.96
- - multiple structures 29.96
- - rupture 29.96
- - socket 29.7
- eyebrow 22.69
- - linear 23.5
- eyelid NEC 22.69
- - graft (full thickness) (partial thickness) 22.69
- - - free mucous membrane 22.61
- - laceration 22.5

Repair - continued

- eyelid - concluded
- - linear 22.5
- - retraction 22.66
- fallopian tube (with prosthesis) 78.69
- - by
- - - anastomosis 78.63
- - - reimplantation into
- - - - ovary 78.62
- - - - uterus 78.64
- - - suture 78.61
- false aneurysm - see Repair, aneurysm
- fascia 95.79
- - by or with
- - - arthroplasty - see Arthroplasty
- - - graft (fascia) 95.74
- - - - hand 94.74
- - - - muscle 95.73
- - - - - hand 94.73
- - - - tendon 95.72
- - - - - hand 94.72
- - - suture (direct) 95.66
- - - - hand 94.47
- - hand 94.88
- - - by
- - - - graft (fascia) 94.74
- - - - muscle 94.73
- - - - tendon 94.72
- - - suture (direct) 94.47
- joint - see Arthroplasty
- filtering bleb (by excision) (corneal) (scleral) 26.47
- - by
- - - corneal transplant (see also Keratoplasty) 25.51
- - - scleroplasty 26.79
- - - suture 25.4
- fistula - see also Closure, fistula
- - anovaginal 82.62
- - antopulmonary (fenestration) 51.59
- - arteriovenous 51.53
- - - by or with
- - - - clipping 51.53
- - - coagulation 51.53
- - - division 51.53
- - - excision or resection - see also Aneurysmectomy, by site
- - - - with
- - - - - anastomosis - see Aneurysmectomy, with anastomosis, by site
- - - - - graft replacement - see Aneurysmectomy, with replacement, by site
- - - - ligation 51.53
- - - - coronary artery 48.99
- - - occlusion 51.53

Repair - continued

- fistula - continued
- - arteriovenous - concluded
- - - by or with - concluded
- - - - suture 51.53
- - cerebrospinal fluid 15.12
- - cervicovesical 69.73
- - cervix 79.52
- - choledochoduodenal 63.61
- - endovaginal 82.62
- - coronary 48.99
- - enterovaginal 82.62
- - enterovesical 69.73
- - esophagocutaneous 54.74
- - ileovesical 69.73
- - intestinovaginal 82.62
- - intestinovesical 69.73
- - lacrimal 21.5
- - mastoid antrum 31.9
- - orrantral 34.61
- - perineal 83.62
- - perirectal 60.93
- - pleuropericardial 49.4
- - rectourethral 70.33
- - rectovaginal 82.62
- - rectovesical 69.73
- - rectovesicovaginal 69.73
- - scrotum 73.32
- - sigmoidovaginal 82.62
- - sinus
- - - nasal 34.61
- - - of Valsalva 47.39
- - splenocolic 53.53
- - ureterovaginal 68.84
- - urethroperineovesical 69.73
- - urethrovesical 69.73
- - urethrovesicovaginal 69.73
- - uterovesical 69.73
- - vagina NEC 82.62
- - vaginocutaneous 82.62
- - vaginocenteric NEC 82.62
- - vaginoileal 82.62
- - vaginoperineal 82.62
- - vaginovesical 69.73
- - vesicocervicovaginal 69.73
- - vesicocolic 69.73
- - vesicocutaneous 69.73
- - vesicoenteric 69.73
- - vesicointestinal 69.73
- - vesicometrorectal 69.73
- - vesicoperineal 69.73
- - vesicorectal 69.73
- - vesicosigmoidal 69.73
- - vesicosigmoidovaginal 69.73
- - vesicourethral 69.73
- - vesicourethrorectal 69.73

Repair - continued

- fistula - concluded
- - vesicouterine 69.73
- - vesicovaginal 69.73
- - vulva 83.62
- - vulvovaginal 83.62
- - foramen ovale (patent) NEC 47.72
- - with
- - - prosthesis (open heart technique) 47.52
- - - - closed heart technique 47.53
- - - - tissue graft 47.62
- fracture - see also Reduction, fracture
- - larynx 43.54
- - vertebra 16.43
- funnel chest (with implant) 46.64
- gallbladder 63.91
- gastroschisis 66.63
- great vessels NEC 51.59
- - laceration (by suture) 51.31
- - - artery 51.32
- - - vein 51.33
- hallux valgus NEC 89.49
- hammer toe 93.18
- hand, with graft or implant
- - fascia 94.74
- - muscle 94.73
- - tendon 94.72
- hare lip NEC (see also specific procedure) 98.69
- heart 49.4
- - assist system 49.63
- - septum NEC 47.71
- - - with
- - - - prosthesis 47.51
- - - - tissue graft 47.61
- - - - atrial NEC 47.72
- - - - with
- - - - - prosthesis (open heart technique) 47.52
- - - - - closed heart technique 47.53
- - - - - tissue graft 47.62
- - - - - combined with repair of valvular and ventricular septal defects - see Repair, endocardial cushion defect
- - - - - in total repair of
- - - - - tetralogy of Fallot 47.81
- - - - - total anomalous pulmonary venous connection 47.82
- - - - - truncus arteriosus 47.83
- - - - - combined with repair of valvular defect - see Repair, endocardial cushion defect

Repair - continued

- heart - concluded
- - septum - concluded
- - - ventricular NEC 47.73
- - - - with
- - - - - prosthesis 47.64
- - - - - tissue graft 47.63
- - - - - combined with repair of valvular and atrial septal defects - see Repair, endocardial cushion defect
- - - - - in total repair of
- - - - - tetralogy of Fallot 47.81
- - - - - total anomalous pulmonary venous connection 47.82
- - - - - tricuspid arteriosus 47.83
- - valve (cusps) (open heart technique) 47.11
- - - with prosthesis or tissue graft 47.21
- - - aortic (without replacement) 47.13
- - - - with
- - - - - prosthesis 47.25
- - - - - tissue graft 47.24
- - - - - combined with repair of atrial and ventricular septal defects - see Repair, endocardial cushion defect
- - - mitral (without replacement) 47.12
- - - - with
- - - - - prosthesis 47.23
- - - - - tissue graft 47.22
- - - pulmonary (without replacement) 47.15
- - - - with
- - - - - prosthesis 47.29
- - - - - in total repair of tetralogy of Fallot 47.81
- - - - - tissue graft 47.28
- - - tricuspid (without replacement) 47.14
- - - - with
- - - - - prosthesis 47.27
- - - - - tissue graft 47.26
- hepatic duct 63.69
- hernia NEC 65.9
- - anterior abdominal wall NEC 65.59
- - - with prosthesis or graft 65.69
- - colostomy 58.43
- - crural 65.04
- - cul-de-sac (Douglas') 82.7
- - diaphragmatic (abdominal route) 65.7
- - - thoracic route 65.8
- - - thoracoabdominal route 65.8
- - epigastric 65.59
- - - with prosthesis or graft 65.69
- - esophageal hiatus (abdominal approach) 65.7

Repair - continued

- hernia - continued
- - esophageal hiatus - concluded
- - - thoracic, thoracoabdominal approach 65.8
- - fascia 95.79
- - - hand 94.88
- - femoral (unilateral) 65.04
- - - with prosthesis or graft 65.14
- - - bilateral 65.25
- - - - with prosthesis or graft 65.35
- - Ferguson 65.01
- - Halsted 65.01
- - hiatus - see Repair, hernia, diaphragmatic
- - Hill-Allison (bilateral hernia repair, transpleural approach) 65.8
- - hypogastric 65.59
- - - with prosthesis or graft 65.69
- - incisional 65.51
- - - with prosthesis or graft 65.61
- - inguinal (unilateral) 65.01
- - - with prosthesis or graft 65.11
- - - bilateral 65.21
- - - - with prosthesis or graft 65.31
- - - direct (unilateral) 65.02
- - - - with prosthesis or graft 65.12
- - - - and indirect (bilateral) 65.24
- - - - - with prosthesis or graft 65.34
- - - - unilateral 65.03
- - - - - with prosthesis or graft 65.13
- - - - bilateral 65.22
- - - - - with prosthesis or graft 65.32
- - - indirect (unilateral) 65.03
- - - - with prosthesis or graft 65.13
- - - - and direct (bilateral) 65.24
- - - - - with prosthesis or graft 65.34
- - - - unilateral 65.03
- - - - - with prosthesis or graft 65.13
- - - - bilateral 65.23
- - - - - with prosthesis or graft 65.33
- - - intercal 65.9
- - - intervertebral disc 92.31
- - ischiatic 65.9
- - ischiorectal 65.9
- - lumbar 65.9
- - manual 19.27
- - muscle NEC 95.78
- - obturator 65.9
- - omental 65.9
- - paraesophageal 65.7
- - parahiatal 65.7
- - paraileostomy 58.42
- - parasternal 65.8

Repair - continued

- hernia - concluded
- - paraumbilical 65.49
- - - with prosthesis 65.41
- - pericostostomy 58.43
- - perineal (enterocele) 65.9
- - preperitoneal 65.04
- - pudendal 65.9
- - retroperitoneal 65.9
- - sciatic 65.9
- - scrotal - see Repair, hernia, inguinal
- - spigelian 65.59
- - - with prosthesis or graft 65.69
- - umbilical 65.49
- - - with prosthesis 65.41
- - uveal 26.69
- - ventral 65.59
- - - with prosthesis or graft 65.69
- - - incisional 65.51
- - - with prosthesis or graft 65.61
- hydrocele
- - round ligament 81.29
- - spermatic cord 75.0
- - tunica vaginalis 73.1
- hymen 82.63
- hypospadias (male) 76.33
- - female 70.39
- ileostomy 58.42
- ingrown toenail 98.96
- intestine, intestinal NEC 58.79
- - fistula - see Closure, fistula, intestine
- - laceration
- - - large intestine 58.75
- - - small intestine NEC 58.73
- - stoma - see Repair, stoma
- inverted uterus NEC 81.39
- - manual
- - - nonobstetric 81.94
- - - obstetric 87.94
- - obstetrical
- - - manual 87.94
- - - surgical 87.93
- - vaginal approach 81.33
- iris (rupture) NEC 26.69
- jejunostomy 58.42
- joint (capsule) (cartilage) NEC (see also Arthroplasty) 93.96
- kidney NEC 67.79
- knee (joint) NEC 93.47
- - collateral ligaments NEC 93.46
- - cruciate ligaments NEC 93.45
- - five-in-one 93.42
- - triad 93.43
- labia - see Repair, vulva
- laceration - see Suture, by site
- lacrimal system NEC 21.9

Repair - continued

- lacrimal system - concluded
- - canaliculus 21.69
- - punctum 21.69
- - - for eversion 21.61
- laryngostomy 43.53
- laryngotracheal cleft 43.59
- larynx 43.59
- - fracture 43.54
- - laceration 43.51
- ligament (see also Arthroplasty) 93.96
- - broad 81.39
- - collateral, knee NEC 93.46
- - cruciate, knee NEC 93.45
- - round 81.39
- - uterine 81.39
- lip NEC 98.69
- - cleft NEC (see also specific procedure) 98.69
- - laceration (by suture) 98.69
- liver NEC 62.59
- - laceration 62.51
- top ear 30.69
- lung NEC 45.45
- lymphatic (channel) (peripheral) NEC 52.9
- - duct, left (thoracic) NEC 52.59
- macrodactyly 94.84
- macrostomia (see also specific procedure) 98.69
- mallet finger 94.85
- mandibular ridge 88.76
- mastoid (antrum) (cavity) 31.9
- meninges (cerebral) NEC 15.12
- - spinal NEC 16.41
- - - meningocoele 16.41
- - - myelomeningocoele 16.42
- meningocoele (spinal) 16.41
- - cranial 15.12
- meningoencephalocoele 15.12
- meningomyelocoele 16.42
- mesentery 66.67
- microstomia (see also specific procedure) 98.69
- mouth NEC 39.49
- - external 98.69
- - laceration NEC 39.41
- multiple injuries
- - abdominal organs 66.99
- - muscle NEC 95.78
- - by
- - - graft or implant (muscle) 95.73
- - - - fascia 95.74
- - - - band 94.74
- - - - hand 94.73
- - - - tendon 95.72
- - - - hand 94.72

Repair - continued

- muscle - concluded
- - by - concluded
- - - transfer or transplantation (muscle) 95.66
- - - - hand 94.56
- - - hand 94.87
- - - - by
- - - - - graft or implant (muscle) 94.73
- - - - - fascia 94.74
- - - - - tendon 94.72
- - - - - suture (direct) 94.46
- - - - - transfer or transplantation (muscle) 94.56
- musculotendinous cuff (shoulder) 95.53
- myelomeningocele 16.42
- nasal
- - septum (perforation) NEC 33.76
- - sinus NEC 34.69
- - - fistula 34.61
- nasolabial flaps (plastic) 33.76
- nasopharynx atresia 41.3
- nerve (cranial) (peripheral) NEC 17.2
- - old injury 17.63
- - revision 17.62
- - sympathetic 18.3
- nipple NEC 97.77
- nose (external) (internal) (plastic) NEC (see also Rhinoplasty) 33.79
- - laceration (by suture) 33.71
- notched lip NEC (see also specific procedure) 98.69
- obstetric laceration (current) NEC 87.89
- osmentum 86.66
- omphalocele 65.49
- - with prosthesis 65.41
- orbit, orbital
- - socket 29.7
- ostium
- - primum defect 47.74
- - - with
- - - - prosthesis 47.55
- - - - tissue graft 47.64
- - secundum defect NEC 47.72
- - - with
- - - - prosthesis (open heart technique) 47.52
- - - - - closed heart technique 47.53
- - - - tissue graft 47.62
- oval window NEC 32.93
- ovary 77.69
- - with tube 77.63
- pacemaker
- - cardiac (electrodes) (pulse generator) NEC - see Repair, cardiac pacemaker

Repair - continued

- palate NEC 39.59
- - cleft 39.52
- - - secondary or subsequent 39.53
- - laceration (by suture) 39.51
- palpebral fissure NOS 22.29
- pancreas NEC 64.94
- - Wirsung's duct 64.93
- pancreatic duct 64.93
- papillary muscle (heart) 47.31
- patent ductus arteriosus 50.75
- pectus deformity (carinatum) (chest) (excavatum) 46.64
- pelvic floor NEC 82.69
- - obstetric laceration (current) 87.89
- - - old 82.69
- pelvis
- - renal 67.79
- penis NEC 76.39
- - for epispadias or hypospadias 76.33
- - laceration 76.31
- pericardium 49.4
- perineum (female) 83.69
- - laceration (by suture) 83.61
- - - obstetric (current) 87.89
- - - - old 83.69
- - - male NEC 98.79
- - - laceration (by suture) 98.22
- peritoneum NEC 66.65
- - by suture 66.54
- pharynx NEC 41.49
- - laceration (by suture) 41.41
- - plastic 41.3
- - suture 41.41
- pigeon breast (with implant) 46.64
- pleura NEC 46.94
- postcataract wound dehiscence 25.4
- primum ostium defect 47.74
- - with
- - - prosthesis 47.55
- - - tissue graft 47.64
- prostate 72.83
- ptosis
- - eyelid - see Repair, blepharoptosis
- pulse generator, cardiac, with replacement 49.83
- punctum, lacrimal NEC 21.69
- - fat correction of eversion 21.61
- quadriceps (mechanism) 95.78
- rectocele (posterior colporrhaphy) 82.42
- - and cystocele 82.43
- rectum NEC 60.69
- - laceration (by suture) 60.61
- - prolapse NEC 60.66
- - - abdominal approach 60.65

Repair - continued

- retina, retinal NEC 28.49
- - detachment 28.49
- - - by
- - - - cryotherapy 28.42
- - - - diathermy 28.41
- - - - photocoagulation 28.45
- - - - - laser 28.44
- - - - - xenon arc 28.43
- - - - scleral buckling (see also Buckling, scleral) 28.3
- - - - - tear or defect 28.49
- retroperitoneal tissue 66.65
- rotator cuff (suture) 95.53
- round ligament 81.39
- round window NEC 32.93
- ruptured tendon NEC 95.77
- - hand 94.86
- salivary gland or duct NEC 38.39
- sclera, scleral 26.79
- - fistula 26.79
- - staphyloma NEC 26.73
- - - with graft 26.72
- scrotum 73.39
- sinus
- - nasal NEC 34.69
- - of Valsalva (aneurysm) 47.39
- skin (plastic) (without graft) 98.79
- - laceration (by suture) 98.22
- - mouth NEC 98.69
- skull NEC 15.06
- - with
- - - flap (bone) 15.03
- - - graft (bone) 15.03
- socket (orbit) 29.7
- spermatic cord NEC 75.49
- - laceration (by suture) 75.41
- sphincter ani 61.69
- - laceration (by suture) 61.61
- - - obstetric (current) 87.82
- - - - old 61.69
- spina bifida NEC 16.49
- - meningocele 16.41
- - myelomeningocele 16.42
- spinal (cord) (structures) NEC 16.49
- - meninges 16.41
- - meningocele 16.41
- - myelomeningocele 16.42
- spleen 53.53
- stenosis, hypopharyngeal 41.3
- sternum
- - defect 90.40
- stoma
- - bile duct 63.69
- - bladder 69.15
- - bronchus 45.42

Repair - continued

- stoma - concluded
- - common duct 63.62
- - esophagus 54.79
- - gallbladder 63.99
- - hepatic duct 63.69
- - intestine 58.41
- - - large 58.44
- - - small 58.42
- - kidney 67.79
- - larynx 43.53
- - rectum 60.69
- - stomach 56.59
- - thorax 46.69
- - trachea 43.64
- - ureter 68.52
- - urethra 70.39
- stomach NEC 56.59
- - laceration (by suture) 56.51
- stress incontinence (urinary) (NEC 71.7
- - by
- - - anterior urethropepy 71.7
- - - cystourethropepy (with levator muscle sling) 71.3
- - - paraurethral suspension (Perocyra) 71.6
- - - periurethral suspension 71.6
- - - plication of urethrovesical junction 71.2
- - - pubococcygeal sling 71.3
- - - retropubic urethral suspension 71.5
- - - suprapubic sling 71.4
- - - urethrovesical suspension 71.4
- - - - gracilis muscle transplant 71.3
- - - - levator muscle sling 71.3
- subcutaneous tissue (plastic) (without skin graft) 98.79
- - laceration (by suture) 98.22
- suprasternal defect (heart) NEC 47.73
- - with
- - - prosthesis 47.54
- - - tissue graft 47.63
- symblepharon NEC 24.39
- - by division (with insertion of conformer) 24.4
- - with free graft 24.33
- syndactyly 98.71
- synovial membrane, joint - see Arthroplasty
- telecanthus 22.63
- tendon 95.77
- - by or with
- - - arthroplasty - see Arthroplasty
- - - graft or implant (tendon) 95.72
- - - - fascia 95.74
- - - - hand 94.74

Repair - continued

- tendon - concluded
- - by or with - concluded
- - - graft or implant - concluded
- - - - hand 94.72
- - - - muscle 95.73
- - - - - hand 94.73
- - - suture (direct) (immediate) (primary) (see also Suture, tendon) 95.54
- - - - hand NEC 94.45
- - - transfer or transplantation (tendon) 95.65
- - - - hand 94.55
- - hand 94.86
- - - by
- - - - graft or implant (tendon) 94.72
- - - - suture (direct) (immediate) (primary) NEC (see also Suture, tendon, hand) 94.45
- - - - transfer or transplantation (tendon) 94.55
- - - rotator cuff (direct suture) 95.53
- - - ruptured NEC 95.77
- - - - hand 94.86
- - - sheath (direct suture) 95.51
- - - - hand 94.41
- - testis NEC 74.59
- tetralogy of Fallot
- - partial - see specific procedure
- - total (one-stage) 47.81
- thoracic duct NEC 52.59
- thoracostomy 46.62
- thymus gland 20.93
- tongue NEC 37.49
- tooth NEC 35.2
- - by
- - - crown (artificial) 35.41
- - - filling (amalgam) (plastic) (silicate) 35.2
- - - inlay 35.3
- total anomalous pulmonary venous connection
- - partial - see specific procedure
- - total (one-stage) 47.82
- trachea NEC 43.69
- - laceration (by suture) 43.61
- truncus arteriosus
- - partial - see specific procedure
- - total (one-stage) 47.83
- tunica vaginalis 73.39
- - laceration (by suture) 73.31
- tympanum - see Tympanoplasty
- ureter NEC 68.89
- - laceration (by suture) 68.82
- ureterocele 68.89

Repair - continued

- urethra NEC 70.39
- - laceration (by suture) 70.31
- - - obstetric (current) 87.81
- - - - old 70.39
- - meatus 70.36
- urethrocele (anterior colpothrapy) (female) 82.41
- - and rectocele 82.43
- urinary stress incontinence - see Repair, stress incontinence
- uterus, uterine 81.59
- - inversion - see Repair, inverted uterus
- - laceration (by suture) 81.51
- - - obstetric (current) 87.71
- - - - old 81.59
- - ligaments 81.39
- - - by
- - - - interposition 81.31
- - - - plication 81.32
- - rupture (postpartum) NEC 87.71
- uvula 39.63
- - with cleft palate repair 39.62
- vagina, vaginal (cuff) (wall) NEC 82.69
- - anterior 82.41
- - - with posterior repair 82.43
- - - cystocele 82.41
- - - and rectocele 82.43
- - enterocele 82.7
- - laceration (by suture) 82.61
- - - obstetric (current) 87.89
- - - - old 82.69
- - posterior 82.42
- - - with anterior repair 82.43
- - rectocele 82.42
- - - and cystocele 82.43
- - urethrocele 82.41
- - - and rectocele 82.43
- - varicocele 75.0
- vas deferens 75.79
- - by
- - - anastomosis 75.72
- - - - to epididymis 75.73
- - - reconstruction 75.72
- - laceration (by suture) 75.71
- vein NEC 51.59
- - with
- - - patch graft NOS 51.58
- - - - with excision or resection of vessel - see Phlebectomy, with replacement, by site
- - - - synthetic (Dacron) (Teflon) 51.57
- - - - tissue (autogenous) (homograft) (vein) 51.56
- - - suture 51.33

Repair - concluded

- ventricular septal defect NEC 47.73
- - with
- - - prosthesis 47.54
- - - - in total repair of tetralogy of Fallot 47.81
- - - - tissue graft 47.63
- - combined with repair of valvular and atrial septal defects - see Repair, endocardial cushion defect
- - in total repair of
- - - tetralogy of Fallot 47.81
- - - truncus arteriosus 47.83
- - vermilion border - see Repair, lip
- vertebral arch defect (spina bifida) 16.49
- vulva NEC 83.69
- - laceration (by suture) 83.61
- - - obstetric (current) 87.89
- - - - old 83.69
- Wirsong's duct 64.93
- wound (skin) (without graft) 98.22
- - abdominal wall 66.53
- - - dehiscence 66.51
- - - postcataract dehiscence (corneal) 25.4

Replacement

- acetabulum (with prosthesis) 93.64
- - with use of methyl methacrylate 93.63
- - and femoral head - see Replacement, hip, total
- ankle, total 93.48
- aortic valve (with prosthesis) 47.25
- - with tissue graft 47.24
- artery - see Graft, artery
- bag - see Replacement, pack or bag
- Barton's tongs (skull) 15.99
- bladder NOS 69.6
- - with ileal loop 69.6
- - with sigmoid 69.6
- caliper tongs (skull) 15.99
- cannula
- - arteriovenous shunt 51.94
- - pancreatic duct 64.91
- - vessel-to-vessel (arteriovenous) 51.94
- cast NEC 11.13
- - lower limb 11.12
- - upper limb 11.11
- catheter
- - bladder (indwelling) 69.95
- - cerebral ventricle 15.41
- - cystostomy 71.95
- - indwelling
- - - bladder 69.95
- - ventricular shunt (cerebral) 15.42
- - wound 11.15
- cord (to assist delivery) (umbilical) 85.92
- Crutchfield tongs (skull) 15.99

Replacement - continued

- cystostomy tube (catheter) 71.95
- diaphragm, vagina (with refitting) 11.24
- drain - see also Replacement, tube
- - vagina 11.26
- - vulva 11.26
- - wound, musculoskeletal or skin 11.16
- ear (prosthetic) 30.61
- electrode - see also Implant, electrode(s), by site
- - endocardial 49.82
- - myocardial 49.81
- electroencephalographic receiver (brain) (intracranial) 15.93
- electronic
- - heart device (pacemaker)
- - - battery 49.84
- - - electrode
- - - - endocardial 49.82
- - - - myocardial 49.81
- - - - transvenous 49.82
- - - pulse generator 49.83
- - stimulator - see also Implant, electronic stimulator, by site
- - - bladder (by transurethral cystoscopy) 69.97
- - - muscle (skeletal) 95.97
- - - ureter 68.92
- electrostimulator - see Implant, electronic stimulator, by site
- enterostomy device (tube)
- - large intestine 11.04
- - small intestine 11.03
- femoral head, by prosthesis 93.62
- - with use of methyl methacrylate 93.61
- Gardner Wells tongs (skull) 15.99
- graft - see also Graft
- - vascular 51.49
- halo traction device (skull) 15.99
- Harrington rod (with refusion of spine) 93.08
- heart
- - artificial 49.63
- - assist system 49.63
- - valve (with prosthesis) (with tissue graft) 47.21
- - - aortic (with prosthesis) 47.25
- - - - with tissue graft 47.24
- - - mitral (with prosthesis) 47.23
- - - - with tissue graft 47.22
- - - poppet (prosthetic) 47.94
- - - pulmonary (with prosthesis) 47.29
- - - - with tissue graft 47.28
- - - in total repair of tetralogy of Fallot 47.81

Replacement - continued

- heart - concluded
- - valve - concluded
- - - tricuspid (with prosthesis) 47.27
- - - with tissue graft 47.26
- hip (partial)(with fixation device)(with prosthesis)(with traction) 93.69
- - acetabulum 93.64
- - - with use of methyl methacrylate 93.63
- - femoral head 93.62
- - - with use of methyl methacrylate 93.61
- - total 93.59
- - - with use of methyl methacrylate 93.51
- immobilization device
- - musculoskeletal NEC 11.14
- - - cast - see Replacement, cast
- indwelling catheter
- - bladder 69.95
- inverted uterus - see Repair, inverted uterus
- iris NEC 26.69
- kidney, mechanical 67.97
- knee, total 93.41
- laryngeal stent 43.93
- mechanical kidney 67.97
- mitral valve (with prosthesis) 47.23
- - with tissue graft 47.22
- Mulligan hood, fallopian tube 78.93
- muscle stimulator (skeletal) 95.97
- musculoskeletal immobilization device NEC 11.14
- - cast - see Replacement, cast
- nephrostomy tube 67.93
- neuropacemaker - see Implant, neuropacemaker, by site
- neurostimulator - see also Implant, neurostimulator, by site
- - peripheral nerve 17.92
- - skeletal muscle 95.97
- pacemaker
- - brain 15.93
- - cardiac
- - - battery 49.84
- - - electrodes
- - - - endocardial 49.82
- - - - myocardial 49.81
- - - - transvenous 49.82
- - - pulse generator 49.83
- - electrode(s) - see also Implant, electrode(s), by site
- - - cardiac
- - - - endocardial 49.82
- - - - myocardial 49.81
- - - - transvenous 49.82

Replacement - continued

- pacemaker - concluded
- - intracranial 15.93
- - neural
- - - brain 15.93
- - - intracranial 15.93
- - - peripheral nerve 17.92
- - - spine 16.93
- - pulse generator, cardiac 49.83
- - spine 16.93
- pack or bag
- - nose 11.21
- - teeth, tooth 11.22
- - vagina 11.26
- - vulva 11.26
- - wound 11.16
- pessary, vagina NEC 11.25
- prolapsed rectum (manual) 10.26
- prosthesis
- - acetabulum 93.64
- - - with use of methyl methacrylate 93.63
- - arm (bioelectric) (cineplastic) (kineplastic) 96.41
- - biliary tract 63.99
- - extremity (bioelectric) (cineplastic) (kineplastic) 96.49
- - - lower 96.42
- - - upper 96.41
- - fallopian tube (Mulligan hood) (stent) 78.93
- - femur 93.62
- - - with use of methyl methacrylate 93.61
- - leg (bioelectric) (cineplastic) (kineplastic) 96.42
- - penis, internal 76.95
- - pulmonary valve (with prosthesis) 47.29
- - with tissue graft 47.28
- - in total repair of tetralogy of Fallot 47.81
- pulse generator 49.83
- pyelostomy tube 67.94
- rectal tube 10.09
- skull
- - plate 15.04
- - tong 15.99
- specified appliance or device NEC 11.29
- stent
- - fallopian tube 78.93
- - larynx 43.93
- - trachea 43.93
- stimoceiver - see Implant, stimoceiver, by site
- testis (in scrotum) 74.4
- tongs, skull 15.99
- tracheal stent 43.93

Replacement - concluded

- tracheostomy tube 11.23
- tricuspid valve (with prosthesis) 47.27
- - with tissue graft 47.26
- tube
- - bladder 69.95
- - cystostomy 71.95
- - esophagostomy 11.01
- - gastrostomy 11.02
- - large intestine 11.04
- - nasogastric 11.01
- - pyelostomy 67.94
- - rectal 10.09
- - small intestine 11.03
- - tracheostomy 11.23
- - ureterostomy 71.94
- - ventricular (cerebral) 15.41
- umbilical cord, prolapsed 85.92
- ureter (with)
- - bladder flap 68.72
- - ileal segment implanted into bladder 68.89
- ureterostomy tube 71.94
- valve
- - heart - see also Replacement, heart valve
- - - poppet (prosthetic) 47.94
- - - Holter 15.42
- - - Spitz-Holter 15.42
- - ventricular (cerebral) 15.42
- - ventriculostomy 15.42
- vascular graft 51.49
- ventricular shunt (catheter) (valve) 15.42
- Vinke tong (skull) 15.99
- vitreous (silicone) 28.73
- - for retinal reattachment 28.49

Replant, replantation - see also

Reattachment

- extremity - see Reattachment, extremity
- penis 76.36
- scalp 98.21
- tooth 35.5

Reposition

- cardiac pacemaker electrode
- - endocardial 49.82
- - myocardial 49.81
- cilia base 22.69
- iris 26.69
- pterygium 25.29
- renal vessel, aberrant 51.55
- thyroid tissue 19.94
- tricuspid valve (with plication) 47.14

Rerouting

- nerve NEC 17.5

Resection - see also Excision, by site

- abdominoendorectal (combined) 60.4

Resection - continued

- abdominoperineal (rectum) 60.4
- - pull-through (Altmeier) (Swenson) NEC 60.39
- - - Dubamel type 60.54
- alveolar process and palate (en bloc) 39.22
- aneurysm - see Aneurysmectomy
- aortic valve (for subvalvular stenosis) 47.13
- artery - see Arteriotomy
- bile duct NEC 63.59
- - common duct NEC 63.53
- bladder (partial) (segmental) (transvesical) (wedge) 69.4
- - complete or total 69.59
- - lesion NEC 69.39
- - - endoscopic 69.29
- - - transurethral approach 69.29
- - - neck 69.39
- - - transurethral approach 69.29
- blood vessel - see Angiectomy
- brain 14.49
- - hemisphere 14.42
- - lobe 14.43
- breast - see also Mastectomy
- - quadrant 97.27
- - segmental 97.28
- broad ligament 81.29
- bronchus (sleeve) (wide sleeve) 44.19
- - block (en bloc) (with radical dissection of brachial plexus, bronchus, lobe of lung, ribs, and sympathetic nerves) 44.11
- bursa 95.4
- - band 94.36
- cecum (and terminal ileum) 57.52
- cerebral meninges 14.41
- chest wall 46.3
- clavicle 89.70
- clitoris 83.3
- colon (partial) 57.59
- - ascending 57.53
- - cecum (and terminal ileum) 57.52
- - complete 57.6
- - descending (sigmoid) 57.55
- - for interposition 57.33
- - hepatic flexure 57.53
- - left (hemicolon) (radical) 57.55
- - multiple segmental 57.51
- - right (hemicolon) (ileocolotomy) (radical) 57.53
- - segmental NEC 57.59
- - - multiple 57.51
- - - sigmoid 57.56
- - - splenic flexure 57.55
- - total 57.6
- - transverse 57.54

Resection - continued

- conjunctiva, for pterygium 25.29
- - corneal graft 25.21
- - corneal (fallopian tube) (unilateral) 78.59
- - - bilateral 78.53
- - diaphragm 46.71
- - endaural 32.79
- - endorectal (pull-through) (Soave) 60.31
- - - combined abdominal 60.4
- - esophagus (total) (see also Esophagectomy) 54.33
- - exteriorized intestine - see Resection, intestine, exteriorized
- - eyelid
 - - - wedge 22.12
- - fascia 95.35
 - - - for graft 95.33
 - - - - hand 94.33
 - - - hand 94.35
 - - - - for graft 94.33
- - finger, except thumb (complete) (partial) 96.01
- - - thumb 96.02
- - - gallbladder (total) 63.12
- - - - partial 63.11
- - - gastric (partial) (sleeve) (subtotal) NEC (see also Gastrectomy) 55.89
 - - - - with anastomosis NEC 55.89
 - - - - - esophagogastric 55.5
 - - - - - gastroduodenal 55.6
 - - - - - gastrogastic 55.89
 - - - - - gastrojejunal 55.7
 - - - - complete or total NEC 55.99
 - - - - - with intestinal interposition 55.91
 - - - - radical NEC 55.99
 - - - - - with intestinal interposition 55.91
 - - - - wedge 55.43
- - - hepatic
 - - - - duct 63.59
 - - - - flexure (colon) 57.53
- - - infundibular
 - - - - heart (right) 47.34
- - - intestine (partial) NEC 57.59
 - - - - cecum (with terminal ileum) 57.52
 - - - - - exteriorized (large intestine) 58.04
 - - - - - small intestine 58.02
 - - - - for interposition 57.31
 - - - - - large intestine 57.33
 - - - - - small intestine 57.32
 - - - - - hepatic flexure 57.53
 - - - - - ileum 57.42
 - - - - - with cecum 57.52
 - - - - - large (partial) (segmental) NEC 57.59
 - - - - - - for interposition 57.33
 - - - - - - multiple segmental 57.51
 - - - - - - total 57.6

Resection - continued

- - intestine - concluded
- - - left hemicolon 57.55
- - - - multiple segmental (large intestine) (for multiple lesions) 57.51
- - - - - small intestine 57.41
- - - right hemicolon 57.53
- - - segmental (large intestine) 57.59
 - - - - multiple 57.51
 - - - - - small intestine 57.42
 - - - - - multiple 57.41
 - - - - sigmoid 57.56
 - - - - small (partial) (segmental) NEC 57.42
 - - - - - for interposition 57.32
 - - - - - multiple segmental 57.41
 - - - - - total 57.43
 - - - - total
 - - - - - large intestine 57.6
 - - - - - small intestine 57.43
- - - joint structure NEC (see also Arthroctomy) 92.69
- - - kidney (segmental) (wedge) 67.3
- - - larynx - see also Laryngectomy
 - - - - submucous 42.29
- - - lesion - see Excision, lesion, by site
- - - levator palpebrae muscle 22.43
- - - ligament (see also Arthroctomy) 92.69
 - - - - broad 81.29
 - - - - round 81.29
 - - - - uterine 81.29
- - - lip (wedge) 98.12
- - - liver (partial) (wedge) 62.12
- - - - lobe (total) 62.2
- - - - total 62.3
- - - lung NEC 44.29
 - - - - segmental (wedge) (any part) 44.3
- - - Meckel's diverticulum 57.14
- - - meninges (cerebral) 14.41
- - - - spinal 16.3
- - - mesentery 66.3
- - - muscle 95.34
 - - - - for graft 95.33
 - - - - - hand 94.33
 - - - - hand 94.34
 - - - - - for graft 94.33
- - - - ocular 23.1
 - - - - - with
 - - - - - - advancement or recession of same eye muscle 23.1
 - - - - - - suture of original insertion 23.1
 - - - - - levator palpebrae 22.43
 - - - - - Müller's for blepharoptosis 22.49
 - - - - - tarsal, for blepharoptosis 22.49
- - - myocardium 49.39
- - - nasal septum (submucous) 33.4

Resection - continued

- nerve (cranial) (peripheral) NEC 17.08
- - phrenic 17.04
- - - for collapse of lung 45.21
- - sympathetic NEC 18.19
- - vagus - see Vagotomy
- nose (complete) (extended) (partial) (radical) 33.3
- omentum 66.3
- orbitomaxillary, radical 29.49
- ovary - see also Oophorectomy
- - wedge 77.12
- palate (bony) (wide) NEC 39.22
- - local 39.21
- - soft 39.39
- pancreas (complete) (total) (with concomitant duodenectomy) 64.5
- - partial NEC 64.49
- - - distal (tail) (with part of body) 64.42
- - - proximal (head) (with part of body) (with concomitant duodenectomy) 64.41
- - - radical subtotal 64.43
- - radical (one-stage) (two-stage) 64.6
- - subtotal 64.43
- pancreaticoduodenal (see also Pancreatectomy) 64.5
- - two-stage 64.6
- pelvic viscera, en masse (female) 80.7
- - male 69.51
- penis 76.2
- pericardium (for) (partial)
- - chronic constrictive pericarditis 49.2
- - drainage 49.2
- - removal of adhesions 49.2
- peritoneum 66.3
- pharynx 41.2
- phrenic nerve 17.04
- - for collapse of lung 45.21
- prostate - see also Prostatectomy
- - transurethral (punch) 72.1
- pterygium 25.29
- radial head 89.72
- rectosigmoid (pull-through) NEC 60.39
- rectum (partial) NEC 60.59
- - with
- - - pelvic exenteration (female) 80.7
- - - transsacral sigmoidectomy 60.59
- - abdominoendorectal (combined) 60.4
- - abdominoperineal 60.4
- - - pull-through NEC 60.39
- - - Duhamel type 60.54
- - anterior 60.52
- - - with colostomy (concomitant) 60.51
- - Duhamel 60.54
- - endorectal 60.31
- - - combined abdominal 60.4

Resection - continued

- rectum - concluded
- - Hartmann 60.55
- - posterior 60.53
- - pull-through NEC 60.39
- - - endorectal 60.31
- - - submucosal (Soave) 60.31
- - - combined abdominal 60.4
- rib (transaxillary) 89.80
- - as operative approach - omit code
- - incidental to thoracic operation - omit code
- right ventricle (heart), for infundibular stenosis 47.34
- root (apex) (tooth) 35.74
- - with root canal therapy 35.73
- - residual or retained 35.11
- round ligament 81.29
- sclera 26.23
- - with buckling (see also Buckling, sclera) 28.3
- - lamellar (for retinal reattachment) 28.3
- - with implant 28.2
- scrotum 73.2
- septum
- - nasal (submucous) 33.4
- sigmoid - see Resection, colon
- soft tissue NEC 95.39
- - hand 94.39
- sphincter of Oddi 63.89
- spinal cord (meninges) 16.3
- splanchnic 18.19
- splenic flexure (colon) 57.55
- sternum 89.70
- stomach (partial) (sleeve) (subtotal) NEC (see also Gastrectomy) 55.89
- - with anastomosis NEC 55.89
- - - esophagogastric 55.5
- - - gastroduodenal 55.6
- - - gastrogastic 55.89
- - - gastrojejunal 55.7
- - complete or total NEC 55.99
- - - with intestinal interposition 55.91
- - fundus 55.89
- - radical NEC 55.99
- - - with intestinal interposition 55.91
- - wedge 55.43
- submucous
- - larynx 42.29
- - nasal septum 33.4
- - vocal cords 42.22
- synovial membrane (complete) (partial) (see also Synovectomy) 92.49
- tarsolevator 22.43
- tendon 95.32
- - hand 94.32

Resection - concluded

- thoracic structures (block) (brachial plexus, bronchus, lobes of lung, ribs, and sympathetic nerves) (en bloc) (radical) 44.11
- thorax 46.3
- thumb (complete) (partial) 96.02
- toe (complete) (partial) 96.11
- tongue 37.1
- - wedge 37.1
- tooth root 35.74
- - with root canal therapy 35.73
- - apex (abscess) 35.74
- - - with root canal therapy 35.73
- - residual or retained 35.11
- trachea 43.4
- transurethral
- - bladder NEC 69.29
- - prostate 72.1
- transverse colon 57.54
- turbinates - see Turbinectomy
- ureter 68.31
- - partial 68.32
- - total 68.33
- uterus - see Hysterectomy
- vein - see Phlebectomy
- ventricle (heart) (left) 47.34
- vesical neck 69.39
- - transurethral 69.29
- vocal cords (submucous) 42.22

Respiration, respiratory

- artificial 13.63
- assistance
- - endotracheal 13.62

Respirator, volume-controlled (Bennett) (Byrd) (iron lung) 13.62

Restoration

- cardio-esophageal angle 65.7
- dental NEC 35.49
- - by
- - - application of crown (artificial) 35.41
- - - insertion of bridge (fixed) 35.42
- - - removable 35.43
- - extremity - see Reattachment, extremity
- eyebrow 22.69
- eye socket 29.7
- orbital 29.7
- tooth NEC 35.2
- - by crown (artificial) 35.41
- - by filling (amalgam) (plastic) (silicate) 35.2
- - by inlay 35.3
- - amalgam 35.2

Resuscitation

- artificial respiration 13.63

Resuscitation - concluded

- cardiac 13.79
- - cardioversion 13.72
- - - atrial 13.71
- - defibrillation 13.72
- - external massage 13.73
- - - open chest 49.91
- - intracardiac injection 49.92
- cardiopulmonary 13.79
- closed cardiac massage 13.73
- endotracheal intubation 10.04
- hyperbaric oxygen 13.65
- manual 13.63
- mechanical ventilator 13.62
- mouth-to-mouth 13.63
- pulmonary 13.63
- respiratory, non-mechanical 13.63

Resuture

- abdominal wall 46.51
- cardiac septum prosthesis 47.94
- chest wall 46.61
- heart valve prosthesis (poppet) 47.94
- wound (skin and subcutaneous tissue) (without graft) NEC 98.22

Retinaculotomy NEC (see also Division, ligament) 92.29

- carpal tunnel (flexor) 17.33
- hand 94.19
- phalangeal 94.19

Retinopexy - see Repair, retina

Retraining

- cardiac 07.36
- vocational 07.85

Retrogasserian neurectomy 17.01

Revascularization

- cardiac (direct) (heart muscle) (myocardium) 48.19
- - with
- - - bypass anastomosis
- - - - aortocoronary (catheter stent) (homograft) (prosthesis) (saphenous vein graft) 48.11
- - - - one coronary vessel 48.12
- - - - two coronary vessels 48.13
- - - - three coronary vessels 48.14
- - - - four coronary vessels 48.15
- - - - internal mammary-coronary artery (single vessel) 48.16
- - - - double vessel 48.17
- - - - specified type NEC 48.19
- - - - thoracic artery-coronary artery (single vessel) 48.16
- - - - double vessel 48.17
- - - - implantation of artery into heart (muscle) (myocardium) (ventricle) 48.2

Revascularization - concluded

- cardiac - concluded
- - indirect 48.2
- - specified type NEC 48.3

Reversal, intestinal segment 57.31

- large 57.33
- small 57.32

Reversion to sinus rhythm 13.72

Revision

- amputation stump 96.2
- - current traumatic - see Amputation
- anastomosis
- - biliary tract 63.94
- - blood vessel 51.49
- - gastric, gastrointestinal (with jejunal interposition) 56.4
- - intestine (small) 58.93
- - - large 58.94
- - pleurothecal 16.97
- - pyelointestinal 68.63
- - salpingothecal 16.97
- - subarachnoid-peritoneal 16.97
- - subarachnoid-ureteral 16.97
- - ureter NEC 68.79
- - ureterointestinal 68.63
- anterior segment (eye) wound (operative) NEC 26.94
- arteriovenous shunt (cannula) (for dialysis) 51.42
- arthroplasty - see Arthroplasty
- asymmetry
- - tongue 37.49
- bone flap, skull 15.06
- breast implant 97.93
- bronchostomy 45.42
- cannula, vessel-to-vessel (arteriovenous) 51.94
- canthus, lateral 22.63
- cholecystostomy 63.99
- cleft palate repair 39.53
- colostomy 58.44
- conduit, urinary 68.42
- cystostomy (stoma) 69.15
- duodenostomy 58.42
- enterostomy (stoma) 58.41
- - large intestine 58.44
- - small intestine 58.42
- enucleation socket 29.7
- esophagostomy (stoma) 54.79
- fenestration
- - inner ear 32.6
- fixation device (broken) (displaced) (see also Fixation, bone, internal) 90.59
- flap or pedicle graft (skin) 98.56
- gastric anastomosis (with jejunal interposition) 56.4

Revision - continued

- gastroduodenostomy (with jejunal interposition) 56.4
- gastrointestinal anastomosis (with jejunal interposition) 56.4
- gastrojejunostomy 56.4
- gastrostomy 56.59
- heart procedure NEC 47.94
- hip replacement, total 93.59
- - with use of methyl methacrylate 93.51
- Holter (-Spitz) valve 15.42
- ileal conduit 68.42
- ileostomy 58.42
- jejunioileal bypass 58.93
- jejunostomy 58.42
- laryngostomy 43.53
- lateral canthus 22.63
- mallet finger 94.85
- mastoid antrum 31.9
- mastoidectomy 32.92
- nasal tip 33.76
- nephrostomy 67.79
- neuroplasty 17.62
- ocular implant NOS (with graft) 29.55
- orbital implant 29.62
- pedicle graft 98.56
- proctostomy 60.69
- prosthesis
- - breast 97.93
- - heart valve (poppet) 47.94
- - hip (total) 93.59
- - - with use of methyl methacrylate 93.51
- ptosis overcorrection 22.65
- pyelostomy 67.12
- pyloroplasty 56.1
- rhinoplasty 33.76
- salivary duct
- - scar 38.39
- scar
- - salivary gland 38.39
- - skin 98.3
- - - with excision 98.12
- - tracheostomy 43.64
- shunt
- - lumbar-subarachnoid NEC 16.97
- - peritoneojugular 66.94
- - pleurothecal 16.97
- - salpingothecal 16.97
- - spinal (thecal) NEC 16.97
- - subarachnoid-peritoneal 16.97
- - subarachnoid-ureteral 16.97
- - ventricular (cerebral) 15.42
- sigmoidostomy 58.44
- stapedectomy NEC 31.29
- - with incus replacement (homograft) (prosthesis) 31.21

Revision - concluded

- stoma
- - bile duct 63.69
- - bladder 69.15
- - bronchus 45.42
- - common duct 63.62
- - esophagus 54.79
- - gallbladder 63.99
- - hepatic duct 63.69
- - intestine 58.41
- - - large NEC 58.44
- - - small 58.42
- - kidney 67.79
- - larynx 43.53
- - rectum 60.69
- - stomach 56.59
- - thorax 46.69
- - trachea 43.64
- - ureter 68.52
- - urethra 70.39
- tack operation 32.79
- tracheostomy 43.64
- tympanoplasty 31.6
- uretero-ileostomy (cutaneous) (stoma) NEC 68.52
- - ileal 68.42
- urethroostomy 70.39
- urinary conduit 68.42
- vascular procedure (previous) NEC 51.49
- ventricular shunt (cerebral) 15.42

Rhinectomy 33.3

Rhinoceloplasty 98.69

- cleft lip NEC (see also specific procedure) 98.69

Rhinomanometry 03.14

Rhinoplasty (external) (internal) NEC 33.76

- with
- - graft (bone) (cartilage) 33.74
- - implant (acrylic) (silastic) 33.73
- - augmentation (with synthetic implant) 33.73
- - with graft 33.74
- - limited 33.76
- - revision 33.76
- - tip 33.76
- - twisted nose 33.76

Rhinorrhaphy (external) (internal) 33.71

- for epistaxis 33.09

Rhinoscopy 01.01

Rhinoseptoplasty 33.76

Rhinotomy 33.1

Rhizotomy (radiofrequency)

- acoustic 17.02
- spinal (roots) 16.1
- trigeminal 17.03

Rhytidectomy

- eyelids (lower) (upper) 22.62
- facial 98.72

Rhytidoplasty (facial) 98.72

Richardson operation 80.3

Ripstein operation 60.65

Rodney-smith operation 64.43

Roentgenography - see also Radiography

- cardiac, negative contrast (carbon dioxide) 48.98

Rolling of conjunctiva 24.22

Root

- canal (therapy) (tooth) 35.71
- - with
- - - apicoectomy 35.73
- - - irrigation 35.72
- - resection (apex) (tooth) 35.74
- - with root canal therapy 35.73
- - residual or retained 35.11

Rotation

- fetal head
- - by forceps (instrumental) (key-in-lock) (Kielland) (Scanzoni) 84.4
- - manually 85.61

Rotation tests

- vestibular function 09.45

Routine

- chest x-ray 02.28
- psychiatric visit 08.5

Roux-en-Y operation - see Operation

Roux-Goldthwait operation 93.44

Roux-Herzen-Judine operation 54.53

Rubin test (insufflation of fallopian tube) 78.7

Ruiz-mora operation 89.88

Rupture

- cyst, ovary (by incision) 77.0
- esophageal web 54.01
- joint adhesions, manual 07.27
- - membranes, artificial NEC 85.09
- - for surgical induction of labor 85.01
- ovarian cyst
- - manually 77.93

Russe operation 90.03

S

Sacculotomy (tack) 32.79

Sacrectomy (partial) 89.78

- total 89.88

Saemisch's operation 25.1

Salpingectomy (total) (transvaginal)

- (unilateral) 78.1

- with

- - oophorectomy 77.3

- Salpingectomy - concluded**
- with - concluded
- - removal of tubal pregnancy 78.52
- bilateral 78.21
- - with oophorectomy 77.51
- - partial 78.53
- partial (unilateral) 78.59
- - with removal of tubal pregnancy 78.52
- - bilateral (for sterilization) 78.53
- remaining or solitary tube 78.22
- - with ovary 77.52
- Salpingography** 02.46
- Salpingohysterostomy** 78.64
- Salpingo-oophorectomy (unilateral)** 77.3
- bilateral (same operative episode) 77.51
- remaining or solitary tube and ovary 77.52
- Salpingo-oophoroplasty** 77.63
- Salpingo-oophororrhaphy** 77.69
- Salpingo-oophorostomy** 78.62
- Salpingo-oophorotomy** 77.0
- Salpingoplasty** 78.69
- Salpingorrhaphy** 78.61
- Salpingosalpingostomy** 78.63
- Salpingostomy** 78.69
- Salpingotomy** 78.0
- Salpingo-uterostomy** 78.64
- Salter operation** 89.38
- Salting (intrauterine)**
- for termination of pregnancy 87.0
- Sampling**
- blood
- - fetus, intrauterine (for genetic determination) 87.53
- kidney, single (by ureteral catheterization) 71.8
- Sandpapering (skin)** 98.93
- Saucerization**
- bone (see also Excision, Jesson, bone) 89.59
- - facial 88.3
- rectum 80.99
- Sauer-Racon operation** 60.4
- Scalenectomy** 95.34
- Scalenotomy** 95.14
- Scaling and polishing, dental** 10.64
- Scalp suction delivery** see Delivery, vacuum extraction
- Scan, scanning**
- C.A.T. (computerized axial tomography) 02.75
- - abdomen 02.51
- - brain 02.01
- - head 02.01
- - kidney 02.51
- - skeletal 02.75
- - thorax 02.21

- Scan, scanning - concluded**
- computerized axial tomography (C.A.T.) (see also Scan, C.A.T.) 02.75
- C.T. - see Scan, C.A.T.
- gallium - see Scan, radioisotope
- liver 06.02
- radioisotope
- - absorption
- - - calcium 06.04
- - - iron 06.04
- - adrenal 06.09
- - bone 06.14
- - - marrow 06.05
- - bowel 06.04
- - cardiac output 06.05
- - cardiovascular 06.05
- - cerebral 06.11
- - circulation time 06.05
- - eye 09.16
- - gastrointestinal 06.04
- - head NEC 06.12
- - hematopoietic 06.05
- - intestine 06.04
- - iodine-131 06.01
- - kidney 06.03
- - liver 06.02
- - lung 06.15
- - lymphatic system 06.16
- - myocardial infarction 06.05
- - pancreatic 06.04
- - parathyroid 06.13
- - pituitary 06.11
- - placenta 06.17
- - protein-bound iodine 06.01
- - pulmonary 06.15
- - radio-iodine uptake 06.01
- - renal 06.03
- - specified site NEC 06.19
- - spleen 06.05
- - thyroid 06.01
- - total body 06.18
- - uterus 06.19
- renal 06.03
- thermal - see Thermography
- Scapulectomy (partial)** 89.70
- total 89.80
- Scapulopexy** 90.40
- Scarification**
- conjunctiva 34.22
- intrapericardial 48.3
- nasal veins (with packing) 33.03
- pericardium 48.3
- pleura 46.5
- Schanz operation** 89.34
- Schauta (Amreich) operation** 80.6

Schede operation 45.29
Scheie's operation - see Operation
Schlatter's operation 55.99
Schroeder operation 79.29
Schuchardt operation 83.09
Schuknecht's operation - see
Mallenstapedioplasty
Schwartz operation 32.31
Scintiphotography - see Scan, radioisotope
Scintiscan - see Scan, radioisotope
Sclerectomy (punch)(scissors) 26.23
- with retinal reattachment 28.3
- Hoth's 26.23
- trephine 26.21
- - with implant 28.2
Scleroplasty NEC 26.79
Sclerostomy (Scheie's) 26.22
Sclerotherapy, hemorrhoids 61.32
Sclerotomy (exploratory) 26.97
- anterior 26.97
- - with
- - - iridectomy 26.23
- - - removal of vitreous 28.71
- posterior 26.97
- - with
- - - iridectomy 26.23
- - - removal of vitreous 28.72
Scott operation - see Operation
Scraping
- corneal epithelium 25.31
- - for smear or culture 25.81
- trachoma follicles 24.22
Scrotectomy (partial) 73.2
Scrotoplasty 73.39
Scrotorrhaphy 73.31
Scrototomy 73.0
Scrub, posterior nasal (adhesions) 33.91
Sculpturing
- valve
- heart - see Valvuloplasty, heart
Section - see also Division and Incision
- cauda equina 16.1
- cesarean - see Cesarean section
- cornea 25.1
- ganglion
- - sympathetic 18.0
- - trigeminal tract 17.03
- globus pallidus 14.3
- hypophyseal stalk (see also
Hypophysectomy, partial) 20.53
- ligament
- - spinal 92.28
- - - arcuate - omit code
- - - flavum - omit code
- ligamentum flavum (spine) - omit code
- nerve (cranial)(peripheral) NEC 17.04
- - acoustic 17.02

Section - concluded
- nerve - concluded
- - spinal (trunk) 16.1
- - sympathetic 18.0
- - trigeminal tract 17.03
- Suemisch (corneal) 25.1
- spinal
- - cord 16.2
- - nerve (root) 16.1
- thalamus 14.3
- tooth (impacted) 35.19
Seddon-Brooks operation 95.65
Segmentectomy
- lung 44.3
Semb operation 45.29
Senning operation 47.91
Separation
- adhesions - see Freeing, adhesions
- choroid 28.64
- fused labia 83.9
- twins (attached)(conjoined)
(Siamese) 96.92
- - asymmetrical (unequal) 96.93
- - symmetrical (equal) 96.92
Septectomy
- atrial (closed) 47.43
- - open 47.42
- - transvenous method (balloon) 47.42
- submucous (nasal) (with cartilage
implant) 33.4
Septoplasty NEC 33.76
- with submucous resection of septum 33.4
Septorhinoplasty (see also
Rhino-plasty) 33.76
Septostomy
- atrial (balloon) 47.42
Septotomy
- heart - see Repair, heart, septum
- nasal 33.1
Sequestrectomy
- bone 89.09
- - carpal, metacarpals 89.03
- - clavicle 89.00
- - facial 88.21
- - femur 89.04
- - fibula 89.06
- - humerus 89.01
- - nose 33.23
- - patella 89.05
- - pelvic 89.08
- - phalanges (foot) (hand) 89.08
- - radius 89.02
- - scapula 89.00
- - skull 14.14
- - specified site NEC 89.08
- - tarsals, metatarsals 89.07
- - thorax (ribs)(sternum) 89.00

Sequestrectomy - concluded

- bone - concluded
- - tibia 89.06
- - ulna 89.02
- - vertebrae 89.08
- jaw 88.21
- nose 33.23
- skull 14.14

Sesamoidectomy 89.87

Setback, ear 30.4

Sever operation 95.19

Severing of blepharorrhaphy 22.09

Sewell operation 48.2

Sharrard operation 95.66

Shaving

- bone (see also Excision, lesion, bone) 89.59
- burn 98.11
- cornea (epithelium) 25.31
- - for smear or culture 25.81
- patella 89.55

Shea's operation - see Malleostapediopy

Shelf operation (hip) 93.69

Shirodkar's suture 79.4

Shock therapy

- chemical 08.36
- electroconvulsive 08.38
- electrotonic 08.38
- insulin 08.36
- subconvulsive 08.37

Short wave therapy - see Diathermy

Shortening

- bone (fusion) 90.39
- - femur 90.34
- - specified site NEC (see also category 90.3) 90.38
- - tibia 90.36
- - ulna 90.32
- endopelvic fascia 81.32
- extraocular muscle NEC 23.4
- eyelid
- - margin 22.69
- - muscle 22.43
- fascia 95.76
- - hand 94.82
- finger (macroducty repair) 94.84
- heel cord 95.76
- levator palpebrae muscle 22.43
- ligament (joint) - see also Arthroplasty
- - broad 81.32
- - round 81.32
- - sacrotuberine 81.32
- - uterus 81.32
- muscle 95.76
- - extracocular 23.4
- - eye NEC 23.4
- - hand 94.82
- - levator palpebrae 22.43

Shortening - concluded

- sclera (for repair of retinal detachment) 26.79
- - by scleral buckling (see also Buckling, scleral) 28.3
- tendon 95.76
- - hand 94.82
- ureter (with reimplantation) 68.32
- Shunt** - see also Anastomosis and Bypass, vascular
- abdominovenous 66.94
- aorta-coronary sinus 48.3
- aorta (descending)-pulmonary artery) 51.0
- aortocarotid (brachial) 51.22
- aortoceliac 51.26
- aortofemoral 51.25
- aortoilac 51.25
- aortoiliofemoral 51.25
- aortomesenteric 51.26
- aorto-myocardial (graft) 48.2
- aortorenal 51.24
- aortosubclavian 51.22
- apicoaortic 47.93
- arteriovenous NEC 51.29
- - Allen-Brown (for renal dialysis) 51.27
- - for renal dialysis (by)
- - - anastomosis 51.27
- - - external cannula 51.93
- ascending aorta to pulmonary artery (Waterston) 51.0
- axillary-femoral 51.29
- carotid-carotid 51.22
- carotid-subclavian 51.22
- caval-mesenteric 51.1
- corpora cavernosa corpus spongiosum 76.97
- corpora spongiosa 76.97
- descending aorta to pulmonary artery (Potts-Smith) 51.0
- endolymphatic (subarachnoid) 32.71
- endolymph-perilymph 32.71
- femoroperoneal 51.29
- femoropopliteal 51.29
- iliofemoral 51.25
- ilioiliac 51.25
- intestinal
- - large-to-large 57.84
- - small-to-large 57.83
- - small-to-small 57.7
- intra-abdominal NEC 51.36
- left subclavian to descending aorta (Blaock-Park) 51.0
- left-to-right (systemic-pulmonary artery) 51.0
- left ventricle (apex) (heart) and aorta 47.93
- LeVeen 66.94

Shunt - continued

- biureteral 51.1
- lumbar subarachnoid peritoneal 16.61
- lumbar subarachnoid (with valve) NEC 16.69
- mesocaval 51.1
- peripheral, for renal dialysis 51.27
- peritoneal-jugular 66.94
- peritoneo-vascular 66.94
- peritoneo-venous 66.94
- pleurothecal (with valve) 16.69
- portacaval (double) 51.1
- portal-systemic 51.1
- portal to vena cava 51.1
- pulmonary-innominate 51.0
- pulmonary vein to atrium 47.82
- renoportal 51.1
- right ventricle and pulmonary artery (distal) 47.92
- - in repair of
 - - - pulmonary artery atresia 47.92
 - - - transposition of great vessels 47.92
 - - - truncus arteriosus 47.83
- salpingtheal (with valve) 16.69
- semicircular-subarachnoid 32.71
- spinal (thecal) (with valve) NEC 16.69
- - subarachnoid peritoneal 16.61
- - subarachnoid-ureteral 16.62
- splenorenal 51.1
- subarachnoid-peritoneal (with valve) 16.61
- subarachnoid-ureteral (with valve) 16.62
- subclavian-pulmonary 51.0
- subdural-peritoneal (with valve) 15.34
- superior mesenteric-caval 51.1
- systemic-pulmonary artery 51.0
- vena cava to pulmonary artery (Green) 51.21
- ventricular (cerebral) (with valve) NEC 15.2
- - to
 - - - abdominal cavity of organ 15.34
 - - - bone marrow 15.39
 - - - cervical subarachnoid space 15.2
 - - - circulatory system 15.32
 - - - cisterna magna 15.2
 - - - extracranial site NEC 15.39
 - - - gallbladder 15.34
 - - - head or neck structure 15.31
 - - - intracerebral site NEC 15.2
 - - - intrathoracic cavity 15.33
 - - - lumbar site 15.39
 - - - mastoid 15.31
 - - - nasopharynx 15.31
 - - - peritoneum 15.34
 - - - thoracic cavity 15.33

Shunt - concluded

- ventricular - concluded
 - - - to - concluded
 - - - - ureter 15.35
 - - - - urinary system 15.35
 - - - - venous system 15.32
 - ventriculoatrial (with valve) 15.32
 - ventriculocaval (with valve) 15.32
 - ventriculocisternal (with valve) 15.2
 - ventriculolumbar (with valve) 15.39
 - ventriculomastoid (with valve) 15.31
 - ventriculonosopharyngeal 15.31
 - ventriculopleural (with valve) 15.33
 - ventriculosubarachnoid 15.2
- Sialoadenectomy** (parotid) (sublingual) (submaxillary) 38.21
 - complete 38.23
 - partial 38.22
 - radical 38.23
- Sialoadenolithotomy** 38.0
- Sialoadenotomy** 38.0
- Sialodochoplasty** NEC 38.39
- Sialogram** 02.05
- Sialolithotomy** 38.0
- Sieve, vena cava** 50.6
- Sigmoid bladder operation** 69.6
- Sigmoidectomy** 57.56
- Sigmoidomyotomy** 58.91
- Sigmoidopexy** (Moschowitz) 58.64
- Sigmoidoproctectomy** (see also Resection, rectum) 60.59
- Sigmoidoproctostomy** 57.84
- Sigmoidorectostomy** 57.84
- Sigmoidorrhaphy** 58.75
- Sigmoidoscopy** 01.22
 - through stoma (artificial) 01.21
 - transabdominal 57.97
- Sigmoidosigmoidostomy** 57.84
 - proximal to distal segment 57.56
- Sigmoidostomy** (see also Colostomy) 58.11
- Sigmoidotomy** 57.04
- Sigmoidoureterostomy** 68.62
- Sign language** 09.49
- Silver operation** 89.49
- Sinogram**
 - abdominal wall 02.53
 - chest wall 02.26
 - retroperitoneum 02.55
- Sinusectomy** (complete) (nasal) (partial) (with turbinoctomy) 34.51
 - antrum 34.53
 - - with Caldwell-Luc approach 34.52
 - ethmoid 34.54
 - frontal 34.32
 - maxillary 34.53
 - - with Caldwell-Luc approach 34.52

Sinusectomy - concluded

- maxillary - concluded
- - radical 34.21
- sphenoid 34.55

Sinusotomy (nasal) 34.41

- antrum (intranasal) 34.1
- - with external approach (Caldwell-Luc) 34.29
- - - radical (with removal of membrane lining) 34.21
- combined 34.44
- ethmoidal 34.42
- frontal 34.31
- maxillary
- - external (Caldwell-Luc) 34.29
- - intranasal 34.1
- - radical (with removal of membrane lining) 34.21
- - simple 34.1
- multiple 34.44
- perinasal 34.41
- sphenoid 34.43

Sistrunk operation 19.6

Size reduction

- abdominal wall (adipose) (pendulous) 98.74
- arms (adipose) (batwing) 98.74
- breast (bilateral) 97.32
- - unilateral 97.31
- buttocks (adipose) 98.74
- skin 98.74
- subcutaneous tissue 98.74
- thighs (adipose) 98.74

Skeletal series (x-ray) 02.71

Skin

- fold thickness (measurement) 07.07

Sleeve resection

- bronchus
- - wide 44.19
- stomach - see Resection, stomach

Sling - see also Operation, sling

- fascial (fascia lata)
- - for facial weakness (trigeminal nerve paralysis) 98.73
- - mouth 98.73
- - orbicularis (mouth) 98.73
- - tongue 37.49
- levator muscle (urethrocytopexy) 71.3
- orbicularis muscle 22.49
- pubococcygeal 71.3
- rectum (puborectalis) 60.66
- retropubic 71.5
- suprapubic 71.4
- tongue (fascial) 37.49
- urethra, gauze hammock (suprapubic) 71.4

Slitting

- canaliculus for
- - passage of probe 21.49
- - passage of tube 21.32
- - removal of streptothrix 21.32
- lens 27.3
- propuce (dorsal) (lateral) 76.91

Stocum's operation 95.65

Sluder operation 40.1

Small bowel series (x-ray) 02.33

Smear

- cervical
- - diagnostic - see Examination, microscopic, cervix

Smith-Peterson operation 93.25

Smithwick operation 18.19

Snaring

- polypus
- - nasal 33.22

Snip, punctum (with dilation) 21.42

Soave operation 60.31

Somatotherapy, psychiatric NEC 08.39

Sonde

- esophagus 54.92

Sonneberg operation 17.08

Sorondo-Ferre operation 96.17

Sounding

- urethra 70.5

Soutter operation 95.15

Spalding-Richardson operation 81.32

Spectrophotometry NEC 03.39

- blood 03.39
- placenta 03.29
- urine 03.29

Speech

- therapy NEC 07.75
- training
- - esophageal 07.73
- - for defect correction 07.74

Spermatoclectomy 75.1

Spermatocystectomy 72.63

Spermatocystotomy 72.62

Sphenoidectomy 34.55

Sphenoidotomy 34.43

Sphincterectomy

- anal 61.4

Sphincteroplasty

- anal 61.69
- - obstetrical laceration (current) 87.82
- - - old 61.69
- bladder (neck) 69.74
- pancreas 63.83
- sphincter of Oddi 63.83

Sphincterorrhaphy

- anal 61.61

Sphincterorrhaphy - concluded

- anal - concluded
- - obstetrical laceration (current) 87.82
- - - old 61.69

Sphincterotomy

- anal (external) (internal) 61.4
- bladder (neck) (transurethral) 69.91
- cardia 54.6
- choledochal 63.82
- iris 26.57
- pancreatic 63.82
- transduodenal ampullary 63.82
- Oddi 63.82

Spinal anesthesia - omit code

Spinelli's operation 87.93

Spirometry (incentive) (respiratory) 93.37

Spivack's operation 55.2

Splanchnicectomy 18.19

Splanchnicotomy 18.0

Splenectomy (complete) (total) 53.34

- partial 53.33

Splenogram 50.87

- radioisotope 96.05

Splenolysis 66.4

Splenopexy 53.53

Splenoplasty 53.53

Splenopneumopexy 53.53

Splenoportogram (by splenic arteriography) 50.87

Splenorrhaphy 53.53

Splenotomy 53.2

Splicing

- electrodes
- - endocardial 49.82
- - myocardial 49.81

Splint, splinting

- dental (for immobilization) 07.55
- - orthodontic 36.6
- musculoskeletal 07.54
- ureter 68.2

Split thickness graft - see Graft, skin

Splitting - see also Division

- canaliculus 21.49
- lacrimal papilla 21.42
- spinal cord tracts (percutaneous) 16.2
- tendon sheath 95.01
- - hand 94.01

Spondylosyndesis (see also Fusion, spinal) 93.09

S.P. Rogers operation 96.15

Ssabancjew-Frank operation 55.2

Stab, intercostal 46.09

Stabilization

- electrodes
- - endocardial 49.82
- - myocardial 49.81

Stabilization - concluded

- joint - see also Arthrodesis
- - patella (for recurrent dislocation) 93.44

Stacoe operation 32.31

Stallard operation - see Operation

Stamm operation 55.1

Stamm-Kader operation 55.2

Stapedectomy 31.19

- with incus replacement (homograft) (prosthesis) 31.11
- revision 31.29
- - with incus replacement 31.21

Stapedial reflex response 09.41

Stapediolysis 31.0

Stapes mobilization 31.0

- with stapedectomy - also Stapedectomy

Stapling

- artery 51.32
- blebs, lung (emphysematous) 44.21
- diaphysis (see also Stapling, epiphyseal plate) 90.29
- epiphyseal plate 90.29
- - femur 90.24
- - fibula 90.26
- - humerus 90.21
- - radius 90.22
- - specified site NEC (see also category 90.2) 90.28
- - tibia 90.26
- - ulna 90.22
- gastric NEC 56.99
- for
- - - obesity 56.93
- - - varices 56.91
- graft - see Graft
- incontinuity (gastric) 56.93
- stomach - see Stapling, gastric
- vein 51.33

Steinberg's operation 56.4

Steindler operation - see Operation

Stereotaxis

- globus pallidus 14.3
- spinal 16.2
- thalamus 14.3

Sterilization

- female (see also specific operation) 78.49
- male (see also specific operation) 75.61

Sternotomy 89.30

- as operative approach - omit code
- for bone marrow biopsy 53.81

Stewart operation 67.79

Stimulation (electronic) - see also Implant, electronic stimulator

- bone 90.49
- cardiac (external) 13.72
- - internal 49.91

Stimulation - concluded

- carotid sinus 13.74
- transcutaneous (surface) 07.39

Stitch, Kelly-Stoeckel (urethra) 71.2

Stomatoplasty 39.49

Stomatorrhaphy 39.41

Stone operation 61.69

Strassman operation - see Operation

Strayer's operation 95.62

Stretching

- eyelid (and elongation) 22.69
- fascia 07.28
- foreskin 13.95
- iris 26.24
- muscle 07.28
- nerve (cranial/peripheral) 17.91
- phimosis 13.95
- tendon 07.28

Stripping

- bone (see also Incision, bone) 89.19
- carotid sinus 51.8
- cranial suture 15.01
- fascia 95.15
- - band 94.29
- membranes for surgical induction of labor 85.1
- meninges (cerebral) 14.41
- - spinal 16.3
- saphenous vein, varicose 50.48
- subdural membrane (cerebral) 14.41
- - spinal 16.3
- varicose veins (lower limb) 50.48
- - upper limb 50.43
- vocal cords 42.09

Stromeyer-Little operation 62.0

Strong operation 51.91

Stryker frame 07.59

Study

- bundle of His 49.98
- color vision 09.06
- conduction, nerve (median) 03.17
- dark adaptation, eye 09.07
- function - see also Function, study
- - radioisotope NEC (see also Scan, radioisotope) 06.09
- lacrimal flow (radiographic) 21.83
- ocular motility 09.15
- pulmonary function - see categories 03.37
- 03.38
- radiographic - see Radiography
- radio-iodinated trislein 06.04
- renal clearance 06.03
- spirometer 03.37
- tracer - see also Scan, radioisotope
- - eye (P32) 09.16
- ultrasonic - see Ultrasonography

Study - concluded

- visual field 09.05
- xenon flow NEC 06.19
- - cardiovascular 06.05
- - pulmonary 06.15

Sturmdorf operation 79.1

Submucous resection

- larynx 42.29
- nasal septum 33.4

Summerskill's operation 21.71

Surmay operation 58.39

Survey

- oral mucosal 03.31
- periodontal 03.31

Suspension

- balanced
- - for traction 07.45
- bladder NEC 69.79
- Buck's - see Traction, Buck's
- diverticulum, pharynx 41.49
- kidney 67.6
- Olshausen (uterus) 81.32
- ovary 77.69
- paraurethral (Pereyra) 71.6
- perourethral 71.6
- pharyngeal diverticulum 41.49
- suprapubic 71.4
- urethra (retropubic) (sling) 71.5
- urethrovesical
- - Burch 71.6
- - Guebel-Frangenheim-Stoeckel 71.4
- - gracilis muscle transplant 71.3
- - junction 71.6
- - levator muscle sling 71.3
- - Marshall-Marchetti (Krantz) 71.5
- - Millin-Read 71.4
- - pubococcygeus muscle 71.3
- - retropubic 71.5
- - suprapubic 71.4
- uterus (abdominal or vaginal approach) NEC 81.32
- vagina 82.64

Suture (laceration)

- abdominal wall 66.53
- - secondary 66.51
- adenoid fossa 40.7
- adrenal gland 20.34
- aneurysm (cerebral) (peripheral) 51.52
- anus 61.61
- - obstetric laceration (current) 87.82
- - old 61.69
- aorta 51.32
- apnoeurnsis (see also Suture, fascia) 95.56
- arteriovenous fistula 51.53
- artery 51.32
- bile duct 63.69

Suture - continued

- bladder 69.71
- - laceration 69.71
- - - obstetric (current) 87.81
- blood vessel NEC 51.31
- - artery 51.32
- - vein 51.33
- breast (skin) 97.71
- bronchus 45.41
- bursa 95.99
- - hand 94.99
- canaliculus, lacrimal 21.69
- cecum 58.75
- cerebral meninges 15.11
- cervix (traumatic laceration) 79.51
- - encirclement, internal os 79.4
- - obstetric laceration (current) 87.72
- - - old 79.59
- chest wall 46.61
- cleft palate 39.52
- clitoris 83.3
- colon 58.75
- common duct 63.61
- conjunctiva 24.5
- cornea 25.4
- corneoscleral 25.4
- cul-de-sac 82.7
- dehiscant wound
- - abdominal 66.51
- diaphragm 46.72
- diverticulum, intestinal - see Suture, intestine
- duodenum 58.71
- dura mater (cerebral) 15.11
- - spinal 16.49
- ear, external 39.3
- enterocele 82.7
- entropion 22.39
- epididymis (and)
- - spermatic cord 75.41
- - vas deferens 75.71
- episiotomy - see Episiotomy
- esophagus 54.72
- eye, socket 29.7
- eyeball 29.96
- eyebrow 22.5
- eyelid 22.5
- - with entropion or ectropion repair 22.39
- face - see Suture, skin
- fallopian tube 78.61
- fascia 95.56
- - hand 94.47
- - to skeletal attachment 95.79
- - - hand 94.88
- gallbladder 63.91
- ganglion, sympathetic 18.3

Suture - continued

- gingiva 36.22
- great vessel 51.31
- - artery 51.32
- - vein 51.33
- gum 36.22
- heart NEC 49.4
- hemostatic
- - liver 62.51
- hepatic duct 63.69
- hymen 82.63
- ileum 58.73
- intestine 58.79
- - large 58.75
- - small NEC 58.73
- jejunum 58.73
- joint capsule 93.96
- - with arthroplasty - see Arthroplasty
- - ankle 93.94
- - foot 93.94
- - lower extremity NEC 93.95
- - upper extremity 93.93
- kidney 67.71
- labia 83.61
- lacerations - see Suture, by site
- larynx 43.51
- ligament 93.96
- - with arthroplasty - see Arthroplasty
- - ankle 93.94
- - broad 81.39
- - Cooper's 66.54
- - foot and toes 93.94
- - gastrocolic 66.65
- - knee 93.95
- - lower extremity NEC 93.95
- - sacrouterine 81.39
- - upper extremity 93.93
- - uterine 81.39
- ligation - see Ligation
- lip 98.69
- liver 62.51
- lung 45.44
- meninges (cerebral) 15.11
- - spinal 16.49
- mesentery 66.67
- mouth (internal) 39.41
- - external 98.69
- muscle 95.55
- - hand 94.46
- - ocular (oblique) (rectus) 23.91
- nerve (cranial) (peripheral) 17.2
- - sympathetic 18.3
- nose (external) (internal) 33.71
- - for epistaxis 33.09
- obstetric laceration NEC 87.89
- - bladder 87.81

Suture - continued

- obstetric laceration - concluded
- - cervix 87.72
- - corpus uteri 87.73
- - pelvic floor 87.89
- - perineum 87.89
- - rectum 87.82
- - sphincter ani 87.82
- - urethra 87.81
- - uterus 87.71
- - vagina 87.89
- - vulva 87.89
- omentum 66.66
- ovary 77.61
- palate 39.51
- - cleft 39.52
- palpebral fissure 22.29
- pancreas 64.94
- pararethral tissues
- - to symphysis 71.5
- pelvic floor 83.61
- - obstetric laceration (current) 87.89
- penis 76.31
- peptic ulcer (bleeding) (perforated) 56.31
- pericardium 49.4
- perineum (female) 83.61
- - after delivery 87.89
- - - episiotomy repair - see Episiotomy
- - male 98.22
- periosteum 90.19
- - carpal, metacarpal 90.13
- - clavicle 90.10
- - femur 90.14
- - fibula 90.16
- - humerus 90.11
- - patella 90.15
- - pelvic 90.18
- - phalanges (foot) (hand) 90.18
- - radius 90.12
- - scapula 90.10
- - specified site NEC 90.18
- - tarsal, metatarsal 90.17
- - thorax (ribs) (sternum) 90.10
- - tibia 90.16
- - ulna 90.12
- - vertebrae 90.18
- peritoneum (secondary) 66.54
- periurethral tissue to symphysis
- pubis 71.5
- pharynx 41.41
- pleura 46.94
- rectum 60.61
- - obstetric laceration (current) 87.82
- retina (for reattachment) 28.49
- ruptured chordae tendinae 47.32
- sacrotuberine ligament 81.39

Suture - continued

- salivary gland or duct 38.31
- scalp 98.22
- - replantation 98.21
- sclera (with repair of conjunctiva) 26.71
- scrotum (skin) 73.31
- secondary
- - abdominal wall 66.51
- - episiotomy 87.89
- - peritoneum 66.54
- Shirodkar 79.4
- sigmoid 58.75
- skin (delayed) (mucous membrane) (without graft) 98.22
- - with graft - see Graft, skin
- - breast 97.71
- - ear 30.3
- - eyebrow 22.5
- - eyelid 22.5
- - nose 33.71
- - penis 76.31
- - scalp 98.22
- - - replantation 98.21
- - scrotum 73.31
- - vulva 83.61
- specified site NEC - see Repair, by site
- spermatic cord 75.41
- sphincter ani 61.61
- - obstetric laceration (current) 87.82
- - - old 61.69
- spinal meninges 16.49
- spleen 53.53
- stomach 56.51
- - ulcer (bleeding) (perforated) 56.32
- subcutaneous tissue (without skin graft) 98.22
- - with graft - see Graft, skin
- supporting (cervix), in pregnancy 79.4
- sympathetic
- - nerve or ganglion 18.3
- tendon (direct) (immediate) (primary) NEC 95.54
- - delayed (secondary) 95.52
- - - hand NEC 94.43
- - - - flexors 94.42
- - - hand NEC 94.45
- - - - delayed (secondary) 94.43
- - - - flexors 94.44
- - - - - delayed (secondary) 94.42
- - - ocular 23.91
- - - rotator cuff 95.53
- - - sheath 95.51
- - - - hand 94.41
- - - - supraspinatus (rotator cuff repair) 95.53
- - - - to skeletal attachment 95.77
- - - - hand 94.86

Suture - concluded

- Tenon's capsule 23.91
- testis 74.51
- thymus 20.93
- thyroid gland 19.93
- tongue 37.41
- tonsillar fossa 40.7
- trachea 43.61
- tunica vaginalis 73.31
- ulcer (bleeding) (peptic) (perforated) 56.31
- - duodenum 56.33
- - gastric 56.32
- - intestine 58.79
- - skin 98.22
- - stomach 56.32
- ureter 68.82
- urethra 70.31
- - obstetric laceration (current) 87.81
- uterosacral ligament 81.39
- uterus 81.51
- - obstetric laceration (current) 87.71
- - - old 81.59
- uvula 39.63
- vagina 82.61
- - obstetric laceration (current) 87.89
- - - old 82.69
- vas deferens 75.71
- vault 82.7
- vein 51.33
- vulva 83.61
- - obstetric laceration (current) 87.89
- - - old 83.69

Suture-ligation - see also Ligation

- blood vessel - see Ligation, blood vessel

Sweep, anterior iris 26.95

Swenson's operation - see Operation

Swinney operation 70.35

Syme's operation - see Operation

Sympathectomy NEC 18.19

- cervical 18.12
- cervicothoracic 18.12
- lumbar 18.13
- periarterial 51.7
- presacral 18.14
- renal 18.19
- thoracolumbar 18.13
- tympanic 32.91

Sympatheticotripsy 18.0

Symphysiotomy 89.38

- assisting delivery 85.94
- kidney (horseshoe) 67.75
- obstetric 85.94

Symphysis

- pleural 46.5

Synchondrotomy (see also Division, cartilage) 92.29

Syndactylization 98.79

Syndesis (see also Arthrodesis) 93.29

Syndesmotomy (see also Division, ligament) 92.29

Synechiotomy

- endometrium 80.11
- iris (anterior) 26.62
- - posterior 26.63

Synovectomy (complete) (joint) (partial) 92.49

- ankle 92.46
- elbow 92.41
- foot and toe 92.47
- hand and finger 92.43
- hip 92.44
- knee 92.45
- shoulder 92.40
- specified site NEC 92.48
- spine 92.48
- tendon sheath 95.32
- - hand 94.32
- wrist 92.42

Syringing

- ear 10.62
- lacrimal duct 21.32
- lacrimal sac 21.32
- nasolacrimal duct 21.33
- - with
- - - dilation 21.33
- - - insertion of tube or stent 21.34

Syriogotomy (anal) 61.11

T

Taarnhoj operation 17.31

TAR

- immunization 13.12

Tack operation 32.79

Take-down

- anastomosis
- - arterial 51.49
- - blood vessel 51.49
- - gastric, gastrointestinal 56.4
- - intestine 58.93
- - stomach 56.4
- - vascular 51.49
- - ventricular 15.43
- arterial bypass 51.49
- arteriovenous shunt 51.43
- - with creation of new shunt 51.42
- cerostomy 58.53
- colostomy 58.53
- duodenostomy 58.52
- enterostomy 58.51
- esophagostomy 54.73

Take-down - concluded

- gastroduodenostomy 56.4
- gastrojejunostomy 56.4
- ileostomy 58.52
- intestinalstoma 58.51
 - - large 58.53
 - - small 58.52
- jejunoleal bypass 58.93
- jejunostomy 58.52
- laryngostomy 43.52
- sigmoidostomy 58.53
- stoma
 - - bile duct 63.69
 - - bladder 69.72
 - - bronchus 45.42
 - - common duct 63.61
 - - esophagus 54.73
 - - gallbladder 63.92
 - - hepatic duct 63.69
 - - intestine 58.51
 - - - large 58.53
 - - - small 58.52
 - - kidney 67.72
 - - larynx 43.52
 - - rectum 60.62
 - - stomach 56.52
 - - thorax 46.62
 - - trachea 43.62
 - - ureter 68.83
 - - urethra 70.32
- systemic-pulmonary artery anastomosis 51.49
- - in total repair of tetralogy of Fallot 47.81
- tracheostomy 43.62
- vascular anastomosis or bypass 51.49
- ventricular shunt (cerebral) 15.43

Talectomy 89.87

Talma-Morison operation 66.66

Tamponade

- esophageal 10.06
- intrauterine (non obstetric) 81.91
 - - antepartum 85.1
 - - following delivery or abortion 87.96
 - - to assist delivery 85.1
- vagina 10.12
 - - antepartum 85.1
 - - following delivery or abortion 87.96

Tanner operation 56.99

Tap

- abdomen 66.91
- chest 46.91
- cisternal 14.01
- cranial 14.09
- joint 93.91
- lumbar (diagnostic) (removal of dye) 16.81

Tap - concluded

- perilymphatic 32.79
- spinal (diagnostic) 16.81
- subdural (through fontanel) 14.09
- thorax 46.91

Tarsectomy 22.11

- de Grandmont 22.49

Tarsoplasty (see also Reconstruction, eyelid) 22.69

Tarsorrhaphy (lateral) 22.5

- division or severing 22.09
- median 22.22

Tarsotomy 22.09

Tattooing

- cornea 25.92
- skin (defect) 98.01

Tautening eyelid for entropion 22.39

Teleradiography

- dental 02.04

Teleradiotherapy

- beta particles 06.23
- Betatron 06.22
- cobalt-60 06.21
- electrons 06.23
- iodine-125 06.21
- linear accelerator 06.22
- megavoltage 06.22
- neutrons 06.24
- particulate radiation NEC 06.24
- protons 06.24
 - - 1 to 25 MEV 06.22
- radioactive cesium 06.21
- radioisotopes NEC 06.21
- supervoltage 06.22

Temperament

- assessment 08.02

Temperature gradient study (see also

- Thermography) 02.99

Tendinoplasty - see Repair, tendon

Tendinosuture (immediate) (primary) (see also Suture, tendon) 95.54

- hand (see also Suture, tendon, hand) 94.45

Tendolysis 95.91

- hand 94.91

Tendoplasty - see Repair, tendon

Tenectomy 95.32

- hand 94.32
- levator palpebrae 22.43
- ocular 23.1
- - levator palpebrae 22.43
- tendon sheath 95.32
- - hand 94.32

Tenodesis (tendon fixation to skeletal attachment) 95.77

- Fowler 94.86
- hand 94.86

Test, testing - concluded

- vestibular function NEC 09.46
- - - clinical 09.44
- - thermal 09.44
- whispered speech (hearing) 09.42

Tetanus

- immunization 13.18
- - with pertussis and diphtheria 13.19

Thal operation 54.75

Thalamectomy 14.3

Thalamotomy 14.3

Theleplasty 97.77

Therapy

- Antabuse 08.39
- art 07.89
- aversion 08.43
- behavior 08.43
- Bennett respirator 13.62
- blind rehabilitation NEC 07.78
- Byrd respirator 13.62
- carbon dioxide 08.33
- cobalt-60 06.21
- conditioning, psychiatric 08.43
- crutchette, crutch tent 13.64
- daily living activities 07.83
- - for the blind 07.78
- dance 07.89
- desensitization 13.42
- detoxification 08.35
- diversional 07.81
- domestic tasks 07.83
- - for the blind 07.78
- educational (bed-bound children) (handicapped) 07.82
- electroconvulsive (ECT) 08.38
- electroshock (EST) 08.38
- - subconvulsive 08.37
- electrotonic (ETT) 08.38
- encounter group 08.44
- existential 08.44
- extinction 08.43
- family group 08.45
- Florethyl 08.34
- fog (inhalation) 13.64
- gamma ray 06.21
- Gestalt 08.48
- group NEC 08.44
- - for psychosexual dysfunctions 08.46
- - marathon 08.44
- hearing NEC 09.49
- heat NEC 07.35
- helium 13.68
- hot pack(s) 07.35
- hyperbaric oxygen 13.65
- - wound 07.59
- individual, psychiatric 08.49
- - for psychosexual dysfunction 08.46

Therapy - continued

- industrial 07.89
- infrared irradiation 07.35
- inhalation NEC 13.66
- insulin shock 08.36
- intermittent positive pressure breathing (IPPB) 13.61
- IPPB (intermittent positive pressure breathing) 13.61
- lithium 08.32
- manipulative, osteopathic (see also Manipulation, osteopathic) 07.69
- manual arts 07.81
- methadone 08.39
- mist (inhalation) 13.64
- music 07.84
- nebulizer 13.64
- occupational 07.83
- oxygen 13.66
- - catalytic 13.66
- - hyperbaric 13.65
- - - wound 07.59
- - wound (hyperbaric) 07.59
- paraffin bath 07.35
- physical NEC 07.39
- - combined (without mention of components) 07.38
- - diagnostic NEC 07.09
- - play (psychotherapeutic) 07.81
- - positive and expiratory pressure 13.61
- - primal 08.44
- - psychiatric NOS 08.49
- - drug NEC 08.39
- - - lithium 08.32
- - - specified type NEC 08.48
- - radiation 06.39
- - - contact (150 KVP or less) 06.31
- - - deep (200-300 KVP) 06.32
- - - high voltage (200-300 KVP) 06.32
- - - low voltage (150 KVP or less) 06.31
- - - megavoltage 06.22
- - - orthovoltage 06.32
- - - particle source NEC 06.23
- - - radioisotope (teletherapy) 06.21
- - - retinal lesion 28.59
- - - superficial (150 KVP or less) 06.31
- - - supervoltage 06.22
- - radioisotope, radioisotopic NEC 06.39
- - - implantation or insertion 06.34
- - - injection or instillation 06.35
- - - teletherapy 06.21
- - radium (radon) 06.21
- - recreational 07.81
- - rehabilitation NEC 07.89
- - respiratory NEC 13.69
- - root canal 35.71

Therapy - concluded

- root canal - concluded
- - with
- - - apicoectomy 35.73
- - - irrigation 35.72
- shock
- - chemical 08.36
- - electric 08.38
- - - subconvulsive 08.37
- - insulin 08.36
- short wave - see Diathermy
- social 08.47
- speech NEC 07.75
- - for correction of defect 07.74
- ultraviolet light 13.82
- whirlpool 07.32

Thermal test

- vestibular function 09.44

Thermocautery - see Cauterization

Thermography 02.99

- blood vessel 02.96
- bone 02.93
- breast 02.95
- cerebral 02.91
- eye 02.92
- lymph gland 02.99
- muscle 02.94
- ocular 02.92
- osteoarticular 02.93
- skin 02.99
- specified site NEC 02.99
- vein, deep 02.96

Thermokeratoplasty 25.64

Thermosclerectomy 26.22

Thermotherapy (hot packs) (paraffin bath) NEC 07.35

Thiersch operation - see Operation

Thompson operation - see Operation

Thoracotomy 46.09

- for lung collapse 45.29

Thoracentesis 46.91

Thoracocentesis 46.91

Thoracolysis 45.3

- for collapse of lung 45.29

Thoracoplasty (anterior) (complete)

- (extrapleural) (paravertebral)
- (posterolateral) (partial) 45.24

Thoracoscopy

- transpleural (for exploration) 46.81

Thoracostomy 46.09

- for lung collapse 45.29

Thoracotomy (with drainage) 46.09

- as operative approach - omit code
- exploratory 46.02

Thorek operation 63.11

Three-snip operation on punctum 21.42

Thrombectomy 50.09

- with endarterectomy - see Endarterectomy
- abdominal
- - artery 50.06
- - vein 50.07
- aorta (arch) (ascending) (descending) 50.04
- atrial 49.12
- bovine graft 51.49
- head and neck vessel NEC 50.02
- intracranial vessel NEC 50.01
- lower limb (artery) (vein) 50.08
- pulmonary vessel 50.05
- thoracic vessel NEC 50.05
- upper limb (artery) (vein) 50.09

Thromboendarterectomy 50.19

- abdominal 50.16
- aorta (arch) (ascending) (descending) 50.14
- coronary artery 48.0
- head and neck NEC 50.12
- intracranial NEC 50.11
- lower limb 50.18
- thoracic NEC 50.15
- upper limb 50.13

Thymectomy 20.71

- partial 20.72
- total 20.73

Thymopexy 20.96

Thyrochondrotomy 43.3

Thyrocricoideotomy 42.29

Thyrocricotomy (for assistance in breathing) 43.1

Thyroidectomy 19.21

- by mediastinotomy (see also Thyroidectomy, substernal) 19.41
- with laryngectomy - see Laryngectomy
- complete or total 19.3
- - substernal (by mediastinotomy) (transsternal route) 19.43
- - transoral route (lingual) 19.5
- lingual (complete) (partial) (substernal) (total) 19.5
- partial or subtotal NEC 19.29
- - with complete removal of remaining lobe 19.1
- - submental route (lingual) 19.5
- - substernal (by mediastinotomy) (transsternal route) 19.42
- remaining tissue 19.3
- submental route (lingual) 19.5
- substernal (by mediastinotomy) (transsternal route) 19.41
- - complete or total 19.43
- - partial or subtotal 19.42
- transoral route (lingual) 19.5
- transsternal route (see also Thyroidectomy, substernal) 19.41

Thyroidectomy - concluded
- unilateral (with removal of isthmus) (with removal of portion of other lobe) 19.1
Thyroidorrhaphy 19.93
Thyroidotomy (field) (gland) NEC 19.09
- postoperative 19.02
Thyroparathyroidectomy 19.3
Thyrotomy 43.3
- with tantalum plate 43.59
Toe-to-thumb transfer 94.61
Toilet
- open fracture - see category *91.6
- surgical (skin) 98.11
- tracheostomy 10.65
- wound (skin) 98.11
Token economy (behavior therapy) 08.43
Tomography - see also Radiography
- abdomen NEC 02.52
- cardiac 02.22
- computerized axial NEC 02.75
- - abdomen 02.51
- - brain 02.01
- - head 02.01
- - kidney 02.51
- - skeletal 02.75
- - thorax 02.21
- head NEC 02.02
- kidney NEC 02.41
- lung 02.22
- thorax NEC 02.22
Tompkins operation 81.59
Tongue flap operation 39.52
Tongue tie operation 37.91
Tonography 09.26
Tonometry 03.12
Tonsillectomy 40.1
- with adenoidectomy 40.2
Tonsillectomy 40.0
Topenctomy, brain 14.22
Torek - Bevan operation (first stage) (second stage) 74.4
Torkildsen's operation 15.2
Torpin operation 82.7
Toti's operation 21.71
Touhas operation 98.74
Touff operation 50.75
Toxicology - see Examination, microscopic
Trabeculectomy ab externo 26.25
Trabeculodialis 26.39
Trabeculotomy ab externo 26.34
Trachelectomy 79.3
Trachelopexy 81.32
Trachelorrhaphy (Esmet) (suture) 79.51
- obstetric 87.72
Trachelotomy 81.95
- obstetric 85.93

Tracheocricotomy (for assistance in breathing) 43.1
Tracheofissure - see Tracheotomy
Tracheography 43.85
Tracheolaryngotomy (emergency) 43.1
- permanent opening 43.29
Tracheoplasty 43.69
- with artificial larynx 43.65
Tracheorrhaphy 43.61
Tracheoscopy NEC 01.07
- through existing stoma (artificial) (tracheostomy) 01.06
Tracheostomy (emergency) (for assistance in breathing) (temporary) 43.1
- mediastinal 43.21
- permanent NEC 43.29
- revision 43.64
Tracheotomy NEC 43.3
- emergency 43.1
- for assistance in breathing - see Tracheostomy
- permanent opening 43.29
Tracing
- carotid pulse with EKG lead 03.56
Traction
- with reduction of fracture or dislocation - see Reduction, fracture and Reduction, dislocation
- adhesive tape (skin) 07.46
- balanced skeletal 07.44
- boot 07.46
- Bryant's (skeletal) 07.44
- Bunk's (skeletal) 07.46
- caliper tongs 07.41
- - with insertion of device 15.99
- Cotrel's (spinal) 07.42
- Crutchfield tongs 07.41
- - with insertion of device 15.99
- Dunlop's (skeletal) 07.44
- gallows 07.46
- Gardner Wells 07.41
- - with insertion of device 15.99
- halo device, skull 07.41
- - with insertion of device 15.99
- intermittent
- - manual 07.21
- - mechanical 07.21
- - skeletal 07.43
- Lyman Smith (skeletal) 07.44
- manual, intermittent 07.21
- mechanical, intermittent 07.21
- Russell's (skeletal) 07.44
- skeletal NEC 07.44
- - intermittent 07.43
- skin, limbs NEC 07.46

Traction - concluded

- spinal NEC 07.42
- - with skull device (caliper)
 (Crutchfield) (Gardner Wells) (halo)
 (tongs) (Vinke) 07.41
- - with insertion of device 15.99
- Thomas splint 07.45
- Vinke tongs 07.41
- - with insertion of device 15.99

Tractotomy

- brain 14.22
- medulla oblongata 14.22
- mesencephalon 14.22
- percutaneous 16.2
- spinal cord (one-stage) (two-stage) 16.2

Training (for) (in)

- ADL (activities of daily living) 07.83
- - for the blind 07.78
- ambulation 07.22
- braille 07.77
- crutch walking 07.25
- during pregnancy 07.37
- dyslexia 07.71
- dysphasia 07.72
- esophageal speech
 (prostaryngectomy) 07.73
- finger reading 09.49
- gait 07.22
- joint movement (passive) 07.14
- lip reading 09.49
- Moon (blind reading) 07.77
- orthoptic 09.35
- prenatal (natural childbirth) 07.37
- prosthetic or orthotic device usage 07.25
- relaxation 08.43
- sensitivity 08.44
- speech NEC 07.75
- - esophageal type 07.73
- - for correction of defect 07.74
- use of lead dog for the blind 07.76
- use of lower limb prosthesis 07.25
- vocational 07.85

Transactional analysis

- group 08.44
- individual 08.2

Transection - see also Division

- artery (with ligation) (see also Division,
 artery) 50.79
- - renal, aberrant (with
 reimplantation) 51.55
- bone (see also Osteotomy) 89.39
- fallopian tube (bilateral) (remaining)
 (solitary) 78.49
- - by endoscopy 78.39
- - unilateral 78.92
- isthmus, thyroid 19.91

Transection - concluded

- muscle 95.14
 - - hand 94.12
 - - ocular 23.1
 - nerve (cranial) (peripheral) NEC
 17.04
 - - acoustic 17.02
 - - root (spinal) 16.1
 - - sympathetic 18.0
 - - tracts in spinal cord 16.2
 - - trigeminal 17.03
 - - vagus (transabdominal) (see also
 Vagotomy) 56.01
 - pylorus (with wedge resection) 55.3
 - renal vessel, aberrant (with
 reimplantation) 51.55
 - spinal
 - - cord tracts 16.2
 - - nerve root 16.1
 - tendon 95.13
 - - hand 94.11
 - thyroid isthmus 19.91
 - uvula 39.61
 - vas deferens 75.62
 - vein (with ligation) (see also Division, vein)
 50.79
 - - renal, aberrant (with
 reimplantation) 51.55
 - - varicose (lower limb) 50.48
- Transfer, transference**
- bone shaft, fibula into tibia 90.46
 - digital (to replace absent thumb) 94.61
 - - finger (to thumb) (same hand) 94.61
 - - - to
 - - - - finger, except thumb 94.81
 - - - - opposite hand (with
 amputation) 94.61
 - - - - toe (to thumb) (with amputation) 94.61
 - - - - to finger, except thumb 94.81
 - fat pad NEC 98.79
 - - with skin graft - see Graft, skin, full-
 thickness
 - finger (to replace absent thumb) (same
 hand) 94.61
 - - to
 - - - finger, except thumb 94.81
 - - - - opposite hand (with
 amputation) 94.61
 - muscle (origin) 95.66
 - - hand 94.56
 - nerve (cranial) (peripheral) (radial
 anterior) (ulnar) 17.5
 - pedicle graft 98.55
 - pes anserinus (repair of knee)
 (tendon) 93.47

Transfer, transference - concluded

- tarsocconjunctival flap, from opposing lid 22.64
- tendon 95.65
 - - hand 94.55
- toe to thumb (free) (pedicle) (with amputation) 94.61

Transfixion - see also Fixation

- iris (bombé) 26.51

Transformation

- sex
 - - operation NEC 76.4
- sexual
 - - by surgery NEC 76.4

Transfusion 13.03

- antihemophilic factor 13.06
- antivenin 13.45
- blood (whole) 13.03
 - - expander 13.08
 - - surrogate 13.09
- bone marrow 53.0
- coagulation factors 13.06
- Dextran 13.08
- exchange 13.01
 - - exsanguination 13.01
 - - in utero 87.4
 - - intraperitoneal 87.4
 - - exsanguination 13.01
 - - gamma globulin 13.44
 - - granulocytes 13.09
 - - intraperitoneal, fetal 87.4
 - - intrauterine 87.4
 - - packed cells 13.04
 - - plasma 13.07
 - - platelets 13.05
 - - replacement, total 13.01
 - - serum NEC 13.07
 - - substance NEC 13.09
 - - substitution 13.01
 - - thrombocytes 13.05
 - - washed red cells (plasmapheresis) 13.04

Transillumination

- antrum 03.35
- sinus
 - - nasal 03.35
- skull (newborn) 03.18

Translumbar aortogram 50.82

Transplant, transplantation

- artery 51.59
 - - renal, aberrant 51.55
- autotransplant - see Reimplantation
- blood vessel 51.59
 - - renal, aberrant 51.55
- bone (see also Graft, bone) 90.09
 - - marrow 53.0
- conjunctiva
 - - for pterygium 25.29

Transplant, transplantation - continued

- corneal (see also Keratoplasty) 26.51
- dura 15.12
- eye muscle 23.3
 - - levator palpebrae 22.49
- fascia 95.74
 - - hand 94.74
- finger (replacing absent thumb) (same hand) 94.61
 - - to
 - - - finger, except thumb 94.81
 - - - opposite hand (with amputation) 94.61
- gracilis muscle (for) 95.66
 - - anal incontinence 61.64
 - - urethrovscical suspension 71.3
- hair NOS 98.75
- hair follicles
 - - eyebrow 22.69
 - - eyelid 22.69
 - - scalp 98.75
- heart (orthotopic) 49.5
- ileal stoma to new site 58.23
- kidney NEC 67.59
- levator palpebrae superioris 22.49
- liver 62.49
 - - auxiliary (permanent) (recipient's liver in situ) (temporary) 62.41
- lung 45.5
- lymphatic structures (peripheral) 52.9
- mammary artery to myocardium or ventricular wall 48.2
- mucous membrane
 - - to eyelid 22.61
- muscle 95.66
 - - extraocular 23.3
 - - gracilis (for) 95.66
 - - - anal incontinence 61.64
 - - - urethrovscical suspension 71.3
 - - hand 94.56
 - - levator palpebrae 22.49
 - - temporalis 95.66
 - - - with orbital exenteration 29.41
- nerve (cranial) (peripheral) 17.5
- nipple 97.76
- ocular muscle 23.3
 - - levator palpebrae 22.49
- ovary 77.92
- pancreas 64.81
 - - heterotransplant 64.84
 - - homotransplant 64.83
 - - reimplantation 64.82
- pes anserinus (repair of knee) (tendon) 93.47
- renal NEC 67.59
 - - vessel, aberrant 51.55

Transplant, transplantation - concluded

- salivary duct
 - - opening 38.39
- salivary gland 38.39
- skin - see Graft, skin
- spermatic cord 75.43
- spleen 53.52
- stomach
 - - into chest 54.42
- tendon 95.65
- - hand 94.55
 - - pes anserinus (repair of knee) 93.47
 - - superior rectus (blepharoptosis) 22.45
- testis to scrotum 74.4
- thymus 20.94
- thyroid tissue 19.94
- toe (replacing absent thumb) (with amputation) 94.61
- - to finger, except thumb 94.81
- tooth 35.5
- ureter to
 - - bladder 68.72
 - - ileum (external diversion) 68.41
 - - - internal diversion only 68.62
 - - intestine 68.62
 - - skin 68.51
- vein (peripheral) 51.59
- - renal, aberrant 51.55
- vitreous 28.72
- - anterior approach 28.71

Transposition

- extraocular muscles 23.3
- eyelash, flaps 22.69
- eye muscle (oblique) (rectus) 23.3
- finger (replacing absent thumb) (same hand) 94.61
- - to
 - - - finger, except thumb 94.81
 - - - opposite hand (with amputation) 94.61
- interatrial venous return 47.91
- jejunal (Henley) 55.81
- joint capsule (see also Arthroplasty) 93.96
- muscle NEC 95.68
 - - extraocular 23.3
 - - hand 94.58
- nerve (cranial) (peripheral) 17.5
- - radial 17.5
- - ulnar 17.5
- nipple 97.76
- pterygium 25.21
- tendon NEC 95.67
 - - hand 94.57
 - - vocal cords 43.59

Transection

- cervix
- - inverted uterus 87.93

Transection - concluded

- vagus - see Vagotomy
- Transureteroureterostomy 68.73
- Transversostomy (see also Colostomy) 58.11
- Trapping, aneurysm (cerebral) 51.52
- Trauner operation 36.91
- Treatment
 - osteopathic - see Manipulation, osteopathic
- Trephination, trephining
 - accessory sinus - see Sinusotomy
 - corneoscleral 26.97
 - cranium 14.13
 - nasal sinus - see Sinusotomy
 - sclera (with iridectomy) 26.21

Trial forceps (failed) 85.3

Trigonectomy 69.4

Trimming

- alveolus (dental) 36.4
- amputation stump 96.2

Triple arthrodesis 93.12

Trochanterplasty 93.69

Tsuge operation 94.84

Tuck, tucking - see also Plication

- levator palpebrae, for blepharoptosis 22.43
- ocular muscle 29.4

Tudor "rabbit ear" operation 71.7

Tuffier operation - see Operation

Tuning fork tests (for hearing) 09.42

Tunnel, subcutaneous (antithoracic) 54.77

- with esophageal anastomosis 54.57

Turbineotomy (complete) (partial)

NEC 33.59

- by

- - cryosurgery 33.51
- - diathermy 33.51
- - with sinusotomy - see Sinusotomy

Turbineotomy 33.1

Turco operation 92.27

Tylectomy (breast) (partial) 97.11

Tympanectomy 32.49

- with tympanoplasty - see Tympanoplasty

Tympanogram 09.41

Tympanomastoidectomy 32.32

Tympanoplasty (type I) (with graft) 31.4

- with

- - air pocket over round window 31.53
- - fenestra in semicircular canal 31.54
- - graft against
 - - - incus or malleus 31.51
 - - - mobile and intact stapes 31.52
 - - - incudostapediopexy 31.51
- - epitympanic, type I 31.4
- - revision 31.6
- - type
 - - - II (graft against incus or malleus) 31.51
 - - - III (graft against mobile and intact stapes) 31.52

- Tympanoplasty** - concluded
- type - concluded
- - IV (air pocket over round window) 31.53
- - V (fenestra in semicircular canal) 31.54
- Tympanostapedioplasty** 31.52
- Tympanostomy** 32.01
- Tympanosympathectomy** 32.91
- Tympanotomy** 32.09
- with intubation 32.01

U

- Uchida operation** 78.42
- CFR** (uroflowmetry) 03.24
- Ultrafiltration**
- blood 51.95
- Ultrasonography**
- abdomen 02.86
- aortic arch 02.83
- biliary tract 02.84
- breast 02.83
- deep vein thrombosis 02.87
- digestive system 02.84
- eye 09.13
- head and neck 02.81
- heart 02.82
- intestine 02.84
- limbs 02.87
- lung 02.83
- midline shift, brain 02.81
- multiple sites 02.89
- peripheral vascular system 02.87
- retroperitoneum 02.86
- thorax NEC 02.83
- total body 02.89
- urinary system 02.85
- uterus 02.89
- - gravid 02.88
- Ultrasound**
- diagnostic - see Ultrasonography
- fragmentation (of)
- - cataract (with aspiration) 27.62
- - urinary calculus, stones 71.96
- inner ear 32.79
- therapy - see Destruction, lesion, by site
- Ultraviolet**
- therapy 13.82
- Umbilectomy** 66.2
- Unbridling**
- blood vessel, peripheral 51.91
- celiac artery axis 51.91
- Uncovering** - see Incision, by site

- Undercutting**
- hair follicle 98.09
- portland (for denervation) 61.02
- Unroofing** - see also Incision, by site
- cranial abscess 14.13
- external
- - auditory canal 30.02
- - ear NEC 30.09
- kidney cyst 67.21
- UPP** (urethral pressure profile) 03.25
- Upper GI series** (x ray) 02.32
- Uranoplasty** (for cleft palate repair) 39.52
- Uranorrhaphy** (for cleft palate repair) 39.52
- Uranostaphylorrhaphy** 39.52
- Urban operation** (unilateral) 97.18
- bilateral 97.19
- Ureterectomy** 68.31
- with nephrectomy 67.41
- partial 68.32
- total 68.33
- Ureterococostomy** 68.62
- Ureterocoelectomy** 68.32
- Ureterocolostomy** 68.62
- Ureterocystostomy** 68.72
- Ureterocenterostomy** 68.62
- Ureteroileocutaneousostomy** 68.41
- Ureteroileostomy** (internal diversion) 68.62
- external diversion 68.41
- Ureterolithotomy** 68.2
- Ureterolysis** 71.03
- with freeing or repositioning of ureter 71.02
- Ureteroneocystostomy** 68.72
- Ureteroneopyelostomy** 67.76
- Ureteropexy** 68.85
- Ureteroplasty** 68.89
- Ureteroplication** 68.89
- Ureteroproctostomy** 68.62
- Ureteropyelography** (diuretic infusion)
- (intravenous) 67.85
- percutaneous 67.87
- retrograde 67.86
- Ureteropyeloplasty** 67.79
- Ureteropyelostomy** 67.76
- Ureterorrhaphy** 68.82
- Ureteroscopy** 68.85
- Ureterostigmoidostomy** 68.62
- Ureterostomy** (cutaneous) (external) (tube)
- 68.51
- closure 68.83
- ileal 68.41
- Ureterotomy** 68.2
- Ureteroureterostomy** (crossed) 68.75
- lumbar 68.32

- Ureteroureterostomy** - concluded
 - resection with end-to-end anastomosis 68.32
 - spatulated 68.32
- Urethral catheterization, indwelling** 69.94
- Urethral pressure profile (UFP)** 03.25
- Urethrectomy (complete) (partial)**
 - (radical) 70.2
 - with
 - complete cystectomy 69.59
 - pelvic exenteration 80.7
 - radical cystectomy 69.51
- Urethrocytography (retrograde)**
 - (voiding) 69.83
- Urethrocytostomy (by)** 71.7
 - levator muscle sling 71.3
 - retropubic suspension 71.5
 - suprapubic suspension 71.4
- Urethrocystoscopy** 01.34
- Urethrolithotomy** 70.0
- Urethrotomy** 70.4
- Urethropexy** 70.39
 - anterior 71.7
- Urethroplasty** 70.39
 - augmentation (Polytetrafluoroethylene) 71.7
- Urethrorrhaphy** 70.31
- Urethroscopy** 01.35
 - for control of hemorrhage of prostate 72.84
 - perineal 70.83
- Urethroostomy (perineal)** 70.0
- Urethrotomy (external)** 70.0
 - internal (endoscopic) 70.4
- Urethrovaginoscopy** - see Urethrocytostomy
- Uroflometry (UFR)** 03.24
- Uroflowmetry (UFR)** 03.24
- Urography (antegrade) (excretory)**
 - (intravenous) 67.85
 - retrograde 67.86
- Uteropexy (abdominal approach) (vaginal approach)** 81.32
- Uvulectomy** 39.62
- Uvulotomy** 39.61

V

- Vaccination (against) (prophylactic)** 13.39
 - anthrax 13.33
 - brucellosis 13.33
 - cholera 13.11
 - - with
 - - - TAB 13.34
 - - - typhoid-paratyphoid 13.34
 - combined NEC 13.34
 - common cold 13.31

- Vaccination** - concluded
 - diphtheria 13.16
 - diphtheria-tetanus-pertussis 13.19
 - - with
 - - - poliomyelitis 13.34
 - - - typhoid-paratyphoid 13.34
 - disease(s)
 - - arthropod-borne viral 13.25
 - - combinations NEC 13.34
 - - single NEC 13.33
 - - specified NEC 13.33
 - encephalitis, arthropod-borne viral 13.25
 - German measles 13.28
 - hydrophobia 13.24
 - infectious parotitis 13.27
 - influenza 13.32
 - measles 13.26
 - measles-mumps-rubella 13.29
 - MMR 13.29
 - mumps 13.47
 - paratyphoid fever 13.12
 - pertussis 13.17
 - plague 13.14
 - poliomyelitis 13.21
 - rabies 13.24
 - Rocky Mountain spotted fever 13.33
 - rubella 13.28
 - rubeola 13.26
 - smallpox 13.22
 - Staphylococcus 13.33
 - Streptococcus 13.33
 - tuberculosis 13.13
 - tularemia 13.15
 - typhoid 13.12
 - typhus 13.33
 - undulant fever 13.33
 - yellow fever 13.23
- Vacuum extraction, fetal head** 84.79
 - with episiotomy 84.71
- Vagotomy** 56.01
- Vaginal douche** 10.51
- Vaginectomy** 82.3
- Vaginofixation** 82.64
- Vaginoperineotomy** 82.14
- Vaginopexy** 82.64
- Vaginoplasty** 82.69
- Vaginorrhaphy** 82.61
 - obstetrical 87.89
- Vaginoscopy** 01.36
- Vaginotomy** 82.14
 - for
 - - culdocentesis 82.0
 - - pelvic abscess 82.12
- Vagotomy (gastric)** 56.01
 - parietal cell 56.03
 - selective (highly) (Hollie's) (proximal) 56.03

- Vagotomy** - concluded
 - truncal 50.02
- Valvotomy** - see Valvulotomy, heart
- Valvulotomy, heart** - see Valvuloplasty, heart
- Valvuloplasty**
 - heart (open heart technique) (without valve replacement) 47.11
 - - with prosthesis or tissue graft - see Replacement, heart, valve, by site
 - - aortic valve 47.13
 - - combined with repair of atrial and ventricular septal defects - see Repair, endocardial cushion defect
 - - mitral valve 47.12
 - - pulmonary valve 47.15
 - - - in total repair of tetralogy of Fallot 47.81
 - - tricuspid valve 47.14
- Valvulotomy**
 - heart (closed heart technique) (transatrial) (transventricular) 47.01
 - - aortic valve 47.03
 - - mitral valve 47.02
 - - open heart technique - see Valvuloplasty, heart
 - - pulmonary valve 47.05
 - - - in total repair of tetralogy of Fallot 47.81
 - - tricuspid valve 47.04
- Varicoectomy, spermatic cord** 75.0
- Varicotomy, peripheral vessels (lower limb)** 50.48
 - upper limb 50.43
- Vascularization** - see Revascularization
- Vasectomy (complete) (partial)** 75.64
- Vasogram** 75.83
- Vasoligation** 75.62
 - gastric 50.76
 - varicocele 75.0
- Vasorrhaphy** 75.71
- Vasostomy** 75.5
- Vasotomy** 75.5
- Vasotripsy** 75.62
- Vasovasostomy** 75.72
- Vectorcardiogram (VCG) (with ECG)** 03.53
- Vena cava sieve** 50.6
- Venectomy** - see Phlebectomy
- Venipuncture NEC** 50.99
 - for injection of contrast material - see Angiography
- Venography** - see Angiography
- Venorrhaphy** 51.33
- Venotomy** 50.03
 - abdominal 50.07
 - head and neck NEC 50.02
- Venotomy** - concluded
 - intracranial NEC 50.01
 - lower limb 50.08
 - thoracic NEC 50.05
 - upper limb 50.03
- Venotripsy** 51.98
- Venovenostomy** 51.29
 - intra-abdominal 51.1
 - portacaval 51.1
 - splenorenal 51.1
- Ventilation**
 - assisted 13.63
 - mechanical 13.62
- Ventouse**
 - assisted delivery - see Delivery, vacuum extraction
 - traction
 - - fetal head - see Delivery, vacuum extraction
- Ventriculocholecystostomy** 15.34
- Ventriculocisternostomy** 15.2
- Ventriculocordectomy** 42.29
- Ventriculogram, ventriculography (cerebral)** 14.85
 - cardiac
 - - left ventricle (outflow tract) 48.94
 - - right ventricle (outflow tract) 48.93
 - - - combined with left heart 48.95
- Ventriculomyocardiotomy** 49.12
- Ventriculoperitonostomy** 15.34
- Ventriculopuncture** 14.09
 - through previously implanted catheter or reservoir (Ommaya) (Rickham) 14.09
- Ventriculoseptopexy** (see also Repair, ventricular septal defect) 47.73
- Ventriculoseptoplasty** (see also Repair, ventricular septal defect) 47.73
- Ventriculostomy (cerebral)** 15.2
- Ventriculotomy**
 - cerebral 15.2
 - heart 49.12
- Ventriculoureterstomy** 15.35
- Ventriculovenostomy** 15.32
- Ventrofixation (uterus)** 81.32
- Ventrohysteropexy** 81.32
- Ventrosuspension (uterus)** 81.32
- VEP (visual evoked potential)** 09.23
- Version, obstetrical (bimanual) (cephalic) (combined) (internal) (podalic)** 85.21
 - with extraction 85.22
 - bipolar 85.91
 - Braxton Hicks 85.21
 - - with extractina 85.22
 - external 85.91
 - Potter's (podalic) 85.21
 - - with extraction 85.22

- Version**, obstetrical - concluded
- Wigand (external) 85.91
 - Wright's (cephalic) 85.21
 - - with extraction 85.22
- Vesicolithotomy** (suprapubic) 69.13
- Vesicostomy** 69.14
- Vesicourethroplasty** 69.74
- Vesiculectomy** 72.63
- with radical prostatectomy 72.4
- Vesiculogram**, seminal 02.47
- contrast 72.96
- Vesiculotomy** 72.62
- Vestibuloplasty** (buccolabial) (lingual) 36.91
- Vestibulotomy** 32.79
- Vicq d'Azyr operation** 43.1
- Vidal operation** 75.0
- Vidianectomy** 18.11
- Villusectomy** (see also Synovectomy) 92.49
- Vineberg's operation** 48.2
- Vision check** 03.11
- Visit**
- psychiatric, routine 08.5
- Visual evoked potential (VEP)** 09.23
- Vital capacity** 03.37
- Vitrectomy** (mechanical) (posterior approach) 28.72
- with scleral buckling 28.3
 - anterior approach 28.71
- Vocational**
- assessment 07.85
 - retraining 07.85
- Voice training** (postlaryngectomy) 07.73
- Von Kraske's operation** 60.53
- Voss operation** 95.14
- Vulpius (Compere) operation** 95.76
- Vulvectomy** (bilateral) (simple) 83.52
- partial (unilateral) 83.51
 - radical (complete) 83.4
 - unilateral 83.51
- V-Y operation** - see Operation

W

- Wardill operation** 39.52
- Ward-Mayo operation** 80.4
- Washing** - see Lavage and Irrigation
- Waterston's operation** 51.0
- Watkins (Wertheim) operation** 81.31
- Watson-Jones operation** - see Operation
- Wehling (syndactylization)** 98.79
- Weir's operation** - see Operation
- Wertheim's operation** 80.5
- West's operation** 21.71
- Wheeler's operation** - see Operation

- Whipple's operation** - see Operation
- Whirling**
- acupuncture (for anesthesia) 13.91
 - - with moxa 07.35
- Whirlpool therapy** 07.32
- Whispered speech test** (for hearing) 09.42
- White operation** 95.11
- Whitehead's operation** - see Operation
- Whitman operation** - see Operation
- Wier operation** 22.32
- Wigand's version** 85.91
- Williams-Richardson operation** 82.51
- Wilms operation** 45.24
- Wilson operation** 89.41
- Window operation** - see Operation
- Winiwater operation** 63.22
- Wiring**
- aneurysm 51.52
 - cervix 79.4
 - dental (for immobilization) 07.55
 - - with fracture-reduction - see Reduction, fracture
 - orthodontic 36.6
 - teeth - see Wiring, dental
- Wirsungojejunostomy** 64.7
- Witzel operation** 55.1
- Woodward operation** 93.83
- Wrapping, aneurysm (gauze) (methyl methacrylate) (plastic)** 51.52

X

- Xenograft** 98.45
- Xerography, breast** 02.24
- Xeromammography** 02.24
- Xiphoidectomy** 89.70
- X-ray**
- chest (routine) 02.28
 - - wall NEC 02.27
 - contrast - see Radiography, contrast
 - diagnostic - see Radiography
 - injection of radio-opaque substance - see Radiography, contrast
 - skeletal series, whole or complete 02.71
 - therapeutic - see Therapy, radiation

Y

- Young operation** - see Operation
- Yount's operation** 95.15

Z

Zancoli operation - see **Operation**

Ziegler's operation 26.53

Zonulolysis (with lens extraction) (see also
Extraction, cataract, intracapsular) 27.49

Z-plasty

- canthus 22.23
- epicanthus 22.23

Z-plasty - conclud

- eyelid (see also **Reconstruction, eyelid**) 22.69
- face - see **Z-plasty, skin**
- hypopharynx 41.3
- relaxing 98.3
- - scar 98.3
- skin (scar) (web contracture) 98.3
- - with excision of lesion 98.12
- wrinkled scar 98.3