



Aboriginal Affairs and  
Northern Development Canada

Affaires autochtones et  
Développement du Nord Canada

# Water and Wastewater Infrastructure

Investment Report April 2006 – March 2010

July 2011

Prepared by: Community Infrastructure Branch/Regional Operations

A vertical decorative graphic on the right side of the page, featuring overlapping, semi-transparent blue and white curved shapes that create a sense of movement and depth.

Canada 

Introduction.....	3
Background.....	3
Investments in Water and Wastewater Infrastructure.....	4
Highlights - Success since 2006 .....	6
Considerations.....	7
Looking Forward .....	9
ANNEX A.....	1
Atlantic First Nations Water and Wastewater Investments (April 1, 2006 - March 31, 2010) .....	1
Quebec First Nations Water and Wastewater Investments (April 1, 2006 - March 31, 2010) .....	3
Ontario First Nations Water and Wastewater Investments (April 1, 2006 - March 31, 2010) .....	5
Manitoba First Nations Water and Wastewater Investments (April 1, 2006 - March 31, 2010) .....	10
Saskatchewan First Nations Water and Wastewater Investments (April 1, 2006 – March 31, 2010).....	13
Alberta First Nations Water and Wastewater Investments (April 1, 2006 – March 31, 2010) .....	16
British Columbia First Nations Water and Wastewater Investments (April 1, 2006 – March 31, 2010).....	18
Yukon First Nations Water and Wastewater Investments (April 1, 2006 - March 31, 2010) .....	24
ANNEX B.....	1
Water and Wastewater Projects Above \$1.5 million Completed 2006-2007 to 2009-2010.....	1

## Introduction

The Government of Canada is committed to helping First Nations in the provision of safe, clean, and reliable drinking water. To achieve this goal, Aboriginal Affairs and Northern Development Canada (AANDC) provides funding and advice to First Nations to assist them in the design, construction, operation and maintenance of water and wastewater systems. The department also provides funding for the training and certification of water system operators.

Since 2006, the Government of Canada has implemented a comprehensive strategy to mitigate the risks related to water quality in First Nation communities. This long-term strategy is being delivered through investments in infrastructure; enforceable standards and protocols; and capacity and training.

This document provides an overview of roles and responsibilities with respect to water and wastewater on reserves in Canada. It also details investments that have been made in water and wastewater infrastructure (including operations and maintenance) since 2006, and highlights progress that has been made over that same period. After dealing with health and safety and capacity considerations, the document looks ahead to key pieces such as the independent National Assessment of First Nation Water and Wastewater Systems. Throughout, the document highlights a number of communities in which AANDC's investments in water and wastewater infrastructure have made a real difference.

## Background

Through the Drinking Water Safety Program, Health Canada works in partnership with more than 600 First Nations communities south of 60° in Canada to ensure drinking water is monitored as per the *Guidelines for Canadian Drinking Water Quality*. The prime objective of the joint AANDC-Health Canada First Nations Water and Wastewater Action Plan (FNWWAP) is to support First Nations communities on reserve in bringing

### **Community Success Story: Kingfisher Lake water treatment plant**

Kingfisher, with a registered population of 461 people, 429 on reserve, is situated about 500 kilometres north of Thunder Bay, Ontario. Its water problems date back to 2004 when a drinking water advisory was put in place because of equipment malfunction resulting in inadequate chlorination. In 2006 it was one of 21 priority communities identified as having both a high-risk drinking water system and a drinking water advisory in place.

The problem has since been addressed through a \$9 million investment which went towards the commissioning of an upgraded water treatment plant. The Grand Opening Ceremony of the newly updated water treatment plant was held on September 9, 2009. The upgrades to the water treatment plant have resulted in consistent acceptable treated water quality results.

their drinking water and wastewater services to a level and quality of service comparable to those enjoyed by other Canadians living in communities of similar size and location. Environment Canada provides advice and guidance on source water protection and sustainable water use.

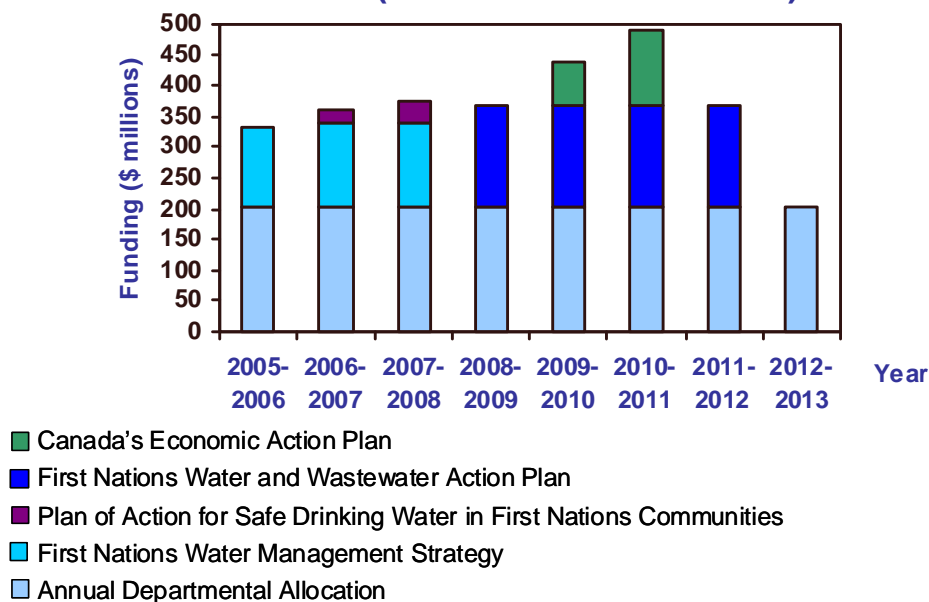
As owners, First Nations are responsible for the daily operation and management of their systems, which includes the design, construction, operation, maintenance, and monitoring of their

water systems. They receive funding from AANDC and have some discretion with respect to how that funding is allocated. First Nation authorities also issue Drinking Water Advisories in First Nation communities, usually on the recommendation of Health Canada, or on their own initiative in emergency situations.

## Investments in Water and Wastewater Infrastructure

Between 2006-07 and 2012-13, the Government of Canada will have spent approximately \$2.5 billion to support First Nation communities improve water and wastewater systems (planned spending as announced).

### Government of Canada Planned Funding for Water and Wastewater Treatment by Initiative (2005-2006 to 2012-2013)



This includes approximately \$1.25 billion in water and wastewater infrastructure funding AANDC transferred to First Nations and First Nation organizations, between April 1, 2006 and March 31, 2010 (detailed in Annex A). These investments were made through AANDC's Capital Facilities and Maintenance Program, First Nations Water and Wastewater Action Plan, and Canada's Economic Action Plan. In December 2010 AANDC funded 750 water systems and 456 wastewater systems on reserve. The department also supports several agreements to purchase water and wastewater services from neighbouring jurisdictions. Self-governing First Nations own and operate additional water and wastewater systems. The National Assessment of First Nation Water and Wastewater Systems assessed 807 water systems and 532 wastewater systems, including privately funded systems and those providing services from off-reserve.

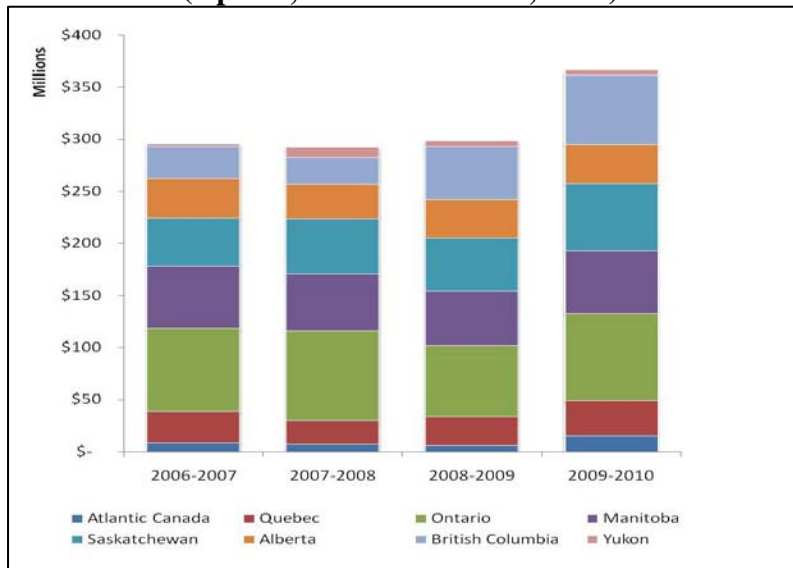
The \$1.25 billion total included approximately \$820 million in capital expenditures, covering activities such as development of new water and wastewater systems, upgrades of existing systems, system repairs, feasibility studies, and related activities. This capital expenditure funded the completion of 130 major projects that cost over \$1.5 million each (Annex B). This does not include projects that were still underway at the end of March 2010.

Major water and wastewater projects can include feasibility studies, design, construction and commissioning, and may be completed over the course of several years. The projects completed between 2006-07 and 2009-10 include construction of new water and

wastewater treatments facilities, construction of storage facilities, expansions to existing systems, and distribution systems, including the servicing of lots for new home construction. For more detail please see Annex B.

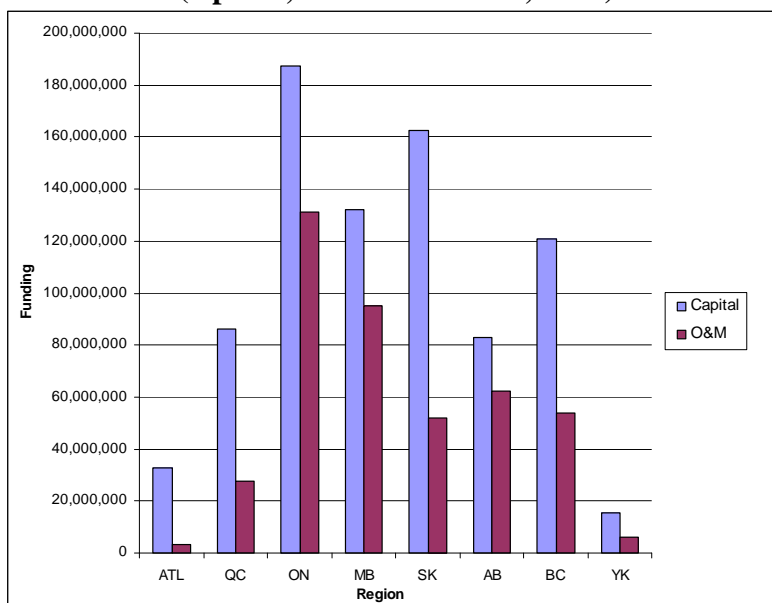
Investments also included approximately \$431 million contributed towards the costs of the operation and maintenance of water and wastewater facilities. The chart below shows a region-by-region breakdown. For more detail please see Annex A.

**AANDC Investments in First Nation Water and Wastewater Infrastructure  
(April 1, 2006 - March 31, 2010)**

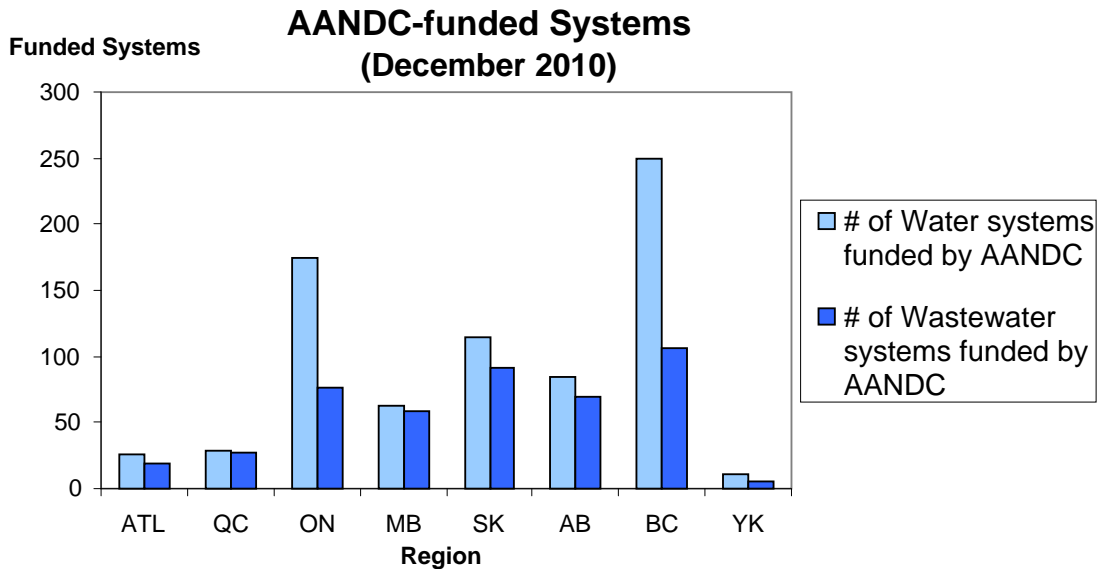


The following chart highlights the significant capital investments made in water and wastewater systems on-reserve, and the related operations & maintenance funding.

**Drinking Water and Wastewater System Funding to First Nations  
(April 1, 2006 - March 31, 2010)**



As of December 2010, these investments supported the construction, operation and maintenance of 750 water systems and 456 wastewater systems on reserve. The distribution of these systems across the country is shown in the chart below.



The chart does not include water and wastewater system funding for self-governing First Nations, nor does it include cases in which a First Nation has a water and/or wastewater service agreement with a neighbouring municipality.

### Highlights - Success since 2006

Since 2006, a number of successes have been achieved:

- The number of water treatment system operators who had achieved the first level of certification or greater increased from 35% of all operators (392 operators) in November 2006 to 60% of all operators (683 operators) as of March 2010.
- The Circuit Rider Training Program (CRTP) is an important vehicle by which First Nation operators receive ongoing, on-site training and mentoring on how to operate their drinking water and wastewater systems. AANDC has increased funding from approximately \$5 million per year to approximately \$10 million per year to hire more Circuit Rider Trainers (CRTs) to ensure CRTP services are available to all First Nation communities. In 2009, 11 additional CRTs were hired, bringing the total number of CRTs to 65.

#### Making a Difference: Regional Examples

- **Atlantic region:** Construction of a \$2.7 million new well and water storage reservoir for Wagmatcook First Nation, including the installation of water lines.
- **Quebec region:** \$8.8 million upgrade to the drinking water treatment facilities in Unamen Shipu (La Romaine), including the expansion of the drinking water treatment facilities and the installation of a new treatment system.
- **Manitoba region:** Fisher River First Nation water and sewer project, completed at a cost of \$15 million and consisting of a new water treatment plant, new lagoon, water distribution and sewage collection piping, as well as multiple trucks.
- **Saskatchewan region:** \$4.2 million expansion of the Piapot Cree First Nation water treatment plant including the building of a new well, increased building and reservoir size and development of new treatment equipment including reverse osmosis.
- **B.C. region:** \$1.4 million investment in the construction of ultraviolet and chlorine disinfection system in the Iskut First Nation, enhancing the overall drinking water system in the community.
- **Yukon region:** \$2.4 million construction of a water treatment system in Taku River Tlingit First Nation.

## Considerations

### Health and Safety

Provincial regulations related to water do not apply on reserve land. Standards for drinking water and wastewater systems in First Nation communities are set through protocols which are only enforceable through funding agreements between AANDC and First Nations. Unlike regulations, the protocols are not legally enforceable; legislation would be required in order to create a legal basis for compliance and enforcement. The department has established three protocols which set out standards for design, construction, operation, maintenance, and monitoring of water and wastewater systems on reserve:

- [Protocol for Centralised Drinking Water Systems in First Nations Communities](#);
- [Protocol for Centralised Wastewater Systems in First Nations Communities](#); and
- [Protocol for Decentralised Water and Wastewater Systems in First Nations Communities](#).

To ensure that on-reserve residents enjoy comparable standards of health and safety as neighbouring off-reserve residents, the department's protocols indicate that if a local provincial standard or regulation is more stringent than the requirement of the protocols, that the more stringent provincial requirements must be met.

Health Canada's *Procedure Manual for Safe Drinking Water in First Nations Communities South of 60<sup>o</sup>*<sup>1</sup> assists First Nations in the operational steps to meet the [Guidelines for Canadian Drinking Water Quality](#) which set out the requirements for water safety.

#### **Community Success Story: Dene Tha' Water System**

Dene Tha' has a registered population of 2,493 people with 1,799 on reserve. It is located 812 kilometres northwest of Edmonton, Alberta and has three primary reserves that are occupied by community members. Water problems in the community of Chateh were identified in 2005 when drinking water advisories were put in place because of unacceptable turbidity or particle counts. AANDC evaluated the community water systems and determined that upgrades were required to the Chateh Water Treatment Plant and that operators needed training and certification. In 2006 Dene Tha' was one of 21 priority communities identified as having both a high-risk drinking water system and a drinking water advisory in place.

\$6 million has been invested under Canada's Economic Action Plan towards the construction of a new water system for Chateh which will replace the existing water treatment plant. Construction was completed on a new raw water reservoir and the water intake pipe was also replaced. Repairs were also completed on the existing water plant, fire pump and water main to optimize the existing plant. All remaining work was completed by March 2011.

Annual inspections of water systems, to evaluate asset condition and system risk have been a requirement of the *Protocol for Centralised Drinking Water Systems in First Nations Communities* since it was first introduced in 2006. System risk scores are an overall system management risk, and not a measure of current water quality or safety. It is the risk that, in the event of a problem, the system would fail to produce safe water. A high risk system is usually still producing safe water. Risk is assessed for 5 aspects of a water or wastewater system; these categories are:

- water source (drinking water) / effluent receiver<sup>2</sup> (wastewater);
- system design;
- system operation and maintenance;
- operator training and certification; and
- record keeping and reporting.

<sup>1</sup> Available from First Nation and Inuit Health Branch regional offices.

<sup>2</sup> Wastewater system risk assesses the ability of the "effluent receiver" to cope with untreated sewage.

Design risk is the only factor directly influenced by the large capital cost of building a treatment system. Operation and maintenance (O&M), operator qualification, and record keeping account for 60% of the risk measured through this approach. This highlights that although design and construction are an important cost, once a system is built, ensuring that it continues to produce safe water for a community is dependent on the people operating the system.

The level of implementation of the requirement for annual inspections has varied since the *Protocol for Centralised Drinking Water Systems in First Nations Communities* was introduced in 2006. AANDC is moving to address the issue, as well as supporting communities in meeting new requirements under the *Protocol for Centralised Wastewater Systems in First Nations Communities*.

### Capacity

To support management capacity, the department provides First Nations with ongoing Operations and Maintenance (O&M) funding for the systems First Nations built with department funding. “Operations” encompasses the performance of work or services and the provision of materials and energy to ensure the day-to-day proper functioning of an asset (e.g., the work activities and associated chemicals and fuel to run a water treatment plant). “Maintenance” encompasses the work performed on an asset such as a water treatment plant to preserve it as near to its original or renovated condition as is practical.

Given the importance of operating and maintaining systems, and of training the people who perform this operation and maintenance, the department provides funding to First Nations and First Nation technical organizations to support the Circuit Rider Training Program (CRTP), which is an important vehicle by which First Nation operators receive ongoing, on-site training and mentoring on how to operate their drinking water and wastewater systems. This program provides qualified experts who rotate through a circuit of First Nation communities, providing hands-on training for the operators on their own systems. Circuit Rider Trainers also help the First Nations with minor troubles and issues related to the operation and maintenance of their systems.

#### **Community Success Story: Water Treatment Operators in Moricetown, BC**



Floyd Naziel at the water treatment plant

For the water treatment operators in Moricetown, a small First Nation community in northwestern British Columbia, ensuring good water quality is a full-time job. It's a weighty responsibility and one that an upgraded water treatment plant has made that much easier to manage.

Six years ago, Moricetown was under a boil-water advisory. The water treatment plant at the time didn't have the capacity to supply the entire community with drinking water and couldn't reliably remove harmful bacteria. The community did frequent water quality tests, but these had to be shipped to nearby Prince Rupert for analysis and it took weeks to get the results. The Moricetown Band recognized the need for action, but they weren't quite sure what form it should take.

A consultant suggested they upgrade the rapid-filtration treatment method to a slow sand system. They followed that advice and haven't looked back since. The Moricetown slow sand treatment plant is the first to be built on-reserve, but it likely won't be the last.

Water treatment operators Floyd Naziel and Clayton Michell monitor the plant on-site and remotely 24 hours a day, seven days a week, to ensure the water meets the standards outlined in the *Guidelines for Canadian Drinking Water Quality*. The Circuit Rider Training Program, provided through Indian and Northern Affairs Canada, offers newer operators ongoing training and mentorship by highly experienced and certified operators. Circuit Riders work directly with operators through on-site visits, providing advice on how to streamline and properly maintain their operations. “I know if I have any questions or if we have problems, I can call our Circuit Rider,” said Michell.

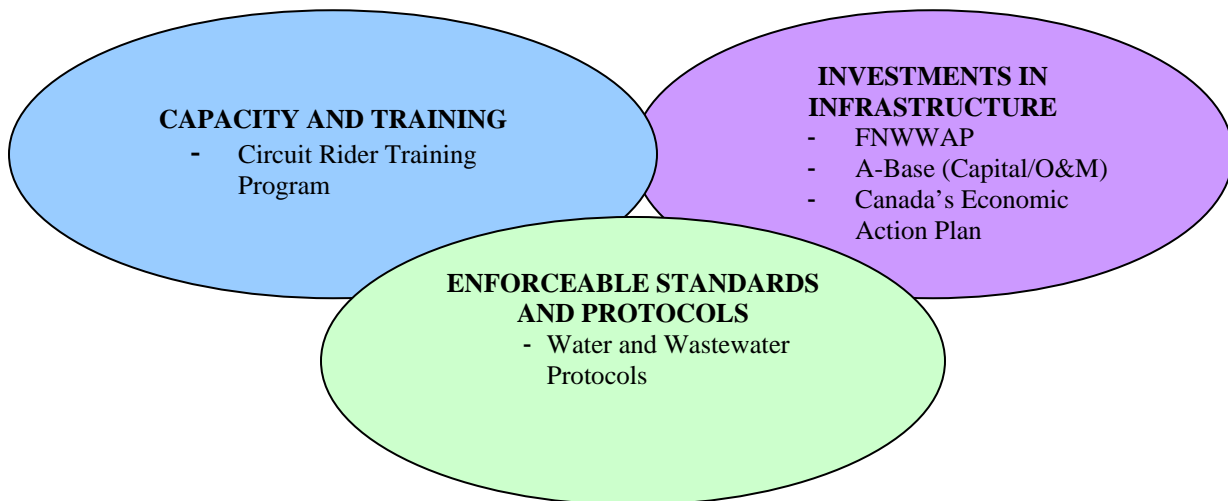


The CRTP, which costs approximately \$10 million per year, provides one-on-one training by qualified trainers to First Nation operators to operate and maintain drinking water and wastewater systems in their communities. Operators learn how to operate, service, and maintain the drinking water and wastewater systems in their communities, rather than an unfamiliar system in a far-off training centre. The department has increased funding to hire more Circuit Rider Trainers (CRTs) to ensure CRTP services are available to all First Nation communities. In 2009, 11 additional CRTs were hired, bringing the total number to 65. Moreover, the number of water treatment system operators who had achieved the first level of certification or greater increased from 35% of all operators (392 operators) in November 2006 to 60% of all operators (683 operators) as of March 2010.

### **Looking Forward**

In the summer of 2009, the Government of Canada initiated the National Assessment of First Nation Water and Wastewater Systems in order to conduct a detailed assessment of existing public and private water and wastewater facilities operating in First Nation communities across the country. It will support the development of strategies to address the current and future water and wastewater needs of First Nations.

This will contribute towards the existing comprehensive strategy to mitigate the risks related to water quality in First Nations communities, based on investments in infrastructure; enforceable standards and protocols; and capacity and training.



**ANNEX A**

**Atlantic First Nations Water and Wastewater Investments (April 1, 2006 - March 31, 2010)<sup>1</sup>**

<b>First Nation / Tribal Council<sup>2</sup></b>	<b>Total Capital<sup>3</sup></b>	<b>Total O&amp;M<sup>4</sup></b>	<b>Total Investments</b>
Abegweit Band	\$ 605,660	\$ 36,500	\$ 642,160
Acadia Band Council	\$ 115,000	\$ -	\$ 115,000
Annapolis Valley Band Council	\$ 64,800	\$ 39,400	\$ 104,200
Atlantic Policy Congress <sup>5</sup>	\$ 285,315	\$ 863,857	\$ 1,149,172
Bear River Band Council	\$ 50,000	\$ -	\$ 50,000
Buctouche Band Council	\$ -	\$ 26,900	\$ 26,900
Burnt Church Band Council	\$ 444,200	\$ 34,700	\$ 478,900
Chapel Island First Nation	\$ 1,761,518	\$ 37,700	\$ 1,799,218
City of Fredericton <sup>6</sup>	\$ 174,000	\$ -	\$ 174,000
Confederation of Mainland Micmacs	\$ 122,639	\$ 87,355	\$ 209,994
Eel Ground Band Council	\$ 1,571,000	\$ 19,000	\$ 1,590,000
Eel River Bar First Nation	\$ 230,000	\$ -	\$ 230,000
Elsipogtog First Nation	\$ 154,000	\$ 29,000	\$ 183,000
Eskasoni Band Council	\$ 794,520	\$ 61,200	\$ 855,720
Fort Folly Band Council	\$ 101,175	\$ -	\$ 101,175
Indian Island Band Council	\$ 70,000	\$ -	\$ 70,000
Kingsclear Band Council	\$ 138,950	\$ 125,903	\$ 264,853
Kwilmuk Maw-Klusuaqn Negotiation Office <sup>6</sup>	\$ -	\$ 68,700	\$ 68,700
Lennox Island Band	\$ 4,780,138	\$ 76,530	\$ 4,856,668
Metepenagiag Mi'kmaq Nation	\$ 323,755	\$ 34,100	\$ 357,855
Miawpukek Band	\$ 1,523,230	\$ 115,212	\$ 1,638,442
Millbrook Band Council	\$ 43,200	\$ -	\$ 43,200
Mushuau Innu Council	\$ 5,580,575	\$ 909,383	\$ 6,489,958
North Shore Micmac District Council Inc.	\$ 4,000	\$ 65,839	\$ 69,839
Oromocto Band Council	\$ 25,000	\$ -	\$ 25,000
Pabineau Band Council	\$ 1,714,288	\$ 208,474	\$ 1,922,762
Paq'tnkek First Nation	\$ 956,300	\$ 24,000	\$ 980,300
Pictou Landing Band Council	\$ 298,900	\$ 25,000	\$ 323,900
Saint Mary's Band Council	\$ 155,000	\$ -	\$ 155,000
Sheshatshiu Innu Council	\$ 3,621,784	\$ 17,200	\$ 3,638,984
Shubenacadie Band Council	\$ 82,000	\$ 22,700	\$ 104,700

Tobique Band Council	\$ 709,825	\$ 253,891	\$ 963,716
Wagmatcook Band Council	\$ 4,412,080	\$ 143,665	\$ 4,555,745
Waycobah First Nation	\$ 680,000	\$ 37,500	\$ 717,500
Woodstock Band Council	\$ 1,025,500	\$ 33,800	\$ 1,059,300

1. Breakdown of funding by fiscal year is available on request.
2. Source of data is AANDC's internal financial reporting database. In some instances, "First Nation" in this chart may refer to a community where water and wastewater services are being delivered by a Tribal Council or Municipality that provides water and/or sewer services or direct support to a First Nation community or communities. First Nations may also have benefited from additional indirect investments where the department has worked with a third party, such as a province or municipality, to construct a facility that provides services to both a First Nation and a neighbouring municipality.
3. "Capital Expenditures" include both Major and Minor Capital. This includes funding for a wide variety of items including : new water plants or wastewater treatment plants being constructed; feasibility studies for future projects; design work for future projects; repairs and expansions of water and wastewater systems; installing new pipes or pumping stations; service hookups for new housing developments; running a cleaning and disinfection project on existing pipes; replacing valves on fire hydrants; buying water or septic trucks; making loan payments for water trucks; etc.)
4. "Operations and Maintenance" (O&M) funding is provided to support First Nations in maintaining and operating systems that received AANDC support to construct. First Nations could use this funding for activities such as salaries for plant operators; salaries for water and septic truck drivers; employee benefits; chemical supplies; hardware; uniforms; equipment; laboratory testing of samples; freight and delivery of supplies; minor repairs to water or wastewater treatment systems; insurance; telephone; travel; training and development; utilities (e.g. electricity, waste collection); fuel for vehicles (e.g. water or septic trucks); and miscellaneous expenses.
5. First Nation gas meters, engagement sessions, Circuit Rider Training. Municipal agreements with First Nations for water and wastewater services.
6. Engagement sessions and impact analysis on water legislation

**Quebec First Nations Water and Wastewater Investments (April 1, 2006 - March 31, 2010)<sup>1</sup>**

<b>First Nation / Tribal Council<sup>2</sup></b>	<b>Total Capital<sup>3</sup></b>	<b>Total O&amp;M<sup>4</sup></b>	<b>Total Investments</b>
Algonguin Anishinabeg Nation Tribal Council	\$ -	\$ 103,453	\$ 103,453
Algonquins of Barriere Lake	\$ 88,720	\$ 326,044	\$ 414,764
Atikamekw de Manawan	\$ 1,916,476	\$ 845,651	\$ 2,762,127
Atikamekw Sipi - Conseil de la Nation Atikamekw	\$ 146,040	\$ 193,853	\$ 339,893
Bande de la Nation innue Matimekush-Lac John	\$ 711,353	\$ 594,797	\$ 1,306,150
Bande des Atikamekw d'opitciwan	\$ 1,353,031	\$ 826,346	\$ 2,179,377
Bande des Innus d'Ekuanitshit	\$ 1,108,000	\$ 588,254	\$ 1,696,254
Bande des Innus de Pessamit	\$ 1,667,093	\$ 1,199,596	\$ 2,866,689
Bande des Montagnais de Natashquan	\$ 1,948,475	\$ 551,207	\$ 2,499,682
Bande des Montagnais de Pakua Shipi	\$ 5,467,225	\$ 744,819	\$ 6,212,044
Bande innue Essipit	\$ 75,000	\$ 77,048	\$ 152,048
Commission de développement économique des Premières Nations du Québec et du Labrador <sup>5</sup>	\$ -	\$ 70,000	\$ 70,000
Communauté Anicinape de Kitcisakik	\$ 200,000	\$ 262,722	\$ 462,722
Conseil de la Première nation Abitibiwinni	\$ 3,182,591	\$ 544,116	\$ 3,726,707
Conseil des Atikamekw de Wemotaci	\$ 7,122,971	\$ 925,764	\$ 8,048,735
Conseil des Montagnais du Lac St-Jean	\$ 1,822,544	\$ 1,364,424	\$ 3,186,968
Conseil tribal Mamuitun	\$ -	\$ 1,765,274	\$ 1,765,274
Cree Nation of Chisasibi	\$ 225,000	\$ -	\$ 225,000
Cree Nation of Mistissini	\$ 900,000	\$ -	\$ 900,000
Cree Regional Authority	\$ 10,322,700	\$ 574,200	\$ 10,896,900
Eagle Village First Nation - Kipawa	\$ 5,600,631	\$ 421,745	\$ 6,022,376
Kitigan Zibi Anishinabeg	\$ 2,821,812	\$ 949,661	\$ 3,771,473
La Nation Anishinabe du Lac Simon	\$ 2,181,565	\$ 614,715	\$ 2,796,280
Listuguj Mi'gmaq Government	\$ 1,480,340	\$ 774,061	\$ 2,254,401
Long Point First Nation	\$ 293,300	\$ 545,192	\$ 838,492
Micmacs of Gesgapegiag	\$ 266,000	\$ 481,999	\$ 747,999
Mohawks of Kahnawa:Ke	\$ 16,317,323	\$ 3,452,633	\$ 19,769,956
Mohawks of Kanesatake	\$ 1,021,500	\$ 247,188	\$ 1,268,688
Montagnais de Unamen Shipu	\$ 12,098,194	\$ 980,668	\$ 13,078,862
Naskapi Nation of Kawawachikamach	\$ 655,700	\$ -	\$ 655,700
Nation huronne wendat	\$ 170,695	\$ 530,425	\$ 701,120

Nnu Takuaiakan Uashat Mak Mani-Utenam	\$ 2,099,107	\$ 985,305	\$ 3,084,412
Odanak	\$ 1,378,034	\$ 407,816	\$ 1,785,850
Première nation des Abenakis de Wolinak	\$ 78,345	\$ 253,606	\$ 331,951
Regroupement Mमित Innuat Inc. <sup>6</sup>	\$ 587,700	\$ 4,888,971	\$ 5,476,671
Secrétariat de l'Assemblée des Premières Nations du Québec et du Labrador <sup>7</sup>	\$ 25,500	\$ -	\$ 25,500
The Crees of The Waskaganish First Nation	\$ 300,000	\$ -	\$ 300,000
Timiskaming Band Council	\$ 425,291	\$ 597,951	\$ 1,023,242
Waswanipi	\$ -	\$ -	\$ -
Whapmagoostui First Nation	\$ -	\$ -	\$ -

1. Breakdown of funding by fiscal year is available on request.
2. Source of data is AANDC's internal financial reporting database. In some instances, "First Nation" in this chart may refer to a community where water and wastewater services are being delivered by a Tribal Council or Municipality that provides water and/or sewer services or direct support to a First Nation community or communities. First Nations may also have benefited from additional indirect investments where the department has worked with a third party, such as a province or municipality, to construct a facility that provides services to both a First Nation and a neighbouring municipality.
3. "Capital Expenditures" include both Major and Minor Capital. This includes funding for a wide variety of items including : new water plants or wastewater treatment plants being constructed; feasibility studies for future projects; design work for future projects; repairs and expansions of water and wastewater systems; installing new pipes or pumping stations; service hookups for new housing developments; running a cleaning and disinfection project on existing pipes; replacing valves on fire hydrants; buying water or septic trucks; making loan payments for water trucks; etc.
4. "Operations and Maintenance" (O&M) funding is provided to support First Nations in maintaining and operating systems that received AANDC support to construct. First Nations could use this funding for activities such as salaries for plant operators; salaries for water and septic truck drivers; employee benefits; chemical supplies; hardware; uniforms; equipment; laboratory testing of samples; freight and delivery of supplies; minor repairs to water or wastewater treatment systems; insurance; telephone; travel; training and development; utilities (e.g. electricity, waste collection); fuel for vehicles (e.g. water or septic trucks); and miscellaneous expenses.
5. Water and wastewater operator training.
6. Tribal Council (Ekuanitshit, Unamen Shipu and Pakua Shipu).
7. Impact analysis of proposed water legislation.

**Ontario First Nations Water and Wastewater Investments (April 1, 2006 - March 31, 2010)<sup>1</sup>**

First Nation / Tribal Council <sup>2</sup>	Total Capital <sup>3</sup>	Total O&M <sup>4</sup>	Total Investments
Aamjiwnaang First Nation	\$ 3,065	\$ 203,050	\$ 206,115
Albany Band	\$ 4,050,344	\$ 1,288,297	\$ 5,338,641
Alderville First Nation	\$ -	\$ 115,687	\$ 115,687
Algonquins of Pikwakanagan	\$ 61,000	\$ 137,900	\$ 198,900
Anishinaabeg of Kabapikotawangag	\$ 658,400	\$ 767,532	\$ 1,425,932
Anishinabe of Wauzhushk Onigum Band	\$ 534,794	\$ 1,142,861	\$ 1,677,655
Anishnaabeg of Naongashiing	\$ 91,195	\$ 616,103	\$ 707,298
Aroland First Nation	\$ 1,455,292	\$ 338,423	\$ 1,793,715
Attawapiskat Band	\$ 6,379,196	\$ 1,646,379	\$ 8,025,575
Aundeck-Omni-Kaning	\$ 621,198	\$ 318,811	\$ 940,009
Batchewana First Nation	\$ -	\$ 162,625	\$ 162,625
Bearskin Lake Band	\$ 2,876,477	\$ 3,106,565	\$ 5,983,042
Beausoleil Band	\$ 149,377	\$ 644,729	\$ 794,106
Big Grassy Band	\$ 38,865	\$ 422,490	\$ 461,355
Biinjitiwaabik Zaaging Anishinaab	\$ 5,022,195	\$ 850,011	\$ 5,872,206
Bimose Tribal Council	\$ -	\$ 233,254	\$ 233,254
Brunswick House Band	\$ 82,074	\$ 280,908	\$ 362,982
Cat Lake Band	\$ 336,196	\$ 1,032,545	\$ 1,368,741
Chapleau Cree First Nation	\$ 144,414	\$ 281,299	\$ 425,713
Chapleau Ojibway Band	\$ 238,149	\$ 161,335	\$ 399,484
Chiefs of Ontario <sup>5</sup>	\$ -	\$ 22,000	\$ 22,000
Chippewas of Kettle & Stony Point	\$ 1,573,609	\$ 1,036,576	\$ 2,610,185
Chippewas of Nawash First Nation	\$ 1,320,505	\$ 772,276	\$ 2,092,781
Chippewas of Rama First Nation	\$ 204,725	\$ 1,363,378	\$ 1,568,103
Chippewas of The Thames First Nation	\$ 2,842,897	\$ 1,184,886	\$ 4,027,783
Constance Lake Band	\$ 363,449	\$ 805,338	\$ 1,168,787
Couchiching First Nation Band	\$ 526,228	\$ 1,680,557	\$ 2,206,785
Curve Lake Band	\$ 593,968	\$ 254,865	\$ 848,833
Deer Lake Band	\$ 198,670	\$ 3,898,775	\$ 4,097,445
Dokis Band	\$ 1,115,840	\$ 805,757	\$ 1,921,597
Eabametoong First Nation Indian Band	\$ 261,805	\$ 1,329,819	\$ 1,591,624
Eagle Lake Band	\$ 118,246	\$ 480,539	\$ 598,785
Fort Severn Band	\$ 291,506	\$ 1,992,479	\$ 2,283,985
Fort William First Nation	\$ 136,858	\$ 272,392	\$ 409,250

## ANNEX A

Garden River First Nation	\$ 178,560	\$ 388,309	\$ 566,869
Georgina Island First Nation	\$ 131,795	\$ 544,245	\$ 676,040
Ginoogaming First Nation	\$ 541,635	\$ 463,422	\$ 1,005,057
Grassy Narrows First Nation Band	\$ 337,380	\$ 879,444	\$ 1,216,824
Gull Bay Band	\$ 1,615,606	\$ 651,357	\$ 2,266,963
Henvey Inlet Band	\$ 5,337,465	\$ 402,889	\$ 5,740,354
Hiawatha First Nation	\$ 411,296	\$ 39,764	\$ 451,060
Independent First Nations Alliance <sup>6</sup>	\$ -	\$ 278,325	\$ 278,325
Iskatewizaagegan No 39 Independent First Nation Band	\$ 1,480,385	\$ 870,006	\$ 2,350,391
Kasabonika Lake Band	\$ 1,576,161	\$ 2,242,963	\$ 3,819,124
Kashechewan Band	\$ 3,242,210	\$ 5,965,877	\$ 9,208,087
Keewaytinook Okimakanak Tribal Council	\$ 429,660	\$ 2,704,417	\$ 3,134,077
Kee-Way-Win Band	\$ 8,877,635	\$ 936,803	\$ 9,814,438
Kingfisher Band	\$ 7,995,986	\$ 1,844,176	\$ 9,840,162
Kitchenuhmaykoosib Inninuwug	\$ 307,007	\$ 4,382,378	\$ 4,689,385
Lac La Croix Band	\$ 253,615	\$ 468,156	\$ 721,771
Lac Seul Band	\$ 164,607	\$ 761,609	\$ 926,216
Long Lake No 58 Band	\$ 890,489	\$ 741,121	\$ 1,631,610
Magnetawan Band	\$ 87,699	\$ 636,346	\$ 724,045
Marten Falls Band	\$ 795,439	\$ 1,908,160	\$ 2,703,599
Matachewan Band	\$ 115,000	\$ 268,327	\$ 383,327
Matawa & First Nations Management Tribal Council	\$ 219,676	\$ 325,773	\$ 545,449
Mattagami Band	\$ 3,159,690	\$ 236,525	\$ 3,396,215
M'chigeeng First Nation	\$ 281,882	\$ 1,118,073	\$ 1,399,955
Michipicoten Band	\$ 198,839	\$ 294,707	\$ 493,546
Mishkeegogamang Band	\$ 761,078	\$ 1,216,507	\$ 1,977,585
Mississauga Band	\$ 20,291	\$ 254,943	\$ 275,234
Mississaugas of New Credit	\$ 1,850,357	\$ 677,072	\$ 2,527,429
Mississauga's of Scugog Island First Nation	\$ 112,465	\$ 336,697	\$ 449,162
Mohawks Council of Akwesasne	\$ 4,909,316	\$ 3,352,610	\$ 8,261,926
Mohawks of The Bay of Quinte	\$ 2,599,876	\$ 1,729,929	\$ 4,329,805
Moose Cree First Nation	\$ 1,947,234	\$ 1,258,230	\$ 3,205,464
Moose Deer Point Band	\$ 14,755,890	\$ 487,720	\$ 15,243,610
Moravian of The Thames Band	\$ 276,333	\$ 380,739	\$ 657,072
Munsee-Delaware First Nation	\$ 2,400	\$ -	\$ 2,400

## ANNEX A

Mushkegowuk Tribal Council	\$ -	\$ 125,932	\$ 125,932
Muskrat Dam Lake Band	\$ 3,799,689	\$ 1,445,684	\$ 5,245,373
Naicatchewenin Band	\$ 172,704	\$ 536,058	\$ 708,762
Naotkamegwaning	\$ 575,634	\$ 843,292	\$ 1,418,926
Neskantaga First Nation	\$ 473,806	\$ 1,346,172	\$ 1,819,978
Nibinamik First Nation Band	\$ 765,549	\$ 1,223,321	\$ 1,988,870
Nicickousemenecaning Band	\$ 132,054	\$ 440,173	\$ 572,227
Nipissing First Nation	\$ 15,295,022	\$ 1,096,167	\$ 16,391,189
Nishnawbe-Aski-Nation	\$ -	\$ 242,000	\$ 242,000
Nokiiwin Tribal Council	\$ -	\$ 30,000	\$ 30,000
Northern Nishnawbe Education Council	\$ 288,643	\$ 566,347	\$ 854,990
North Caribou Lake Band	\$ 263,627	\$ 2,417,728	\$ 2,681,355
North Shore Tribal Council	\$ -	\$ 193,000	\$ 193,000
North Spirit Lake Band	\$ 336,499	\$ 1,989,020	\$ 2,325,519
Northern Waterworks Inc. <sup>7</sup>	\$ 280,966	\$ 1,054,950	\$ 1,335,916
Northwest Angle No 33 Band	\$ 2,627,171	\$ 903,593	\$ 3,530,764
Northwest Angle No 37 Band	\$ 242,479	\$ 642,291	\$ 884,770
Obashkaandagaang	\$ 74,464	\$ 203,279	\$ 277,743
Ochiichagwe'babigo'ining First Nation Band	\$ 1,618,817	\$ 568,233	\$ 2,187,050
Ogemawahj Tribal Council	\$ -	\$ 982,056	\$ 982,056
Ojibway Nation of Saugeen	\$ -	\$ 5,000	\$ 5,000
Ojibways of Onigaming First Nation	\$ 721,015	\$ 199,615	\$ 920,630
Ojibways Pic River First Nation Band	\$ 211,191	\$ 345,348	\$ 556,539
Oneida Nation of The Thames	\$ 202,004	\$ 779,380	\$ 981,384
Ontario First Nations Technical Services	\$ 1,116,920	\$ 3,045,694	\$ 4,162,614
Ontario Clean Water Agency <sup>8</sup>	\$ 315,310	\$ 982,696	\$ 1,298,006
Pays Plat Band	\$ 45,435	\$ 255,885	\$ 301,320
Pic Moberg Band	\$ 176,371	\$ 925,965	\$ 1,102,336
Pikangikum Band	\$ 1,572,265	\$ 2,426,731	\$ 3,998,996
Poplar Hill Band	\$ 215,655	\$ 2,444,051	\$ 2,659,706
Pwi-Di-Goo-Zing-Ne-Yaa-Zhing Advisory Services <sup>9</sup>	\$ 31,335	\$ 229,049	\$ 260,384
Rainy River Band	\$ 243,194	\$ 456,333	\$ 699,527
Red Rock Band	\$ 5,974,902	\$ 303,694	\$ 6,278,596
Sachigo Lake Band	\$ 841,784	\$ 1,739,879	\$ 2,581,663
Sagamok Anishnawbek Band	\$ -	\$ 413,115	\$ 413,115
Sandy Lake Band	\$ 1,796,612	\$ 4,860,608	\$ 6,657,220



## ANNEX A

Saugeen First Nation	\$ 13,847,050	\$ 782,246	\$ 14,629,296
Seine River First Nation	\$ 499,137	\$ 681,379	\$ 1,180,516
Serpent River Band	\$ 2,627,132	\$ 457,672	\$ 3,084,804
Shawanaga First Nation	\$ 418,116	\$ 529,782	\$ 947,898
Sheguiandah Band	\$ 156,853	\$ 390,414	\$ 547,267
Sheshegwaning Band	\$ 247,296	\$ 325,605	\$ 572,901
Shibogama Tribal Council	\$ 5,300	\$ 174,347	\$ 179,647
Shoal Lake No 40 Band	\$ 2,006,662	\$ 612,696	\$ 2,619,358
Six Nations of The Grand River	\$ 5,652,238	\$ 2,059,793	\$ 7,712,031
Slate Falls Nation Band	\$ 100,031	\$ 769,860	\$ 869,891
Southern First Nations Secretariat <sup>10</sup>	\$ -	\$ 75,000	\$ 75,000
Stanjikoming First Nation Band	\$ 61,599	\$ 324,988	\$ 386,587
Taykwa Tagamou Nation	\$ 1,000,695	\$ 367,790	\$ 1,368,485
Temagami First Nation	\$ 89,832	\$ 994,174	\$ 1,084,006
Thessalon Band	\$ 39,292	\$ 158,278	\$ 197,570
United Chiefs & Council of Manitoulin	\$ -	\$ 725,087	\$ 725,087
Waabnoong Bemjiwang Association of First Nation	\$ 3,510	\$ 102,314	\$ 105,824
Wabaseemoong Band	\$ 246,321	\$ 993,667	\$ 1,239,988
Wabauskang First Nation	\$ 83,932	\$ 455,963	\$ 539,895
Wabigoon Lake Ojibway Nation	\$ 112,637	\$ 513,525	\$ 626,162
Wabun Tribal Council	\$ 315,360	\$ 706,131	\$ 1,021,491
Wahgoshig Band	\$ 28,083	\$ 215,338	\$ 243,421
Wahnapiatae Band	\$ -	\$ 34,016	\$ 34,016
Wahta Mohawk Band	\$ -	\$ 73,148	\$ 73,148
Walpole Island Band	\$ 4,747,197	\$ 991,914	\$ 5,739,111
Wapekeka Band	\$ 157,594	\$ 1,527,089	\$ 1,684,683
Wasauksing First Nation	\$ 663,140	\$ 330,851	\$ 993,991
Wawakapewin Band	\$ 177,571	\$ 383,282	\$ 560,853
Webequie	\$ 5,878,406	\$ 1,592,616	\$ 7,471,022
Weenusk Band	\$ 448,187	\$ 1,184,981	\$ 1,633,168
Whitefish Lake Band	\$ 525,000	\$ 333,446	\$ 858,446
Whitefish River Band	\$ 5,085,745	\$ 526,635	\$ 5,612,380
Whitesand Band	\$ 264,467	\$ 71,766	\$ 336,233
Wikwemikong Band	\$ 2,840,631	\$ 2,804,022	\$ 5,644,653
Windigo First Nations Council	\$ 645,000	\$ 2,100,456	\$ 2,745,456
Wunnumin Lake First Nation	\$ -	\$ 1,569,750	\$ 1,569,750

Zhiibaahaasing First Nation	\$ -	\$ 130,630	\$ 130,630
-----------------------------	------	------------	------------

1. Breakdown of funding by fiscal year is available on request.
2. Source of data is AANDC's internal financial reporting database. In some instances, "First Nation" in this chart may refer to a community where water and wastewater services are being delivered by a Tribal Council or Municipality that provides water and/or sewer services or direct support to a First Nation community or communities. First Nations may also have benefited from additional indirect investments where the department has worked with a third party, such as a province or municipality, to construct a facility that provides services to both a First Nation and a neighbouring municipality.
3. "Capital Expenditures" include both Major and Minor Capital. This includes funding for a wide variety of items including : new water plants or wastewater treatment plants being constructed; feasibility studies for future projects; design work for future projects; repairs and expansions of water and wastewater systems; installing new pipes or pumping stations; service hookups for new housing developments; running a cleaning and disinfection project on existing pipes; replacing valves on fire hydrants; buying water or septic trucks; making loan payments for water trucks; etc.)
4. "Operations and Maintenance" (O&M) funding is provided to support First Nations in maintaining and operating systems that received AANDC support to construct. First Nations could use this funding for activities such as salaries for plant operators; salaries for water and septic truck drivers; employee benefits; chemical supplies; hardware; uniforms; equipment; laboratory testing of samples; freight and delivery of supplies; minor repairs to water or wastewater treatment systems; insurance; telephone; travel; training and development; utilities (e.g. electricity, waste collection); fuel for vehicles (e.g. water or septic trucks); and miscellaneous expenses.
5. Impact analysis for the proposed water legislation.
6. Training water and wastewater system operators.
7. Safe water operations and certified oversight of First Nations.
8. Safe water operations and certified oversight of First Nations.
9. Swabbing equipment, program administration and operator training.
10. Training water and wastewater operators.

**Manitoba First Nations Water and Wastewater Investments (April 1, 2006 - March 31, 2010)<sup>1</sup>**

First Nation / Tribal Council <sup>2</sup>	Total Capital <sup>3</sup>	Total O&M <sup>4</sup>	Total Investments
Assembly Of Manitoba Chiefs <sup>5</sup>	\$ -	\$ 22,000	\$ 22,000
Barren Lands Band	\$ 387,678	\$ 1,202,768	\$ 1,590,447
Berens River Band	\$ 1,221,784	\$ 3,268,848	\$ 4,490,632
Birdtail Sioux Band	\$ 173,207	\$ 574,139	\$ 747,346
Bloodvein Band	\$ 254,980	\$ 1,194,504	\$ 1,449,484
Brokenhead Ojibway Nation	\$ 100,316	\$ 625,088	\$ 725,404
Buffalo Point First Nation	\$ -	\$ 101,833	\$ 101,833
Bunibonibee Cree Nation	\$ 1,096,344	\$ 3,785,023	\$ 4,881,367
Canupawakpa Dakota First Nation	\$ 54,116	\$ 164,402	\$ 218,518
Chemawawin First Nation	\$ 84,892	\$ 1,432,738	\$ 1,517,630
Cross Lake First Nation Band	\$ 93,333	\$ 5,261,914	\$ 5,355,247
Dakota Plains Band	\$ 47,118	\$ 448,911	\$ 496,029
Dakota Tipi Band	\$ 4,033	\$ 136,328	\$ 140,361
Dauphin River Band	\$ 28,228	\$ 99,648	\$ 127,876
Ebb And Flow Band	\$ 176,315	\$ 1,084,119	\$ 1,260,434
Fisher River Band	\$ 13,633,805	\$ 734,074	\$ 14,367,879
Fort Alexander First Nation (Sagkeeng)	\$ 3,460,723	\$ 2,715,609	\$ 6,176,332
Fox Lake Band	\$ 936,431	\$ 689,596	\$ 1,626,027
Gamblers Band	\$ -	\$ 90,380	\$ 90,380
Garden Hill First Nation	\$ 26,195,389	\$ 2,996,049	\$ 29,191,438
God's Lake First Nation Band	\$ 1,174,180	\$ 2,591,523	\$ 3,765,703
Grand Rapids Band	\$ 64,876	\$ 495,692	\$ 560,568
Hollow Water First Nation	\$ 336,324	\$ 780,888	\$ 1,117,212
Keeseekoowenin Band	\$ 3,545,309	\$ 1,046,717	\$ 4,592,026
Keewatin Tribal Council Inc.	\$ 1,213,500	\$ 43,483	\$ 1,256,983
Kinonjeoshtegon First Nation	\$ 34,009	\$ 339,394	\$ 373,403
Lake Manitoba Band	\$ 314,607	\$ 181,466	\$ 496,073
Lake St Martin Band	\$ 1,075,803	\$ 2,009,525	\$ 3,085,328
Little Black River Band	\$ 108,430	\$ 601,044	\$ 709,474
Little Grand Rapids Band	\$ 1,044,855	\$ 2,771,694	\$ 3,816,549
Little Saskatchewan Band	\$ 448,711	\$ 303,973	\$ 752,684
Long Plain Band	\$ 204,556	\$ 1,719,488	\$ 1,924,044
Manto Sipi Cree Nation	\$ 417,957	\$ 1,615,516	\$ 2,033,473
Marcel Colomb First Nation	\$ 1,046,068	\$ -	\$ 1,046,068

## ANNEX A

Mathias Colomb Band	\$ 318,139	\$ 1,500,517	\$ 1,818,656
Mosakahiken Cree Nation Band	\$ 15,239,544	\$ 1,277,130	\$ 16,516,674
Nisichawayasihk Cree Nation	\$ 7,016,959	\$ 2,496,033	\$ 9,512,992
Northlands Band	\$ 2,122	\$ 2,953,025	\$ 2,955,147
Norway House Cree Nation	\$ 1,070,900	\$ 7,718,690	\$ 8,789,590
O-Chi-Chak-Ko-Sipi First Nation	\$ 43,754	\$ 346,477	\$ 390,231
Opaskwayak Cree Nation	\$ 2,688,645	\$ 1,367,707	\$ 4,056,352
O-Pipon-Na-Piwin Cree Nation	\$ 97,639	\$ 1,810,947	\$ 1,908,586
Pauingassi Band	\$ 102,038	\$ 1,095,589	\$ 1,197,627
Peguis Band	\$ 47,606	\$ 418,314	\$ 465,920
Pinaymootang First Nation	\$ 7,570,981	\$ 738,074	\$ 8,309,055
Pine Creek Band	\$ 97,721	\$ 1,462,302	\$ 1,560,023
Poplar River First Nation	\$ 217,449	\$ 1,608,857	\$ 1,826,306
Red Sucker Lake Band	\$ 5,375,371	\$ 1,283,039	\$ 6,658,410
Rolling River Band	\$ 4,418,234	\$ 991,347	\$ 5,409,581
Roseau River Anishinabe First Nation	\$ 1,508,639	\$ 1,149,933	\$ 2,658,572
Sandy Bay Band	\$ 166,692	\$ 2,630,700	\$ 2,797,392
Sapotaweyak Cree Nation	\$ 147,723	\$ 1,129,018	\$ 1,276,741
Sayisi Dene First Nation	\$ 565,620	\$ 1,676,112	\$ 2,241,732
Shamattawa First Nation	\$ 12,002,900	\$ 2,368,560	\$ 14,371,460
Sioux Valley Dakota Nation	\$ 6,872,575	\$ 692,810	\$ 7,565,386
Skownan <sup>6</sup>	\$ 1,292,700	\$ -	\$ 1,292,700
Skownan First Nation	\$ 333,578	\$ 869,381	\$ 1,202,959
Southeast Resource Development <sup>7</sup>	\$ 500,000	\$ -	\$ 500,000
St. Theresa Point Band	\$ 307,747	\$ 2,253,818	\$ 2,561,565
Swampy Cree Tribal Council Incorporated	\$ -	\$ 273,300	\$ 273,300
Swan Lake First Nation	\$ 35,519	\$ 881,204	\$ 916,723
Tataskweyak Cree Nation	\$ 1,012,657	\$ 1,804,062	\$ 2,816,719
Tootinaowaziibeeng Treaty Reserve	\$ 146,782	\$ 1,254,090	\$ 1,400,872
War Lake First Nation Band	\$ 1,223,588	\$ 102,538	\$ 1,326,126
Wasagamack Band	\$ 554,758	\$ 1,798,524	\$ 2,353,282
Waywayseecappo Band	\$ 35,202	\$ 1,592,719	\$ 1,627,921
West Region Tribal Council Inc.	\$ 336,140	\$ 4,762,635	\$ 5,098,775
Wuskwi Sipiik First Nation	\$ 169,111	\$ 795,373	\$ 964,484
York Factory First Nation	\$ 1,417,247	\$ 926,847	\$ 2,344,094

1. Breakdown of funding by fiscal year is available on request.
2. Source of data is AANDC's internal financial reporting database. In some instances, "First Nation" in this chart may refer to a community where water and wastewater services are being delivered by a Tribal Council or Municipality that provides water and/or sewer services or direct support to a First Nation community or communities. First Nations may also have benefited from additional indirect investments where the department has worked with a third party, such as a province or municipality, to construct a facility that provides services to both a First Nation and a neighbouring municipality.
3. "Capital Expenditures" include both Major and Minor Capital. This includes funding for a wide variety of items including : new water plants or wastewater treatment plants being constructed; feasibility studies for future projects; design work for future projects; repairs and expansions of water and wastewater systems; installing new pipes or pumping stations; service hookups for new housing developments; running a cleaning and disinfection project on existing pipes; replacing valves on fire hydrants; buying water or septic trucks; making loan payments for water trucks; etc.)
4. "Operations and Maintenance" (O&M) funding is provided to support First Nations in maintaining and operating systems that received AANDC support to construct. First Nations could use this funding for activities such as salaries for plant operators; salaries for water and septic truck drivers; employee benefits; chemical supplies; hardware; uniforms; equipment; laboratory testing of samples; freight and delivery of supplies; minor repairs to water or wastewater treatment systems; insurance; telephone; travel; training and development; utilities (e.g. electricity, waste collection); fuel for vehicles (e.g. water or septic trucks); and miscellaneous expenses.
5. Water program management.
6. Benefits by cost shared project with Manitoba Ministry of Finance.
7. Tribal Council representing 9 First Nations.

**Saskatchewan First Nations Water and Wastewater Investments (April 1, 2006 – March 31, 2010)<sup>1</sup>**

First Nation / Tribal Council <sup>2</sup>	Total Capital <sup>3</sup>	Total O&M <sup>4</sup>	Total Investments
Agency Chiefs Tribal Council	\$ 110,000	\$ 122,615	\$ 232,615
Ahtahkakoop Band	\$ 40,500	\$ 1,439,727	\$ 1,480,227
Beardy's & Okemasis Band	\$ 163,000	\$ 1,182,696	\$ 1,345,696
Big Island Lake Cree Nation	\$ 5,693,750	\$ 608,176	\$ 6,301,926
Big River Band	\$ 2,046,500	\$ 1,989,543	\$ 4,036,043
Birch Narrows First Nation Band	\$ 1,457,200	\$ 387,745	\$ 1,844,945
Black Lake Band	\$ 7,976,283	\$ 1,026,679	\$ 9,002,962
Buffalo River Dene Nation Band	\$ 462,075	\$ 878,150	\$ 1,340,225
Canoe Lake Band	\$ 6,600,350	\$ 888,138	\$ 7,488,488
Carry The Kettle Band	\$ 3,168,250	\$ 540,758	\$ 3,709,008
Clearwater River Dene Band	\$ 2,204,675	\$ 164,025	\$ 2,368,700
Cote First Nation 378	\$ 4,526,059	\$ 661,167	\$ 5,187,226
Cowessess Band	\$ 647,000	\$ 81,000	\$ 728,000
Cumberland House Cree Nation Band	\$ 4,564,450	\$ 409,449	\$ 4,973,899
Day Star Band	\$ 872,050	\$ 496,584	\$ 1,368,634
English River First Nation Band	\$ 392,050	\$ 740,833	\$ 1,132,883
Federation of Saskatchewan Indians Inc. <sup>5</sup>	\$ 22,000	\$ -	\$ 22,000
File Hills Qu'appelle Tribal Council Inc.	\$ 115,000	\$ 292,930	\$ 407,930
First Nations Agricultural Council of Saskatchewan Inc. <sup>6</sup>	\$ 50,000	\$ -	\$ 50,000
Fishing Lake First Nation Band	\$ 5,586,123	\$ 369,010	\$ 5,955,133
Flying Dust First Nation	\$ 4,398,075	\$ 44,691	\$ 4,442,766
Fond du Lac Band	\$ 6,683,750	\$ 1,018,735	\$ 7,702,485
Gordon Band	\$ 2,360,063	\$ 522,110	\$ 2,882,173
Hatchet Lake Band	\$ 1,985,600	\$ 815,376	\$ 2,800,976
Island Lake First Nation Band	\$ 163,825	\$ 581,803	\$ 745,628
James Smith Band	\$ 412,400	\$ 1,093,880	\$ 1,506,280
Kahkewistahaw Band	\$ 3,470,300	\$ 71,288	\$ 3,541,588
Kawacatoose Band	\$ 573,153	\$ 1,054,679	\$ 1,627,832
Keeseekoose Band	\$ 4,258,100	\$ 642,816	\$ 4,900,916
Key First Nation	\$ 307,716	\$ 164,939	\$ 472,655
Kinistin Saulteaux Nation	\$ 18,225	\$ 238,242	\$ 256,467
Lac La Ronge Band	\$ 12,981,757	\$ 664,453	\$ 13,646,210
Little Black Bear Band	\$ -	\$ 444,825	\$ 444,825

## ANNEX A

Little Pine Band	\$ 2,248,000	\$ 653,006	\$ 2,901,006
Lucky Man Band	\$ -	\$ 4,412	\$ 4,412
Makwa Sahgaiehcan First Nation Band	\$ 336,000	\$ 81,402	\$ 417,402
Mistawasis Band	\$ 351,495	\$ 584,955	\$ 936,450
Meadow Lake Tribal Council Program Services Inc.	\$ 1,134,100	\$ 839,940	\$ 1,974,040
Montreal Lake Band	\$ 8,406,150	\$ 1,307,955	\$ 9,714,105
Moosomin Band	\$ 740,500	\$ 334,867	\$ 1,075,367
Mosquito-Grizzly Bear's Head Band	\$ 683,500	\$ 303,169	\$ 986,669
Muscowpetung Band	\$ 186,550	\$ 766,803	\$ 953,353
Muskeg Lake Band	\$ 1,972,300	\$ 136,740	\$ 2,109,040
Muskoday First Nation Band	\$ 351,763	\$ 101,250	\$ 453,013
Muskowekwan Band	\$ 3,473,850	\$ 916,443	\$ 4,390,293
Nekaneet Band	\$ 467,000	\$ 300,850	\$ 767,850
Northwest Professional Services Corp. <sup>7</sup>	\$ 315,000	\$ 806,785	\$ 1,121,785
Ocean Man Band	\$ 789,686	\$ 197,534	\$ 987,220
Ochapowace Band	\$ 140,500	\$ 401,806	\$ 542,306
Okanese Band	\$ -	\$ 33,000	\$ 33,000
One Arrow Band	\$ 3,622,000	\$ 680,510	\$ 4,302,510
Onion Lake Band	\$ 8,697,075	\$ 2,723,751	\$ 11,420,826
Prince Albert Development Corporation Management Company Ltd. <sup>8</sup>	\$ 47,353	\$ 2,102,670	\$ 2,150,023
Pasqua First Nation No 96	\$ 3,920,500	\$ 1,006,480	\$ 4,926,980
Peepeekisis Band	\$ 651,530	\$ 855,407	\$ 1,506,937
Pelican Lake Band	\$ 1,974,050	\$ 945,558	\$ 2,919,608
Peter Ballantyne Cree Nation	\$ 10,894,950	\$ 3,385,982	\$ 14,280,932
Pheasant Rump Nakota Band	\$ 41,250	\$ 278,289	\$ 319,539
Piapot Band	\$ 3,887,536	\$ 855,253	\$ 4,742,789
Poundmaker Band	\$ 1,190,500	\$ 440,363	\$ 1,630,863
Red Earth Band	\$ 6,268,375	\$ 864,168	\$ 7,132,543
Red Pheasant Band	\$ 180,500	\$ 724,766	\$ 905,266
Sakimay Band	\$ 679,900	\$ 54,000	\$ 733,900
Saskatchewan Water Corporation <sup>9</sup>	\$ -	\$ 2,119,944	\$ 2,119,944
Saskatoon Tribal Council	\$ 141,965	\$ 580,015	\$ 721,980
Saulteaux Band	\$ 295,100	\$ 310,217	\$ 605,317
Shoal Lake Cree Nation	\$ 939,600	\$ 279,514	\$ 1,219,114
Standing Buffalo Band	\$ 531,950	\$ 33,381	\$ 565,331
Star Blanket Band	\$ 392,000	\$ 607,708	\$ 999,708

Sturgeon Lake First Nation	\$ 1,331,450	\$ 1,549,206	\$ 2,880,656
Sweetgrass Band	\$ 215,500	\$ 543,723	\$ 759,223
Thunderchild First Nation	\$ 3,947,925	\$ 512,580	\$ 4,460,505
Touchwood Agency Tribal Council Inc.	\$ 75,000	\$ 363,390	\$ 438,390
Wahpeton Dakota Nation	\$ 27,000	\$ 213,919	\$ 240,919
Waterhen Lake Band	\$ 3,672,147	\$ 451,838	\$ 4,123,985
White Bear Band	\$ 71,362	\$ 859,387	\$ 930,749
Whitecap Dakota First Nation Band	\$ 2,496,450	\$ 122,132	\$ 2,618,582
Witchehan Lake Band	\$ 27,000	\$ 236,733	\$ 263,733
Wood Mountain Band	\$ 34,850	\$ 73,237	\$ 108,087
Yellow Quill Band	\$ 512,050	\$ 756,571	\$ 1,268,621
Yorkton Tribal Administration Inc. <sup>10</sup>	\$ -	\$ 144,500	\$ 144,500

1. Breakdown of funding by fiscal year is available on request.
2. Source of data is AANDC's internal financial reporting database. In some instances, "First Nation" in this chart may refer to a community where water and wastewater services are being delivered by a Tribal Council or Municipality that provides water and/or sewer services or direct support to a First Nation community or communities. First Nations may also have benefited from additional indirect investments where the department has worked with a third party, such as a province or municipality, to construct a facility that provides services to both a First Nation and a neighbouring municipality.
3. "Capital Expenditures" include both Major and Minor Capital. This includes funding for a wide variety of items including: new water plants or wastewater treatment plants being constructed; feasibility studies for future projects; design work for future projects; repairs and expansions of water and wastewater systems; installing new pipes or pumping stations; service hookups for new housing developments; running a cleaning and disinfection project on existing pipes; replacing valves on fire hydrants; buying water or septic trucks; making loan payments for water trucks; etc.
4. "Operations and Maintenance" (O&M) funding is provided to support First Nations in maintaining and operating systems that received AANDC support to construct. First Nations could use this funding for activities such as salaries for plant operators; salaries for water and septic truck drivers; employee benefits; chemical supplies; hardware; uniforms; equipment; laboratory testing of samples; freight and delivery of supplies; minor repairs to water or wastewater treatment systems; insurance; telephone; travel; training and development; utilities (e.g. electricity, waste collection); fuel for vehicles (e.g. water or septic trucks); and miscellaneous expenses.
5. Impact analysis of water legislation.
6. Source water protection plan for several First Nation communities. Water and wastewater operator training.
7. Tribal council.
8. Water and wastewater systems operator training.
9. Water systems operator training.



**Alberta First Nations Water and Wastewater Investments (April 1, 2006 – March 31, 2010)<sup>1</sup>**

First Nation / Tribal Council <sup>2</sup>	Total Capital <sup>3</sup>	Total O&M <sup>4</sup>	Total Investments
Alexander Band	\$ 556,919	\$ 908,180	\$ 1,465,099
Alexis Band	\$ 3,785,808	\$ 842,451	\$ 4,628,259
Athabasca Chipewyan First Nation	\$ -	\$ 4,367	\$ 4,367
Athabasca Tribal Council Ltd.	\$ -	\$ -	\$ -
Beaver Lake Band	\$ 497,546	\$ 826,673	\$ 1,324,219
Bigstone Cree Nation Band	\$ 477,621	\$ 1,361,881	\$ 1,839,502
Blood Band	\$ 3,842,250	\$ 4,258,843	\$ 8,101,093
Chipewyan Prairie First Nation	\$ 466,786	\$ 485,068	\$ 951,854
Cold Lake First Nations Band	\$ 366,678	\$ 1,120,989	\$ 1,487,667
Confederacy of Treaty Six <sup>5</sup>	\$ 32,954	\$ 72,972	\$ 105,926
Dene Tha' Band	\$ 6,207,045	\$ -	\$ 6,207,045
Enoch Cree Nation No 458	\$ 522,542	\$ 827,576	\$ 1,350,118
Ermineskin Tribe	\$ 1,445,826	\$ 1,669,837	\$ 3,115,663
First Nation Housing & Public Works Advisory Group	\$ 1,517,375	\$ 4,510,217	\$ 6,027,592
Fort Mckay First Nation Band	\$ 3,373,549	\$ 72,705	\$ 3,446,254
Fort McMurray No 468 First Nation Band	\$ 4,530,308	\$ 552,030	\$ 5,082,338
Four Nations Administration <sup>6</sup>	\$ -	\$ 24,280	\$ 24,280
Frog Lake Band	\$ 1,169,557	\$ 2,066,875	\$ 3,236,432
Heart Lake Band	\$ 274,746	\$ 621,848	\$ 896,594
Kee Tas Kee Now Tribal Council	\$ 219,826	\$ 3,216,124	\$ 3,435,950
Kehewin Cree Nation	\$ 703,348	\$ 1,596,009	\$ 2,299,357
Lesser Slave Lake Indian Regional Council	\$ 11,114,156	\$ 3,217,924	\$ 14,332,080
Little Red River Cree Nation	\$ 1,491,075	\$ 5,041,703	\$ 6,532,778
Louis Bull Band	\$ 359,388	\$ 723,548	\$ 1,082,936
Lubicon Lake Band	\$ -	\$ 85,996	\$ 85,996
Mikisew Cree First Nation Band	\$ 370,370	\$ 1,096,762	\$ 1,467,132
Montana Band	\$ 753,341	\$ 612,264	\$ 1,365,605
Municipality of Wood Buffalo <sup>7</sup>	\$ 54,039	\$ 108,078	\$ 162,117
North Peace Tribal Council	\$ 5,389,883	\$ 3,661,392	\$ 9,051,275
Northern Sunrise County	\$ 4,010,000	\$ -	\$ 4,010,000
O'chiese Band	\$ 87,198	\$ 534,004	\$ 621,202
Paul Band	\$ 514,949	\$ 1,013,078	\$ 1,528,027
Piikani Nation	\$ 2,145,254	\$ 2,120,921	\$ 4,266,175

Saddle Lake Band	\$ 4,097,592	\$ 3,320,131	\$ 7,417,723
Samson Band	\$ 807,054	\$ 794,400	\$ 1,601,454
Siksika Nation Band	\$ 5,083,677	\$ 4,016,491	\$ 9,100,168
Stoney Band (Bears paw, Chiniki And Wesley First Nations)	\$ 9,172,236	\$ 2,888,451	\$ 12,060,687
Sunchild First Nation Band	\$ 583,072	\$ 969,517	\$ 1,552,589
Tallcree Band	\$ 2,974,099	\$ 1,412,058	\$ 4,386,157
Treaty 7 First Nations Chiefs Associations	\$ 25,353	\$ 57,671	\$ 83,024
Treaty 8 First Nations of Alberta	\$ 31,129	\$ 78,657	\$ 109,786
Tsuu T'ina Nation Band	\$ 1,531,063	\$ 1,035,076	\$ 2,566,139
Western Cree Tribal Council	\$ 669,096	\$ 2,636,895	\$ 3,305,991
Whitefish Lake No 152	\$ 1,479,841	\$ 1,700,798	\$ 3,180,639

1. Breakdown of funding by fiscal year is available on request.
2. Source of data is AANDC's internal financial reporting database. In some instances, "First Nation" in this chart may refer to a community where water and wastewater services are being delivered by a Tribal Council or Municipality that provides water and/or sewer services or direct support to a First Nation community or communities. First Nations may also have benefited from additional indirect investments where the department has worked with a third party, such as a province or municipality, to construct a facility that provides services to both a First Nation and a neighbouring municipality.
3. "Capital Expenditures" include both Major and Minor Capital. This includes funding for a wide variety of items including : new water plants or wastewater treatment plants being constructed; feasibility studies for future projects; design work for future projects; repairs and expansions of water and wastewater systems; installing new pipes or pumping stations; service hookups for new housing developments; running a cleaning and disinfection project on existing pipes; replacing valves on fire hydrants; buying water or septic trucks; making loan payments for water trucks; etc.)
4. "Operations and Maintenance" (O&M) funding is provided to support First Nations in maintaining and operating systems that received AANDC support to construct. First Nations could use this funding for activities such as salaries for plant operators; salaries for water and septic truck drivers; employee benefits; chemical supplies; hardware; uniforms; equipment; laboratory testing of samples; freight and delivery of supplies; minor repairs to water or wastewater treatment systems; insurance; telephone; travel; training and development; utilities (e.g. electricity, waste collection); fuel for vehicles (e.g. water or septic trucks); and miscellaneous expenses.
5. Funding for draft tripartite agreement.
6. Representing the four Hobema Bands, Louis Bull, Montana, Erminskin and Samson.
7. Joint services to local First Nations, such water and wastewater, solid waste disposal etc.

**British Columbia First Nations Water and Wastewater Investments (April 1, 2006 – March 31, 2010)<sup>1</sup>**

<b>First Nation / Tribal Council<sup>2</sup></b>	<b>Total Capital<sup>3</sup></b>	<b>Total O&amp;M<sup>4</sup></b>	<b>Total Investments</b>
?Akisq'nuk First Nation	\$ 2,959,220	\$ 210,443	\$ 3,169,663
Adams Lake Indian Band	\$ 1,239,839	\$ 218,426	\$ 1,458,265
Ahousaht Indian Band	\$ -	\$ 39,440	\$ 39,440
Alexandria Band	\$ 164,451	\$ 120,064	\$ 284,515
Alexis Creek Indian Band	\$ 124	\$ 253,020	\$ 253,144
Ashcroft Indian Band	\$ 600,274	\$ 160,529	\$ 760,803
Beecher Bay Indian Band	\$ 370,042	\$ 661,556	\$ 1,031,598
Blueberry River First Nations	\$ 5,983	\$ 437,772	\$ 443,755
Bonaparte Indian Band	\$ 387,002	\$ 145,310	\$ 532,312
Boothroyd Indian Band	\$ 29,866	\$ 15,600	\$ 45,466
Boston Bar First Nation	\$ 34,080	\$ 253,160	\$ 287,240
Bridge River Indian Band	\$ 476,153	\$ 218,739	\$ 694,892
British Columbia Assembly of First Nations <sup>5</sup>	\$ 23,700	\$ -	\$ 23,700
Burns Lake Indian Band	\$ 4,728	\$ 122,820	\$ 127,548
Burrard Indian Band	\$ 1,520	\$ 66,975	\$ 68,495
Campbell River Indian Band	\$ -	\$ 101,188	\$ 101,188
Canim Lake Indian Band	\$ 83,002	\$ 59,280	\$ 142,282
Canoe Creek Indian Band	\$ 1,623,816	\$ 190,549	\$ 1,814,365
Cape Mudge Indian Band	\$ -	\$ 78,000	\$ 78,000
Carrier-Sekani Tribal Council	\$ -	\$ 2,224,463	\$ 2,224,463
Cayoose Creek Indian Band	\$ 282,197	\$ 161,190	\$ 443,387
Chawathil Indian Band	\$ 5,997	\$ 136,494	\$ 142,491
Cheam Indian Band	\$ 16,233	\$ 35,752	\$ 51,985
Chehalis Indian Band	\$ 42,464	\$ 185,037	\$ 227,501
Chemainus First Nation	\$ 26,494	\$ 1,183,880	\$ 1,210,374
Cheslatta Carrier Nation Band	\$ 14,661	\$ 346,941	\$ 361,602
Coldwater Indian Band	\$ -	\$ 139,721	\$ 139,721
Comox Indian Band	\$ -	\$ 46,800	\$ 46,800
Cook's Ferry Indian Band	\$ 1,094,325	\$ 121,111	\$ 1,215,436
Cowichan Band	\$ 330,926	\$ 539,052	\$ 869,978
Da Naxda Xw First Nation	\$ 3,181	\$ 112,125	\$ 115,306
Ditidaht Indian Band	\$ -	\$ 7,800	\$ 7,800
Doig River Indian Band	\$ 2,031,150	\$ 443,674	\$ 2,474,824
Douglas Indian Band	\$ 150,697	\$ 276,133	\$ 426,830

## ANNEX A

Esketemc Indian Band	\$ 2,113,551	\$ 156,672	\$ 2,270,223
Esquimalt Indian Band	\$ 13,490	\$ 62,279	\$ 75,769
First Nations Education Steering Committee Society <sup>6</sup>	\$ 122,000	\$ 435,200	\$ 557,200
Fort Nelson First Nation	\$ 6,259	\$ 516,751	\$ 523,010
Gitksan Local Services Society <sup>7</sup>	\$ 11,545,444	\$ 303,636	\$ 11,849,080
Gitsegukla Indian Band	\$ 714,424	\$ 692,950	\$ 1,407,374
Gitwangak Indian Band	\$ -	\$ 40,806	\$ 40,806
Gitxaala Nation	\$ 753,332	\$ 832,592	\$ 1,585,924
Gwa-Sala-Nakwaxda'xw Indian Band	\$ 1,562,627	\$ 79,733	\$ 1,642,360
Gwawaenuk Tribe	\$ 6,158	\$ 60,997	\$ 67,155
Hagwilget Village First Nation <sup>8</sup>	\$ 1,620,383	\$ 195,754	\$ 1,816,137
Halalt Indian Band	\$ 362,661	\$ 73,312	\$ 435,973
Halfway River First Nation	\$ 59,295	\$ 241,431	\$ 300,726
Hartley Bay Indian Band	\$ 550,635	\$ 106,808	\$ 657,443
Heiltsuk Indian Band	\$ 135,700	\$ 127,936	\$ 263,636
Homalco Indian Band	\$ -	\$ 9,189	\$ 9,189
Huu-Ay-Aht First Nations	\$ 1,030,752	\$ 31,200	\$ 1,061,952
Iskut Indian Band	\$ 1,292,815	\$ 102,493	\$ 1,395,308
Kamloops Indian Band	\$ 1,022,729	\$ 905,301	\$ 1,928,030
Kanaka Bar Indian Band	\$ 3,385	\$ 111,540	\$ 114,925
Katzie Indian Band	\$ 1,277,355	\$ 64,808	\$ 1,342,163
Kispiox Indian Band	\$ -	\$ 48,330	\$ 48,330
Kitamaat Indian Band	\$ 351,340	\$ 57,268	\$ 408,608
Kitasoo Indian Band	\$ 10,753	\$ 689,631	\$ 700,384
Kitselas Indian Band	\$ 148,062	\$ 95,072	\$ 243,134
Kitsumkalum Indian Band	\$ 124,300	\$ 338,969	\$ 463,269
Klahoose First Nation	\$ 96,752	\$ 191,950	\$ 288,702
Kluskus Indian Band	\$ 217,102	\$ 83,462	\$ 300,564
Kwadacha Indian Band	\$ 619,391	\$ 729,994	\$ 1,349,385
Kwakiutl Indian Band	\$ 297,253	\$ 34,408	\$ 331,661
Kwantlen First Nation Band	\$ 1,650	\$ 32,235	\$ 33,885
Kwicksutaineuk-Ah-Kwaw-Ah-Mish Band	\$ 4,751,497	\$ 158,670	\$ 4,910,167
Lake Babine Nation	\$ 300,881	\$ 914,488	\$ 1,215,369
Lax Kw'alaams Indian Band	\$ 43,542	\$ 18,640	\$ 62,182
Leq 'A : Mel First Nation	\$ 3,163,119	\$ 275,116	\$ 3,438,235
Lheidli T'enneh	\$ 8,340	\$ 111,699	\$ 120,039
Little Shuswap Lake Indian Band	\$ 2,415,259	\$ 610,220	\$ 3,025,479

## ANNEX A

Lower Kootenay Indian Band	\$ 300,141	\$ 147,458	\$ 447,599
Lower Nicola Indian Band	\$ 2,480,027	\$ 471,439	\$ 2,951,466
Lower Similkameen Band	\$ -	\$ 69,931	\$ 69,931
Lower Stl'atl'imx Tribal Council	\$ 1,303,057	\$ -	\$ 1,303,057
Lytton Indian Band	\$ 1,462,972	\$ 894,646	\$ 2,357,618
Malahat First Nation	\$ 13,494	\$ 162,857	\$ 176,351
Matsqui Indian Band	\$ 139	\$ 34,495	\$ 34,634
McLeod Lake Indian Band	\$ 131,739	\$ 22,683	\$ 154,422
Metlakatla Indian Band	\$ 455,879	\$ 81,191	\$ 537,070
Morisetown Indian Band	\$ 177,661	\$ 1,105,716	\$ 1,283,377
Mount Currie Indian Band	\$ 695,144	\$ 768,182	\$ 1,463,326
Musqueam Indian Band	\$ 71,387	\$ 121,429	\$ 192,816
Nadleh Whut'en Indian Band	\$ 828,026	\$ 93,600	\$ 921,626
Nak'azdli Indian Band	\$ 89,728	\$ 52,487	\$ 142,215
Namgis First Nation Band	\$ 220,129	\$ 801,083	\$ 1,021,212
Nanoose First Nation Band	\$ 2,910,874	\$ 437,509	\$ 3,348,383
Naut'sa Mawt Tribal Council	\$ 135,000	\$ 126,922	\$ 261,922
Nazko Indian Band	\$ 102,116	\$ 153,754	\$ 255,870
Nee-Tahi-Buhn Indian Band	\$ 4,412	\$ 46,772	\$ 51,184
Neskonlith Indian Band	\$ 194,216	\$ 666,006	\$ 860,222
Nicomien Indian Band	\$ 5,827	\$ 75,219	\$ 81,046
Nisga'a Nation	\$ 1,924,251	\$ 96,610	\$ 2,020,861
Nooaitch Indian Band	\$ 985,217	\$ 157,957	\$ 1,143,174
North Thompson Indian Band	\$ 1,501,839	\$ 15,600	\$ 1,517,439
N'quatqua	\$ 1,516,075	\$ 129,197	\$ 1,645,272
Nuu-Chah-Nulth Tribal Council	\$ 5,461,599	\$ 640,517	\$ 6,102,116
Nuxalk Nation Band	\$ 3,732,122	\$ 555,192	\$ 4,287,314
Okanagan Indian Band	\$ 256,318	\$ 448,283	\$ 704,601
Old Massett Village Council Band	\$ 1,284,907	\$ 968,462	\$ 2,253,369
Oregon Jack Creek Indian Band	\$ 5,577	\$ 78,627	\$ 84,204
Osoyoos Indian Band	\$ 3,291	\$ 149,817	\$ 153,108
Oweekeno/Wuikinuxv Nation	\$ 24,016	\$ 402,562	\$ 426,578
Pacheedaht First Nation	\$ 533,215	\$ 162,149	\$ 695,364
Pauquachin Indian Band	\$ 274,526	\$ 196,119	\$ 470,645
Penelakut Indian Band	\$ 337,446	\$ 925,760	\$ 1,263,206
Penticton Indian Band	\$ 1,112,853	\$ 315,375	\$ 1,428,228
Peters Indian Band	\$ 2,170	\$ 34,038	\$ 36,208
Prince George Nechako Aboriginal	\$ -	\$ 82,000	\$ 82,000

Employment And Training Association <sup>9</sup>			
Prophet River First Nation	\$ 1,617	\$ 121,325	\$ 122,942
Qualicum First Nation	\$ -	\$ 12,239	\$ 12,239
Quatsino Indian Band	\$ 94,815	\$ 45,625	\$ 140,440
Red Bluff Indian Band	\$ 53,735	\$ 138,253	\$ 191,988
Saik'uz First Nation	\$ 754,716	\$ 517,758	\$ 1,272,474
Samahquam Indian Band	\$ 6,165	\$ 112,581	\$ 118,746
Saulteau First Nations	\$ -	\$ 256,988	\$ 256,988
Scowlitz Indian Band	\$ 15,130	\$ 241,528	\$ 256,658
Seabird Island Indian Band	\$ 27,856	\$ 615,597	\$ 643,453
Seton Lake Indian Band	\$ 13,572	\$ 317,510	\$ 331,082
Shackan Indian Band	\$ 48,501	\$ 77,631	\$ 126,132
Shuswap Indian Band	\$ 324,470	\$ 119,616	\$ 444,086
Shxw'ha:Y Village First Nation <sup>10</sup>	\$ 2,721	\$ 66,186	\$ 68,907
Shxw'ow'hamel First Nation	\$ 3,328	\$ 63,607	\$ 66,935
Siska Indian Band	\$ 22,811	\$ 119,903	\$ 142,714
Skatin Nations	\$ 132,398	\$ 202,047	\$ 334,445
Skawahlook First Nation	\$ 5,459	\$ 43,878	\$ 49,337
Skeetchestn Indian Band	\$ 342,075	\$ 27,448	\$ 369,523
Skidegate Indian Band	\$ 2,970,585	\$ 198,656	\$ 3,169,241
Skin Tye Band	\$ 864	\$ 21,465	\$ 22,329
Skowkale Indian Band	\$ 4,203,601	\$ 145,113	\$ 4,348,714
Skuppah Indian Band	\$ 30,104	\$ 402,627	\$ 432,731
Skwah Indian Band	\$ 78	\$ 23,064	\$ 23,142
Sliammon Indian Band	\$ 460,707	\$ 837,938	\$ 1,298,645
Snuneymuxw First Nation	\$ 324,958	\$ 29,640	\$ 354,598
Soda Creek Indian Band	\$ 27,443	\$ 458,467	\$ 485,910
Songhees First Nation	\$ 401	\$ 38,676	\$ 39,077
Soowahlie Indian Band	\$ 4,244	\$ 172,796	\$ 177,040
Spallumcheen Indian Band	\$ 286,451	\$ 447,116	\$ 733,567
Spuzzum Indian Band	\$ 12,216	\$ 216,455	\$ 228,671
Squamish Indian Band	\$ -	\$ 266,855	\$ 266,855
Squiala First Nation	\$ 3,720	\$ 143,303	\$ 147,023
St. Mary's Indian Band	\$ 281,094	\$ 82,265	\$ 363,359
Stellat'en First Nation Band	\$ 79,967	\$ 35,163	\$ 115,130
Sto:Lo Nation	\$ 185,000	\$ 612,305	\$ 797,305
Sto:Lo Tribal Council	\$ -	\$ 71,987	\$ 71,987

## ANNEX A

Stone Indian Band	\$ 257,679	\$ 294,527	\$ 552,206
Sumas First Nation	\$ 9,024	\$ 5,159,399	\$ 5,168,423
Tahltan Indian Band	\$ 28,176	\$ 426,920	\$ 455,096
Taki Kayoh Tou Society	\$ -	\$ 1,093,775	\$ 1,093,775
Takla Lake First Nation	\$ 4,310,505	\$ 905,263	\$ 5,215,768
T'it'q'et	\$ 17,109	\$ 366,568	\$ 383,677
Tla-O-Qui-Aht First Nations	\$ 9,217,299	\$ 15,600	\$ 9,232,899
Tlatlasikwala Indian Band	\$ 6,527	\$ 160,217	\$ 166,744
Tl'azt'en Nation	\$ 1,575,004	\$ 1,539,063	\$ 3,114,067
Tl'etingox-T'in Government Office	\$ 31,426	\$ 446,019	\$ 477,445
Tobacco Plains Indian Band	\$ 340,879	\$ 121,851	\$ 462,730
Toosey Indian Band	\$ 255,328	\$ 203,398	\$ 458,726
Toquaht Indian Band	\$ 266,413	\$ 14,040	\$ 280,453
Tsartlip Indian Band	\$ 4,900	\$ 121,253	\$ 126,153
Tsawataineuk Indian Band	\$ -	\$ 245,039	\$ 245,039
Tsawout First Nation	\$ 414,303	\$ 349,556	\$ 763,859
Tsawwassen First Nation	\$ 15,646	\$ 431,054	\$ 446,700
Tsay Keh Dene Band	\$ 378,754	\$ 553,533	\$ 932,287
Tseycum Indian Band	\$ 118,684	\$ 104,990	\$ 223,674
Ts'kw'aylaxw First Nation	\$ 17,572	\$ 140,056	\$ 157,628
T'sou-Ke First Nation	\$ 1,316	\$ 47,954	\$ 49,270
Tzeachten Indian Band	\$ 647	\$ 52,076	\$ 52,723
Uchucklesaht Indian Band	\$ 271,212	\$ -	\$ 271,212
Ucluelet First Nation	\$ 2,846,535	\$ 29,640	\$ 2,876,175
Ulkatcho Indian Band	\$ 2,839,745	\$ 628,627	\$ 3,468,372
Union Bar Indian Band	\$ -	\$ 23,766	\$ 23,766
Upper Nicola Indian Band	\$ 1,619,211	\$ 404,880	\$ 2,024,091
Upper Similkameen Band	\$ 523,833	\$ 26,547	\$ 550,380
Westbank First Nation Band	\$ -	\$ 65,000	\$ 65,000
West Moberly First Nations	\$ 13,524	\$ 550,670	\$ 564,194
Wet Suwet En First Nation	\$ 166,271	\$ 197,835	\$ 364,106
Whe-La-La-U-Area Council	\$ -	\$ 8,078	\$ 8,078
Whispering Pines/Clinton Indian Band	\$ 473,680	\$ 56,715	\$ 530,395
Williams Lake Indian Band	\$ 517,926	\$ 185,590	\$ 703,516
Xaxli'p Indian Band	\$ 5,555	\$ 171,148	\$ 176,703
Xeni Gwet'in First Nations Government	\$ 449,922	\$ 439,093	\$ 889,015
Yakwekwioose Indian Band	\$ 10,207	\$ 1,682	\$ 11,889
Yale First Nation Band	\$ 6,990	\$ 48,271	\$ 55,261

Yekooche Band	\$ 3,625,372	\$ 238,928	\$ 3,864,300
---------------	--------------	------------	--------------

1. Breakdown of funding by fiscal year is available on request.
2. Source of data is AANDC's internal financial reporting database. In some instances, "First Nation" in this chart may refer to a community where water and wastewater services are being delivered by a Tribal Council or Municipality that provides water and/or sewer services or direct support to a First Nation community or communities. First Nations may also have benefited from additional indirect investments where the department has worked with a third party, such as a province or municipality, to construct a facility that provides services to both a First Nation and a neighbouring municipality.
3. "Capital Expenditures" include both Major and Minor Capital. This includes funding for a wide variety of items including: new water plants or wastewater treatment plants being constructed; feasibility studies for future projects; design work for future projects; repairs and expansions of water and wastewater systems; installing new pipes or pumping stations; service hookups for new housing developments; running a cleaning and disinfection project on existing pipes; replacing valves on fire hydrants; buying water or septic trucks; making loan payments for water trucks; etc.)
4. "Operations and Maintenance" (O&M) funding is provided to support First Nations in maintaining and operating systems that received AANDC support to construct. First Nations could use this funding for activities such as salaries for plant operators; salaries for water and septic truck drivers; employee benefits; chemical supplies; hardware; uniforms; equipment; laboratory testing of samples; freight and delivery of supplies; minor repairs to water or wastewater treatment systems; insurance; telephone; travel; training and development; utilities (e.g. electricity, waste collection); fuel for vehicles (e.g. water or septic trucks); and miscellaneous expenses.
5. Water legislation impact analysis.
6. Safe water operations training programs.
7. Gitwangak sewage system upgrade.
8. Gap analysis of water and wastewater systems.
9. Water and wastewater training programs.
10. Gap analysis of water and wastewater systems.



### Yukon First Nations Water and Wastewater Investments (April 1, 2006 - March 31, 2010) <sup>1</sup>

First Nation / Tribal Council <sup>2</sup>	Total Capital <sup>3</sup>	Total O&M <sup>4</sup>	Total Investments
Atlin Tlingit Development Corporation <sup>5</sup>	\$ -	\$ 328,193	\$ 328,193
Carcross/Tagish First Nation	\$ 274,439	\$ -	\$ 274,439
Champagne & Aishihik First Nations	\$ 611,051	\$ 148,529	\$ 759,580
Council of Yukon First Nations <sup>6</sup>	\$ -	\$ 255,142	\$ 255,142
Daylu Dena Council	\$ 1,046,226	\$ 745,426	\$ 1,791,652
Dease River First Nation	\$ 23,000	\$ 760,724	\$ 783,724
First Nation of Nacho Nyak Dun	\$ 174,083	\$ -	\$ 174,083
Kaska Tribal Council	\$ -	\$ 430,000	\$ 430,000
Kluane First Nation	\$ 48,271	\$ 25,000	\$ 73,271
Liard First Nation	\$ 2,733,542	\$ 1,008,645	\$ 3,742,187
Little Salmon/Carmacks First Nation	\$ 25,000	\$ -	\$ 25,000
Ross River First Nation	\$ 24,308	\$ 362,370	\$ 386,678
Selkirk First Nation	\$ 919,176	\$ 2,012	\$ 921,188
Ta'an Kwach'an Council	\$ 168,190	\$ 8,523	\$ 176,713
Taku River Tlingit First Nation	\$ 5,147,246	\$ 943,808	\$ 6,091,054
Teslin Tlingit Council	\$ 30,000	\$ -	\$ 30,000
Trent University, Watershed Science Centre <sup>7</sup>	\$ 50,000	\$ 25,000	\$ 75,000
Tr'on Dek Hwech'in	\$ -	\$ 647,412	\$ 647,412
Vuntut Gwitchin First Nation	\$ -	\$ 28,499	\$ 28,499
White River First Nation	\$ 3,994,933	\$ 509,498	\$ 4,504,431
Yukon College <sup>8</sup>	\$ 100,000	\$ -	\$ 100,000
Yukon Water & Waste Association <sup>9</sup>	\$ -	\$ 3,100	\$ 3,100

1. Breakdown of funding by fiscal year is available on request.
2. Source of data is AANDC's internal financial reporting database. In some instances, "First Nation" in this chart may refer to a community where water and wastewater services are being delivered by a Tribal Council or Municipality that provides water and/or sewer services or direct support to a First Nation community or communities. First Nations may also have benefited from additional indirect investments where the department has worked with a third party, such as a province or municipality, to construct a facility that provides services to both a First Nation and a neighbouring municipality.
3. "Capital Expenditures" include both Major and Minor Capital. This includes funding for a wide variety of items including: new water plants or wastewater treatment plants being constructed; feasibility studies for future projects; design work for future projects; repairs and expansions of water and wastewater systems;

- installing new pipes or pumping stations; service hookups for new housing developments; running a cleaning and disinfection project on existing pipes; replacing valves on fire hydrants; buying water or septic trucks; making loan payments for water trucks; etc.
4. "Operations and Maintenance" (O&M) funding is provided to support First Nations in maintaining and operating systems that received AANDC support to construct. First Nations could use this funding for activities such as salaries for plant operators; salaries for water and septic truck drivers; employee benefits; chemical supplies; hardware; uniforms; equipment; laboratory testing of samples; freight and delivery of supplies; minor repairs to water or wastewater treatment systems; insurance; telephone; travel; training and development; utilities (e.g. electricity, waste collection); fuel for vehicles (e.g. water or septic trucks); and miscellaneous expenses.
  5. Water systems operator training and annual inspections.
  6. First Nation water impact analysis and coordination panel.
  7. First Nation source water protection workshop.
  8. Video conferencing equipment to support remote water training for First Nation operators.
  9. Water systems operator training.

## Water and Wastewater Projects Above \$1.5 million Completed 2006-2007 to 2009-2010

Region	First Nation / First Nation Organization	# of project s over \$1.5M	Project name(s)	Project cost(s)	Fiscal Year Project Completed	Project Description(s)
<b>ATLANTIC</b>						
Atl	LENNOX ISLAND	1	Lennox Island Water and Wastewater Project	\$8,000,000	2009/2010	Design and construction of a water supply, sewage collection and treatment system. The water project portion included the installation of water distribution lines, construction of water storage tower, water supply and treatment system including well development and pumphouse construction. The wastewater portion included the construction of a lagoon and installation of wastewater collection lines.
Atl	WAGMATCOOK	1	Wagmatcook Reservoir and New Water Source	\$2,710,000	2007/2008	Construction of a new well and water storage reservoir and installation of water lines.
<b>QUEBEC</b>						
QC	CONSEIL DE LA PREMIERE NATION ABITIBIWINI	1	Water supply and wastewater rehabilitation	\$2,821,896	2009/2010	Design and construction of the network for water supply and wastewater treatment. New intake channel for water supply from Amos required. Construction of a discharge pipeline to the wastewater treatment plant in Amos. The existing community water treatment plant is outdated.

**Water and Wastewater Projects Above \$1.5 million Completed 2006-2007 to 2009-2010**

Region	First Nation / First Nation Organization	# of projects over \$1.5M	Project name(s)	Project cost(s)	Fiscal Year Project Completed	Project Description(s)
QC	CONSEIL DES ATIKAMEKW DE WEMOTACI	1	Drinking water supply capacity	\$1,840,000	2007/2008	Expand / increase the capacity of the Wemotaci drinking water reserve.
QC	EAGLE VILLAGE FIRST NATION - KIPAWA	1	Drinking water system supply - QD12	\$4,697,000	2009/2010	Conduct land studies / planning studies / environmental assessment / plans and specifications for the drinking water supply project. Construction work includes: a raw water pumping station, a raw water pipeline, a new 600 m3 storage reservoir, an MS-Filter treatment system, a related building.
QC	MOHAWKS OF KAHNAWA:KE	2	1) Wastewater treatment rehabilitation  2) Drinking water	1) \$1,820,712 2) \$3,500,000	1) 2009/2010 2) 2009/2010	1) Rehabilitation project of the wastewater treatment system. Phase 1 completed. 2) Construction of a new water treatment plant with membrane filtration and construction of a new drinking water storage reservoir with a 300 m3 capacity. The treatment system includes three microfiltration membrane units and 3 units of UV disinfection units. The existing tanks will be retained and connected to the new facilities.
QC	MONTAGNAIS DE MASHTEUATSH	1	Drinking water treatment rehabilitation	\$4,406,100	2007/2008	Construction of a water treatment plant that can be used for current and future Mashteuatsh community members.
QC	MONTAGNAIS DE UNAMEN SHIPU	1	Drinking water treatment rehabilitation	\$8,848,896	2009/2010	Expansion of water treatment plants and its implementation.

### Water and Wastewater Projects Above \$1.5 million Completed 2006-2007 to 2009-2010

Region	First Nation / First Nation Organization	# of projects over \$1.5M	Project name(s)	Project cost(s)	Fiscal Year Project Completed	Project Description(s)
QC	PAKUA SHIPI	2	1) Drinking water treatment rehabilitation 2) Wastewater treatment rehabilitation	1) \$6,735,968 2) \$4,060,262	1) 2008/2009 2) 2008/2009	1) Construction of a new water treatment plant. 2) Rehabilitation project of the wastewater treatment system.
<b>ONTARIO</b>						
ON	ATTAWAPISKAT BAND	1	Subdivision Servicing	\$2,362,300	2006/2007	Infrastructure servicing to 75 residential lots, including water distribution, road network, electrification, and wastewater connections.
ON	BEARSKIN LAKE BAND	1	Water Treatment Plant Upgrade	\$2,380,275	2007/2008	Removal of the old water treatment unit; office modifications; placement of bollards; grating replacements over clarifiers; leaky roof repairs; piping and equipment labelling; and, clean out of the lower lift pump station.
ON	BIINJITIWAABIK ZAAGING ANISHINAAB	1	Rocky Bay Water Treatment Plant	\$1,781,736	2008/2009	Existing system had many deficiencies and failed to comply with standards. Water treatment plant upgraded to provide a safe and reliable potable water supply to accommodate the growth of the community.
ON	CHIPPEWAS OF THE THAMES 1ST NATION	1	Infiltration Gallery for Water Services	\$2,498,900	2006/2007	Constructed an infiltration gallery to increase water supply to the treatment system.
ON	HENVEY INLET BAND	1	Water System Upgrade	\$4,752,200	2006/2007	Construction of a water treatment plant, elevated storage reservoir and

### Water and Wastewater Projects Above \$1.5 million Completed 2006-2007 to 2009-2010

Region	First Nation / First Nation Organization	# of projects over \$1.5M	Project name(s)	Project cost(s)	Fiscal Year Project Completed	Project Description(s)
						distribution mains.
ON	KEE-WAY-WIN BAND	1	Water Treatment Plant	\$8,730,400	2008/2009	Construction of a conventional chemical water treatment plant and a lake intake.
ON	KINGFISHER BAND	1	Water Treatment Plant Upgrade	\$7,505,000	2008/2009	New water treatment plant with dual train conventional filtration system and expansion capacity for a further third train to produce water that meets Ontario Drinking Water Regulation 170/03, and to house new high lift pumps sized for 20 year demand. Provides storage for treated water (fire), provides for emergency back-up power to the building. Also included a new truck fill station.
ON	MATTAGAMI BAND	1	Water Treatment Plant Upgrade	\$2,758,883	2007/2008	Upgrades to existing water treatment plant with modifications including Iron and Manganese removal system. New drilled wells and UV treatment added to system.
ON	MISSISSAUGAS OF NEW CREDIT	1	Water Main Extension Phase 3	\$1,522,306	2009/2010	To connect homes on Second Line and Townline Road the water system.
ON	MOHAWKS OF THE BAY OF QUINTE	1	Wastewater Collection and Treatment System (Peatland	\$1,603,418	2007/2008	Provide service to the Quinte Mohawk School and provide future service to the planned subdivision which will be located just north of the school. This new wastewater treatment system

**Water and Wastewater Projects Above \$1.5 million Completed 2006-2007 to 2009-2010**

Region	First Nation / First Nation Organization	# of projects over \$1.5M	Project name(s)	Project cost(s)	Fiscal Year Project Completed	Project Description(s)
			System)			replaced the old lagoon system that previously provided service to the school.
ON	MOOSE DEER POINT BAND	2	1) Interim Water Treatment Plant Upgrade 2) Water Treatment Plant	1) \$2,272,500 2) \$22,012,013	1) 2007/2008 2) 2010/2011	1) Interim water treatment plant upgrades. 2) Construction of a new water treatment plant and elevated water storage system.
ON	MUSKRAT DAM LAKE BAND	1	Water Servicing	\$2,394,700	2006/2007	Muskrat Dam Servicing Extension II designed and constructed water distribution lines and sewage collection lines to service existing homes and provide serviced lots for future home construction.
ON	NIPISSING FIRST NATION	1	Garden Village Subvision	\$14,326,928	2008/2009	Infrastructure servicing for a 120 lot subdivision.
ON	NORTHWEST ANGLE NO 33 BAND	1	Water Treatment Plant/Servicing (Dog Paw)	\$1,566,366	2008/2009	Design and construction of a new water treatment plant. Road extension and water distribution line to service 23 lots.
ON	OCHIICHAGWE'BA BIGO'INING FIRST NATION BAND	1	Water Treatment Plant	\$1,500,000	2006/2007	Construction of potable water treatment and water distribution system including a storage reservoir for fire protection and components of a water distribution system to service the community of Ochiichagwe'babigo'ining.

**Water and Wastewater Projects Above \$1.5 million Completed 2006-2007 to 2009-2010**

<b>Region</b>	<b>First Nation / First Nation Organization</b>	<b># of projects over \$1.5M</b>	<b>Project name(s)</b>	<b>Project cost(s)</b>	<b>Fiscal Year Project Completed</b>	<b>Project Description(s)</b>
ON	RED ROCK BAND	1	Water Treatment Plant	\$5,927,176	2009/2010	Project included construction of a new building, membrane treatment system, and extension of three phase power from Nipigon to the new plant in Red Rock.
ON	SAUGEEN FIRST NATION	1	Water Treatment Plant	\$13,644,042	2009/2010	Planning, design and construction of a pumping station, water distribution system and an elevated storage reservoir.
ON	SERPENT RIVER BAND	1	Water System Upgrades	\$1,848,000	2006/2007	Connection of 4 small pumphouse systems.
ON	WALPOLE ISLAND BAND	1	Water Treatment Plant	\$4,718,100	2006/2007	Design and construction of a new water treatment plant.
ON	WASAUKSING FIRST NATION	1	Water Treatment Plant and Distribution	\$9,244,755	2010/2011	Extension of the existing water distribution system and construction of a truck fill station.
ON	WEBEQUIE	1	Servicing Upgrade (Water and Sewer)	\$5,667,477	2009/2010	Upgrades to the community water treatment plant and wastewater treatment plant including the water treatment plant pilot testing.
ON	WHITEFISH RIVER BAND	1	Water Treatment Plant and Storage & Fire Protection	\$7,007,400	2010/2011	Construction of a water treatment plant and storage reservoir.
<b>MANITOBA</b>						



### Water and Wastewater Projects Above \$1.5 million Completed 2006-2007 to 2009-2010

Region	First Nation / First Nation Organization	# of project s over \$1.5M	Project name(s)	Project cost(s)	Fiscal Year Project Completed	Project Description(s)
MB	FISHER RIVER BAND	2	1) Water Treatment and Distribution System 2) Wastewater Treatment and Sewage Collection System	\$15,037,000	2009/2010	Design and construction of a new water treatment facility and new water distribution to provide fire protection to the townsite area. Design and construction of new wastewater treatment facility and sewage collection sytem. Provide service to approximately 70 existing residences/community buildings.
MB	FOX LAKE	1	Water/Sewer Phase 1	\$5,055,900	2006/2007	Design and construction of new liftstations to replace existng effluent tanks, new raw water delivery system, and an upgrade to the existing water treatment plant.
MB	GARDEN HILL FIRST NATION	1	Water/Sewer Upgrade	\$26,757,400	2008/2009	Design and construction of a sewage treatment plant and sludge drying beds, construction of a 4 bay water and sewer truck garage, purchase of a new sewage pumpout truck, and repairs to the existing sewage mains.
MB	KEESECKOOWENI N	1	New Aerated Lagoon	\$3,638,800	2006/2007	Design and construction of an aerated lagoon system and aeration building, access road truck turnaround and spillway, liftstation, outfall piping, new sewage truck garage, and a new sewage truck.

### Water and Wastewater Projects Above \$1.5 million Completed 2006-2007 to 2009-2010

Region	First Nation / First Nation Organization	# of projects over \$1.5M	Project name(s)	Project cost(s)	Fiscal Year Project Completed	Project Description(s)
MB	MOSAKAHIKEN CREE NATION BAND	1	New WTP & Lagoon Project/Lot Servicing/FNW WAP	\$15,569,800	2008/2009	Design and construction of a new lagoon, decommissioning of existing lagoon, connection of existing sewer mains to lagoon, new community water treatment plant and water supply, watermain and sewermain service to the new school, new water truck garage and new sewer truck garage.
MB	NISICHAWAYASIH K CREE NATION	1	Harts Point Water and sewer extension	\$3,458,000	2008/2009	Design and installation of approximately 1,350 m of water mains and sewer mains and associated work to service 37 residences at a new subdivision at Harts Point.
MB	OPASKWAYAK CREE NATION	1	Water/Sewer Upgrade	\$8,889,500	2006/2007	Upgrade of the community water supply, provide water and sewer service connections to residential and commercial developments at reserve parcels 21A, 21C, 21D, 21I and 21N by connection to the Carrot River Valley Regional Water System. Provide water and sewer service to 72 new lots, provide water and sewer service to new Middle High School, and restore sewer system in Umperville area.
MB	PINAYMOOTANG FIRST NATION	1	Lagoon	\$8,200,000	2009/2010	New lagoon and access road, forcemain to new lagoon, connection between school and new forcemain, new truck dump station connected to forcemain, and decommissioning of

## Water and Wastewater Projects Above \$1.5 million Completed 2006-2007 to 2009-2010

Region	First Nation / First Nation Organization	# of projects over \$1.5M	Project name(s)	Project cost(s)	Fiscal Year Project Completed	Project Description(s)
						existing lagoon.
MB	ROLLING RIVER FIRST NATION	1	Water Treatment Plant Expansion	\$4,353,800	2008/2009	Design and construction of and expansion to the existing water treatment building, expansion of the treated water reservoir, expansion to the water treatment system, and purchase of a new water delivery truck.
MB	SAGKEENG FIRST NATION	1	Lagoon & Associated Works	\$2,510,000	2007/2008	Design and construction of an expansion to existing lagoon at the South Shore community, new truck dump facility at South Shore lagoon, and realignment of the existing outfall at South Shore lagoon.
MB	SHAMATTAWA	1	Water/Sewer	\$5,620,600	2008/2009	Design and construction of an expansion to existing sewage treatment plant, conversion of existing lagoon primary cell to sludge lagoon, 2 new liftstations, new forcemain from liftstation to sewage treatment plant, 6,410 metres of watermain distribution system, 5,775 metres of gravity sewage collection system and 61 service connections to existing homes and 22 service connections for future homes.

## Water and Wastewater Projects Above \$1.5 million Completed 2006-2007 to 2009-2010

Region	First Nation / First Nation Organization	# of projects over \$1.5M	Project name(s)	Project cost(s)	Fiscal Year Project Completed	Project Description(s)
MB	SIOUX VALLEY DAKOTA NATION	1	Aerated Lagoon and Sewer Main Extension	\$7,035,800	2006/2007	Upgrade to the existing community infrastructure systems to provide a new wastewater treatment facility and an extension to the existing sewer mains to service approximately 50 existing houses and community buildings.
<b>SASKATCHEWAN</b>						
SK	BIG ISLAND LAKE CREE NATION	2	1) Well & Water Treatment Plant 2) Lagoon	1) \$2,745,000 2) \$2,515,000	2006/2007 2009/2010	Design and construction of a new well & water treatment plant and a new lagoon
SK	BIG RIVER BAND	1	Lagoon	\$2,055,000	2009/2010	Design and construction of a new lagoon.
SK	BIRCH NARROWS FIRST NATION BAND	1	Subdivision	\$3,208,000	2007/2008	Design and construction of a new sewage pumping station and serviced subdivision lots for future housing infill.
SK	BLACK LAKE BAND	1	Water Pumphouse	\$1,620,000	2009/2010	Planning, design and construction of a new Raw Water Pumphouse. Project included emergency pumping and other work required to ensure the water supply was maintained until the new pumphouse was built.
SK	CANOE LAKE BAND	2	1) Lagoon 2) Sewage Pump Station	\$6,363,000	2009/2010	Design and construction of a sewage pumping station and new lagoon.
SK	CARRY THE KETTLE BAND	1	Low Pressure Water System	\$1,750,000	2009-2010	Cost shared the design and construction of a low pressure water system to connect 170 homes currently on trucked water.

**Water and Wastewater Projects Above \$1.5 million Completed 2006-2007 to 2009-2010**

Region	First Nation / First Nation Organization	# of projects over \$1.5M	Project name(s)	Project cost(s)	Fiscal Year Project Completed	Project Description(s)
SK	CLEARWATER RIVER DENE BAND	1	Water Treatment Plant	\$2,150,000	2009/2010	Planning design & construction of water treatment plant upgrades to increase capacity to meet Canadian Drinking Water Quality Guidelines and construction of a new groundwater well with controls and appurtenances to meet the community's ten year projected demands.
SK	COTE FIRST NATION 366	2	1) Water Treatment Plant 2) Subvision	1) \$2,895,000 2) \$2,650,000	1) 2009/2010 2) 2009/2010	1. Groundwater search for a new raw water supply and development of a new community well. Design and construction of new well, raw water pipeline and a new treatment system for the new supply as determined by the water quality. 2. Design and construction of the second expansion to the Badgerville subdivision for housing infill.
SK	CUMBERLAND HOUSE CREE NATION BAND	1	Subdivision Drainage	1) \$4,597,000	1) 2009/2010	Design and construct improved drainage and develop 93 new lots in the Pemmican Portage Subdivision for housing infill.
SK	FISHING LAKE FIRST NATION BAND	3	1) Subdivision 2) Subdivision 3) Water treatment Plant	1) \$1,445,000 2) \$2,275,000 3) \$2,430,000	1) 2007/2008 2) 2007/2008 3) 2007/2008	1. Design and construction of a 32 lot subdivision for housing infill. 2. Design and construction of stages 3 and 4 of the Subdivision development for housing infill. 3. Planning, design and construction of an upgrade to the community water treatment plant to

## Water and Wastewater Projects Above \$1.5 million Completed 2006-2007 to 2009-2010

Region	First Nation / First Nation Organization	# of projects over \$1.5M	Project name(s)	Project cost(s)	Fiscal Year Project Completed	Project Description(s)
						include Pilot Plant Testing, Remedial Well Work, Demineralization Equipment, Reservoir, Filters, Standby Pump, Generator, Mechanical, Electrical, Concentrate Disposal, Building Upgrade and Three Phase Power Supply Extension.
SK	FLYING DUST FIRST NATION	2	1) New Lagoon 2) Subdivision Extension	1) \$2,095,000 2) \$2,130,000	1) 2008/2009 2) 2009/2010	1. Planning, design and construction of a two-celled sewage lagoon, sewage pumping station #2 upgrades, sewage force main, all-weather access road and outlet ditch. 2. Design and construction of a subdivision expansion of approximately 30 serviced lots for housing infill.
SK	FOND DU LAC BAND	1	Lagoon	1) \$6,215,000	1) 2009/2010	Feasibility, design and construction of sewage forcemain, lagoon, lagoon liner, miscellaneous items, sewage pumping station, existing lagoon repairs, lagoon decommissioning and legal survey.
SK	GORDON BAND	1	Water Treatment Plant Expansion	1) \$2,305,000	2008/2009	Design and construction of an expansion of the existing water storage reservoir and water treatment plant building. Addition included an office and laboratory.
SK	HATCHET LAKE BAND	1	Lagoon Desludge	1) \$1,831,000	2009/2010	Design and construction of a new sewage pumping station and desludging of the existing lagoon.

### Water and Wastewater Projects Above \$1.5 million Completed 2006-2007 to 2009-2010

Region	First Nation / First Nation Organization	# of projects over \$1.5M	Project name(s)	Project cost(s)	Fiscal Year Project Completed	Project Description(s)
SK	KAHKEWISTAHA W BAND	1	Water Treatment Plant Upgrade	1) \$2,516,000	1) 2009/2010	Design and construction of the Water Treatment Plant Demineralization Upgrade and Waste Water Lagoon Expansion.
SK	KEESEEKOOSE BAND	1	Well / Water Treatment Plant Upgrade	1) \$3,233,000	1) 2009/2010	Planning, design and construction and back-up community well and upgrading of the existing well. Design and construction of upgrades to the existing water treatment plant including a building expansion, controls, pumping, piping, filters and fire pump upgrades.
SK	LAC LA RONGE BAND	6	1) Bell's Point Subdivision 2) Sucker River Subdivision 3) Morin Lake Subdivision 4) Stanely Mission Lagoon 5) Loon Lake Subdivision 6) Regional Water Upgrade-Expansion	1) \$2,120,000 2) \$1,504,000 3) \$2,068,000 4) \$2,530,000 5) \$2,848,000 6) \$4,425,000	1) 2007/2008 2) 2005/2006 3) 2006/2007 4) 2007/2008 5) 2008/2009 6) 2009/2010	1. Construction of 64 lots including water and sewer mains, service connections, fire hydrants, etc. 2. Construction of a 33 lot subdivision including water & sewer mains, service connections, fire hydrants, etc. 3. Construction of a 40 lot subdivision including water & sewer mains, service connections, fire hydrants, etc.. 4. Construction of an expansion to the treatment capacity of the existing lagoon. 5. Construction of 72 serviced lots including water, sewer, service connections, hydrants, etc. 6. Construction of an upgrade of existing water supply facilities for both the town and the Bell's Point water reservoir and construction of connecting pipe line

## Water and Wastewater Projects Above \$1.5 million Completed 2006-2007 to 2009-2010

Region	First Nation / First Nation Organization	# of projects over \$1.5M	Project name(s)	Project cost(s)	Fiscal Year Project Completed	Project Description(s)
						from the town through Kistakie to the village. Decommissioning treatment at the village plant.
SK	LITTLE PINE BAND	1	Sewage Pumping Station Upgrade	\$2,201,000	2009/2010	Design and construct an increase the pumping capacity of the sewage lift station and capacity of the sewage forcemain.
SK	MAKWA SAHGAIEHCAN F. N. BAND	1	Subdivision	\$1,686,000	2007/2008	Planning, design, and construction of Subdivision Phase III. Included 50 serviced lots, 150 mm water mains, 200mm sewer mains, 50 service connections, fire hydrants, roadways, drainage, lot grading, street lights, primary power and legal survey.
SK	MONTREAL LAKE BAND	2	1) Bittern Division Subdivision 2) Little Red Subdivision	1) \$5,931,000 2) \$2,506,000	1) 2009/2010 2) 2007/2008	1. Development of a new 238 lot subdivision including water and sewer mains, service connections, fire hydrants, roadways, drainage, primary power, streetlights, lot grading and legal survey. Preliminary work will involve a site survey and geotechnical investigation. Stage #1 would be 81 lots. 2. Design and construction of the Stage II Little Red River subdivision expansion.
SK	OCHAPOWACE BAND	1	Lagoon / Water treatment plant	\$1,810,000	2006/2007	Feasibility, design and construction of an expansion to the existing water treatment plant and an upgrade to the existing lagoon.



## Water and Wastewater Projects Above \$1.5 million Completed 2006-2007 to 2009-2010

Region	First Nation / First Nation Organization	# of projects over \$1.5M	Project name(s)	Project cost(s)	Fiscal Year Project Completed	Project Description(s)
SK	ONE ARROW BAND	1	Water Pump Upgrade / Subdivision /	\$1,300,000	2009/2010	Design and construct a new subdivision (Stage #2 - Phase II) adjacent to the existing subdivision (Stage #2 – Phase I) consisting of approximately 52 lots to accommodate future growth. This will include water and sewer mains, connection to existing sewage pumping station, service connections, fire hydrants, roadways, drainage, lot grading, primary power, street lighting and legal survey.
SK	ONION LAKE BAND	3	1) New Subdivision 2) Elevated Reservoir 3) Lagoon Expansion	1) \$1,500,000,00 2) \$4,135,000,00 3) \$1,970,000,00	1) 2009/2010 2) 2009/2010 3) 2008/2009	1. The project is for design and construction of a 300 lot serviced subdivision north of the Chief Taylor core area. The project includes a water main connection from the new elevated reservoir, gravity sewer to a new expanded sewage pump station and force-main to the Chief Taylor Lagoon 2. Design and construction of an elevated reservoir and fire flow upgrades. 3. Design and construct and expansion to the existing Onion Lake lagoon.
SK	PASQUA FIRST NATION #79	1	Lagoon	\$2,755,000	2007/2008	Feasibility, Design and construction of a new lagoon.

## Water and Wastewater Projects Above \$1.5 million Completed 2006-2007 to 2009-2010

Region	First Nation / First Nation Organization	# of projects over \$1.5M	Project name(s)	Project cost(s)	Fiscal Year Project Completed	Project Description(s)
SK	PELICAN LAKE BAND	1	Subdivision	\$2,190,000	2006/2007	Planning, design, and construction of subdivision expansion. This would include 50 serviced lots, 150 mm water mains, 200mm sewer mains, 50 service connections, fire hydrants, roadways, drainage, lot grading, street lights, primary power and legal survey.
SK	PETER BALLANTYNE CREE NATION	3	1) Southend Lagoon 2) Sandy Water Treatment Plant 3) Sturgeon Weir	1) \$6,595,000 2) \$3,991,000 3) \$4,800,000	1) 2006/2007 2) 2008/2009 3)2007/2008	1. Feasibility, design and construction of: new lagoon, lagoon access road, sewage forcemain, sewage pumping station, drainage work, decommissioning of existing lagoon, and decommissioning of the existing sewage pumping station No. 1. 2. Design and construction of an upgrade to the water treatment plant including raw water supply works, additional reservoir, building addition, treatment plant, pumping and the required mechanical and electrical components . 3. Planning, design and construction of piped water and sewer system. This would include water source development, water treatment, storage, pumping, water and sewer mains, 30 service connections, fire hydrants, roadways, drainage, lot grading, primary power, street lights, legal survey, lift station, force main and

## Water and Wastewater Projects Above \$1.5 million Completed 2006-2007 to 2009-2010

Region	First Nation / First Nation Organization	# of projects over \$1.5M	Project name(s)	Project cost(s)	Fiscal Year Project Completed	Project Description(s)
						lagoon to service the newly acquired reserve lands.
SK	PIAPOT BAND	1	Water Treatment Plant Expansion	\$4,155,000	2009/2010	The scope of this project includes the expansion of water treatment plant complete with new distribution pumps, washroom and office/laboratory addition and expansion of the treated water storage reservoir. The project also includes the locating, drilling, completing of a backup raw water supply well approximately 5.0 kilometres north east of the existing WTP. The project also includes the design and construction of a new raw water supply line from the new backup well location to the existing WTP.
SK	RED EARTH BAND	2	1) Natacam Subdivision 2) Drainage	1) \$3,620,000 2) \$2,111,000	1) 2009/2010 2) 2008/2009	1. Design and construction of Stage #2 which will provide piped sewer to 18 existing houses and provide piped water and sewer services to 38 additional lots. Subdivision will provide water and sewer mains, service connections, fire hydrants, roadways, drainage, lot grading, primary power, street lights, and legal survey. 2. Planning, design, construction of drainage improvements to Red Earth and Carrot River community core areas.

**Water and Wastewater Projects Above \$1.5 million Completed 2006-2007 to 2009-2010**

<b>Region</b>	<b>First Nation / First Nation Organization</b>	<b># of projects over \$1.5M</b>	<b>Project name(s)</b>	<b>Project cost(s)</b>	<b>Fiscal Year Project Completed</b>	<b>Project Description(s)</b>
SK	THUNDERCHILD FIRST NATION	1	Water treatment plant upgrade	\$3,700,000	2009/2010	The water treatment plant upgrade and lagoon expansion including building and reservoir addition as well as treatment and distribution improvements.
SK	WATERHEN LAKE BAND	2	1) Water treatment plant upgrade 2) Subdivision	1) \$3,233,100 2) \$1,515,000	1) 2009/2010 2) 2006/2007	1. Feasibility, Design and construction of a water treatment plant expansion. 2. Design and construction of a 40 lot subdivision for housing infill
SK	WHITECAP DAKOTA FIRST NATION BAND	1	Lagoon Repairs	\$2,105,000	2006/2007	Planning, design and construction of a new two cell lined lagoon on the site of the existing lagoon. The lagoon will serve both reserve core community as well as the reserve commercial operations, golf course, casino, and future hotel. The project included two new cells, both with HDPE liners, force mains, dump chute, fencing, roadway, seeding, and decommissioning of old lagoon cells.
<b>ALBERTA</b>						
AB	BLOOD BAND	1	Standoff Sewage Lagoon	\$2,663,224	2009/2010	The AANDC-funded portion of this project is complete. This project is to provide additional sanitary sewage treatment capacity for the community. The current amount of sewage generated by the community exceeds the capacity of the existing treatment system. Expansion of the lagoon is necessary to produce clean effluent and

## Water and Wastewater Projects Above \$1.5 million Completed 2006-2007 to 2009-2010

Region	First Nation / First Nation Organization	# of projects over \$1.5M	Project name(s)	Project cost(s)	Fiscal Year Project Completed	Project Description(s)
						to facilitate future population growth. Construction will include earthworks to enlarge the facultative and storage cells as well as provide two anaerobic cells for better treatment. Note - Additional funding has been requested from AANDC for the final stages of this project.
AB	DENE THA' BAND	1	Chateh Water System	\$4,700,476	2007/2008	To expand the raw water reservoir. Phase 1 was the construction of a new large storage cell #2. Phase 2 will be the reconstruction and expansion of the existing storage cell #1 with the addition of an HDPE liner. The new storage cell #2 was constructed with a volume of 165,000 cu m. and the expansion of Cell #1 will have a volume of 55,000 cu. m.
AB	LESSER SLAVE LAKE IND REG COUNCIL	2	1) Sucker Creek Water Line Intake 2) Swan River Water Distribution	1) \$5,576,010 2) \$3,167,930	1) 2008/2009 2) 2008/2009	1) New intake line into Lesser Slave Lake and a new raw water pumphouse as well as decommissioning of existing intake pumphouse.  2) Construction of a connection to the regional water line followed by a meter vault, water storage reservoir and pumphouse. Phase 2 will include construction of a water main connection and a water main loop to the existing

## Water and Wastewater Projects Above \$1.5 million Completed 2006-2007 to 2009-2010

Region	First Nation / First Nation Organization	# of projects over \$1.5M	Project name(s)	Project cost(s)	Fiscal Year Project Completed	Project Description(s)
						school, band office, health centre and the group home.
AB	SIKSIKA NATION BAND	1	Shouldice Regional Water Line	\$3,256,588	2009/2010	Construction of a water line from the Washington to Shouldice communities.
AB	STONEY	1	Stoney Eden Valley Septic System	\$1,943,801	2009/2010	Upgrades to the wastewater disposal system to address the continuing sewage backflows at the Chief Jacob School.
<b>BRITISH COLUMBIA</b>						
BC	?AKISQ'NUK FIRST NATION	1	Community Water Supply	\$5,429,958	2009/2010	Construction of water treatment facility and installation of water lines.
BC	DOUGLAS	1	Tipella Water System Upgrade	\$1,485,525	2009/2010	Construction of a new well, pumphouse/chlorination station, new bolted steel reservoir and distribution mains.
BC	ESKETEMC	1	Sewage Disposal Improvements	\$1,868,406	2009/2010	Construction of wastewater collection system, pumping station and treatment facility.
BC	GITKSAN LOCAL SERVICES SOCIETY	2	1) Gitwangak - Sanitary Sewage System 2) Gitanyow - Sanitary Sewage System	\$19,792,508	2009/2010	1) Construction of wastewater collection system, pumping station and treatment facility. 2) Construction of wastewater collection system, pumping station and treatment facility.
BC	GWA'SALA NAK	1	Wastewater	\$1,588,703	2009/2010	Contribution towards upgrade of Port

### Water and Wastewater Projects Above \$1.5 million Completed 2006-2007 to 2009-2010

Region	First Nation / First Nation Organization	# of projects over \$1.5M	Project name(s)	Project cost(s)	Fiscal Year Project Completed	Project Description(s)
	WAXDAXW and KWAKIUTL (2 First Nations)		and Water Treatment Upgrade			Hardy sewage treatment plant which treats sewage from both First Nations; work included upgrades to outfall, construction of clarifier, bioreactor and digester, and installation of UV effluent disinfection.
BC	HAGWILGET	1	Sewage Treatment	\$1,544,421	2009/2010	Construction of a wastewater treatment facility improvements.
BC	ISKUT INDIAN BAND	1	Drinking water system upgrade	\$2,430,380	2009/2010	Construction of a water treatment facility.
BC	KATZIE INDIAN BAND	1	Sanitary Sewer	\$1,854,816	2009/2010	Construction of on-reserve wastewater collection system and connection to adjacent municipality.
BC	KWICKSUTAINEU K	1	Water Treatment Plant Facility Upgrade	\$4,960,910	2009/2010	Construction of water treatment facility.
BC	LEQ'AMEL	1	Community Sewer and Drainage RI#8	\$1,831,074	2009/2010	Construction of wastewater pumping station and treatment facility.
BC	LITTLE SHUSWAP	1	Drinking Water System IR#1 and 2	\$2,348,866	2008/2009	Construction of 2 new wells, control building, chlorination system, bolted steel reservoir and distribution mains.
BC	LOWER NICOLA	1	Rocky Pines Water System	\$2,409,000	2009/2010	Construction of water storage facilities.
BC	MASSETT	1	Sewage Treatment and Disposal	\$4,069,965	2008/2009	Construction of wastewater pumping station and treatment facility.

### Water and Wastewater Projects Above \$1.5 million Completed 2006-2007 to 2009-2010

Region	First Nation / First Nation Organization	# of project s over \$1.5M	Project name(s)	Project cost(s)	Fiscal Year Project Completed	Project Description(s)
BC	MORICETOWN	1	Water Treatment Plant	\$5,444,683	2009/2010	Construction of water treatment facility expansion.
BC	NANOOSE	1	Water Supply Upgrade	\$2,384,794	2009/2010	Construction of water storage facilities.
BC	NUU-CHAH- NULTH TRIBAL COUNCIL	1	Sewer Forcemain IR #3 - Tofino #660 Tla -O-Qu	\$4,850,262	2009/2010	Construction of on-reserve wastewater collection system and connection to adjacent municipality.
BC	NUXALK	1	Water System Improvements	\$3,764,763	2009/2010	Construction of new well and pump house, chlorination building and booster station, and additional water storage and distribution mains.
BC	SIMPCW	1	Water System Improvements	\$1,955,462	2009/2010	Construction of a water supply wells and a water reservoir/treatment facility.
BC	SKIDEGATE	1	Sewage Treatment and Disposal	\$6,313,001	2009/2010	Construction of wastewater pumping station and treatment facility.
BC	SKOWKALE	1	Sewer Connection	\$3,709,770	2009/2010	Construction of wastewater pumping station and connection to adjacent municipality.
BC	TAKLA LAKE FIRST NATION	1	Sewage Effluent Disposal System Takla Lake I.R. #7 &7A	\$6,667,634	2009/2010	Construction of wastewater pumping station and treatment facility.
BC	UCLUELET	1	Sanitary Sewer System Upgrade	\$2,634,095	2009/2010	Construction of wastewater pumping station and connection to adjacent municipality.



## Water and Wastewater Projects Above \$1.5 million Completed 2006-2007 to 2009-2010

Region	First Nation / First Nation Organization	# of projects over \$1.5M	Project name(s)	Project cost(s)	Fiscal Year Project Completed	Project Description(s)
BC	ULKATCHO	1	Sewage Collection, Treatment and Disposal IR2 and 2a	\$3,604,607	2009/2010	Construction of wastewater pumping station and treatment facility.
BC	YEKOOCHÉ BAND	1	Sewage Treatment Improvement Yekooche I.R	\$5,613,716	2009/2010	Construction of wastewater pumping station and wastewater treatment facility.
<b>YUKON</b>						
YK	TAKU RIVER TLINGIT FIRST NATION	1	Construction of water treatment system	\$2,432,178	2008/2009	New water treatment system - 40 dwellings served by truck and 15 dwelling on pipe
YK	WHITE RIVER FIRST NATION	2	New water treatment systems	\$3,287,577	2008/2009	Two new water treatment plants and water distribution systems built to AANDC design standards including backup wells and power. System #1 has 11 connections and System #2 has 8 connections; both are designed to be upgradable for future development.
<b>Total Completed Projects above \$1.5 million:</b>		<b>130</b>				