



HOMELESSNESS Partnering Strategy

2016

SHELTER CAPACITY REPORT



You can download this publication by going online:

publicentre.esdc.gc.ca

This document is available on demand in multiple formats by contacting
1 800 O-Canada (1-800-622-6232), teletypewriter (TTY), 1-800-926-9105.

© Her Majesty the Queen in right of Canada, 2017

droitdauteur.copyright@HRSDC-RHDCC.gc.ca

PDF

Cat. No.: Em9-3E-PDF

ISSN: 1925-718X

ESDC

Cat. No.: ISSD-044-03-17E

TABLE OF CONTENTS

1

INTRODUCTION

2

TYPES OF SHELTERS

3

SHELTER CAPACITY

4

NATIONAL SUMMARY: EMERGENCY SHELTERS (2016)

5

EMERGENCY SHELTERS BY CLIENTELE SERVED (2016)

6

EMERGENCY SHELTERS AND SHELTER BEDS BY COMMUNITY (2016)

Newfoundland and Labrador	6
Nova Scotia	6
New Brunswick	6
Prince Edward Island	7
Québec	7
Ontario	8
Manitoba	9
Saskatchewan	9
Alberta	10
British Columbia	10
Yukon	11
Northwest Territories	11
Nunavut	12

13

APPENDIX A: TRANSITIONAL HOUSING BY CLIENTELE SERVED (2016)

14

APPENDIX B: VIOLENCE AGAINST WOMEN SHELTERS (2016)

INTRODUCTION

The annual Shelter Capacity Report provides capacity statistics for emergency homeless shelters in Canada. The number of shelter facilities and the number of permanent beds are reported for each province and territory, as well as by community. In addition, brief overviews of Transitional Housing facilities and Violence Against Women shelters are provided in the appendices.


The information contained in this report was obtained from the National Service Provider List (NSPL), a comprehensive listing of homeless shelters in Canada. The NSPL is maintained by the Community Development and Homelessness Partnerships Directorate as part of the National Homelessness Information System (NHIS), a data development initiative that focuses on the collection and analysis of homeless shelter data in Canada.

Types of Shelters

EMERGENCY SHELTERS are defined as facilities providing temporary, short-term accommodation for homeless individuals and families. This may or may not include other services such as food, clothing or counselling.

TRANSITIONAL HOUSING provides temporary shelter, but can be differentiated from emergency shelters by the longer length of stay and greater intensity of support services offered to clients. Transitional housing is an intermediate step between emergency shelter and permanent housing. Support services help clients gain stability and self-sufficiency to maintain permanent housing. Stays are typically between three months and three years.

VIOLENCE AGAINST WOMEN (VAW) SHELTERS are defined as facilities providing temporary shelter to single women or women with children fleeing domestic abuse. They may function in either a crisis capacity or as transitional or second-stage housing.



Emergency shelters and transitional housing are further characterized according to the clients they serve.



MEN'S SHELTERS provide services to adult males. Some also accept youth.



YOUTH SHELTERS provide services to youth. Shelters have varying definitions of youth, which may include a range of ages from 12 to 29 years.



WOMEN'S SHELTERS provide services to adult females. Some also accept youth.



FAMILY SHELTERS provide services to families and adults with dependants. Some also accept single adult women without dependants.



GENERAL SHELTERS provide services to adult males and females. Some also accept youth.

Shelter Capacity

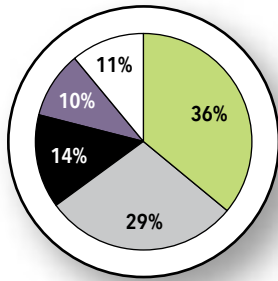


401
Emergency
Shelters



15,450
Permanent
Beds

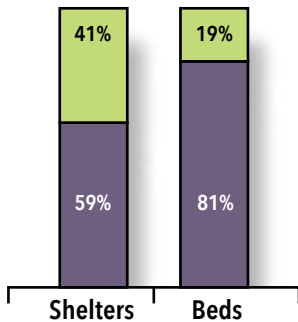
These numbers have remained relatively stable over the past five years.



Family
 Youth
 Women's
 Men's
 General

Emergency Shelter Beds by Clientele Served

- 36% of shelter beds in Canada are found in general shelters serving both men and women.
- Men's shelters account for a greater percentage of all shelter beds (29%) compared to women's shelters (14%).
- Family shelters account for 11% of all shelter beds.
- Shelters that exclusively serve youth tend to be smaller in size. Although they make up almost a quarter of all shelters, they account only for 10% of all emergency shelter beds.



small communities (population < 300,000)
 large communities (population > 300,000)

Community

The majority of shelter beds (81%) are found in large cities. While smaller communities have fewer shelter beds, they still account for nearly half (41%) of all emergency shelters.

The average number of beds is 18 per shelter in small communities versus 53 per shelter in large communities.



National Summary: Emergency Shelters (2016)*

Province/Territory	2016		2015		2013-2014	
	Shelters	Beds	Shelters	Beds	Shelters	Beds
Newfoundland and Labrador	5	53	5	53	5	53
Nova Scotia	8	208	7	193	7	188
New Brunswick	9	150	9	150	8	155
Prince Edward Island	1	7	1	7	1	7
Québec	74	1,948	79	1,995	86	2,091
Ontario	147	6,622	145	6,715	137	6,843
Manitoba	15	661	15	661	16	713
Saskatchewan	21	439	21	459	24	513
Alberta	36	3,182	36	3,182	36	2,853
British Columbia	76	2,019	72	1,859	74	1,907
Yukon	3	27	3	20	3	16
Northwest Territories	4	100	4	100	4	109
Nunavut	2	34	2	34	2	34
CANADA	401	15,450	399	15,428	403	15,482

* Changes in the reported number of shelters and beds during the years 2013 to 2016 primarily reflect updated information rather than actual changes in national shelter capacity.

Emergency Shelters by Clientele Served (2016)

Province/Territory	General		Men's		Women's		Youth		Family		Total	
	Shelters	Beds	Shelters	Beds	Shelters	Beds	Shelters	Beds	Shelters	Beds	Shelters	Beds
Newfoundland and Labrador	2	24	0	0	0	0	2	17	1	12	5	53
Nova Scotia	2	25	2	120	3	43	1	20	0	0	8	208
New Brunswick	3	66	2	45	2	24	2	15	0	0	9	150
Prince Edward Island	0	0	1	7	0	0	0	0	0	0	1	7
Québec	25	418	9	891	12	261	27	324	1	54	74	1,948
Ontario	28	854	37	2,546	26	1,070	36	728	20	1,424	147	6,622
Manitoba	10	534	0	0	0	0	2	24	3	103	15	661
Saskatchewan	4	70	4	116	10	242	3	11	0	0	21	439
Alberta	17	2,416	4	389	4	134	10	183	1	60	36	3,182
British Columbia	40	1,203	10	356	11	285	12	140	3	35	76	2,019
Yukon	1	14	0	0	1	2	1	11	0	0	3	27
Northwest Territories	0	0	1	35	1	23	1	10	1	32	4	100
Nunavut	0	0	1	22	1	12	0	0	0	0	2	34
CANADA	132	5,624	71	4,527	71	2,096	97	1,483	30	1,720	401	15,450

Emergency Shelters and Shelter Beds by Community (2016)

Newfoundland and Labrador

	General		Men's		Women's		Youth		Family		Total	
	Shelters	Beds	Shelters	Beds	Shelters	Beds	Shelters	Beds	Shelters	Beds	Shelters	Beds
St. John's	2	24	0	0	0	0	2	17	1	12	5	53
TOTAL	2	24	0	0	0	0	2	17	1	12	5	53

Nova Scotia

	General		Men's		Women's		Youth		Family		Total	
	Shelters	Beds	Shelters	Beds	Shelters	Beds	Shelters	Beds	Shelters	Beds	Shelters	Beds
Halifax	0	0	2	120	2	36	1	20	0	0	5	176
Sydney	1	10	0	0	1	7	0	0	0	0	2	17
Truro	1	15	0	0	0	0	0	0	0	0	1	15
TOTAL	2	25	2	120	3	43	1	20	0	0	8	208

New Brunswick

	General		Men's		Women's		Youth		Family		Total	
	Shelters	Beds	Shelters	Beds	Shelters	Beds	Shelters	Beds	Shelters	Beds	Shelters	Beds
Bathurst	1	6	0	0	0	0	0	0	0	0	1	6
Fredericton	0	0	1	25	1	14	0	0	0	0	2	39
Miramichi	0	0	0	0	0	0	1	5	0	0	1	5
Moncton	2	60	0	0	0	0	0	0	0	0	2	60
Saint John	0	0	1	20	1	10	1	10	0	0	3	40
TOTAL	3	66	2	45	2	24	2	15	0	0	9	150

Prince Edward Island

	General		Men's		Women's		Youth		Family		Total	
	Shelters	Beds	Shelters	Beds	Shelters	Beds	Shelters	Beds	Shelters	Beds	Shelters	Beds
Charlottetown	0	0	1	7	0	0	0	0	0	0	1	7
TOTAL	0	0	1	7	0	0	0	0	0	0	1	7

Québec

	General		Men's		Women's		Youth		Family		Total	
	Shelters	Beds	Shelters	Beds	Shelters	Beds	Shelters	Beds	Shelters	Beds	Shelters	Beds
Amos	1	8	0	0	0	0	0	0	0	0	1	8
Baie-Comeau	0	0	1	17	0	0	0	0	0	0	1	17
Drummondville	1	9	0	0	0	0	1	9	0	0	2	18
Fermont	0	0	0	0	1	6	0	0	0	0	1	6
Gatineau	1	55	0	0	0	0	1	6	0	0	2	61
Granby	0	0	0	0	0	0	1	20	0	0	1	20
Grand-Mère	1	15	0	0	0	0	0	0	0	0	1	15
Ham-Sud	1	17	0	0	0	0	0	0	0	0	1	17
Joliette	1	10	0	0	0	0	2	21	0	0	3	31
Mont-Laurier	1	9	0	0	0	0	0	0	0	0	1	9
Montréal	4	79	6	832	9	235	17	226	1	54	37	1,426
Québec City	3	52	1	39	1	12	2	14	0	0	7	117
Rouyn-Noranda	1	15	0	0	0	0	0	0	0	0	1	15
Saguenay	2	45	1	3	0	0	0	0	0	0	3	48
St-Eugène-de-Guigues	1	14	0	0	0	0	0	0	0	0	1	14
Sherbrooke	1	22	0	0	1	8	1	8	0	0	3	38
St-Georges	2	25	0	0	0	0	0	0	0	0	2	25
Thetford Mines	1	9	0	0	0	0	0	0	0	0	1	9
Trois-Rivières	1	8	0	0	0	0	1	11	0	0	2	19
Valleyfield	2	26	0	0	0	0	0	0	0	0	2	26
Victoriaville	0	0	0	0	0	0	1	9	0	0	1	9
TOTAL	25	418	9	891	12	261	27	324	1	54	74	1,948

Ontario

	General		Men's		Women's		Youth		Family		Total	
	Shelters	Beds	Shelters	Beds	Shelters	Beds	Shelters	Beds	Shelters	Beds	Shelters	Beds
Barrie-Simcoe	1	20	1	20	0	0	1	15	0	0	3	55
Brantford	1	36	1	38	0	0	1	20	0	0	3	94
Cochrane	0	0	1	10	0	0	0	0	0	0	1	10
Dufferin Region	0	0	0	0	0	0	1	20	0	0	1	20
Durham Region	0	0	1	40	1	45	1	13	1	20	4	118
Guelph	0	0	1	18	1	14	1	16	2	35	5	83
Halton Region	2	35	0	0	0	0	0	0	1	20	3	55
Hamilton	0	0	3	215	1	20	1	20	1	103	6	358
Hunsville	0	0	1	8	0	0	0	0	0	0	1	8
Jarvis	0	0	0	0	0	0	1	8	0	0	1	8
Kenora	1	25	0	0	0	0	0	0	0	0	1	25
Kingston	2	39	1	18	2	24	1	15	0	0	6	96
Lindsay	1	19	0	0	0	0	0	0	0	0	1	19
London	1	45	2	255	1	31	0	0	1	41	5	372
Niagara Region	3	81	0	0	1	20	2	30	1	16	7	147
Nippissing/North Bay	1	19	0	0	1	10	0	0	0	0	2	29
Ottawa	1	12	3	449	2	115	2	24	3	554	11	1,154
Peel Region	1	119	1	60	0	0	1	14	1	225	4	418
Peterborough	0	0	1	40	1	10	1	15	1	15	4	80
Red Lake	1	18	0	0	0	0	0	0	0	0	1	18
Sarnia	1	25	1	12	0	0	1	9	1	8	4	54
Sault Ste. Marie	0	0	1	24	1	7	1	10	1	7	4	48
Sioux Lookout	2	34	0	0	0	0	0	0	0	0	2	34
Stratford	0	0	0	0	0	0	1	14	0	0	1	14
Sudbury	0	0	1	36	0	0	1	16	1	20	3	72
Thunder Bay	1	42	2	34	0	0	0	0	0	0	3	76
Timmins	1	28	0	0	0	0	0	0	0	0	1	28
Toronto	3	190	12	1,145	12	735	10	374	3	240	40	2,684
Waterloo Region	2	42	1	39	0	0	4	45	1	60	8	186
Windsor	2	25	1	56	1	11	1	10	0	0	5	102
York Region	0	0	1	29	1	28	3	40	1	60	6	157
TOTAL	28	854	37	2,546	26	1,070	36	728	20	1,424	147	6,622

Manitoba

	General		Men's		Women's		Youth		Family		Total	
	Shelters	Beds	Shelters	Beds	Shelters	Beds	Shelters	Beds	Shelters	Beds	Shelters	Beds
Brandon	1	3	0	0	0	0	0	0	1	9	2	12
Dauphin	1	6	0	0	0	0	0	0	0	0	1	6
Flin Flon	1	26	0	0	0	0	0	0	0	0	1	26
Swan River	1	10	0	0	0	0	0	0	0	0	1	10
The Pas	0	0	0	0	0	0	0	0	1	34	1	34
Thompson	1	24	0	0	0	0	0	0	0	0	1	24
Winnipeg	5	465	0	0	0	0	2	24	1	60	8	549
TOTAL	10	534	0	0	0	0	2	24	3	103	15	661

Saskatchewan

	General		Men's		Women's		Youth		Family		Total	
	Shelters	Beds	Shelters	Beds	Shelters	Beds	Shelters	Beds	Shelters	Beds	Shelters	Beds
Moose Jaw	1	12	0	0	0	0	0	0	0	0	1	12
North Battleford	1	16	0	0	0	0	0	0	0	0	1	16
Prince Albert	1	22	0	0	2	58	0	0	0	0	3	80
Regina	0	0	2	64	3	88	0	0	0	0	5	152
Saskatoon	1	20	2	52	5	96	3	11	0	0	11	179
TOTAL	4	70	4	116	10	242	3	11	0	0	21	439

Alberta

	General		Men's		Women's		Youth		Family		Total	
	Shelters	Beds	Shelters	Beds	Shelters	Beds	Shelters	Beds	Shelters	Beds	Shelters	Beds
Calgary	5	1,746	1	80	2	18	3	45	1	60	12	1,949
Edmonton	4	307	1	249	2	116	2	88	0	0	9	760
Grand Prairie	1	92	0	0	0	0	1	14	0	0	2	106
High Level	1	20	0	0	0	0	0	0	0	0	1	20
Lethbridge	1	80	0	0	0	0	1	14	0	0	2	94
Lloydminster	0	0	1	28	0	0	0	0	0	0	1	28
Medicine Hat	1	30	0	0	0	0	1	6	0	0	2	36
Red Deer	2	61	0	0	0	0	1	8	0	0	3	69
Wood Buffalo	2	80	1	32	0	0	1	8	0	0	4	120
TOTAL	17	2,416	4	389	4	134	10	183	1	60	36	3,182

British Columbia

	General		Men's		Women's		Youth		Family		Total	
	Shelters	Beds	Shelters	Beds	Shelters	Beds	Shelters	Beds	Shelters	Beds	Shelters	Beds
Abbotsford	1	20	0	0	0	0	1	14	0	0	2	34
Campbell River	1	22	0	0	0	0	0	0	0	0	1	22
Chetwynd	1	3	0	0	0	0	0	0	0	0	1	3
Chilliwack	1	11	0	0	0	0	0	0	0	0	1	11
Courtenay	1	14	0	0	0	0	0	0	0	0	1	14
Dawson Creek	1	8	0	0	0	0	0	0	0	0	1	8
Duncan	1	30	0	0	0	0	0	0	0	0	1	30
Fort Nelson	1	6	0	0	0	0	0	0	0	0	1	6
Fort St. John	1	20	0	0	0	0	0	0	0	0	1	20
Kamloops	1	35	0	0	0	0	1	6	0	0	2	41
Kelowna	1	60	0	0	1	20	1	10	0	0	3	90
Mission	1	20	0	0	0	0	0	0	0	0	1	20
Nanaimo	0	0	1	23	1	10	0	0	0	0	2	33
Nelson	1	17	0	0	0	0	0	0	0	0	1	17
Penticton	1	11	0	0	0	0	0	0	0	0	1	11

(Continued)

British Columbia (Continued)

	General		Men's		Women's		Youth		Family		Total	
	Shelters	Beds	Shelters	Beds	Shelters	Beds	Shelters	Beds	Shelters	Beds	Shelters	Beds
Port Alberni	1	12	0	0	0	0	0	0	0	0	1	12
Prince George	1	30	1	21	1	30	1	10	0	0	4	91
Prince Rupert	1	10	0	0	0	0	0	0	0	0	1	10
Quesnel	1	10	0	0	0	0	0	0	0	0	1	10
Smithers	1	9	0	0	0	0	0	0	0	0	1	9
Squamish	1	15	0	0	0	0	0	0	0	0	1	15
Terrace	1	16	0	0	0	0	0	0	0	0	1	16
Vancouver	14	595	7	291	7	200	7	90	2	30	37	1,206
Vernon	1	25	0	0	0	0	0	0	0	0	1	25
Victoria	3	174	1	21	1	25	1	10	1	5	7	235
Williams Lake	1	30	0	0	0	0	0	0	0	0	1	30
TOTAL	40	1,203	10	356	11	285	12	140	3	35	76	2,019

Yukon

	General		Men's		Women's		Youth		Family		Total	
	Shelters	Beds	Shelters	Beds	Shelters	Beds	Shelters	Beds	Shelters	Beds	Shelters	Beds
Dawson City	0	0	0	0	1	2	0	0	0	0	1	2
Whitehorse	1	14	0	0	0	0	1	11	0	0	2	25
TOTAL	1	14	0	0	1	2	1	11	0	0	3	27

Northwest Territories

	General		Men's		Women's		Youth		Family		Total	
	Shelters	Beds	Shelters	Beds	Shelters	Beds	Shelters	Beds	Shelters	Beds	Shelters	Beds
Yellowknife	0	0	1	35	1	23	1	10	1	32	4	100
TOTAL	0	0	1	35	1	23	1	10	1	32	4	100

Nunavut

	General		Men's		Women's		Youth		Family		Total	
	Shelters	Beds	Shelters	Beds	Shelters	Beds	Shelters	Beds	Shelters	Beds	Shelters	Beds
Iqaluit	0	0	1	22	1	12	0	0	0	0	2	34
TOTAL	0	0	1	22	1	12	0	0	0	0	2	34

Appendix A: Transitional Housing by Clientele Served (2016)

Province/Territory	General		Men's		Women's		Youth		Family		Total	
	Shelters	Beds	Shelters	Beds	Shelters	Beds	Shelters	Beds	Shelters	Beds	Shelters	Beds
Newfoundland and Labrador	2	74	1	2	2	12	2	25	0	0	7	113
Nova Scotia	0	0	1	19	3	42	2	15	0	0	6	76
New Brunswick	0	0	0	0	1	12	1	8	0	0	2	20
Prince Edward Island	0	0	0	0	0	0	0	0	0	0	0	0
Québec	26	610	22	525	12	210	30	362	5	79	95	1,786
Ontario	19	747	18	513	5	94	24	298	4	446	70	2,098
Manitoba	7	159	3	75	0	0	2	10	2	42	14	286
Saskatchewan	3	71	6	103	3	36	13	170	1	16	26	396
Alberta	12	525	3	315	6	182	8	80	2	101	31	1,203
British Columbia	20	627	4	70	4	50	3	57	0	0	31	804
Yukon	0	0	0	0	0	0	0	0	0	0	0	0
Northwest Territories	0	0	1	32	0	0	0	0	1	5	2	37
Nunavut	0	0	0	0	0	0	0	0	0	0	0	0
CANADA	89	2,813	59	1,654	36	638	85	1,025	15	689	284	6,819

Appendix B: Violence Against Women Shelters (2016)

Province/Territory	Shelters	Beds
Newfoundland and Labrador	14	136
Nova Scotia	16	224
New Brunswick	16	230
Prince Edward Island	3	45
Québec	94	1,118
Ontario	118	2,291
Manitoba	20	387
Saskatchewan	18	301
Alberta	44	1,032
British Columbia	94	994
Yukon	5	37
Northwest Territories	5	44
Nunavut	5	34
CANADA	452	6,873