



Government  
of Canada

Gouvernement  
du Canada

Canadian General  
Standards Board

Office des normes  
générales du Canada

**CAN/CGSB-53.148-2011**

Supersedes CAN/CGSB-53.148-2004

# Remanufactured toner cartridges


ICS 37.100.10



Standards Council of Canada  
Conseil canadien des normes

**National Standard of Canada**

Canada 

*Experience and excellence*  
*Expérience et excellence* 

The CANADIAN GENERAL STANDARDS BOARD (CGSB), under whose auspices this National Standard of Canada has been developed is a government agency within Public Works and Government Services Canada. CGSB is engaged in the production of voluntary standards in a wide range of subject areas through the media of standards committees and the consensus process. The standards committees are composed of representatives of relevant interests including producers, consumers and other users, retailers, governments, educational institutions, technical, professional and trade societies, and research and testing organizations. Any given standard is developed on the consensus of views expressed by such representatives.

CGSB has been accredited by the Standards Council of Canada as a national standards-development organization. The standards that it develops and offers as National Standards of Canada conform to the criteria and procedures established for this purpose by the Standards Council of Canada. In addition to standards it publishes as national standards, CGSB produces standards to meet particular needs, in response to requests from a variety of sources in both the public and private sectors. Both CGSB standards and CGSB national standards are developed in conformance with the policies described in the CGSB Policy Manual for the Development and Review of Standards.

CGSB standards are subject to review and revision to ensure that they keep abreast of technological progress. Suggestions for their improvement, which are always welcome, should be brought to the notice of the standards committees concerned. Changes to standards are issued either as separate amendment sheets or in new editions of standards.

An up-to-date listing of CGSB standards, including details on latest issues and amendments, and ordering instructions, is found in the CGSB Catalogue, which is published annually and is available without charge upon request. More information is available about CGSB products and services at our Web site — [www.ongc-cgsb.gc.ca](http://www.ongc-cgsb.gc.ca).

Although the intended primary application of this standard is stated in its Scope, it is important to note that it remains the responsibility of the users of the standard to judge its suitability for their particular purpose.

The testing and evaluation of a product against this standard may require the use of materials and/or equipment that could be hazardous. This document does not purport to address all the safety aspects associated with its use. Anyone using this standard has the responsibility to consult the appropriate authorities and to establish appropriate health and safety practices in conjunction with any applicable regulatory requirements prior to its use. CGSB neither assumes nor accepts any responsibility for any injury or damage that may occur during or as the result of tests, wherever performed.

Attention is drawn to the possibility that some of the elements of this Canadian standard may be the subject of patent rights. CGSB shall not be held responsible for identifying any or all such patent rights. Users of this standard are expressly advised that determination of the validity of any such patent rights is entirely their own responsibility.

Further information on CGSB and its services and standards may be obtained from:

The Manager  
Standards Division  
Canadian General Standards Board  
Gatineau, Canada  
K1A 1G6

The STANDARDS COUNCIL OF CANADA is the coordinating body of the National Standards System, a coalition of independent, autonomous organizations working towards the further development and improvement of voluntary standardization in the national interest.

The principal objects of the SCC are to foster and promote voluntary standardization as a means of advancing the national economy, benefiting the health, safety and welfare of the public, assisting and protecting the consumer, facilitating domestic and international trade, and furthering international cooperation in the field of standards.

A National Standard of Canada (NSC) is a standard prepared or reviewed by an accredited Standards Development Organization (SDO) and approved by the SCC according to the requirements of CAN-P-2. Approval does not refer to the technical content of the standard; this remains the continuing responsibility of the SDO. A NSC reflects a consensus of a number of capable individuals whose collective interests provide, to the greatest practicable extent, a balance of representation of general interests, producers, regulators, users (including consumers), and others with relevant interests, as may be appropriate to the subject in hand. It normally is a standard, which is capable of making a significant and timely contribution to the national interest.

Those who have a need to apply standards are encouraged to use NSCs. These standards are subject to periodic review. Users of NSCs are cautioned to obtain the latest edition from the SDO, which publishes the standard.

The responsibility for approving standards as National Standards of Canada rests with the:

Standards Council of Canada  
200-270 Albert Street  
Ottawa, Ontario  
K1P 6N7

## How to order **CGSB** Publications:

by telephone — 819-956-0425 *or*  
— 1-800-665-2472

by fax — 819-956-5740

by mail — CGSB Sales Centre  
Gatineau, Canada  
K1A 1G6

in person — Place du Portage  
Phase III, 6B1  
11 Laurier Street  
Gatineau, Quebec


by email — [ncr.cgsb-ongc@pwgsc.gc.ca](mailto:ncr.cgsb-ongc@pwgsc.gc.ca)

on the Web — [www.ongc-cgsb.gc.ca](http://www.ongc-cgsb.gc.ca)

## **Remanufactured toner cartridges**

CETTE NORME NATIONALE DU CANADA EST DISPONIBLE EN VERSIONS  
FRANÇAISE ET ANGLAISE.

Prepared by the  
**Canadian General Standards Board** 

Approved by the  
**Standards Council of Canada** 

**Published April 2011 by the**  
Canadian General Standards Board  
**Gatineau, Canada K1A 1G6**

© HER MAJESTY THE QUEEN IN RIGHT OF CANADA,  
as represented by the Minister of Public Works and Government Services,  
the Minister responsible for the Canadian General Standards Board (2011).

No part of this publication may be reproduced in any form without the prior permission of the publisher.

CANADIAN GENERAL STANDARDS BOARD

**Committee on Remanufactured Toner Cartridges**

*(Voting membership at date of approval)*

**Chair**

Simon, T.<sup>1</sup> TANDA Laboratories Inc.

**General Interest Category**

Comtois, M. Micom Laboratories Inc.  
Eyre, E. Humber College  
Holloran, A. Lowe-Martin Group  
O'Driscoll, C. Public Works and Government Services Canada  
Acquisition Strategy and Relations Directorate  
Walden, J. Public Works and Government Services Canada  
Office of Small and Medium Enterprises

**Producer Category**

Alty, A. Laser Cartridge Services, Inc.  
Forward, M. ImageRite Ltd.  
Glover, T. West Point Products Canada  
Ilacqua, C. Envirolaser Ltd.  
Jordan, R. Clover Technologies Group  
Niehaus, P. Laser Valley Technologies Corp.  
Paradis, E. Infolaser Ottawa Inc.  
Ruel, B. Integrated Laser Technologies, Inc.

**User Category**

Cook, B. City of Edmonton  
Eugen, D. Government of Ontario  
Ferris, C. Toronto District School Board  
Fortune, D. McGill University  
Yip, J. Public Works and Government Services Canada  
Commercial and Consumer Products Directorate

**Secretary (non-voting)**

Schuessler, M. Canadian General Standards Board

*Acknowledgment is made for the translation of this National Standard of Canada by the Translation Bureau of Public Works and Government Services Canada.*

*A special acknowledgment to A. Haig, S. Burke and M. Oskui for their significant contribution.*

<sup>1</sup> General interest

<b>Contents</b>	<b>Page</b>
Introduction.....	ii
1 Scope.....	1
2 Normative references.....	1
3 Terms and definitions .....	2
4 General requirements .....	3
4.1 Materials .....	3
4.2 Disassembly.....	3
4.3 Remanufacturing .....	3
4.4 Replacement parts .....	3
4.5 Impression capability of cartridge .....	4
4.6 Warranty on device damage.....	4
4.7 Cartridge cleaning .....	4
4.8 Device electronics .....	4
5 Detailed requirements.....	4
5.1 Disassembly.....	4
5.2 Maintenance and reassembly.....	4
5.3 Serial number.....	5
5.4 Wiper wand .....	5
5.5 Performance.....	5
6 Preparation for delivery .....	6
6.1 Packaging.....	6
6.2 Labelling identification .....	6
6.3 Maintenance instructions and warranty.....	6
7 Inspection.....	7
7.1 Defects.....	7
7.2 Testing .....	7
8 Additional requirements .....	9
8.1 Reporting requirements.....	9
Bibliography.....	10
Figure 1.....	11
Figure 2.....	12

## Introduction

Remanufactured Toner Cartridges are toner cartridges that have been refurbished for reuse. They are office supplies for laser print devices. The industry for remanufactured toner cartridges was developed as a result of a desire by Canadians to purchase more environmentally preferable products for use in the office while considering costs compared to original equipment manufacturer (OEM) toner cartridges.

Historically, a perception existed amongst consumers that remanufactured toner cartridges were inferior to OEM toner cartridges in terms of quality, cost and lifetime performance. This standard is written to present testing criteria for setting equal or better quality requirements and to specify requirements for warranty information and packaging instructions that a remanufactured toner cartridge shall meet.

This standard supports the national economy by providing clear and measurable attributes specifically for remanufactured toner cartridge products. The standard protects consumers by specifying the requirements for cartridge warranties and quality expectations. It is the foundation for a national conformity program, thereby facilitating trade. Furthermore, the standard supports green procurement initiatives and sustainable development by reusing otherwise discarded toner cartridge components in the production of remanufactured toner cartridges. The fundamental goal of this standard is to ensure that a spent toner cartridge (the casing and other components) is reused as much as possible in the new remanufactured product, and that the end product is not merely a composite of new components. The integrity of the remanufacturing process, i.e. to ensure a robust, quality end product, is also integral to the standard.

# Remanufactured toner cartridges

## 1 Scope

This National Standard of Canada specifies the manufacturing, performance and labelling requirements for remanufactured toner cartridges for monochrome laser print devices, including but not limited to printers, multi-function devices, copiers and facsimile (fax) machines.

**Note:** Some cartridges, because of their original OEM design and construction, may be more suitable than others for remanufacturing. Moreover, the life of the drum depends on the roughness of the paper used, the amount of continuous use (causing overheating), the length of time the printer is left switched on, and the quantity of graphics (as distinct from text) printed. Consequently, no definite statement can be made about the number of times a cartridge can be remanufactured.

The testing and evaluation of a product against this standard may require the use of materials and/or equipment that could be hazardous. This document does not purport to address all the safety aspects associated with its use. Anyone using this standard has the responsibility to consult the appropriate authorities and to establish appropriate health and safety practices in conjunction with any applicable regulatory requirements prior to its use.

## 2 Normative references

The following documents contain provisions that, through reference in this text, constitute provisions of this National Standard of Canada. The referenced documents may be obtained from the sources noted below.

An undated reference is to the latest edition or revision of the reference or document in question, unless otherwise specified by the authority applying this standard. A dated reference is to the specified revision or edition of the reference or document in question. However, parties to agreements based on this National Standard of Canada are encouraged to investigate the possibility of applying the most recent editions of the normative documents indicated below.

### 2.1 Canadian General Standards Board

CAN/CGSB-9.51 — *Dry toner xerographic copy and electrostatic duplicating copy paper*

#### 2.1.1 Source

The above may be obtained from the Canadian General Standards Board, Sales Centre, Gatineau, Canada K1A 1G6. Telephone 819-956-0425 or 1-800-665-2472. Fax 819-956-5740. E-mail [ncr.cgsb-ongc@pwgsc.gc.ca](mailto:ncr.cgsb-ongc@pwgsc.gc.ca). Web site [www.ongc-cgsb.gc.ca](http://www.ongc-cgsb.gc.ca).

### 2.2 International Organization for Standardization

ISO 780:1997 — *Packaging — Pictorial marking for handling of goods*

#### 2.2.1 Source

The above may be obtained from IHS Canada, 1 Antares Drive, Suite 200, Ottawa, Ontario K2E 8C4. Telephone 613-237-4250 or 1-800-387-4408. Fax 613-237-4251. E-mail [gic@ihscanada.ca](mailto:gic@ihscanada.ca). Web site [canada.ihs.com](http://canada.ihs.com).

### 3 Terms and definitions

For the purposes of this National Standard of Canada, the following terms and definitions apply.

#### 3.1

##### **adhesion**

the bond between the imaged toner and the copy paper by surface attachment

#### 3.2

##### **assembly**

the putting together of a group of cartridge parts that fit together to form a self-contained unit

#### 3.3

##### **aftermarket drum**

a replacement organic photoreceptor cell (OPC) drum that was not originally manufactured, in whole or in part, or distributed by the original equipment manufacturer (OEM), and is equal to or better in performance than the OEM OPC drum

#### 3.4

##### **blasting**

particles of toner deposited outside the actual printed area of the defined image

#### 3.5

##### **background scatter**

a print quality defect of particles of toner randomly deposited and fused on the page

#### 3.6

##### **conditioned equipment and paper**

equipment or paper that is at equilibrium with prescribed ambient temperature and humidity conditions

#### 3.7

##### **control cartridges**

control cartridges shall be OEM cartridges randomly purchased from different lots and manufactured by the same manufacturer as the printer, and used in the determination of the performance requirements of remanufactured cartridges

#### 3.8

##### **disassembly**

the reversal of the process of assembly such that the original parts or components remain undamaged and their structural integrity is maintained and the disassembly process does not render the cartridge unsuitable for further remanufacturing

#### 3.9

##### **image density**

a relative measurement of the darkness of a printed area using a reflection densitometer

#### 3.10

##### **impression**

an imaged page produced by the print device. Similar to the term 'copy', though a copy is an exact image produced on a photocopier machine, whereas an impression is a variable image from a laser print device

#### 3.11

##### **refurbishing**

cleaning, and if required, resurfacing the OPC drum to remove contamination (e.g. used toner particles), and to restore durability and performance



**3.12****remanufacturing**

the disassembly of previously used toner cartridges into components and the assembly of the reusable parts into functioning toner cartridges, introducing new components only where necessary or where expressly required by this standard

**3.13****smudging**

a print quality defect consisting of a mark made by smearing toner to a non-imaged area

**3.14****streaking**

a print quality defect consisting of a line where no or a limited amount of toner was applied, thus showing a great contrast with the surrounding solid print area

**3.15****voids**

missing toner on the printed portion of characters or graphics

**3.16****yield**

the number of copies of acceptable quality produced by a cartridge using a specified test pattern.

## **4 General requirements**

### **4.1 Materials**

The materials used for remanufacturing the cartridge shall be of the best quality. All work shall be executed in a climate-controlled area with the temperature not exceeding 30°C and the relative humidity (RH) between 35% and 60% at least 24 h prior to testing. Written procedures for the remanufacturing process, including inspections, testing and cautionary instructions, shall be available at the manufacturer's facility.

### **4.2 Disassembly**

The disassembly (dismantling) process, including the removal of pins, screws etc., and the separation of joints, shall be carried out in a manner that does not damage any part of the cartridge or change its functional design.

### **4.3 Remanufacturing**

The remanufacturing process, including repairs, upgrades, materials and quality of work, shall be free of any characteristics or defects that may render the cartridge unsuitable for further remanufacturing. Any required<sup>1</sup> cutting or drilling of the cartridge components shall be completely resealed to prevent toner leakage and shall ensure that the cartridge can be remanufactured again in the future.

### **4.4 Replacement parts**

Replacement parts shall be of equal or better quality than that of the OEM parts, of the same shape and size as the original parts, and of comparable material.

<sup>1</sup> Where components cannot otherwise be opened, except by cutting or drilling.

#### 4.5 Impression capability of cartridge

The remanufactured cartridge shall produce a quality of impression equal to or better than that of the control cartridges and shall be capable of retaining this quality of impression to produce a yield equal to or greater than the yield of the control cartridges.

#### 4.6 Warranty on device damage

The remanufactured cartridge shall not cause damage to any laser print device for which it is intended. A warranty shall be provided with each cartridge, guaranteeing to clean, repair or replace any part of the laser print device damaged or adversely affected by the use of the remanufactured cartridge<sup>2</sup>. The warranty shall also guarantee to replace or refund the cost of any cartridge failing to meet the requirements of this standard. The terms of the warranty shall be equal to or better than those of the OEM cartridge.

#### 4.7 Cartridge cleaning

The toner compartment, waste bin and all other components of the cartridge shall be thoroughly cleaned prior to assembly. All remaining toner in used cartridges shall be disposed of in a manner that is in compliance with legislative requirements or recycled (i.e. the spent toner shall not be reused in the newly remanufactured cartridge, but the spent toner may be recycled if facilities exist for repurposing of carbon).

#### 4.8 Device electronics

If the remanufactured cartridge requires a microchip to operate in the laser print device, it shall be modified or replaced to allow the cartridge to operate as, or equivalent to, the OEM cartridge.

### 5 Detailed requirements

#### 5.1 Disassembly

All parts necessary for the remanufacturing of the cartridge shall be removed.

**Note:** These parts include such items as screws, springs, clips, plugs, counter assembly, primary charge roller, OPC drum, waste bin, axles and toner casing with magnetic roller. Care should be taken to prevent damage to fragile parts during disassembly, cleaning, maintenance and reassembly of the cartridge.

#### 5.2 Maintenance and reassembly

##### 5.2.1 Examination for wear

All parts of the cartridge shall be examined for wear and replaced as necessary.

##### 5.2.2 Reassembly

The seal, where applicable, shall be installed; the toner compartment replenished with toner (par. 5.2.3); and the magnetic roller and doctor blade installed and adjusted if necessary. Adjustment of the doctor blade is required only if the blade was removed or a problem related to a doctor blade was experienced during the pre-test.

---

<sup>2</sup> If a faulty cartridge is suspected of having caused damage to a print device, the cartridge supplier should be contacted before scheduling any maintenance to the printer.

### 5.2.3 Toner

The toner shall be traceable to the manufacturer's lot or batch number. It shall be black toner intended for use in a monochrome laser print device.

### 5.3 Serial number

A unique serial number shall be affixed to each remanufactured cartridge. If more than one number is on the cartridge, clear identification shall be given as to which is the serial number (for example, "serial number" or "SN" indicated before the number itself). Provision shall be made to ensure that the following information can be traced from the serial number:

- a) Name of the company that remanufactured the cartridge
- b) Date of each remanufacture and record of replacement of the OPC drum
- c) Identification of the toner supplier.

### 5.4 Wiper wand

Where applicable, the wiper wand shall be refelted using a heat-resistant felt impregnated with fuser oil, or it shall be replaced if the original wand is not returned to the supplier with the cartridge.

### 5.5 Performance

#### 5.5.1 Cartridge performance

Cartridge performance tests shall be conducted on the first 25 copies (par. 7.2.2) and then repeated as indicated in the yield test (par. 7.2.7).

#### 5.5.2 Print quality

The printed images shall be clean, sharp and uniform in intensity and shall meet the following requirements when tested in accordance with par. 7.2.3:

- a) There shall be no blasting, streaking or background scatter.
- b) No voids greater than 0.2 mm in diameter shall appear in the solid graphic area in a repetitive manner, in the same vertical or horizontal lines (depending on the device) on two or more of the ten pages examined.

#### 5.5.3 Density of printed image

The average reflection density of the printed image of two remanufactured cartridges shall be at least 96% of the median image density of the control cartridges when tested in accordance with par. 7.2.6. The uniformity (difference as measured by the median coefficient of variation) for the densities shall not be greater than 15%.

#### 5.5.4 Smudging

The printed images shall not show more smudging than the control cartridges when tested in accordance with par. 7.2.5. A slight amount of toner transfer to the blank pages shall not be cause for rejection.

### 5.5.5 Adhesion

There shall not be more than a slight amount of cracking, flaking or lifting of the toner on the printed images of graphics when tested in accordance with par. 7.2.4. Hairline cracks along the fold shall not be cause for rejection.

### 5.5.6 Yield

The average yield of the two cartridges, when tested in accordance with par. 7.2.7, shall meet or exceed the median yield of the OEM cartridges tested by the same method. No cartridge yield shall be below 80% of that median<sup>3</sup>.

## 6 Preparation for delivery

### 6.1 Packaging

Each cartridge shall be individually sealed in an airtight, moisture-proof, light-proof, antistatic bag and adequately protected in a carton for transport by road, rail or air.

**Note:** Packaging should be designed and packaging materials selected to minimize waste and environmental impact, both during transport to and recovery from the consumer. The reuse of packaging or the use of recycled or recyclable components should be incorporated where recycling facilities exist. Where possible, any plastic components in the packaging should be identified with a composition code to facilitate recycling.

### 6.2 Labelling identification

The following information shall be shown on each carton<sup>4</sup>.

- a) Remanufactured toner cartridge, and make and model
- b) Use-before date

**Note:** This is not the manufacturing date. May express as YYYY-MMM-DD

- c) Supplier's name and postal address
- d) Fragile, handle with care
- e) Store in upright position between -20 (minus 20) and 40°C
- f) Do not stack beyond the limits recommended by the manufacturer.

**Note:** This is a numerical limit as determined by manufacturer, not the actual text in the line f) above.

### 6.3 Maintenance instructions and warranty

The warranty (par. 4.6) and the maintenance instructions shall be included with each cartridge.

---

<sup>3</sup> At least two cartridges shall be tested.

<sup>4</sup> It is recommended that the applicable international packaging symbols listed in ISO 780:1997 be used.

## 7 Inspection

### 7.1 Defects

The cartridges shall be examined for the requirements of par. 5.5.2 to 5.5.6, and any major and minor defects shall be listed (par. 7.1.1 and 7.1.2). A cartridge with more than one defect shall be counted as one defective, provided the defects are all major or all minor. For compliance, there shall be no major defects in either of the two units of the sample; only one of the units may have minor defects.

#### 7.1.1 Major defects

- a) Streaks (par. 5.5.2 a))
- b) Voids (repeated) (par. 5.5.2 b))
- c) Less than the required average density (par. 5.5.3)
- d) Less than the required yield (par. 5.5.6).

#### 7.1.2 Minor defects

- a) Blasting (par. 5.5.2 a))
- b) Scatter (par. 5.5.2 a))
- c) Smudging (par. 5.5.4)
- d) Insufficient adhesion (par. 5.5.5).

## 7.2 Testing

### 7.2.1 Controlled performance tests

The cartridges shall be subjected to the performance tests described in par. 7.2.2 to 7.2.7 and tested in controlled conditions at  $23 \pm 2^\circ\text{C}$  and  $50 \pm 5\%$  RH.

**Note 1:** All equipment and paper used to perform this test should be conditioned in the same temperature and humidity for at least 24 h prior to testing.

**Note 2:** Only the cartridges that do not exhibit any of the major defects listed in par. 7.1.1 a), b) and c) shall be tested for yield.

### 7.2.2 Printing for performance test

Using a laser print device for which the cartridge is intended, with all the settings at midpoint if a range of settings is available and the setting is not specified by the manufacturer, print 25 copies of the test pattern (Figure 1) on white xerographic copy paper conforming to CAN/CGSB-9.51. Use the last ten copies for all the tests in par. 7.2.3 to 7.2.6. (Do not use the first 15 copies for any of the tests). Use copies 16 to 19 to test for adhesion and smudging, and copies 20 to 25 to test for density.

### 7.2.3 Printing quality

Examine all printed images for streaks, repetitive voids, blasting and background scatter using low-powered magnification (5X to 10X) with a measuring reticle.

#### 7.2.4 Adhesion

Using two of the impressions printed with the pattern of Figure 1 (par. 7.2.2), fold one test print with the print on the inside, approximately at the centre along the length of the bar. Crease the fold with the thumb and forefinger (not using the nails). Open the test print and examine it for compliance with par. 5.5.5. Repeat the test on the second impression.

#### 7.2.5 Smudging

Using two of the impressions printed with the pattern of Figure 1, place one sheet face down on a blank sheet of xerographic copy paper conforming to CAN/CGSB-9.51. Place a stack of paper on the test print to apply a pressure of 340 Pa. Draw the blank sheet out from under the stack of paper, horizontally and at right angles to the rows of impressions in  $3 \pm 1$  s. Examine the test print and the side of the blank sheet in contact with the impressions for any evidence of smudging. Repeat the test on the second impression.

#### 7.2.6 Density of printed images

Using five impressions of Figure 1, determine the absolute reflection density either with a reflectometer using an amber filter or with a densitometer using orthochromatic response. The test instrument shall be calibrated according to the manufacturer's instructions. Each test impression shall be backed by at least ten sheets of copy paper (par. 7.2.2). Take five measurements<sup>5</sup> of each test print, and report the average and the coefficient of variation for each test print. Report the average density and median coefficient of variation of all measurements as the density and coefficient of variation for the cartridge.

#### 7.2.7 Yield test

##### 7.2.7.1 Purpose

The purpose of the test is to determine the number of prints of acceptable quality that can be obtained from a remanufactured toner cartridge under normal conditions of use. The test pattern used for this test shall be the one in Figure 2, which has approximately 10% coverage<sup>6</sup>.

##### 7.2.7.2 Procedure

- a) Use a print device maintained in accordance with the manufacturer's instructions.
- b) Use a properly cleaned print device for which the cartridge is intended and under the ambient conditions described in par. 7.2.1, with all settings at midpoint if a range of settings is available, unless otherwise instructed by the manufacturer. Start printing the pattern of Figure 2, interrupting only to reload the paper tray. Print only on one side of the paper. Periodically examine the resulting impressions for visible deterioration. If the impressions become noticeably faint or non-uniform in density, or if they exhibit other visual defects, stop the print device. Then remove the cartridge, agitate several times to redistribute the remaining toner, reinstall it and resume printing.

**Note:** After redistribution of the toner, the cartridge may produce a number of additional satisfactory impressions. Do not perform this procedure more than once for any one cartridge.

If the impressions remain satisfactory to the naked eye, continue printing until the number of pages reaches 80% of the nominal yield of the corresponding OEM cartridges, as determined by this method, or until the image becomes unsatisfactory, whichever occurs first.

<sup>5</sup> The five density readings are taken in the four corners and in the centre of the rectangle.

<sup>6</sup> Although the internationally recognized test-pattern coverage is 5%, 10% was chosen in an attempt to lessen testing costs as the time and paper required for test duration is lessened.

- c) Change to the test pattern of Figure 1, produce five impressions of that test pattern, and test for compliance with the requirements of par. 5.5.2 and 5.5.3. If those five test prints are not in compliance, stop the test, record the particulars of the failure (e.g. insufficient density), and rate the yield of the cartridge as less than “C” copies, where C is the total count to the nearest 100 pages.
- d) If the last impression is still in compliance, switch back to Figure 2 and continue printing until failure occurs. Inspect for compliance after every 100 impressions, as described in par. 7.2.7.2 b).

**Note:** It is recommended that at the termination of the yield test the test cartridge be replaced in the print device with a control cartridge and a few more copies of Figure 2 be produced to ascertain that the printer is functioning normally.

### 7.2.7.3 Record

Record the yield in the form of  $A < Y < B$  (i.e. the yield (Y) is greater than A but less than B), where A and B are the second-last and last count (i.e. the last “pass” count and the first “fail” count), respectively. Also, note the cause of the failure.

## 8 Additional requirements

### 8.1 Reporting requirements



The following shall be specified in reporting cartridge conformance to this standard:

- a) Warranty (par. 4.6 and 6.3)
- b) Make and series of the control cartridges.

## Bibliography

- [1] ISO 5-4:2009, *Photography and graphic technology — Density measurements — Part 4: Geometric conditions for reflection density*
- [2] ASTM F1856-04 (2009), *Standard Practice for Determining Toner Usage for Printer Cartridges*





**Canadian General Standards Board**

**Qualification Program for Remanufactured Toner Cartridges — Standard Test Print**


Remanufacturer: \_\_\_\_\_

Testing laboratory: \_\_\_\_\_ Date: \_\_\_\_\_

Cartridge type: \_\_\_\_\_ Report No.: \_\_\_\_\_

**Figure 1**

(For illustration only, not to be used for testing)



EE 10% COVERAGE

EEEEEEEE EEEEE EEEEEEEEE  
EEEEEEEE EEEEE EEE EEEEE  
EEEEEEEE EEEEE EEEE E

EEEEEEEE EEEEEEEEEEEEE EEEEEEEEE EEEEEEEEE EEEEEEEEE EEEEEEEEE EEEEEEEEE EEEEEEEEEEEEE  
EEEEEEEE EEEEE EEE EEEEE EEEEEEEEE EEEEEEEEE EEEEE EEEEEEEEEEEEE EEEEEEEEE EEEEE EEE  
EEEEEE EEEEE EEEEE EEEEE EE EEEEE EEEEEEEEE EEEEE EEEEE EEEEE EEEEEEEEE EEEEE  
EEEEEE EEEEE EEEEE EEEEE EEE EEEE EEEE EEEEE EEE EEE EEE EEEEE EEEEE EEE

EEEEEE EEEEE EEEEE EEEEE EEEEE EEEEE EEEEE EEEEE EEEEE EEEEE EEE EEEEEEEEE  
EEEE EEEEE EEEEE EEE EEEEE EEEEE EEEEE EEE EEEEEEEEE EEEEE EEEEE EEE EEEEE EEE  
EEEEEE EEEEE EEEEE EEEEE EEEEE EEEEE EEEEE EEEEE EEEEE EEEEE EEEEE EEEEE EEEEE  
EEEEEE EEEEEEEEE EEEEE EEEEE EEEEE EEEEE EEEEE EEEEE EEEEE EEEEE EEEEE EEE EEEEE

EEEEEE EEEEE EEEEE EEEEE EEEEE EEEEE EEEEE EEEEE EEEEE EEEEE EEEEE EEEEE EEE  
EEEEEE EEEEEEEEE EEEEE EEEEE EEEEE EEEEE EEEEE EEEEE EEEEE EEEEE EEEEE EEEEE EEEEE

EEEE EEEEE EEEEE EEE EEEEE EEEEE EEEEE EEE EEEEEEEEE EEEEE EEEEE EEE EEEEE E EE  
EEEEEE EEEEE EEEEE EEEEE EEEEE EEEEE EEEEE EEEEE EEEEE EEEEE EEEEE EEEEE EEE  
EEEEEE EEEEEEEEE EEEEE EEEEE EEEEE EEEEE EEEEE EEEEE EEEEE EEEEE EEEEE EEE EEE EEE

EEE EEE EEEEE EEEEE EEEEE EEEEE EEEEE EEEEE EEEEE EEEEE EEEEE EEEEE EEE EEEEE EE  
EEEEEEEEEEEEEEEE EEE EE EEEEE EE EEEEEEEEE EEEEEEEEEEEEEEEEE EEEEE EEE EE EEEEE EE  
EEEEEE EEEEE EEE EEEEEEEEE EEEE EEEEE EEEE EEE EEE EEEE EEEEE EEEEE EEEEE EEE

EEEEEEEE EEEEEEEEEEEEE EEEEEEEEE EEEEEEEEE EEEEEEEEE EEEEEEEEE EEEEEEEEE EEEEEEEEE  
EEEEEEEE EEEEE EEE EEEEE EEEEEEEEE EEEEEEEEE EEEEE EEEEEEEEEEEEE EEEEE EEEEEEEEE  
EEEEEE EEEEE EEEEE EEEEE EEEEE EE EEEEE EEEEEEEEE EEEEE EEEEE EEEEE EEEEE EE E  
EEEEEE EEEEE EEEEE EEEEE EEE EEEE EEEE EEEEE EEE EEE EEE EEEEE EEEEEEEEE EEE

EEEE EEEEE EEEEE EEEEE EEEEE EEEEE EEEEE EEEEE EEE EEEEE EEEEEEEEE EEE E EEE EEEEE  
EEEEEE EEE EEE EEE EEE EEE EEE EEEEE EEEEE EEEEEEEEE EEEEE EE EE EEEEE EEE  
EE EEE EEEEE EEEEEEEEE EEEEE EEEEE EEEEE EEE EEE E EEEEE EE EE EEEEEEE EE EEEEE E  
EEEE EEEEE EEEEE EEEEE EEEEE EE EEEEE EEE EEEEE EEEEE EEEEE EEEEE EEE EEEEE EE  
EEE EEEEEEEEE EEEEE EEEEE EEEEE EEE EEE E EEEEE EE EEEEE EEEEE EEE EEEEE EEEEE E E

EEEEEEEE EEEEEEEEEEEEE EEEEEEEEE EEEEEEEEE EEEEEEEEE EEEEEEEEE EEEEEEEEE EEEEEEEEE  
EEEEEEEE EEEEE EEE EEEEE EEEEEEEEE EEEEEEEEE EEEEE EEEEEEEEEEEEE EEEEE EEEEEEEEE  
EEEEEE EEEEE EEEEE EEEEE EEEEE EE EEEEE EEEEEEEEE EEEEE EEEEE EEEEE EE EEEEE EE

EEEEEEEE EEEEEEEEEEEEE EEEEEEEEE EEEEEEEEE EEEEEEEEE EEEEEEEEE EEEEEEEEE EE EEE EEE EE  
EEEEEE EEEEE EEEEE EEEEE EEEEE EE EEEEE EEEEEEEEE EEEEEEEEE EEE EEEEE EE EEE

**Canadian General Standards Board**

**Qualification Program for Remanufactured Toner Cartridges — Standard Test Print**

Remanufacturer: \_\_\_\_\_

Testing laboratory: \_\_\_\_\_ Date: \_\_\_\_\_

Cartridge type: \_\_\_\_\_ Report No.: \_\_\_\_\_

**Figure 2**

(For illustration only, not to be used for testing)