



# The Daily

Statistics Canada

**Wednesday, January 10, 2001**

For release at 8:30 a.m.

---

## MAJOR RELEASES

---

There are no major releases today.

---

## OTHER RELEASES

---

Industrial chemicals and synthetic resins, November 2000	2
Low-income cutoffs for 1999 and low-income measures for 1998	2
Industrial monitor on CD-ROM, January 2001	2
Residential Telephone Service Survey, November 2000	3
Air travel between Canada and the United States, second quarter 1999 (preliminary)	3

---

## NEW PRODUCTS

---

4

---

## REGIONAL REFERENCE CENTRES

---

5



---

## OTHER RELEASES

---

### Industrial chemicals and synthetic resins

November 2000

Chemical firms produced 213 438 metric tonnes of polyethylene synthetic resins in November, a 3% decrease from 219 142 tonnes in November 1999.

Year-to-date production at the end of November totalled 2 398 729 tonnes, up 6% from 2 267 308 tonnes produced in the same period of 1999.

Data are also available on production of 3 other types of synthetic resins and 24 industrial chemicals.

#### Available on CANSIM: matrix 951.

The November 2000 issue of *Industrial chemicals and synthetic resins* (46-002-XIB, \$5/\$47) is now available. See *How to order products*.

For more information, or to enquire about the concepts, methods or data quality of this release, contact Huguette Montcalm (613-951-9827; [monthug@statcan.ca](mailto:monthug@statcan.ca)), Manufacturing, Construction and Energy Division. ■

### Low-income cutoffs for 1999 and low-income measures for 1998

Low-income cutoffs (LICOs) for 1999 and low-income measures (LIMs) for 1998, before and after tax, are now available.

The updated thresholds for both measurements are contained in a single publication that replaces two former publications. This new publication incorporates a detailed description of the methods used to arrive at both measurements. It also explains how base years are defined and how LICOs are updated using the Consumer Price Index.

LICOs are income thresholds, determined by analysing family expenditure data, below which families will likely devote a larger share of income to the necessities of food, shelter and clothing than the average family would. To reflect differences in the costs of necessities among different community and family sizes, LICOs are defined for five community-size and seven family-size categories.

LIMs, on the other hand, are strictly relative measures of low income, set at 50% of adjusted median family income. These measures are categorized according to the number of adults and children present in families, reflecting the economies of scale inherent in family size and composition.

Although LICOs are often referred to as poverty lines, they have no official status as such, and Statistics Canada does not recommend their use for this purpose. For more information, refer to the article, "On poverty and low income" in this new publication or on Statistics Canada's Web site ([www.statcan.ca](http://www.statcan.ca)) under *Concepts, definitions and methods*.

The publication *Low-income cutoffs from 1990 to 1999 and low-income measures from 1989 to 1998* (75F0002MIE-00017, free) is available at [www.statcan.ca](http://www.statcan.ca) under Products and services, Research papers (free).

For more information, to order this report or custom tabulations, or to enquire about the concepts, methods or data quality of this release, contact Client Services (613-951-7355 or 1 888 297-7355; fax: 613-951-3012; [income@statcan.ca](mailto:income@statcan.ca)), Income Statistics Division. ■

### Industrial monitor on CD-ROM

January 2001

The *Industrial monitor on CD-ROM* offers up-to-date data on more than 150 manufacturing industries and 33 other industries covering construction, wholesale trade and retail trade. This information is offered for 25 sectors, and can be purchased by individual sector or as a complete package.

For each industry, up to 50 variables are organized in the Table Viewer according to five table types: supply, demand, price, labour/employment, and investment/capital stock. The underlying database is also available via the Series Browser for more extensive time-series analysis and inter-industry comparisons.

The *Industrial monitor on CD-ROM* is linked to the Standard Industrial Classification manual, provides pop-up textual descriptions for every series, and embodies consistent data conventions — all features designed to make analysis easy and accurate. State-of-the-art functions offer searching, graphing, viewing, exporting and transforming capabilities, providing you precise information quickly and easily.

The January 2001 issue of the *Industrial monitor on CD-ROM* is now available. An annual subscription (one CD-ROM per month) to the full package (15F0015XCB) costs \$995, a savings of more than 80% off the annual subscription price of \$258 per individual sector.

For more information, or to request a free demonstration CD-ROM, contact Yolande Chantigny (1-800-887-IMAD [4623]; 613-951-IMAD [4623]; fax: 613-951-3688; [imad@statcan.ca](mailto:imad@statcan.ca)), Industry Measures

and Analysis Division, or contact your nearest Statistics Canada Regional Reference Centre. ■

### **Residential Telephone Service Survey**

November 2000

A micro-data file from the November 2000 Residential Telephone Service Survey is now available. Information in this file (56M0001XCB, \$500) refers to telephone service penetration rates in Canada's 10 provinces.

For more information about the current survey results and related products and services, or to inquire about the concepts, methods, or data quality of this release, contact Client Services (613-951-7355 or 1 888 297-7355; fax 613-951-3012; [ssd@statcan.ca](mailto:ssd@statcan.ca)), Special Surveys Division. ■

### **Air travel between Canada and the United States**

Second quarter 1999 (preliminary)

Air passenger origin and destination data are now available for the first six months of 1999. The data represent passengers who travelled on scheduled flights between Canada and the United States.

The air travel market data are available in electronic (.txt) format.

For more information, to order data, or to enquire about the concepts, methods or data quality of this release, contact Carol Gudz (613-951-0124), Transportation Division. ■

## NEW PRODUCTS

**Industrial monitor on CD-ROM, January 2001**  
Catalogue number 15F0015XCB (\$995).

**Industrial chemicals and synthetic resins,**  
November 2000  
Catalogue number 46-002-XIB (\$5/\$47).

**Residential telephone service survey,**  
November 2000  
Catalogue number 56M0001XCB (\$500).

**Low-income cutoffs from 1990 to 1999 and low-income measures from 1989 to 1998, 1999**  
Catalogue number 75F0002MIE00017  
(Free).

**All prices are in Canadian dollars and exclude sales tax. Additional shipping charges apply for delivery outside Canada.**

Catalogue numbers with an -XIB or an -XIE extension are Internet versions; those with -XMB or -XME are microfiche; -XPB or -XPE are paper versions; -XDB are electronic versions on diskette and -XCD are electronic versions on compact disc.

### How to order products

#### Order products by phone:

Please refer to the • Title • Catalogue number • Volume number • Issue number • Your VISA or MasterCard number.


In Canada and the United States call:	<b>1-800-267-6677</b>
From other countries call:	<b>1-613-951-7277</b>
To fax your order:	<b>1-877-287-4369</b>
Address changes or account inquiries:	<b>1-800-700-1033</b>

**To order a product by mail write:** Statistics Canada, Circulation Management, Dissemination Division, Ottawa, K1A 0T6. Include a cheque or money order payable to **Receiver General of Canada/Publications**. Canadian customers add 7% GST and applicable PST.

**To order by Internet:** write to [order@statcan.ca](mailto:order@statcan.ca) or download an electronic version by accessing Statistics Canada's Web site ([www.statcan.ca](http://www.statcan.ca)), under the headings *Products and services*, *Downloadable publications*.

**Authorized agents and bookstores also carry Statistics Canada's catalogued publications.**

Catalogue 11-001E (F sample 11-001E) (526) 0007-0143



Statistics Canada

Thursday, June 9, 1997  
For release at 9:30 a.m.



**MAJOR RELEASES**

- **Urban transit, 1996** 2  
Despite the emphasis on taking urban transit, Canadians are using it less and less. In 1996, about 40 million Canadians took an average of about 20 trips on some form of urban transit, the lowest level in the past 25 years.
- **Productivity, hourly compensation and unit labour cost, 1996** 4  
Growth in productivity among Canadian businesses was relatively weak, despite the fact accompanied by sluggish gains in employment and slow economic growth during the year.

**OTHER RELEASES**

- **Manufactured trade, May 1997** 3
- **Short-term Expectations Survey** 3
- **Steel primary forms, week ending May 31, 1997** 12
- **EQB indicator, April 1997** 12

**PUBLICATIONS RELEASED** 11

### Statistics Canada's official release bulletin

Catalogue 11-001E.

Published each working day by the Communications Division, Statistics Canada, 10-H, R.H. Coats Bldg., Tunney's Pasture, Ottawa, Ontario K1A 0T6.

To access *The Daily* on the Internet, visit our site at <http://www.statcan.ca>. To receive *The Daily* each morning by E-mail, send an E-mail message to [listproc@statcan.ca](mailto:listproc@statcan.ca). Leave the subject line blank. In the body of the message, type "subscribe daily firstname lastname".

Editor: Tom Vradenburg (613-951-1103, [vradtom@statcan.ca](mailto:vradtom@statcan.ca))

Head of Official Release: Madeleine Simard (613-951-1088), [simamad@statcan.ca](mailto:simamad@statcan.ca)

Published by authority of the Minister responsible for Statistics Canada. © Minister of Industry, 2000. Citation in newsprint, magazine, radio, and television reporting is permitted subject to the requirement that Statistics Canada is acknowledged as the source. Any other reproduction is permitted subject to the requirement that Statistics Canada is acknowledged as the source on all copies as follows: Statistics Canada, *The Daily*, catalogue 11-001E, along with date and page references.

---

## REGIONAL REFERENCE CENTRES

---

Statistics Canada's Regional Reference Centres offer a full range of the Agency's products and services. Each reference centre is equipped with a library and sales counter where you can consult or purchase publications, diskettes, CD-ROM discs, microfiche, maps and more.

Each centre has facilities to retrieve information from CANSIM, Statistics Canada's data retrieval system. A telephone inquiry service is available with toll-free access for those located outside local calling areas. Many other valuable services—from seminars to consultations—are also offered. For information, contact your nearest Regional Reference Centre.

**Newfoundland and Labrador, Nova Scotia, Prince Edward Island and New Brunswick**

Advisory Services  
Statistics Canada  
1741 Brunswick Street  
2<sup>nd</sup> Floor, Box 11  
Halifax, Nova Scotia  
B3J 3X8  
Local calls: (902) 426-5331  
Toll free: 1-800-263-1136  
Fax: 1-902-426-9538  
E-mail: atlantic.info@statcan.ca

**Quebec and Nunavut**

Advisory Services  
Statistics Canada  
4<sup>th</sup> Floor, East Tower  
Guy Favreau Complex  
200 René Lévesque Blvd. W.  
Montréal, Québec  
H2Z 1X4  
Local calls: (514) 283-5725  
Toll free: 1-800-263-1136  
Fax: 1-514-283-9350

**National Capital Region**

Statistical Reference Centre (NCR)  
Statistics Canada  
Lobby, R.H. Coats Building  
Holland Avenue  
Tunney's Pasture  
Ottawa, Ontario  
K1A 0T6  
Local calls: (613) 951-8116  
Fax: 1-613-951-0581  
E-mail: infostats@statcan.ca

**Ontario**

Advisory Services  
Statistics Canada  
10<sup>th</sup> Floor  
Arthur Meighen Building  
25 St. Clair Avenue East  
Toronto, Ontario  
M4T 1M4  
Local calls: (416) 973-6586  
Toll free: 1-800-263-1136  
Fax: 1-416-973-7475

**Manitoba**

Advisory Services  
Statistics Canada  
Via Rail Building, Suite 200  
123 Main Street  
Winnipeg, Manitoba  
R3C 4V9  
Local calls: (204) 983-4020  
Toll free: 1-800-263-1136  
Fax: 1-204-983-7543  
E-mail: statswpg@solutions.net

**Saskatchewan**

Advisory Services  
Statistics Canada  
Park Plaza, Suite 440  
2365 Albert Street  
Regina, Saskatchewan  
S4P 4K1  
Local calls: (306) 780-5405  
Toll free: 1-800-263-1136  
Fax: 1-306-780-5403  
E-mail: statcan@sk.sympatico.ca

**Southern Alberta**

Advisory Services  
Statistics Canada  
Discovery Place, Room 201  
3553-31 Street N.W.  
Calgary, Alberta  
T2L 2K7  
Local calls: (403) 292-6717  
Toll free: 1-800-263-1136  
Fax: 1-403-292-4958  
E-mail: degagnej@cadvision.com

**Northern Alberta and the Northwest Territories**

Advisory Services  
Statistics Canada  
15<sup>th</sup> Floor, Park Square  
10001 Bellamy Hill  
Edmonton, Alberta  
T5J 3B6  
Local calls: (780) 495-3027  
Toll free: 1-800-263-1136  
Fax: 1-780-495-5318  
E-mail:  
Johane.Tremblay@a.statcan.ca

**British Columbia and the Yukon**

Advisory Services  
Statistics Canada  
Library Square Tower, Suite 600  
300 West Georgia Street  
Vancouver, B.C.  
V6B 6C7  
Local calls: (604) 666-3691  
Toll free: 1-800-263-1136  
Fax: 1-604-666-4863

National toll-free enquiries line (Canada and the United States): 1-800-263-1136  
Toll-free order-only line (Canada and the United States): 1-800-267-6677  
Toll-free fax order line (Canada and the United States): 1-877-287-4369  
Toll-free telecommunications device for the hearing impaired: 1-800-363-7629