



The Daily

Statistics Canada

Tuesday, January 16, 2001

For release at 8:30 a.m.

MAJOR RELEASES

There are no major releases today.

OTHER RELEASES

Particleboard, oriented strandboard and fibreboard, November 2000 2

NEW PRODUCTS 3

Population structure and change in predominantly rural regions

1996

This tenth in a series of analysis bulletins profiling trends in rural Canada uses census data to trace changes in the rural population between 1981 and 1996, nationally and provincially. It is published in collaboration with the Rural Secretariat of Agriculture and Agri-Food Canada.

In 1996, 31.4% of Canada's population, about 9 million people, lived in predominantly rural regions, compared with 33.6% in 1981. There were three areas of the country in which more than one-half of the population lived in predominantly rural regions: the Yukon and Northwest Territories; all four Atlantic provinces; and Saskatchewan. The fastest growing rural regions between 1991 and 1996 were those adjacent to metropolitan areas.

This bulletin includes a map and discussion of rural communities that were leading or lagging in terms of net population inflows or outflows.

Population structure and change in predominantly rural regions (21-006-XIE, free) is now available on Statistics Canada's Web site (www.statcan.ca). On the *Products and services* page, choose *Free Publications*, then *Agriculture*.

To order data, or for general information, call 1-800-465-1991. For more information, contact Ray D. Bollman (613-951-3747; fax: 613-951-3868; bollman@statcan.ca), or Roland Beshiri (613-951-6506; fax: 613-951-3868; roland.beshiri@statcan.ca), Agriculture Division.



OTHER RELEASES

Particleboard, oriented strandboard and fibreboard

November 2000

Oriented strandboard production in November totalled 651 668 cubic metres, up 4.7% from 622 530 cubic metres in November 1999. Particleboard production reached 223 714 cubic metres, an increase of 9.0% from 205 158 cubic metres in November 1999. Fibreboard production totalled 72 583 cubic metres, down 13.3% from 83 706 cubic metres in November 1999.

From January to November, year-to-date oriented strandboard production totalled 7 180 111 cubic metres, a 1.6% increase from 7 067 557 cubic metres for the same period in 1999. Year-to-date particleboard production reached 2 348 058 cubic

metres, up 4.9% from 2 238 641 cubic metres compared with the same period in 1999. Year-to-date fibreboard production reached 938 021 cubic metres, down 0.9% from 946 793 cubic metres during the same period in 1999.

Available on CANSIM: matrices 31 (series 2, 3, 5) and 122 (series 8).

The November 2000 issue of *Particleboard, oriented strandboard and fibreboard* (36-003-XIB, \$5/\$47) is now available. See *How to order products*.

For more information, or to enquire about the concepts, methods or data quality of this release, contact Gilles Simard (613-951-3516; simales@statcan.ca), Manufacturing, Construction and Energy Division. ■

NEW PRODUCTS

Population structure and change in predominantly rural regions, 1996
Catalogue number 21-006-XIE
(Free).

Particleboard, oriented standboard and fibreboard, November 2000
Catalogue number 36-003-XIB (\$5/\$47).

Construction price statistics, Third quarter 2000
Catalogue number 62-007-XPB (\$24/\$79).

Building permits, November 2000
Catalogue number 64-001-XIB (\$19/\$186).

Exports by commodity, October 2000
Catalogue number 65-004-XMB (\$37/\$361).

Exports by commodity, October 2000
Catalogue number 65-004-XPB (\$78/\$773).

All prices are in Canadian dollars and exclude sales tax. Additional shipping charges apply for delivery outside Canada.

Catalogue numbers with an -XIB or an -XIE extension are Internet versions; those with -XMB or -XME are microfiche; -XPB or -XPE are paper versions; -XDB are electronic versions on diskette and -XCD are electronic versions on compact disc.

How to order products

Order products by phone:

Please refer to the • Title • Catalogue number • Volume number • Issue number • Your VISA or MasterCard number.

In Canada and the United States call:

1-800-267-6677

From other countries call:

1-613-951-7277

To fax your order:

1-877-287-4369

Address changes or account inquiries:


1-800-700-1033

To order a product by mail write: Statistics Canada, Circulation Management, Dissemination Division, Ottawa, K1A 0T6. Include a cheque or money order payable to **Receiver General of Canada/Publications**. Canadian customers add 7% GST and applicable PST.

To order by Internet: write to order@statcan.ca or download an electronic version by accessing Statistics Canada's Web site (www.statcan.ca), under the headings *Products and services*, *Downloadable publications*.

Authorized agents and bookstores also carry Statistics Canada's catalogued publications.

Catalogue 11-001E (F) (English) 11-001E/11-001E-001E-001E



Statistics Canada

Thursday, June 5, 1997
For release at 8:30 a.m.



MAJOR RELEASES

- **Urban transit, 1995** 2
Despite the emphasis on taking urban transit, Canadians are taking it less and less. In 1995, about 1.5 billion trips were taken on some form of urban transit, the lowest level in the past 25 years.
- **Productivity, hourly compensation and unit labour cost, 1995** 4
Growth in productivity among Canadian businesses was relatively weak again in 1995 accompanied by sluggish gains in employment and slow economic growth during the year.

OTHER RELEASES

- **Help-wanted index, May 1997** 3
- **Short-term Expectations Survey** 8
- **Steel primary forms, season ending May 31, 1997** 12
- **Egg production, April 1997** 13

PUBLICATIONS RELEASED 11



Statistics Canada's official release bulletin

Catalogue 11-001E.

Published each working day by the Communications Division, Statistics Canada, 10-H, R.H. Coats Bldg., Tunney's Pasture, Ottawa, Ontario K1A 0T6.

To access *The Daily* on the Internet, visit our site at <http://www.statcan.ca>. To receive *The Daily* each morning by E-mail, send an E-mail message to listproc@statcan.ca. Leave the subject line blank. In the body of the message, type "subscribe daily firstname lastname".

Editor: Tom Vradenburg (613-951-1103, vradtom@statcan.ca)

Head of Official Release: Madeleine Simard (613-951-1088), simamad@statcan.ca

Published by authority of the Minister responsible for Statistics Canada. © Minister of Industry, 2000. Citation in newsprint, magazine, radio, and television reporting is permitted subject to the requirement that Statistics Canada is acknowledged as the source. Any other reproduction is permitted subject to the requirement that Statistics Canada is acknowledged as the source on all copies as follows: Statistics Canada, *The Daily*, catalogue 11-001E, along with date and page references.