



# The Daily

Statistics Canada

**Monday, January 29, 2001**

For release at 8:30 a.m.

---

## MAJOR RELEASES

---

There are no major releases today.

---

## OTHER RELEASES

---

|  |   |
|--|---|
| Production and disposition of tobacco products, December 2000  | 2 |
| Railway carloadings, seven-day period ending December 14, 2000 | 2 |
| Pulpwood and wood residue statistics, November 2000            | 2 |
| Cereals and oilseeds review, November 2000                     | 3 |

---

|                     |          |
|---------------------|----------|
| <b>NEW PRODUCTS</b> | <b>4</b> |
|---------------------|----------|

---



---

## OTHER RELEASES

---

### Production and disposition of tobacco products

December 2000

Production of cigarettes by Canadian manufacturers decreased in December. Sales also declined, but to a lesser extent, and inventories were reduced. For the whole year 2000, both production and sales figures were slightly below those of 1999, and year-end inventories were higher than opening inventories in January 2000.

In December, 3.4 billion cigarettes were produced, 13% fewer than in November and 9% fewer than in December 1999. Total production for the year 2000 reached 46 billion cigarettes but remained 2% below that of 1999.

Manufacturers shipped 3.4 billion cigarettes in December, down 11% from November and down 16% from December 1999. Shipments for all of 2000 were 45 billion cigarettes, which represents a slight drop of 4% from the 1999 level.

Holiday season sales were relatively weak in December, but reduced production lowered closing inventories to 3.9 billion cigarettes. Although this was a drop of 11% from the opening inventory level for the month, it was still 12% above the closing inventory at the end of 1999.

#### Available on CANSIM: matrix 46.

The December 2000 issue of *Production and disposition of tobacco products* (32-022-XIB, \$5/\$47) is now available. See *How to order products*.

For more information, or to enquire about the concepts, methods or data quality of this release, contact: Peter Zylstra (613-951-3511; [zylspet@statcan.ca](mailto:zylspet@statcan.ca)), Manufacturing, Construction and Energy Division. ■

### Railway carloadings

Seven-day period ending December 14, 2000

Non-intermodal traffic loaded during the seven-day period ending December 14 was 4.7 million metric tonnes, down 6.4% from the same period of 1999. The number of cars loaded decreased 6.6%.

Intermodal traffic tonnage was 463 000 tonnes, up 16.2% from the same period of 1999. The

year-to-date figures were up 8.3% compared with the same period of 1999.

Total traffic decreased 4.8% during the period. This brought the year-to-date total to 215.0 million tonnes, a decrease of 12.5% from the same period of 1999.

All year-to-date figures have been revised.

For more information, or to enquire about the concepts, methods or data quality of this release, contact Robert Larocque (613-951-2486; fax: 613-951-0009; [laroque@statcan.ca](mailto:laroque@statcan.ca)), Transportation Division. ■

### Pulpwood and wood residue statistics

November 2000

Pulpwood receipts totalled 3 038 178 cubic metres in November, down 4.6% from 3 185 174 cubic metres in November 1999. Wood residue receipts were 7 307 429 cubic metres, up 7.4% from 6 802 935 cubic metres in November 1999. Consumption of pulpwood residue totalled 9 565 218 cubic metres, up 6.0% from 9 026 507 cubic metres in November 1999.

The closing inventory of pulpwood and wood residue decreased 3.7% to 13 593 539 cubic metres, down from 14 116 389 cubic metres in November 1999. Year-to-date consumption of pulpwood and wood residue was 107 880 736 cubic metres, up 5.1% from 102 665 344 cubic metres in the same period of 1999.

Data for 1999 have been revised.

#### Available on CANSIM: matrix 54.

The November 2000 issue of *Pulpwood and wood residue statistics* (25-001-XIB, \$6/\$55) is now available. See *How to order products*.

For more information, or to enquire about the concepts, methods or data quality of this release, contact Gilles Simard (613-951-3516; [simales@statcan.ca](mailto:simales@statcan.ca)), Manufacturing, Construction and Energy Division. ■

---

## **Cereals and oilseeds review**

November 2000

Data from the November issue of the *Cereals and oilseeds review* are now available, including that on production, stocks, cash and futures prices, domestic processing, exports, farmers' deliveries and supply-disposition analyses.

The December situation report, an overview of current market conditions, both domestic and

international, is also included in the November issue of *Cereals and oilseeds review* (22-007-XIB, \$11/\$112; 22-007-XPB, \$15/\$149). which will be available in February. See *How to order products*.

For more information, or to enquire about the concepts, methods or data quality of this release contact Les Macartney (613-951-8714; [les.macartney@statcan.ca](mailto:les.macartney@statcan.ca)) or Karen Gray (204-983-2856; [karen.gray@statcan.ca](mailto:karen.gray@statcan.ca)), Agriculture Division. ■

---

## NEW PRODUCTS

---

**Pulpwood and wood residue statistics,**  
November 2000  
**Catalogue number 25-001-XIB** (\$6/\$55).

**Production and disposition of tobacco products,**  
December 2000  
**Catalogue number 32-022-XIB** (\$5/\$47).

**Industry price indexes,** November 2000  
**Catalogue number 62-011-XPB** (\$22/\$217).

**Canada's balance of international payments,** Third  
quarter 2000  
**Catalogue number 67-001-XIB** (\$29/\$93).

**Canada's balance of international payments,** Third  
quarter 2000  
**Catalogue number 67-001-XPB** (\$38/\$124).

**Canada's international transactions in securities,**  
October 2000  
**Catalogue number 67-002-XIB** (\$14/\$132).

**Canada's international transactions in securities,**  
October 2000  
**Catalogue number 67-002-XPB** (\$18/\$176).

**All prices are in Canadian dollars and exclude sales  
tax. Additional shipping charges apply for delivery  
outside Canada.**

Catalogue numbers with an -XIB or an -XIE extension  
are Internet versions; those with -XMB or -XME are  
microfiche; -XPB or -XPE are paper versions; -XDB are  
electronic versions on diskette and -XCD are electronic  
versions on compact disc.

---

## How to order products

---

**Order products by phone:**

Please refer to the • Title • Catalogue number • Volume number • Issue number • Your VISA or MasterCard number.

In Canada and the United States call:

**1-800-267-6677**

From other countries call:

**1-613-951-7277**

To fax your order:

**1-877-287-4369**

Address changes or account inquiries:

**1-800-700-1033**

**To order a product by mail write:** Statistics Canada, Circulation Management, Dissemination Division, Ottawa, K1A 0T6.


Include a cheque or money order payable to **Receiver General of Canada/Publications**. Canadian customers  
add 7% GST and applicable PST.

**To order by Internet:** write to [order@statcan.ca](mailto:order@statcan.ca) or download an electronic version by accessing Statistics Canada's  
Web site ([www.statcan.ca](http://www.statcan.ca)), under the headings *Products and services*, *Downloadable publications*.

**Authorized agents and bookstores also carry Statistics Canada's catalogued publications.**

---

Catalogue 11-001E (P) English 11-001E/11-001E-001E-001E



Thursday, June 3, 1997  
For release at 9:30 a.m.



**MAJOR RELEASES**

- **Urban transit, 1996**  
Despite the emphasis on taking urban transit, Canadians are using it less and less. In 1996, each Canadian took an average of about six trips on some form of urban transit, the lowest level in the past 25 years. 2
- **Productivity, hourly compensation and unit labour cost, 1996**  
Growth in productivity among Canadian businesses was relatively weak again in 1996, accompanied by sluggish gains in employment and slow economic growth during the year. 4

**OTHER RELEASES**

- **Map-worn index, May 1997** 3
- **Short-term Expectations Survey** 2
- **Steel primary forms, week ending May 31, 1997** 12
- **Egg production, April 1997** 12

**PUBLICATIONS RELEASED** 11

## Statistics Canada's official release bulletin

Catalogue 11-001E.

Published each working day by the Communications Division, Statistics Canada, 10-H, R.H. Coats Bldg., Tunney's Pasture, Ottawa, Ontario K1A 0T6.

To access *The Daily* on the Internet, visit our site at <http://www.statcan.ca>. To receive *The Daily* each morning by E-mail, send an E-mail message to [listproc@statcan.ca](mailto:listproc@statcan.ca). Leave the subject line blank. In the body of the message, type "subscribe daily firstname lastname".

Editor: Tom Vradenburg (613-951-1103, [vradtom@statcan.ca](mailto:vradtom@statcan.ca))

Head of Official Release: Madeleine Simard (613-951-1088), [simamad@statcan.ca](mailto:simamad@statcan.ca)

Published by authority of the Minister responsible for Statistics Canada. © Minister of Industry, 2001. Citation in newsprint, magazine, radio, and television reporting is permitted subject to the requirement that Statistics Canada is acknowledged as the source. Any other reproduction is permitted subject to the requirement that Statistics Canada is acknowledged as the source on all copies as follows: Statistics Canada, *The Daily*, catalogue 11-001E, along with date and page references.