



# The Daily

Statistics Canada

**Wednesday, January 3, 2001**

For release at 8:30 a.m.

---

## MAJOR RELEASES

---

There are no major releases today.

---

## OTHER RELEASES

---

Production and disposition of tobacco products, November 2000 2

---

**NEW PRODUCTS** 3

---

---

**INDEX: December 2000**

---



---

## OTHER RELEASES

---

### **Production and disposition of tobacco products**

November 2000

Manufacturers strongly curtailed production in November. Shipments increased, but did not match production. As a result, inventories were higher than in November 1999.

In November, 3.9 billion cigarettes were produced, 17% less than in October but 2% more than in November 1999. Year-to-date production reached 43 billion cigarettes, 2% below production in the same period of 1999.

Manufacturers shipped 3.8 billion cigarettes in November, 6% more than in October and also 6% more than in November 1999. Year-to-date shipments to the end of November were 42 billion cigarettes, 2% lower than shipments in the same period in 1999.

Inventories expanded during November, which is usual as manufacturers prepare for the holiday season. Closing inventories increased to 4.4 billion cigarettes, which was 5% more than the 4.2 billion opening inventory and also 5% above the 4.2 billion in inventory at the end of November 1999.

#### **Available on CANSIM: matrix 46.**

The November 2000 issue of *Production and disposition of tobacco products* (32-022-XIB, \$5/\$47) is now available. See *How to order products*.

For more information, or to enquire about the concepts, methods or data quality of this release, contact: Peter Zylstra (613-951-3511; [zylspet@statcan.ca](mailto:zylspet@statcan.ca)), Manufacturing, Construction and Energy Division. ■

## NEW PRODUCTS

**Production and disposition of tobacco products,**  
November 2000  
Catalogue number 32-022-XIB (\$5/\$47).

**Electric power statistics, October 2000**  
Catalogue number 57-001-XIB (\$9/\$85).

All prices are in Canadian dollars and exclude sales tax. Additional shipping charges apply for delivery outside Canada.

Catalogue numbers with an -XIB or an -XIE extension are Internet versions; those with -XMB or -XME are microfiche; -XPB or -XPE are paper versions; -XDB are electronic versions on diskette and -XCD are electronic versions on compact disc.

### How to order products

#### Order products by phone:

Please refer to the • Title • Catalogue number • Volume number • Issue number • Your VISA or MasterCard number.


In Canada and the United States call: **1-800-267-6677**  
From other countries call: **1-613-951-7277**  
To fax your order: **1-877-287-4369**  
Address changes or account inquiries: **1-800-700-1033**

**To order a product by mail write:** Statistics Canada, Circulation Management, Dissemination Division, Ottawa, K1A 0T6. Include a cheque or money order payable to **Receiver General of Canada/Publications**. Canadian customers add 7% GST and applicable PST.

**To order by Internet:** write to [order@statcan.ca](mailto:order@statcan.ca) or download an electronic version by accessing Statistics Canada's Web site ([www.statcan.ca](http://www.statcan.ca)), under the headings *Products and services*, *Downloadable publications*.

**Authorized agents and bookstores also carry Statistics Canada's catalogued publications.**

Catalogue 11-001E (F) Article 11-001E/11-001E-001-001



Statistics Canada

Thursday, June 3, 1997  
For release at 9:30 a.m.

#### MAJOR RELEASES



- **Urban transit, 1995** 2  
Discusses the attitudes on taking urban transit, Canadians are using it less and less. In 1996, each Canadian took an average of about six trips on some form of urban transit, the lowest level in the past 25 years.
- **Productivity, hourly compensation and unit labour cost, 1995** 4  
Growth in productivity among Canadian businesses was noticeably weak again in 1996, accompanied by sluggish gains in employment and slow economic growth during the year.

#### OTHER RELEASES

- **High-wind index, May 1997** 3
- **Short-term Economic Survey** 2
- **Steel primary forms, week ending May 31, 1997** 12
- **Egg production, April 1997** 12

#### PUBLICATIONS RELEASED

11



### Statistics Canada's official release bulletin

Catalogue 11-001E.

Published each working day by the Communications Division, Statistics Canada, 10-H, R.H. Coats Bldg., Tunney's Pasture, Ottawa, Ontario K1A 0T6.

To access *The Daily* on the Internet, visit our site at <http://www.statcan.ca>. To receive *The Daily* each morning by E-mail, send an E-mail message to [listproc@statcan.ca](mailto:listproc@statcan.ca). Leave the subject line blank. In the body of the message, type "subscribe daily firstname lastname".

Editor: Tom Vradenburg (613-951-1103, [vradtom@statcan.ca](mailto:vradtom@statcan.ca))

Head of Official Release: Madeleine Simard (613-951-1088), [simamad@statcan.ca](mailto:simamad@statcan.ca)

Published by authority of the Minister responsible for Statistics Canada. © Minister of Industry, 2000. Citation in newsprint, magazine, radio, and television reporting is permitted subject to the requirement that Statistics Canada is acknowledged as the source. Any other reproduction is permitted subject to the requirement that Statistics Canada is acknowledged as the source on all copies as follows: Statistics Canada, *The Daily*, catalogue 11-001E, along with date and page references.



# The Daily

Statistics Canada

## INDEX

December 2000

Subject	Reference period	Release date
<b>Annual Survey of Manufacturers</b>	1998	December 11, 2000
	1998	December 12, 2000
	1998	December 13, 2000
	1998	December 14, 2000
	1998	December 15, 2000
	1998	December 18, 2000
	1998	December 19, 2000
	1998	December 5, 2000
	1998	December 6, 2000
	1998	December 7, 2000
	1998	December 8, 2000
<b>Attending religious services</b>	1998	December 12, 2000
<b>Births</b>	1998	December 19, 2000
<b>Break and enter</b>	1999	December 19, 2000
<b>Building permits</b>	October 2000	December 6, 2000
<b>Canada's international transactions in securities</b>	October 2000	December 21, 2000
<b>Canadian culture in perspective: A statistical overview</b>	2000 Edition	December 22, 2000
<b>Canadian economic observer</b>	December 2000	December 14, 2000
<b>Canadian international merchandise trade</b>	October 2000	December 19, 2000
<b>Canadian social trends</b>	Winter 2000	December 12, 2000
<b>Canadian Travel Survey: Suspension of publication</b>	2000	December 18, 2000
<b>Canadian Vehicle Survey</b>	First quarter, 2000	December 21, 2000
<b>Cancer incidence</b>	1996 , 1997 and 1998	December 1, 2000
<b>Cement</b>	October 2000	December 15, 2000
<b>Cereals and oilseeds review</b>	October 2000	December 21, 2000
<b>Coal and coke statistics</b>	September 2000	December 1, 2000
	October 2000	December 22, 2000
<b>Composite Index</b>	November 2000	December 15, 2000
<b>Construction type plywood</b>	October 2000	December 20, 2000
<b>Construction Union Wage Rate Index</b>	November 2000	December 18, 2000



**INDEX: December 2000**

Subject	Reference period	Release date
<b>Consumer Price Index</b>	November 2000	December 14, 2000
<b>Crime statistics</b>	1999	December 14, 2000
<b>Crushing statistics</b>	November 2000	December 21, 2000
<b>Dairy statistics</b>	October and November 2000	December 14, 2000
<b>Deliveries of major grains</b>	November 2000	December 21, 2000
<b>Demographic statistics</b>	Third quarter 2000	December 19, 2000
<b>Department store sales and stocks</b>	October 2000	December 5, 2000
<b>Domestic air travel</b>	Second quarter 1999	December 20, 2000
<b>Domestic sales of refined petroleum products</b>	October 2000	December 1, 2000
<b>Earnings disparities among the provinces</b>	1998	December 18, 2000
<b>Egg production</b>	October 2000	December 8, 2000
<b>Electric power statistics</b>	September 2000	December 1, 2000
	October 2000	December 22, 2000
<b>Employer pension plans (trusteed pension funds)</b>	Second quarter 2000	December 22, 2000
<b>Employment Insurance</b>	October 2000	December 20, 2000
<b>Employment, earnings and hours</b>	October 2000	December 21, 2000
<b>Energy supply and demand</b>	1999 and fourth quarter 1999	December 15, 2000
<b>Environment industry: Business sector</b>	1998	December 4, 2000
<b>Export and import price indexes</b>	October 2000	December 19, 2000
<b>Factors associated with female employment rates in rural and small town Canada</b>		December 13, 2000
<b>Farm product prices</b>	January to October 2000	December 8, 2000
<b>Farming operating revenues and expenses</b>	1999	December 6, 2000
<b>Federal government employment in Census Metropolitan Areas</b>	September 2000	December 21, 2000
	Fiscal year ended nearest to December 31, 1999	December 14, 2000
<b>Federal government enterprises finance</b>		December 14, 2000
<b>Film and video distribution</b>	1998/99	December 1, 2000
<b>Financial and taxation statistics for enterprises</b>	1998	December 20, 2000
<b>For-hire motor carriers of freight annual supplement — financial statistics</b>	1999	December 12, 2000
<b>For-hire motor carriers of freight, all carriers</b>	Second quarter 2000	December 1, 2000
<b>For-hire motor carriers of freight, top carriers</b>	Third quarter 2000	December 15, 2000
<b>Gross domestic product at factor cost by industry</b>	October 2000	December 22, 2000
<b>Health indicators</b>	December 2000	December 20, 2000
<b>Help-wanted Index</b>	November 2000	December 1, 2000
	December 2000	December 21, 2000

**INDEX: December 2000**

Subject	Reference period	Release date
<b>Historical CALURA data on CANSIM Household spending</b>	1999	December 13, 2000 December 12, 2000
<b>Incomes of younger retired women: The past 30 years</b>		December 11, 2000
<b>Industrial capacity utilization rates</b>	Third quarter 2000	December 7, 2000
<b>Industrial chemicals and synthetic resins</b>	October 2000	December 11, 2000
<b>Industrial concentration in the manufacturing, mining and logging industries</b>	1997	December 13, 2000
<b>Industrial monitor on CD-ROM</b>	December 2000	December 8, 2000
<b>Innovation and training in new firms</b>		December 8, 2000
<b>Inter-corporate ownership on CD-ROM</b>	Fourth quarter 2000	December 19, 2000
<b>Labour Force Survey</b>	November 2000	December 1, 2000
<b>Labour Force Survey — erratum</b>	November 2000	December 4, 2000
<b>Labour productivity, hourly compensation and unit labour cost</b>	Third quarter 2000	December 20, 2000
<b>Light bulbs and tubes</b>	November 2000	December 21, 2000
<b>Literacy in Canada: Disparity between francophones and anglophones</b>	1994	December 22, 2000
<b>Mineral wool including fibrous glass insulation</b>	November 2000	December 22, 2000
<b>Monthly Survey of Large Retailers</b>	September 2000 October 2000	December 4, 2000 December 21, 2000
<b>Monthly Survey of Manufacturing</b>	October 2000	December 18, 2000
<b>National Longitudinal Survey of Children and Youth: Third cycle</b>	1998–1999	December 19, 2000
<b>National Population Health Survey, household component public-use microdata files</b>	1998–1999	December 19, 2000
<b>National Population Health Survey, Residents of Health Care Institutions</b>	1998–1999	December 15, 2000
<b>Natural gas sales</b>	October 2000	December 19, 2000
<b>Neighbourhood inequality in cities</b>		December 13, 2000
<b>New Housing Price Index</b>	October 2000	December 11, 2000
<b>New motor vehicle sales</b>	October 2000	December 14, 2000
<b>Oils and fats</b>	October 2000	December 15, 2000
<b>Particleboard, oriented strandboard and fibreboard</b>	October 2000	December 18, 2000
<b>Perceptions of the criminal justice system</b>	1999	December 4, 2000
<b>Perspectives on labour and income</b>	Winter 2000	December 11, 2000
<b>Pipeline transportation of crude oil and refined petroleum products</b>	September 2000	December 21, 2000
<b>Plugging in: Household Internet use</b>	1999	December 4, 2000
<b>Police resources in Canada</b>	2000	December 14, 2000
<b>Production of principal field crops</b>	November 2000	December 5, 2000

**INDEX: December 2000**

Subject	Reference period	Release date
<b>Provincial and territorial government enterprises finance</b>	Fiscal year ended nearest to December 31, 1998	December 14, 2000
<b>Public sector employment</b>	Third quarter 2000	December 18, 2000
<b>Pulpwood and wood residue statistics</b>	October 2000	December 22, 2000
<b>Quarterly Retail Commodity Survey</b>	Third quarter 2000	December 21, 2000
<b>Railway carloadings</b>	Seven-day period ending November 7, 2000	December 12, 2000
	Seven-day period ending November 14, 2000	December 14, 2000
	Seven-day period ending November 21, 2000	December 22, 2000
<b>Restaurant, caterers and taverns</b>	October 2000	December 22, 2000
<b>Retail trade</b>	October 2000	December 20, 2000
<b>Road motor vehicle fuel sales volumes</b>	1999	December 11, 2000
<b>RRSP contribution limits</b>	2000	December 4, 2000
<b>Sawmills and planing mills</b>	October 2000	December 20, 2000
<b>Shipments of rolled steel</b>	October 2000	December 13, 2000
<b>Statistical research data centres</b>		December 19, 2000
<b>Steel pipe and tubing</b>	October 2000	December 8, 2000
<b>Steel primary forms</b>	Week ending November 25, 2000	December 1, 2000
	Week ending December 2, 2000	December 7, 2000
	October 2000	December 13, 2000
	Week ending December 9, 2000	December 15, 2000
	Week ending December 16, 2000	December 22, 2000
<b>Stocks of frozen meat products</b>	December 2000	December 22, 2000
<b>Stocks of frozen poultry meat</b>	December 1, 2000	December 19, 2000
<b>Survey of Approaches to Educational Planning</b>	1999	December 1, 2000
<b>Therapeutic abortions</b>	1998	December 18, 2000
<b>Travel between Canada and other countries</b>	October 2000	December 15, 2000
<b>Wholesale trade</b>	October 2000	December 19, 2000