



The Daily

Statistics Canada

Thursday, February 8, 2001

For release at 8:30 a.m.

MAJOR RELEASES

There are no major releases today.

OTHER RELEASES

Population of businesses with employees, fourth quarter 2000	2
Benchmarking adult literacy in North America, 1994 to 1998	2
Steel primary forms, week ending February 3, 2001	2
Industrial chemicals and synthetic resins, December 2000	3
Industrial monitor on CD-ROM, February 2001	3
Traveller accommodation statistics, 1998	3
Arts, entertainment and recreation, 1998	3
Farm product prices, January to December 2000	3

NEW PRODUCTS

4

REGIONAL REFERENCE CENTRES

6



OTHER RELEASES

Population of businesses with employees

Fourth quarter 2000

There were 994,485 businesses with employees in the fourth quarter, a 0.1% increase from 993 194 in the third quarter.

This increase in the number of employer businesses is mainly explained by the 0.4% rise in Ontario to 326,592. Alberta gained 0.5% to 121,972.

These advances were offset by small declines in British Columbia, Quebec and New Brunswick.

At the regional level, after Ontario the highest rise in the number of employer businesses was registered in the Prairies (+0.3% to 192,471). As well, the Territories saw a 0.4% increase to 3,349, but Atlantic Canada reported a 0.2% decrease to 82,306.

Information on Nunavut will not be available until enough quarterly observations are collected.

Available on CANSIM: matrix 1420.

For more information, or to enquire about the concepts, methods or data quality of this release, contact James Datey (613-951-0013; fax: 613-951-0104; james.datey@statcan.ca), Business Register Division. ■

Benchmarking adult literacy in North America

1994 to 1998

Benchmarking adult literacy in North America: an international comparative study is available today. Published by Statistics Canada and Human Resources Development Canada and commissioned by the United States Department of Education, Office of Vocational and Adult Education, this monograph presents 10 international indicators that allow readers to compare the literacy proficiency of North Americans with that of other populations.

The results show that Canadian adults are at an average level of literacy performance, behind the Nordic countries and the Netherlands but on par with adults in the United States, Australia, and Germany.

This overall result masks important variation in the distribution of literacy skill between Canada and the United States. In Canada, the literacy skill of adults in the bottom 25 percent of the population is slightly better

than that observed in the United States, whereas the reverse is seen among adults in the top 25 percent of the population — American adults slightly outperform their Canadian peers.

The International Adult Literacy Survey was a 22-country initiative that provides objective measures of adult literacy skill in three domains: prose literacy, document literacy and quantitative literacy. These correspond to the following set of information processing skills needed to reliably perform everyday tasks at home, at work and in the community.

Prose literacy is the ability to understand and to use information from texts such as editorials, news stories, poems and fiction. Document literacy is the ability to find and use information from documents such as job applications, payroll forms, transportation schedules, maps, tables and graphs. Quantitative literacy is the ability to perform arithmetic functions such as balancing a chequebook, calculating a tip or completing an order form.

Benchmarking adult literacy in North America: An international comparative study (89-572-XPE, \$10) is now available. See *How to order products*. The report (89-572-XIE, free) is available on Statistics Canada's Web site. From the *Products and Services* page, choose *Free publications*, then *Education*. The report is also available at Human Resources Development Canada's Web site (www.hrdc-drhc.gc.ca/arb).

For more information, or to enquire about the concepts, methods or data quality of this release, contact T. Scott Murray (613-951-9035; fax: 613-951-9040), Culture, Tourism and the Centre for Education Statistics. ■

Steel primary forms

Week ending February 3, 2001 (preliminary)

Steel primary forms production for the week ending February 3 totalled 259 335 metric tonnes, down 2.7% from 266 558 tonnes a week earlier and down 19.4% from 321 574 tonnes in the same week of 2000. The year-to-date total at the end of the reference week was 1 296 414 tonnes, a 18.6% decrease compared with 1 591 876 tonnes in the same period of 2000.

For more information, or to enquire about the concepts, methods or data quality of this release, contact Jean-Marie Houle (613-951-4925; houlejm@statcan.ca), Manufacturing, Construction and Energy Division. ■

Industrial chemicals and synthetic resins

December 2000

Chemical firms produced 222 215 metric tonnes of polyethylene synthetic resins in December, a 2% increase from 217 308 tonnes in December 1999.

Production over all of 2000 totalled 2 644 081 tonnes, up 6% from 2 484 616 tonnes produced in 1999.

Data are also available on production of 3 other types of synthetic resins and 24 industrial chemicals.

Available on CANSIM: matrix 951.

The December 2000 issue of *Industrial chemicals and synthetic resins* (46-002-XIB, \$5/47) is now available. See *How to order products*.

For more information, or to enquire about the concepts, methods or data quality of this release, contact Huguette Montcalm (613-951-9827; monthug@statcan.ca), Manufacturing, Construction and Energy Division. ■

Industrial monitor on CD-ROM

February 2001

The *Industrial monitor on CD-ROM* offers up-to-date data on more than 150 manufacturing industries and 33 other industries covering construction, wholesale trade and retail trade. This information is offered for 25 sectors, and can be purchased by individual sector or as a complete package.

For each industry, up to 50 variables are organized in the Table Viewer according to five table types: supply, demand, price, labour/employment, and investment/capital stock. The underlying database is also available via the Series Browser for more extensive time-series analysis and inter-industry comparisons.

The *Industrial Monitor on CD-ROM* is linked to the Standard Industrial Classification manual, provides pop-up textual descriptions for every series and embodies consistent data conventions — all features designed to make analysis easy and accurate. State-of-the-art functions offer searching, graphing, viewing, exporting and transforming capabilities, providing the information quickly and easily.

The February 2001 issue of the *Industrial monitor on CD-ROM* is now available. An annual subscription (one CD-ROM per month) to the full package (15F0015XCB) costs \$995, a savings of more than 80% off the annual subscription price of \$258 per individual sector.

For more information, or to request a free demonstration CD-ROM, contact Yolande Chantigny (1-800-887-9163; 613-951-9163; fax: 613-951-3688; imad@statcan.ca), Industry Measures and Analysis Division, or contact your nearest Statistics Canada Regional Reference Centre. ■

Traveller accommodation statistics

1998 (preliminary)

Data for 1998 from the Annual Survey of Traveller Accommodation Service Industries are now available. The statistics will be available on CANSIM at a later date.

For more information, or to enquire about the concepts, methods or data quality of this release, contact Joan Farnworth (613-951-6303) or Veronica Utovac (613-951-0813), Service Industries Division. ■

Arts, entertainment and recreation

1998

Data on arts, entertainment and recreation (NAICS 71) are now available for 1998. The data will be available on CANSIM at a later date.

For more information, or to enquire about the concepts, methods or data quality of this release, contact Lindsay MacLean (613-951-5262) or Peter Bailie (613-951-0122), Services Industries Division. ■

Farm product prices

January to December 2000

Monthly farm product prices for January to December 2000 are now available.

For more information, or to enquire about the concepts, methods or data quality of this release, contact Gail-Ann Breese (204-983-3445; fax: 613-951-3868), Agriculture Division. ■

NEW PRODUCTS

Industrial monitor on CD-ROM, February 2001
Catalogue number 15F0015XCB (\$995).

Industrial chemicals and synthetic resins,
December 2000
Catalogue number 46-002-XIB (\$5/\$47).

Labour force information, week ending
January 20, 2001
Catalogue number 71-001-PIB (\$8/\$78).
Available at 7 am on Friday, February 9

Labour force information, week ending
January 20, 2001
Catalogue number 71-001-PPB (\$11/\$103).
Available at 7 am on Friday, February 9

Employment, earnings and hours, November 2000
Catalogue number 72-002-XIB (\$24/\$240).

Benchmarking adult literacy in North America: An international comparative study, 1998
Catalogue number 89-572-XIE
(Free).

Benchmarking adult literacy in North America: an international comparative study, 1998
Catalogue number 89-572-XPE (\$10).

All prices are in Canadian dollars and exclude sales tax. Additional shipping charges apply for delivery outside Canada.

Catalogue numbers with an -XIB or an -XIE extension are Internet versions; those with -XMB or -XME are microfiche; -XPB or -XPE are paper versions; -XDB are electronic versions on diskette and -XCD are electronic versions on compact disc.

How to order products

Order products by phone:

Please refer to the • Title • Catalogue number • Volume number • Issue number • Your VISA or MasterCard number.

In Canada and the United States call:

1-800-267-6677

From other countries call:

1-613-951-7277

To fax your order:

1-877-287-4369

Address changes or account inquiries:


1-800-700-1033

To order a product by mail write: Statistics Canada, Circulation Management, Dissemination Division, Ottawa, K1A 0T6. Include a cheque or money order payable to **Receiver General of Canada/Publications**. Canadian customers add 7% GST and applicable PST.

To order by Internet: write to order@statcan.ca or download an electronic version by accessing Statistics Canada's Web site (www.statcan.ca), under the headings *Products and services*, *Downloadable publications*.

Authorized agents and bookstores also carry Statistics Canada's catalogued publications.

Catalogue 11-001E (F) (en) (en) 11-001E/11-001E001E-01E



Statistics Canada

Thursday, June 3, 1997
For release at 8:30 a.m.



MAJOR RELEASES

- **Urban transit, 1996** 2
Despite the emphasis on taking urban transit, Canadians are using it less and less. In 1996, each Canadian took an average of about 20 trips on some form of urban transit, the lowest level in the past 25 years.
- **Productivity, hourly compensation and unit labour cost, 1996** 4
Growth in productivity among Canadian businesses was notably weak again in 1996, accompanied by sluggish gains in employment and slow economic growth during the year.

OTHER RELEASES

- **Help-wanted index, May 1997** 3
- **Short-term Expectations Survey** 2
- **Steel primary forms, week ending May 31, 1997** 12
- **Egg production, April 1997** 12

PUBLICATIONS RELEASED 11



Statistics Canada's official release bulletin

Catalogue 11-001E.

Published each working day by the Communications Division, Statistics Canada, 10-H, R.H. Coats Bldg., Tunney's Pasture, Ottawa, Ontario K1A 0T6.

To access *The Daily* on the Internet, visit our site at <http://www.statcan.ca>. To receive *The Daily* each morning by E-mail, send an E-mail message to listproc@statcan.ca. Leave the subject line blank. In the body of the message, type "subscribe daily firstname lastname".

Editor: Tom Vradenburg (613-951-1103, vradtom@statcan.ca)

Head of Official Release: Madeleine Simard (613-951-1088), simamad@statcan.ca

Published by authority of the Minister responsible for Statistics Canada. © Minister of Industry, 2001. Citation in newsprint, magazine, radio, and television reporting is permitted subject to the requirement that Statistics Canada is acknowledged as the source. Any other reproduction is permitted subject to the requirement that Statistics Canada is acknowledged as the source on all copies as follows: Statistics Canada, *The Daily*, catalogue 11-001E, along with date and page references.

REGIONAL REFERENCE CENTRES

Statistics Canada's Regional Reference Centres offer a full range of the Agency's products and services. Each reference centre is equipped with a library and sales counter where you can consult or purchase publications, diskettes, CD-ROM discs, microfiche, maps and more.

Each centre has facilities to retrieve information from CANSIM, Statistics Canada's data retrieval system. A telephone inquiry service is available with toll-free access for those located outside local calling areas. Many other valuable services—from seminars to consultations—are also offered. For information, contact your nearest Regional Reference Centre.

Newfoundland and Labrador, Nova Scotia, Prince Edward Island and New Brunswick

Advisory Services
Statistics Canada
1741 Brunswick Street
2nd Floor, Box 11
Halifax, Nova Scotia
B3J 3X8
Local calls: (902) 426-5331
Toll free: 1-800-263-1136
Fax: 1-902-426-9538
E-mail: atlantic.info@statcan.ca

Quebec and Nunavut

Advisory Services
Statistics Canada
4th Floor, East Tower
Guy Favreau Complex
200 René Lévesque Blvd. W.
Montréal, Québec
H2Z 1X4
Local calls: (514) 283-5725
Toll free: 1-800-263-1136
Fax: 1-514-283-9350

National Capital Region

Statistical Reference Centre (NCR)
Statistics Canada
Lobby, R.H. Coats Building
Holland Avenue
Tunney's Pasture
Ottawa, Ontario
K1A 0T6
Local calls: (613) 951-8116
Fax: 1-613-951-0581
E-mail: infostats@statcan.ca

Ontario

Advisory Services
Statistics Canada
10th Floor
Arthur Meighen Building
25 St. Clair Avenue East
Toronto, Ontario
M4T 1M4
Local calls: (416) 973-6586
Toll free: 1-800-263-1136
Fax: 1-416-973-7475

Manitoba

Advisory Services
Statistics Canada
Via Rail Building, Suite 200
123 Main Street
Winnipeg, Manitoba
R3C 4V9
Local calls: (204) 983-4020
Toll free: 1-800-263-1136
Fax: 1-204-983-7543
E-mail: statswpg@solutions.net

Saskatchewan

Advisory Services
Statistics Canada
Park Plaza, Suite 440
2365 Albert Street
Regina, Saskatchewan
S4P 4K1
Local calls: (306) 780-5405
Toll free: 1-800-263-1136
Fax: 1-306-780-5403
E-mail: statcan@sk.sympatico.ca

Southern Alberta

Advisory Services
Statistics Canada
Discovery Place, Room 201
3553-31 Street N.W.
Calgary, Alberta
T2L 2K7
Local calls: (403) 292-6717
Toll free: 1-800-263-1136
Fax: 1-403-292-4958
E-mail: degagnej@cadvision.com

Northern Alberta and the Northwest Territories

Advisory Services
Statistics Canada
15th Floor, Park Square
10001 Bellamy Hill
Edmonton, Alberta
T5J 3B6
Local calls: (780) 495-3027
Toll free: 1-800-263-1136
Fax: 1-780-495-5318
E-mail:
Johane.Tremblay@a.statcan.ca

British Columbia and the Yukon

Advisory Services
Statistics Canada
Library Square Tower, Suite 600
300 West Georgia Street
Vancouver, B.C.
V6B 6C7
Local calls: (604) 666-3691
Toll free: 1-800-263-1136
Fax: 1-604-666-4863

National toll-free enquiries line (Canada and the United States): 1-800-263-1136
Toll-free order-only line (Canada and the United States): 1-800-267-6677
Toll-free fax order line (Canada and the United States): 1-877-287-4369
Toll-free telecommunications device for the hearing impaired: 1-800-363-7629