



# The Daily

Statistics Canada

**Monday, March 5, 2001**

For release at 8:30 a.m.

---

## MAJOR RELEASES

---

There are no major releases today.

---

## OTHER RELEASES

---

Department store sales and stocks, January 2001	2
Production and disposition of tobacco products, January 2001	2
Egg production, January 2001	2

---

<b>NEW PRODUCTS</b>	<b>3</b>
---------------------	----------

---



## OTHER RELEASES

### Department store sales and stocks

January 2001

For a second consecutive month, consumers increased their spending in department stores. In January, department store sales totalled \$1.63 billion (seasonally adjusted), up 3.6% from December. For the first time, sales exceeded the level reached in August 1999, the previous sales peak for department stores.

Department store sales, unadjusted for seasonality, advanced 9.1% in January compared with January 2000. Sales were up in all provinces.

#### Department store sales including concessions

	Jan. 2000	Jan. 2001	Jan. 2000 to Jan. 2001
	not seasonally adjusted		
	\$ millions		% change
<b>Canada</b>	<b>1,011.4</b>	<b>1,103.7</b>	<b>9.1</b>
Newfoundland and Prince Edward Island <sup>1</sup>	19.2	20.6	7.3
Nova Scotia	27.3	28.9	5.9
New Brunswick	21.2	23.5	10.9
Quebec	185.3	200.9	8.4
Ontario	436.5	474.9	8.8
Manitoba	41.3	45.2	9.3
Saskatchewan	35.9	39.8	11.1
Alberta	121.8	135.7	11.4
British Columbia, Yukon, Northwest Territories and Nunavut <sup>1</sup>	122.8	134.1	9.2

<sup>1</sup> For reasons of confidentiality, data for Newfoundland and Prince Edward Island are combined, as are data for British Columbia, Yukon, Northwest Territories and Nunavut.

Alberta, Saskatchewan and New Brunswick reported the largest year-over-year increases, with gains of at least 10.0%. All other provinces posted sales gains of at least 7% except Nova Scotia (+5.9%).

**Available on CANSIM: matrices 111, 112 (series 1) and 113 (series 3).**

To order data, or for general information, contact the Client Services Unit (1-877-421-3067; 613-951-3549; [retailinfo@statcan.ca](mailto:retailinfo@statcan.ca)). For analytical information, or to enquire about the concepts, methods or data quality of this release, contact Cl rance Kimanyi (613-951-6363; [kimacle@statcan.ca](mailto:kimacle@statcan.ca)), Distributive Trades Division. ■

### Production and disposition of tobacco products

January 2001

Tobacco product manufacturers started the year with a drop in cigarette production. Sales were also down, but not as much as production. Inventories grew slightly.

January production of 2.9 billion cigarettes dropped 14% from December, and 21% from that of January 2000.

January's shipments of 3.2 billion cigarettes were down from 3.4 billion in December. This was 5% behind the previous month but 9% ahead of shipments in January 2000.

Although holiday sales in December had drawn inventories down, they built up slightly during January. At the end of January they had regained 2% to 3.9 billion cigarettes. This was 6% below closing inventories of January 2000.

**Available on CANSIM: matrix 46.**

The January 2001 issue of *Production and disposition of tobacco products* (32-022-XIB, \$5/\$47) is now available. See *How to order products*.

For more information, or to enquire about the concepts, methods or data quality of this release, contact Peter Zylstra (613-951-3511; [zylspet@statcan.ca](mailto:zylspet@statcan.ca)), Manufacturing, Construction and Energy Division. ■

### Egg production

January 2001 (preliminary)

Egg production estimates for January 2001 are now available.

**Available on CANSIM: matrices 1145, 1146 and 5689-5691.**

To order *Production of eggs* (23-003-XPB, \$110), contact Julie Gordon (613-951-5039), Agriculture Division.

For more information, or to enquire about the concepts, methods or data quality for this release, contact Sandy Giefeldt (613-951-2505) or Gilles Beaudry (613-951-7128), ([gilles.beaudry@statcan.ca](mailto:gilles.beaudry@statcan.ca)), Agriculture Division. ■

---

## NEW PRODUCTS

---

**Production of eggs**, January 2001  
Catalogue number **23-003-XPB** (\$110).

**Production and disposition of tobacco products**,  
January 2001  
Catalogue number **32-022-XIB** (\$5/\$47).

**Retail trade**, December 2000  
Catalogue number **63-005-XPB** (\$21/\$206).

**Imports by country**, January–December 2000  
Catalogue number **65-006-XMB** (\$62/\$206).

**Imports by country**, January–December 2000  
Catalogue number **65-006-XPB** (\$124/\$412).

**Imports by commodity**, December 2000  
Catalogue number **65-007-XMB** (\$37/\$361).

**Imports by commodity**, December 2000  
Catalogue number **65-007-XPB** (\$78/\$773).

**All prices are in Canadian dollars and exclude sales tax. Additional shipping charges apply for delivery outside Canada.**

Catalogue numbers with an -XIB or an -XIE extension are Internet versions; those with -XMB or -XME are microfiche; -XPB or -XPE are paper versions; -XDB are electronic versions on diskette and -XCD are electronic versions on compact disc.

### How to order products

**Order products by phone:**

Please refer to the • Title • Catalogue number • Volume number • Issue number • Your VISA or MasterCard number.

In Canada and the United States call:

**1-800-267-6677**

From other countries call:

**1-613-951-7277**

To fax your order:

**1-877-287-4369**

Address changes or account inquiries:

**1-800-700-1033**


**To order a product by mail write:** Statistics Canada, Circulation Management, Dissemination Division, Ottawa, K1A 0T6.

Include a cheque or money order payable to **Receiver General of Canada/Publications**. Canadian customers add 7% GST and applicable PST.

**To order by Internet:** write to [order@statcan.ca](mailto:order@statcan.ca) or download an electronic version by accessing Statistics Canada's Web site ([www.statcan.ca](http://www.statcan.ca)), under the headings *Products and services*, *Downloadable publications*.

**Authorized agents and bookstores also carry Statistics Canada's catalogued publications.**

Catalogue 11-001E (F) English 11-001E/11-001E-010



Statistics Canada

---

Thursday, June 5, 1997  
For release at 8:30 a.m.

**MAJOR RELEASES**



- **Urban transit, 1995** 2  
Despite the emphasis on taking urban transit, Canadians are taking it less and less. In 1996, about 1.5 billion trips were taken on some form of urban transit, the lowest level in the past 25 years.
- **Productivity, hourly compensation and unit labour cost, 1996** 4  
Growth in productivity among Canadian businesses was relatively weak again in 1996 accompanied by sluggish gains in employment and slow economic growth during the year.

**OTHER RELEASES**

- **Help-wanted index, May 1997** 3
- **Short-term Expectations Survey** 8
- **Steel primary forms, season ending May 31, 1997** 12
- **Egg production, April 1997** 13

**PUBLICATIONS RELEASED** 11

---

**Statistics Canada's official release bulletin**

Catalogue 11-001E.

Published each working day by the Communications Division, Statistics Canada, 10-H, R.H. Coats Bldg., Tunney's Pasture, Ottawa, Ontario K1A 0T6.

To access *The Daily* on the Internet, visit our site at <http://www.statcan.ca>. To receive *The Daily* each morning by E-mail, send an E-mail message to [listproc@statcan.ca](mailto:listproc@statcan.ca). Leave the subject line blank. In the body of the message, type "subscribe daily firstname lastname".

Editor: Tom Vradenburg (613-951-1103, [vradtom@statcan.ca](mailto:vradtom@statcan.ca))

Head of Official Release: Madeleine Simard (613-951-1088), [simamad@statcan.ca](mailto:simamad@statcan.ca)

Published by authority of the Minister responsible for Statistics Canada. © Minister of Industry, 2001. Citation in newsprint, magazine, radio, and television reporting is permitted subject to the requirement that Statistics Canada is acknowledged as the source. Any other reproduction is permitted subject to the requirement that Statistics Canada is acknowledged as the source on all copies as follows: Statistics Canada, *The Daily*, catalogue 11-001E, along with date and page references.