

The Daily

Statistics Canada

Tuesday, March 6, 2001

For release at 8:30 a.m.

MAJOR RELEASES

There are no major releases today.

OTHER RELEASES

Canadian Tobacco Use Monitoring Survey, February to June 2000	2
Cement, January 2001	2
Performing arts, 1998/99	2

NEW PRODUCTS	3
---------------------	----------



OTHER RELEASES

Canadian Tobacco Use Monitoring Survey

February to June 2000

Canada had more ex-smokers than smokers during the period from February to June 2000, according to data from the Canadian Tobacco Use Monitoring Survey (CTUMS).

This survey, conducted by Statistics Canada on behalf of Health Canada, found that about 5.9 million people, about 24% of the population aged 15 and older, still smoked either daily or occasionally. However, another 26% of the 15-and-over population, or about 6 million people, reported that they had quit.

About 26% of men aged 15 and over were smokers, slightly higher than the proportion of women, about 22%.

Young adults aged 20 to 24 still had the highest smoking rates of any age group. An estimated 35% of men and 30% of women in this age group reported that they smoked. Teenagers aged 15 to 19 had the second highest smoking rates, about 26%; this is somewhat higher than the level of about 22% among teens during the early 1990s, but has been stable since the mid-1990s.

The survey also showed that cigarette consumption is lower in provinces with higher cigarette taxes and prices. Smokers consumed an average of between 14.0 and 15.5 cigarettes a day in British Columbia, Alberta, Saskatchewan, Manitoba and Newfoundland, which had fairly high taxes and prices. In the remaining provinces, consumption varied between 17.5 and 18.0 cigarettes a day.

Smokers in British Columbia reported smoking only 14 cigarettes a day. Those in New Brunswick, where taxes and prices are relatively low, smoked 18 a day.

The CTUMS provides timely, reliable and continual data on tobacco use and related issues. The survey's primary objective is to track changes in smoking status and consumption, especially for populations most at risk, such as people aged 15 to 24. This wave, conducted from February to June 2000, collected data from about 10,500 respondents.

Data for the second wave, conducted from July to December 2000, will be available shortly. A fact sheet containing more extensive analysis for the entire year will be available by June.

For more information on its availability or other questions about CTUMS, contact Anne

Zaborski, Tobacco Control Program, Health Canada (613-954-0152; anne_zaborski@hc-sc.gc.ca) or visit the program's Web site: (www.hc-sc.gc.ca/hppb/tobacco/ctums_splash.html).

For information on the public-use microdata file, contact Client Services (1-888-297-7355; 613-951-7355; fax: 613-951-3012; ssd@statcan.ca), Special Surveys Division. For more information, or to enquire about the concepts, methods or data quality of this release, contact Eddy Ross (613-951-3240; rossedd@statcan.ca), Special Surveys Division. ■

Cement

January 2001

Manufacturers shipped 593 303 metric tonnes of cement in January, down 10.1% from 660 033 tonnes in December 2000 but up 26.5% from 469 123 tonnes in January 2000.

Available on CANSIM: matrices 92 and 122 (series 35).

The January 2001 issue of *Cement* (44-001-XIB, \$5/\$47) is now available. See *How to order products*.

For more information, or to enquire about the concepts, methods or data quality of this release, contact Yasmin Sheikh (613-951-2518; sheiyas@statcan.ca), Manufacturing, Construction and Energy Division. ■

Performing arts

1998/99

Data from the 1998/99 performing arts survey are now available in table format (87F0003XPE, \$50). Data are available by province and by discipline. Custom tabulations are available on a cost-recovery basis.

The performing arts survey is a biennial survey of all not-for-profit professional performing arts companies in Canada classified as theatre, music (instrumental or choral), dance and opera.

To order special or standard tables, for more information, or to enquire about the concepts, methods or data quality of this release, contact Marie Lavallée-Farah (613-951-1571; fax: 613-951-9040; lavamar@statcan.ca), Culture Statistics Program. ■

NEW PRODUCTS

Farm cash receipts, January–December 2000
Catalogue number **21-001-XIB** (\$15/\$48).

Cereals and oilseeds review, December 2000
Catalogue number **22-007-XIB** (\$11/\$112).

Cereals and oilseeds review, December 2000
Catalogue number **22-007-XPB** (\$15/\$149).

Supply and disposition of crude oil and natural gas,
November 2000
Catalogue number **26-006-XPB** (\$19/\$186).

Cement, January 2001
Catalogue number **44-001-XIB** (\$5/\$47).

Coal and coke statistics, December 2000
Catalogue number **45-002-XIB** (\$9/\$85).

Electric power statistics, December 2000
Catalogue number **57-001-XIB** (\$9/\$85).

Employment, earnings and hours, December 2000
Catalogue number **72-002-XIB** (\$24/\$240).

Performing arts, 1998/1999
Catalogue number **87F0003XPE** (\$50).

All prices are in Canadian dollars and exclude sales tax. Additional shipping charges apply for delivery outside Canada.

Catalogue numbers with an -XIB or an -XIE extension are Internet versions; those with -XMB or -XME are microfiche; -XPB or -XPE are paper versions; -XDB are electronic versions on diskette and -XCD are electronic versions on compact disc.

How to order products

Order products by phone:

Please refer to the • Title • Catalogue number • Volume number • Issue number • Your VISA or MasterCard number.

In Canada and the United States call:

1-800-267-6677

From other countries call:

1-613-951-7277

To fax your order:

1-877-287-4369

Address changes or account inquiries:

1-800-700-1033


To order a product by mail write: Statistics Canada, Circulation Management, Dissemination Division, Ottawa, K1A 0T6.

Include a cheque or money order payable to **Receiver General of Canada/Publications**. Canadian customers add 7% GST and applicable PST.

To order by Internet: write to order@statcan.ca or download an electronic version by accessing Statistics Canada's Web site (www.statcan.ca), under the headings *Products and services*, *Downloadable publications*.

Authorized agents and bookstores also carry Statistics Canada's catalogued publications.

Catalogue 11-001E (F) (English) 11-001E/11-001E-0101



Statistics Canada

Thursday, June 5, 1997
For release at 8:30 a.m.



MAJOR RELEASES

- **Urban transit, 1995** 2
Despite the emphasis on taking urban transit, Canadians are getting it less and less. In 1995, about 10 million took an average of about 10 trips on some form of urban transit, the lowest level in the past 25 years.
- **Productivity, hourly compensation and unit labour cost, 1995** 4
Growth in productivity among Canadian businesses was relatively weak again in 1995 accompanied by sluggish gains in employment and slow economic growth during the year.

OTHER RELEASES

- **High-wire Index, May 1997** 3
- **Short-term Expectations Survey** 8
- **Steel primary forms, season ending May 31, 1997** 12
- **Egg production, April 1997** 13

PUBLICATIONS RELEASED 11



Statistics Canada's official release bulletin

Catalogue 11-001E.

Published each working day by the Communications Division, Statistics Canada, 10-H, R.H. Coats Bldg., Tunney's Pasture, Ottawa, Ontario K1A 0T6.

To access *The Daily* on the Internet, visit our site at <http://www.statcan.ca>. To receive *The Daily* each morning by E-mail, send an E-mail message to listproc@statcan.ca. Leave the subject line blank. In the body of the message, type "subscribe daily firstname lastname".

Editor: Tom Vradenburg (613-951-1103, vradtom@statcan.ca)

Head of Official Release: Madeleine Simard (613-951-1088), simamad@statcan.ca

Published by authority of the Minister responsible for Statistics Canada. © Minister of Industry, 2001. Citation in newsprint, magazine, radio, and television reporting is permitted subject to the requirement that Statistics Canada is acknowledged as the source. Any other reproduction is permitted subject to the requirement that Statistics Canada is acknowledged as the source on all copies as follows: Statistics Canada, *The Daily*, catalogue 11-001E, along with date and page references.