



The Daily

Statistics Canada

Thursday, March 8, 2001

For release at 8:30 a.m.

MAJOR RELEASES

There are no major releases today.

OTHER RELEASES

Steel primary forms, week ending March 3, 2001	2
Industrial monitor on CD-ROM, March 2001	2
Estimates of census families, July 1, 2000	2
Shipping, 1998	2

NEW PRODUCTS

REGIONAL REFERENCE CENTRES

Measuring economic well-being of rural Canadians using income indicators

1970 to 1997

The analysis bulletin *Measuring economic well-being of rural Canadians using income indicators* is the thirteenth in a series examining trends in rural Canada. This publication compares trends in income for rural families with trends among urban families. It is published in collaboration with the Rural Secretariat of Agriculture and Agri-Food Canada.

This bulletin is of particular interest to researchers, academics and rural planners. Data show that while, on average, rural families had lower incomes in the 1970 to 1997 period, the income gap between rural and urban families was closing. Rural families in the Atlantic Provinces and Quebec had relatively lower incomes, whereas rural families in Ontario and British Columbia had relatively higher incomes.

Measuring economic well-being of rural Canadians using income indicators (21-006-XIE, free) is now available on Statistics Canada's Web site (www.statcan.ca). On the *Products and Services* page, choose *Free Publications*, then *Agriculture*.

To order data, or for general information, call 1-800-465-1991. For more information, contact Carlo Rupnik (613-951-6835; carlo.rupnik@statcan.ca) or Ray Bollman (613-951-3747; fax: 613-951-3868; ray.bollman@statcan.ca), Agriculture Division.

OTHER RELEASES

Steel primary forms

Week ending March 3, 2001 (preliminary)

Steel primary forms production for the week ending March 3 totalled 295 969 metric tonnes, up 7.8% from 274 608 tonnes a week earlier and down 12.5% from 338 189 tonnes in the same week of 2000. The year-to-date total at the end of the reference week was 2 403 059 tonnes, down 17.0% from 2 896 017 tonnes produced in the same period of 2000.

For more information, or to enquire about the concepts, methods or data quality of this release, contact Julie Mayer (613-951-5370; julie.mayer@statcan.ca), Manufacturing, Construction and Energy Division. ■

Industrial monitor on CD-ROM

March 2001

The *Industrial monitor on CD-ROM* offers up-to-date data on more than 150 manufacturing industries and 33 other industries covering construction, wholesale trade and retail trade. This information is offered for 25 sectors, and can be purchased by individual sector or as a complete package.

For each industry, up to 50 variables are organized in the Table Viewer according to five table types: supply, demand, price, labour/employment, and investment/capital stock. The underlying database is also available via the Series Browser for more extensive time-series analysis and inter-industry comparisons.

The *Industrial monitor on CD-ROM* is linked to the Standard Industrial Classification manual, provides pop-up textual descriptions for every series and uses consistent data conventions — all features designed to make analysis easy and accurate. State-of-the-art functions offer searching, graphing, viewing, exporting and transforming capabilities, providing you the information quickly and easily.

The March 2001 issue of the *Industrial monitor on CD-ROM* is now available. An annual subscription (one CD-ROM per month) to the full package of 25 sectors (15F0015XCB) costs \$995, a savings of more than 80% off the annual subscription price of \$258 per individual sector.

For more information, or to request a free demonstration CD-ROM, contact Yolande Chantigny (1-800-887-9163; 613-951-9163; fax: 613-951-3688; imad@statcan.ca), Industry Measures and Analysis Division, or your nearest Statistics Canada Regional Reference Centre. ■

Estimates of census families

July 1, 2000 (preliminary)

Estimates of census families on July 1, 2000, as well as updated estimates on July 1, 1998 and 1999 for Canada, the provinces and territories, are now available.

Except for the territories, estimates are distributed by structure of family (husband–wife or lone-parent), size, age group of children, age of husband and wife for husband–wife families and age and sex of parent in lone-parent families.

Available on CANSIM: matrix 6343.

These estimates will appear in *Annual demographic statistics, 2000* (91-213-XIB, \$56; 91-213-XPB, \$125), which will be available soon. See *How to order products*.

To obtain data, contact Lise Champagne (613-951-2320; fax: 613-951-2307; chamlis@statcan.ca), Demography Division or the nearest Regional Reference Centre. For more information, or to enquire about the concepts, methods or data quality of this release, contact: Daniel Larrivée (613-951-0694; fax: 613-951-2307; daniel.larrivée@statcan.ca). ■

Shipping

1998

Financial and operational statistics of the shipping industry are now available for 1998.

To obtain data, for more information, or to enquire about the concepts, methods or data quality of this release, contact J.R. Larocque (613-951-2486; fax: 613-951-0009; laroque@statcan.ca), Transportation Division. ■

NEW PRODUCTS

Industrial monitor on CD-ROM, March 2001
Catalogue number **15F0015XCB** (\$995).

Measuring economic well-being of rural Canadians using income indicators, 1970 to 1997
Catalogue number **21-006-XIE**
(Free).

Labour force information, week ending February 17, 2001
Catalogue number **71-001-PIB** (\$8/\$78).
Available at 7 am Friday, March 9

Labour force information, week ending February 17, 2001
Catalogue number **71-001-PPB** (\$11/\$103).
Available at 7 am Friday, March 9

All prices are in Canadian dollars and exclude sales tax. Additional shipping charges apply for delivery outside Canada.

Catalogue numbers with an -XIB or an -XIE extension are Internet versions; those with -XMB or -XME are microfiche; -XPB or -XPE are paper versions; -XDB are electronic versions on diskette and -XCD are electronic versions on compact disc.

How to order products

Order products by phone:

Please refer to the • Title • Catalogue number • Volume number • Issue number • Your VISA or MasterCard number.


In Canada and the United States call: **1-800-267-6677**
From other countries call: **1-613-951-7277**
To fax your order: **1-877-287-4369**
Address changes or account inquiries: **1-800-700-1033**

To order a product by mail write: Statistics Canada, Circulation Management, Dissemination Division, Ottawa, K1A 0T6. Include a cheque or money order payable to **Receiver General of Canada/Publications**. Canadian customers add 7% GST and applicable PST.

To order by Internet: write to order@statcan.ca or download an electronic version by accessing Statistics Canada's Web site (www.statcan.ca), under the headings *Products and services*, *Downloadable publications*.

Authorized agents and bookstores also carry Statistics Canada's catalogued publications.

Catalogue 1-006 (F) Sample 11-001(1) ISBN 0293-0443



Statistics Canada

Thursday, June 9, 1997
For release at 9:30 a.m.



MAJOR RELEASES

- **Urban transit, 1996** 2
Despite the emphasis on taking urban transit, Canadians are using it less and less. In 1996, about Canadian took an average of about 45 trips on some form of urban transit, the lowest level in the past 25 years.
- **Productivity, hourly compensation and unit labour cost, 1996** 4
Growth in productivity among Canadian businesses was relatively weak again in 1996, accompanied by sluggish gains in employment and slow economic growth during the year.

OTHER RELEASES

- **Measures of Inflation, May 1997** 3
- **Short-term Expectations Survey** 3
- **Steel primary forms, week ending May 31, 1997** 12
- **EQB indicator, April 1997** 12

PUBLICATIONS RELEASED 11

Statistics Canada's official release bulletin

Catalogue 11-001E.

Published each working day by the Communications Division, Statistics Canada, 10-H, R.H. Coats Bldg., Tunney's Pasture, Ottawa, Ontario K1A 0T6.

To access *The Daily* on the Internet, visit our site at <http://www.statcan.ca>. To receive *The Daily* each morning by E-mail, send an E-mail message to listproc@statcan.ca. Leave the subject line blank. In the body of the message, type "subscribe daily firstname lastname".

Editor: Tom Vradenburg (613-951-1103, tom.vradenburg@statcan.ca)
Head of Official Release: Madeleine Simard (613-951-1088), madeleine.simard@statcan.ca

Published by authority of the Minister responsible for Statistics Canada. © Minister of Industry, 2001. Citation in newsprint, magazine, radio, and television reporting is permitted subject to the requirement that Statistics Canada is acknowledged as the source. Any other reproduction is permitted subject to the requirement that Statistics Canada is acknowledged as the source on all copies as follows: Statistics Canada, *The Daily*, catalogue 11-001E, along with date and page references.

REGIONAL REFERENCE CENTRES

Statistics Canada's Regional Reference Centres offer a full range of the Agency's products and services. Each reference centre is equipped with a library and sales counter where you can consult or purchase publications, diskettes, CD-ROM discs, microfiche, maps and more.

Each centre has facilities to retrieve information from CANSIM, Statistics Canada's data retrieval system. A telephone inquiry service is available with toll-free access for those located outside local calling areas. Many other valuable services—from seminars to consultations—are also offered. For information, contact your nearest Regional Reference Centre.

Newfoundland and Labrador, Nova Scotia, Prince Edward Island and New Brunswick

Advisory Services
Statistics Canada
1741 Brunswick Street
2nd Floor, Box 11
Halifax, Nova Scotia
B3J 3X8
Local calls: (902) 426-5331
Toll free: 1-800-263-1136
Fax: 1-902-426-9538
E-mail: atlantic.info@statcan.ca

Quebec and Nunavut

Advisory Services
Statistics Canada
4th Floor, East Tower
Guy Favreau Complex
200 René Lévesque Blvd. W.
Montréal, Québec
H2Z 1X4
Local calls: (514) 283-5725
Toll free: 1-800-263-1136
Fax: 1-514-283-9350

National Capital Region

Statistical Reference Centre (NCR)
Statistics Canada
Lobby, R.H. Coats Building
Holland Avenue
Tunney's Pasture
Ottawa, Ontario
K1A 0T6
Local calls: (613) 951-8116
Fax: 1-613-951-0581
E-mail: infostats@statcan.ca

Ontario

Advisory Services
Statistics Canada
10th Floor
Arthur Meighen Building
25 St. Clair Avenue East
Toronto, Ontario
M4T 1M4
Local calls: (416) 973-6586
Toll free: 1-800-263-1136
Fax: 1-416-973-7475

Manitoba

Advisory Services
Statistics Canada
Via Rail Building, Suite 200
123 Main Street
Winnipeg, Manitoba
R3C 4V9
Local calls: (204) 983-4020
Toll free: 1-800-263-1136
Fax: 1-204-983-7543
E-mail: statswpg@solutions.net

Saskatchewan

Advisory Services
Statistics Canada
Park Plaza, Suite 440
2365 Albert Street
Regina, Saskatchewan
S4P 4K1
Local calls: (306) 780-5405
Toll free: 1-800-263-1136
Fax: 1-306-780-5403
E-mail: statcan@sk.sympatico.ca

Southern Alberta

Advisory Services
Statistics Canada
Discovery Place, Room 201
3553-31 Street N.W.
Calgary, Alberta
T2L 2K7
Local calls: (403) 292-6717
Toll free: 1-800-263-1136
Fax: 1-403-292-4958
E-mail: degagnej@cadvision.com

Northern Alberta and the Northwest Territories

Advisory Services
Statistics Canada
15th Floor, Park Square
10001 Bellamy Hill
Edmonton, Alberta
T5J 3B6
Local calls: (780) 495-3027
Toll free: 1-800-263-1136
Fax: 1-780-495-5318
E-mail:
Johane.Tremblay@a.statcan.ca

British Columbia and the Yukon

Advisory Services
Statistics Canada
Library Square Tower, Suite 600
300 West Georgia Street
Vancouver, B.C.
V6B 6C7
Local calls: (604) 666-3691
Toll free: 1-800-263-1136
Fax: 1-604-666-4863

National toll-free enquiries line (Canada and the United States): 1-800-263-1136
Toll-free order-only line (Canada and the United States): 1-800-267-6677
Toll-free fax order line (Canada and the United States): 1-877-287-4369
Toll-free telecommunications device for the hearing impaired: 1-800-363-7629