



# The Daily

Statistics Canada

**Monday, June 4, 2001**

For release at 8:30 a.m.

---

## MAJOR RELEASES

---

There are no major releases today.

---

## OTHER RELEASES

---

Revisions to poultry meat per-capita disappearance, 1999 and 2000	2
Capital stocks (fixed assets) based on Chain Fisher formula	2
Capital stocks by type of asset	2

---

<b>NEW PRODUCTS</b>	<b>3</b>
---------------------	----------

---



---

## OTHER RELEASES

---

### Revisions to poultry meat per-capita disappearance

1999 and 2000

Revisions to estimates on chicken, stewing hens and turkey meat disappearance per person for 1999 and 2000 are now available. Total poultry meat disappearance for 2000 was revised downward from 35.4 kg per person to 35.0 kg.

**Available on CANSIM: tables 30017-30019 and matrices 1136 and 1139-1141.**

*Production of poultry and eggs (23-202-XIB, \$29)* will be available soon on Statistics Canada's Web site ([www.statcan.ca](http://www.statcan.ca)). See *How to order products*.

For more information, or to enquire about the concepts, methods or data quality of this release, contact Gilles Beaudry (1-800-465-1991; 613-951-7128; [gilles.beaudry@statcan.ca](mailto:gilles.beaudry@statcan.ca)). ■

### Capital stocks (fixed assets) based on Chain Fisher formula

The fixed capital flows and stocks (fixed assets) estimates using a Chain Fisher formula are now available. This form of estimation is consistent with the quarterly Income and Expenditure Accounts' adoption of the Fisher index formula in their estimation of real gross domestic product.

To order data, contact Flo Magmanlac (613-951-2765). For more information, or to enquire about the concepts, methods or data quality of these new series, contact Richard Landry (613-951-2579), Investment and Capital Stock Division. ■

### Capital stocks by type of asset

The fixed capital flows and stocks series are now available at a more detailed asset level.

The new breakdown by type of asset is fully integrated with the published asset groupings: buildings (industrial buildings, commercial buildings, institutional buildings and other non-residential buildings), engineering structures (marine engineering, transportation engineering, waterworks engineering, sewage engineering, electric power engineering, communication engineering, oil and gas engineering, mining engineering and other engineering), and machinery and equipment (computers and associated hardware, furniture, automobiles, trucks, other transportation equipment, agricultural machinery, processing equipment, telecommunications equipment, and other machinery and equipment).

This detailed breakdown is available by industry for Canada from 1961.

For more information, or to enquire about the concepts, methods or data quality of these new series, contact Richard Landry (613-951-2579) or Mychèle Gagnon (613-951-0994), Investment and Capital Stock Division. ■

## NEW PRODUCTS

There are no new products today.

### How to order products

#### Order products by phone:

Please refer to the • Title • Catalogue number • Volume number • Issue number • Your VISA or MasterCard number.


In Canada and the United States call: **1-800-267-6677**  
From other countries call: **1-613-951-7277**  
To fax your order: **1-877-287-4369**  
Address changes or account inquiries: **1-800-700-1033**

**To order a product by mail write:** Statistics Canada, Circulation Management, Dissemination Division, Ottawa, K1A 0T6. Include a cheque or money order payable to **Receiver General of Canada/Publications**. Canadian customers add 7% GST and applicable PST.

**To order by Internet:** write to [order@statcan.ca](mailto:order@statcan.ca) or download an electronic version by accessing Statistics Canada's Web site ([www.statcan.ca](http://www.statcan.ca)) under the headings *Products and services* and *Fee publications* (\$).

**Authorized agents and bookstores also carry Statistics Canada's catalogued publications.**

Catalogue 11-001E (F) (single) 11-001E (1) (52) 001-001-001



Statistics Canada

Thursday, June 3, 1997  
For release at 9:30 a.m.



**MAJOR RELEASES**

- **Urban transit, 1996** 2  
Despite the emphasis on taking urban transit, Canadians are using it less and less. In 1996, about Canadian took an average of about 45 trips on some form of urban transit, the lowest level in the past 25 years.
- **Productivity, hourly compensation and unit labour cost, 1996** 4  
Growth in productivity among Canadian businesses was relatively weak, despite the fact accompanied by sluggish gains in employment and slow economic growth during the year.

**OTHER RELEASES**

- **Manufactured Index, May 1997** 3
- **Short-term Expectations Survey** 3
- **Steel primary forms, week ending May 31, 1997** 12
- **EQB production, April 1997** 12

**PUBLICATIONS RELEASED** 11



### Statistics Canada's official release bulletin

Catalogue 11-001E.

Published each working day by the Communications Division, Statistics Canada, 10-H, R.H. Coats Bldg., Tunney's Pasture, Ottawa, Ontario K1A 0T6.

To access *The Daily* on the Internet, visit our site at <http://www.statcan.ca>. To receive *The Daily* each morning by E-mail, send an E-mail message to [listproc@statcan.ca](mailto:listproc@statcan.ca). Leave the subject line blank. In the body of the message, type "subscribe daily firstname lastname".

Editor: Tom Vradenburg (613-951-1103, [tom.vradenburg@statcan.ca](mailto:tom.vradenburg@statcan.ca))  
Head of Official Release: Madeleine Simard (613-951-1088), [madeleine.simard@statcan.ca](mailto:madeleine.simard@statcan.ca)

Published by authority of the Minister responsible for Statistics Canada. © Minister of Industry, 2001. Citation in newsprint, magazine, radio, and television reporting is permitted subject to the requirement that Statistics Canada is acknowledged as the source. Any other reproduction is permitted subject to the requirement that Statistics Canada is acknowledged as the source on all copies as follows: Statistics Canada, *The Daily*, catalogue 11-001E, along with date and page references.