



The Daily

Statistics Canada

Tuesday, June 5, 2001
For release at 8:30 a.m.

MAJOR RELEASES

There are no major releases today.

OTHER RELEASES

Trade and aviation passenger transportation, 1966 to 1998 2

NEW PRODUCTS 3



OTHER RELEASES

Trade and aviation passenger transportation

1966 to 1998

This research paper analyses the relationship between merchandise trade patterns and air passenger traffic between Canada and the United States between 1966 and 1998.

It assesses this relationship at three stages during the 30-year period in light of an air services accord that governed commercial air services between the two nations.

The accord, signed in 1966, was quite restrictive, limiting entry and price competition in transborder markets.

According to this study, in 1968, the earliest year for which data are available, there was a strong correlation between air passenger traffic and merchandise trade among certain provinces and states. When air passenger traffic levels were high on various routes, merchandise trade levels also tended to be high.

This restrictive agreement governed Canada–U.S. air service for almost 30 years. In essence, between 1966 and 1995 air service between the United States and Canada was frozen. At the same time, dramatic changes were occurring in the North

American economy because of regional economic shifts in Canada and the United States and the reduction in trade barriers between the two countries.

As a result, the correlation between air passenger traffic and trade levels that was strong at the outset of the period had actually deteriorated quite drastically by the time the 1966 accord expired in 1994.

In 1995, the original agreement was replaced with a new accord that has granted entry and pricing freedom in transborder markets.

By 1998, the correlation between air passenger traffic and merchandise trade flows on various intercity routes across the border had rebounded significantly.

The research paper *Trade and transportation: The impact of the 1995 Transborder Air Services Accord* (51F0007XIE, free) is now available. It is being released to coincide with National Transportation Week. It can be downloaded free at Statistics Canada's Web site (www.statcan.ca). On the *Our products and services* page, choose *Research papers (free)*, then *Transport and warehousing*.

For more information, or to enquire about the concepts, methods or data quality of this release, contact Jean-Robert Larocque (613-951-2486; larocque@statcan.ca), Transportation Division. ■

NEW PRODUCTS

Cereals and oilseeds review, Vol. 24, no. 3,
March 2001
Catalogue number 22-007-XIB (\$11/\$112).

Cereals and oilseeds review, Vol. 24, no. 3,
March 2001
Catalogue number 22-007-XPB (\$15/\$149).

Production and disposition of tobacco products,
April 2001, Vol. 30, no. 4
Catalogue number 32-022-XIB (\$5/\$47).

**Trade and transportation: The impact
of the 1995 Transborder Air Services
Accord**, 1966 to 1998
Catalogue number 51F0007XIE
(Free).

Electric power statistics, Vol. 69, no. 3, March 2001
Catalogue number 57-001-XIB (\$9/\$85).

**All prices are in Canadian dollars and exclude sales
tax. Additional shipping charges apply for delivery
outside Canada.**

Catalogue numbers with an -XIB or an -XIE extension
are Internet versions; those with -XMB or -XME are
microfiche; -XPB or -XPE are paper versions; -XDB are
electronic versions on diskette and -XCD are electronic
versions on compact disc.

How to order products

Order products by phone:

Please refer to the • Title • Catalogue number • Volume number • Issue number • Your VISA or MasterCard number.

In Canada and the United States call:

1-800-267-6677

From other countries call:

1-613-951-7277

To fax your order:

1-877-287-4369

Address changes or account inquiries:

1-800-700-1033


To order a product by mail write: Statistics Canada, Circulation Management, Dissemination Division, Ottawa, K1A 0T6.

Include a cheque or money order payable to **Receiver General of Canada/Publications**. Canadian customers
add 7% GST and applicable PST.

To order by Internet: write to order@statcan.ca or download an electronic version by accessing Statistics Canada's
Web site (www.statcan.ca) under the headings *Products and services* and *Fee publications* (\$).

Authorized agents and bookstores also carry Statistics Canada's catalogued publications.

Catalogue 11-001E (F) (English) 11-001E/11-001E-001E-001E



Statistics Canada

Thursday, June 5, 2001
For release at 8:30 a.m.



MAJOR RELEASES

- **Urban transit, 1995** 2
Despite the emphasis on taking urban transit, Canadians are taking it less and less. In 1996, about 1.5 billion trips were taken on some form of urban transit, the lowest level in the past 25 years.
- **Productivity, hourly compensation and unit labour cost, 1996** 4
Growth in productivity among Canadian businesses was relatively weak again in 1996 accompanied by sluggish gains in employment and slow economic growth during the year.

OTHER RELEASES

- **High-wind Index, May 1997** 3
- **Short-term Expectations Survey** 8
- **Steel primary forms, season ending May 31, 1997** 12
- **Egg production, April 1997** 13

PUBLICATIONS RELEASED 11

Statistics Canada's official release bulletin

Catalogue 11-001E.

Published each working day by the Communications Division, Statistics Canada, 10-H, R.H. Coats Bldg., Tunney's Pasture, Ottawa, Ontario K1A 0T6.

To access *The Daily* on the Internet, visit our site at <http://www.statcan.ca>. To receive *The Daily* each morning by E-mail, send an E-mail message to listproc@statcan.ca. Leave the subject line blank. In the body of the message, type "subscribe daily firstname lastname".

Editor: Tom Vradenburg (613-951-1103, tom.vradenburg@statcan.ca)

Head of Official Release: Madeleine Simard (613-951-1088), madeleine.simard@statcan.ca

Published by authority of the Minister responsible for Statistics Canada. © Minister of Industry, 2001. Citation in newsprint, magazine, radio, and television reporting is permitted subject to the requirement that Statistics Canada is acknowledged as the source. Any other reproduction is permitted subject to the requirement that Statistics Canada is acknowledged as the source on all copies as follows: Statistics Canada, *The Daily*, catalogue 11-001E, along with date and page references.