

The Daily

Statistics Canada

Thursday, July 12, 2001

Released at 8:30 a.m. Eastern time

MAJOR RELEASES

There are no major releases today.

OTHER RELEASES

Mental health statistics, 1998/99	2
Steel primary forms, week ending June 30, 2001	2
Residential Care Facilities Survey, 1998/99	3

NEW PRODUCTS



OTHER RELEASES

Mental health statistics

1998/99

The rate at which patients were discharged for mental disorders from general and psychiatric hospitals in 1998/99 continued a decline begun in the mid-1970s.

The rate, a measure of hospital use, was 639 discharges for every 100,000 population, down 6% from 1997/98 and 10% from 1993/94. This rate was well below the 25-year high of 894 discharges per 100,000, set in 1973.

Hospital discharges related to mental disorders

	1998/99	1997/98 to 1998/99	
	Number	Rate ¹	% change in rate ²
Canada	193,869	639.3	-5.7
Newfoundland	4,026	740.1	1.4
Prince Edward Island	1,585	1,156.0	1.4
Nova Scotia	6,069	647.5	-14.7
New Brunswick	6,107	810.1	-4.4
Quebec	44,529	607.3	-6.7
Ontario	70,087	613.4	-5.4
Manitoba	7,634	670.4	-3.9
Saskatchewan	6,134	597.7	-21.5
Alberta	18,472	631.9	-2.6
British Columbia	28,379	708.4	-2.4
Yukon	226	723.3	1.5
Northwest Territories	621	919.3	-2.5

¹ Rates are based on the number of discharges per 100,000 population.

² The 1997/98 data includes recently corrected counts for Manitoba.

This downward trend is largely due to the increasing emphasis on treating mental disorders in hospital outpatient and community clinics, and the transfer of long-term care patients to residential care facilities.

Most provinces followed the national trend, except Newfoundland, Prince Edward Island and Yukon, which reported slightly higher rates of discharge.

Patients spent 8.7 million days in hospital in 1998/99 for treatment of mental disorders, down from 10.6 million days in 1997/98. This decline was most significant for psychiatric hospitals, which registered a decrease of 1.6 million days. All provinces and territories except Prince Edward Island, British Columbia and the Northwest Territories reported declines.

Differences in the rates of discharge and days of stay among the provinces and territories may be attributable to the degree of availability and use of alternative types of care, such as outpatient clinics, community services, and residential care facilities.

Differences in rates between years may be attributable to changes in health care policies, such as the introduction of community-based treatment programs to replace hospitalization.

Hospitals reported 193,869 discharges related to mental disorders in 1998/99. General hospitals accounted for 87%, and psychiatric hospitals the remainder. Psychiatric hospitals reported an average length of stay of 197 days for a mental disorder, significantly higher than the average of 22 days in general hospitals. Psychiatric hospitals tend to treat patients with more serious disorders that require longer stays.

In 1998/99, mental disorders accounted for 14% of total days of care in general hospitals. The average length of stay in general hospitals for all causes of hospitalization, such as cancer, diabetes, heart disease, and injuries, was 8.6 days.

These statistics are based on counts of hospital discharges, which are counts of events, not patients. For example, a patient admitted and discharged three times during the reporting year would be counted as three discharges.

The Canadian Institute for Health Information (CIHI) has been responsible for the collection of mental health data since the fiscal year 1994/95. For more information, or to enquire about the concepts, methods or data quality of this release, contact Karen McCarthy (613-241-7860, ext 4026; fax: 613-241-8120), CIHI. For historical information prior to 1994/95, contact the Client Custom Services Unit (613-951-1746), Health Statistics Division, Statistics Canada. ■

Steel primary forms

Week ending June 30, 2001 (preliminary)

Steel primary forms production for the week ending June 30 totalled 300 621 metric tonnes, up 1.5% from 296 258 tonnes a week earlier and down 7.4% from 324 623 tonnes in the same week of 2000. The year-to-date total at the end of the reference week was 7 440 828 tonnes, down 12.9% from the 8 540 081 tonnes produced during the same period in 2000.

For general information or to order data, contact the Dissemination Officer (1-866-873-8789; 613-951-9497; manufact@statcan.ca). To enquire about the concepts, methods or data quality of this release, contact Greg Milsom (613-951-7093; milsomg@statcan.ca), Manufacturing, Construction and Energy Division. ■

Residential Care Facilities Survey

1998/99 (preliminary)

Data from the Residential Care Facilities Survey for the fiscal year 1998/99 are now available from Health Statistics Division.

Residential Care Facilities Survey data for fiscal years 1998/99 and 1999/2000 will be released in August.

For custom tabulations, contact Client Custom Services (613-951-1746; fax: 613-951-0792; hd-ds@statcan.ca). For more information, or to enquire about the concepts, methods or data quality of this release, contact Richard Trudeau (613-951-8782; fax: 613-951-6078) or Mike Gagnon (613-951-8570; fax: 613-951-6078), Health Statistics Division. ■

NEW PRODUCTS

There are no new products today.

How to order products

Order products by phone:

Please refer to the • Title • Catalogue number • Volume number • Issue number • Your VISA or MasterCard number.


In Canada and the United States call: **1-800-267-6677**
From other countries call: **1-613-951-7277**
To fax your order: **1-877-287-4369**
Address changes or account inquiries: **1-800-700-1033**

To order a product by mail write: Statistics Canada, Circulation Management, Dissemination Division, Ottawa, K1A 0T6. Include a cheque or money order payable to **Receiver General of Canada/Publications**. Canadian customers add 7% GST and applicable PST.

To order by Internet: write to order@statcan.ca or download an electronic version by accessing Statistics Canada's Web site (www.statcan.ca) under the headings *Products and services* and *Fee publications* (\$).

Authorized agents and bookstores also carry Statistics Canada's catalogued publications.

Catalogue 11-001E (F) (single) 11-001E (1) (52) 001-001-001



Statistics Canada

Thursday, June 9, 1997
For release at 9:30 a.m.



MAJOR RELEASES

- **Urban transit, 1996** 2
Despite the emphasis on taking urban transit, Canadians are using it less and less. In 1996, about Canadian took an average of about 45 trips on some form of urban transit, the lowest level in the past 25 years.
- **Productivity, hourly compensation and unit labour cost, 1996** 4
Growth in productivity among Canadian businesses was relatively weak, despite a 1996 accompanied by sluggish gains in employment and slow economic growth during the year.

OTHER RELEASES

- **Manufactured Index, May 1997** 3
- **Short-term Expectations Survey** 3
- **Steel primary forms, week ending May 31, 1997** 12
- **EQB production, April 1997** 12

PUBLICATIONS RELEASED 11



Statistics Canada's official release bulletin

Catalogue 11-001E.

Published each working day by the Communications Division, Statistics Canada, 10-H, R.H. Coats Bldg., Tunney's Pasture, Ottawa, Ontario K1A 0T6.

To access *The Daily* on the Internet, visit our site at <http://www.statcan.ca>. To receive *The Daily* each morning by E-mail, send an E-mail message to listproc@statcan.ca. Leave the subject line blank. In the body of the message, type "subscribe daily firstname lastname".

Editor: Tom Vradenburg (613-951-1103, tom.vradenburg@statcan.ca)
Head of Official Release: Madeleine Simard (613-951-1088), madeleine.simard@statcan.ca

Published by authority of the Minister responsible for Statistics Canada. © Minister of Industry, 2001. Citation in newsprint, magazine, radio, and television reporting is permitted subject to the requirement that Statistics Canada is acknowledged as the source. Any other reproduction is permitted subject to the requirement that Statistics Canada is acknowledged as the source on all copies as follows: Statistics Canada, *The Daily*, catalogue 11-001E, along with date and page references.