



The Daily

Statistics Canada

Monday, July 9, 2001

Released at 8:30 a.m. Eastern time

MAJOR RELEASES

There are no major releases today.

OTHER RELEASES

Public sector employment, first quarter 2001

2

NEW PRODUCTS

4



OTHER RELEASES

Public sector employment

First quarter 2001 (preliminary)

Employment in the public sector has rebounded to the levels of the mid-1990s after several years of tight budgetary control and government restructuring.

The public sector employed an average of just under 2.9 million people in the first quarter. This is an increase of 1.1%, or 31,100 people, from the first three months of 2000, and is the eighth straight quarterly increase.

There are now as many people working in the public sector as there were in the first quarter of 1996. However, there are now fewer than 93 public employees per 1,000 inhabitants, compared with more than 98 in the first quarter of 1996.

Ontario and British Columbia registered the largest increases in public sector employment. Ontario had 988,600 public sector employees, up 19,600 (+2.0%); British Columbia had 365,200, up 6,600 (+1.8%). The only provinces reporting declines were Nova Scotia and Newfoundland, where 2,100 jobs (-2.0%) and 800 jobs (-1.5%) were struck off their respective payrolls.

Jobs in government (federal, provincial/territorial and local) account for almost 91% of the total public sector work force. These three levels employed an average of just over 2.6 million people in the first quarter, about 21% of all salaried employees in Canada. The total government work force grew 1.0%, or about 24,600 employees, from the first quarter of 2000.

The biggest increase occurred in the federal government, including the military. Federal employment rose 4.2% from the first quarter of 2000 to 345,800, an increase of 14,000 jobs. A loss of 600 military jobs was more than offset by an increase of 14,600 in general government employment, located mostly in Ontario, Quebec and British Columbia.

Employment in local governments rose 0.7%, or about 6,600 jobs, to 920,500. School boards in Ontario and British Columbia, as well as municipal governments in Ontario, were responsible for most of this gain.

Employment by the provincial and territorial governments rose a slight 0.3%, or 4,100 jobs, to 1.3 million. Increases in the health sector in Ontario and Manitoba, as well as in general government in Quebec and British Columbia, were partly offset by declines in postsecondary education.

Public enterprises, which account for the remaining portion of the public sector, also reported increases. During the first quarter, these enterprises employed an average of 266,300, up 2.5% or 6,500 jobs from the first quarter of 2000.

These data, as well as other public sector employment, wages and salaries data are available on CANSIM and through custom tabulation.

Note: Public sector employment data are not expressed as "full-time equivalents" and do not distinguish between full-time and part-time employees.

Available on CANSIM: tables 1830002 and 1830004 and matrices 2720, 2860, 2863, 2864 and 2866.

For general information on the Public Institutions Division's products and services, or to order custom tabulations, contact Joanne Rice (613-951-0767; fax: 613-951-0661; joanne.rice@statcan.ca), Public Institutions Division.

For more information, or to enquire about the concepts, methods or data quality of this release, contact Alain Paquet (613-951-8565; paquala@statcan.ca), Public Institutions Division. □

Public sector employment
First quarter 2001

	Federal government ¹	Provincial and territorial governments ²	Local governments ³	Total government	Government business enterprises ⁴	Total public sector	First quarter 2000 to first quarter 2001 % change
Canada	345,805	1,334,345	920,546	2,600,696	266,348	2,867,045	1.1
Newfoundland	7,072	30,758	13,259	51,090	3,347	54,437	-1.5
Prince Edward Island	3,419	8,871	3,817	16,106	439	16,545	2.5
Nova Scotia	22,847	47,692	27,237	97,776	6,110	103,887	-2.0
New Brunswick	13,487	53,632	5,357	72,475	7,139	79,615	1.3
Quebec	71,562	367,451	206,553	645,565	64,459	710,024	0.1
Ontario	138,020	374,508	367,493	880,022	108,582	988,604	2.0
Manitoba	15,617	71,284	42,144	129,046	13,869	142,915	1.5
Saskatchewan	9,132	56,804	35,604	101,541	14,231	115,772	1.2
Alberta	24,948	133,137	96,068	254,153	15,416	269,570	0.6
British Columbia	34,692	178,799	119,562	333,054	32,118	365,172	1.8
Yukon	761	3,550	455	4,766	x	4,766	1.5
Northwest Territories	986	4,549	1,625	7,159	x	7,159	3.8
Nunavut	156	3,310	1,371	4,837	x	4,837	15.5
Exterior	3,107	0	0	3,107	x	3,107	0.5

^x Confidential data.

¹ Federal government includes the military.

² Provincial and territorial governments includes general government, universities and colleges and health and social services institutions.

³ Local government includes general government and school boards.

⁴ To preserve confidentiality, data for the territories and exterior of Canada exclude government public enterprises.

Note: Public sector employment data are not full-time equivalent and do not distinguish between full-time and part-time employees. Canada totals may differ from the sum of provinces/territories because of number rounding.



NEW PRODUCTS

Agriculture economic statistics, May 2001
Catalogue number **21-603-UPE** (\$26/\$52).

Electric power capability and load, 1999
Catalogue number **57-204-XIB** (\$23).

Retail trade, April 2001
Catalogue number **63-005-XPB** (\$21/\$206).

All prices are in Canadian dollars and exclude sales tax. Additional shipping charges apply for delivery outside Canada.

Catalogue numbers with an -XIB or an -XIE extension are Internet versions; those with -XMB or -XME are microfiche; -XPB or -XPE are paper versions; -XDB are electronic versions on diskette and -XCD are electronic versions on compact disc.

How to order products

Order products by phone:

Please refer to the • Title • Catalogue number • Volume number • Issue number • Your VISA or MasterCard number.


In Canada and the United States call: **1-800-267-6677**
From other countries call: **1-613-951-7277**
To fax your order: **1-877-287-4369**
Address changes or account inquiries: **1-800-700-1033**

To order a product by mail write: Statistics Canada, Circulation Management, Dissemination Division, Ottawa, K1A 0T6. Include a cheque or money order payable to **Receiver General of Canada/Publications**. Canadian customers add 7% GST and applicable PST.

To order by Internet: write to order@statcan.ca or download an electronic version by accessing Statistics Canada's Web site (www.statcan.ca) under the headings *Products and services and Fee publications* (\$).

Authorized agents and bookstores also carry Statistics Canada's catalogued publications.

Catalogue 11-001E (F) (single) 11-001E/ISSN 0897-6443



Statistics Canada

Thursday, June 9, 1997
For release at 9:30 a.m.

MAJOR RELEASES



- **Urban transit, 1995** 2
Discusses the attitudes on taking urban transit, Canadians are using it less and less. In 1996, each Canadian took an average of about six trips on some form of urban transit, the lowest level in the past 25 years.
- **Productivity, hourly compensation and unit labour cost, 1995** 4
Growth in productivity among Canadian businesses was noticeably weak again in 1996, accompanied by sluggish gains in employment and slow economic growth during the year.

OTHER RELEASES

- **High-wind index, May 1997** 3
- **Short-term Economic Survey** 2
- **Steel primary forms, week ending May 31, 1997** 12
- **Egg production, April 1997** 12

PUBLICATIONS RELEASED

11

Statistics Canada's official release bulletin

Catalogue 11-001E.

Published each working day by the Communications Division, Statistics Canada, 10-H, R.H. Coats Bldg., Tunney's Pasture, Ottawa, Ontario K1A 0T6.

To access *The Daily* on the Internet, visit our site at <http://www.statcan.ca>. To receive *The Daily* each morning by E-mail, send an E-mail message to listproc@statcan.ca. Leave the subject line blank. In the body of the message, type "subscribe daily firstname lastname".

Editor: Tom Vradenburg (613-951-1103, tom.vradenburg@statcan.ca)
Head of Official Release: Madeleine Simard (613-951-1088), madeleine.simard@statcan.ca

Published by authority of the Minister responsible for Statistics Canada. © Minister of Industry, 2001. Citation in newsprint, magazine, radio, and television reporting is permitted subject to the requirement that Statistics Canada is acknowledged as the source. Any other reproduction is permitted subject to the requirement that Statistics Canada is acknowledged as the source on all copies as follows: Statistics Canada, *The Daily*, catalogue 11-001E, along with date and page references.