



The Daily

Statistics Canada

Wednesday, October 2, 2002

Released at 8:30 am Eastern time

MAJOR RELEASES

There are no major releases today.

OTHER RELEASES

Help-wanted Index, September 2002	2
-----------------------------------	---

Civil aviation statistics, 2001	2
---------------------------------	---

NEW PRODUCTS	3
---------------------	----------



OTHER RELEASES

Help-wanted Index

September 2002

The Help-wanted Index (1996=100) fell to 124.2 in September, down 2.1% from August.

Decreases were recorded in all provinces; the largest declines were in British Columbia (-3.1%), Newfoundland and Labrador (-2.9%), New Brunswick (-2.8%), Alberta (-2.6%) and Nova Scotia (-2.5%). Quebec recorded the smallest decrease (-0.8%), and the drop for Ontario (-2.2%) was near the national average.

Help-wanted Index

(1996=100)

	Sept. 2002	Aug. 2002	Sept. 2001	Aug. to Sept. 2002	Sept. to Sept. 2002
	Seasonally adjusted and smoothed			% change	
Canada	124.2	126.9	138.6	-2.1	-10.4
Newfoundland and Labrador	172.6	177.7	187.6	-2.9	-8.0
Prince Edward Island	201.6	205.7	208.3	-2.0	-3.2
Nova Scotia	131.0	134.4	143.4	-2.5	-8.6
New Brunswick	160.3	165.0	158.9	-2.8	0.9
Quebec	120.2	121.2	130.2	-0.8	-7.7
Ontario	130.5	133.4	143.6	-2.2	-9.1
Manitoba	139.5	141.2	159.1	-1.2	-12.3
Saskatchewan	128.6	130.8	140.7	-1.7	-8.6
Alberta	136.7	140.4	159.5	-2.6	-14.3
British Columbia	93.8	96.8	108.8	-3.1	-13.8

Note: The Help-wanted Index is compiled from the number of help-wanted ads published in 22 newspapers in 20 metropolitan areas and is considered an indicator of labour demand, measuring companies' intentions to hire new workers. The Index has been seasonally adjusted and smoothed to ease month-to-month comparisons.

Available on CANSIM: table 277-0002.

For general information or to order data, contact Client Services (1-866-873-8788; 613-951-4090; labour@statcan.ca). To enquire about the concepts, methods or data quality of this release, contact Gilles Groleau (613-951-4091) or Jamie Brunet (613-951-6684), Labour Statistics Division. ■

Civil aviation statistics

2001

Civil aviation data for 2001 are now available.

For more information, or to enquire about the concepts, methods or data quality of this release, contact Robert Lund (613-951-0125) or Lisa Di Piéto (613-951-0146), Transportation Division. ■

NEW PRODUCTS

There are no new products today.

How to order products

Order products by phone:

Please refer to the • Title • Catalogue number • Volume number • Issue number • Your VISA or MasterCard number.

In Canada and the United States call:

1-800-267-6677

From other countries call:

1-613-951-7277

To fax your order:

1-877-287-4369

Address changes or account inquiries:

1-800-700-1033


To order a product by mail write: Statistics Canada, Circulation Management, Dissemination Division, Ottawa, K1A 0T6.

Include a cheque or money order payable to **Receiver General of Canada/Publications**. Canadian customers add 7% GST and applicable PST.

To order by Internet: write to order@statcan.ca or download an electronic version by accessing Statistics Canada's Web site (www.statcan.ca) under the headings *Our products and services* and *Publications for sale* (\$).

Authorized agents and bookstores also carry Statistics Canada's catalogued publications.

Catalogue 11-001-XIE (Parcours 11-001-XIE) ISBN 0825-4415



Statistics Canada

Thursday, June 3, 1997
For release at 9:30 a.m.



MAJOR RELEASES

- **Urban transit, 1995** 2
Despite the difficulties in taking urban transit, Canadians are using it less and less. In 1995, each Canadian took an average of about 40 trips on some form of urban transit, the lowest level in the past 25 years.
- **Productivity, hourly compensation and unit labour cost, 1995** 4
Growth in productivity among Canadian businesses was noticeably weak again in 1995, accompanied by sluggish gains in employment and slow moderate growth during the year.

OTHER RELEASES

- **Help-wanted index, May 1997** 3
- **Short-term Expenditures Survey** 3
- **Steel primary forms, week ending May 31, 1997** 12
- **Egg production, April 1997** 12

PUBLICATIONS RELEASED 11

Statistics Canada's official release bulletin

Catalogue 11-001-XIE.

Published each working day by the Communications Division, Statistics Canada, 10-H, R.H. Coats Bldg., Tunney's Pasture, Ottawa, Ontario K1A 0T6.

To access *The Daily* on the Internet, visit our site at <http://www.statcan.ca>. To receive *The Daily* each morning by e-mail, send an e-mail message to listproc@statcan.ca. Leave the subject line blank. In the body of the message, type "subscribe daily firstname lastname".

Published by authority of the Minister responsible for Statistics Canada. © Minister of Industry, 2002. Citation in newsprint, magazine, radio, and television reporting is permitted subject to the requirement that Statistics Canada is acknowledged as the source. Any other reproduction is permitted subject to the requirement that Statistics Canada is acknowledged as the source on all copies as follows: Statistics Canada, *The Daily*, catalogue 11-001-XIE, along with date and page references.