



The Daily

Statistics Canada

Wednesday, October 9, 2002

Released at 8:30 am Eastern time

MAJOR RELEASES

There are no major releases today.

OTHER RELEASES

Youth custody and community services, 2000/01	2
Aircraft movement statistics: Major airports, June 2002	2
Aircraft movement statistics: Small airports, May 2002	3
Domestic travel, 1996 and 1998 to 2001	3

NEW PRODUCTS

4



OTHER RELEASES

Youth custody and community services

2000/01

The Juristat report, *Youth custody and community services in Canada*, describes the case-flow and workload of the youth correctional system for the fiscal year 2000/01.

Data are presented from three perspectives: case-flow data that profile the number and characteristics of admissions to and releases from youth custody and probation; data on alternative measures drawn from the Alternative Measures Survey; and data on average (workload) counts from the Corrections Key Indicator Reports.

In 2000/01, there were 14,909 admissions to sentenced custody, representing 60 admissions for every 10,000 youth. Among these, 53% were sentenced admissions to open custody, and the remainder were to secure custody.

In addition, remand (temporary detention) accounted for 9,362 admissions to youth custody, a rate of 65 for every 10,000 youth. Nevertheless, the majority of admissions to youth correctional programs were for probation. In 2000/01 there were 149 admissions to probation for every 10,000 youth.

Youth correctional service admission rates

2000/01

	Sentenced custody			
	Remand ¹	Secure custody	Open custody	Probation
	Rate per 10,000 youth			
Total	65	28	32	149
Newfoundland and Labrador	45	39	31	135
Prince Edward Island	38	27	17	125
Nova Scotia	40	3	45	169
New Brunswick	32	37	31	119
Quebec	37	21	17	145
Ontario	..	36	46	179
Manitoba	210	17	31	120
Saskatchewan	.	30	34	158
Alberta	91	32	22	118
British Columbia	61	18	20	105
Yukon	212	87	91	192
Northwest Territories	97	238	273	..
Nunavut	166	139	148	..

¹ Remand counts exclude Ontario partial data.
 .. Figures not available for any reference period.
 .. Figures not available for any specific reference period.

Alternative measures are formalized programs across Canada through which individuals who would otherwise proceed to court are dealt with via non-judicial, community-based alternatives. Involvement in an

alternative measures program depends on the youth acknowledging participation in the incident and agreeing to enter into the program.

There were 24,002 alternative measures cases that reached agreement in 2000/01. The rate of alternative measures declined 18% to 98 for every 10,000 youth from 120 in 1999/2000.

Incarceration rates are based on the average daily workload counts of young offenders in correctional facilities on an average day. Among the reporting provinces in 2000/01, incarceration rates ranged from 9 young offenders in custody for every 10,000 youth in British Columbia to 36 in Saskatchewan.

Incarceration rate¹

2000/01

	Rate per 10,000 youth
Newfoundland and Labrador	21
Prince Edward Island	15
Nova Scotia	18
New Brunswick	24
Ontario ²	20
Manitoba	28
Saskatchewan	36
Alberta	15
British Columbia	9
Yukon	31
Nunavut	31

¹ Incarceration rate: average daily count of young offenders in custody per 10,000 youth population.

² Ontario remand/temporary detention data for 12 to 15 year olds are not available.

Note: Excludes Quebec and Northwest Territories.

Juristat: Youth custody and community services in Canada, 2000/01, Vol. 22, no. 8 (85-002-XIE, \$8/\$70; 85-002-XPE, \$10/\$93) and the companion data tables Youth custody and community services data tables, 2000/01 (85-226-XIE, \$26) are now available. See How to order products.

For more information, or to enquire about the concepts, methods or data quality of this release, contact Client Services (1-800-387-2231; 613-951-9023), Canadian Centre for Justice Statistics. ■

Aircraft movement statistics: Major airports

June 2002

There were 558,414 take-offs and landings recorded in June at the 99 airports with Nav Canada air traffic control towers or flight service stations, down 6.0% from the 98 airports reported in June 2001.

The June 2002 monthly report, Vol. 1 (TP141, free) is available on Transport Canada's Web site (<http://www.tc.gc.ca/pol/en/Report/tp141e/tp141.htm>).

Note: The TP141 monthly report is issued in two volumes. Volume 1 presents statistics for the major Canadian airports (i.e., those with Nav Canada air traffic control towers or flight service stations). Volume 2 presents statistics for the smaller airports (i.e., those without air traffic control towers). Both volumes are available free upon release at Transport Canada's Web site.

For more information about this Web site, contact Michel Villeneuve (613-990-3825; villenm@tc.gc.ca) or Sheila Rajani (613-993-9822; rajanis@tc.gc.ca), Transport Canada.

To enquire about the concepts, methods or data quality of this release, contact Kathie Davidson (613-951-0141; fax: 613 951-0010; aviationstatistics@statcan.ca), Transportation Division. ■

Aircraft movement statistics: Small airports May 2002

There were 70,355 take-offs and landings recorded in May at the 110 airports without air traffic control towers, down 4.6% from May 2001 when 111 airports reported 73,721 take-offs and landings.

The May 2002 monthly report, Vol. 2 (TP141, free) is available on Transport Canada's Web site (<http://www.tc.gc.ca/pol/en/Report/tp141e/tp141.htm>).

Note: The TP141 monthly report is issued in two volumes. Volume 1 presents statistics for the major Canadian airports (i.e., those with Nav Canada air traffic control towers or flight service stations). Volume 2 presents statistics for the smaller airports (i.e., those without air traffic control towers). Both volumes are available free upon release at Transport Canada's Web site.

For more information about this Web site, contact Michel Villeneuve (613-990-3825; villenm@tc.gc.ca) or Sheila Rajani (613-993-9822; rajanis@tc.gc.ca).

To enquire about the concepts, methods or data quality of this release, contact Kathie Davidson (613-951-0141; fax: 613-951-0010; aviationstatistics@statcan.ca), Transportation Division. ■

Domestic travel

1996 and 1998 to 2001 (revised estimates)

The 1996 and the 1998 to 2001 revised estimates for the Canadian Travel Survey are now available.

Available on CANSIM: tables 426-0001 to 426-0006.

To enquire about the concepts, methods or data quality of this release, or to get a copy of a more detailed statement on the Canadian Travel Survey adjustment project, contact Lizette Gervais-Simard (613-951-1672; fax: 613-951-2909; lizette.gervais-simard@statcan.ca), Culture, Tourism and the Centre for Education Statistics. ■

NEW PRODUCTS

Natural gas transportation and distribution,
February 2002, Vol. 44, no. 2
Catalogue number **55-002-XIB** (\$13/\$125).

Youth custody and community services data tables, 2000/01
Catalogue number **85-226-XIE** (\$26).

Juristat: Youth custody and community services in Canada, 2000/01, Vol. 22, no. 8
Catalogue number **85-002-XIE** (\$8/\$70).

All prices are in Canadian dollars and exclude sales tax. Additional shipping charges apply for delivery outside Canada.

Juristat: Youth custody and community services in Canada, 2000/01, Vol. 22, no. 8
Catalogue number **85-002-XPE** (\$10/\$93).

Catalogue numbers with an -XIB or an -XIE extension are Internet versions; those with -XMB or -XME are microfiche; -XPB or -XPE are paper versions; -XDB are electronic versions on diskette and -XCB are electronic versions on compact disc.

How to order products

Order products by phone:

Please refer to the • Title • Catalogue number • Volume number • Issue number • Your VISA or MasterCard number.

In Canada and the United States call:

1-800-267-6677

From other countries call:

1-613-951-7277

To fax your order:

1-877-287-4369

Address changes or account inquiries:

1-800-700-1033


To order a product by mail write: Statistics Canada, Circulation Management, Dissemination Division, Ottawa, K1A 0T6.

Include a cheque or money order payable to **Receiver General of Canada/Publications**. Canadian customers add 7% GST and applicable PST.

To order by Internet: write to order@statcan.ca or download an electronic version by accessing Statistics Canada's Web site (www.statcan.ca) under the headings *Our products and services* and *Publications for sale* (\$).

Authorized agents and bookstores also carry Statistics Canada's catalogued publications.

Catalogue 11-001-XIE (11-001-XIE) 11-001-XIE



Statistics Canada

Thursday, June 3, 1997
For release at 8:30 a.m.

MAJOR RELEASES



- **Urban transit, 1995** 2
Changes in expenditures on taking urban transit; Canadians are riding it less and less. In 1996, each Canadian took an average of 860.6 or 1.6 ps on some form of urban transit, the lowest level in the past 25 years.
- **Productivity, hourly compensation and unit labour cost, 1995** 4
Growth in productivity among Canadian businesses was relatively weak again in 1996 accompanied by sluggish gains in employment and slow economic growth during the year.

OTHER RELEASES

- **High-wired Index, May 1997** 3
- **Short-term Expectations Survey** 2
- **Steel primary forms, week ending May 31, 1997** 12
- **Egg production, April 1997** 13

PUBLICATIONS RELEASED

11



Statistics Canada's official release bulletin

Catalogue 11-001-XIE.

Published each working day by the Communications Division, Statistics Canada, 10-H, R.H. Coats Bldg., Tunney's Pasture, Ottawa, Ontario K1A 0T6.

To access *The Daily* on the Internet, visit our site at <http://www.statcan.ca>. To receive *The Daily* each morning by e-mail, send an e-mail message to listproc@statcan.ca. Leave the subject line blank. In the body of the message, type "subscribe daily firstname lastname".

Published by authority of the Minister responsible for Statistics Canada. © Minister of Industry, 2002. Citation in newspaper, magazine, radio, and television reporting is permitted subject to the requirement that Statistics Canada is acknowledged as the source. Any other reproduction is permitted subject to the requirement that Statistics Canada is acknowledged as the source on all copies as follows: Statistics Canada, *The Daily*, catalogue 11-001-XIE, along with date and page references.