



The Daily

Statistics Canada

Friday, November 29, 2002

Released at 8:30 am Eastern time

MAJOR RELEASES

- **Canadian economic accounts, third quarter 2002** 2
 Real gross domestic product advanced at a slower but still healthy 0.8% in the third quarter, as new housing activity and exports picked up strength, consumer spending was flat and business capital spending slowed.

NEW PRODUCTS

8

REGIONAL REFERENCE CENTRES

10

RELEASE DATES: December 2002

11

Release dates

2003

A list of publication dates for 2003 is available today for 30 key economic indicators, ranging from monthly data series such as the Labour Force Survey to quarterly series such as the balance of international payments.

The dates in this calendar are cross-indexed by release title in alphabetical order and by the month of release.

This calendar is not an inclusive list of all Statistics Canada releases. For a more complete listing, consult each Friday's issue of *The Daily* for releases to be published the following week. In addition, *The Daily* issue of the last working day of the month contains a list of upcoming releases for the following month.

Release dates 2003 is now available free on the *Daily* page of Statistics Canada's website (www.statcan.ca) in HTML and PDF formats.

For more information, contact Gilbert Côté (613-951-1088; gilbert.cote@statcan.ca), Communications Division, or your nearest Statistics Canada Regional Reference Centre.



MAJOR RELEASES

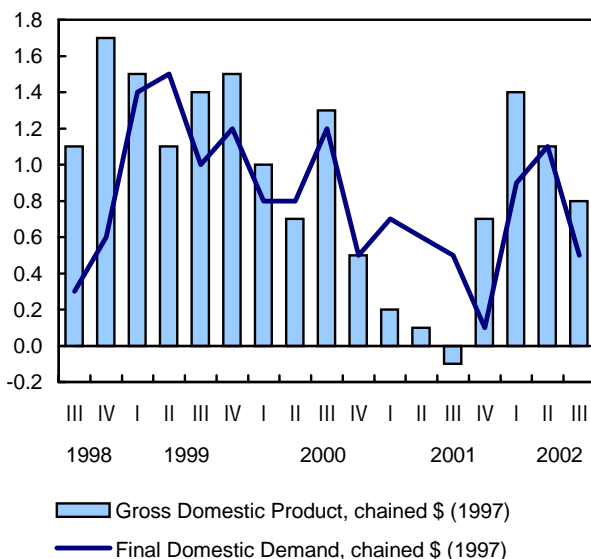
Canadian economic accounts

Third quarter 2002

Real gross domestic product (GDP) advanced at a slower but still healthy 0.8% in the third quarter, as new housing activity and exports picked up strength, consumer spending was flat and business capital spending slowed. The gain in exports led to an expansion of the surplus on current transactions with non-residents. The economy lost some steam near the end of the quarter, however, with GDP edging up a modest 0.1% in September. The US GDP grew 1.0% in the third quarter.

Economy advances at a slower pace

Quarterly % change



There was continued widespread industrial expansion underlying economic growth in the third quarter. Construction, along with its associated feeder industries, was buoyed by the strong demand for new housing. Manufacturing was led by increased production of motor vehicles in response to foreign demand. Utilities output reflected a higher demand for electricity.

Aggregate economic activity has strengthened notably over the last year. GDP growth has averaged 1.0% in the last four quarters, well above the average in the previous four quarters.

Note to users

The Daily now publishes a single summary analysis from three previous releases — the national economic and financial accounts and Canada's balance of international payments (quarterly data), and gross domestic product by industry (monthly data) — under the title "Canadian economic accounts." The more detailed analyses, charts and tables formerly released in The Daily are available in a new electronic publication, Canadian economic accounts quarterly review, Vol. 1, no. 2 (13-010-XIE, free). This publication is available now in HTML and PDF formats, and will be available simultaneously with each national accounts quarterly release in The Daily.

Gross domestic product by industry results for the first two months of each quarter will continue to appear in The Daily in the same format as in the past.

Gross domestic product, \$ chained 1997¹

	Change	Annualized change %	Year-over-year change
First quarter 2001	0.2	0.6	2.6
Second quarter 2001	0.1	0.3	2.0
Third quarter 2001	-0.1	-0.5	0.6
Fourth quarter 2001	0.7	2.9	0.8
First quarter 2002	1.4	5.7	2.1
Second quarter 2002	1.1	4.4	3.1
Third quarter 2002	0.8	3.1	4.0

¹ The change is the growth rate from one period to the next. The annualized change is the growth rate compounded annually. The year-over-year change is the growth rate of a given quarter compared with the same quarter in a previous year.

Domestic demand — consumer, business and government spending combined — slowed to about half the pace of the second quarter, despite the high level of activity in the new housing market that pushed investment in residential structures up 3.8%. Consumer spending was essentially unchanged, after having grown nearly 1% in each of the last three quarters. Business investment in plant and equipment edged up 0.5%, compared with 2.2% in the second quarter. Despite the recovery in profits and lower interest rates in 2002, investment remains about 5% lower than the peak in the third quarter of 2001. Exports of Canadian goods grew briskly in the third quarter of 2002, on the strength of record sales of autos and motor vehicle parts.

This strength in exports pushed the surplus on trade in goods to its highest level in over a year and was a key driver behind the gain in the overall current account surplus in the third quarter. The strong Canadian economic performance saw Canadian multinationals invest over \$11 billion of working capital in their foreign

affiliates. As a result of weak stock markets, investment funds experienced large net withdrawals that led to the lowest investment in foreign shares in five years. At the same time, foreign investors sold back \$4.5 billion of Canadian shares to Canadian investors, partly resulting from the dropping of Canadian stocks from a key US index. Foreign direct investment in Canada was at its lowest level in seven years.

National economic and financial accounts

Consumer spending contributed modestly to economic growth in the third quarter, up 0.1% after three quarters of stronger gains. Consumer credit borrowing declined, as expenditure on durable goods fell 1.2%.

Results by commodity were mixed. Although expenditures on cars remained at historically high levels, consumers spent 4.6% less on new trucks and vans. Spending on tobacco products fell 6.3%, following increases in federal and certain provincial taxes on tobacco, which came into effect June 18. Warmer-than-normal temperatures resulted in increased expenditures on electricity for air conditioning. Expenditures on alcoholic beverages purchased in stores or consumed in licensed premises increased, as did restaurant food expenditures.

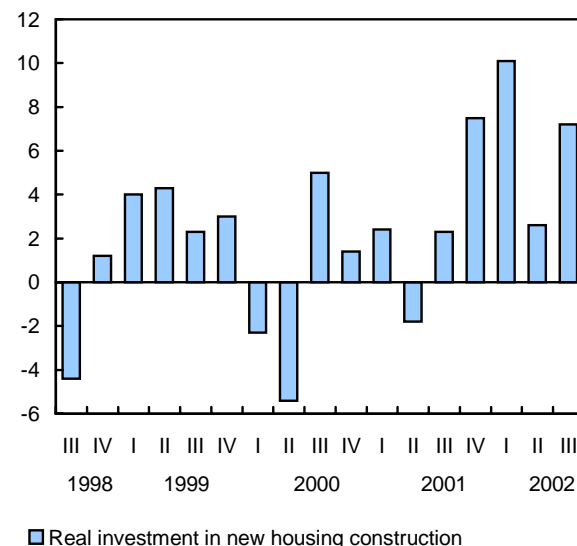
Net government expenditure on goods and services increased 0.7%, following a similar gain in the second quarter. Increased education and health spending at the provincial and local government levels contributed to this change.

Business investment in plant and equipment decelerated sharply. Expenditure on non-residential construction continued to decline (-0.6%), whereas spending on machinery and equipment grew 1.2%, about one-third of the rate set in the second quarter. Investment in cars, trucks and other transportation equipment increased for the third consecutive quarter. However, reduced industrial machinery investment, which had rebounded in the second quarter, offset some of the increase. Investment in telecommunications equipment also fell, for the fifth consecutive quarter.

Investment in residential structures (+3.8%) helped sustain economic growth, as the demand for new homes was renewed after lower activity in the second quarter. Housing construction advanced strongly (+7.2%) and spending on renovations also accelerated (+1.6%). Activity in the resale market declined, but by less than in the second quarter, reflecting a pick-up in August and September. Household demand for mortgages was up, as interest rates declined marginally.

Hike of investment in housing construction

Quarterly % change, \$ chained 1997



Exports posted the strongest gain (+2.3%) in ten quarters. Sales to non-residents were stimulated by US demand for automotive products, reflecting the strength of consumer spending on motor vehicles and parts in US GDP. In the later part of the quarter, exports of new trucks also increased in anticipation of a new diesel motor emission standard in the United States on October 1. Machinery and equipment exports, including engines and turbines, recovered (+2.1%), and lumber exports rebounded 5.6% from the second quarter, when anti-dumping and countervailing duties were imposed by the United States. Import growth slowed sharply (+1.5%) and was driven by demand for products used to fuel production in auto manufacturing.

Corporate profit growth slowed to 3.0%, but profits reached their highest level since the peak in the first quarter of 2001. The resulting relatively high level of undistributed earnings, coupled with both lower capital spending and takeover activity, led to a reduced corporate demand for funds in the third quarter. Over the last several quarters, the improved financial position of business has been evident in a large and atypical net lending position in the corporate sector. This reflects the ongoing strength in internally generated funds, and a significant trend toward reliance on equity finance and away from debt finance.

Personal income rose 0.9%, marking the fifth straight quarterly increase. Further gains in employment continued to boost labour income (+1.3%). Growth in disposable income matched that of outlays; as a result, the saving rate remained steady at 4.7%. However, the household debt-to-income ratio increased to 96.5%.

Although household debt has continued to rise, the cost of carrying consumer loans and mortgages has not kept pace and was largely unchanged in the third quarter.

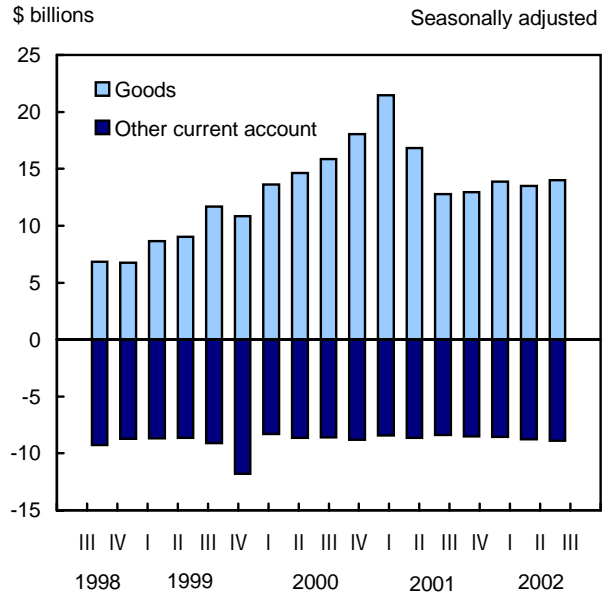
Government revenues continued to outpace expenditure, so that the surplus (national accounts basis) for all levels of government combined rose to \$13.1 billion in the third quarter, up from the second quarter and significantly higher than the previous two quarters.

Canada's balance of international payments

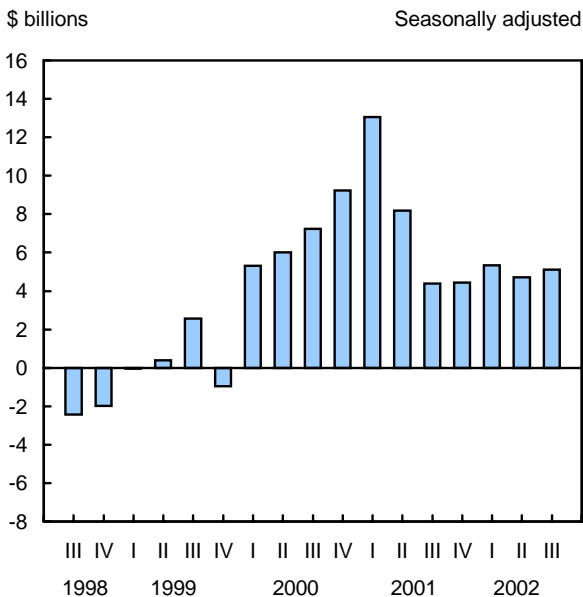
The seasonally adjusted current account surplus expanded to \$5.1 billion in the third quarter, as the goods surplus reached \$14.0 billion. Exports increased \$2.9 billion, led mainly by record exports of cars and motor vehicle parts. Machinery and equipment, energy products and industrial goods also recorded significant increases. The \$2.4 billion increase in imports was distributed among all major categories of goods, with the largest gains recorded for automotive products, followed by aircraft, engines and parts.

deficit in investment income increased marginally, in line with lower profits on Canadian direct investment abroad.

Goods and other Current Account balances



Current account balance



The deficit on commercial services declined slightly, as imports fell \$0.2 billion, almost entirely the result of lower payments of commissions on securities. The deficit in travel remained unchanged in the third quarter, but the deficit in transportation widened slightly, reflecting higher payments for water transportation. With lower receipts and unchanged payments, the

The capital and financial account (not seasonally adjusted) recorded a net increase in foreign assets of \$7.6 billion in the quarter. Canadian direct investment abroad rose again to its highest level in five quarters — \$12.8 billion. As in the first quarter, most of the investment went to existing affiliates for working capital purposes. In addition, Canadian investors purchased \$2.1 billion worth of foreign securities, their lowest quarterly investment in over three years. This reflected mainly a drop in Canadian acquisitions of foreign equities, in line with the relatively superior performance of Canadian stock markets and lower sources of funds available to institutional investors, notably mutual funds.

Foreign direct investment was at its lowest level in over seven years, and has slowed markedly over the three quarters of 2002. Just \$1.6 billion flowed into the Canadian economy in the third quarter. Company acquisitions, which were a driving force in direct investment for some time, have been negligible in the latest two quarters. Foreign investors reduced their holdings of Canadian securities by \$3.6 billion in the third quarter. The divestment, which was wholly concentrated in equities and money market paper, came after three quarters of buying, totalling \$30.1 billion. Foreign investors sold \$4.5 billion of Canadian equities, as share prices continued to weaken, but acquired \$2.7 billion

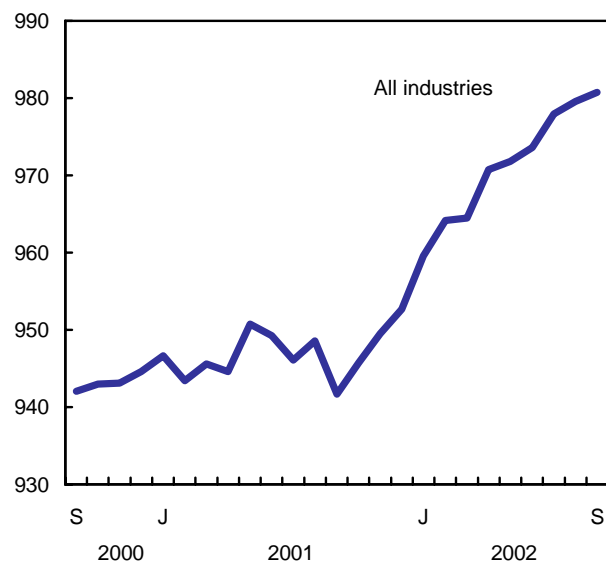
worth of mainly Canadian government bonds on the secondary market.

Gross domestic product by industry

After a strong start to the quarter economic activity levelled off, edging up 0.1% in September. However, this latest increase marks the twelfth consecutive monthly advance since the setback triggered by the events of September 11, 2001.

Economic activity levels off in September

GDP \$ billions chained 1997



Increased purchases of new and existing housing and higher industrial production offset the weakness in agriculture, finance and retail and wholesale trade.

Monthly gross domestic product by industry at basic prices in 1997 chained dollars

	April 2002 ^r	May 2002 ^r	June 2002 ^r	July 2002 ^r	Aug. 2002 ^r	Sept. 2002 ^p
	Seasonally adjusted					
	Month-to-month % change					
All industries	0.7	0.1	0.2	0.4	0.2	0.1
Goods-producing industries	1.2	-0.5	0.0	1.1	-0.2	0.2
Services-producing industries	0.4	0.4	0.3	0.1	0.3	0.1
Industrial production	1.4	-0.7	-0.1	1.5	-0.1	0.3
Construction	-0.4	0.4	0.5	0.6	0.5	0.4

^r Revised figures.

^p Preliminary figures.

Demand for new housing continued unabated in the third quarter of 2002, as residential construction

surged 5.1%. Housing starts have been above the 200,000 mark for much of 2002, reminiscent of the late 1980s housing boom. The strength in housing starts was concentrated in multiple dwelling units in British Columbia and central Canada. The construction feeder industries in the manufacturing sector benefited from higher residential construction levels. Producers of wood products, glass, glass products, gypsum products, heating and ventilation equipment all increased output.

The resale housing market remained below its first quarter peak, although real estate agent and brokerage activity picked up in the later part of the quarter. Wholesalers and retailers of furniture posted gains in the third quarter, as homeowners filled in their new living spaces. Total retailing activity was up only slightly in the third quarter, depressed by lower purchases at clothing and department stores.

Motor vehicle manufacturers ramped up production levels for the third consecutive quarter, in response to higher car sales. New motor vehicle sales in Canada and the United States have both been historically high since the continuation of generous incentive programs introduced over the past two years. Manufacturers of heavy trucks increased output levels in excess of 50% in response to increased demand from US fleet owners. Fleet operators accelerated their purchases of heavy trucks ahead of new US emissions standards on diesel engines that came into effect October 1.

Increased activity was reported in the health care, education and public administration sectors, generating a major source of employment. Output of the provincial public administration industry rose in the third quarter after a strike-induced drop in the second quarter.

Detailed analysis and tables

More detailed analysis on today's releases from the national accounts, including additional charts and tables, can be found in the third quarter 2002 issue of *Canadian economic accounts quarterly review*, Vol. 1, no. 2 (13-010-XIE, free), now available on Statistics Canada's website (www.statcan.ca). From the *Our products and services* page, under *Browse our Internet publications*, choose *Free*, then *National accounts*.

Products, services and contact information

National economic and financial accounts

Available on CANSIM: tables 378-0001, 378-0002, 380-0001 to 380-0015, 380-0031, 380-0033 to 380-0035 and 382-0006.

Information on methods and data quality available in the Integrated Meta Data Base: survey numbers, including related surveys, 1804, 1901 and 2602.

The third quarter 2002 issue of *National income and expenditure accounts, quarterly estimates* (13-001-XPB, \$44/\$145 and 13-001-XIB, \$33/\$109) will be available soon. See *How to order products*.

Detailed printed tables of unadjusted and seasonally adjusted *quarterly income and expenditure accounts* (13-001-PPB, \$50/\$180), *financial flow accounts* (13-014-PPB, \$50/\$180) and *estimates of labour income* (13F0016XPB, \$20/\$65), including supplementary analytical tables and charts, are now available.

At 8:30 am on release day, the complete quarterly income and expenditure accounts, financial flow accounts, and monthly estimates of labour income data sets can be obtained on computer diskette. The diskettes (13-001-DDB \$125/\$500, 13-014-DDB \$300/\$1200 and 13F0016DDB \$125/\$500) can also be purchased at a lower cost seven business days after the official release date (13-001-XDB \$25/\$100, 13-014-XDB \$60/\$240 and 13F0016XDB \$25/\$100). To purchase any of these products, contact the client services officer (613-951-3810; iead-info-dcrd@statcan.ca), Income and Expenditure Accounts Division.

For more information, or to enquire about the concepts, methods or data quality of this release, contact the information officer (613-951-3640), Income and Expenditure Accounts Division.

Canada's balance of international payments

Available on CANSIM: tables 376-0001 to 376-0017 and 376-0035.

Information on methods and data quality available in the Integrated Meta Data Base: survey numbers, including related surveys, 1533, 1534, 1535, 1536 and 1537.

The third quarter 2002 issue of *Canada's balance of international payments* (67-001-XIB, \$29/\$93; 67-001-XPB, \$38/\$124) will be available soon. See *How to order products*.

For more information, or to enquire about the concepts, methods or data quality of this release, contact Arthur Ridgeway (613-951-8907), Balance of Payments Division.

Gross domestic product by industry

Available on CANSIM: tables 379-0017 to 379-0022.

Information on methods and data quality available in the Integrated Meta Data Base: survey numbers, including related surveys, 1301 and 1302.

The September 2002 issue of *Gross domestic product by industry* (15-001-XIE, \$11/\$110) will be available in December. A print-on-demand version is available at a different price. See *How to order products*.

To purchase data, contact Yolande Chantigny (1-800-887-IMAD; imad@statcan.ca). For more information, or to enquire about the concepts, methods or data quality of this release, contact Jo Ann MacMillan (613-951-7248; joann.macmillan@statcan.ca), Industry Measures and Analysis Division.

New sources and methods publication

Gross domestic product by industry: sources and methods (15-547-XIE, free), a new reference manual, is now available. This document describes in detail the concepts, definitions, data sources and statistical methods underlying the GDP by industry series.

For more information on this manual, contact Erika Young (613-951-3631; erika.young@statcan.ca), Industry Measures and Analysis Division.

Quarterly National Balance Sheet Accounts and International Investment Position to be released

The National Balance Sheet Accounts and the International Investment Position, currently released on an annual basis, will start to be published quarterly in June 2003. This change will mean that a more complete set of accounts will be available each quarter, providing a more timely measure of the net worth of Canadians and allowing a more complete analysis of the asset and debt structures of the sectors of the Canadian economy.

To facilitate the move to quarterly data, the annual data for 2002 that normally would have been published in March 2003 will be released in June 2003. At that time, quarterly time series for the National Balance Sheet and the International Investment Position will be released going back to 1990.

Annual Foreign Direct Investment series will be released in March 2003.

Additional details on the release of these data will be posted on Statistics Canada's website (www.statcan.ca) in February 2003. □

Canadian economic accounts key indicators

	Third quarter 2001	Third quarter 2002	Third quarter to fourth quarter 2001	Fourth quarter 2001 to first quarter 2002	First quarter to second quarter 2002	Second quarter to third quarter 2002
Seasonally adjusted at annual rates						
	\$ millions at current prices			% change at quarterly rates		
National economic and financial accounts						
Wages, salaries and supplementary labour income	568,344	597,808	1.0	1.6	1.2	1.3
Corporation profits before taxes	111,484	127,744	-9.2	10.4	10.9	3.0
Personal disposable income	665,624	700,400	1.3	1.8	1.1	1.0
Personal saving rate ¹	4.3	4.7
	\$ millions chained 1997					
Personal expenditure	578,893	595,857	1.0	0.7	1.0	0.1
Business gross fixed capital formation	186,869	188,985	-3.7	2.0	1.4	1.5
Gross domestic product at market prices	1,025,210	1,066,551	0.7	1.4	1.1	0.8
Gross domestic product by industry						
Goods producing industries	295,099	306,122	-0.8	2.2	1.4	0.9
Services producing industries	650,581	673,512	1.0	1.0	0.8	0.7
Industrial production	222,862	231,996	-1.1	2.6	1.4	1.2
Non-durable manufacturing	65,333	68,514	0.2	1.6	1.8	1.2
Durable manufacturing	93,058	97,741	-2.3	3.7	2.0	1.6
Information and communication technologies sector (ICT)	56,948	58,708	-1.9	3.0	1.2	0.8
	\$ millions at current prices					
	Seasonally adjusted at quarterly rates			Actual change		
Balance of payments						
Current account, balance	4,392	5,104	35	909	-625	393
Goods and services, balance	10,689	11,860	570	849	-861	612
Goods, balance	12,787	14,003	168	927	-392	512
Services, balance	-2,098	-2,143	402	-78	-469	100
Investment income, balance	-6,829	-7,116	-554	169	308	-209
Current transfers, balance	532	359	19	-109	-73	-10
	Not seasonally adjusted					
Financial account, net flow	-517	-8,507
Canadian assets, net flow	-15,484	-13,118
Canadian liabilities, net flow	14,966	4,611

¹ Actual rate.
... Not applicable.

NEW PRODUCTS

Infomat — a weekly review, November 29, 2002
Catalogue number 11-002-XIE (\$3/\$109).

Infomat — a weekly review, November 29, 2002
Catalogue number 11-002-XPE (\$4/\$145).

National income and expenditure accounts, quarterly estimates — Day of release, Third quarter 2002
Catalogue number 13-001-DDB (\$125/\$500).

National income and expenditure accounts, quarterly estimates, Third quarter 2002, Vol. 50, no. 3
Catalogue number 13-001-PPB (\$50/\$180).

National income and expenditure accounts, quarterly estimates, Third quarter 2002, Vol. 50, no. 3
Catalogue number 13-001-XDB (\$25/\$100).

Canadian economic accounts quarterly review, Third quarter 2002, Vol. 1, no. 2
Catalogue number 13-010-XIE
(free).

Financial flow accounts, quarterly estimates — Day of release, Third quarter 2002
Catalogue number 13-014-DDB (\$300/\$1200).

Financial flow accounts, quarterly estimates, Third quarter 2002
Catalogue number 13-014-PPB (\$50/\$180).

Financial flow accounts, quarterly estimates, Third quarter 2002
Catalogue number 13-014-XDB
(various prices).

Estimates of labour income, monthly estimates — Day of release, September 2002
Catalogue number 13F0016DDB (\$125/\$500).

Estimates of labour income, monthly estimates Tables and analytical document, September 2002
Catalogue number 13F0016XPB (\$20/\$65).

Gross domestic product by industry: Sources and methods, 2002
Catalogue number 15-547-XIE
(free).

Industry price indexes, September 2002, Vol. 28, no. 9
Catalogue number 62-011-XPB (\$22/\$217).

Hog statistics, Third quarter 2002
Catalogue number 23-010-XIE
(free).

All prices are in Canadian dollars and exclude sales tax. Additional shipping charges apply for delivery outside Canada.

Catalogue numbers with an -XIB or an -XIE extension are Internet versions; those with -XMB or -XME are microfiche; -XPB or -XPE are paper versions; -XDB are electronic versions on diskette and -XCB are electronic versions on compact disc.

How to order products

Order products by phone:

Please refer to the • Title • Catalogue number • Volume number • Issue number • Your VISA or MasterCard number.


In Canada and the United States call: **1-800-267-6677**
From other countries call: **1-613-951-7277**
To fax your order: **1-877-287-4369**
Address changes or account inquiries: **1-800-700-1033**

To order a product by mail write: Statistics Canada, Circulation Management, Dissemination Division, Ottawa, K1A 0T6. Include a cheque or money order payable to **Receiver General of Canada/Publications**. Canadian customers add 7% GST and applicable PST.

To order by Internet: write to order@statcan.ca or download an electronic version by accessing Statistics Canada's Web site (www.statcan.ca) under the headings *Our products and services* and *Publications for sale (\$)*.

Authorized agents and bookstores also carry Statistics Canada's catalogued publications.

Document 1 - 2006 (F) (English) 11-001-XIE-0001-0001-0001



Thursday, June 5, 1997
For release at 8:30 a.m.



MAJOR RELEASES

- **Urban transit, 1995** 2
Despite the emphasis on taking urban transit, Canadians are using it less and less. In 1996, adult Canadians took an average of about six trips on some form of urban transit, the lowest level in the past 25 years.
- **Productivity, hourly compensation and unit labour cost, 1995** 4
Growth in productivity among Canadian businesses was notably weak again in 1996, accompanied by sluggish gains in employment and slow economic growth during the year.

OTHER RELEASES

- **Help-wanted index, May 1997** 3
- **Short-term Expectations Survey** 3
- **Steel primary forms, week ending May 31, 1997** 12
- **Egg production, Apr. 1997** 12

PUBLICATIONS RELEASED 11

Statistics Canada's official release bulletin

Catalogue 11-001-XIE.

Published each working day by the Communications Division, Statistics Canada, 10-H, R.H. Coats Bldg., Tunney's Pasture, Ottawa, Ontario K1A 0T6.

To access *The Daily* on the Internet, visit our site at <http://www.statcan.ca>. To receive *The Daily* each morning by e-mail, send an e-mail message to listproc@statcan.ca. Leave the subject line blank. In the body of the message, type "subscribe daily firstname lastname".

Published by authority of the Minister responsible for Statistics Canada. © Minister of Industry, 2002. Citation in newsprint, magazine, radio, and television reporting is permitted subject to the requirement that Statistics Canada is acknowledged as the source. Any other reproduction is permitted subject to the requirement that Statistics Canada is acknowledged as the source on all copies as follows: Statistics Canada, *The Daily*, catalogue 11-001-XIE, along with date and page references.

REGIONAL REFERENCE CENTRES

Statistics Canada's Regional Reference Centres offer a full range of the Agency's products and services. Each reference centre is equipped with a library and sales counter where you can consult or purchase publications, diskettes, CD-ROM discs, microfiche, maps and more.

Each centre has facilities to retrieve information from CANSIM, Statistics Canada's data retrieval system. A telephone inquiry service is available with toll-free access for those located outside local calling areas. Many other valuable services—from seminars to consultations—are also offered. For information, contact your nearest Regional Reference Centre.

Newfoundland and Labrador, Nova Scotia, Prince Edward Island and New Brunswick

Advisory Services
Statistics Canada
1741 Brunswick Street
2nd Floor, Box 11
Halifax, Nova Scotia
B3J 3X8
Local calls: (902) 426-5331
Toll free: 1-800-263-1136
Fax: 1-902-426-9538
E-mail: atlantic.info@statcan.ca

Quebec and Nunavut

Advisory Services
Statistics Canada
4th Floor, East Tower
Guy Favreau Complex
200 René Lévesque Blvd. W.
Montréal, Québec
H2Z 1X4
Local calls: (514) 283-5725
Toll free: 1-800-263-1136
Fax: 1-514-283-9350
E-mail: infostcmontreal@statcan.ca

National Capital Region

Statistical Reference Centre (NCR)
Statistics Canada
Lobby, R.H. Coats Building
Holland Avenue
Tunney's Pasture
Ottawa, Ontario
K1A 0T6
Local calls: (613) 951-8116
Fax: 1-613-951-0581
E-mail: infostats@statcan.ca

Ontario

Advisory Services
Statistics Canada
10th Floor
Arthur Meighen Building
25 St. Clair Avenue East
Toronto, Ontario
M4T 1M4
Local calls: (416) 973-6586
Toll free: 1-800-263-1136
Fax: 1-416-973-7475

Manitoba

Advisory Services
Statistics Canada
Via Rail Building, Suite 200
123 Main Street
Winnipeg, Manitoba
R3C 4V9
Local calls: (204) 983-4020
Toll free: 1-800-263-1136
Fax: 1-204-983-7543
E-mail: statswpg@solutions.net

Saskatchewan

Advisory Services
Statistics Canada
Park Plaza, Suite 440
2365 Albert Street
Regina, Saskatchewan
S4P 4K1
Local calls: (306) 780-5405
Toll free: 1-800-263-1136
Fax: 1-306-780-5403
E-mail: statcan@sk.sympatico.ca

Alberta and the Northwest Territories

Advisory Services
Statistics Canada
Pacific Plaza, Suite 900
10909 Jasper Avenue, N.W.
Edmonton, Alberta
T5J 4J3
Local calls: (780) 495-3027
Toll free: 1-800-263-1136
Fax: 1-780-495-5318
E-mail: Sabrina.Pond@statcan.ca

British Columbia and the Yukon

Advisory Services
Statistics Canada
Library Square Tower, Suite 600
300 West Georgia Street
Vancouver, B.C.
V6B 6C7
Local calls: (604) 666-3691
Toll free: 1-800-263-1136
Fax: 1-604-666-4863

National toll-free enquiries line (Canada and the United States): 1-800-263-1136
Toll-free order-only line (Canada and the United States): 1-800-267-6677
Toll-free fax order line (Canada and the United States): 1-877-287-4369
Toll-free telecommunications device for the hearing impaired: 1-800-363-7629

RELEASE DATES: DECEMBER 2002

(Release dates are subject to change.)

Release date	Title	Reference period
2	Television viewing	Fall 2001
2	Home repairs and renovations	2001
3	Participation Activity Limitation Survey: Prevalence of disability	2001
4	Heritage institutions	1999/2000
5	November estimates of production of principal field crops	2002
5	Building permits	October 2002
5	Help-wanted Index	November 2002
6	Labour Force Survey	November 2002
10	Language, mobility and migration	2001 Census
11	New Housing Price Index	October 2002
11	Industrial capacity utilization rates	Third quarter 2002
11	Survey of Household Spending	2001
12	New motor vehicle sales	October 2002
13	Labour productivity, hourly compensation and unit labour cost	Third quarter 2002
13	Composite Index	November 2002
16	Productivity growth in Canada	
17	Monthly Survey of Manufacturing	October 2002
18	Canadian international merchandise trade	October 2002
18	Travel between Canada and other countries	October 2002
18	Employment Insurance	October 2002
19	Wholesale trade	October 2002
20	Consumer Price Index	November 2002
23	Canada's international transactions in securities	October 2002
23	Retail trade	October 2002
23	Employment, earnings and hours	October 2002
24	Gross domestic product by industry	October 2002

2003 RELEASE DATES



Statistics Canada

2003 Release dates

Selected economic indicators

Data are available at the time of release in summary form in *The Daily* and in greater detail in the *CANSIM* database. Both are accessible from Statistics Canada's Web site (www.statcan.ca). Some data tables are also available in the *Canadian Statistics* area of the website. In exceptional circumstances, some release dates may be modified during the year. For more information, contact your nearest Regional Reference Centre.

Balance of international payments

Reference period	Release date
Fourth quarter 2002	February 28, 2003
First quarter 2003	May 29, 2003
Second quarter 2003	August 28, 2003
Third quarter 2003	November 27, 2003
Fourth quarter 2003	February 26, 2004

Building permits

Reference period	Release date
November 2002	January 9, 2003
December 2002	February 6, 2003
January 2003	March 6, 2003
February 2003	April 7, 2003
March 2003	May 6, 2003
April 2003	June 5, 2003
May 2003	July 7, 2003
June 2003	August 5, 2003
July 2003	September 8, 2003
August 2003	October 6, 2003
September 2003	November 4, 2003
October 2003	December 4, 2003
November 2003	January 12, 2004
December 2003	February 5, 2004

Business Conditions Survey: Canadian manufacturing industries

Reference period	Release date
January 2003	February 4, 2003
April 2003	May 2, 2003
July 2003	August 1, 2003
October 2003	November 4, 2003
January 2004	February 4, 2004

Canada's international transactions in securities

Reference period	Release date
November 2002	January 23, 2003
December 2002	February 24, 2003

Canada's international transactions in securities – continued

Reference period	Release date
January 2003	March 18, 2003
February 2003	April 22, 2003
March 2003	May 20, 2003
April 2003	June 18, 2003
May 2003	July 17, 2003
June 2003	August 18, 2003
July 2003	September 18, 2003
August 2003	October 20, 2003
September 2003	November 18, 2003
October 2003	December 18, 2003
November 2003	January 19, 2004
December 2003	February 18, 2004

Canadian international merchandise trade

Reference period	Release date
November 2002	January 17, 2003
December 2002	February 20, 2003
January 2003	March 12, 2003
February 2003	April 10, 2003
March 2003	May 13, 2003
April 2003	June 13, 2003
May 2003	July 11, 2003
June 2003	August 14, 2003
July 2003	September 11, 2003
August 2003	October 10, 2003
September 2003	November 13, 2003
October 2003	December 12, 2003
November 2003	January 14, 2004
December 2003	February 13, 2004

Characteristics of international travellers

Reference period	Release date
Third quarter 2002	February 26, 2003
Fourth quarter 2002	May 28, 2003
First quarter 2003	August 27, 2003
Second quarter 2003	November 26, 2003
Third quarter 2003	February 24, 2004

2003 RELEASE DATES

Consumer Price Index

Reference period	Release date
December 2002	January 22, 2003
January 2003	February 27, 2003
February 2003	March 21, 2003
March 2003	April 23, 2003
April 2003	May 22, 2003
May 2003	June 20, 2003
June 2003	July 22, 2003
July 2003	August 19, 2003
August 2003	September 23, 2003
September 2003	October 21, 2003
October 2003	November 19, 2003
November 2003	December 19, 2003
December 2003	January 22, 2004

Employment Insurance

Reference period	Release date
November 2002	January 28, 2003
December 2002	February 25, 2003
January 2003	March 25, 2003
February 2003	April 29, 2003
March 2003	May 27, 2003
April 2003	June 30, 2003
May 2003	July 29, 2003
June 2003	August 26, 2003
July 2003	September 30, 2003
August 2003	October 28, 2003
September 2003	November 27, 2003
October 2003	December 19, 2003
November 2003	January 27, 2004
December 2003	February 24, 2004
January 2004	March 30, 2004

Employment, earnings and hours

Reference period	Release date
November 2002	January 28, 2003
December 2002	February 26, 2003
January 2003	March 27, 2003
February 2003	April 29, 2003
March 2003	May 29, 2003
April 2003	June 26, 2003
May 2003	July 28, 2003
June 2003	August 28, 2003
July 2003	September 25, 2003
August 2003	October 27, 2003
September 2003	November 27, 2003
October 2003	December 23, 2003
November 2003	January 29, 2004
December 2003	February 26, 2004
January 2004	March 30, 2004

Farm cash receipts

Reference period	Release date
Fourth quarter 2002	February 25, 2003
First quarter 2003	May 27, 2003
Second quarter 2003	August 26, 2003
Third quarter 2003	November 25, 2003
Fourth quarter 2003	February 24, 2004

Field crop reporting series

Reference period	Release date
Stocks of Canadian grain at December 31, 2002	January 31, 2003
March intentions of principal field crop areas, 2003	April 24, 2003
Stocks of Canadian grain at March 31, 2003	May 8, 2003
Preliminary estimate of principal field crop areas, 2003	June 26, 2003
July 31 estimate of production of principal field crops	August 22, 2003
Stocks of Canadian grain at July 31, 2003	September 8, 2003
September estimate of production of principal field crops, 2003	October 3, 2003
November estimate of production of principal field crops, 2003	December 5, 2003
Stocks of Canadian grain at December 31, 2003	January 30, 2004

Gross domestic product by industry

Reference period	Release date
November 2002	January 31, 2003
December 2002	February 28, 2003
January 2003	March 31, 2003
February 2003	April 30, 2003
March 2003	May 30, 2003
April 2003	June 27, 2003
May 2003	July 30, 2003
June 2003	August 29, 2003
July 2003	September 30, 2003
August 2003	October 31, 2003
September 2003	November 28, 2003
October 2003	December 23, 2003
November 2003	January 30, 2004
December 2003	February 27, 2004

Help-wanted Index

Reference period	Release date
December 2002	January 9, 2003
January 2003	February 6, 2003
February 2003	March 4, 2003
March 2003	April 1, 2003
April 2003	May 6, 2003
May 2003	June 3, 2003
June 2003	July 10, 2003
July 2003	August 6, 2003
August 2003	September 3, 2003
September 2003	October 7, 2003
October 2003	November 4, 2003
November 2003	December 2, 2003
December 2003	January 6, 2004
January 2004	February 3, 2004
February 2004	March 9, 2004

Industrial capacity utilization rates

Reference period	Release date
Fourth quarter 2002	March 12, 2003
First quarter 2003	June 10, 2003
Second quarter 2003	September 10, 2003
Third quarter 2003	December 10, 2003
Fourth quarter 2003	March 11, 2004

2003 RELEASE DATES

Industrial Product Price and Raw Materials Price Indexes

Reference period	Release date
November 2002	January 3, 2003
December 2002	January 30, 2003
January 2003	February 25, 2003
February 2003	March 27, 2003
March 2003	April 30, 2003
April 2003	May 29, 2003
May 2003	June 27, 2003
June 2003	July 29, 2003
July 2003	August 28, 2003
August 2003	September 30, 2003
September 2003	October 29, 2003
October 2003	November 26, 2003
November 2003	January 5, 2004
December 2003	January 29, 2004

International travel account

Reference period	Release date
Fourth quarter 2002	February 26, 2003
First quarter 2003	May 28, 2003
Second quarter 2003	August 27, 2003
Third quarter 2003	November 26, 2003
Fourth quarter 2003	February 25, 2004

Investment in non-residential construction

Reference period	Release date
First quarter 2003	April 10, 2003
Second quarter 2003	July 10, 2003
Third quarter 2003	October 9, 2003
Fourth quarter 2003	January 15, 2004

Labour Force Survey

Reference period	Release date
December 2002	January 10, 2003
January 2003	February 7, 2003
February 2003	March 7, 2003
March 2003	April 4, 2003
April 2003	May 9, 2003
May 2003	June 6, 2003
June 2003	July 11, 2003
July 2003	August 8, 2003
August 2003	September 5, 2003
September 2003	October 10, 2003
October 2003	November 7, 2003
November 2003	December 5, 2003
December 2003	January 9, 2004
January 2004	February 6, 2004
February 2004	March 12, 2004

Labour productivity, hourly compensation and unit labour cost

Reference period	Release date
Fourth quarter 2002	March 14, 2003
First quarter 2003	June 12, 2003
Second quarter 2003	September 12, 2003
Third quarter 2003	December 12, 2003
Fourth quarter 2003	March 12, 2004

Leading Indicators

Reference period	Release date
December 2002	January 29, 2003
January 2003	February 17, 2003
February 2003	March 17, 2003
March 2003	April 24, 2003
April 2003	May 21, 2003
May 2003	June 25, 2003
June 2003	July 23, 2003
July 2003	August 15, 2003
August 2003	September 24, 2003
September 2003	October 22, 2003
October 2003	November 25, 2003
November 2003	December 15, 2003

Monthly Survey of Manufacturing

Reference period	Release date
November 2002	January 22, 2003
December 2002	February 18, 2003
January 2003	March 18, 2003
February 2003	April 16, 2003
March 2003	May 15, 2003
April 2003	June 13, 2003
May 2003	July 16, 2003
June 2003	August 14, 2003
July 2003	September 16, 2003
August 2003	October 15, 2003
September 2003	November 14, 2003
October 2003	December 16, 2003
November 2003	January 21, 2004
December 2003	February 13, 2004

National economic and financial accounts

Reference period	Release date
Fourth quarter 2002	February 28, 2003
First quarter 2003	May 30, 2003
Second quarter 2003	August 29, 2003
Third quarter 2003	November 28, 2003
Fourth quarter 2003	February 27, 2004

Net farm income

Reference period	Release date
2002 (preliminary)	May 27, 2003
2002 (revised)	November 25, 2003

New Housing Price Index

Reference period	Release date
November 2002	January 10, 2003
December 2002	February 12, 2003
January 2003	March 12, 2003
February 2003	April 10, 2003
March 2003	May 12, 2003
April 2003	June 10, 2003
May 2003	July 10, 2003
June 2003	August 12, 2003
July 2003	September 10, 2003
August 2003	October 9, 2003
September 2003	November 12, 2003
October 2003	December 10, 2003

2003 RELEASE DATES

New Housing Price Index – continued

Reference period	Release date
November 2003	January 12, 2004
December 2003	February 11, 2004

New motor vehicle sales

Reference period	Release date
November 2002	January 15, 2003
December 2002	February 13, 2003
January 2003	March 13, 2003
February 2003	April 17, 2003
March 2003	May 14, 2003
April 2003	June 12, 2003
May 2003	July 14, 2003
June 2003	August 13, 2003
July 2003	September 15, 2003
August 2003	October 14, 2003
September 2003	November 13, 2003
October 2003	December 11, 2003
November 2003	January 15, 2004
December 2003	February 12, 2004

Private and public investment in Canada

Reference period	Release date
2003 (intentions)	February 26, 2003
2003 (revised intentions)	July 23, 2003
2004 (intentions)	February 25, 2004

Quarterly financial statistics for enterprises

Reference period	Release date
Fourth quarter 2002	February 27, 2003
First quarter 2003	June 11, 2003
Second quarter 2003	August 27, 2003
Third quarter 2003	November 27, 2003
Fourth quarter 2003	February 25, 2004

Retail trade

Reference period	Release date
November 2002	January 23, 2003
December 2002	February 20, 2003
January 2003	March 24, 2003
February 2003	April 23, 2003
March 2003	May 21, 2003

Retail trade – continued

Reference period	Release date
April 2003	June 23, 2003
May 2003	July 21, 2003
June 2003	August 21, 2003
July 2003	September 22, 2003
August 2003	October 22, 2003
September 2003	November 24, 2003
October 2003	December 22, 2003
November 2003	January 27, 2004
December 2003	February 26, 2004
January 2004	March 26, 2004

Travel between Canada and other countries

Reference period	Release date
November 2002	January 20, 2003
December 2002	February 19, 2003
January 2003	March 19, 2003
February 2003	April 16, 2003
March 2003	May 20, 2003
April 2003	June 19, 2003
May 2003	July 17, 2003
June 2003	August 20, 2003
July 2003	September 18, 2003
August 2003	October 20, 2003
September 2003	November 19, 2003
October 2003	December 17, 2003
November 2003	January 21, 2004

Wholesale trade

Reference period	Release date
November 2002	January 20, 2003
December 2002	February 19, 2003
January 2003	March 20, 2003
February 2003	April 22, 2003
March 2003	May 20, 2003
April 2003	June 20, 2003
May 2003	July 18, 2003
June 2003	August 20, 2003
July 2003	September 19, 2003
August 2003	October 21, 2003
September 2003	November 24, 2003
October 2003	December 23, 2003
November 2003	January 26, 2004
December 2003	February 26, 2004
January 2004	March 26, 2004

2003 RELEASE DATES



Statistics Canada

2003 Release dates

Selected economic indicators

January 2003

3 Industrial Product Price and Raw Materials Price Indexes	November 2002
9 Help-wanted Index	December 2002
9 Building permits	November 2002
10 Labour Force Survey	December 2002
10 New Housing Price Index	November 2002
15 New motor vehicle sales	November 2002
17 Canadian international merchandise trade	November 2002
20 Wholesale trade	November 2002
20 Travel between Canada and other countries	November 2002
22 Consumer Price Index	December 2002
22 Monthly Survey of Manufacturing	November 2002
23 Canada's international transactions in securities	November 2002
23 Retail trade	November 2002
28 Employment Insurance	November 2002
28 Employment, earnings and hours	November 2002
29 Leading Indicators	December 2002
30 Industrial Product Price and Raw Materials Price Indexes	December 2002
31 Gross domestic product by industry	November 2002
31 Field crop reporting series: Stocks of Canadian grain at December 31, 2002	Year 2002

February 2003

4 Business Conditions Survey: Canadian manufacturing industries	January 2003
6 Building permits	December 2002
6 Help-wanted Index	January 2003
7 Labour Force Survey	January 2003
12 New Housing Price Index	December 2002
13 New motor vehicle sales	December 2002
17 Leading Indicators	January 2003
18 Monthly Survey of Manufacturing	December 2002
19 Wholesale trade	December 2002
19 Travel between Canada and other countries	December 2002
20 Canadian international merchandise trade	December 2002
20 Retail trade	December 2002
24 Canada's international transactions in securities	December 2002
25 Employment Insurance	December 2002
25 Industrial Product Price and Raw Materials Price Indexes	January 2003
25 Farm cash receipts	Fourth quarter 2002
26 Characteristics of international travellers	Third quarter 2002
26 Private and public investment in Canada (intentions)	Year 2003
26 Employment, earnings and hours	December 2002
26 International travel account	Fourth quarter 2002
27 Consumer Price Index	January 2003

February 2003 - continued

27 Quarterly financial statistics for enterprises	Fourth quarter 2002
28 Gross domestic product by industry	December 2002
28 Balance of international payments	Fourth quarter 2002
28 National economic and financial accounts	Fourth quarter 2002

March 2003

4 Help-wanted Index	February 2003
6 Building permits	January 2003
7 Labour Force Survey	February 2003
12 New Housing Price Index	January 2003
12 Industrial capacity utilization rates	Fourth quarter 2002
12 Canadian international merchandise trade	January 2003
13 New motor vehicle sales	January 2003
14 Labour productivity, hourly compensation and unit labour cost	Fourth quarter 2002
17 Leading Indicators	February 2003
18 Canada's international transactions in securities	January 2003
18 Monthly Survey of Manufacturing	January 2003
19 Travel between Canada and other countries	January 2003
20 Wholesale trade	January 2003
21 Consumer Price Index	February 2003
24 Retail trade	January 2003
25 Employment Insurance	January 2003
27 Industrial Product Price and Raw Materials Price Indexes	February 2003
27 Employment, earnings and hours	January 2003
31 Gross domestic product by industry	January 2003

April 2003

1 Help-wanted Index	March 2003
4 Labour Force Survey	March 2003
7 Building permits	February 2003
10 Investment in non-residential construction	First quarter 2003
10 New Housing Price Index	February 2003
10 Canadian international merchandise trade	February 2003
16 Travel between Canada and other countries	February 2003
16 Monthly Survey of Manufacturing	February 2003
17 New motor vehicle sales	February 2003
22 Wholesale trade	February 2003
22 Canada's international transactions in securities	February 2003
23 Retail trade	February 2003
23 Consumer Price Index	March 2003
24 Leading Indicators	March 2003
24 Field crop reporting series: March intentions of principal field crop areas, 2003	Year 2003

2003 RELEASE DATES

April 2003 – continued

29 Employment, earnings and hours	February 2003
29 Employment Insurance	February 2003
30 Gross domestic product by industry	February 2003
30 Industrial Product Price and Raw Materials Price Indexes	March 2003

May 2003

2 Business Conditions Survey: Canadian manufacturing industries	April 2003
6 Help-wanted Index	April 2003
6 Building permits	March 2003
8 Field crop reporting series: Stocks of Canadian grain at March 31, 2003	Year 2003
9 Labour Force Survey	April 2003
12 New Housing Price Index	March 2003
13 Canadian international merchandise trade	March 2003
14 New motor vehicle sales	March 2003
15 Monthly Survey of Manufacturing	March 2003
20 Travel between Canada and other countries	March 2003
20 Canada's international transactions in securities	March 2003
20 Wholesale trade	March 2003
21 Retail trade	March 2003
21 Leading Indicators	April 2003
22 Consumer Price Index	April 2003
27 Net farm income (preliminary)	Year 2002
27 Farm cash receipts	First quarter 2003
27 Employment Insurance	March 2003
28 International travel account	First quarter 2003
28 Characteristics of international travellers	Fourth quarter 2002
29 Industrial Product Price and Raw Materials Price Indexes	April 2003
29 Balance of international payments	First quarter 2003
29 Employment, earnings and hours	March 2003
30 National economic and financial accounts	First quarter 2003
30 Gross domestic product by industry	March 2003

June 2003

3 Help-wanted Index	May 2003
5 Building permits	April 2003
6 Labour Force Survey	May 2003
10 New Housing Price Index	April 2003
10 Industrial capacity utilization rates	First quarter 2003
11 Quarterly financial statistics for enterprises	First quarter 2003
12 Labour productivity, hourly compensation and unit labour cost	First quarter 2003
12 New motor vehicle sales	April 2003
13 Canadian international merchandise trade	April 2003
13 Monthly Survey of Manufacturing	April 2003
18 Canada's international transactions in securities	April 2003
19 Travel between Canada and other countries	April 2003
20 Wholesale trade	April 2003
20 Consumer Price Index	May 2003
23 Retail trade	April 2003
25 Leading Indicators	May 2003
26 Field crop reporting series: Preliminary estimate of principal field crop areas, 2003	Year 2003
26 Employment, earnings and hours	April 2003
27 Gross domestic product by industry	April 2003
27 Industrial Product Price and Raw Materials Price Indexes	May 2003
30 Employment Insurance	April 2003

July 2003

7 Building permits	May 2003
10 Investment in non-residential construction	Second quarter 2003
10 Help-wanted Index	June 2003
10 New Housing Price Index	May 2003
11 Canadian international merchandise trade	May 2003
11 Labour Force Survey	June 2003
14 New motor vehicle sales	May 2003
16 Monthly Survey of Manufacturing	May 2003
17 Travel between Canada and other countries	May 2003
17 Canada's international transactions in securities	May 2003
18 Wholesale trade	May 2003
21 Retail trade	May 2003
22 Consumer Price Index	June 2003
23 Leading Indicators	June 2003
23 Private and public investment in Canada (revised intentions)	Year 2003
28 Employment, earnings and hours	May 2003
29 Industrial Product Price and Raw Materials Price Indexes	June 2003
29 Employment Insurance	May 2003
30 Gross domestic product by industry	May 2003

August 2003

1 Business Conditions Survey: Canadian manufacturing industries	July 2003
5 Building permits	June 2003
6 Help-wanted Index	July 2003
8 Labour Force Survey	July 2003
12 New Housing Price Index	June 2003
13 New motor vehicle sales	June 2003
14 Canadian international merchandise trade	June 2003
14 Monthly Survey of Manufacturing	June 2003
15 Leading Indicators	July 2003
18 Canada's international transactions in securities	June 2003
19 Consumer Price Index	July 2003
20 Wholesale trade	June 2003
20 Travel between Canada and other countries	June 2003
21 Retail trade	June 2003
22 Field crop reporting series: July 31 estimate of production of principal field crops	Year 2003
26 Employment Insurance	June 2003
26 Farm cash receipts	Second quarter 2003
27 Characteristics of international travellers	First quarter 2003
27 Quarterly financial statistics for enterprises	Second quarter 2003
27 International travel account	Second quarter 2003
28 Balance of international payments	Second quarter 2003
28 Industrial Product Price and Raw Materials Price Indexes	July 2003
28 Employment, earnings and hours	June 2003
29 National economic and financial accounts	Second quarter 2003
29 Gross domestic product by industry	June 2003

September 2003

3 Help-wanted Index	August 2003
5 Labour Force Survey	August 2003
8 Building permits	July 2003
8 Field crop reporting series: Stocks of Canadian grain at July 31, 2003	Year 2003

2003 RELEASE DATES

September 2003 - continued

10 New Housing Price Index	July 2003
10 Industrial capacity utilization rates	Second quarter 2003
11 Canadian international merchandise trade	July 2003
12 Labour productivity, hourly compensation and unit labour cost	Second quarter 2003
15 New motor vehicle sales	July 2003
16 Monthly Survey of Manufacturing	July 2003
18 Travel between Canada and other countries	July 2003
18 Canada's international transactions in securities	July 2003
19 Wholesale trade	July 2003
22 Retail trade	July 2003
23 Consumer Price Index	August 2003
24 Leading Indicators	August 2003
25 Employment, earnings and hours	July 2003
30 Employment Insurance	July 2003
30 Gross domestic product by industry	July 2003
30 Industrial Product Price and Raw Materials Price Indexes	August 2003

October 2003

3 Field crop reporting series: September estimate of production of principal field crops, 2003	Year 2003
6 Building permits	August 2003
7 Help-wanted Index	September 2003
9 New Housing Price Index	August 2003
9 Investment in non-residential construction	Third quarter 2003
10 Labour Force Survey	September 2003
10 Canadian international merchandise trade	August 2003
14 New motor vehicle sales	August 2003
15 Monthly Survey of Manufacturing	August 2003
20 Travel between Canada and other countries	August 2003
20 Canada's international transactions in securities	August 2003
21 Wholesale trade	August 2003
21 Consumer Price Index	September 2003
22 Retail trade	August 2003
22 Leading Indicators	September 2003
27 Employment, earnings and hours	August 2003
28 Employment Insurance	August 2003
29 Industrial Product Price and Raw Materials Price Indexes	September 2003
31 Gross domestic product by industry	August 2003

November 2003

4 Help-wanted Index	October 2003
4 Business Conditions Survey: Canadian manufacturing industries	October 2003
4 Building permits	September 2003
7 Labour Force Survey	October 2003
12 New Housing Price Index	September 2003
13 Canadian international merchandise trade	September 2003
13 New motor vehicle sales	September 2003
14 Monthly Survey of Manufacturing	September 2003
18 Canada's international transactions in securities	September 2003
19 Consumer Price Index	October 2003
19 Travel between Canada and other countries	September 2003
24 Wholesale trade	September 2003
24 Retail trade	September 2003
25 Farm cash receipts	Third quarter 2003
25 Net farm income (revised)	Year 2002

November 2003 – continued

25 Leading Indicators	October 2003
26 International travel account	Third quarter 2003
26 Characteristics of international travellers	Second quarter 2003
26 Industrial Product Price and Raw Materials Price Indexes	October 2003
27 Employment Insurance	September 2003
27 Employment, earnings and hours	September 2003
27 Balance of international payments	Third quarter 2003
27 Quarterly financial statistics for enterprises	Third quarter 2003
28 Gross domestic product by industry	September 2003
28 National economic and financial accounts	Third quarter 2003

December 2003

2 Help-wanted Index	November 2003
4 Building permits	October 2003
5 Field crop reporting series: November estimate of production of principal field crops, 2003	Year 2003
5 Labour Force Survey	November 2003
10 New Housing Price Index	October 2003
10 Industrial capacity utilization rates	Third quarter 2003
11 New motor vehicle sales	October 2003
12 Canadian international merchandise trade	October 2003
12 Labour productivity, hourly compensation and unit labour cost	Third quarter 2003
15 Leading Indicators	November 2003
16 Monthly Survey of Manufacturing	October 2003
17 Travel between Canada and other countries	October 2003
18 Canada's international transactions in securities	October 2003
19 Consumer Price Index	November 2003
19 Employment Insurance	October 2003
22 Retail trade	October 2003
23 Wholesale trade	October 2003
23 Employment, earnings and hours	October 2003
23 Gross domestic product by industry	October 2003

January 2004

5 Industrial Product Price and Raw Materials Price Indexes	November 2003
6 Help-wanted Index	December 2003
9 Labour Force Survey	December 2003
12 Building permits	November 2003
12 New Housing Price Index	November 2003
14 Canadian international merchandise trade	November 2003
15 Investment in non-residential construction	Fourth quarter 2003
15 New motor vehicle sales	November 2003
19 Canada's international transactions in securities	November 2003
21 Travel between Canada and other countries	November 2003
21 Monthly Survey of Manufacturing	November 2003
22 Consumer Price Index	December 2003
26 Wholesale trade	November 2003
27 Employment Insurance	November 2003
27 Retail trade	November 2003
29 Industrial Product Price and Raw Materials Price Indexes	December 2003
29 Employment, earnings and hours	November 2003
30 Gross domestic product by industry	November 2003
30 Field crop reporting series: Stocks of Canadian grain at December 31, 2003	Year 2003

2003 RELEASE DATES

February 2004

3	Help-wanted Index	January 2004
4	Business Conditions Survey: Canadian manufacturing industries	January 2004
5	Building permits	December 2003
6	Labour Force Survey	January 2004
11	New Housing Price Index	December 2003
12	New motor vehicle sales	December 2003
13	Canadian international merchandise trade	December 2003
13	Monthly Survey of Manufacturing	December 2003
18	Canada's international transactions in securities	December 2003
24	Farm cash receipts	Fourth quarter 2003
24	Employment Insurance	December 2003
24	Characteristics of international travellers	Third quarter 2003
25	International travel account	Fourth quarter 2003
25	Quarterly financial statistics for enterprises	Fourth quarter 2003
25	Private and public investment in Canada (intentions)	Year 2004

February 2004 – continued

26	Balance of international payments	Fourth quarter 2003
26	Retail trade	December 2003
26	Employment, earnings and hours	December 2003
26	Wholesale trade	December 2003
27	Gross domestic product by industry	December 2003
27	National economic and financial accounts	Fourth quarter 2003

March 2004

9	Help-wanted Index	February 2004
11	Industrial capacity utilization rates	Fourth quarter 2003
12	Labour Force Survey	February 2004
12	Labour productivity, hourly compensation and unit labour cost	Fourth quarter 2003
26	Retail trade	January 2004
26	Wholesale trade	January 2004
30	Employment, earnings and hours	January 2004
30	Employment Insurance	January 2004

Regional reference centres

Statistics Canada's Regional Reference Centres offer a full range of the Agency's products and services. Each reference centre is equipped with a library and sales counter where you can consult or purchase publications, diskettes, CD-ROM discs, microfiche, maps and more.

Each centre has facilities to retrieve information from CANSIM, Statistics Canada's data retrieval system. A telephone inquiry service is available with toll-free access for those located outside local calling areas. Many other valuable services-from seminars to consultations-are also offered. For information, contact your nearest Regional Reference Centre.

Newfoundland and Labrador, Nova Scotia, Prince Edward Island and New Brunswick

Advisory Services
Statistics Canada
1741 Brunswick Street
2nd Floor, Box 11
Halifax, Nova Scotia
B3J 3X8

Local calls: (902) 426-5331
Toll free: 1-800-263-1136
Fax: 1-902-426-9538
E-mail: infostats@statcan.ca

Quebec and Nunavut

Advisory Services
Statistics Canada
4th Floor, East Tower
Guy Favreau Complex
200 René Lévesque Blvd. W.
Montréal, Québec
H2Z 1 X4

Local calls: (514) 283-5725
Toll free: 1-800-263-1136
Fax: 1-514-283-9350
E-mail: infostats@statcan.ca

National Capital Region

Statistical Reference Centre (NCR)
Statistics Canada
Lobby, R.H. Coats Building
Holland Avenue
Ottawa, Ontario
K1A 0T6

Local calls: (613) 951-8116
Fax: 1-613-951-0581
E-mail: infostats@statcan.ca

Ontario

Advisory Services
Statistics Canada
10th Floor
Arthur Meighen Building
25 St. Clair Avenue East
Toronto, Ontario
M4T1M4

Local calls: (416) 973-6586
Toll free: 1-800-263-1136
Fax: 1-416-973-7475
E-mail: infostats@statcan.ca

Manitoba

Advisory Services
Statistics Canada
Via Rail Building, Suite 200
123 Main Street
Winnipeg, Manitoba
R3C 4V9

Local calls: (204) 983-4020
Toll free: 1-800-263-1136
Fax: 1-204-983-7543
E-mail: infostats@statcan.ca

Saskatchewan

Advisory Services
Statistics Canada
Park Plaza, Suite 440
2365 Albert Street
Regina, Saskatchewan
S4P 4K1

Local calls: (306) 780-5405
Toll free: 1-800-263-1136
Fax: 1-306-780-5403
E-mail: infostats@statcan.ca

Alberta and the Northwest Territories

Advisory Services
Statistics Canada
Pacific Plaza, Suite 900
10909 Jasper Avenue, N.W.
Edmonton, Alberta
T5J 4J3

Local calls: (780) 495-3027
Toll free: 1-800-263-1136
Fax: 1-780-495-5318
E-mail: infostats@statcan.ca

British Columbia and Yukon

Advisory Services
Statistics Canada
Library Square Tower, Suite 600
300 West Georgia Street
Vancouver, B.C.
V6R 6C7

Local calls: (604) 666-3691
Toll free: 1-800-263-1136
Fax: 1-604-666-4863
E-mail: infostats@statcan.ca

National toll-free enquiries line (Canada and the United States): 1-800-263-1136
Toll-free order-only line (Canada and the United States): 1-800-267-6677
Toll-free fax order line (Canada and the United States): 1-877-287-4369
Toll-free telecommunications device for the hearing impaired: 1-800-363-7629