



The Daily

Statistics Canada

Tuesday, March 26, 2002
Released at 8:30 am Eastern time

MAJOR RELEASES

There are no major releases today.

OTHER RELEASES

Cereals and oilseeds review, January 2002

2

NEW PRODUCTS

3



Statistics
Canada

Statistique
Canada

Canada

OTHER RELEASES

Cereals and oilseeds review

January 2002

Chicago corn futures slumped in late February, when the United States Department of Agriculture released lower-than-expected corn export data after six weeks of solid sales. Generally favourable South American weather indicates a plentiful corn crop that would compete well with American supplies. Concerns have been raised that US production, expected to reach a record high, would have trouble drawing sufficient export demand.

The Canadian Wheat Board released its first set of price forecasts for the coming crop year, which starts August 1. Prices were predicted to be lower than those forecast in the February 2002 price projections. Higher wheat production in major exporting countries will limit price rises in 2002/03. Global durum production was expected to increase by 3 million metric tonnes, but world durum trade was projected to decrease by half a million tonnes. Barley production was also forecast to increase in North America and the European Union. A

big Australian barley harvest was expected to continue to put pressure on two-row malting barley prices. However, there was uncertainty about whether China would be a net importer or exporter of corn.

Data from the January 2002 issue of the *Cereals and oilseeds review* are now available. The information includes data on production, stocks, cash and futures prices, domestic processing, exports, farmers' deliveries and supply-disposition analyses.

The February situation report, an overview of current market conditions, both domestic and international, is also included in the January 2002 issue of the *Cereals and oilseeds review* (22-007-XIB, \$11/\$112; 22-007-XPB, \$15/\$149), which will be available in April. See *How to order products*.

For more information, or to enquire about the concepts, methods or data quality of this release contact Les Macartney (613-951-8714; les.macartney@statcan.ca) or Karen Gray (204-983-2856; karen.gray@statcan.ca), Agriculture Division. ■

NEW PRODUCTS

Financial and taxation statistics for
entreprises, 1999
Catalogue number 61-219-XIE (\$43).

All prices are in Canadian dollars and exclude sales
tax. Additional shipping charges apply for delivery
outside Canada.

Catalogue numbers with an -XIB or an -XIE extension
are Internet versions; those with -XMB or -XME are
microfiche; -XPB or -XPE are paper versions; -XDB are
electronic versions on diskette and -XCB are electronic
versions on compact disc.

How to order products

Order products by phone:

Please refer to the • Title • Catalogue number • Volume number • Issue number • Your VISA or MasterCard number.

In Canada and the United States call:

1-800-267-6677

From other countries call:

1-613-951-7277

To fax your order:

1-877-287-4369

Address changes or account inquiries:




1-800-700-1033

To order a product by mail write: Statistics Canada, Circulation Management, Dissemination Division, Ottawa, K1A 0T6.

Include a cheque or money order payable to **Receiver General of Canada/Publications**. Canadian customers
add 7% GST and applicable PST.

To order by Internet: write to order@statcan.ca or download an electronic version by accessing Statistics Canada's
Web site (www.statcan.ca) under the headings *Products and services* and *Fee publications* (\$).

Authorized agents and bookstores also carry Statistics Canada's catalogued publications.

Catalogue 11-001E (If sample 11-001E/11-001E-001-001)	
	
Statistics Canada	
Thursday, June 3, 1997 For release at 9:30 a.m.	
MAJOR RELEASES	
• Urban transit, 1995 Despite the emphasis on taking urban transit, Canadians are using it less and less. In 1996, each Canadian rode an average of about 40 trips on some form of urban transit, the lowest level in the past 25 years.	2
• Productivity, hourly compensation and unit labour cost, 1996 Growth in productivity among Canadian businesses was initially weak again in 1996, accompanied by sluggish gains in employment and slow economic growth during the year.	4
OTHER RELEASES	
• High-wind index, May 1997	3
• Short-term Expectations Survey	3
• Steel primary forms, year ending May 31, 1997	12
• Egg production, April 1997	12
PUBLICATIONS RELEASED	11
 	

Statistics Canada's official release bulletin

Catalogue 11-001E.

Published each working day by the Communications Division, Statistics Canada,
10-H, R.H. Coats Bldg., Tunney's Pasture, Ottawa, Ontario K1A 0T6.

To access *The Daily* on the Internet, visit our site at <http://www.statcan.ca>. To receive *The Daily* each morning by E-mail, send an E-mail message to listproc@statcan.ca. Leave the subject line blank. In the body of the message, type "subscribe daily firstname lastname".

Editor: Tom Vradenburg (613-951-1103, tom.vradenburg@statcan.ca)

Head of Official Release: Madeleine Simard (613-951-1088), madeleine.simard@statcan.ca

Published by authority of the Minister responsible for Statistics Canada. © Minister of Industry, 2002. Citation in newsprint, magazine, radio, and television reporting is permitted subject to the requirement that Statistics Canada is acknowledged as the source. Any other reproduction is permitted subject to the requirement that Statistics Canada is acknowledged as the source on all copies as follows: Statistics Canada, *The Daily*, catalogue 11-001E, along with date and page references.