



The Daily

Statistics Canada

Friday, April 12, 2002

Released at 8:30 am Eastern time

MAJOR RELEASES

There are no major releases today.

OTHER RELEASES

Steel primary forms, February 2002	2
Shipments of rolled steel, February 2002	2
Industrial chemicals and synthetic resins, February 2002	2
Particleboard, oriented strandboard and fibreboard, February 2002	2
Dairy statistics, February 2002	3
Aircraft movement statistics, February 2002	3

NEW PRODUCTS

4

RELEASE DATES: April 15 to 19

6



OTHER RELEASES

Steel primary forms

February 2002

Steel primary forms production totalled 1 292 209 metric tonnes in February, up 14.7% from 1 126 424 tonnes in February 2001.

Available on CANSIM: table 303-0010.

The February 2002 issue of *Primary iron and steel*, Vol. 57, no. 2 (41-001-XIB, \$5/\$47) is now available. See *How to order products*.

For general information or to order data, contact the dissemination officer (1-866-873-8789; 613-951-9497; manufact@statcan.ca). To enquire about the concepts, methods or data quality of this release, contact Greg Milsom (613-951-7093; milsomg@statcan.ca), Manufacturing, Construction and Energy Division. ■

Shipments of rolled steel

February 2002

Rolled steel shipments totalled 1 191 420 metric tonnes in February, down 2.3% from 1 219 666 tonnes in January but up 10.0% from 1 083 034 tonnes in February 2001.

Available on CANSIM: table 303-0010.

The February 2002 issue of *Primary iron and steel*, Vol. 57, no. 2 (41-001-XIB, \$5/\$47) is now available. See *How to order products*.

For general information or to order data, contact the dissemination officer (1-866-873-8789; 613-951-9497; manufact@statcan.ca). To enquire about the concepts, methods, or data quality of this release, contact Greg Milsom (613-951-7093; milsomg@statcan.ca), Manufacturing, Construction and Energy Division. ■

Industrial chemicals and synthetic resins

February 2002

Chemical firms produced 267 062 metric tonnes of polyethylene synthetic resins in February, up 8.2% from 246 737 tonnes in February 2001 (revised).

Year-to-date production to the end of February totalled 544 432 tonnes, up 13.7% from 478 849 tonnes (revised) in the same period of 2001.

Data are also available on production of 3 other types of synthetic resins and 24 industrial chemicals.

Available on CANSIM: table 303-0014.

The February 2002 issue of *Industrial chemicals and synthetic resins*, Vol. 45, no. 2 (46-002-XIB, \$5/\$47) is now available. See *How to order products*.

For general information or to order data, contact the dissemination officer (1-866-873-8789; 613-951-9497; manufact@statcan.ca). To enquire about the concepts, methods or data quality of this release, contact Josée Perreault (613-951-9836; josee.perreault@statcan.ca), Manufacturing, Construction and Energy Division. ■

Particleboard, oriented strandboard and fibreboard

February 2002

Oriented strandboard production totalled 666 365 cubic metres in February, up 8.5% from 614 427 cubic metres (revised) in February 2001. Particleboard production reached 233 389 cubic metres, up 7.1% from 218 007 cubic metres in February 2001. Fibreboard production totalled 78 851 cubic metres, up 4.8% from 75 242 cubic metres in February 2001.

Year-to-date production of oriented strandboard to the end of February totalled 1 420 707 cubic metres, up 8.9% from 1 305 086 cubic metres (revised) in the same period of 2001. Year-to-date particleboard production reached 447 219 cubic metres, up 2.5% from 436 147 cubic metres in the the same period of 2001. Year-to-date fibreboard production reached 181 038 cubic metres, up 17.3% from 154 286 cubic metres in the same period of 2001.

Available on CANSIM: table 303-0002.

The February 2002 issue of *Particleboard, oriented strandboard and fibreboard*, Vol. 38, no. 2 (36-003-XIB, \$5/\$47) is now available. See *How to order products*.

For general information or to order data, contact the dissemination officer (1-866-873-8789; 613-951-9497; manufact@statcan.ca). For more information, or to enquire about the concepts, methods or data quality of this release, contact Sara Breen (613-951-3521; sara.breen@statcan.ca), Manufacturing, Construction and Energy Division. ■

Dairy statistics

February 2002 (preliminary)

Producers sold 592 000 kilolitres of milk and cream to dairies in February. Fluid milk sales stood at 219 000 kilolitres, and industrial milk sales at 373 000 kilolitres. Industrial milk is used to manufacture butter, cheese, yogurt, ice cream, milk powders and concentrates.

Available on CANSIM: tables 003-0008 to 003-0012, 003-0029 and 003-0034.

The January–March 2002 issue of *The dairy review* (23-001-XIB, \$27/\$89) will be available in May. See *How to order products*.

For more information, or to enquire about the concepts, methods or data quality of this release, contact Anna Michalowska (1-800-465-1991; 613-951-2442; fax: 613-951-3868), Agriculture Division. ■

Aircraft movement statistics

February 2002 (preliminary)

There were 321,854 take-offs and landings recorded in February at the 43 Canadian airports with Nav Canada air traffic control towers, down 3.6% from February 2001.

The February preliminary monthly report is available on Transport Canada's Web site at this URL: (<http://www.tc.gc.ca/pol/en/report/TP1496/tp1496.htm>). For more information concerning this Web site, contact Michel Villeneuve (613-990-3825; villenm@tc.gc.ca) or Sheila Rajani (613-993-9822; rajanis@tc.gc.ca).

Statistics for the 55 Canadian airports with Nav Canada flight service stations are also available for February.

For more information, or to enquire about the concepts, methods or data quality of this release, contact Kathie Davidson (613-951-0141; fax: 613-951-0010; aviationstatistics@statcan.ca), Transportation Division. ■

NEW PRODUCTS

Infomat — A weekly review, April 12, 2002
Catalogue number 11-002-XIE (\$3/\$109).

Infomat — A weekly review, April 12, 2002
Catalogue number 11-002-XPE (\$4/\$145).

Particleboard, oriented strandboard and fibreboard,
February 2002, Vol. 38, no. 2
Catalogue number 36-003-XIB (\$5/\$47).

Primary iron and steel, February 2002, Vol. 57, no. 2
Catalogue number 41-001-XIB (\$5/\$47).

Industrial chemicals and synthetic resins,
February 2002, Vol. 45, no. 2
Catalogue number 46-002-XIB (\$5/\$47).

Quarterly financial statistics for enterprises, Fourth
quarter 2001, Vol. 12, no. 4
Catalogue number 61-008-XIE (\$26/\$86).

Science statistics, Vol. 26, no. 2
Catalogue number 88-001-XIB (\$6/\$59).

Federal scientific activities, 2001–2002
Catalogue number 88-204-XIE (\$35).

All prices are in Canadian dollars and exclude sales tax. Additional shipping charges apply for delivery outside Canada.

Catalogue numbers with an -XIB or an -XIE extension are Internet versions; those with -XMB or -XME are microfiche; -XPB or -XPE are paper versions; -XDB are electronic versions on diskette and -XCB are electronic versions on compact disc.

How to order products

Order products by phone:

Please refer to the • Title • Catalogue number • Volume number • Issue number • Your VISA or MasterCard number.

In Canada and the United States call:

1-800-267-6677

From other countries call:

1-613-951-7277

To fax your order:

1-877-287-4369

Address changes or account inquiries:




1-800-700-1033

To order a product by mail write: Statistics Canada, Circulation Management, Dissemination Division, Ottawa, K1A 0T6.

Include a cheque or money order payable to **Receiver General of Canada/Publications**. Canadian customers add 7% GST and applicable PST.

To order by Internet: write to order@statcan.ca or download an electronic version by accessing Statistics Canada's Web site (www.statcan.ca) under the headings *Products and services* and *Fee publications* (\$).

Authorized agents and bookstores also carry Statistics Canada's catalogued publications.

Catalogue 11-001E (F) English 11-001E/11-001E-001-001	
	
Statistics Canada	
Thursday, June 3, 1997 For release at 9:30 a.m.	
MAJOR RELEASES	
• Urban transit, 1996 Despite the emphasis on taking urban transit, Canadians are using it less and less. In 1996, each Canadian took an average of about 22 trips on some form of urban transit, the lowest level in the past 25 years.	2
• Productivity, hourly compensation and unit labour cost, 1996 Growth in productivity among Canadian businesses was modestly weak again in 1996, accompanied by sluggish gains in employment and slow economic growth during the year.	4
OTHER RELEASES	
• Help-wanted index, May 1997	3
• Short-term Expectations Survey	2
• Steel primary forms, steel ending May 31, 1997	12
• Egg production, April 1997	13
PUBLICATIONS RELEASED	11
 	

Statistics Canada's official release bulletin

Catalogue 11-001E.

Published each working day by the Communications Division, Statistics Canada, 10-H, R.H. Coats Bldg., Tunney's Pasture, Ottawa, Ontario K1A 0T6.

To access *The Daily* on the Internet, visit our site at <http://www.statcan.ca>. To receive *The Daily* each morning by E-mail, send an E-mail message to listproc@statcan.ca. Leave the subject line blank. In the body of the message, type "subscribe daily firstname lastname".

Editor: Tom Vradenburg (613-951-1103, tom.vradenburg@statcan.ca)

Head of Official Release: Madeleine Simard (613-951-1088), madeleine.simard@statcan.ca

Published by authority of the Minister responsible for Statistics Canada. © Minister of Industry, 2002. Citation in newsprint, magazine, radio, and television reporting is permitted subject to the requirement that Statistics Canada is acknowledged as the source. Any other reproduction is permitted subject to the requirement that Statistics Canada is acknowledged as the source on all copies as follows: Statistics Canada, *The Daily*, catalogue 11-001E, along with date and page references.

RELEASE DATES: APRIL 15 TO 19

(Release dates are subject to change.)

Release date	Title	Reference period
17	Monthly Survey of Manufacturing	February 2002
17	Canadian international merchandise trade	February 2002
18	New motor vehicle sales	February 2002
18	Travel between Canada and other countries	February 2002
19	Wholesale trade	February 2002
19	National balance sheet accounts	2001
