



The Daily

Statistics Canada

Monday, January 27, 2003

Released at 8:30 am Eastern time

MAJOR RELEASES

There are no major releases today.

OTHER RELEASES

| | |
|---|---|
| Cereals and oilseeds review, November 2002 | 2 |
| Particleboard, oriented strandboard and fibreboard, November 2002 | 2 |
| Steel wire and specified wire products, November 2002 | 2 |
| Aircraft movement statistics: Major airports, October 2002 | 2 |

NEW PRODUCTS

Statistics: Power from data!

Add more power to your next research project with help from *Statistics: Power from data!*, a new online learning resource covering all aspects of statistics, from data collection to analysis.

This free electronic resource, in modular format, is worth a visit if you seek to better understand statistics and to enhance your skills using them. It is primarily designed for teachers and secondary students, but others from journalists to financial analysts should find it useful as well.

The 13 chapters contain examples, case studies and exercises to help readers apply what they learn to everyday situations.

Statistics: Power from data! teaches how to create surveys by preparing questionnaires and conducting interviews, how to use various graphs to serve specific purposes, how to display your own data using the online graphing tool, and how to use statistical measures such as mean, median and mode.

This reference tool also touches on the importance of confidentiality, privacy and security, and the various uses and misuses of information in today's society. Links to related lesson plans allow teachers to select the most grade-appropriate exercises available and to supplement their curriculum.

Statistics: Power from data! is now available on Statistics Canada's website (www.statcan.ca). From the *Learning resources* page, select *Students*, or select *Reference material* on the *Teachers* page.

For more information, contact Joe Anne Legge (613-951-6788), Dissemination Division, or your local education representative (1-800-263-1136; education@statcan.ca).



Statistics
Canada

Statistique
Canada

Canada

OTHER RELEASES

Cereals and oilseeds review

November 2002

During December, Chicago nearby soybean and corn futures' prices lost between 5 and 10 cents a bushel. Archer Daniels Midland reduced its US soybean crush rates because of poor crush margins and continued to shift some of its crushing operations to China. However, forecasts for another record soybean crop in South America were the principal negative factor with an impact on the market. Strong soybean exports to China limited the price decline. Corn futures' prices were pressured by continued low exports, news that a shipment to Japan was tainted by StarLink and poor prospects of increased domestic feed demand offsetting slack offshore demand.

Soybean prices weighed on Winnipeg canola futures. March canola futures' prices lost more than \$20 a tonne over the month, as limited non-Japanese demand, increased farm deliveries, and large commercial stocks also pushed prices down. The absence of fresh commercial demand lowered flaxseed futures by about \$20 a tonne.

Data from the November 2002 issue of *Cereals and oilseeds review* are now available. The information includes data on production, stocks, cash and futures prices, domestic processing, exports, farmers' deliveries and supply-disposition analyses. The annual summary of processing is included in the November publication.

The December situation report, an overview of current market conditions, both domestic and international, is also included in November's issue of *Cereals and oilseeds review* (22-007-XIB, \$11/\$112; 22-007-XPB, \$15/\$149), which will be available in February. See *How to order products*.

For more information, or to enquire about the concepts, methods or data quality of this release, contact Les Macartney (613-951-8714) les.macartney@statcan.ca, Agriculture Division. ■

Particleboard, oriented strandboard and fibreboard

November 2002

Data on particleboard, oriented strandboard and fibreboard for November are now available.

Available on CANSIM: table 303-0002.

Information on methods and data quality available in the Integrated Meta Data Base: survey number 2141.

The November 2002 issue of *Particleboard, oriented strandboard and fibreboard*, Vol. 38, no. 11 (36-003-XIB, \$5/\$47), is now available. See *How to order products*.

For more information, or to enquire about the concepts, methods or data quality of this release, contact the dissemination officer (1-866-873-8789; 613-951-9497; manufact@statcan.ca), Manufacturing, Construction and Energy Division. ■

Steel wire and specified wire products

November 2002

Data on steel wire and specified wire products production for November are now available.

Available on CANSIM: table 303-0010.

Information on methods and data quality available in the Integrated Meta Data Base: survey numbers, including related surveys, 2106, 2116 and 2184.

The November 2002 issue of *Steel wire and specified wire products*, Vol. 57, no. 11 (41-006-XIB, \$5/\$47), is now available. See *How to order products*.

For more information, or to enquire about the concepts, methods or data quality of this release, contact the dissemination officer (1-866-873-8789; 613-951-9497; manufact@statcan.ca), Manufacturing, Construction and Energy Division. ■

Aircraft movement statistics: Major airports

October 2002

There were 519,357 take-offs and landings recorded in October at the 99 airports with Nav Canada air traffic control towers or flight service stations, down 2% from the 98 airports reported in October 2001.

The October 2002 monthly report, Vol. 1 (TP141, free) is available on Transport Canada's website (<http://www.tc.gc.ca/pol/en/Report/tp141e/tp141.htm>).

Note: The TP141 monthly report is issued in two volumes. Volume 1 presents statistics for the major airports (that is, those with Nav Canada air traffic control towers or flight service stations). Volume 2 presents statistics for the smaller airports (that is, those without air traffic control towers). Both volumes are available free upon release on Transport Canada's website. For more information about this website, contact Michel Villeneuve (613-990-3825; villenm@tc.gc.ca) or Sheila Rajani (613-993-9822; rajanis@tc.gc.ca), Transport Canada.

Information on methods and data quality available in the Integrated Meta Data Base: survey number 2715.

For more information, or to enquire about the concepts, methods or data quality of this release, contact Kathie Davidson (613-951-0141; fax: 613-951-0010; aviationstatistics@statcan.ca), Transportation Division. ■

NEW PRODUCTS

Net farm income — Agriculture economic statistics, November 2002, Vol. 1, no. 2
Catalogue number 21-010-XIE
(free).

Farm cash receipts — Agriculture economic statistics, November 2002, Vol. 1, no. 2
Catalogue number 21-011-XIE
(free).

Farm operating expenses and depreciation charges — Agriculture economic statistics, November 2002, Vol. 1, no. 2
Catalogue number 21-012-XIE
(free).

Value of farm capital — Agriculture economic statistics, November 2002, Vol. 1, no. 2
Catalogue number 21-013-XIE
(free).

Farm debt outstanding — Agriculture economic statistics, November 2002, Vol. 1, no. 2
Catalogue number 21-014-XIE
(free).

Direct payments to agriculture producers — Agriculture economic statistics, November 2002, Vol. 1, no. 2
Catalogue number 21-015-XIE
(free).

Monthly Survey of Manufacturing, November 2002, Vol. 56, no. 11
Catalogue number 31-001-XIB (\$15/\$147).

Particleboard, oriented strandboard and fibreboard, November 2002, Vol. 38, no. 11
Catalogue number 36-003-XIB (\$5/\$47).

Steel wire and specified wire products, November 2002, Vol. 57, no. 11
Catalogue number 41-006-XIB (\$5/\$47).

Restaurant, caterer and tavern statistics, October 2002, Vol. 34, no. 10
Catalogue number 63-011-XIE (\$6/\$55).

All prices are in Canadian dollars and exclude sales tax. Additional shipping charges apply for delivery outside Canada.

Catalogue numbers with an -XIB or an -XIE extension are Internet versions; those with -XMB or -XME are microfiche; -XPB or -XPE are paper versions; -XDB are electronic versions on diskette and -XCB are electronic versions on compact disc.

How to order products

Order products by phone:

Please refer to the • Title • Catalogue number • Volume number • Issue number • Your VISA or MasterCard number.

In Canada and the United States call:

1-800-267-6677

From other countries call:

1-613-951-7277

To fax your order:

1-877-287-4369




Address changes or account inquiries:

1-800-700-1033

To order a product by mail write: Statistics Canada, Circulation Management, Dissemination Division, Ottawa, K1A 0T6. Include a cheque or money order payable to **Receiver General of Canada/Publications**. Canadian customers add 7% GST and applicable PST.

To order by Internet: write to order@statcan.ca or download an electronic version by accessing Statistics Canada's Web site (www.statcan.ca) under the headings *Our products and services* and *Publications for sale* (\$).

Authorized agents and bookstores also carry Statistics Canada's catalogued publications.

| | |
|---|-----------|
| Catalogue 11-001-XIE (F) English 11-001-XIE001-0001-0001 | |
|  The Daily | |
| Statistics Canada | |
| Thursday, June 5, 1997 For release at 9:30 a.m. | |
| MAJOR RELEASES | |
| • Urban transit, 1995 Despite the emphasis on taking urban transit, Canadians are using it less and less. In 1996, each Canadian took an average of about six trips on some form of urban transit, the lowest level in the past 25 years. | 2 |
| • Productivity, hourly compensation and unit labour cost, 1995 Growth in productivity among Canadian businesses also noticeably weak again in 1996 accompanied by sluggish gains in employment and slow economic growth during the year. | 4 |
| OTHER RELEASES | |
| Map-based Index, May 1997 | 3 |
| Short-term Expectations Survey | 9 |
| Steel primary forms, week ending May 31, 1997 | 12 |
| Egg production, Apr. 1997 | 12 |
| PUBLICATIONS RELEASED | 11 |
|   | |

Statistics Canada's official release bulletin

Catalogue 11-001-XIE.

Published each working day by the Communications Division, Statistics Canada, 10-H, R.H. Coats Bldg., Tunney's Pasture, Ottawa, Ontario K1A 0T6.

To access *The Daily* on the Internet, visit our site at <http://www.statcan.ca>. To receive *The Daily* each morning by e-mail, send an e-mail message to listproc@statcan.ca. Leave the subject line blank. In the body of the message, type "subscribe daily firstname lastname".

Published by authority of the Minister responsible for Statistics Canada. © Minister of Industry, 2003. Citation in newspaper, magazine, radio, and television reporting is permitted subject to the requirement that Statistics Canada is acknowledged as the source. Any other reproduction is permitted subject to the requirement that Statistics Canada is acknowledged as the source on all copies as follows: Statistics Canada, *The Daily*, catalogue 11-001-XIE, along with date and page references.