



The Daily

Statistics Canada

Friday, October 17, 2003

Released at 8:30 a.m. Eastern time

MAJOR RELEASES

There are no major releases today.

OTHER RELEASES

Monthly Survey of Large Retailers, August 2003	2
Industrial chemicals and synthetic resins, August 2003	2
Steel primary forms — weekly data, week ending October 11, 2003	3
Aircraft movement statistics: Major airports, July 2003	3
Construction type plywood, August 2003	3

NEW PRODUCTS

4

RELEASE DATES: October 20 to 24

6



OTHER RELEASES

Monthly Survey of Large Retailers August 2003

Growth rates varied for the major commodity groups in August for the group of large retailers. At the two extremes were strong growth in home furnishing and electronic sales, and a slight decline in clothing, footwear and accessory sales.

Overall sales amounted to \$7.7 billion, an increase of 3.6% from August 2002 for the group of large retailers.

Sales by commodity for the group of large retailers

	July 2003 ^r	August 2002	August 2003 ^p	August 2002 to August 2003
unadjusted				
	\$ millions		% change	
Commodities				
Food and beverages	2,384	2,411	2,463	2.2
Clothing, footwear and accessories	1,183	1,385	1,359	-1.9
Home furnishings and electronics	1,095	1,072	1,199	11.9
Health and personal care products	679	656	710	8.3
Housewares	343	355	372	5.0
Sporting and leisure goods	378	346	348	0.5
Hardware and lawn and garden products	350	250	269	7.4
All other goods and services	887	909	931	2.4
Total	7,299	7,383	7,651	3.6

^r Revised figures.
^p Preliminary figures.

Home furnishing and electronic products posted the strongest sales growth among the major commodity groups in August, up 11.9% from August 2002. Growth was propelled by a 21.7% increase for major appliances and a 35.0% jump for computer hardware, software and accessories. Other commodities such as telephones and home office equipment, and televisions and audio-video equipment also posted strong gains. However, slower furniture sales (+3.9%) and home furnishing sales (+2.1%) mitigated the effect of the larger increases.

Clothing, footwear and accessory sales, down 1.9% year-over-year, continued to be dampened by declining prices. Clothing prices dropped 4.1% and footwear prices were down 3.6% from August 2002. Boys' and girls' clothing sales were particularly hard hit,

dropping 11.3% and 5.9% respectively. Footwear sales were able to post a moderate gain (+5.3%) despite falling prices.

Sales of housewares and household supplies were up 5.0% for large retailers, compared with August 2002. The blackout in large parts of Ontario may have had a positive impact on these sales during the month. Non-electric household supply sales, which include items such as batteries and flashlights, were up 11.9% year-over-year.

Sporting and leisure good sales remained virtually unchanged in August (+0.5%). Equipment for team sports (such as hockey and baseball), hunting, fishing and camping equipment, and toys and games were popular items compared with August 2002. However, sales of prerecorded audio and video discs and tapes plunged 12.5% for the group of large retailers, counteracting most of the gains from related commodities.

Note: This survey includes large retailers mainly in the food, clothing, home furnishings, electronics, sporting goods, and general merchandise sectors. These retailers represent about 38% of total annual retail sales, excluding recreational and motor vehicle dealers. All data in this release are unadjusted for seasonality and all percentages are year-over-year changes.

Available on CANSIM: table 080-0009.

Definitions, data sources and methods: survey number 5027.

A data table is also available in the *Canadian statistics* module of Statistics Canada's website.

For general information or to order data, contact Client Services (1-877-421-3067; 613-951-3549; retailinfo@statcan.ca). To enquire about the concepts, methods or data quality of this release, contact Elton Cryderman (613-951-0669; elton.cryderman@statcan.ca), Distributive Trades Division. ■

Industrial chemicals and synthetic resins August 2003

Data on industrial chemicals and synthetic resins for August are now available.

Available on CANSIM: table 303-0014.

Definitions, data sources and methods: survey number 2183.

The August 2003 issue of *Industrial chemicals and synthetic resins*, Vol. 46, no. 8 (46-002-XIE, \$6/\$51) is now available. See *How to order products*.

For more information, or to enquire about the concepts, methods or data quality of this release, contact the dissemination officer (1-866-873-8789; 613-951-9497; manufact@statcan.ca), Manufacturing, Construction and Energy Division. ■

Steel primary forms — weekly data

Week ending October 11, 2003 (preliminary)

Steel primary forms production for the week ending October 11 totalled 301 415 metric tonnes, down 3.1% from 310 936 tonnes a week earlier and 1.1% from 304 847 tonnes in the same week of 2002.

The year-to-date total as of October 11 was 12 203 289 tonnes, down 2.5% from 12 509 664 tonnes in the same period of 2002.

Definitions, data sources and methods: survey number 2131.

For more information, or to enquire about the concepts, methods or data quality of this release, contact the dissemination officer (1-866-873-8789; 613-951-9497; manufact@statcan.ca), Manufacturing, Construction and Energy Division. ■

Aircraft movement statistics: Major airports

July 2003

The July 2003 monthly report, Vol. 1 (TP141, free) is available on Transport Canada's website (<http://www.tc.gc.ca/pol/en/Report/tp141e/tp141.htm>).

Note: The TP141 monthly report is issued in two volumes. Volume 1 presents statistics for the major Canadian airports (those with NAV CANADA air traffic control towers or flight service stations). Volume 2 presents statistics for the smaller airports (those without air traffic control towers). Both volumes are available free upon release at Transport Canada's website.

For more information about this website, contact Michel Villeneuve (613-990-3825; villenm@tc.gc.ca) or Sheila Rajani (613-993-9822; rajanis@tc.gc.ca), Transport Canada.

Definitions, data sources and methods: survey number 2715.

For more information, or to enquire about the concepts, methods or data quality of this release, contact Kathie Davidson (613-951-0141; fax: 613-951-0010; aviationstatistics@statcan.ca), Transportation Division. ■

Construction type plywood

August 2003

Data on construction type plywood for August are now available.

Available on CANSIM: table 303-0005.

Definitions, data sources and methods: survey number 2138.

The August 2003 issue of Construction type plywood, Vol. 51, no. 8 (35-001-XIB, \$6/\$51) is now available. See *How to order products*.

For more information, or to enquire about the concepts, methods or data quality of this release, contact the dissemination officer (1-866-873-8789; 613-951-9497; manufact@statcan.ca), Manufacturing, Construction and Energy Division. ■

NEW PRODUCTS

Infomat — a weekly review, October 17, 2003
Catalogue number 11-002-XIE (\$3/\$100).

Infomat — a weekly review, October 17, 2003
Catalogue number 11-002-XPE (\$4/\$145).

Monthly Survey of Manufacturing, August 2003,
Vol. 57, no. 8
Catalogue number 31-001-XIE (\$17/\$158).

Construction type plywood, August 2003, Vol. 51,
no. 8
Catalogue number 35-001-XIB (\$6/\$51).

Industrial chemicals and synthetic resins,
August 2003, Vol. 46, no. 8
Catalogue number 46-002-XIE (\$6/\$51).

Imports by commodity, August 2003, Vol. 60, no. 8
Catalogue number 65-007-XMB (\$40/\$387).

Imports by commodity, August 2003, Vol. 60, no. 8
Catalogue number 65-007-XPB (\$84/\$828).

All prices are in Canadian dollars and exclude sales tax. Additional shipping charges apply for delivery outside Canada.

Catalogue numbers with an -XIB or an -XIE extension are Internet versions; those with -XMB or -XME are microfiche; -XPB or -XPE are paper versions; -XDB or -XDE are electronic versions on diskette and -XCB or -XCE are electronic versions on compact disc.

How to order products

Order products by phone:

Please refer to the • Title • Catalogue number • Volume number • Issue number • Your VISA or MasterCard number.


In Canada and the United States call:	1-800-267-6677
From other countries call:	1-613-951-7277
To fax your order:	1-877-287-4369
Address changes or account inquiries:	1-800-700-1033

To order a product by mail write: Statistics Canada, Circulation Management, Dissemination Division, Ottawa, K1A 0T6. Include a cheque or money order payable to **Receiver General of Canada/Publications**. Canadian customers add 7% GST and applicable PST.

To order by Internet: write to order@statcan.ca or download an electronic version by accessing Statistics Canada's website (www.statcan.ca). From the *Our products and services* page, under *Browse our Internet publications*, choose *For sale*.

Authorized agents and bookstores also carry Statistics Canada's catalogued publications.

Design 1 - 2002, IP/arg/pt 11-001-XIE/1524-0397-01-01



Statistics Canada

Thursday, June 5, 1997
For release at 8:30 a.m.



MAJOR RELEASES

- **Urban transit, 1995** 2
Despite the emphasis on taking urban transit, Canadians are using it less and less. In 1996, each Canadian took an average of about six trips on some form of urban transit, the lowest level in the past 25 years.
- **Productivity, hourly compensation and unit labour cost, 1995** 4
Growth in productivity among Canadian businesses was noticeably weak again in 1996, accompanied by sluggish gains in employment and slow economic growth during the year.

OTHER RELEASES

- Map-based index, May 1997 3
- Short-term Expectations Survey 8
- Steel primary forms, week ending May 31, 1997 12
- Egg production, Apr. 1997 13

PUBLICATIONS RELEASED 11



Statistics Canada's official release bulletin

Catalogue 11-001-XIE.

Published each working day by the Communications Division, Statistics Canada, 10-H, R.H. Coats Bldg., Tunney's Pasture, Ottawa, Ontario K1A 0T6.

To access *The Daily* on the Internet, visit our site at <http://www.statcan.ca>. To receive *The Daily* each morning by e-mail, send an e-mail message to listproc@statcan.ca. Leave the subject line blank. In the body of the message, type "subscribe daily firstname lastname".

Published by authority of the Minister responsible for Statistics Canada. © Minister of Industry, 2003. Citation in newsprint, magazine, radio, and television reporting is permitted subject to the requirement that Statistics Canada is acknowledged as the source. Any other reproduction is permitted subject to the requirement that Statistics Canada is acknowledged as the source on all copies as follows: Statistics Canada, *The Daily*, catalogue 11-001-XIE, along with date and page references.

RELEASE DATES: OCTOBER 20 TO 24

(Release dates are subject to change.)

Release date	Title	Reference period
20	Travel between Canada and other countries	August 2003
20	Canada's international transactions in securities	August 2003
21	Wholesale trade	August 2003
21	Consumer Price Index	September 2003
22	Retail trade	August 2003
22	Leading indicators	September 2003
