



The Daily

Statistics Canada

Tuesday, March 11, 2003

Released at 8:30 am Eastern time

CENSUS OF POPULATION: EARNINGS, LEVELS OF SCHOOLING, FIELD OF STUDY AND SCHOOL ATTENDANCE

2

- A detailed analysis of gains in employment income in Canada over the past two decades is now available on Statistics Canada's website in the report *Earnings of Canadians: Making a living in the new economy*. The results show that average annual earnings surpassed \$30,000 for the first time in 2000.
- Also available is the report *Education in Canada: Raising the standard*. It contains a detailed analysis of the tremendous growth in the number of Canadians with a college or university education during the 1990s. It also examines changing patterns in fields of study and school attendance, and education levels among immigrants and Aboriginal peoples.

NEW PRODUCTS

4



Census of Population: Earnings, levels of schooling, field of study and school attendance

The seventh round of data from the 2001 Census of Population, which provides a thorough analysis of gains in employment income among Canadians during the past 20 years and of the phenomenal growth in their levels of education, is now available.

This release includes detailed information on the influence of education and work experience on average earnings among various groups in the population. It also analyses changing patterns in fields of study and school attendance, and education levels among immigrants and Aboriginal peoples.

University education and experience pay off in higher earnings

Average annual earnings surpassed \$30,000 for the first time in 2000, as working Canadians began reaping the benefits of globalization and the knowledge-based economy.

Average earnings among the more than 16.4 million people aged 15 and over who had employment income in 2000 was \$31,757 each, up from \$29,596 in 1990 and \$29,229 in 1980.

The 7.3% gain in average earnings during the past decade was the result of three factors: the demand for highly skilled workers in the face of advancing technologies and globalization; an aging workforce of baby boomers who experienced substantial gains in earnings during the decade; and more working people with university education.

As a result, the number of earners in higher income brackets — those who make \$80,000 or more a year and especially those who make \$100,000 or more — soared during the 1990s.

At the same time, the number of individuals making \$20,000 or less a year represented four out of every 10 people with employment income in Canada. This is essentially the same proportion as in 1990.

In 2000, women aged 15 and over who had employment income made 64 cents for every \$1 earned by their male counterparts (the gap was smaller for younger women). In 1980, this gap was much larger, at 52 cents.

The census showed clearly that higher education is a gateway to higher earnings. More than 60% of people in the lowest earnings category did not have more than a high school education in 2000, while more than 60% of those in the top category had a university degree.

But the census also shows that it is older groups with higher education and more work experience who made the most significant earnings gains. A clear generational divide has opened up in the labour market with younger groups on a lower earnings track than older, more experienced groups.

Recent immigrants earned substantially less than their Canadian-born counterparts even after 10 years in the country. This was true for both immigrants with low levels of education and those with a university degree.

Canadians better educated than ever

Canada entered the 21st Century with a population better educated than ever, according to new data from the 2001 Census. The hallmark of the 1990s was the tremendous growth in the number of Canadians with a college or university education, a trend that began at the end of the Second World War.

Three developments set the stage for advances in education between 1991 and 2001: first, a labour market preference for skilled workers to compete in a global and technologically advanced economy; second, immigration rules designed to attract highly skilled immigrants; and third, the recession of the early 1990s that was particularly difficult for Canadian youth.

The increases in education were dramatically apparent for those aged 25 to 34. People from this generation were aged 15 to 24 when the recession of the 1990s hit. Many of them may have opted to stay in school rather than face uncertain prospects in the labour market.

According to the census, 28% of all individuals aged 25 to 34 had university qualifications and 21% held a college diploma. Another 12% had trade credentials. In all, 61% of people in this age group had qualifications beyond high school. In comparison, at the time of the 1991 Census, 49% of those aged 25 to 34 had post-secondary credentials.

This growth has shifted the education profile of the adult population (25 and over) as a whole. From 1991 to 2001, the proportion of adults with university credentials grew from 15% to 20%. Another 16% had a college diploma in 2001, up from 12% a decade earlier. The proportion with a trade certificate remained stable at 12%.

Education levels rose for both men and women. In 2001, 21% of men aged 25 and over were university graduates, up from 17% in 1991. The proportion of male college graduates increased from 10% to 13% over the decade.

The growth among women was even greater. The proportion of university graduates among adult women

jumped from 14% in 1991 to 20% in 2001. About 18% had college credentials in 2001, up from 14%.

In all, the number of Canadians aged 25 and over with university, college or trade credentials grew by 2.7 million, a 39% increase and more than 2.5 times the population growth for that same age group.

In 2001, 1.1 million people in the working-age population (25 to 64) had doctorates, master's degrees or other qualifications above the bachelor level, such as degrees in law, medicine, dentistry and veterinary science. This was a 50% increase from 750,000 in 1991.

In terms of field of study, changes during the decade reflect increasing numbers of students choosing technology and business fields. Of the 1.2 million increase in university graduates from 1991 to 2001, about 12% or 154,000 had graduated in business and commerce. Another 11% or 133,000 had studied engineering.

The census also revealed that 6 in 10 immigrants of working age who arrived in the 1990s had trade, college or university credentials in 2001.

Detailed analysis of these new census data is presented in two online reports, *Earnings of Canadians: Making a living in the new economy* and *Education in Canada: Raising the standard*, available on Statistics Canada's website (www.statcan.ca). Both documents are illustrated by numerous tables and charts.

These reports also link to various products and services available from the *Census* module, which was designed to provide easy access to census data using new electronic tools. Information in the module is organized into four broad categories: analysis, data, maps and reference material.

In addition, in the *Community profiles* module, data for earnings, highest level of schooling and school attendance are available for Canada and the provinces and territories, as well as for 27 metropolitan areas and nearly 6,000 cities, towns, villages and Indian reserves.

For more information, contact Media Relations (613-951-4636), Communications Division. ■

NEW PRODUCTS

Community profiles, 2001 Census
Catalogue number 93F0053XIE
(free).

Education in Canada: Raising the standard, 2001 Census
Catalogue number 96F0030XIE2001012
(free).

Earnings of Canadians: Making a living in the new economy, 2001 Census
Catalogue number 96F0030XIE2001013
(free).

Education in Canada: School Attendance and Levels of Schooling: School Attendance (4), Highest Level of Schooling (12), Age Groups (13B) and Sex (3) for Population 15 Years and Over, for Canada, Provinces, Territories, Census Metropolitan Areas and Census Agglomerations, 2001 Census - 20% Sample Data, 2001 Census
Catalogue number 95F0418XIE2001004
(free).

Education in Canada: School Attendance and Levels of Schooling: Highest Degree, Certificate or Diploma (12), Age Groups (13B) and Sex (3) for Population 15 Years and Over, for Canada, Provinces, Territories, Census Metropolitan Areas and Census Agglomerations, 2001 Census - 20% Sample Data, 2001 Census
Catalogue number 95F0419XIE2001004
(free).

Education in Canada: School Attendance and Levels of Schooling: Detailed Highest Level of Schooling (20), Age Groups (13B) and Sex (3) for Population 15 Years and Over, for Canada, Provinces, Territories, Census Metropolitan Areas and Census Agglomerations, 2001 Census - 20% Sample Data, 2001 Census
Catalogue number 97F0017XIE2001001
(free).

Education in Canada: School Attendance and Levels of Schooling: Historical Highest Level of Schooling (6), Age Groups (13B) and Sex (3) for Population 15 Years and Over, for Canada, Provinces, Territories, 1981 to 2001 Censuses, and for Census Metropolitan Areas and Census Agglomerations, 1991 to 2001 Censuses - 20% Sample Data, 2001 Census
Catalogue number 97F0017XIE2001002
(free).

Education in Canada: School Attendance and Levels of Schooling: School Attendance (4), Age Groups (19A) and Sex (3) for Population 15 Years and Over, for Canada, Provinces and Territories, 1981, 1991, 1996 and 2001 Censuses, and for Census Metropolitan Areas and Census Agglomerations, 1991 to 2001 Censuses - 20% Sample Data, 2001 Census
Catalogue number 97F0017XIE2001003
(free).

Education in Canada: School Attendance and Levels of Schooling: School Attendance (4), Highest Level of Schooling (12), Age Groups (13B) and Sex (3) for Population 15 Years and Over, for Canada, Provinces, Territories, Census Metropolitan Areas and Census Agglomerations, 1991 to 2001 Censuses - 20% Sample Data, 2001 Census
Catalogue number 97F0017XIE2001004
(free).

Education in Canada: School Attendance and Levels of Schooling: School Attendance (4), High School Graduation Certificate (14), Age Groups (13B) and Sex (3) for Population 15 Years and Over, for Canada, Provinces, Territories, Census Metropolitan Areas and Census Agglomerations, 1996 and 2001 Censuses - 20% Sample Data, 2001 Census
Catalogue number 97F0017XIE2001005
(free).

Education in Canada: School Attendance and Levels of Schooling: Highest Degree, Certificate or Diploma (12), Age Groups (13B) and Sex (3) for Population 15 Years and Over, for Canada, Provinces and Territories, 1986 to 2001 Censuses, and for Census Metropolitan Areas and Census Agglomerations, 1991 to 2001 Censuses - 20% Sample Data, 2001 Census
Catalogue number 97F0017XIE2001006
(free).

Education in Canada: Major Fields of Study: Major Fields of Study (12), Age Groups (13B) and Sex (3) for Population 15 Years and Over With College or Trades Certificates or Diplomas, for Canada, Provinces, Territories, Census Metropolitan Areas and Census Agglomerations, 2001 Census - 20% Sample Data, 2001 Census
Catalogue number 95F0424XIE2001004
(free).

Education in Canada: Major Fields of Study: Major Fields of Study (12), Age Groups (13B) and Sex (3) for Population 15 Years and Over With University Certificates or Degrees, for Canada, Provinces, Territories, Census Metropolitan Areas and Census Agglomerations, 2001 Census - 20% Sample Data, 2001 Census
Catalogue number 95F0425XIE2001004
(free).

Education in Canada: Major Fields of Study: Major Fields of Study (570), Age Groups (5B) and Sex (3) for Population 20 Years and Over With College or Trades Certificates or Diplomas, for Canada, Provinces, Territories, Census Metropolitan Areas and Census Agglomerations, 1991 to 2001 Censuses - 20% Sample Data, 2001 Census
Catalogue number 97F0018XIE2001001
(free).

Education in Canada: Major Fields of Study: Major Fields of Study (570), Age Groups (5B) and Sex (3) for Population 20 Years and Over With University Certificates or Degrees, for Canada, Provinces, Territories, Census Metropolitan Areas and Census Agglomerations, 1991 to 2001 Censuses - 20% Sample Data, 2001 Census
Catalogue number 97F0018XIE2001002
(free).

Earnings of Canadians: Presence of Employment Income (5), Age Groups (5A) and Sex (3) for Total Population 15 Years and Over, for Canada, Provinces, Territories, Census Metropolitan Areas and Census Agglomerations, 2001 Census - 20% Sample Data, 2001 Census
Catalogue number 95F0430XIE2001004
(free).

Earnings of Canadians: Employment Income Groups (22) in Constant (2000) Dollars and Sex (3) for Population 15 Years and Over, for Canada, Provinces, Territories, Census Metropolitan Areas and Census Agglomerations, 1995 and 2000 - 20% Sample Data, 2001 Census
Catalogue number 97F0019XIE2001001
(free).

Earnings of Canadians: Number and Average Employment Income (2) in Constant (2000) Dollars, Sex (3), Work Activity (3), Age Groups (7) and Historical Highest Level of Schooling (6) for Population 15 Years and Over With Employment Income, for Canada, Provinces, Territories, Census Metropolitan Areas and Census Agglomerations, 1995 and 2000 - 20% Sample Data, 2001 Census
Catalogue number 97F0019XIE2001002
(free).

Earnings of Canadians: Number and Average Employment Income (2) in Constant (2000) Dollars, Sex (3), Work Activity (3) and Occupation - 1991 Standard Occupational Classification (Historical) (707A) for Population 15 Years and Over With Employment Income, for Canada, Provinces, Territories and Census Metropolitan Areas, 1995 and 2000 - 20% Sample Data, 2001 Census
Catalogue number 97F0019XIE2001003
(free).

Earnings of Canadians: Wage and Salary Groups (22) in Constant (2000) Dollars and Sex (3) for Paid Workers 15 Years and Over, for Canada, Provinces, Territories, Census Metropolitan Areas and Census Agglomerations, 1995 and 2000 - 20% Sample Data, 2001 Census
Catalogue number 97F0019XIE2001004
(free).

Earnings of Canadians: Employment Income Groups (22) in Constant (2000) Dollars, Sex (3), Age Groups (7) and Historical Highest Level of Schooling (6) for Population 15 Years and Over, for Canada, Provinces and Territories, 1995 and 2000 - 20% Sample Data, 2001 Census
Catalogue number 97F0019XIE2001042
(free).

Earnings of Canadians: Wage and Salary Groups (22) in Constant (2000) Dollars, Sex (3), Age Groups (7) and Historical Highest Level of Schooling (6) for Paid Workers 15 Years and Over, for Canada, Provinces and Territories, 1995 and 2000 - 20% Sample Data, 2001 Census
Catalogue number 97F0019XIE2001053
(free).

Education in Canada: School Attendance and Levels of Schooling: Highlight Tables, 2001 Census
Catalogue number 97F0024XIE2001012
(free).

Earnings of Canadians: Highlight Tables, 2001 Census
Catalogue number 97F0024XIE2001013
(free).

Topic Bundle: Education in Canada: School Attendance and Levels of Schooling, 2001 Census
Catalogue number 97F0017XCB2001000 (\$70).

Topic Bundle: Education in Canada: Major Fields of Study, 2001 Census
Catalogue number 97F0018XCB2001000 (\$70).

Topic Bundle: Earnings of Canadians, 2001 Census
Catalogue number 97F0019XCB2001000 (\$70).

Education in Canada: School Attendance and Levels of Schooling: School Attendance (4), Highest Level of Schooling (12), Age Groups (13B) and Sex (3) for Population 15 Years and Over, for Canada, Provinces, Territories, Census Divisions, Census Subdivisions and Dissemination Areas, 2001 Census - 20% Sample Data, 2001 Census
Catalogue number 95F0418XCB2001001
(various prices).

Education in Canada: School Attendance and Levels of Schooling: School Attendance (4), Highest Level of Schooling (12), Age Groups (13B) and Sex (3) for Population 15 Years and Over, for Census Metropolitan Areas, Tracted Census Agglomerations and Census Tracts, 2001 Census - 20% Sample Data, 2001 Census
Catalogue number 95F0418XCB2001002
(various prices).

Education in Canada: School Attendance and Levels of Schooling: School Attendance (4), Highest Level of Schooling (12), Age Groups (13B) and Sex (3) for Population 15 Years and Over, for Canada, Provinces, Territories and Federal Electoral Districts (1996 Representation Order), 2001 Census - 20% Sample Data, 2001 Census
Catalogue number 95F0418XCB2001003
(various prices).

Education in Canada: School Attendance and Levels of Schooling: School Attendance (4), Highest Level of Schooling (12), Age Groups (13B) and Sex (3) for Population 15 Years and Over, for Canada, Provinces, Territories, Census Metropolitan Areas and Census Agglomerations, 2001 Census - 20% Sample Data, 2001 Census
Catalogue number 95F0418XCB2001004
(various prices).

Education in Canada: School Attendance and Levels of Schooling: School Attendance (4), Highest Level of Schooling (12), Age Groups (13B) and Sex (3) for Population 15 Years and Over, for Canada, Provinces, Territories and Forward Sortation Areas, 2001 Census - 20% Sample Data, 2001 Census
Catalogue number 95F0418XCB2001005
(various prices).

Education in Canada: School Attendance and Levels of Schooling: School Attendance (4), Highest Level of Schooling (12), Age Groups (13B) and Sex (3) for Population 15 Years and Over, for Canada, Provinces, Territories, Census Divisions and Census Subdivisions, 2001 Census - 20% Sample Data, 2001 Census
Catalogue number 95F0418XCB2001006
(various prices).

Education in Canada: School Attendance and Levels of Schooling: Highest Degree, Certificate or Diploma (12), Age Groups (13B) and Sex (3) for Population 15 Years and Over, for Canada, Provinces, Territories, Census Divisions, Census Subdivisions and Dissemination Areas, 2001 Census - 20% Sample Data, 2001 Census Catalogue number 95F0419XCB2001001
(various prices).

Education in Canada: School Attendance and Levels of Schooling: Highest Degree, Certificate or Diploma (12), Age Groups (13B) and Sex (3) for Population 15 Years and Over, for Census Metropolitan Areas, Tracted Census Agglomerations and Census Tracts, 2001 Census - 20% Sample Data, 2001 Census Catalogue number 95F0419XCB2001002
(various prices).

Education in Canada: School Attendance and Levels of Schooling: Highest Degree, Certificate or Diploma (12), Age Groups (13B) and Sex (3) for Population 15 Years and Over, for Canada, Provinces, Territories and Federal Electoral Districts (1996 Representation Order), 2001 Census - 20% Sample Data, 2001 Census Catalogue number 95F0419XCB2001003
(various prices).

Education in Canada: School Attendance and Levels of Schooling: Highest Degree, Certificate or Diploma (12), Age Groups (13B) and Sex (3) for Population 15 Years and Over, for Canada, Provinces, Territories, Census Metropolitan Areas and Census Agglomerations, 2001 Census - 20% Sample Data, 2001 Census Catalogue number 95F0419XCB2001004
(various prices).

Education in Canada: School Attendance and Levels of Schooling: Highest Degree, Certificate or Diploma (12), Age Groups (13B) and Sex (3) for Population 15 Years and Over, for Canada, Provinces, Territories and Forward Sortation Areas, 2001 Census - 20% Sample Data, 2001 Census Catalogue number 95F0419XCB2001005
(various prices).

Education in Canada: School Attendance and Levels of Schooling: Highest Degree, Certificate or Diploma (12), Age Groups (13B) and Sex (3) for Population 15 Years and Over, for Canada, Provinces, Territories, Census Divisions and Census Subdivisions, 2001 Census - 20% Sample Data, 2001 Census Catalogue number 95F0419XCB2001006
(various prices).

Profile of School Attendance, Education, Field of Study, Highest Level of Schooling and Earnings, for Canada, Provinces, Territories, Census Divisions and Census Subdivisions, 2001 Census Catalogue number 95F0491XCB2001001
(various prices).

Education in Canada: School Attendance and Levels of Schooling: Detailed Highest Level of Schooling (20), Age Groups (13B) and Sex (3) for Population 15 Years and Over, for Canada, Provinces, Territories, Census Metropolitan Areas and Census Agglomerations, 2001 Census - 20% Sample Data, 2001 Census Catalogue number 97F0017XCB2001001 (\$60).

Education in Canada: School Attendance and Levels of Schooling: Historical Highest Level of Schooling (6), Age Groups (13B) and Sex (3) for Population 15 Years and Over, for Canada, Provinces, Territories, 1981 to 2001 Censuses, and for Census Metropolitan Areas and Census Agglomerations, 1991 to 2001 Censuses - 20% Sample Data, 2001 Census Catalogue number 97F0017XCB2001002 (\$60).

Education in Canada: School Attendance and Levels of Schooling: School Attendance (4), Age Groups (19A) and Sex (3) for Population 15 Years and Over, for Canada, Provinces and Territories, 1981, 1991, 1996 and 2001 Censuses, and for Census Metropolitan Areas and Census Agglomerations, 1991 to 2001 Censuses - 20% Sample Data, 2001 Census Catalogue number 97F0017XCB2001003 (\$60).

Education in Canada: School Attendance and Levels of Schooling: School Attendance (4), Highest Level of Schooling (12), Age Groups (13B) and Sex (3) for Population 15 Years and Over, for Canada, Provinces, Territories, Census Metropolitan Areas and Census Agglomerations, 1991 to 2001 Censuses - 20% Sample Data, 2001 Census
Catalogue number 97F0017XCB2001004 (\$60).

Education in Canada: School Attendance and Levels of Schooling: School Attendance (4), High School Graduation Certificate (14), Age Groups (13B) and Sex (3) for Population 15 Years and Over, for Canada, Provinces, Territories, Census Metropolitan Areas and Census Agglomerations, 1996 and 2001 Censuses - 20% Sample Data, 2001 Census
Catalogue number 97F0017XCB2001005 (\$60).

Education in Canada: School Attendance and Levels of Schooling: Highest Degree, Certificate or Diploma (12), Age Groups (13B) and Sex (3) for Population 15 Years and Over, for Canada, Provinces and Territories, 1986 to 2001 Censuses, and for Census Metropolitan Areas and Census Agglomerations, 1991 to 2001 Censuses - 20% Sample Data, 2001 Census
Catalogue number 97F0017XCB2001006 (\$60).

Education in Canada: Major Fields of Study: Major Fields of Study (12), Age Groups (13B) and Sex (3) for Population 15 Years and Over With College or Trades Certificates or Diplomas, for Canada, Provinces, Territories, Census Divisions, Census Subdivisions and Dissemination Areas, 2001 Census - 20% Sample Data, 2001 Census
Catalogue number 95F0424XCB2001001 (various prices).

Education in Canada: Major Fields of Study: Major Fields of Study (12), Age Groups (13B) and Sex (3) for Population 15 Years and Over With College or Trades Certificates or Diplomas, for Census Metropolitan Areas, Tracted Census Agglomerations and Census Tracts, 2001 Census - 20% Sample Data, 2001 Census
Catalogue number 95F0424XCB2001002 (various prices).

Education in Canada: Major Fields of Study: Major Fields of Study (12), Age Groups (13B) and Sex (3) for Population 15 Years and Over With College or Trades Certificates or Diplomas, for Canada, Provinces, Territories and Federal Electoral Districts (1996 Representation Order), 2001 Census - 20% Sample Data, 2001 Census
Catalogue number 95F0424XCB2001003 (various prices).

Education in Canada: Major Fields of Study: Major Fields of Study (12), Age Groups (13B) and Sex (3) for Population 15 Years and Over With College or Trades Certificates or Diplomas, for Canada, Provinces, Territories, Census Metropolitan Areas and Census Agglomerations, 2001 Census - 20% Sample Data, 2001 Census
Catalogue number 95F0424XCB2001004 (various prices).

Education in Canada: Major Fields of Study: Major Fields of Study (12), Age Groups (13B) and Sex (3) for Population 15 Years and Over With College or Trades Certificates or Diplomas, for Canada, Provinces, Territories and Forward Sortation Areas, 2001 Census - 20% Sample Data, 2001 Census
Catalogue number 95F0424XCB2001005 (various prices).

Education in Canada: Major Fields of Study: Major Fields of Study (12), Age Groups (13B) and Sex (3) for Population 15 Years and Over With College or Trades Certificates or Diplomas, for Canada, Provinces, Territories, Census Divisions and Census Subdivisions, 2001 Census - 20% Sample Data, 2001 Census
Catalogue number 95F0424XCB2001006 (various prices).

Education in Canada: Major Fields of Study: Major Fields of Study (12), Age Groups (13B) and Sex (3) for Population 15 Years and Over With University Certificates or Degrees, for Canada, Provinces, Territories, Census Divisions, Census Subdivisions and Dissemination Areas, 2001 Census - 20% Sample Data, 2001 Census
Catalogue number 95F0425XCB2001001 (various prices).

Education in Canada: Major Fields of Study: Major Fields of Study (12), Age Groups (13B) and Sex (3) for Population 15 Years and Over With University Certificates or Degrees, for Census Metropolitan Areas, Tracted Census Agglomerations and Census Tracts, 2001 Census - 20% Sample Data, 2001 Census
Catalogue number 95F0425XCB2001002
(various prices).

Education in Canada: Major Fields of Study: Major Fields of Study (12), Age Groups (13B) and Sex (3) for Population 15 Years and Over With University Certificates or Degrees, for Canada, Provinces, Territories and Federal Electoral Districts (1996 Representation Order), 2001 Census - 20% Sample Data, 2001 Census
Catalogue number 95F0425XCB2001003
(various prices).

Education in Canada: Major Fields of Study: Major Fields of Study (12), Age Groups (13B) and Sex (3) for Population 15 Years and Over With University Certificates or Degrees, for Canada, Provinces, Territories, Census Metropolitan Areas and Census Agglomerations, 2001 Census - 20% Sample Data, 2001 Census
Catalogue number 95F0425XCB2001004
(various prices).

Education in Canada: Major Fields of Study: Major Fields of Study (12), Age Groups (13B) and Sex (3) for Population 15 Years and Over With University Certificates or Degrees, for Canada, Provinces, Territories and Forward Sortation Areas, 2001 Census - 20% Sample Data, 2001 Census
Catalogue number 95F0425XCB2001005
(various prices).

Education in Canada: Major Fields of Study: Major Fields of Study (12), Age Groups (13B) and Sex (3) for Population 15 Years and Over With University Certificates or Degrees, for Canada, Provinces, Territories, Census Divisions and Census Subdivisions, 2001 Census - 20% Sample Data, 2001 Census
Catalogue number 95F0425XCB2001006
(various prices).

Education in Canada: Major Fields of Study: Major Fields of Study (570), Age Groups (5B) and Sex (3) for Population 20 Years and Over With College or Trades Certificates or Diplomas, for Canada, Provinces, Territories, Census Metropolitan Areas and Census Agglomerations, 1991 to 2001 Censuses - 20% Sample Data, 2001 Census
Catalogue number 97F0018XCB2001001 (\$60).

Education in Canada: Major Fields of Study: Major Fields of Study (570), Age Groups (5B) and Sex (3) for Population 20 Years and Over With University Certificates or Degrees, for Canada, Provinces, Territories, Census Metropolitan Areas and Census Agglomerations, 1991 to 2001 Censuses - 20% Sample Data, 2001 Census
Catalogue number 97F0018XCB2001002 (\$60).

Earnings of Canadians: Employment Income Groups (22) in Constant (2000) Dollars and Sex (3) for Population 15 Years and Over, for Canada, Provinces, Territories, Census Metropolitan Areas and Census Agglomerations, 1995 and 2000 - 20% Sample Data, 2001 Census
Catalogue number 97F0019XCB2001001 (\$60).

Earnings of Canadians: Number and Average Employment Income (2) in Constant (2000) Dollars, Sex (3), Work Activity (3), Age Groups (7) and Historical Highest Level of Schooling (6) for Population 15 Years and Over With Employment Income, for Canada, Provinces, Territories, Census Metropolitan Areas and Census Agglomerations, 1995 and 2000 - 20% Sample Data, 2001 Census
Catalogue number 97F0019XCB2001002 (\$60).

Earnings of Canadians: Number and Average Employment Income (2) in Constant (2000) Dollars, Sex (3), Work Activity (3) and Occupation - 1991 Standard Occupational Classification (Historical) (707A) for Population 15 Years and Over With Employment Income, for Canada, Provinces, Territories and Census Metropolitan Areas, 1995 and 2000 - 20% Sample Data, 2001 Census
Catalogue number 97F0019XCB2001003 (\$60).

Earnings of Canadians: Wage and Salary Groups (22) in Constant (2000) Dollars and Sex (3) for Paid Workers 15 Years and Over, for Canada, Provinces, Territories, Census Metropolitan Areas and Census Agglomerations, 1995 and 2000 - 20% Sample Data, 2001 Census
Catalogue number 97F0019XCB2001004 (\$60).

Earnings of Canadians: Presence of Employment Income (5), Age Groups (5A) and Sex (3) for Total Population 15 Years and Over, for Canada, Provinces, Territories, Census Divisions, Census Subdivisions and Dissemination Areas, 2001 Census - 20% Sample Data, 2001 Census
Catalogue number 95F0430XCB2001001
(various prices).

Earnings of Canadians: Presence of Employment Income (5), Age Groups (5A) and Sex (3) for Total Population 15 Years and Over, for Census Metropolitan Areas, Tracted Census Agglomerations and Census Tracts, 2001 Census - 20% Sample Data, 2001 Census
Catalogue number 95F0430XCB2001002
(various prices).

Earnings of Canadians: Presence of Employment Income (5), Age Groups (5A) and Sex (3) for Total Population 15 Years and Over, for Canada, Provinces, Territories and Federal Electoral Districts (1996 Representation Order), 2001 Census - 20% Sample Data, 2001 Census
Catalogue number 95F0430XCB2001003
(various prices).

Earnings of Canadians: Presence of Employment Income (5), Age Groups (5A) and Sex (3) for Total Population 15 Years and Over, for Canada, Provinces, Territories, Census Metropolitan Areas and Census Agglomerations, 2001 Census - 20% Sample Data, 2001 Census
Catalogue number 95F0430XCB2001004
(various prices).

Earnings of Canadians: Presence of Employment Income (5), Age Groups (5A) and Sex (3) for Total Population 15 Years and Over, for Canada, Provinces, Territories and Forward Sortation Areas, 2001 Census - 20% Sample Data, 2001 Census
Catalogue number 95F0430XCB2001005
(various prices).

Earnings of Canadians: Presence of Employment Income (5), Age Groups (5A) and Sex (3) for Total Population 15 Years and Over, for Canada, Provinces, Territories, Census Divisions and Census Subdivisions, 2001 Census - 20% Sample Data, 2001 Census
Catalogue number 95F0430XCB2001006
(various prices).

Earnings of Canadians: Employment Income Groups (22) in Constant (2000) Dollars, Sex (3), Age Groups (7) and Historical Highest Level of Schooling (6) for Population 15 Years and Over, for Canada, Provinces and Territories, 1995 and 2000 - 20% Sample Data, 2001 Census
Catalogue number 97F0019XCB2001042 (\$60).

Earnings of Canadians: Wage and Salary Groups (22) in Constant (2000) Dollars, Sex (3), Age Groups (7) and Historical Highest Level of Schooling (6) for Paid Workers 15 Years and Over, for Canada, Provinces and Territories, 1995 and 2000 - 20% Sample Data, 2001 Census
Catalogue number 97F0019XCB2001053 (\$60).

All prices are in Canadian dollars and exclude sales tax. Additional shipping charges apply for delivery outside Canada.

Catalogue numbers with an -XIB or an -XIE extension are Internet versions; those with -XMB or -XME are microfiche; -XPB or -XPE are paper versions; -XDB are electronic versions on diskette and -XCB are electronic versions on compact disc.

How to order products

Order products by phone:

Please refer to the • Title • Catalogue number • Volume number • Issue number • Your VISA or MasterCard number.


In Canada and the United States call: **1-800-267-6677**
From other countries call: **1-613-951-7277**
To fax your order: **1-877-287-4369**
Address changes or account inquiries: **1-800-700-1033**

To order a product by mail write: Statistics Canada, Circulation Management, Dissemination Division, Ottawa, K1A 0T6. Include a cheque or money order payable to **Receiver General of Canada/Publications**. Canadian customers add 7% GST and applicable PST.

To order by Internet: write to order@statcan.ca or download an electronic version by accessing Statistics Canada's Web site (www.statcan.ca) under the headings *Our products and services* and *Publications for sale (\$)*.

Authorized agents and bookstores also carry Statistics Canada's catalogued publications.

Document 1 - 2006 (F) Catalogue 11-001-XIE 0004 0007 01-01



Thursday, June 5, 1997
For release at 8:30 a.m.



MAJOR RELEASES

- **Urban transit, 1995** 2
Despite the emphasis on taking urban transit, Canadians are using it less and less. In 1996, adult Canadians took an average of about six trips on some form of urban transit, the lowest level in the past 25 years.
- **Productivity, hourly compensation and unit labour cost, 1995** 4
Growth in productivity among Canadian businesses was notably weak again in 1996, accompanied by sluggish gains in employment and slow economic growth during the year.

OTHER RELEASES

- **Map-based Index**, May 1997 3
- **Short-term Expectations Survey** 9
- **Steel primary forms, week ending May 31, 1997** 12
- **Egg production**, Apr. 1997 13

PUBLICATIONS RELEASED 11

Statistics Canada's official release bulletin

Catalogue 11-001-XIE.

Published each working day by the Communications Division, Statistics Canada, 10-H, R.H. Coats Bldg., Tunney's Pasture, Ottawa, Ontario K1A 0T6.

To access *The Daily* on the Internet, visit our site at <http://www.statcan.ca>. To receive *The Daily* each morning by e-mail, send an e-mail message to listproc@statcan.ca. Leave the subject line blank. In the body of the message, type "subscribe daily firstname lastname".

Published by authority of the Minister responsible for Statistics Canada. © Minister of Industry, 2003. Citation in newsprint, magazine, radio, and television reporting is permitted subject to the requirement that Statistics Canada is acknowledged as the source. Any other reproduction is permitted subject to the requirement that Statistics Canada is acknowledged as the source on all copies as follows: Statistics Canada, *The Daily*, catalogue 11-001-XIE, along with date and page references.