



The Daily

Statistics Canada

Wednesday, March 19, 2003

Released at 8:30 am Eastern time

MAJOR RELEASES

There are no major releases today.

OTHER RELEASES

Travel between Canada and other countries, January 2003	2
Stocks of frozen poultry meat, March 1, 2003	3
Crushing statistics, February 2003	3

NEW PRODUCTS



OTHER RELEASES

Travel between Canada and other countries January 2003

Travel to Canada declined 2.9% in January, the first monthly decline since June 2002. Canadian travel to the United States and overseas countries declined 0.3% in January from December. (Unless otherwise specified, these data are seasonally adjusted).

In January, the number of travellers from the United States fell 3.1% to an estimated 3.4 million, the result of a decrease in both same-day and overnight trips to Canada. Although the number of overnight trips by Americans declined 1.7% from December to less than 1.4 million, January still had the second highest monthly numbers on record. Overnight plane travel by Americans fell 5.2% to 308,000. Same-day car trips dropped 4.1% to 1.9 million trips, and overnight car trips decreased 1.1% to 924,000.

The number of overseas travellers to Canada also decreased (-0.6%) to 358,000. Eight of Canada's top 12 overseas markets, however, showed increases in same-day and overnight trips to Canada in January. Hong Kong had the highest monthly increase (+16.4%), followed by Germany (+4.7%) and China (+4.2%). Australia, the Netherlands, Mexico, South Korea and the United Kingdom also posted increases. Japan recorded the largest monthly loss (-9.7%).

Canadians made more than 3.4 million trips abroad in January. Of these, 3.0 million were to the United

States, down 0.3% from December. Canadians also made 424,000 trips to overseas countries, a marginal decline (-0.2%) from December's record-setting figure.

Canadians took about 1.1 million overnight trips south of the border, down 4.1% from December. Although overnight travel by plane rose 0.5% to 352,000, overnight travel by car dropped 6.6% to 646,000. Canadians also made more than 1.8 million same-day car trips to the United States in January, up 1.1% from December and the highest monthly figure since January 2002.

Available on CANSIM: tables 427-0001 to 427-0006.

Information on methods and data quality available in the Integrated Meta Data Base: survey number 5005.

The January 2003 issue of *International travel, advance information*, Vol. 19, no. 1 (66-001-PIE, \$6/\$55), is now available. See *How to order products*.

For more information, contact Client Services (1-800-307-3382; 613-951-7608; fax: 613-951-2909; cult.tourstats@statcan.ca). To enquire about the concepts, methods or data quality of this release, contact Frances Kremarik (613-951-4240; frances.kremarik@statcan.ca), Culture, Tourism and the Centre for Education Statistics. □

Travel between Canada and other countries

	December	January	December	January	January
	2002 ^r	2003 ^p	2002	2003	2002
			to		to
		January		January	
		2003		2003	
Seasonally adjusted			Unadjusted		
	'000		% change	'000	% change
Canadian trips abroad¹	3,438	3,429	-0.3	3,070	5.2
To the United States	3,013	3,005	-0.3	2,488	2.6
To other countries	425	424	-0.2	581	17.9
Same-day car trips to the United States	1,810	1,831	1.1	1,546	1.4
Total trips, one or more nights	1,564	1,517	-3.0	1,445	9.7
United States ²	1,139	1,093	-4.1	864	4.8
Car	692	646	-6.6	415	1.2
Plane	350	352	0.5	405	9.1
Other modes of transport	97	95	-2.7	43	1.9
Other countries ³	425	424	-0.2	581	17.9
Travel to Canada¹	3,901	3,788	-2.9	2,391	1.9
From the United States	3,540	3,430	-3.1	2,205	1.2
From other countries	361	358	-0.6	186	11.6
Same-day car trips from the United States	2,022	1,939	-4.1	1,462	-2.4
Total trips, one or more nights	1,751	1,728	-1.3	834	7.8
United States ²	1,403	1,380	-1.7	652	6.8
Car	935	924	-1.1	411	10.5
Plane	325	308	-5.2	197	0.1
Other modes of transport	144	147	2.5	44	5.6
Other countries ³	347	348	0.3	182	11.6
Most important overseas markets⁴					
United Kingdom	70	71	0.9	37	12.2
Japan	42	38	-9.7	16	10.4
Germany	28	29	4.7	10	10.6
France	28	28	-1.0	16	11.9
Australia	16	16	3.3	14	35.3
Mexico	16	16	1.9	7	36.7
South Korea	15	15	1.8	11	9.4
Hong Kong	10	12	16.4	8	38.9
Netherlands	10	10	2.8	4	17.1
Italy	10	10	-0.1	4	28.1
China	9	9	4.2	6	4.1
Taiwan	9	8	-1.1	5	0.6

^r Revised figures.

^p Preliminary figures.

¹ Totals exceed the sum of "same-day car trips" and "total trips, one or more nights" because they include all of the same-day trips.

² Estimates for the United States include counts of cars and buses, and estimated numbers for planes, trains, boats and other methods.

³ Figures for other countries exclude same-day entries by land only, via the United States.

⁴ Includes same-day and one or more night trips.

Stocks of frozen poultry meat

March 1, 2003 (preliminary)

Stocks of frozen poultry meat in cold storage on March 1 totalled 54 754 metric tonnes, down 15.2% from March 1, 2002.

Available on CANSIM: tables 003-0023 and 003-0024.

Information on methods and data quality available in the Integrated Meta Data Base: survey number 3425.

For more information, or to enquire about the concepts, methods or data quality of this

release, contact Sandra Gielfeldt (613-951-2505; sandy.gielfeldt@statcan.ca), Agriculture Division.

Crushing statistics

February 2003

Oilseed processors crushed 185 914 metric tonnes of canola in February, according to the monthly survey of crushing plants. Oil production totalled 76 629 tonnes, and meal production amounted to 116 310 tonnes.

Available on CANSIM: table 001-0005.

The February 2003 issue of *Cereals and oilseeds review* (22-007-XIB, \$11/\$112; 22-007-XPB, \$15/\$149) will be available in April. See *How to order products*.

For more information, or to enquire about the concepts, methods or data quality of this release, contact Les Macartney (613-951-8714, les.macartney@statcan.ca), Agriculture Division. ■

NEW PRODUCTS

International travel, advance information,
January 2003, Vol. 19, no. 1
Catalogue number 66-001-PIE (\$6/\$55).

**Different perspectives on the rate of inflation,
1982–2000: The impact of homeownership costs,**
no. 16
Catalogue number 62F0014MIE
(free).

**Canada's balance of international payments, Fourth
quarter 2002, Vol. 50, no. 4**
Catalogue number 67-001-XIB (\$29/\$93).

**Canada's balance of international payments, Fourth
quarter 2002, Vol. 50, no. 4**
Catalogue number 67-001-XPB (\$38/\$124).

**Language Composition of Canada: Detailed
Language Spoken at Home (72), Frequency
of Language Spoken at Home (5) and Sex
(3) for Population, for Canada, Provinces,
Territories, Census Divisions, Census Subdivisions
and Dissemination Areas, 2001 Census
- 20% Sample Data**
Catalogue number 95F0335XCB2001001
(various prices).

**Language Composition of Canada: Various
Non-official Languages Spoken (76), Age
Groups (13) and Sex (3) for Population, for
Canada, Provinces, Territories, Census Divisions,
Census Subdivisions and Dissemination
Areas, 2001 Census - 20% Sample Data**
Catalogue number 95F0338XCB2001001
(various prices).

**All prices are in Canadian dollars and exclude sales
tax. Additional shipping charges apply for delivery
outside Canada.**

Catalogue numbers with an -XIB or an -XIE extension
are Internet versions; those with -XMB or -XME are
microfiche; -XPB or -XPE are paper versions; -XDB are
electronic versions on diskette and -XCB are electronic
versions on compact disc.

How to order products

Order products by phone:

Please refer to the • Title • Catalogue number • Volume number • Issue number • Your VISA or MasterCard number.


In Canada and the United States call:	1-800-267-6677
From other countries call:	1-613-951-7277
To fax your order:	1-877-287-4369
Address changes or account inquiries:	1-800-700-1033

To order a product by mail write: Statistics Canada, Circulation Management, Dissemination Division, Ottawa, K1A 0T6.
Include a cheque or money order payable to **Receiver General of Canada/Publications**. Canadian customers
add 7% GST and applicable PST.

To order by Internet: write to order@statcan.ca or download an electronic version by accessing Statistics Canada's
Web site (www.statcan.ca) under the headings *Our products and services* and *Publications for sale (\$)*.

Authorized agents and bookstores also carry Statistics Canada's catalogued publications.

Catalogue 11-001-XIE (F) (en) (fr) 11-001-XIE (F) (en) (fr) 11-001-XIE (F) (en) (fr)



Statistics Canada

Thursday, June 3, 1997
For release at 9:30 a.m.



MAJOR RELEASES

- **Urban transit, 1996** 2
Despite the emphasis on taking urban transit, Canadians are using it less and less. In 1996, each Canadian took an average of about 20 trips on some form of urban transit, the lowest level in the past 25 years.
- **Productivity, hourly compensation and unit labour cost, 1996** 4
Growth in productivity among Canadian businesses was modestly weak again in 1996, accompanied by sluggish gains in employment and slow economic growth during the year.

OTHER RELEASES

- **Help-wanted index, May 1997** 3
- **Short-term Expectations Survey** 2
- **Steel primary forms, week ending May 31, 1997** 12
- **Egg production, Apr. 1997** 12

PUBLICATIONS RELEASED 11



Statistics Canada's official release bulletin

Catalogue 11-001-XIE.

Published each working day by the Communications Division, Statistics Canada, 10-H, R.H. Coats Bldg., Tunney's Pasture, Ottawa, Ontario K1A 0T6.

To access *The Daily* on the Internet, visit our site at <http://www.statcan.ca>. To receive *The Daily* each morning by e-mail, send an e-mail message to listproc@statcan.ca. Leave the subject line blank. In the body of the message, type "subscribe daily firstname lastname".

Published by authority of the Minister responsible for Statistics Canada. © Minister of Industry, 2003. Citation in newspaper, magazine, radio, and television reporting is permitted subject to the requirement that Statistics Canada is acknowledged as the source. Any other reproduction is permitted subject to the requirement that Statistics Canada is acknowledged as the source on all copies as follows: Statistics Canada, *The Daily*, catalogue 11-001-XIE, along with date and page references.