



The Daily

Statistics Canada

Wednesday, March 5, 2003

Released at 8:30 am Eastern time

MAJOR RELEASES

There are no major releases today.

OTHER RELEASES

Production of eggs and poultry, January 2003	2
--	---

Energy consumption by manufacturing industries — lime manufacturing, 2001	2
---	---

NEW PRODUCTS	3
---------------------	----------



OTHER RELEASES

Production of eggs and poultry

January 2003 (preliminary)

Egg production was estimated at 49.5 million dozen in January, down 0.7% from January 2002.

Poultry meat production reached 90.0 million kilograms in January, down 1.3% from January 2002.

Available on CANSIM: tables 003-0022, 003-0038 and 003-0039.

The January 2003 issue of *Production of eggs* (23-003-XIB, free) will be available soon on Statistics Canada's website (www.statcan.ca). From the *Our products and services* page, under *Browse our Internet publications*, choose *Free*, then *Agriculture*.

For more information, or to enquire about the concepts, methods or data quality of this release, contact Sandy Gielfeldt (613-951-2505; sandy.gielfeldt@statcan.ca) or Barbara Bowen (613-951-3716; barbara.bowen@statcan.ca), Agriculture Division. ■

Energy consumption by manufacturing industries — lime manufacturing

2001 (revised estimates)

Revised estimates of energy consumption by the lime manufacturing industry for 2001 are now available. These estimates identify the various energy forms consumed at the national level by the lime industry, in natural units (quantities) and on a heat content basis.

For general information or to order data, contact the dissemination officer (1-866-873-8789; 613-951-9497; energ@statcan.ca). To enquire about the concepts, methods or data quality of this release, contact Elaine Duwors (613-951-5706; elaine.duwors@statcan.ca), Manufacturing, Construction and Energy Division. ■

NEW PRODUCTS

Gross domestic product by industry,
December 2002, Vol. 16, no. 12
Catalogue number 15-001-XIE (\$11/\$110).

Hog statistics, Fourth quarter 2002
Catalogue number 23-010-XIE
(free).

Sheep statistics, 2000–2003
Catalogue number 23-011-XIE
(free).

Cattle statistics, 2000–2003
Catalogue number 23-012-XIE
(free).

Livestock statistics, Fourth quarter 2002
Catalogue number 23-603-XIE (\$34/\$112).

Quarterly financial statistics for enterprises, Fourth
quarter 2002, Vol. 13, no. 4
Catalogue number 61-008-XIE (\$26/\$86).

Restaurant, caterer and tavern statistics,
December 2002, Vol. 34, no. 12
Catalogue number 63-011-XIE (\$6/\$55).

Imports by country, January–December 2002, Vol. 59,
no. 4
Catalogue number 65-006-XMB (\$62/\$206).

Imports by country, January–December 2002, Vol. 59,
no. 4
Catalogue number 65-006-XPB (\$124/\$412).

**All prices are in Canadian dollars and exclude sales
tax. Additional shipping charges apply for delivery
outside Canada.**

Catalogue numbers with an -XIB or an -XIE extension
are Internet versions; those with -XMB or -XME are
microfiche; -XPB or -XPE are paper versions; -XDB are
electronic versions on diskette and -XCB are electronic
versions on compact disc.

How to order products

Order products by phone:

Please refer to the • Title • Catalogue number • Volume number • Issue number • Your VISA or MasterCard number.

In Canada and the United States call:

1-800-267-6677

From other countries call:

1-613-951-7277

To fax your order:

1-877-287-4369




Address changes or account inquiries:

1-800-700-1033

To order a product by mail write: Statistics Canada, Circulation Management, Dissemination Division, Ottawa, K1A 0T6.
Include a cheque or money order payable to **Receiver General of Canada/Publications**. Canadian customers
add 7% GST and applicable PST.

To order by Internet: write to order@statcan.ca or download an electronic version by accessing Statistics Canada's
Web site (www.statcan.ca) under the headings *Our products and services* and *Publications for sale (\$)*.

Authorized agents and bookstores also carry Statistics Canada's catalogued publications.

Catalogue 11-001-XIE (F) English 11-001-XIE/001-0007-0-003	
 The Daily	
Statistics Canada	
Thursday, June 3, 1997 For release at 9:30 a.m.	
MAJOR RELEASES	
• Urban transit, 1996 Despite the emphasis on taking urban transit, Canadians are using it less and less. In 1996, each Canadian took an average of about six trips on some form of urban transit, the lowest level in the past 25 years.	2
• Productivity, hourly compensation and unit labour cost, 1996 Growth in productivity among Canadian businesses was modestly weak again in 1996, accompanied by sluggish gains in employment and slow economic growth during the year.	4
OTHER RELEASES	
Help-wanted index, May 1997	3
Short-term Expectations Survey	9
Steel primary forms, steel ending May 31, 1997	12
Egg production, Apr. 1997	13
PUBLICATIONS RELEASED	11
 	

Statistics Canada's official release bulletin

Catalogue 11-001-XIE.

Published each working day by the Communications Division, Statistics Canada, 10-H, R.H. Coats Bldg., Tunney's Pasture, Ottawa, Ontario K1A 0T6.

To access *The Daily* on the Internet, visit our site at <http://www.statcan.ca>. To receive *The Daily* each morning by e-mail, send an e-mail message to listproc@statcan.ca. Leave the subject line blank. In the body of the message, type "subscribe daily firstname lastname".

Published by authority of the Minister responsible for Statistics Canada. © Minister of Industry, 2003. Citation in newspaper, magazine, radio, and television reporting is permitted subject to the requirement that Statistics Canada is acknowledged as the source. Any other reproduction is permitted subject to the requirement that Statistics Canada is acknowledged as the source on all copies as follows: Statistics Canada, *The Daily*, catalogue 11-001-XIE, along with date and page references.