



The Daily

Statistics Canada

Tuesday, April 1, 2003

Released at 8:30 a.m. Eastern time

MAJOR RELEASES

There are no major releases today.

OTHER RELEASES

Help-wanted Index, March 2003	2
Coal and coke statistics, January 2003	2
Aircraft movement statistics, 2002	2

NEW PRODUCTS

4

INDEX: March 2003



OTHER RELEASES

Help-wanted Index

March 2003

The Help-wanted Index (1996=100) rose in March to 112.7, up 1.2% from February and the first rise in seven months.

The index increased in four provinces: Prince Edward Island (+0.9%), Quebec (+0.6%), Alberta (+0.6%) and Ontario (+0.3%).

Help-wanted Index

(1996=100)

	Mar. 2003	Feb. 2003	Mar. 2002	Feb. to Mar. 2003	Mar. to Mar. 2003
	Seasonally adjusted and smoothed			% change	
Canada	112.7	111.4	126.3	1.2	-10.8
Newfoundland and Labrador	145.6	145.7	183.5	-0.1	-20.7
Prince Edward Island	176.0	174.5	194.0	0.9	-9.3
Nova Scotia	124.5	125.6	132.4	-0.9	-6.0
New Brunswick	156.9	157.3	159.0	-0.3	-1.3
Quebec	105.9	105.3	120.3	0.6	-12.0
Ontario	120.0	119.7	133.8	0.3	-10.3
Manitoba	134.0	135.8	150.8	-1.3	-11.1
Saskatchewan	117.0	118.8	130.9	-1.5	-10.6
Alberta	124.3	123.5	137.1	0.6	-9.3
British Columbia	82.9	85.1	94.8	-2.6	-12.6

Note: The Help-wanted Index will be terminated with the publication of the April 2003 reference month on May 6, 2003. Previously published data will continue to be available for historical purposes, but there will be no further updates and revisions.

Statistics Canada strives to maintain a relevant and cost-effective labour statistics program. In setting program priorities in a time of cost reduction, programs and outputs have been evaluated on the basis of a balanced assessment of their quality and utility in consultation with the user community.

The Help-wanted Index was long viewed by users as a proxy measure for unmet labour demand and an indicator of the near-term direction of the labour market. However, many users have expressed concern over its performance in recent years, especially in light of the growing use of the Internet by employers as a means of posting job openings.

For more information, contact Jamie Brunet (613-951-6684; brunjam@statcan.ca), Labour Statistics Division.

Available on CANSIM: table 277-0002.

Information on methods and data quality available in the Integrated Meta Data Base: survey number 2606.

For general information or to order data, contact Client Services (1-866-873-8788; 613-951-4090; labour@statcan.ca), Labour Statistics Division. ■

Coal and coke statistics

January 2003

Data on coal and coke are now available for January.

Available on CANSIM: tables 303-0016 and 303-0017.

Information on methods and data quality available in the Integrated Meta Data Base: survey numbers, including related surveys, 2003 and 2147.

For more information, or to enquire about the concepts, methods or data quality of this release, contact the dissemination officer (1-866-873-8789; 613-951-9497; energ@statcan.ca), Manufacturing, Construction and Energy Division. ■

Aircraft movement statistics

2002 (preliminary)

In 2002, the 43 Canadian airports with NAV CANADA air traffic control towers reported 4.73 million aircraft movements, down 5.1% from 4.98 million in 2001. Total aircraft movements have shown a declining trend since the last peak in 1999 (5.32 million).

The decrease in movements in 2002 was reflected in both itinerant and local movements. Itinerant movements (flights from one airport to another) were down by 162,275 movements (-4.9%), the third consecutive annual decrease. Local movements (flights that remain in the vicinity of the airport) were down 94,248 movements (-5.6%) following a slight increase in 2001.

The ten airports handling the most itinerant movements in 2002 all recorded decreases compared with 2001. The declines ranged from 2.0% at Montréal/Dorval to 7.9% at Québec/Jean Lesage International.

The ten airports handling the most local movements recorded more variation in the year-over-year

comparisons. Abbotsford recorded a 20.6% increase in local movements compared with 2001, but eight airports showed decreases in local movements ranging from 6.6% at Montréal/St-Hubert to 18.9% at Winnipeg/St. Andrews.

The 2002 issue of *Aircraft movement statistics — annual* (51F0010PIE, TP1496, free) is now available on Statistics Canada's website (www.statcan.ca). From the *Our products and services* page, under *Browse our Internet publications*, choose *Free*, then *Transport and warehousing*. Previous issues are available on Transport Canada's website (<http://www.tc.gc.ca/pol/en/Report/TP1496/tp1496.htm>).

Preliminary statistics for the 56 Canadian airports with NAV CANADA flight service stations are also available for 2002.

Information on methods and data quality available in the Integrated Meta Data Base: survey number 2715.

For more information, or to enquire about the concepts, methods or data quality of this release, contact Kathie Davidson (613-951-0141; fax: 613-951-0010; aviationstatistics@statcan.ca), Transportation Division. ■

NEW PRODUCTS

Farm Product Price Index, January 2003, Vol. 3, no. 1
Catalogue number 21-007-XIB
(free).

Aircraft movements statistics — annual, 2002
Catalogue number 51F0010PIE
(free).

Foreign service directives post indexes, April 2003
Catalogue number 62F0082XIE
(free).

Post indexes for non-government organizations,
April 2003
Catalogue number 62F0083XIE
(free).

Canadian International Development Agency post indexes, April 2003
Catalogue number 62F0084XIE
(free).

Military post indexes, April 2003
Catalogue number 62F0085XIE
(free).

All prices are in Canadian dollars and exclude sales tax. Additional shipping charges apply for delivery outside Canada.

Catalogue numbers with an -XIB or an -XIE extension are Internet versions; those with -XMB or -XME are microfiche; -XPB or -XPE are paper versions; -XDB are electronic versions on diskette and -XCB are electronic versions on compact disc.

How to order products

Order products by phone:

Please refer to the • Title • Catalogue number • Volume number • Issue number • Your VISA or MasterCard number.

In Canada and the United States call:

1-800-267-6677

From other countries call:

1-613-951-7277

To fax your order:

1-877-287-4369

Address changes or account inquiries:

1-800-700-1033


To order a product by mail write: Statistics Canada, Circulation Management, Dissemination Division, Ottawa, K1A 0T6.

Include a cheque or money order payable to **Receiver General of Canada/Publications**. Canadian customers add 7% GST and applicable PST.

To order by Internet: write to order@statcan.ca or download an electronic version by accessing Statistics Canada's website (www.statcan.ca). From the *Our products and services* page, under *Browse our Internet publications*, choose *For sale*.

Authorized agents and bookstores also carry Statistics Canada's catalogued publications.

Catalogue 11-001-XIE (F) (English) 11-001-XIE(11-001-XIE)001-001



Statistics Canada

Thursday, June 3, 1997
For release at 9:30 a.m.



MAJOR RELEASES

- **Urban transit, 1996** 2
Despite the emphasis on taking urban transit, Canadians are using it less and less. In 1996, each Canadian took an average of about 20 trips on some form of urban transit, the lowest level in the past 25 years.
- **Productivity, hourly compensation and unit labour cost, 1996** 4
Growth in productivity among Canadian businesses was modestly weak again in 1996, accompanied by sluggish gains in employment and slow economic growth during the year.

OTHER RELEASES

- **Help-wanted index, May 1997** 3
- **Short-term Expectations Survey** 2
- **Steel primary forms, week ending May 31, 1997** 12
- **Egg production, Apr. 1997** 12

PUBLICATIONS RELEASED 11



Statistics Canada's official release bulletin

Catalogue 11-001-XIE.

Published each working day by the Communications Division, Statistics Canada, 10-H, R.H. Coats Bldg., Tunney's Pasture, Ottawa, Ontario K1A 0T6.

To access *The Daily* on the Internet, visit our site at <http://www.statcan.ca>. To receive *The Daily* each morning by e-mail, send an e-mail message to listproc@statcan.ca. Leave the subject line blank. In the body of the message, type "subscribe daily firstname lastname".

Published by authority of the Minister responsible for Statistics Canada. © Minister of Industry, 2003. Citation in newspaper, magazine, radio, and television reporting is permitted subject to the requirement that Statistics Canada is acknowledged as the source. Any other reproduction is permitted subject to the requirement that Statistics Canada is acknowledged as the source on all copies as follows: Statistics Canada, *The Daily*, catalogue 11-001-XIE, along with date and page references.



The Daily

Statistics Canada

INDEX March 2003

Subject	Reference period	Release date
Adult criminal court statistics	2001/02	March 25, 2003
Aircraft movement statistics	January 2003	March 18, 2003
Aircraft movement statistics: Major airports	December 2002	March 14, 2003
Aircraft movement statistics: Small airports	October 2002 November 2002	March 7, 2003 March 31, 2003
Annual demographic statistics	2002	March 31, 2003
Annual Survey of Accounting and Bookkeeping Services	2001	March 14, 2003
Annual Survey of Engineering Services Industry	2001	March 26, 2003
Annual Survey of Service Industries: Management, scientific and technical consulting services	2001	March 31, 2003
Annual Survey of Surveying and Mapping Services	2001	March 14, 2003
Asphalt roofing	January 2003 February 2003	March 3, 2003 March 28, 2003
Benefiting from extended parental leave	2001	March 21, 2003
Building permits	January 2003	March 6, 2003
Canada's international transactions in securities	January 2003	March 18, 2003
Canadian biotech innovative firms	2001	March 28, 2003
Canadian biotechnology: A snapshot	1997 and 1999	March 10, 2003
Canadian business patterns product	December 2002	March 18, 2003
Canadian economic observer	March 2003	March 20, 2003
Canadian international merchandise trade	January 2003	March 12, 2003
Canadian social trends	Spring 2003	March 18, 2003
Cement	January 2003	March 6, 2003
Census of Population: Earnings, levels of schooling, field of study and school attendance	2001	March 11, 2003



INDEX: March 2003

Subject	Reference period	Release date
Census profiles and topic-based tabulation (various levels of geography)	2001	March 12, 2003
Census topic-based tabulations (various levels of geography)	2001	March 13, 2003
Cereals and oilseeds review	December 2002 January 2003	March 3, 2003 March 20, 2003
Coal and coke statistics	December 2002	March 6, 2003
Completeness of enumeration of the 2001 Census		March 27, 2003
Construction type plywood	December 2002	March 12, 2003
Construction Union Wage Rate Index	February 2003	March 18, 2003
Consumer Price Index	February 2003	March 21, 2003
Crude oil and natural gas	December 2002 and annual 2002 January 2003	March 7, 2003 March 28, 2003
Crushing statistics	February 2003	March 19, 2003
Dairy statistics	January 2003	March 12, 2003
Deliveries of major grains	February 2003	March 24, 2003
Demographic statistics	January 1, 2003	March 26, 2003
Domestic sales of refined petroleum products	January 2003 February 2003	March 3, 2003 March 28, 2003
Electric power	December 2002	March 10, 2003
Employer pension plans (trusteed pension funds)	Third quarter 2002	March 17, 2003
Employment in computer and telecommunications industries: A profile	1990 to 2002	March 14, 2003
Employment Insurance	January 2003	March 25, 2003
Employment, earnings and hours	January 2003	March 27, 2003
Energy consumption by manufacturing industries — lime manufacturing	2001	March 5, 2003
Estimates of the number of census families	July 1, 1998 to 2002	March 4, 2003
Export and import price indexes	January 2003	March 12, 2003
Farm Product Price Index	December 2002 January 2003	March 12, 2003 March 27, 2003
Farm product prices	January 2003	March 7, 2003
Foreign direct investment	2002	March 26, 2003
For-hire motor carriers of freight, all carriers	Third quarter 2002	March 28, 2003
Full-time enrolment in trade/vocational and preparatory training	1999/2000	March 27, 2003
Gross domestic product by industry	January 2003	March 31, 2003
Help-wanted Index	February 2003	March 4, 2003
Human Genetic Material Survey	2002	March 25, 2003

INDEX: March 2003

Subject	Reference period	Release date
Induced (therapeutic) abortions	2000	March 28, 2003
Industrial capacity utilization rates	Fourth quarter 2002	March 12, 2003
Industrial chemicals and synthetic resins	January 2003	March 14, 2003
Industrial product and raw materials price indexes	February 2003	March 27, 2003
Inter-corporate ownership	First quarter 2003	March 14, 2003
Labour Force Survey	February 2003	March 7, 2003
Labour productivity, hourly compensation and unit labour cost	Annual and fourth quarter 2002	March 14, 2003
Leading indicators	February 2003	March 17, 2003
Legal aid	2001/02	March 24, 2003
Life after welfare	1994 to 1999	March 26, 2003
Mineral wool including fibrous glass insulation	February 2003	March 24, 2003
Monthly railway carloadings	October 2002 November 2002	March 12, 2003 March 25, 2003
Monthly Survey of Large Retailers	January 2003	March 17, 2003
Monthly Survey of Manufacturing	January 2003	March 18, 2003
National Energy Board Employee Survey		March 31, 2003
National tourism indicators	Fourth quarter 2002	March 28, 2003
Natural gas sales	January 2003	March 21, 2003
Networked businesses and information sharing	2001	March 3, 2003
New criteria for census metropolitan areas		March 31, 2003
New Housing Price Index	January 2003	March 12, 2003
New motor vehicle sales	January 2003	March 13, 2003
Participation and Activity Limitation Survey	2001	March 25, 2003
Perspectives on labour and income	March 2003 online edition Spring 2003	March 21, 2003 March 24, 2003
Placement of hatchery chicks and turkey poults	February 2003	March 25, 2003
Primary iron and steel	January 2003	March 26, 2003
Production and disposition of tobacco products	January 2003 February 2003	March 7, 2003 March 28, 2003
Production of eggs and poultry	January 2003	March 5, 2003
Profile of Canadian exporters	1993 to 2001	March 31, 2003
Public sector employment	2002	March 13, 2003
Refined petroleum products	January 2003	March 18, 2003
Residential construction investment	Fourth quarter 2002 and annual 2002	March 3, 2003
Restaurants, caterers and taverns	January 2003	March 17, 2003
Retail trade	January 2003	March 24, 2003
Rural/urban divide: Income disparities	1992 to 1999	March 31, 2003
Sawmills and planing mills	December 2002 and annual 2002	March 7, 2003
Small area retail trade estimates	2000	March 17, 2003

INDEX: March 2003

Subject	Reference period	Release date
Small for-hire and owner operators of motor carriers of freight	2000	March 3, 2003
Steel pipe and tubing	January 2003	March 13, 2003
Steel primary forms — weekly data	Week ending March 1, 2003	March 7, 2003
	Week ending March 8, 2003	March 13, 2003
	Week ending March 15, 2003	March 20, 2003
	Week ending March 22, 2003	March 27, 2003
Steel wire and specified wire products	January 2003	March 14, 2003
Stocks of frozen and chilled meat products	March 2003	March 27, 2003
Stocks of frozen poultry meat	March 1, 2003	March 19, 2003
Travel between Canada and other countries	January 2003	March 19, 2003
University enrolment by field of study	2000/01	March 31, 2003
Waste management industry	2000	March 14, 2003
Wholesale trade	January 2003	March 20, 2003
Workplace and Employee Survey: Do innovative work practices reduce labour turnover?	1999/2000	March 17, 2003
Workplace and Employee Survey: Stock purchase plans	1999	March 21, 2003
