



# The Daily

Statistics Canada

Friday, April 25, 2003

Released at 8:30 a.m. Eastern time

---

## MAJOR RELEASES

---

There are no major releases today.

---

## OTHER RELEASES

---

Natural gas sales, February 2003	2
Placement of hatchery chicks and turkey poults, March 2003	2
Production and disposition of tobacco products, March 2003	2
Traveller accommodation services price indexes, first quarter 2003	3
Steel primary forms — weekly data, week ending April 19, 2003	3
Greenhouse, sod and nursery industries, 2002	3

---

## NEW PRODUCTS

---

4

---

## RELEASE DATES: April 28 to May 2

---

5



## OTHER RELEASES

### Natural gas sales

February 2003 (preliminary)

Natural gas sales totalled 8 350 million cubic metres in February, up 12.4% from February 2002. All three sectors (residential, commercial and industrial) recorded higher sales. Colder-than-normal temperatures throughout most of Canada resulted in sales rising sharply in the residential (+19.5%) and commercial (+16.1%) sectors. The gain in the industrial sector (including direct sales) was due to higher demand for natural gas by electric utilities.

### Natural gas sales

	Feb. 2003 <sup>P</sup>	Feb. 2002	Feb. 2002 to Feb. 2003
	Thousands of cubic metres		% change
<b>Natural gas sales</b>	<b>8 350 321</b>	<b>7 428 796</b>	<b>12.4</b>
Residential	2 680 114	2 243 377	19.5
Commercial	2 006 317	1 728 656	16.1
Industrial	1 724 500	1 650 525	6.0
Direct	1 939 390	1 806 238	
	Year-to-date		
	2003 <sup>P</sup>	2002	2002 to 2003
	Thousands of cubic metres		% change
<b>Natural gas sales</b>	<b>17 496 655</b>	<b>15 713 664</b>	<b>11.3</b>
Residential	5 513 996	4 811 252	14.6
Commercial	4 182 678	3 588 388	16.6
Industrial	3 649 211	3 451 602	6.6
Direct	4 150 770	3 862 422	

<sup>P</sup> Preliminary figures.

Year-to-date sales at the end of February were up 11.3% from the same period of 2002. Consumption by the residential and commercial sectors rose 14.6% and 16.6%, respectively. The industrial sector (including direct sales) posted a 6.6% increase from the same period of 2002.

**Available on CANSIM: tables 129-0001 to 129-0004. (These tables will be updated later.)**

For general information or to order data, contact the dissemination officer (1-866-873-8789; 613-951-9497; [energ@statcan.ca](mailto:energ@statcan.ca)). To enquire about the

concepts, methods or data quality of this release, contact Pierre Després (613-951-3579; [pierre.despres@statcan.ca](mailto:pierre.despres@statcan.ca)), Tom Lewis (613-951-3596; [tom.lewis@statcan.ca](mailto:tom.lewis@statcan.ca)) or Lloyd Cundell (613-951-7346; [lloyd.cundell@statcan.ca](mailto:lloyd.cundell@statcan.ca)), Manufacturing, Construction and Energy Division. ■

### Placement of hatchery chicks and turkey poults

March 2003 (preliminary)

Placements of hatchery chicks onto farms were estimated at 55.9 million birds in March, down 5.5% from March 2002. Placements of turkey poults on farms increased 0.3% to 1.8 million birds.

**Available on CANSIM: table 003-0021.**

For more information, or to enquire about the concepts, methods or data quality of this release, contact Sandra Gielfeldt (613-951-2505; [sandy.gielfeldt@statcan.ca](mailto:sandy.gielfeldt@statcan.ca)), Agriculture Division. ■

### Production and disposition of tobacco products

March 2003

Manufacturers of tobacco products produced more cigarettes than they sold in March; consequently, the level of cigarette inventories increased.

The total number of cigarettes sold in March rose 28.0% from February to 3.1 billion cigarettes, down 13.0% from March 2002. The cumulative number of cigarettes sold from January to March totalled 8.9 billion cigarettes, down 13.0% from the same period of 2002.

Cigarette production in March stood at 3.7 billion cigarettes, up 16.0% from February and up 2.0% from the 3.6 billion cigarettes produced in March 2002. Cumulative production from January to March was 9.0 billion cigarettes, down 13.0% from the same period of 2002.

In March, the closing level of inventories increased to 4.3 billion cigarettes, up 8.0% from February but down 6.0% from March 2002.

---

**Available on CANSIM: table 303-0007.**

**Information on methods and data quality available in the Integrated Meta Data Base: survey number 2142.**

The March 2003 issue of *Production and disposition of tobacco products*, Vol. 32, no. 3 (32-022-XIB, \$5/\$47) is now available. See *How to order products*.

For more information, or to enquire about the concepts, methods or data quality of this release, contact the dissemination officer (1-866-873-8789; 613-951-9497; [manufact@statcan.ca](mailto:manufact@statcan.ca)), Manufacturing, Construction and Energy Division. ■

**Traveller accommodation services price indexes**

First quarter 2003

Monthly indexes measuring price movements of accommodation services are now available for the first quarter. These indexes reflect changes in room rates, excluding all indirect taxes, for overnight or short stays with no meals or other services provided. The indexes are available by province and by territory, for Canada, and by major client group.

**Available on CANSIM: table 326-0013.**

**Information on methods and data quality available in the Integrated Meta Data Base: survey number 2336.**

For general information or to order data, contact Prices Division (1-866-230-2248; 613-951-9606; [infounit@statcan.ca](mailto:infounit@statcan.ca)). To enquire about the concepts, methods or data quality of this release, contact Gilles Beaudry (613-951-5646; [gilles.beaudry@statcan.ca](mailto:gilles.beaudry@statcan.ca)), Prices Division. ■

**Steel primary forms — weekly data**

Week ending April 19, 2003 (preliminary)

Steel primary forms production for the week ending April 19 totalled 311 582 metric tonnes, up 11.0% from

280 695 tonnes a week earlier but down 3.8% from 323 803 tonnes in the same week of 2002.

The year-to-date total as of April 19 was 4 733 953 tonnes, down 3.7% from 4 917 039 tonnes in the same period of 2002.

**Information on methods and data quality available in the Integrated Meta Data Base: survey number 2131.**

For more information, or to enquire about the concepts, methods or data quality of this release, contact the dissemination officer (1-866-873-8789; 613-951-9497; [manufact@statcan.ca](mailto:manufact@statcan.ca)), Manufacturing, Construction and Energy Division. ■

**Greenhouse, sod and nursery industries 2002**

Farm sales from greenhouses, sod farms and nurseries recorded strong gains in 2002, although they weren't quite as dramatic as in previous years.

Revenue from greenhouse crops — vegetables and flowers combined — surpassed the \$2-billion mark for the first time, mostly the result of soaring flower sales.

At the same time, the booming construction market for new housing was likely a major factor in the substantial growth in sales from sod farms and nurseries, which together exceeded \$600 million.

**Available on CANSIM: table 001-0006.**

**Information on methods and data quality available in the Integrated Meta Data Base: survey number 3416.**

The 2002 issue of *Greenhouse, sod and nursery industries* (22-202-XIB, \$26) is now available. See *How to order products*.

For more information, or to enquire about the concepts, methods or data quality of this release, contact Brent Wilson ([brent.wilson@statcan.ca](mailto:brent.wilson@statcan.ca)) or call the Agriculture Division (1-800-465-1991). ■

## NEW PRODUCTS

Infomat — a weekly review, April 25, 2003  
Catalogue number 11-002-XIE (\$3/\$109).

Infomat — a weekly review, April 25, 2003  
Catalogue number 11-002-XPE (\$4/\$145).

Greenhouse, sod and nursery industries, 2002  
Catalogue number 22-202-XIB (\$26).

Production and disposition of tobacco products,  
March 2003, Vol. 32, no. 3  
Catalogue number 32-022-XIB (\$5/\$47).

All prices are in Canadian dollars and exclude sales tax. Additional shipping charges apply for delivery outside Canada.

Catalogue numbers with an -XIB or an -XIE extension are Internet versions; those with -XMB or -XME are microfiche; -XPB or -XPE are paper versions; -XDB are electronic versions on diskette and -XCB are electronic versions on compact disc.

### How to order products

#### Order products by phone:

Please refer to the • Title • Catalogue number • Volume number • Issue number • Your VISA or MasterCard number.


In Canada and the United States call: **1-800-267-6677**  
From other countries call: **1-613-951-7277**  
To fax your order: **1-877-287-4369**  
Address changes or account inquiries: **1-800-700-1033**

**To order a product by mail write:** Statistics Canada, Circulation Management, Dissemination Division, Ottawa, K1A 0T6. Include a cheque or money order payable to **Receiver General of Canada/Publications**. Canadian customers add 7% GST and applicable PST.

**To order by Internet:** write to [order@statcan.ca](mailto:order@statcan.ca) or download an electronic version by accessing Statistics Canada's website ([www.statcan.ca](http://www.statcan.ca)). From the *Our products and services* page, under *Browse our Internet publications*, choose *For sale*.

Authorized agents and bookstores also carry Statistics Canada's catalogued publications.

Catalogue 11-001-XIE (11-001-XIE) 11-001-XIE



Statistics Canada

Thursday, June 3, 1997  
For release at 8:30 a.m.

#### MAJOR RELEASES



- **Urban transit, 1995** 2  
Changes in expenditures on taking urban transit; Canadians are riding it less and less. In 1996, each Canadian took an average of 860 out of 1 trips on some form of urban transit, the lowest level in the past 25 years.
- **Productivity, hourly compensation and unit labour cost, 1995** 4  
Growth in productivity among Canadian businesses was relatively weak again in 1996 accompanied by sluggish gains in employment and slow economic growth during the year.

#### OTHER RELEASES

- **Happy-wed Index, May 1997** 3
- **Short-term Expectations Survey** 2
- **Steel primary forms, week ending May 31, 1997** 12
- **Egg production, April 1997** 12

#### PUBLICATIONS RELEASED

11



### Statistics Canada's official release bulletin

Catalogue 11-001-XIE.

Published each working day by the Communications Division, Statistics Canada, 10-H, R.H. Coats Bldg., Tunney's Pasture, Ottawa, Ontario K1A 0T6.

To access *The Daily* on the Internet, visit our site at <http://www.statcan.ca>. To receive *The Daily* each morning by e-mail, send an e-mail message to [listproc@statcan.ca](mailto:listproc@statcan.ca). Leave the subject line blank. In the body of the message, type "subscribe daily firstname lastname".

Published by authority of the Minister responsible for Statistics Canada. © Minister of Industry, 2003. Citation in newspaper, magazine, radio, and television reporting is permitted subject to the requirement that Statistics Canada is acknowledged as the source. Any other reproduction is permitted subject to the requirement that Statistics Canada is acknowledged as the source on all copies as follows: Statistics Canada, *The Daily*, catalogue 11-001-XIE, along with date and page references.

*The Daily, April 25, 2003*

---

**RELEASE DATES: APRIL 28 TO MAY 2**

---

(Release dates are subject to change.)

---

<b>Release date</b>	<b>Title</b>	<b>Reference period</b>
28	<b>Provincial gross domestic product</b>	2002
29	<b>Employment Insurance</b>	February 2003
29	<b>Employment, earnings and hours</b>	February 2003
30	<b>Industrial Product Price and Raw Materials Price Indexes</b>	March 2003
30	<b>Gross domestic product by industry</b>	February 2003
2	<b>Business Conditions Survey: Manufacturing industries</b>	April 2003

---