



The Daily

Statistics Canada

Thursday, May 1, 2003

Released at 8:30 a.m. Eastern time

MAJOR RELEASES

There are no major releases today.

OTHER RELEASES

Steel primary forms — weekly data, week ending April 26, 2003	2
---	---

Consulting Engineering Services Price Index, 2001	2
---	---

NEW PRODUCTS	3
--------------	---

INDEX: April 2003



OTHER RELEASES

Steel primary forms — weekly data

Week ending April 26, 2003 (preliminary)

Steel primary forms production for the week ending April 26 totalled 317 562 metric tonnes, up 1.9% from 311 582 tonnes a week earlier and 0.9% from 314 749 tonnes in the same week of 2002.

The year-to-date total as of April 26 was 5 038 472 tonnes, down 4.2% from 5 257 295 tonnes in the same period of 2002.

Information on methods and data quality available in the Integrated Meta Data Base: survey number 2131.

For more information, or to enquire about the concepts, methods or data quality of this release, contact the dissemination officer (1-866-873-8789; 613-951-9497; manufact@statcan.ca), Manufacturing, Construction and Energy Division. ■

Consulting Engineering Services Price Index

2001 (preliminary)

The Consulting Engineering Services Price Index (CEPI) is now available for 2001 (1997=100). Indexes for 1998 to 2000 have been revised.

The CEPI measures change in the total price of engineering services as well as changes in their wage rates and realized net multiplier components. Detailed indexes are available for 10 fields of specialization and for regional, domestic and foreign markets.

Available on CANSIM: table 327-0007.

Information on methods and data quality available in the Integrated Meta Data Base: survey number 2328.

The Consulting Engineering Services Price Index will be published in the fourth quarter 2002 issue of *Capital expenditure price statistics* (62-007-XPB, \$24/\$79), which will be available soon. See *How to order products*.

For more information, or to enquire about the concepts, methods or data quality of this release, contact Client Services (1-866-230-2248; 613-951-9606; fax: 613-951-1539; infounit@statcan.ca) or Fred Barzyk (613-951-2493), Prices Division. ■

NEW PRODUCTS

Particleboard, oriented strandboard and fibreboard,
December 2002, Vol. 38, no. 12
Catalogue number 36-003-XIB (\$5/\$47).

Foreign service directives post indexes, May 2003
Catalogue number 62F0082XIE
(free).

Post indexes for non-government organizations,
May 2003
Catalogue number 62F0083XIE
(free).

Canadian International Development Agency (CIDA)
Post Indexes (TARs), May 2003
Catalogue number 62F0084XIE
(free).

Military post indexes, May 2003
Catalogue number 62F0085XIE
(free).

All prices are in Canadian dollars and exclude sales tax. Additional shipping charges apply for delivery outside Canada.

Catalogue numbers with an -XIB or an -XIE extension are Internet versions; those with -XMB or -XME are microfiche; -XPB or -XPE are paper versions; -XDB or -XDE are electronic versions on diskette and -XCB or -XCE are electronic versions on compact disc.

How to order products

Order products by phone:

Please refer to the • Title • Catalogue number • Volume number • Issue number • Your VISA or MasterCard number.

In Canada and the United States call:

1-800-267-6677

From other countries call:

1-613-951-7277

To fax your order:

1-877-287-4369




Address changes or account inquiries:

1-800-700-1033

To order a product by mail write: Statistics Canada, Circulation Management, Dissemination Division, Ottawa, K1A 0T6.
Include a cheque or money order payable to **Receiver General of Canada/Publications**. Canadian customers add 7% GST and applicable PST.

To order by Internet: write to order@statcan.ca or download an electronic version by accessing Statistics Canada's website (www.statcan.ca). From the *Our products and services* page, under *Browse our Internet publications*, choose *For sale*.

Authorized agents and bookstores also carry Statistics Canada's catalogued publications.

Catalogue 11-001-XIE (F) English 11-001-XIE/001-0007-0-001	
 The Daily	
Statistics Canada	
Thursday, June 3, 1997 For release at 9:30 a.m.	
MAJOR RELEASES	
• Urban transit, 1996 Despite the emphasis on taking urban transit, Canadians are using it less and less. In 1996, each Canadian took an average of about six trips on some form of urban transit, the lowest level in the past 25 years.	2
• Productivity, hourly compensation and unit labour cost, 1996 Growth in productivity among Canadian businesses was modestly weak again in 1996, accompanied by sluggish gains in employment and slow economic growth during the year.	4
OTHER RELEASES	
Help-wanted index, May 1997	3
Short-term Expectations Survey	9
Steel primary forms, steel ending May 31, 1997	12
Egg production, April 1997	13
PUBLICATIONS RELEASED	11
 	

Statistics Canada's official release bulletin

Catalogue 11-001-XIE.

Published each working day by the Communications Division, Statistics Canada, 10-H, R.H. Coats Bldg., Tunney's Pasture, Ottawa, Ontario K1A 0T6.

To access *The Daily* on the Internet, visit our site at <http://www.statcan.ca>. To receive *The Daily* each morning by e-mail, send an e-mail message to listproc@statcan.ca. Leave the subject line blank. In the body of the message, type "subscribe daily firstname lastname".

Published by authority of the Minister responsible for Statistics Canada. © Minister of Industry, 2003. Citation in newspaper, magazine, radio, and television reporting is permitted subject to the requirement that Statistics Canada is acknowledged as the source. Any other reproduction is permitted subject to the requirement that Statistics Canada is acknowledged as the source on all copies as follows: Statistics Canada, *The Daily*, catalogue 11-001-XIE, along with date and page references.



The Daily

Statistics Canada

INDEX

April 2003

Subject	Reference period	Release date
2001 Census profiles (various levels of geography)		April 15, 2003
2001 Census topic-based tabulations (various levels of geography)		April 23, 2003
Aircraft movement statistics	2002 February 2003	April 1, 2003 April 15, 2003
Aircraft movement statistics: Small airports	December 2002	April 8, 2003
Annual retail trade	2001	April 11, 2003
Annual Survey of Advertising and Related Services	2001	April 23, 2003
Annual Survey of Architectural Services Industry	2001	April 16, 2003
Annual Survey of Automotive Equipment Rental and Leasing	2001	April 23, 2003
Annual Survey of Consumer Goods Rental and Leasing Services	2001	April 16, 2003
Building permits	February 2003	April 7, 2003
Canada's international transactions in securities	February 2003	April 22, 2003
Canadian economic observer	April 2003 online edition April 2003	April 17, 2003 April 24, 2003
Canadian international merchandise trade	February 2003	April 10, 2003
Cement	February 2003	April 7, 2003
Cereals and oilseeds review	February 2003	April 22, 2003
Coal and coke statistics	January 2003	April 1, 2003
Consolidated government finance: Assets and liabilities	As of March 31, 2001	April 15, 2003
Construction type plywood	January 2003 February 2003	April 3, 2003 April 30, 2003
Construction Union Wage Rate Index	March 2003	April 17, 2003
Consumer Price Index	March 2003	April 23, 2003



INDEX: April 2003

Subject	Reference period	Release date
Crushing statistics	March 2003	April 16, 2003
Dairy statistics	February 2003	April 14, 2003
Deaths	2000	April 2, 2003
Deliveries of major grains	March 2003	April 16, 2003
Electric power statistics	January 2003	April 2, 2003
Electric Utility Construction Price Index	2001 and 2002	April 11, 2003
Electronic commerce and technology	2002	April 2, 2003
Employment Insurance	February 2003	April 29, 2003
Employment, earnings and hours	February 2003	April 29, 2003
Export and import price indexes	February 2003	April 10, 2003
Farm Product Price Index	February 2003	April 29, 2003
Farm product prices	February 2003	April 4, 2003
Farming operating revenues and expenses	2001	April 4, 2003
Financial and taxation statistics for enterprises	2001	April 17, 2003
For-hire motor carriers of freight, top carriers	Fourth quarter 2002	April 3, 2003
For-hire Trucking (Commodity Origin and Destination) Survey	First and second quarters 2002	April 17, 2003
Gambling: An update	2002	April 22, 2003
Greenhouse, sod and nursery industries	2002	April 25, 2003
Gross domestic product by industry	February 2003	April 30, 2003
Help-wanted Index	March 2003	April 1, 2003
Hog inventories	First quarter 2003	April 29, 2003
Industrial chemicals and synthetic resins	February 2003	April 10, 2003
Industrial product and raw materials price indexes	March 2003	April 30, 2003
Input-output structure of the Canadian economy	1997-1998	April 29, 2003
Investment in non-residential building construction	First quarter 2003	April 10, 2003
Labour Force Survey	March 2003	April 4, 2003
Leading indicators	March 2003	April 24, 2003
Local government finance: Assets and liabilities	December 31, 2000	April 10, 2003
Mineral wool including fibrous glass insulation	March 2003	April 29, 2003
Monthly railway carloadings	December 2002	April 3, 2003
	January 2003	April 17, 2003
Monthly Survey of Large Retailers	February 2003	April 17, 2003
Monthly Survey of Manufacturing	February 2003	April 16, 2003
Natural gas sales	February 2003	April 25, 2003

INDEX: April 2003

Subject	Reference period	Release date
Natural gas transportation and distribution	July 2002 August 2002	April 7, 2003 April 22, 2003
New Housing Price Index	February 2003	April 10, 2003
New motor vehicle sales	February 2003	April 17, 2003
Overcoming distance, overcoming borders: Comparing North American regional trade		April 16, 2003
Perspectives on labour and income	April 2003 online edition	April 22, 2003
Pipeline transportation of crude oil and refined petroleum products	July and August 2002	April 9, 2003
Placement of hatchery chicks and turkey poults	March 2003	April 25, 2003
Population and family estimation methods at Statistics Canada		April 15, 2003
Primary iron and steel	February 2003	April 16, 2003
Principal field crops: Seeding intentions	March 31, 2003	April 24, 2003
Production and disposition of tobacco products	March 2003	April 25, 2003
Production of eggs and poultry	February 2003	April 9, 2003
Productivity growth from new plants of multinationals		April 2, 2003
Provincial and territorial gross domestic product	2002	April 28, 2003
Quarterly Retail Commodity Survey	Annual 2002 and fourth quarter 2002	April 9, 2003
Red meat consumption	2002	April 29, 2003
Refined petroleum products	February 2003	April 17, 2003
Restaurants, caterers and taverns	February 2003	April 14, 2003
Retail trade	February 2003	April 23, 2003
Sources of the Canada-United States productivity growth gap	1981 to 2000	April 3, 2003
Steel pipe and tubing	February 2003	April 8, 2003
Steel primary forms — weekly data	Week ending March 29, 2003 Week ending April 5, 2003 Week ending April 12, 2003 Week ending April 19, 2003	April 3, 2003 April 10, 2003 April 22, 2003 April 25, 2003
Steel wire and specified wire products	February 2003	April 14, 2003
Stocks of frozen and chilled meat products	April 2003	April 24, 2003
Stocks of frozen poultry meat	April 1, 2003	April 17, 2003
Supply and disposition of crude oil and natural gas	April to June 2002	April 8, 2003
Survey of Financial Security	1999	April 29, 2003
Telecommunications statistics	2002 and fourth quarter 2002	April 15, 2003
Travel between Canada and other countries	February 2003	April 16, 2003

INDEX: April 2003

Subject	Reference period	Release date
<hr/>		
Traveller accommodation services price indexes	First quarter 2003	April 25, 2003
University enrolment by age groups	2000/01	April 17, 2003
Volatility of manufacturing employment by region: The effects of specialization and trade	1976 to 1997	April 11, 2003
Volunteering on company time	2000	April 22, 2003
Wholesale trade	February 2003	April 22, 2003
