



# The Daily

Statistics Canada

Thursday, July 3, 2003

Released at 8:30 a.m. Eastern time

---

## MAJOR RELEASES

---

There are no major releases today.

---

## OTHER RELEASES

---

Electric power statistics, April 2003 2

Private radio broadcasting, 2002 2

---

**NEW PRODUCTS** 3

---

---

**REGIONAL REFERENCE CENTRES** 5

---

### 2001 Census topic-based tabulation

An additional topic-based tabulation for the "Education in Canada: Major fields of study" topic for Canada, the provinces and the territories is now available free of charge on Statistics Canada's website ([www.statcan.ca](http://www.statcan.ca)).

For more information, contact the nearest Statistics Canada Regional Reference Centre.



---

## OTHER RELEASES

---

### Electric power statistics

April 2003

Data on electric power are now available for April.

**Available on CANSIM: table 127-0001.**

**Definitions, data sources and methods: survey number 2151.**

For more information, or to enquire about the concepts, methods or data quality of this release, contact the dissemination officer (1-866-873-8789; 613-951-9497; [energ@statcan.ca](mailto:energ@statcan.ca)), Manufacturing, Construction and Energy Division. ■

### Private radio broadcasting

2002

At a time when digital television networks, direct-to-home satellite service providers and new media companies are struggling to make ends meet, the oldest electronic medium is steadily generating profits.

The profits before interest and taxes of private radio broadcasters represented 15.9% of their revenues in 2002, essentially unchanged from the previous two years. The performance of FM stations is at the root of the sustained level of profits for the radio industry in recent years. In 2002, FM stations achieved a robust 24.3% profit margin, and 70.0% of stations realized a profit. In contrast, AM stations have consistently suffered losses since 1990. In 2002, these losses represented 6.8% of their revenues, compared with 4.6% in 2001.

English language stations continued to generate higher profits than French language stations in 2002, but the gap is closing. The profit margin was 16.4% for English stations and 15.2% for French stations.

Radio stations in large markets continued to outperform those operating in smaller markets. The profit margin for stations operating in the five largest census metropolitan areas was 18.8%, compared with 13.2% for stations outside these markets. Calgary and Ottawa–Gatineau were the most profitable large markets in 2001 and 2002.

The radio industry achieved these relatively good financial results in 2002 despite a marked slowdown in the growth of its revenues. These revenues were up 2.7%, compared with 4.4% in 2001 and 5.3% in 2000. The slowdown affected AM and FM stations, and stations in large and small markets.

The industry's employment level increased marginally to 9,410 in 2002, after two years of relatively strong growth.

**Available on CANSIM: table 357-0001.**

**Definitions, data sources and methods: survey number 2724.**

More detailed information is available in *Broadcasting and telecommunications*, Vol. 33, no. 2 (56-001-XIE, \$10/\$32). See *How to order products*.

For more information, or to enquire about the concepts, methods or data quality of this release, contact Daniel April (613-951-3177; [daniel.april@statcan.ca](mailto:daniel.april@statcan.ca)), Science, Innovation and Electronic Information Division. ■

---

## NEW PRODUCTS

---

**Gross domestic product by industry**, April 2003,  
Vol. 17, no. 4  
Catalogue number 15-001-XIE (\$11/\$110).

**Balance sheet of the agricultural sector —  
Agriculture economic statistics**, Vol. 2, no. 1  
Catalogue number 21-016-XIE  
(free).

**Agriculture value added account — Agriculture  
economic statistics**, Vol. 2, no. 1  
Catalogue number 21-017-XIE  
(free).

**Farm business cash flows — Agriculture economic  
statistics**, Vol. 2, no. 1  
Catalogue number 21-018-XIE  
(free).

**Broadcasting and telecommunications**, Vol. 33, no. 2  
Catalogue number 56-001-XIE (\$10/\$32).

**Cancer statistics, 1992–2000**  
Catalogue number 84-601-XIE  
(free).

**All prices are in Canadian dollars and exclude sales  
tax. Additional shipping charges apply for delivery  
outside Canada.**

Catalogue numbers with an -XIB or an -XIE extension  
are Internet versions; those with -XMB or -XME are  
microfiche; -XPB or -XPE are paper versions; -XDB or  
-XDE are electronic versions on diskette and -XCB or  
-XCE are electronic versions on compact disc.

### How to order products

**Order products by phone:**

Please refer to the • Title • Catalogue number • Volume number • Issue number • Your VISA or MasterCard number.

In Canada and the United States call:

**1-800-267-6677**

From other countries call:

**1-613-951-7277**

To fax your order:

**1-877-287-4369**

Address changes or account inquiries:

**1-800-700-1033**


**To order a product by mail write:** Statistics Canada, Circulation Management, Dissemination Division, Ottawa, K1A 0T6.

Include a cheque or money order payable to **Receiver General of Canada/Publications**. Canadian customers  
add 7% GST and applicable PST.

**To order by Internet:** write to [order@statcan.ca](mailto:order@statcan.ca) or download an electronic version by accessing Statistics Canada's  
website ([www.statcan.ca](http://www.statcan.ca)). From the *Our products and services* page, under *Browse our Internet publications*, choose *For sale*.

**Authorized agents and bookstores also carry Statistics Canada's catalogued publications.**

Catalogue 11-001-XIE (F) (en) (fr) 11-001-XIE(11-001-XIE)001-001



Statistics Canada

Thursday, June 3, 1997  
For release at 8:30 a.m.



**MAJOR RELEASES**

- **Urban transit, 1996** 2  
Despite the emphasis on taking urban transit, Canadians are using it less and less. In 1996, each Canadian took an average of about 20 trips on some form of urban transit, the lowest level in the past 25 years.
- **Productivity, hourly compensation and unit labour cost, 1996** 4  
Growth in productivity among Canadian businesses was modestly weak again in 1996, accompanied by sluggish gains in employment and slow economic growth during the year.

**OTHER RELEASES**

- **Help-wanted index, May 1997** 3
- **Short-term Expectations Survey** 2
- **Steel primary forms, week ending May 31, 1997** 12
- **Egg production, Apr. 1997** 12

**PUBLICATIONS RELEASED** 11



### Statistics Canada's official release bulletin

Catalogue 11-001-XIE.

Published each working day by the Communications Division, Statistics Canada, 10-H, R.H. Coats Bldg., Tunney's Pasture, Ottawa, Ontario K1A 0T6.

To access *The Daily* on the Internet, visit our site at <http://www.statcan.ca>. To receive *The Daily* each morning by e-mail, send an e-mail message to [listproc@statcan.ca](mailto:listproc@statcan.ca). Leave the subject line blank. In the body of the message, type "subscribe daily firstname lastname".

Published by authority of the Minister responsible for Statistics Canada. © Minister of Industry, 2003. Citation in newspaper, magazine, radio, and television reporting is permitted subject to the requirement that Statistics Canada is acknowledged as the source. Any other reproduction is permitted subject to the requirement that Statistics Canada is acknowledged as the source on all copies as follows: Statistics Canada, *The Daily*, catalogue 11-001-XIE, along with date and page references.

---

## REGIONAL REFERENCE CENTRES

---

Statistics Canada's Regional Reference Centres offer a full range of the Agency's products and services. Each reference centre is equipped with a library and sales counter where you can consult or purchase publications, diskettes, CD-ROM discs, microfiche, maps and more.

Each centre has facilities to retrieve information from CANSIM, Statistics Canada's data retrieval system. A telephone enquiry service is available with toll-free access for those located outside local calling areas. Many other valuable services — from seminars to consultations — are also offered. For information, contact your nearest Regional Reference Centre.

**Newfoundland and Labrador, Nova Scotia, Prince Edward Island and New Brunswick**

Advisory Services  
Statistics Canada  
1741 Brunswick Street  
2<sup>nd</sup> Floor, Box 11  
Halifax, Nova Scotia  
B3J 3X8  
Local calls: (902) 426-5331  
Toll free: 1-800-263-1136  
Fax: 1-902-426-9538  
E-mail: atlantic.info@statcan.ca

**Quebec**

Advisory Services  
Statistics Canada  
4<sup>th</sup> Floor, East Tower  
Guy Favreau Complex  
200 René Lévesque Blvd. W.  
Montréal, Québec  
H2Z 1X4  
Local calls: (514) 283-5725  
Toll free: 1-800-263-1136  
Fax: 1-514-283-9350  
E-mail: infostcmontreal@statcan.ca

**National Capital Region**

Statistical Reference Centre (NCR)  
Statistics Canada  
Lobby, R.H. Coats Building  
Holland Avenue  
Tunney's Pasture  
Ottawa, Ontario  
K1A 0T6  
Local calls: (613) 951-8116  
Fax: 1-613-951-0581  
E-mail: infostats@statcan.ca

**Ontario**

Advisory Services  
Statistics Canada  
10<sup>th</sup> Floor  
Arthur Meighen Building  
25 St. Clair Avenue East  
Toronto, Ontario  
M4T 1M4  
Local calls: (416) 973-6586  
Toll free: 1-800-263-1136  
Fax: 1-416-973-7475

**Manitoba**

Advisory Services  
Statistics Canada  
Via Rail Building, Suite 200  
123 Main Street  
Winnipeg, Manitoba  
R3C 4V9  
Local calls: (204) 983-4020  
Toll free: 1-800-263-1136  
Fax: 1-204-983-7543  
E-mail: statswpg@solutions.net

**Saskatchewan**

Advisory Services  
Statistics Canada  
Park Plaza, Suite 440  
2365 Albert Street  
Regina, Saskatchewan  
S4P 4K1  
Local calls: (306) 780-5405  
Toll free: 1-800-263-1136  
Fax: 1-306-780-5403  
E-mail: statcan@sk.sympatico.ca

**Alberta, Northwest Territories and Nunavut**

Advisory Services  
Statistics Canada  
Pacific Plaza, Suite 900  
10909 Jasper Avenue, N.W.  
Edmonton, Alberta  
T5J 4J3  
Local calls: (780) 495-3027  
Toll free: 1-800-263-1136  
Fax: 1-780-495-5318  
E-mail: Sabrina.Pond@statcan.ca

**British Columbia and the Yukon**

Advisory Services  
Statistics Canada  
Library Square Tower, Suite 600  
300 West Georgia Street  
Vancouver, B.C.  
V6B 6C7  
Local calls: (604) 666-3691  
Toll free: 1-800-263-1136  
Fax: 1-604-666-4863

National toll-free enquiries line (Canada and the United States): 1-800-263-1136  
Toll-free order-only line (Canada and the United States): 1-800-267-6677  
Toll-free fax order line (Canada and the United States): 1-877-287-4369  
Toll-free telecommunications device for the hearing impaired: 1-800-363-7629