



The Daily

Statistics Canada

Friday, January 16, 2004

Released at 8:30 a.m. Eastern time

MAJOR RELEASES

There are no major releases today.

OTHER RELEASES

Canadian potato production, 2003, 2002	2
Domestic travel, 2001	2
Steel primary forms — weekly data, week ending January 10, 2004	2
Public Service Employee Survey, 2002	2

NEW PRODUCTS

3

RELEASE DATES: January 19 to 23 5



OTHER RELEASES

Canadian potato production

2003, 2002 (revised)

Saskatchewan's potato yield for 2002 has been revised, resulting in a 5.6% increase in their production to 3,563,000 hundredweights (161 600 metric tonnes). This increases Canada's 2002 production to 103,731,000 hundredweights (4 705 200 tonnes).

There were also revisions to the 2003 estimates of three provinces, based on additional information since the November release. Production was increased for Quebec (+1.8%) and Alberta (+1.7%), while Saskatchewan's production was decreased 3.7%. The net effect at the Canadian level was an increase of 0.3%. Canada's record high production is now estimated to be 117,754,000 hundredweights (5 341 200 tonnes).

Available on CANSIM: table 001-0014.

Definitions, data sources and methods: survey numbers, including related surveys, 3401, 3407, 3446 and 3465.

The January 2004 issue of *Canadian Potato Production*, Vol. 1, no. 3 (22-008-XIE, free) is now available online. From the *Our products and services* page, under *Browse our Internet publications*, choose *Free*, then *Agriculture*.

For more information, contact the dissemination officer (1-800-465-1991). To enquire about the concepts, methods or data quality of this release, contact Barbara McLaughlin (902-893-7251; barbara.mclaughlin@statcan.ca), Agriculture Division. ■

Domestic travel

2001 (revised)

Revised estimates for the Canadian Travel Survey are now available for 2001.

Available on CANSIM: tables 426-0001 to 426-0006.

Definitions, data sources and methods: survey number 3810.

For general information or to order data, contact Client Services (1-800-307-3382; 613-951-7608; fax:

613-951-2909; cult.tourstats@statcan.ca). To enquire about the concepts, methods or data quality of this release, or to get a copy of a more detailed statement on the Canadian Travel Survey adjustment project, contact Lizette Gervais-Simard (613-951-1672; fax: 613-951-2909; gervliz@statcan.ca), Culture Tourism, and the Centre for Education Statistics. ■

Steel primary forms — weekly data

Week ending January 10, 2004 (preliminary)

Steel primary forms production for the week ending January 10 totalled 313 109 metric tonnes, up 10.9% from 282 420 tonnes a week earlier and 10.7% from 282 903 tonnes in the same week of 2003.

The year-to-date total as of January 10 was 434 146 tonnes, up 12.1% from 387 309 tonnes in the same period of 2003.

Definitions, data sources and methods: survey number 2131.

For more information, or to enquire about the concepts, methods or data quality of this release, contact the dissemination officer (1-866-873-8789; 613-951-9497; manufact@statcan.ca), Manufacturing, Construction and Energy Division. ■

Public Service Employee Survey

2002

The public-use microdata file for the Public Service Employee Survey is now available.

Definitions, data sources and methods: survey number 4438.

The public-use microdata file *Public Service Employee Survey, 2002* (71M0016XCB, \$2,140) is now available. See *How to order products*.

For more information, contact Client Services (1-800-461-9050; 613-951-3321; fax: 613-951-4527; ssd@statcan.ca), Special Surveys Division. ■

NEW PRODUCTS

Infomat: A Weekly Review, January 16, 2004
Catalogue number 11-002-XIE (\$3/\$100).

Infomat: A Weekly Review, January 16, 2004
Catalogue number 11-002-XPE (\$4/\$145).

Canadian Potato Production, January 2004, Vol. 1,
no. 3
Catalogue number 22-008-XIE
(free).

New Motor Vehicle Sales, November 2003, Vol. 75,
no. 11
Catalogue number 63-007-XIB (\$14/\$133).

Canadian International Merchandise Trade,
November 2003, Vol. 57, no. 11
Catalogue number 65-001-XIB (\$15/\$151).

Public Service Employee Survey, 2002
Catalogue number 71M0016XCB (\$2,140).

All prices are in Canadian dollars and exclude sales tax. Additional shipping charges apply for delivery outside Canada.

Catalogue numbers with an -XIB or an -XIE extension are Internet versions; those with -XMB or -XME are microfiche; -XPB or -XPE are paper versions; -XDB or -XDE are electronic versions on diskette and -XCB or -XCE are electronic versions on compact disc.

How to order products

Order products by phone:

Please refer to the • Title • Catalogue number • Volume number • Issue number • Your VISA or MasterCard number.

In Canada and the United States call:

1-800-267-6677

From other countries call:

1-613-951-7277

To fax your order:

1-877-287-4369

Address changes or account inquiries:




1-800-700-1033

To order a product by mail write: Statistics Canada, Circulation Management, Dissemination Division, Ottawa, K1A 0T6.

Include a cheque or money order payable to **Receiver General of Canada/Publications**. Canadian customers add 7% GST and applicable PST.

To order by Internet: write to infostats@statcan.ca or download an electronic version by accessing Statistics Canada's website (www.statcan.ca). From the *Our products and services* page, under *Browse our Internet publications*, choose *For sale*.

Authorized agents and bookstores also carry Statistics Canada's catalogued publications.

Catalogue 11-001-XIE (F) English 11-001-XIE/001-001-XIE	
 The Daily Statistics Canada	
Thursday, June 3, 1997 For release at 9:30 a.m.	
MAJOR RELEASES	
<ul style="list-style-type: none"> Urban transit, 1996 Despite the emphasis on taking urban transit, Canadians are using it less and less. In 1996, each Canadian took an average of about 21 trips on some form of urban transit, the lowest level in the past 25 years. 	2
<ul style="list-style-type: none"> Productivity, hourly compensation and unit labour cost, 1996 Growth in productivity among Canadian businesses was modestly weak again in 1996, accompanied by sluggish gains in employment and slow economic growth during the year. 	4
OTHER RELEASES	
<ul style="list-style-type: none"> Map-based index, May 1997 	3
<ul style="list-style-type: none"> Short-term Expectations Survey 	9
<ul style="list-style-type: none"> Steel primary forms, steel ending May 31, 1997 	12
<ul style="list-style-type: none"> Egg production, April 1997 	13
PUBLICATIONS RELEASED	11
 	

Statistics Canada's official release bulletin

Catalogue 11-001-XIE.

Published each working day by the Communications Division, Statistics Canada, 10-H, R.H. Coats Bldg., Tunney's Pasture, Ottawa, Ontario K1A 0T6.

To access *The Daily* on the Internet, visit our site at <http://www.statcan.ca>. To receive *The Daily* each morning by e-mail, send an e-mail message to listproc@statcan.ca. Leave the subject line blank. In the body of the message, type "subscribe daily firstname lastname".

Published by authority of the Minister responsible for Statistics Canada. © Minister of Industry, 2004. Citation in newspaper, magazine, radio, and television reporting is permitted subject to the requirement that Statistics Canada is acknowledged as the source. Any other reproduction is permitted subject to the requirement that Statistics Canada is acknowledged as the source on all copies as follows: Statistics Canada, *The Daily*, catalogue 11-001-XIE, along with date and page references.

RELEASE DATES: JANUARY 19 TO 23

(Release dates are subject to change.)

Release date	Title	Reference period
19	Canada's international transactions in securities	November 2003
20	Leading Indicators	December 2003
21	Monthly Survey of Manufacturing	November 2003
21	Stress and chronic conditions, excess weight and arthritis	2003
21	Travel between Canada and other countries	November 2003
22	Consumer Price Index	December 2003
23	Year-end labour market review	2003