



The Daily

Statistics Canada

Monday, February 16, 2004

Released at 8:30 a.m. Eastern time

MAJOR RELEASES

There are no major releases today.

OTHER RELEASES

Machinery and equipment price indexes, fourth quarter 2003	2
Sawmills and planing mills, November 2003	3

NEW PRODUCTS

4

Infomat: A new electronic publication from Statistics Canada

Too busy to track all the facts and figures from Statistics Canada each day? Need a one-stop overview of emerging trends? Then the new-look *Infomat* is just the solution.

Infomat, the weekly digest of Statistics Canada's latest news releases, is now available in an electronic version. It will be published every Tuesday.

This online product provides crisp, tightly written articles that analyze trends and provide perspective on Statistics Canada's latest social and economic data. If readers want more detailed information, they can access *The Daily* and many other Agency publications through hyperlinks. The weekly feature *Spotlight* takes an in-depth look at issues, such as technology, health, education and the labour market.

The new *Infomat* (11-002-XIE, \$100 for a one-year subscription) is now available. See *How to order products*. The first issue is available for free.

For more information, contact John Flanders (613-951-8292), Communications Division.



Statistics
Canada

Statistique
Canada

Canada

OTHER RELEASES

Machinery and equipment price indexes

Fourth quarter 2003

The Machinery and Equipment Price Index (1986=100) was 127.6 in the fourth quarter, down 2.7% from the third. The domestic and import components decreased 0.9% and 4.4%, respectively. Compared with the fourth quarter of 2002, the index fell 9.6%, with decreases in the domestic (-3.0%) and import (-15.3%) components.

On a quarterly basis, all sectors decreased substantially, but the overall index decline was caused mainly by manufacturing (-2.8%), transportation, communication, storage and utilities (-2.4%) and agriculture (-3.1%). Paper and allied products (-3.5%), primary metals (-3.3%) and chemicals (-2.4%) contributed the most to the manufacturing decrease. In transportation, communication, storage and utilities, the drop was mainly due to electricity (-2.1%), telephone (-3.8%) and air transport (-4.2%).

On a year-over-year basis, all industries decreased, but manufacturing (-9.6%), agriculture (-14.2%) and transportation, communication, storage and utilities (-7.7%) were the most important.

In the fourth quarter, almost all commodities declined, with notable decreases in specialized industrial equipment (-3.3%), trucks (-2.8%), farm and garden tractors (-4.9%), passenger automobile (-2.5%), other agricultural machinery (-2.7%), aircraft (-4.6%) and telephone and telegraph line (-4.6%).

On a quarterly basis, the Canadian dollar continued to recover against the American dollar, up 5.2% from the third quarter. On a year-over-year basis, the Canadian dollar increased 19.9% over the fourth quarter of 2002.

Available on CANSIM: tables 327-0013, 327-0014 and 327-0016.

Definitions, data sources and methods: survey number 2312.

The fourth quarter 2003 issue of *Capital Expenditure Price Statistics* (62-007-XPB, \$26/\$85) will be available in April. See *How to order products*.

For more information, or to enquire about the concepts, methods, and data quality of this release, contact Rebecca McDougall (613-951-3357, fax 613-951-1539, infounit@statcan.ca), Prices Division.

Machinery and equipment price indexes (1986=100)

	Relative importance	Fourth quarter 2003 ^P	Third quarter to fourth quarter 2003	Fourth quarter 2002 to fourth quarter 2003
			% change	
Machinery and Equipment Price Index	100.0	127.6	-2.7	-9.6
Agriculture	11.0	148.6	-3.1	-14.2
Forestry	1.5	138.8	-2.2	-7.7
Fishing	0.6	124.2	-2.2	-7.5
Mines, quarries and oil wells	6.0	131.3	-3.0	-9.3
Manufacturing	29.9	135.0	-2.8	-9.6
Construction	3.5	132.7	-3.6	-12.1
Transportation, communication, storage and utilities	25.9	122.2	-2.4	-7.7
Trade	4.0	115.1	-2.0	-8.0
Finance, insurance and real estate	1.8	106.7	-1.5	-5.4
Community, business and personal services	11.1	103.7	-2.4	-9.2
Public administration	4.7	124.3	-2.9	-9.4

^P Preliminary figures.

■

Sawmills and planing mills

November 2003

Data on sawmills and planing mills are now available for November 2003.

Available on CANSIM: table 303-0009.

Definitions, data sources and methods: survey numbers, including related surveys, 2134 and 2135.

The November 2003 issue of *Sawmills and Planing Mills*, Vol. 57, no. 11 (35-003-XIB, \$10/\$93) is now available. See *How to order products*.

For more information, or to enquire about the concepts, methods or data quality of this release, contact the dissemination officer (1-866-873 8789; 613-951-9497; manufact@statcan.ca), Manufacturing, Construction and Energy Division. ■

NEW PRODUCTS

Monthly Survey of Manufacturing, December 2003,
Vol. 57, no. 12
Catalogue number 31-001-XIE (\$17/\$158).

All prices are in Canadian dollars and exclude sales tax. Additional shipping charges apply for delivery outside Canada.

Sawmills and Planing Mills, November 2003, Vol. 57,
no. 11
Catalogue number 35-003-XIB (\$10/\$93).

Catalogue numbers with an -XIB or an -XIE extension are Internet versions; those with -XMB or -XME are microfiche; -XPB or -XPE are paper versions; -XDB or -XDE are electronic versions on diskette and -XCB or -XCE are electronic versions on compact disc.

How to order products

Order products by phone:

Please refer to the • Title • Catalogue number • Volume number • Issue number • Your VISA or MasterCard number.

In Canada and the United States call:

1-800-267-6677

From other countries call:

1-613-951-7277

To fax your order:

1-877-287-4369

Address changes or account inquiries:

1-800-700-1033


To order a product by mail write: Statistics Canada, Circulation Management, Dissemination Division, Ottawa, K1A 0T6.

Include a cheque or money order payable to **Receiver General of Canada/Publications**. Canadian customers add 7% GST and applicable PST.

To order by Internet: write to infostats@statcan.ca or download an electronic version by accessing Statistics Canada's website (www.statcan.ca). From the *Our products and services* page, under *Browse our Internet publications*, choose *For sale*.

Authorized agents and bookstores also carry Statistics Canada's catalogued publications.

Catalogue 11-001-XIE (If possible 11-001-XIE-001-001-001)



Statistics Canada

Thursday, June 9, 1997
For release at 9:30 a.m.



MAJOR RELEASES

- **Urban transit, 1995** 2
Despite the emphasis on taking urban transit, Canadians are using it less and less. In 1996, each Canadian rode an average of about 10 trips on some form of urban transit, the lowest level in the past 25 years.
- **Productivity, hourly compensation and unit labour cost, 1996** 4
Growth in productivity among Canadian businesses was notably weak again in 1996, accompanied by sluggish gains in employment and slow economic growth during the year.

OTHER RELEASES

- **Household Index, May 1997** 3
- **Short-term Expectations Survey** 3
- **Steel primary forms, year ending May 31, 1997** 12
- **Egg production, April 1997** 12

PUBLICATIONS RELEASED 11

Statistics Canada's official release bulletin

Catalogue 11-001-XIE.

Published each working day by the Communications Division, Statistics Canada, 10-H, R.H. Coats Bldg., Tunney's Pasture, Ottawa, Ontario K1A 0T6.

To access *The Daily* on the Internet, visit our site at <http://www.statcan.ca>. To receive *The Daily* each morning by e-mail, send an e-mail message to listproc@statcan.ca. Leave the subject line blank. In the body of the message, type "subscribe daily firstname lastname".

Published by authority of the Minister responsible for Statistics Canada. © Minister of Industry, 2004. Citation in newsprint, magazine, radio, and television reporting is permitted subject to the requirement that Statistics Canada is acknowledged as the source. Any other reproduction is permitted subject to the requirement that Statistics Canada is acknowledged as the source on all copies as follows: Statistics Canada, *The Daily*, catalogue 11-001-XIE, along with date and page references.