



The Daily

Statistics Canada

Monday, February 9, 2004

Released at 8:30 a.m. Eastern time

MAJOR RELEASES

There are no major releases today.

OTHER RELEASES

Farm product prices, December 2003	2
Traveller accommodation services price indexes, October to December 2003	2
Population of businesses with employees, fourth quarter 2003	2

NEW PRODUCTS

3

Infomat: A new electronic publication from Statistics Canada

Too busy to track all the facts and figures from Statistics Canada each day? Need a one-stop overview of emerging trends? Then the new-look *Infomat* is just the solution.

Infomat, the weekly digest of Statistics Canada's latest news releases, is now available in an electronic version. It will be published every Tuesday.

This online product provides crisp, tightly written articles that analyze trends and provide perspective on Statistics Canada's latest social and economic data. If readers want more detailed information, they can access *The Daily* and many other Agency publications through hyperlinks. The weekly feature *Spotlight* takes an in-depth look at issues, such as technology, health, education and the labour market.

The new *Infomat* (11-002-XIE, \$100 for a one-year subscription) is now available. See *How to order products*. The first issue is available for free.

For more information, contact John Flanders (613-951-8292), Communications Division.



OTHER RELEASES

Farm product prices

December 2003

Prices received by farmers in December for grains, oilseeds, specialty crops, fruits, vegetables, cattle, hogs, poultry, eggs and dairy products are now available.

The Alberta feeder steer price in December was \$98.96 per hundredweight, down 5% from November, but still 7% above the recent low of \$92.60 reached in August 2003. The Canadian cattle sector came to a virtual halt on May 20, 2003, when a cow in Alberta tested positive for bovine spongiform encephalopathy (BSE or mad cow disease). The loss of crucial export markets resulted in an oversupply which depressed prices.

The December corn price in Ontario, the lowest for 2003 at \$128.17 per tonne, was down 17% from the January 2003 price of \$153.52.

Definitions, data sources and methods: survey number 3436.

For more information, or to enquire about the concepts, methods or data quality of this release, contact Gail-Ann Breese (204-983-3445; fax: 204-983-3122; gail-ann.breese@statcan.ca), Agriculture Division. ■

Traveller accommodation services price indexes

October to December 2003

Monthly indexes measuring price movements of accommodation services are now available for the fourth quarter. These indexes reflect changes in room rates, for overnight or short stays, with no meals or other services provided. All taxes are excluded. The indexes are available by province and by territory, for Canada, by major client group.

Available on CANSIM: table 326-0013.

Definitions, data sources and methods: survey number 2336.

For more information, contact Prices Division (1-866-230-2248; 613-951-9606; infounit@statcan.ca). To enquire about the concepts, methods or data quality of this release, contact Anne Williamson (613-951-0708; willan@statcan.ca), Prices Division. ■

Population of businesses with employees

Fourth quarter 2003

Just over 1,016,300 Canadian businesses had employees in the fourth quarter of 2003, up 1.1% from the 1,005,400 for the fourth quarter of 2002, according to the count of payroll deduction accounts.

Ontario (+1.7%), British Columbia (+1.7%) and Alberta (+1.9%) contributed most to the increase. The largest declines occurred in New Brunswick (-1.3%) and Saskatchewan (-0.9%).

On a quarter-to-quarter basis, the total number of businesses with employees rose a slight 0.2% from the third quarter to the fourth. Ontario, Alberta and British Columbia accounted for the bulk of the increase, while Quebec saw a 0.4% decrease.

Information on Nunavut and the Northwest Territories will be available when sufficient quarterly observations are collected.

Available on CANSIM: table 178-0001.

Definitions, data sources and methods: survey number 1105.

For more information or to enquire about the concepts, methods or data quality of this release, contact Joanne Proulx (613-951-9006; fax: 613-951-0104; proujo@statcan.ca), Business Register Division. ■

NEW PRODUCTS

Production of Eggs, December 2003
Catalogue number 23-003-XIB
(free).

Service Bulletin: Surface and Marine Transport,
Vol. 20, no. 1
Catalogue number 50-002-XIB (\$11).

Industry Price Indexes, December 2003, Vol. 29,
no. 12
Catalogue number 62-011-XIE (\$19/\$175).

Industry Price Indexes, December 2003, Vol. 29,
no. 12
Catalogue number 62-011-XPE (\$24/\$233).

All prices are in Canadian dollars and exclude sales tax. Additional shipping charges apply for delivery outside Canada.

Catalogue numbers with an -XIB or an -XIE extension are Internet versions; those with -XMB or -XME are microfiche; -XPB or -XPE are paper versions; -XDB or -XDE are electronic versions on diskette and -XCB or -XCE are electronic versions on compact disc.

How to order products

Order products by phone:

Please refer to the • Title • Catalogue number • Volume number • Issue number • Your VISA or MasterCard number.


In Canada and the United States call: **1-800-267-6677**
From other countries call: **1-613-951-7277**
To fax your order: **1-877-287-4369**
Address changes or account inquiries: **1-800-700-1033**

To order a product by mail write: Statistics Canada, Circulation Management, Dissemination Division, Ottawa, K1A 0T6. Include a cheque or money order payable to **Receiver General of Canada/Publications**. Canadian customers add 7% GST and applicable PST.

To order by Internet: write to infostats@statcan.ca or download an electronic version by accessing Statistics Canada's website (www.statcan.ca). From the *Our products and services* page, under *Browse our Internet publications*, choose *For sale*.

Authorized agents and bookstores also carry Statistics Canada's catalogued publications.

Ontario 1-226-874-1152 / 1-800-461-4145



Statistics Canada

Thursday, June 9, 1997
For release at 8:30 a.m.



MAJOR RELEASES

- **Urban transit, 1996** 2
Changes in expenditures on taking urban transit; Canadians are using it less and less. In 1996, each Canadian took an average of about 60 trips on some form of urban transit, the lowest level in the past 25 years.
- **Productivity, hourly compensation and unit labour cost, 1996** 4
Growth in productivity among Canadian businesses was relatively weak again in 1996 accompanied by sluggish gains in employment and slow economic growth during the year.

OTHER RELEASES

- **High-waged Index, May 1997** 3
- **Short-term Expectations Survey** 2
- **Steel primary forms, west, ending May 31, 1997** 12
- **Egg production, April 1997** 12

PUBLICATIONS RELEASED 11

Statistics Canada's official release bulletin

Catalogue 11-001-XIE.

Published each working day by the Communications Division, Statistics Canada, 10-H, R.H. Coats Bldg., Tunney's Pasture, Ottawa, Ontario K1A 0T6.

To access *The Daily* on the Internet, visit our site at <http://www.statcan.ca>. To receive *The Daily* each morning by e-mail, send an e-mail message to lstproc@statcan.ca. Leave the subject line blank. In the body of the message, type "subscribe daily firstname lastname".

Published by authority of the Minister responsible for Statistics Canada. © Minister of Industry, 2004. Citation in newsprint, magazine, radio, and television reporting is permitted subject to the requirement that Statistics Canada is acknowledged as the source. Any other reproduction is permitted subject to the requirement that Statistics Canada is acknowledged as the source on all copies as follows: Statistics Canada, *The Daily*, catalogue 11-001-XIE, along with date and page references.