



The Daily

Statistics Canada

Thursday, April 22, 2004

Released at 8:30 a.m. Eastern time

MAJOR RELEASES

There are no major releases today.

OTHER RELEASES

Monthly Railway Carloadings, February 2004	3
Steel primary forms, weekly data, week ending April 17, 2004	3
Crude oil and natural gas, February 2004	3

(continued on page 2)



Canadian Economic Observer

April 2004

The April 2004 issue of Statistics Canada's flagship publication for economic statistics, *Canadian Economic Observer*, analyses current economic conditions, summarizes the major economic events that occurred in March and presents a feature article titled "Year-end-review." A separate statistical summary contains a wide range of tables and graphs on the principal economic indicators for Canada, the provinces and the major industrial nations.

The April 2004 issue of *Canadian Economic Observer*, Vol.17, no. 4 (11-010-XIB, \$19/\$182; 11-010-XPB, \$25/\$243) is now available. See *How to order products*. As a way of encouraging you to try the new electronic version, we are offering free access to the August 2003 issue of *Canadian Economic Observer*. This will give you a risk-free opportunity to try out the electronic version. We would also encourage you to send us your feedback on this new medium of delivery by filling out the *Readership Survey*.

Visit Canadian economic observer's page online. From the *Canadian statistics* page, choose *Economic conditions*, and on that page see the banner ad for *Canadian Economic Observer*. For more information, contact Francine Roy (613-951-3627; ceo@statcan.ca), Current Economic Analysis Group.



Statistics
Canada

Statistique
Canada

Canada

OTHER RELEASES – concluded

Natural gas sales, February 2004 4

NEW PRODUCTS 5

OTHER RELEASES

Monthly Railway Carloadings

February 2004

In February, Canadian railways loaded a total 20.8 million metric tonnes, up 338 000 tonnes, or 1.7% from January 2004.

The non-intermodal freight totalled 240,000 carloads and 18.8 million tonnes, a 2.2% rise from January 2004. Coal loadings had the largest impact with a gain of almost half a million tonnes.

The intermodal portion, that is containers and trailers hauled on flat cars, totalled 2.0 million tonnes in February, a 2.8% drop from January. February's intermodal loadings make up 8.6% of the total tonnage.

Freight coming from the United States either destined for or passing through Canada also dropped slightly in February, reaching 2.6 million tonnes, a 0.4% decline over January.

On a year-over-year basis, February 2004 figures show an 8.9% increase of non-intermodal tonnage from February last year, as well as a 5.3% increase for intermodal traffic and a 5.7% increase for traffic received from the United States.

For the first two months of 2004, the cumulative total for non-intermodal loadings went up 5.2%, from 35.3 million tonnes in 2003 to 37.2 million tonnes in 2004. Intermodal loadings and traffic received from the US showed a similar trend with a 4.0% increase for intermodal loadings and a 5.0% increase for US traffic destined for Canada.

Available on CANSIM: table 404-0002.

Definitions, data sources and methods: survey number 2732.

The February 2004 issue of *Monthly Railway Carloadings*, Vol. 81, no. 2 (52-001-XIE, \$9/\$83) is now available. See *How to order products*.

For more information, or to enquire about the concepts, methods or data quality of this release,

contact Jean-Robert Larocque (1-866-500-8400; fax: 613-951-0009; TransportationStatistics@statcan.ca), Transportation Division. ■

Steel primary forms, weekly data

Week ending April 17, 2004 (preliminary)

Steel primary forms production for the week ending April 17 totalled 324 278 metric tonnes, up 8.2% from 299 680 tonnes a week earlier and 4.1% from 311 582 tonnes in the same week of 2003.

The year-to-date total as of April 17 was 4 750 571 tonnes, up 1.5% from 4 679 646 tonnes in the same period of 2003.

Definitions, data sources and methods: survey number 2131.

For more information, or to enquire about the concepts, methods or data quality of this release, contact the dissemination officer (1-866-873-8789; 613-951-9497; manufact@statcan.ca), Manufacturing, Construction and Energy Division. ■

Crude oil and natural gas

February 2004 (preliminary)

Provincial crude oil and natural gas production data for February 2004 are now available.

(Note that the data for February 2004 will soon be available in CANSIM tables 126-0001 and 131-0001.)

Definitions, data sources and methods: survey number 2198.

For more information, or to enquire about the concepts, methods or data quality of this release, contact the dissemination officer (1-866-873-8789; 613-951-9497; energ@statcan.ca), Manufacturing, Construction and Energy Division. ■

Natural gas sales

February 2004 (preliminary)

Natural gas sales totalled 8 257 million cubic metres in February, down 2.0% from February 2003. Warmer-than-normal weather conditions across the country contributed to the weaker sales. The residential sector showed a drop of 2.5%, while the commercial sector had a larger decline of 5.5%. The industrial sector (including direct sales) showed a slight increase in sales of 0.2%.

Natural gas sales

	February 2004 ^P	February 2003	February 2003 to February 2004
	thousands of cubic metres		% change
Natural gas sales	8 257 222	8 427 823	-2.0
Residential	2 609 737	2 676 624	-2.5
Commercial	1 900 148	2 010 672	-5.5
Industrial	1 660 549	1 826 590	
			0.2
Direct	2 086 788	1 913 937	
year-to-date			
	2004 ^P	2003	2003 to 2004
	thousands of cubic metres		% change
Natural gas sales	18 029 489	17 683 377	2.0
Residential	5 779 247	5 532 964	4.5
Commercial	4 155 552	4 235 035	-1.9
Industrial	3 650 800	3 851 094	
			2.3
Direct	4 443 890	4 064 284	

^P Preliminary figures.

Year-to-date sales at the end of February were up 2.0% from the same period of 2003. Both the residential (+4.5%) and the industrial (including direct sales) sectors (+2.3%) posted gains. Use of natural gas by the commercial sector has edged down 1.9% so far this year.

Available on CANSIM: tables 129-0001 to 129-0004.

Definitions, data sources and methods: survey number 2149.

For general information or to order data, contact the dissemination officer (1-866-873-8789; 613-951-9497; energ@statcan.ca). To enquire about the concepts, methods or data quality of this release, contact Pierre Després (613-951-3579; pierre.despres@statcan.ca) or Lloyd Cundell (613-951-7346; lloyd.cundell@statcan.ca), Manufacturing, Construction and Energy Division. ■

NEW PRODUCTS

Canadian Economic Observer, April 2004, Vol. 17,
no. 4
Catalogue number 11-010-XIB (\$19/\$182).

Canadian Economic Observer, April 2004, Vol. 17,
no. 4
Catalogue number 11-010-XPB (\$25/\$243).

Monthly Railway Carloadings, February 2004,
Vol. 81, no. 2
Catalogue number 52-001-XIE (\$9/\$83).

Class of Worker, 2001 Census Technical Report
Catalogue number 92-398-XIE
(free).

All prices are in Canadian dollars and exclude sales tax. Additional shipping charges apply for delivery outside Canada.

Catalogue numbers with an -XIB or an -XIE extension are Internet versions; those with -XMB or -XME are microfiche; -XPB or -XPE are paper versions; -XDB or -XDE are electronic versions on diskette and -XCB or -XCE are electronic versions on compact disc.

How to order products

Order products by phone:

Please refer to the • Title • Catalogue number • Volume number • Issue number • Your VISA or MasterCard number.

In Canada and the United States call:

1-800-267-6677

From other countries call:

1-613-951-7277

To fax your order:

1-877-287-4369

Address changes or account inquiries:

1-800-700-1033


To order a product by mail write: Statistics Canada, Circulation Management, Dissemination Division, Ottawa, K1A 0T6.

Include a cheque or money order payable to **Receiver General of Canada/Publications**. Canadian customers add 7% GST and applicable PST.

To order by Internet: write to infostats@statcan.ca or download an electronic version by accessing Statistics Canada's website (www.statcan.ca). From the *Our products and services* page, under *Browse our Internet publications*, choose *For sale*.

Authorized agents and bookstores also carry Statistics Canada's catalogued publications.

Catalogue 11-001-XIE (Paragraphe 11-001-XIE) 0001-001-XIE



Statistics Canada

Thursday, June 3, 1997
For release at 9:30 a.m.



MAJOR RELEASES

- **Urban transit, 1995** 2
Despite the emphasis on taking urban transit, Canadians are using it less and less. In 1996, each Canadian took an average of about 40 trips on some form of urban transit, the lowest level in the past 25 years.
- **Productivity, hourly compensation and unit labour cost, 1995** 4
Growth in productivity among Canadian businesses was noticeably weak again in 1996, accompanied by sluggish gains in employment and slow economic growth during the year.

OTHER RELEASES

- **Map-worn index: May 1997** 3
- **Short-term Economic Survey** 2
- **Steel primary forms, week ending May 31, 1997** 12
- **Frag predictor: April 1997** 12

PUBLICATIONS RELEASED 11

Statistics Canada's official release bulletin

Catalogue 11-001-XIE.

Published each working day by the Communications Division, Statistics Canada, 10-H, R.H. Coats Bldg., Tunney's Pasture, Ottawa, Ontario K1A 0T6.

To access *The Daily* on the Internet, visit our site at <http://www.statcan.ca>. To receive *The Daily* each morning by e-mail, send an e-mail message to listproc@statcan.ca. Leave the subject line blank. In the body of the message, type "subscribe daily firstname lastname".

Published by authority of the Minister responsible for Statistics Canada. © Minister of Industry, 2004. Citation in newsprint, magazine, radio, and television reporting is permitted subject to the requirement that Statistics Canada is acknowledged as the source. Any other reproduction is permitted subject to the requirement that Statistics Canada is acknowledged as the source on all copies as follows: Statistics Canada, *The Daily*, catalogue 11-001-XIE, along with date and page references.