



# The Daily

## Statistics Canada

**Monday, May 3, 2004**

Released at 8:30 a.m. Eastern time

---

### MAJOR RELEASES

---

There are no major releases today.

---

### OTHER RELEASES

---

Domestic sales of refined petroleum products, March 2004	2
Production and Disposition of Tobacco Products, March 2004	2
Electric power statistics, February 2004	3
Coal and coke statistics, February 2004	3
Domestic travel, 1998 (estimates)	3

---

### NEW PRODUCTS

---

4

---

### INDEX: April 2004

---

#### **Infomat: An electronic publication from Statistics Canada**

Too busy to track all the facts and figures from Statistics Canada each day? Need a one-stop overview of emerging trends? Then *Infomat* is just the solution.

This online product provides crisp, tightly written articles that analyse trends and provide perspective on Statistics Canada's latest social and economic data. If readers want more detailed information, they can access *The Daily* and many other Agency publications through hyperlinks. The weekly feature *Spotlight* takes an in-depth look at issues, such as technology, health, education and the labour market.

*Infomat* (11-002-XIE, \$100 for a one-year subscription), the weekly digest of Statistics Canada's latest news release, is available every Tuesday in an electronic format. See *How to order products*. The April 27, 2004 issue is available for free.

For more information, contact John Flanders (613-951-8292), Communications Division. For help in subscribing to *Infomat*, contact the Electronic Products Help Line (1-877-949-9492).



Statistics  
Canada

Statistique  
Canada

Canada

## OTHER RELEASES

### Domestic sales of refined petroleum products

March 2004 (preliminary)

Sales of refined petroleum products totalled 8 513 200 cubic metres in March, up 6.2% from March 2003. Sales increased in six of the seven major product groups, with diesel fuel oil up 152 400 cubic metres or 7.9%. Motor gasoline rose 118 900 cubic metres (+3.7%) and heavy fuel oil was up 79 500 cubic metres (+13.1%).

### Sales of refined petroleum products

	March 2003 <sup>r</sup>	March 2004 <sup>p</sup>	March 2003 to March 2004
	'000 of cubic metres		% change
<b>Total, all products</b>	<b>8 015.1</b>	<b>8 513.2</b>	<b>6.2</b>
Motor gasoline	3 197.9	3 316.8	3.7
Diesel fuel oil	1 917.9	2 070.3	7.9
Light fuel oil	659.6	587.0	-11.0
Heavy fuel oil	605.7	685.2	13.1
Aviation turbo fuels	573.8	628.7	9.6
Petrochemical feedstocks <sup>1</sup>	368.0	398.6	8.3
All other refined products	692.2	826.5	19.4

	Jan. to March 2003 <sup>r</sup>	Jan. to March 2004 <sup>p</sup>	Jan.-March 2003 to Jan.-March 2004
	'000 of cubic metres		% change
<b>Total, all products</b>	<b>23 770.9</b>	<b>24 890.0</b>	<b>4.7</b>
Motor gasoline	9 447.7	9 682.9	2.5
Diesel fuel oil	5 601.1	5 917.0	5.6
Light fuel oil	2 293.3	2 183.3	-4.8
Heavy fuel oil	1 939.1	1 832.3	-5.5
Aviation turbo fuels	1 356.3	1 523.1	12.3
Petrochemical feedstocks <sup>1</sup>	1 105.2	1 138.7	3.0
All other refined products	2 028.2	2 612.6	28.8

<sup>r</sup> Revised figures.

<sup>p</sup> Preliminary figures.

1. Materials produced by refineries that are used by the petrochemical industry to produce chemicals, synthetic rubber and a variety of plastics.

Sales of regular non-leaded (+3.3%) and premium gasoline (+10.3%) rose while mid-grade (-1.2%) fell from March 2003.

Year-to-date sales of refined petroleum products at the end of March reached 24 890 000 cubic metres up 4.7% from the same period of 2003. Sales rose in five of the seven major product groups with the largest

increase in diesel fuel oil (+315 900 cubic metres or +5.6%).

Preliminary domestic sales of refined petroleum products data are no longer available on CANSIM.

**Definitions, data sources and methods: survey number 2150.**

For more information, or to enquire about the concepts, methods or data quality of this release, contact the dissemination officer (1-866-873-8789; 613-951-9497; [energ@statcan.ca](mailto:energ@statcan.ca)), Manufacturing, Construction and Energy Division. ■

### Production and Disposition of Tobacco Products

March 2004

Total cigarettes sold in March by Canadian manufacturers increased 24% from February to 3.2 billion cigarettes, an increase of 2% from the level observed in March 2003.

Cigarette production for March stood at 3.2 billion cigarettes, an increase of 20% from February, but a decrease of 13% from the 3.7 billion cigarettes produced in March 2003.

Closing inventories rose 239 million (+7%) between February and March to 3.8 billion cigarettes. While cigarette production exceeded sales by 54 million cigarettes, most of the increase is attributable to inventory adjustments. Inventories are commonly adjusted to account for damaged, destroyed, stolen or reworked goods.

**Available on CANSIM: table 303-0007.**

**Definitions, data sources and methods: survey number 2142.**

The March 2004 issue of *Production and Disposition of Tobacco Products*, Vol. 33, no. 3 (32-022-XIB, \$6/\$51) is now available. See *How to order products*.

For general information, or to enquire about the concepts, methods or data quality of this release, contact the dissemination officer (1-866-873-8789; 613-951-9497; [manufact@statcan.ca](mailto:manufact@statcan.ca)), Manufacturing, Construction and Energy Division. ■

---

## **Electric power statistics**

February 2004

Data on electric power for February are now available.

**Available on CANSIM: table 127-0001.**

**Definitions, data sources and methods: survey number 2151.**

For more information, or to enquire about the concepts, methods or data quality of this release, contact the dissemination officer (1-866-873-8789; 613-951-9497; [energ@statcan.ca](mailto:energ@statcan.ca)), Manufacturing, Construction and Energy Division. ■

## **Coal and coke statistics**

February 2004

Data on coal and coke for February are now available.

**Available on CANSIM: table 303-0016.**

**Definitions, data sources and methods: survey numbers, including related surveys, 2003 and 2147.**

For more information, or to enquire about the concepts, methods or data quality of this

release, contact the dissemination officer (1-866-873-8789; 613-951-9497; [energ@statcan.ca](mailto:energ@statcan.ca)), Manufacturing, Construction and Energy Division. ■

## **Domestic travel**

1998 (revised estimates)

Revised estimates for the Canadian Travel Survey for 1998 are now available.

**Available on CANSIM: tables 426-0001 to 426-0006.**

**Definitions, data sources and methods: survey number 3810.**

For general information or to order data, contact Client Services (1-800-307-3382; 613-951-7608; fax: 613-951-2909; [cult.tourstats@statcan.ca](mailto:cult.tourstats@statcan.ca)). To enquire about the concepts, methods or data quality of this release, or to get a copy of a more detailed statement on the Canadian Travel Survey adjustment project, contact Lizette Gervais-Simard (613-951-1672; fax: 613-951-2909; [gervliz@statcan.ca](mailto:gervliz@statcan.ca)), Culture Tourism, and the Centre for Education Statistics. ■

## NEW PRODUCTS

**Production and Disposition of Tobacco Products,**  
March 2004, Vol. 33, no. 3  
Catalogue number **32-022-XIB** (\$6/\$51).

**Aviation: Service Bulletin,** Vol. 36, no. 2  
Catalogue number **51-004-XIB** (\$9).

**Canadian Foreign Post Indexes,** May 2004  
Catalogue number **62-013-XIE**  
(free).

All prices are in Canadian dollars and exclude sales tax. Additional shipping charges apply for delivery outside Canada.

Catalogue numbers with an -XIB or an -XIE extension are Internet versions; those with -XMB or -XME are microfiche; -XPB or -XPE are paper versions; -XDB or -XDE are electronic versions on diskette and -XCB or -XCE are electronic versions on compact disc.

### How to order products

#### Order products by phone:

Please refer to the • Title • Catalogue number • Volume number • Issue number • Your VISA or MasterCard number.

In Canada and the United States call:

**1-800-267-6677**

From other countries call:

**1-613-951-7277**

To fax your order:

**1-877-287-4369**

Address changes or account inquiries:

**1-800-700-1033**


**To order a product by mail write:** Statistics Canada, Circulation Management, Dissemination Division, Ottawa, K1A 0T6.

Include a cheque or money order payable to **Receiver General of Canada/Publications**. Canadian customers add 7% GST and applicable PST.

**To order by Internet:** write to [infostats@statcan.ca](mailto:infostats@statcan.ca) or download an electronic version by accessing Statistics Canada's website ([www.statcan.ca](http://www.statcan.ca)). From the *Our products and services* page, under *Browse our Internet publications*, choose *For sale*.

**Authorized agents and bookstores also carry Statistics Canada's catalogued publications.**

Catalogue 11-001-XIE (If sample 11-001-XIE001-007-005)



Statistics Canada

Thursday, June 3, 1997  
For release at 9:30 a.m.



**MAJOR RELEASES**

- **Urban transit, 1995** 2  
Despite the emphasis on taking urban transit, Canadians are using it less and less. In 1996, about 10 million Canadians took an average of about 10 trips on some form of urban transit, the lowest level in the past 25 years.
- **Productivity, hourly compensation and unit labour cost, 1995** 4  
Growth in productivity among Canadian businesses was relatively weak, again in 1996, accompanied by sluggish gains in employment and slow economic growth during the year.

**OTHER RELEASES**

- **Reborn and Reborn May 1997** 3
- **Short-term Expectations Survey** 3
- **Steel primary forms, week ending May 31, 1997** 12
- **Egg production, April 1997** 12

**PUBLICATIONS RELEASED** 11

### Statistics Canada's official release bulletin

Catalogue 11-001-XIE.

Published each working day by the Communications Division, Statistics Canada, 10-H, R.H. Coats Bldg., Tunney's Pasture, Ottawa, Ontario K1A 0T6.

To access *The Daily* on the Internet, visit our site at <http://www.statcan.ca>. To receive *The Daily* each morning by e-mail, send an e-mail message to [listproc@statcan.ca](mailto:listproc@statcan.ca). Leave the subject line blank. In the body of the message, type "subscribe daily firstname lastname".

Published by authority of the Minister responsible for Statistics Canada. © Minister of Industry, 2004. Citation in newsprint, magazine, radio, and television reporting is permitted subject to the requirement that Statistics Canada is acknowledged as the source. Any other reproduction is permitted subject to the requirement that Statistics Canada is acknowledged as the source on all copies as follows: Statistics Canada, *The Daily*, catalogue 11-001-XIE, along with date and page references.



# The Daily

## Statistics Canada

### INDEX

#### April 2004

Subject	Reference period	Release date
<b>2001 Census topic-based tabulations</b>		April 8, 2004 April 21, 2004
<b>Adult Education and Training Survey</b>	2003	April 30, 2004
<b>Aircraft movement statistics</b>	February 2004	April 1, 2004
	2003	April 23, 2004
<b>Aircraft movement statistics: Small airports</b>	December 2003	April 20, 2004
<b>Annual Survey of Advertising and Related Services</b>	2002	April 16, 2004
<b>Annual Survey of Consumer Goods and General Rental Centres</b>	2002	April 20, 2004
<b>Annual survey of water carriers</b>	2002	April 1, 2004
<b>Annual wholesale trade</b>	2002	April 16, 2004
<b>Arts, entertainment and recreation services</b>	2002	April 30, 2004
<b>Asphalt roofing</b>	February 2004	April 2, 2004
	March 2004	April 28, 2004
<b>Births</b>	2002	April 19, 2004
<b>Building permits</b>	February 2004	April 6, 2004
<b>Business Conditions Survey: Manufacturing industries</b>	April 2004	April 29, 2004
<b>Canada's International Transactions in Securities</b>	February 2004	April 20, 2004
<b>Canadian Economic Observer</b>	April 2004	April 22, 2004
<b>Canadian international merchandise trade</b>	February 2004	April 14, 2004
<b>Cement</b>	February 2004	April 5, 2004
<b>Cereals and Oilseeds Review</b>	February 2004	April 23, 2004
<b>Coal and coke statistics</b>	January 2004	April 1, 2004
<b>Commercial software price index</b>	January 2004	April 8, 2004
<b>Computer and Peripherals Price Indexes</b>	February 2004	April 30, 2004
<b>Consolidated government finance: assets and liabilities</b>	March 31, 2002	April 6, 2004



# INDEX: April 2004

Subject	Reference period	Release date
<b>Construction type plywood</b>	January 2004	April 2, 2004
	February 2004	April 29, 2004
<b>Construction Union Wage Rate Index</b>	March 2004	April 20, 2004
<b>Consumer Price Index</b>	March 2004	April 20, 2004
<b>Crude oil and natural gas</b>	February 2004	April 22, 2004
	February 2004	April 29, 2004
<b>Crushing statistics</b>	March 2004	April 23, 2004
<b>Dairy statistics</b>	February 2004	April 15, 2004
<b>Deliveries of major grains</b>	March 2004	April 23, 2004
<b>Domestic sales of refined petroleum products</b>	February 2004	April 5, 2004
<b>Domestic travel</b>	1999	April 14, 2004
<b>Education Matters: A new online publication</b>		April 30, 2004
<b>Electric power statistics</b>	January 2004	April 1, 2004
<b>Electronic commerce and technology</b>	2003	April 16, 2004
<b>Employer pension plans (trusteed pension funds)</b>	2002 biennial census	April 20, 2004
<b>Employment insurance</b>	February 2004	April 27, 2004
<b>Energy conservation and environmental management practices in businesses</b>	2002	April 28, 2004
<b>Energy consumption by manufacturing industries</b>	1990 and 1995 to 2002	April 16, 2004
<b>Export and import price indexes</b>	February 2004	April 14, 2004
<b>Farm Product Price Index</b>	February 2004	April 26, 2004
<b>Farm product prices</b>	February 2004	April 7, 2004
<b>Farming operating revenues and expenses</b>	2002 (final estimates)	April 2, 2004
<b>Federal electoral districts (2003 representation order) cartographic boundary file</b>	March 2004	April 2, 2004
<b>Greenhouse, Sod and Nursery Industries</b>	2003	April 23, 2004
<b>Gross Domestic Product by Industry</b>	February 2004	April 30, 2004
<b>Hog inventories</b>	First quarter 2004	April 29, 2004
<b>Industrial Chemicals and Synthetic Resins</b>	February 2004	April 15, 2004
<b>Industrial product and raw materials price indexes</b>	March 2004	April 29, 2004
<b>International Travel</b>	2002	April 28, 2004
<b>Investment in non-residential building construction</b>	First quarter 2004	April 13, 2004
<b>Labour Force Survey</b>	March 2004	April 8, 2004
<b>Leading indicators</b>	March 2004	April 21, 2004
<b>Local government finance: assets and liabilities</b>	As of December 31, 2001	April 6, 2004

# INDEX: April 2004

Subject	Reference period	Release date
<b>Low income in census metropolitan areas</b>	1980 to 2000	April 7, 2004
<b>March intentions of principal field crops</b>	March 2004	April 23, 2004
<b>Mineral wool including fibrous glass insulation</b>	February 2004	April 5, 2004
<b>Monthly Railway Carloadings</b>	February 2004	April 22, 2004
<b>Monthly Survey of Large Retailers</b>	February 2004	April 23, 2004
<b>Monthly Survey of Manufacturing</b>	February 2004	April 15, 2004
<b>National Graduates Survey: Student debt</b>	Class of 2000	April 26, 2004
<b>National Population Health Survey, health care institutions component</b>	2000/01	April 14, 2004
<b>Natural gas liquids and liquefied petroleum gases</b>	September 2003	April 7, 2004
<b>Natural gas sales</b>	February 2004	April 22, 2004
<b>New housing price index</b>	February 2004	April 13, 2004
<b>New Motor Vehicle Sales</b>	February 2004	April 19, 2004
<b>Particleboard, Oriented Strandboard and Fibreboard</b>	February 2004	April 26, 2004
<b>Payroll employment, earnings and hours</b>	February 2004	April 29, 2004
<b>Perspectives on Labour and Income</b>	April 2004 online issue	April 21, 2004
<b>Pipeline transportation of crude oil and refined petroleum products</b>	November 2003	April 27, 2004
<b>Placement of hatchery chicks and turkey poult</b>	March 2004	April 27, 2004
<b>Primary iron and steel</b>	January 2004 February 2004	April 5, 2004 April 21, 2004
<b>Production and disposition of tobacco products</b>	February 2004	April 1, 2004
<b>Production of eggs and poultry</b>	February 2004	April 8, 2004
<b>Provincial and territorial gross domestic product</b>	2003	April 28, 2004
<b>Quarterly Retail Commodity Survey</b>	2003 and fourth quarter 2003	April 21, 2004
<b>Refined petroleum products</b>	February 2004 December 2003	April 15, 2004 April 28, 2004
<b>Research Data Centres: Information and Technical Bulletin</b>		April 15, 2004
<b>Retail Trade</b>	February 2004	April 27, 2004
<b>Sawmills and planing mills</b>	January 2004 February 2004	April 5, 2004 April 26, 2004
<b>Steel pipe and tubing</b>	February 2004	April 13, 2004
<b>Steel primary forms, weekly data</b>	Week ending March 27, 2004 Week ending April 3, 2004 Week ending April 10, 2004 Week ending April 17, 2004 Week ending April 24, 2004	April 2, 2004 April 13, 2004 April 16, 2004 April 22, 2004 April 30, 2004

**INDEX: April 2004**

---

Subject	Reference period	Release date
<hr/>		
<b>Steel wire and specified wire products</b>	February 2004	April 8, 2004
<b>Stillbirths</b>	2002	April 19, 2004
<b>Stocks of Frozen and Chilled Meats</b>	April 2004	April 29, 2004
<b>Stocks of frozen poultry meat</b>	April 1, 2004	April 21, 2004
<b>Study: Birth outcomes in British Columbia</b>	1981 to 2000	April 19, 2004
<b>Study: Changing Trade Barriers and Canadian Firms: Survival and Exit After the Canada-US Free Trade Agreement</b>		April 28, 2004
<b>Study: Long-term unemployment</b>	1976 to 2003	April 21, 2004
<b>Telecommunications statistics</b>	2003 and fourth quarter 2003	April 13, 2004
<b>The economy: Year-end review</b>	2003	April 14, 2004
<b>Travel between Canada and other countries</b>	February 2004	April 20, 2004
<b>Trucking industry</b>	2002	April 2, 2004
<b>Wholesale Trade</b>	February 2004	April 27, 2004
<b>Youth in Transition Survey</b>	2002	April 5, 2004

---