



The Daily

Statistics Canada

Monday, June 21, 2004

Released at 8:30 a.m. Eastern time

MAJOR RELEASES

There are no major releases today.

OTHER RELEASES

Deliveries of major grains, May 2004	2
Crushing statistics, May 2004	2
Cereals and oilseeds review, April 2004	2
Primary iron and steel, April 2004	2

NEW PRODUCTS

Infomat: An electronic publication from Statistics Canada

Too busy to track all the facts and figures from Statistics Canada each day? Need a one-stop overview of emerging trends? Then *Infomat* is just the solution.

This online product provides crisp, tightly written articles that analyse trends and provide perspective on the latest social and economic issues. For more detailed information, hyperlinks take you to *The Daily* and many other Agency publications. The weekly feature Spotlight takes an in-depth look at issues, such as technology, health, education and the labour market.

Infomat (11-002-XIE, \$100 for a one-year subscription), the weekly digest of Statistics Canada's latest news release, is available every Tuesday in an electronic format. Want to have a look at *Infomat*? We're offering free access to the April 27, 2004 issue.

For more information on *Infomat*, contact John Flanders (613-951-8292), Communications Division. For help in subscribing to *Infomat*, contact the Electronic Products Help Line (1-877-949-9492) free of charge.



OTHER RELEASES

Deliveries of major grains

May 2004

Data on May grain deliveries are now available.

Available on CANSIM: table 001-0001.

Definitions, data sources and methods: survey numbers, including related surveys, 3403, 3404 and 3443.

The May 2004 issue of the *Cereals and oilseeds review* (22-007-XIB, \$12/\$120) will be available in July.

For more information, contact Client Services, Agriculture Division (1-800-465-1991; agriculture@statcan.ca). To enquire about the concepts, methods or data quality of this release, contact Susan Anderson (613) 951-3859; (sue.anderson@statcan.ca). ■

Crushing statistics

May 2004

Canadian oilseed processors crushed 280,722 metric tonnes of canola in May, according to the monthly survey of crushing plants. Oil production last month totalled 115,596 tonnes and meal production, 174,496 tonnes.

Canola crushings reached a record high for the month of May. With just two months remaining in the crop year, canola crushings continue at a record pace.

Available on CANSIM: table 001-0005.

Definitions, data sources and methods: survey number 3404.

The May 2004 issue of *Cereals and oilseeds review* (22-007-XIB, \$12/\$120) will be available in July.

For general information, contact Client Services (1-800-465-1991; agriculture@statcan.ca). To enquire about the concepts, methods and data quality of this release, contact Karen Gray (204-983-2856, karen.gray@statcan.ca), Agriculture Division. ■

Cereals and oilseeds review

April 2004

Weather was one of the main interests for grain markets in May, as farmers in both the United States and Canada

seeded their 2004 crops and production forecasts began to emerge.

Despite tight global fundamental indicators, Chicago corn and soybean futures' prices slid lower during May, a result of record US production forecasts by the US Department of Agriculture amid excellent seeding progress and germination conditions. Soybean futures prices plummeted on rumours that Bunge, the world's largest processor of soybeans, might import soybean oil and meal from South America. Cancellations of Chinese imports from Brazil and higher plantings of soybeans on land originally seeded to corn in the midwestern United States weighed further on soybean prices.

At the Winnipeg Commodity Exchange, canola futures prices continued to tumble, losing about \$40 a metric tonne after the US mid-month release of production forecasts. Canola prices were pushed down by the spillover effect from Chicago soybeans, less concern about the severity of moisture issues on the Prairies and weak Malaysian palm oil futures prices.

Data from the April 2004 issue of the *Cereals and oilseeds review* are now available, including those on production, stocks, prices, domestic processing, exports, farmers' deliveries, and supply-disposition analyses.

The May situation report, an overview of current market conditions, both domestic and international, is also included in the April issue of the *Cereals and oilseeds review* (22-007-XIB, \$12/\$120), which will be available soon.

For general information, contact Client Services (1-800-465-1991; agriculture@statcan.ca). To enquire about the concepts, methods or data quality of this release, contact Les Macartney (613-951-8714) les.macartney@statcan.ca, Agriculture Division. ■

Primary iron and steel

April 2004

Data on primary iron and steel for April are now available.

Available on CANSIM: table 303-0010.

Definitions, data sources and methods: survey numbers, including related surveys, 2106, 2116 and 2184.

The April 2004 issue of *Primary iron and steel*, Vol 59, no 4 (41-001-XIB, \$6/\$51) is now available. See *How to order products*.

For more information, or to enquire about the concepts, methods or data quality of this release, contact the dissemination officer (1-866-873-8789; manufact@statcan.ca) Manufacturing, Construction and Energy Division. 613-951-9497; ■

NEW PRODUCTS

National income and expenditure accounts, quarterly estimates, First quarter 2004, Vol. 52, no. 1
Catalogue number **13-001-XIB** (\$36/\$117).

Primary iron and steel, April 2004, Vol. 59, no. 4
Catalogue number **41-001-XIB** (\$6/\$51).

Work absence rates, 2003
Catalogue number **71-211-XIE** (\$38).

Annual estimates of employment, earnings and hours based on the North American Industrial Classification System (NAICS), 1991-2003
Catalogue number **72F0023XCB** (\$160).

Income research paper series: Entry-exit component of labour interview for January 2003 and income interview for May 2003: Survey of Labour and Income Dynamics, 2003, no. 6
Catalogue number **75F0002MIE2004006** (free).

Income research paper series: SLID labour interview questionnaire, January 2003: Survey of Labour and Income Dynamics, 2003, no. 7
Catalogue number **75F0002MIE2004007** (free).

All prices are in Canadian dollars and exclude sales tax. Additional shipping charges apply for delivery outside Canada.

Catalogue numbers with an -XIB or an -XIE extension are Internet versions; those with -XMB or -XME are microfiche; -XPB or -XPE are paper versions; -XDB or -XDE are electronic versions on diskette and -XCB or -XCE are electronic versions on compact disc.

How to order products

Order products by phone:

Please refer to the • Title • Catalogue number • Volume number • Issue number • Your VISA or MasterCard number.

In Canada and the United States call:

1-800-267-6677

From other countries call:

1-613-951-7277

To fax your order:

1-877-287-4369

Address changes or account inquiries:


1-800-700-1033

To order a product by mail write: Statistics Canada, Circulation Management, Dissemination Division, Ottawa, K1A 0T6. Include a cheque or money order payable to **Receiver General of Canada/Publications**. Canadian customers add 7% GST and applicable PST.

To order by Internet: write to infostats@statcan.ca or download an electronic version by accessing Statistics Canada's website (www.statcan.ca). From the *Our products and services* page, under *Browse our Internet publications*, choose *For sale*.

Authorized agents and bookstores also carry Statistics Canada's catalogued publications.

Design 1 - 2004 (F) Catalog 11-001-XIE 11-001-XIE 0001-0101



Statistics Canada

Thursday, June 3, 1997
For release at 8:30 a.m.



MAJOR RELEASES

- **Urban transit, 1995** 2
Despite the emphasis on taking urban transit, Canadians are using it less and less. In 1996, each Canadian took an average of about six trips on some form of urban transit, the lowest level in the past 25 years.
- **Productivity, hourly compensation and unit labour cost, 1995** 4
Growth in productivity among Canadian businesses was noticeably weak again in 1996, accompanied by sluggish gains in employment and slow economic growth during the year.

OTHER RELEASES

- Map-based index, May 1997 3
- Short-term Expectations Survey 8
- Steel primary forms, week ending May 31, 1997 12
- Egg production, Apr 1997 12

PUBLICATIONS RELEASED 11



Statistics Canada's official release bulletin

Catalogue 11-001-XIE.

Published each working day by the Communications Division, Statistics Canada, 10-H, R.H. Coats Bldg., Tunney's Pasture, Ottawa, Ontario K1A 0T6.

To access *The Daily* on the Internet, visit our site at <http://www.statcan.ca>. To receive *The Daily* each morning by e-mail, send an e-mail message to listproc@statcan.ca. Leave the subject line blank. In the body of the message, type "subscribe daily firstname lastname".

Published by authority of the Minister responsible for Statistics Canada. © Minister of Industry, 2004. Citation in newspaper, magazine, radio, and television reporting is permitted subject to the requirement that Statistics Canada is acknowledged as the source. Any other reproduction is permitted subject to the requirement that Statistics Canada is acknowledged as the source on all copies as follows: Statistics Canada, *The Daily*, catalogue 11-001-XIE, along with date and page references.