



The Daily

Statistics Canada

Friday, July 2, 2004

Released at 8:30 a.m. Eastern time

MAJOR RELEASES

There are no major releases today.

OTHER RELEASES

Domestic sales of refined petroleum products, May 2004	2
Electric power statistics, April 2004	3
Coal and coke statistics, April 2004	3
Mineral wool including fibrous glass insulation, May 2004	3
Natural gas liquids and liquefied petroleum gases, December 2003	3

NEW PRODUCTS

4

RELEASE DATES: July 5 to 9

6

INDEX: June 2004



OTHER RELEASES

Domestic sales of refined petroleum products

May 2004 (Preliminary)

Sales of refined petroleum products totaled 8 616 800 cubic metres in May, up 1.8% from May 2003. Sales increased in four of the seven major product groups, with aviation turbo fuel oil up 75 800 cubic metres or 12.6%. Motor gasoline rose 48 500 cubic metres or 1.4% and heavy fuel oil was up 61 700 cubic metres or 8.6%.

Sales of regular non-leaded (+3.4%) rose while premium (-14.5%) and mid-grade (-11.9%) fell from May 2003.

Year-to-date sales of refined petroleum products at the end of May reached 41 504 400 cubic metres,

up 4.4% from the same period of 2003. Sales rose in five of the seven major product groups, with the largest increase in motor gasoline (+434 800 cubic metres or +2.7%).

Preliminary domestic sales of refined petroleum products data is no longer available on CANSIM.

Definitions, data sources and methods: survey number 2150.

For more information, or to inquire about the concepts, methods or data quality of this release, contact the dissemination officer (1-866-873-8789; 613-951-9497; energ@statcan.ca), Manufacturing, Construction and Energy Division.

Sales of refined petroleum products

	May 2003 ^r	May 2004 ^p	May 2003 to May 2004
	Thousands of cubic metres		% change
Total, all products	8 463.2	8 616.8	1.8
Motor gasoline	3 387.8	3 436.3	1.4
Diesel fuel oil	2 126.8	2 121.8	-0.2
Light fuel oil	288.2	284.1	-1.4
Heavy fuel oil	719.2	780.9	8.6
Aviation turbo fuels	600.4	676.2	12.6
Petrochemical feedstocks ¹	437.5	452.4	3.4
All other refined products	903.3	865.3	-4.2

	Jan. to May 2003 ^r	Jan. to May 2004 ^p	Jan.-May 2003 to Jan.-May 2004
	Thousands of cubic metres		% change
Total, all products	39 760.5	41 504.4	4.4
Motor gasoline	15 954.8	16 389.6	2.7
Diesel fuel oil	9 496.3	9 902.8	4.3
Light fuel oil	3 020.9	2 894.6	-4.2
Heavy fuel oil	3 384.3	3 267.2	-3.5
Aviation turbo fuels	2 417.7	2 668.4	10.4
Petrochemical feedstocks ¹	1 869.3	2 005.0	7.3
All other refined products	3 617.2	4 457.9	23.2

^r Revised figures.

^p Preliminary figures.

1. Materials produced by refineries that are used by the petrochemical industry to produce chemicals, synthetic rubber and a variety of plastics.

Electric power statistics

April 2004

Data on electric power are now available for April.

Available on CANSIM: table 127-0001.

Definitions, data sources and methods: survey number 2151.

For more information, or to enquire about the concepts, methods or data quality of this release, contact the dissemination officer (1-866-873-8789; 613-951-9497; energ@statcan.ca), Manufacturing, Construction and Energy Division. ■

Coal and coke statistics

April 2004

Data on coal and coke are now available for April.

Available on CANSIM: table 303-0016.

Definitions, data sources and methods: survey numbers, including related surveys, 2003 and 2147.

For more information, or to enquire about the concepts, methods or data quality of this release, contact the dissemination officer (1-866-873-8789; 613-951-9497; energ@statcan.ca), Manufacturing, Construction and Energy Division. ■

Mineral wool including fibrous glass insulation

May 2004

Data on mineral wool including fibrous glass insulation are now available for May.

Available on CANSIM: table 303-0004.

Definitions, data sources and methods: survey number 2110.

The April 2004 issue of *Mineral Wool Including Fibrous Glass Insulation*, Vol. 56, no. 5 (44-004-XIB, \$6/\$51) is now available. See *How to order our products*.

For more information, or to enquire about the concepts, methods or data quality of this release, contact the dissemination officer (1-866-873-8789; 613-951-9497; manufact@statcan.ca), Manufacturing, Construction and Energy Division. ■

Natural gas liquids and liquefied petroleum gases

December 2003

Data on the supply and demand for natural gas liquids and liquefied petroleum gases are now available for December 2003.

Available on CANSIM: table 132-0001.

Definitions, data sources and methods: survey number 7524.

For more information, or to inquire about the concepts, methods or data quality of this release, contact the dissemination officer (1-866-873-8789; 613-951-9497; energ@statcan.ca), Manufacturing, Construction and Energy Division. ■

NEW PRODUCTS

Analytical Studies Branch research paper series :
Recent immigration and the formation of visible minority neighbourhoods in Canada's large cities,
no. 221
Catalogue number 11F0019MIE2004221
(free).

Mineral wool including fibrous glass insulation,
May 2004, Vol. 56, no. 5
Catalogue number 44-004-XIB (\$6/\$51).

Canadian Foreign Post Indexes, July 2004
Catalogue number 62-013-XIE
(free).

Exports by commodity, April 2004, Vol. 61, no. 4
Catalogue number 65-004-XMB (\$40/\$387).

Exports by commodity, April 2004, Vol. 61, no. 4
Catalogue number 65-004-XPB (\$84/\$828).

Health regions: boundaries and correspondence with census geography, 2003
Catalogue number 82-402-XIE
(free).

National Longitudinal Survey of Children: overview of survey instruments, 2000-2001, cycle 4
Catalogue number 89F0078XIE
(free).

All prices are in Canadian dollars and exclude sales tax. Additional shipping charges apply for delivery outside Canada.

Catalogue numbers with an -XIB or an -XIE extension are Internet versions; those with -XMB or -XME are microfiche; -XPB or -XPE are paper versions; -XDB or -XDE are electronic versions on diskette and -XCB or -XCE are electronic versions on compact disc.

How to order products

Order products by phone:

Please refer to the • Title • Catalogue number • Volume number • Issue number • Your credit card number.

In Canada and the United States call:

1-800-267-6677

From other countries call:

1-613-951-7277

To fax your order:

1-877-287-4369

Address changes or account inquiries:




1-800-700-1033

To order a product by mail write: Statistics Canada, Circulation Management, Dissemination Division, Ottawa, K1A 0T6.

Include a cheque or money order payable to **Receiver General of Canada/Publications**. Canadian customers add 7% GST and applicable PST.

To order by Internet: write to infostats@statcan.ca or download an electronic version by accessing Statistics Canada's website (www.statcan.ca). From the *Our products and services* page, under *Browse our Internet publications*, choose *For sale*.

Authorized agents and bookstores also carry Statistics Canada's catalogued publications.

Catalogue 11-001-XIE (F) English 11-001-XIE04-0007-0-015	
 The Daily	
Statistics Canada	
Thursday, June 3, 1997 For release at 9:30 a.m.	
MAJOR RELEASES	
● Urban transit, 1995 Despite the emphasis on taking urban transit, Canadians are using it less and less. In 1996, each Canadian took an average of about six trips on some form of urban transit, the lowest level in the past 25 years.	2
● Productivity, hourly compensation and unit labour cost, 1995 Growth in productivity among Canadian businesses also noticeably weak again in 1996 accompanied by sluggish gains in employment and slow economic growth during the year.	4
OTHER RELEASES	
Map-warmed Index, May 1997	3
Short-term Expectations Survey	9
Steel primary forms, week ending May 31, 1997	12
Egg production, Apr. 1997	13
PUBLICATIONS RELEASED	11
 	

Statistics Canada's official release bulletin

Catalogue 11-001-XIE.

Published each working day by the Communications Division, Statistics Canada, 10-H, R.H. Coats Bldg., Tunney's Pasture, Ottawa, Ontario K1A 0T6.

To access *The Daily* on the Internet, visit our site at <http://www.statcan.ca>. To receive *The Daily* each morning by e-mail, send an e-mail message to listproc@statcan.ca. Leave the subject line blank. In the body of the message, type "subscribe daily firstname lastname".

Published by authority of the Minister responsible for Statistics Canada. © Minister of Industry, 2004. Citation in newspaper, magazine, radio, and television reporting is permitted subject to the requirement that Statistics Canada is acknowledged as the source. Any other reproduction is permitted subject to the requirement that Statistics Canada is acknowledged as the source on all copies as follows: Statistics Canada, *The Daily*, catalogue 11-001-XIE, along with date and page references.

The Daily, July 2, 2004

RELEASE DATES: JULY 5 TO 9

(Release dates are subject to change.)

Release date	Title	Reference period
6	Family Violence	2004
6	General Social Survey: Social engagement	2003
7	Building permits	May 2004
8	Household Internet Use Survey	2003
9	Aboriginal Peoples Survey: Children who live in non-reserve areas	2001
9	Labour Force Survey	June 2004
9	New Housing Price Index	May 2004



The Daily

Statistics Canada

INDEX

June 2004

Subject	Reference period	Release date
2001 Census topic-based tabulations		June 16, 2004
Aircraft movement statistics	May 2004	June 22, 2004
Aircraft movement statistics: Major airports	March 2004	June 10, 2004
Aircraft movement statistics: Small airports	February 2004 March 2004	June 3, 2004 June 30, 2004
Annual survey of automotive equipment rental and leasing	2002	June 28, 2004
Annual survey of automotive equipment rental and leasing: erratum	2002	June 29, 2004
Annual Survey of Commercial and Industrial Machinery and Equipment Rental and Leasing	2002	June 30, 2004
Annual Survey of Manufactures	2000, 2001 and 2002	June 16, 2004
Asphalt Roofing	April 2004 May 2004	June 4, 2004 June 23, 2004
Building permits	April 2004	June 7, 2004
Canada food stats		June 25, 2004
Canada's international investment position	First quarter 2004	June 16, 2004
Canada's international transactions in securities	April 2004	June 17, 2004
Canada's Trade with China	1995 to 2004	June 8, 2004
Canadian Agriculture at a Glance	2004	June 9, 2004
Canadian Community Health Survey	2003	June 15, 2004
Canadian economic accounts	First quarter 2004	June 24, 2004
Canadian economic observer	June 2004	June 17, 2004
Canadian International Merchandise Trade	April 2004	June 11, 2004
Canadian Social Trends	Summer 2004	June 8, 2004
Capital expenditures by type of asset	2001 and 2002	June 17, 2004
Cement	April 2004	June 10, 2004



INDEX: June 2004

Subject	Reference period	Release date
Cereals and oilseeds review	April 2004	June 21, 2004
Coal and coke statistics	March 2004	June 1, 2004
Commercial Software Price Index	April 2004	June 11, 2004
Computer and Peripherals Price Indexes	April 2004	June 30, 2004
Construction Type Plywood	March 2004	June 7, 2004
	April 2004	June 30, 2004
Construction Union Wage Rate Index	May 2004	June 17, 2004
Consumer Price Index	May 2004	June 22, 2004
Crude oil and natural gas	March 2004	June 2, 2004
	April 2004	June 22, 2004
	April 2004	June 28, 2004
Crushing statistics	May 2004	June 21, 2004
Dairy statistics	April 2004	June 14, 2004
Deliveries of major grains	May 2004	June 21, 2004
Demographic statistics		June 23, 2004
Domestic sales of refined petroleum products	April 2004	June 7, 2004
Domestic travel	Fourth quarter 2003 and annual 2003	June 7, 2004
Education Matters	June 2004	June 23, 2004
Electric power statistics	March 2004	June 1, 2004
Employer pension plans (trusteed pension funds)	Fourth quarter 2003	June 24, 2004
Employment Insurance	April 2004	June 29, 2004
Employment Insurance Coverage Survey	2003	June 22, 2004
Export and import price indexes	April 2004	June 11, 2004
Farm Input Price Index	2003	June 1, 2004
Farm Product Price Index	March 2004	June 2, 2004
	April 2004	June 22, 2004
Farm product prices	April 2004	June 7, 2004
Financial statistics for enterprises	First quarter 2004	June 3, 2004
Flows and stocks of fixed residential capital	2003	June 15, 2004
Food services and drinking places	2002	June 25, 2004
For-hire motor carriers of freight, top carriers	First quarter 2004	June 16, 2004
For-Hire Trucking (Commodity Origin and Destination) Survey	First and second quarters 2003	June 2, 2004
Fruit and vegetable production	2004	June 11, 2004
Government finance	2003/04	June 18, 2004
Gross Domestic Product by Industry	April 2004	June 30, 2004
Health indicators	2004, no. 1	June 15, 2004
Health Services Access Survey	2003	June 30, 2004
Immigrants in rural Canada: an update	1981 to 2002	June 15, 2004
Industrial capacity utilization rates	First quarter of 2004	June 10, 2004
Industrial Chemicals and Synthetic Resins	April 2004	June 14, 2004

INDEX: June 2004

Subject	Reference period	Release date
Industrial product and raw materials price indexes	May 2004	June 29, 2004
Infomat: An electronic publication from Statistics Canada		June 21, 2004
Information and Communications Technologies in Schools Survey	2003/04 school year	June 10, 2004
Innovation analysis bulletin	June 2004	June 30, 2004
Investment in non-residential building	First quarter 2004	June 9, 2004
Joint Canada/United States Survey of Health	2002/03	June 2, 2004
Labour Force Survey	May 2004	June 4, 2004
Labour productivity, hourly compensation and unit labour cost	First quarter 2004	June 11, 2004
Leading indicators	May 2004	June 22, 2004
Longitudinal Employment Analysis Program file	2001	June 4, 2004
Maintenance and repair expenditures in housing	2003	June 28, 2004
Mineral Wool Including Fibrous Glass Insulation	April 2004	June 4, 2004
Monthly railway carloadings	April 2004	June 24, 2004
Monthly Survey of Large Retailers	April 2004	June 18, 2004
Monthly Survey of Manufacturing	April 2004	June 15, 2004
Movie theatres and drive-ins	2002/03	June 28, 2004
National balance sheet accounts	First quarter, 2004	June 24, 2004
National tourism indicators	First quarter 2004	June 28, 2004
Natural gas sales	April 2004	June 23, 2004
New Housing Price Index	April 2004	June 10, 2004
New Motor Vehicle Sales	April 2004	June 14, 2004
Particleboard, Oriented Strandboard and Fibreboard	March 2004	June 3, 2004
	April 2004	June 29, 2004
Payroll employment, earnings and hours	April 2004	June 24, 2004
Perspectives on Labour and Income	Summer 2004	June 14, 2004
Pilot survey of hate crime	2001 and 2002	June 1, 2004
Placement of hatchery chicks and turkey poults	May 2004	June 25, 2004
Population of businesses with employees	First quarter 2004	June 1, 2004
Preliminary Estimates of Principal Field Crops Areas	2004	June 29, 2004
Primary Iron and Steel	March 2004	June 2, 2004
	April 2004	June 21, 2004
Production and Disposition of Tobacco Products	April 2004	June 3, 2004
Production of eggs and poultry	April 2004	June 8, 2004

INDEX: June 2004

Subject	Reference period	Release date
Refined Petroleum Products	February 2004	June 10, 2004
	April 2004	June 16, 2004
Residential construction investment	First quarter 2004	June 1, 2004
Restaurants, caterers and taverns	March 2004	June 8, 2004
Retail trade	April 2004	June 25, 2004
Sawmills and Planing Mills	March 2004	June 3, 2004
Shifts in consumer spending	1981 to 2003	June 23, 2004
Shipments of Solid Fuel Burning Heating Products	First quarter 2004	June 2, 2004
Spending patterns in Canada	2002	June 18, 2004
Steel pipe and tubing	April 2004	June 14, 2004
Steel primary forms, weekly data	Week ending May 29, 2004	June 4, 2004
	Week ending June 5, 2004	June 11, 2004
	Week ending June 12, 2004	June 18, 2004
	Week ending June 19, 2004	June 25, 2004
Steel Wire and Specified Wire Products	March 2004	June 4, 2004
	April 2004	June 15, 2004
Stocks of frozen and chilled meats	June 2004	June 24, 2004
Stocks of frozen poultry meat	June 1, 2004	June 17, 2004
Study: Immigrants settling for less?	1991 to 2001	June 23, 2004
Study: Literacy scores, human capital and growth	1960 to 1995	June 22, 2004
Study: Manure management	2001	June 28, 2004
Study: Mixed unions	1991 to 2001	June 8, 2004
Study: Potential impact of mad cow disease on farm family income		June 18, 2004
Study: The soaring loonie and consumer prices	2003	June 24, 2004
Survey of Information Technology Occupations	2002	June 7, 2004
Television broadcasting	2003	June 8, 2004
Travel Arrangement Services	2002	June 29, 2004
Travel between Canada and other countries	April 2004	June 17, 2004
Waste management industry: Business and government sectors	2002	June 16, 2004
Wholesale trade	April 2004	June 23, 2004
Youth in Transition Survey: Education and labour market pathways of young adults	2002	June 16, 2004
Youth Smoking Survey	2002	June 14, 2004