



# The Daily

Statistics Canada

**Tuesday, August 3, 2004**

Released at 8:30 a.m. Eastern time

---

## MAJOR RELEASES

---

There are no major releases today.

---

## OTHER RELEASES

---

Production and Disposition of Tobacco Products, June 2004	2
Coal and coke statistics, May 2004	2
Electric power statistics, May 2004	2

---

## NEW PRODUCTS

---

3

---

---

## INDEX: July 2004

---



---

## OTHER RELEASES

---

### **Production and Disposition of Tobacco Products**

June 2004

Total cigarettes sold in June by Canadian manufacturers increased 3% from May to 3.3 billion cigarettes, but declined 2% from the level observed in June 2003.

Cigarette production for June increased 18% from May to 3.8 billion cigarettes, an increase of 1% from the level observed last June.

At 4.3 billion cigarettes, the level of closing inventories for June increased by 7% from May, but declined 8% over the level recorded in June 2003.

**Available on CANSIM: table 303-0007.**

**Definitions, data sources and methods: survey number 2142.**

The June 2004 issue of *Production and Disposition of Tobacco Products*, Vol. 33, no. 6 (32-022-XIB, \$6/\$51) is now available. See *How to order products*.

For general information, or to enquire about the concepts, methods or data quality of this release, contact the dissemination officer (1-866-873-8789; 613-951-9497; [manufact@statcan.ca](mailto:manufact@statcan.ca)), Manufacturing, Construction and Energy Division. ■

### **Coal and coke statistics**

May 2004

Data on coal and coke for May are now available.

**Available on CANSIM: table 303-0016.**

**Definitions, data sources and methods: survey numbers, including related surveys, 2003 and 2147.**

For more information, or to enquire about the concepts, methods or data quality of this release, contact the dissemination officer (1-866-873-8789; 613-951-9497; [energ@statcan.ca](mailto:energ@statcan.ca)), Manufacturing, Construction and Energy Division. ■

### **Electric power statistics**

May 2004

Data on electric power for May are now available.

**Available on CANSIM: table 127-0001.**

**Definitions, data sources and methods: survey number 2151.**

For more information, or to enquire about the concepts, methods or data quality of this release, contact the dissemination officer (1-866-873-8789; 613-951-9497; [energ@statcan.ca](mailto:energ@statcan.ca)), Manufacturing, Construction and Energy Division. ■

## NEW PRODUCTS

**Infomat: A Weekly Review**, August 3, 2004  
Catalogue number **11-002-XWE** (\$100).

**Production and Disposition of Tobacco Products**,  
June 2004, Vol. 33, no. 6  
Catalogue number **32-022-XIB** (\$6/\$51).

**Canadian Foreign Post Indexes**, August 2004  
Catalogue number **62-013-XIE**  
(free).

**Employment, Earnings and Hours**, May 2004,  
Vol. 82, no. 5  
Catalogue number **72-002-XIB** (\$26/\$257).

**All prices are in Canadian dollars and exclude sales tax. Additional shipping charges apply for delivery outside Canada.**

Catalogue numbers with an -XIB or an -XIE extension are Internet versions; those with -XMB or -XME are microfiche; -XPB or -XPE are paper versions; -XDB or -XDE are electronic versions on diskette and -XCB or -XCE are electronic versions on compact disc.

### How to order products

#### Order products by phone:

Please refer to the • Title • Catalogue number • Volume number • Issue number • Your credit card number.

In Canada and the United States call:

**1-800-267-6677**

From other countries call:

**1-613-951-7277**

To fax your order:

**1-877-287-4369**

Address changes or account inquiries:

**1-800-700-1033**


**To order a product by mail write:** Statistics Canada, Circulation Management, Dissemination Division, Ottawa, K1A 0T6.

Include a cheque or money order payable to **Receiver General of Canada/Publications**. Canadian customers add 7% GST and applicable PST.

**To order by Internet:** write to [infostats@statcan.ca](mailto:infostats@statcan.ca) or download an electronic version by accessing Statistics Canada's website ([www.statcan.ca](http://www.statcan.ca)). From the *Our products and services* page, under *Browse our Internet publications*, choose *For sale*.

**Authorized agents and bookstores also carry Statistics Canada's catalogued publications.**

Catalogue 11-001-XIE (If you're 15 or older, 11-001-XIE-001-XIE)



Statistics Canada

Thursday, June 9, 1997  
For release at 8:30 a.m.

#### MAJOR RELEASES



- **Urban transit, 1996** 2  
Despite the emphasis on taking urban transit, Canadians are using it less and less. In 1996, each Canadian took an average of about 4.5 trips on some form of urban transit, the lowest level in the past 25 years.
- **Productivity, hourly compensation and unit labour cost, 1996** 4  
Growth in productivity among Canadian businesses was relatively weak again in 1996, accompanied by sluggish gains in employment and slow economic growth during the year.

#### OTHER RELEASES

- **High-wired Index, May 1997** 3
- **Short-term Expectations Survey** 3
- **Steel primary forms, week ending May 31, 1997** 12
- **Egg production, April 1997** 12

#### PUBLICATIONS RELEASED

11

### Statistics Canada's official release bulletin

Catalogue 11-001-XIE.

Published each working day by the Communications Division, Statistics Canada, 10-H, R.H. Coats Bldg., Tunney's Pasture, Ottawa, Ontario K1A 0T6.

To access *The Daily* on the Internet, visit our site at <http://www.statcan.ca>. To receive *The Daily* each morning by e-mail, send an e-mail message to [listproc@statcan.ca](mailto:listproc@statcan.ca). Leave the subject line blank. In the body of the message, type "subscribe daily firstname lastname".

Published by authority of the Minister responsible for Statistics Canada. © Minister of Industry, 2004. Citation in newsprint, magazine, radio, and television reporting is permitted subject to the requirement that Statistics Canada is acknowledged as the source. Any other reproduction is permitted subject to the requirement that Statistics Canada is acknowledged as the source on all copies as follows: Statistics Canada, *The Daily*, catalogue 11-001-XIE, along with date and page references.



# The Daily

## Statistics Canada

### INDEX July 2004

Subject	Reference period	Release date
<b>Construction Union Wage Rate Index</b>	June 2004	July 19, 2004
<b>Energy consumption by manufacturing industries</b>	2002 and 2003	July 5, 2004
<b>For-Hire Trucking (Commodity Origin and Destination) Survey</b>	2003	July 7, 2004
<b>Production and disposition of tobacco products</b>	May 2004	July 5, 2004
<b>Aboriginal Peoples Survey: Children who live in non-reserve areas</b>	2001	July 9, 2004
<b>Agriculture value-added account</b>	2002 and 2003	July 7, 2004
<b>Aircraft Movement Statistics</b>	June 2004	July 22, 2004
<b>Aircraft movement statistics: Major airports</b>	April 2004	July 15, 2004
<b>Aircraft movement statistics: Small airports</b>	April 2004	July 28, 2004
<b>Asphalt Roofing</b>	June 2004	July 28, 2004
<b>Automotive repair and maintenance services</b>	2002	July 29, 2004
<b>Balance sheet of the agricultural sector at December 31</b>	2002 and 2003	July 7, 2004
<b>Biotechnology expenditures by the federal government</b>	2002/03	July 19, 2004
<b>Breaking and Entering in Canada</b>	2002	July 8, 2004
<b>Building Permits</b>	May 2004	July 7, 2004
<b>Business Conditions Survey: Manufacturing industries</b>	July 2004	July 30, 2004
<b>Canada's Food Processing Industry</b>	1992 to 2003	July 30, 2004
<b>Canada's International Transactions in Securities</b>	May 2004	July 19, 2004
<b>Canadian Economic Observer</b>	July 2004	July 22, 2004
<b>Canadian International Merchandise Trade</b>	May 2004	July 13, 2004
<b>Canadian Potato Production</b>	2004	July 16, 2004



# INDEX: July 2004

Subject	Reference period	Release date
<b>Cancer incidence</b>	2002	July 16, 2004
<b>Cement</b>	May 2004	July 9, 2004
<b>Cereals and Oilseeds Review</b>	May 2004	July 21, 2004
<b>Coal and coke statistics</b>	April 2004	July 2, 2004
<b>Commercial Software Price Index</b>	May 2004	July 8, 2004
<b>Computer and Peripherals Price Indexes</b>	May 2004	July 30, 2004
<b>Construction Type Plywood</b>	May 2004	July 22, 2004
<b>Consulting Engineering Services Price Index</b>	2002	July 30, 2004
<b>Consumer Price Index</b>	June 2004	July 16, 2004
<b>Couriers and local messengers industry</b>	2001 and 2002	July 14, 2004
<b>Crime statistics</b>	2003	July 28, 2004
<b>Crude oil and natural gas</b>	May 2004	July 20, 2004
	May 2004	July 27, 2004
<b>Crushing statistics</b>	June 2004	July 21, 2004
<b>Current economic conditions</b>	July 2004	July 22, 2004
<b>Dairy statistics</b>	May 2004	July 14, 2004
<b>Deliveries of major grains</b>	June 2004	July 21, 2004
<b>Domestic sales of refined petroleum products</b>	May 2004	July 2, 2004
	June 2004	July 29, 2004
<b>Electric power statistics</b>	April 2004	July 2, 2004
<b>Employment Insurance</b>	May 2004	July 27, 2004
<b>Export and import price indexes</b>	May 2004	July 13, 2004
<b>Family violence: Demonstration study of sentencing outcomes</b>	2004	July 6, 2004
<b>Farm business cash flows</b>	2002 and 2003	July 7, 2004
<b>Farm Product Price Index</b>	May 2004	July 26, 2004
<b>Farm product prices</b>	May 2004	July 7, 2004
<b>Federal government payments to industry for science and technology</b>	1997/98 to 2001/02	July 15, 2004
<b>Focus on Culture</b>	Vol. 14, no. 4	July 8, 2004
<b>General Social Survey: Social engagement</b>	2003	July 6, 2004
<b>Gross Domestic Product by Industry</b>	May 2004	July 29, 2004
<b>Health Reports: Use of cannabis and other illicit drugs</b>	2002	July 21, 2004
<b>Household Internet Use Survey</b>	2003	July 8, 2004
<b>Industrial Chemicals and Synthetic Resins</b>	May 2004	July 12, 2004
<b>Industrial concentration in the manufacturing sector</b>	2002	July 21, 2004
<b>Industrial product and raw materials price indexes</b>	June 2004	July 29, 2004

## INDEX: July 2004

Subject	Reference period	Release date
<b>Investment in non-residential building construction</b>	Second quarter 2004	July 12, 2004
<b>Labour Force Survey</b>	June 2004	July 9, 2004
<b>Leading indicators</b>	June 2004	July 20, 2004
<b>Longitudinal Administrative Databank</b>	1982 to 2002	July 15, 2004
<b>Mineral wool including fibrous glass insulation</b>	May 2004 June 2004	July 2, 2004 July 28, 2004
<b>Monthly Railway Carloadings</b>	May 2004	July 22, 2004
<b>Monthly Survey of Large Retailers</b>	May 2004	July 19, 2004
<b>Monthly Survey of Manufacturing</b>	May 2004	July 15, 2004
<b>Multifactor productivity</b>	2003	July 14, 2004
<b>Natural gas liquids and liquefied petroleum gases</b>	December 2003	July 2, 2004
<b>Natural gas sales</b>	May 2004	July 23, 2004
<b>New Housing Price Index</b>	May 2004	July 9, 2004
<b>New Motor Vehicle Sales</b>	May 2004	July 15, 2004
<b>Particleboard, Oriented Strandboard and Fibreboard</b>	May 2004	July 16, 2004
<b>Payroll employment, earnings and hours</b>	May 2004	July 28, 2004
<b>Pipeline transportation of crude oil and refined petroleum products</b>	April 2004	July 29, 2004
<b>Placement of hatchery chicks and turkey poults</b>	June 2004	July 27, 2004
<b>Port activity</b>	January to June 2003	July 14, 2004
<b>Postal code conversion file</b>	December 2003	July 30, 2004
<b>Primary Iron and Steel</b>	May 2004	July 20, 2004
<b>Private radio broadcasting</b>	2003	July 5, 2004
<b>Production of eggs and poultry</b>	May 2004	July 6, 2004
<b>Quarterly Retail Commodity Survey</b>	First quarter 2004	July 29, 2004
<b>Radio listening</b>	Fall 2003	July 28, 2004
<b>Refined petroleum products</b>	March 2004 May 2004	July 15, 2004 July 21, 2004
<b>Research and development in the health field</b>	1988 to 2003	July 19, 2004
<b>Restaurants, caterers and taverns</b>	April 2004	July 9, 2004
<b>Retail Trade</b>	May 2004	July 26, 2004
<b>Sawmills and planing mills</b>	April 2004 May 2004	July 5, 2004 July 26, 2004
<b>School board revenues and expenditures</b>	2000	July 5, 2004
<b>Steel pipe and tubing</b>	May 2004	July 9, 2004
<b>Steel primary forms, weekly data</b>	Week ending July 3, 2004 Week ending June 26, 2004 Week ending July 10, 2004 Week ending July 17, 2004 Week ending July 24, 2004	July 9, 2004 July 13, 2004 July 16, 2004 July 23, 2004 July 30, 2004

## INDEX: July 2004

Subject	Reference period	Release date
<b>Steel Wire and Specified Wire Products</b>	May 2004	July 14, 2004
<b>Stocks of Frozen and Chilled Meats</b>	July 2004	July 29, 2004
<b>Stocks of frozen poultry meat</b>	July 1, 2004	July 20, 2004
<b>Study: Competition and productivity growth</b>	1973 to 1997	July 22, 2004
<b>Study: Economic consequences of widowhood</b>	1990 to 2001	July 22, 2004
<b>Study: Effect of changing technology use on plant performance in the manufacturing sector</b>	1993 to 1998	July 27, 2004
<b>Study: Health of Canadians living in census metropolitan areas</b>	2000/01	July 28, 2004
<b>Study: Housing costs of elderly families</b>	1999	July 23, 2004
<b>Study: Saving for post-secondary education</b>	2002	July 23, 2004
<b>Study: Self-Employment Activity in Rural Canada</b>	1981 to 2001	July 23, 2004
<b>Study: Variation in Literacy Skills among Canadian Provinces</b>	2000	July 14, 2004
<b>Total income of farm families</b>	2001	July 6, 2004
<b>Total income of farm operators</b>	2002	July 20, 2004
<b>Travel between Canada and other countries</b>	May 2004	July 20, 2004
<b>Traveller accommodation services price indexes</b>	April to June 2004	July 23, 2004
<b>University enrolment</b>	2001/02	July 30, 2004
<b>Wholesale Trade</b>	May 2004	July 20, 2004