



# The Daily

Statistics Canada

**Friday, April 1, 2005**

Released at 8:30 a.m. Eastern time

---

## Major releases

---

There are no major releases today.

---

## Other releases

---

Automotive equipment rental and leasing, 2003	2
Steel primary forms, weekly data, week ending March 26, 2005	2
Coal and coke statistics, January 2005	2
Electric power statistics, January 2005	2
Mineral wool including fibrous glass insulation, February 2005	2

---

## New products

---

3

---

## Release dates: April 4 to 8

---

4

---

## Index: March 2005

---



---

## Other releases

---

### **Automotive equipment rental and leasing** 2003

The automotive equipment rental and leasing industry earned revenues of \$5.1 billion in 2003, virtually unchanged from 2002. Profits fell, as the profit margin for the industry was 12.0% in 2003 compared with 14.2% in 2002.

Results from the 2003 Annual Survey of Automotive Equipment Rental and Leasing (and revised 2001 and 2002 data) are now available. These data provide information such as the industry's revenue, expenditures, salaries and wages, and profit margin.

**Available on CANSIM: table 352-0008.**

**Definitions, data sources and methods: survey number 2442.**

For more information, or to enquire about the concepts, methods or data quality of this release, contact Candace Brookbank (613-951-5239; fax: 613-951-6696; [candace.brookbank@statcan.ca](mailto:candace.brookbank@statcan.ca)), Service Industries Division. ■

### **Steel primary forms, weekly data** Week ending March 26, 2005 (preliminary)

Steel primary forms production for the week ending March 26 totalled 280 323 metric tonnes, down 8.6% from 306 835 tonnes a week earlier and down 14.0% from 325 944 tonnes in the same week of 2004.

The year-to-date total as of March 26 was 3 747 927 tonnes, down 1.7% from 3 811 828 tonnes in the same period of 2004.

**Definitions, data sources and methods: survey number 2131.**

For more information, or to enquire about the concepts, methods or data quality of this release, contact the dissemination officer (1-866-873-8789; 613-951-9497; [manufact@statcan.ca](mailto:manufact@statcan.ca)), Manufacturing, Construction and Energy Division. ■

### **Coal and coke statistics** January 2005

Data on coal and coke are now available for January.

**Available on CANSIM: table 303-0016.**

**Definitions, data sources and methods: survey numbers, including related surveys, 2003 and 2147.**

For more information, or to enquire about the concepts, methods or data quality of this release, contact the dissemination officer (1-866-873-8789; 613-951-9497; [energ@statcan.ca](mailto:energ@statcan.ca)), Manufacturing, Construction and Energy Division. ■

### **Electric power statistics** January 2005

Data on electric power are now available for January.

**Available on CANSIM: table 127-0001.**

**Definitions, data sources and methods: survey number 2151.**

For more information, or to enquire about the concepts, methods or data quality of this release, contact the dissemination officer (1-866-873-8789; 613-951-9497; [energ@statcan.ca](mailto:energ@statcan.ca)), Manufacturing, Construction and Energy Division. ■

### **Mineral wool including fibrous glass insulation** February 2005

Data on mineral wool including fibrous glass insulation are now available for February.

**Available on CANSIM: table 303-0059.**

**Definitions, data sources and methods: survey number 2110.**

For more information, or to enquire about the concepts, methods or data quality of this release, contact the dissemination officer (1-866-873-8789; 613-951-9497; [manufact@statcan.ca](mailto:manufact@statcan.ca)), Manufacturing, Construction and Energy Division. ■

## New products

Canada's International Trade in Services, 2003  
Catalogue number 67-203-XIE (\$35).

All prices are in Canadian dollars and exclude sales tax. Additional shipping charges apply for delivery outside Canada.

Work Absence Rates, 2004  
Catalogue number 71-211-XIE (\$38).

Catalogue numbers with an -XWE, -XIB or an -XIE extension are Internet versions; those with -XMB or -XME are microfiche; -XPB or -XPE are paper versions; -XDB or -XDE are electronic versions on diskette and -XCB or -XCE are electronic versions on compact disc.

### How to order products

**To order by phone, please refer to:**

- The title
- The catalogue number
- The volume number
- The issue number
- Your credit card number.


From Canada and the United States, call: **1-800-267-6677**  
From other countries, call: **1-613-951-7277**  
To fax your order, call: **1-877-287-4369**  
For address changes or account inquiries, call: **1-800-700-1033**

**To order by mail, write to:** Statistics Canada, Circulation Management, Dissemination Division, Ottawa, K1A 0T6.  
Include a cheque or money order payable to **Receiver General of Canada/Publications**. Canadian customers add 7% GST and applicable PST.

**To order by Internet, write to:** [infostats@statcan.ca](mailto:infostats@statcan.ca) or download an electronic version by accessing Statistics Canada's website ([www.statcan.ca](http://www.statcan.ca)). From the *Our products and services* page, under *Browse our Internet publications*, choose *For sale*.

**Authorized agents and bookstores also carry Statistics Canada's catalogued publications.**

Catalogue 11-001-XIE (Printed 11/01/01) ISBN 0957-5445



Thursday, June 9, 1997  
For release at 8:30 a.m.



**MAJOR RELEASES**

- **Urban transit, 1995** 2  
Changes in expenditure on taking urban transit; Canadians are riding it less and less. In 1996, each Canadian took an average of about 40 trips on some form of urban transit, the lowest level in the past 20 years.
- **Productivity, hourly compensation and unit labour cost, 1996** 4  
Growth in productivity among Canadian businesses was relatively weak again in 1996 accompanied by sluggish gains in employment and slow economic growth during the year.

**OTHER RELEASES**

- **High-waged index, May 1997** 3
- **Short-term Expectations Survey** 2
- **Steel primary forms, week ending May 31, 1997** 12
- **Egg production, April 1997** 12

**PUBLICATIONS RELEASED** 11

### Statistics Canada's official release bulletin

Catalogue 11-001-XIE.

Published each working day by the Communications Division, Statistics Canada, 10-H, R.H. Coats Bldg., Tunney's Pasture, Ottawa, Ontario K1A 0T6.

To access *The Daily* on the Internet, visit our site at <http://www.statcan.ca>. To receive *The Daily* each morning by e-mail, send an e-mail message to [listproc@statcan.ca](mailto:listproc@statcan.ca). Leave the subject line blank. In the body of the message, type "subscribe daily firstname lastname".

Published by authority of the Minister responsible for Statistics Canada. © Minister of Industry, 2004. Citation in newsprint, magazine, radio, and television reporting is permitted subject to the requirement that Statistics Canada is acknowledged as the source. Any other reproduction is permitted subject to the requirement that Statistics Canada is acknowledged as the source on all copies as follows: Statistics Canada, *The Daily*, catalogue 11-001-XIE, along with date and page references.

*The Daily*, April 1, 2005

---

**Release dates: April 4 to 8**

---

(Release dates are subject to change.)

---

<b>Release date</b>	<b>Title</b>	<b>Reference period</b>
4	<b>Port activity</b>	2003
6	<b>Building permits</b>	February 2005
7	<b>National Population Health Survey: Growth of Obesity</b>	1994/95 to 2002/03
8	<b>Labour Force Survey</b>	March 2005

---



# The Daily

## Statistics Canada

### Index March 2005

Subject	Reference period	Release date
<b>Aircraft movement statistics</b>	February 2005	March 21, 2005
<b>Aircraft movement statistics: Major airports</b>	December 2004	March 31, 2005
<b>Aircraft movement statistics: Small airports</b>	October 2004	March 10, 2005
<b>Annual demographic statistics</b>	2004	March 31, 2005
<b>Annual retail trade</b>	2003	March 30, 2005
<b>Annual Survey of Commercial and Industrial Machinery and Equipment Rental and Leasing</b>	2003	March 31, 2005
<b>Annual wholesale trade</b>	2003	March 24, 2005
<b>Asphalt roofing</b>	January 2005	March 1, 2005
<b>Building permits</b>	January 2005	March 7, 2005
<b>Canada's international investment position</b>	Fourth quarter 2004	March 16, 2005
<b>Canada's international transactions in securities</b>	January 2005	March 17, 2005
<b>Canadian Agriculture at a Glance: Teacher's kit</b>		March 18, 2005
<b>Canadian Economic Accounts Quarterly Review</b>	Fourth quarter 2004	March 17, 2005
<b>Canadian Economic Observer</b>	March 2005	March 17, 2005
<b>Canadian international merchandise trade</b>	January 2005	March 11, 2005
<b>Canadian passenger bus and urban transit industries</b>	2003	March 16, 2005
<b>Canadian Social Trends</b>	Spring 2005	March 8, 2005
<b>Canadian Tobacco Use Monitoring Survey</b>	February to June 2004	March 3, 2005
<b>Cement</b>	January 2005	March 10, 2005
<b>Cereals and oilseeds review</b>	January 2005	March 21, 2005
<b>Coal and coke statistics</b>	December 2004	March 1, 2005
<b>Coal mining</b>	2003	March 2, 2005
<b>Commercial Software Price Index</b>	January 2005	March 11, 2005



**Index: March 2005**

Subject	Reference period	Release date
<b>Computer and peripherals price indexes</b>	January 2005	March 30, 2005
<b>Construction type plywood</b>	December 2004	March 10, 2005
	January 2005	March 31, 2005
<b>Construction Union Wage Rate Index</b>	February 2005	March 16, 2005
<b>Consulting Engineering Services Price Index</b>	2003	March 15, 2005
<b>Consumer Price Index</b>	February 2005	March 23, 2005
<b>Crude oil and natural gas</b>	January 2005	March 30, 2005
<b>Crude oil and natural gas production</b>	January 2005	March 23, 2005
<b>Crushing statistics</b>	February 2005	March 21, 2005
<b>Dairy statistics</b>	January 2005	March 11, 2005
<b>Deliveries of major grains</b>	February 2005	March 21, 2005
<b>Demographic statistics</b>	January 1, 2005	March 24, 2005
<b>Divorces</b>	2003	March 9, 2005
<b>Domestic sales of refined petroleum products</b>	January 2005	March 2, 2005
<b>Education Price Index</b>	2002 and 2003	March 11, 2005
<b>Electric power generation, transmission and distribution</b>	2003	March 16, 2005
<b>Electric power statistics</b>	December 2004	March 1, 2005
<b>Employer pension plans (trusteed pension funds)</b>	Third quarter 2004	March 29, 2005
<b>Employment Insurance</b>	January 2005	March 22, 2005
<b>Export and import price indexes</b>	January 2005	March 11, 2005
<b>Farm Product Price Index</b>	December 2004	March 7, 2005
<b>Farm product prices</b>	January 2005	March 8, 2005
<b>Food services and drinking places</b>	2003	March 17, 2005
<b>For-hire motor carriers of freight, top carriers</b>	Fourth quarter 2004	March 16, 2005
<b>Gross domestic product by industry</b>	January 2005	March 31, 2005
<b>Health Reports: Use of alternative health care</b>	2003	March 15, 2005
<b>Industrial capacity utilization rates</b>	Fourth quarter 2004	March 10, 2005
<b>Industrial chemicals and synthetic resins</b>	January 2005	March 16, 2005
<b>Industrial product and raw materials price indexes</b>	January 2005	March 1, 2005
	February 2005	March 30, 2005
<b>Industrial research and development characteristics</b>	1994 to 2004	March 23, 2005
<b>International trade in culture goods</b>	2003	March 29, 2005
<b>Investment in non-residential building</b>	Fourth quarter 2004	March 1, 2005
<b>Labour Force Survey</b>	February 2005	March 11, 2005
<b>Labour productivity, hourly compensation and unit labour cost</b>	2004 and fourth quarter 2004	March 10, 2005
<b>Large urban transit</b>	January 2005	March 14, 2005
<b>Leading indicators</b>	February 2005	March 23, 2005

**Index: March 2005**

Subject	Reference period	Release date
<b>Legal aid: Resource and caseload</b>	2003/04	March 29, 2005
<b>Longitudinal Employment Analysis Program</b>	1991 to 2002	March 3, 2005
<b>Mineral wool including fibrous glass insulation</b>	January 2005	March 2, 2005
<b>Monthly Restaurants, Caterers and Taverns Survey</b>	December 2004	March 3, 2005
<b>Monthly Survey of Large Retailers</b>	January 2005	March 18, 2005
<b>Monthly Survey of Manufacturing</b>	January 2005	March 15, 2005
<b>National balance sheet accounts</b>	Fourth quarter, 2004	March 17, 2005
<b>National Tenant Satisfaction Survey</b>	2004	March 15, 2005
<b>National tourism indicators</b>	2004 and fourth quarter 2004	March 29, 2005
<b>Natural gas sales</b>	January 2005	March 24, 2005
<b>Natural gas transportation and distribution</b>	October 2004	March 14, 2005
<b>New Housing Price Index</b>	January 2005	March 9, 2005
<b>New motor vehicle sales</b>	January 2005	March 14, 2005
<b>Non-store retailers</b>	2003	March 30, 2005
<b>Particleboard, oriented strandboard and fibreboard</b>	December 2004	March 4, 2005
<b>Payroll employment, earnings and hours</b>	January 2005	March 29, 2005
<b>Personal services industry</b>	2003	March 18, 2005
<b>Perspectives on Labour and Income</b>	Spring 2005	March 23, 2005
<b>Placement of hatchery chicks and turkey poults</b>	February 2005	March 29, 2005
<b>Primary iron and steel</b>	December 2004	March 2, 2005
	January 2005	March 21, 2005
<b>Production and disposition of tobacco products</b>	January 2005	March 4, 2005
	February 2005	March 24, 2005
<b>Production of eggs and poultry</b>	January 2005	March 9, 2005
<b>Railway carloadings</b>	2004 and December 2004	March 3, 2005
	January 2005	March 22, 2005
<b>Real estate rental and leasing and property management industries</b>	2003	March 18, 2005
<b>Refined petroleum products</b>	November 2004	March 14, 2005
	January 2005	March 16, 2005
<b>Residential construction investment</b>	2004 and fourth quarter 2004	March 1, 2005
<b>Restaurants, caterers and taverns</b>	January 2005	March 30, 2005
<b>Retail trade</b>	January 2005	March 22, 2005
<b>Road motor vehicle registrations</b>	2004	March 15, 2005
<b>Sawmills and planing mills</b>	December 2004	March 10, 2005
<b>Small for-hire motor carriers of freight and owner operators</b>	2002	March 14, 2005
<b>Steel pipe and tubing</b>	December 2004	March 4, 2005

**Index: March 2005**

Subject	Reference period	Release date
<b>Steel primary forms, weekly data</b>	Week ending February 26, 2005	March 4, 2005
	Week ending March 5, 2005	March 11, 2005
	Week ending March 12, 2005	March 18, 2005
	Week ending March 19, 2005	March 29, 2005
<b>Steel wire and specified wire products</b>	January 2005	March 14, 2005
<b>Stocks of frozen and chilled meats</b>	March 2005	March 31, 2005
<b>Stocks of frozen poultry meat</b>	March 1, 2005	March 17, 2005
<b>Study: A regional perspective on energy consumption in Canada</b>	1990 to 2003	March 23, 2005
<b>Study: Becoming Canadian</b>	2001	March 8, 2005
<b>Study: Canada's visible minority population in 2017</b>		March 22, 2005
<b>Study: Canadian direct investment in offshore financial centers</b>	1990 to 2003	March 14, 2005
<b>Study: High-tech vegetables: The booming greenhouse vegetable industry</b>	1990 to 2004	March 22, 2005
<b>Study: Household spending and debt</b>	1982 and 2001	March 22, 2005
<b>Study: Is postsecondary access more equitable in Canada or the United States?</b>	2001	March 15, 2005
<b>Study: Profitability of Canadian-controlled enterprises compared with US-controlled enterprises</b>	1990 to 1998	March 3, 2005
<b>Study: Recent changes in the labour market</b>	1991 to 2004	March 18, 2005
<b>Study: The effect of the Canada-US Free Trade Agreement on product diversification in Canadian manufacturing plants</b>	1980 to 1997	March 24, 2005
<b>Study: The information and communications technology sector through the boom and bust years</b>	1997 to 2003	March 2, 2005
<b>Study: The relationship between property tax and income</b>	2001	March 22, 2005
<b>Study: The textile and clothing industries</b>	1992 to 2004	March 21, 2005
<b>Television viewing</b>	Fall 2003	March 31, 2005
<b>Travel arrangement services</b>	2003	March 23, 2005
<b>Travel between Canada and other countries</b>	January 2005	March 17, 2005
<b>Wholesale trade</b>	January 2005	March 21, 2005