



The Daily

Statistics Canada

Monday, May 2, 2005

Released at 8:30 a.m. Eastern time

Major releases

There are no major releases today.

Other releases

Domestic sales of refined petroleum products, March 2005	2
Annual Survey of Consumer Goods Rental, 2003	2
Coal and coke statistics, February 2005	3
Electric power statistics, February 2005	3
Mineral wool including fibrous glass insulation, March 2005	3

New products	4
---------------------	----------

Index: April 2005



Other releases

Domestic sales of refined petroleum products

March 2005 (preliminary)

Sales of refined petroleum products totalled 8 861 800 cubic metres in March, up 2.3% from March 2004. Sales increased in three of the seven major product groups, led by diesel fuel oil (+7.0% or up 145 900 cubic metres) and motor gasoline (+2.8% or 93 000 cubic metres), while sales of aviation turbo fuels posted the largest decline (-4.7% or down 27 500 cubic metres).

Sales of refined petroleum products

	March 2004 ^r	March 2005 ^p	March 2004 to March 2005
	thousands of cubic metres		% change
Total, all products	8 659.4	8 861.8	2.3
Motor gasoline	3 320.2	3 413.2	2.8
Diesel fuel oil	2 073.0	2 218.9	7.0
Light fuel oil	588.7	587.2	-0.2
Heavy fuel oil	816.1	813.9	-0.3
Aviation turbo fuels	586.3	558.8	-4.7
Petrochemical feedstocks ¹	399.5	412.0	3.1
All other refined products	875.7	857.8	-2.0
	January 2004 to March 2004 ^r	January to March 2005 ^p	Jan.-March 2004 to Jan.-March 2005
	thousands of cubic metres		% change
Total, all products	25 094.7	25 769.5	2.7
Motor gasoline	9 730.3	9 970.2	2.5
Diesel fuel oil	5 933.8	6 335.6	6.8
Light fuel oil	2 192.8	1 978.1	-9.8
Heavy fuel oil	1 955.3	2 239.0	14.5
Aviation turbo fuels	1 480.6	1 559.5	5.3
Petrochemical feedstocks ¹	1 139.6	1 176.9	3.3
All other refined products	2 662.2	2 510.2	-5.7

^r Revised.

^p Preliminary figures.

1. Materials produced by refineries that are used by the petrochemical industry to produce chemicals, synthetic rubber and a variety of plastics.

Sales of regular non-leaded (+3.1%) and sales of premium (+3.2%) rose while mid-grade (-10.9%) fell from March 2004.

Year-to-date sales of refined petroleum products at the end of March reached 25 769 500 cubic metres, up 2.7% from the same period of 2004. Sales rose in five of the seven major product groups, with the largest increase in diesel fuel oil (+6.8% or up 401 800 cubic metres).

Definitions, data sources and methods: survey number 2150.

Preliminary domestic sales of refined petroleum products data are no longer available on CANSIM.

For more information, or to enquire about the concepts, methods or data quality of this release, contact the dissemination officer (1-866-873-8789; 613-951-9497; energ@statcan.ca), Manufacturing, Construction and Energy Division. ■

Annual Survey of Consumer Goods Rental 2003

The consumer goods and general rental industry earned operating revenues of almost \$2.3 billion in 2003, up 2.8% from 2002. The operating profit margin for the industry was 7.1% in 2003 compared with 6.9% in 2002.

Both national and provincial results from the 2003 Annual Survey of Consumer Goods Rental (and revised 2002 data) are now available and include data on revenue, expenses, salaries, wages and benefits, and operating profit margin.

Available on CANSIM: table 352-0010.

Definitions, data sources and methods: survey number 2434.

For more information, or to enquire about the concepts, methods or data quality of this release, contact Candace Brookbank (613-951-5239, fax: 613-951-6696, candace.brookbank@statcan.ca), Service Industries Division. ■

Coal and coke statistics

February 2005

Data on coal and coke are now available for February.

Available on CANSIM: table 303-0016.

Definitions, data sources and methods: survey numbers, including related surveys, 2003 and 2147.

For more information, or to enquire about the concepts, methods or data quality of this release, contact the dissemination officer (1-866-873-8789; 613-951-9497; energ@statcan.ca), Manufacturing, Construction and Energy Division. ■

Electric power statistics

February 2005

Data on electric power are now available for February.

Available on CANSIM: table 127-0001.

Definitions, data sources and methods: survey number 2151.

For more information, or to enquire about the concepts, methods or data quality of this release, contact the dissemination officer (1-866-873-8789; 613-951-9497; energ@statcan.ca), Manufacturing, Construction and Energy Division. ■

Mineral wool including fibrous glass insulation

March 2005

Data on mineral wool including fibrous glass insulation are now available for March.

Available on CANSIM: table 303-0059.

Definitions, data sources and methods: survey number 2110.

For more information, or to enquire about the concepts, methods or data quality of this release, contact the dissemination officer (1-866-873-8789; 613-951-9497; manufact@statcan.ca), Manufacturing, Construction and Energy Division. ■

New products

Capital Expenditure Price Statistics, Fourth quarter 2004, Vol. 20, no. 4
Catalogue number **62-007-XPB** (\$26/\$85).

All prices are in Canadian dollars and exclude sales tax. Additional shipping charges apply for delivery outside Canada.

Catalogue numbers with an -XWE, -XIB or an -XIE extension are Internet versions; those with -XMB or -XME are microfiche; -XPB or -XPE are paper versions; -XDB or -XDE are electronic versions on diskette and -XCB or -XCE are electronic versions on compact disc.

How to order products

To order by phone, please refer to:

- The title
- The catalogue number
- The volume number
- The issue number
- Your credit card number.


From Canada and the United States, call: **1-800-267-6677**
From other countries, call: **1-613-951-7277**
To fax your order, call: **1-877-287-4369**
For address changes or account inquiries, call: **1-800-700-1033**

To order by mail, write to: Statistics Canada, Circulation Management, Dissemination Division, Ottawa, K1A 0T6.
Include a cheque or money order payable to **Receiver General of Canada/Publications**. Canadian customers add 7% GST and applicable PST.

To order by Internet, write to: infostats@statcan.ca or download an electronic version by accessing Statistics Canada's website (www.statcan.ca). From the *Our products and services* page, under *Browse our Internet publications*, choose *For sale*.

Authorized agents and bookstores also carry Statistics Canada's catalogued publications.

Catalogue 11-001-XIE (PDF) 11-001-XIE (PDF) 11-001-XIE (PDF)



Statistics Canada

Thursday, June 9, 1997
For release at 9:30 a.m.



MAJOR RELEASES

- **Urban transit, 1995** 2
Changes in the number of people taking urban transit, Canadians are using it less and less. In 1995, about 1.5 billion people took an average of about 1.5 trips on some form of urban transit, the lowest level in the past 25 years.
- **Productivity, hourly compensation and unit labour cost, 1995** 4
Growth in productivity among Canadian businesses was relatively weak again in 1995, accompanied by sluggish gains in employment and slow economic growth during the year.

OTHER RELEASES

- **High-wire Index, May 1997** 3
- **Short-term Expectations Survey** 3
- **Steel primary forms, week ending May 31, 1997** 12
- **Egg production, April 1997** 12

PUBLICATIONS RELEASED 11

Statistics Canada's official release bulletin

Catalogue 11-001-XIE.

Published each working day by the Communications Division, Statistics Canada, 10-H, R.H. Coats Bldg., Tunney's Pasture, Ottawa, Ontario K1A 0T6.

To access *The Daily* on the Internet, visit our site at <http://www.statcan.ca>. To receive *The Daily* each morning by e-mail, send an e-mail message to lstproc@statcan.ca. Leave the subject line blank. In the body of the message, type "subscribe daily firstname lastname".

Published by authority of the Minister responsible for Statistics Canada. © Minister of Industry, 2004. Citation in newsprint, magazine, radio, and television reporting is permitted subject to the requirement that Statistics Canada is acknowledged as the source. Any other reproduction is permitted subject to the requirement that Statistics Canada is acknowledged as the source on all copies as follows: Statistics Canada, *The Daily*, catalogue 11-001-XIE, along with date and page references.



The Daily

Statistics Canada

Index April 2005

Subject	Reference period	Release date
Access to financing capital by Canadian innovative biotechnology firms	2001	April 29, 2005
Accounting services price indexes	2002 and 2003	April 7, 2005
Air fare statistics	2001	April 18, 2005
Aircraft movement statistics	March 2005	April 20, 2005
	2004	April 29, 2005
Aircraft movement statistics: Small airports	November 2004	April 5, 2005
	December 2004	April 13, 2005
Annual Survey of Advertising and Related Services	2003	April 15, 2005
Annual Survey of Manufactures	2003	April 4, 2005
Asphalt roofing	February 2005	April 6, 2005
Automotive equipment rental and leasing	2003	April 1, 2005
Building permits	February 2005	April 6, 2005
Business Conditions Survey: Manufacturing industries	April 2005	April 28, 2005
Canada's international transactions in securities	February 2005	April 18, 2005
Canadian Business Patterns	December 2004	April 7, 2005
Canadian international merchandise trade	February 2005	April 12, 2005
Cement	February 2005	April 11, 2005
Children and youth as victims of violent crime	2003	April 20, 2005
Civil aviation operating statistics	July to December 2004	April 18, 2005
Coal and coke statistics	January 2005	April 1, 2005
Commercial Software Price Index	February 2005	April 11, 2005
Computer and peripherals price indexes	February 2005	April 29, 2005
Consolidated government finance: Assets and liabilities	March 31, 2003	April 25, 2005
Construction type plywood	February 2005	April 27, 2005
Construction Union Wage Rate Index	March 2005	April 20, 2005



Index: April 2005

Subject	Reference period	Release date
Consumer Price Index	March 2005	April 22, 2005
Crude oil and natural gas	February 2005	April 28, 2005
Crude oil and natural gas production	February 2005	April 20, 2005
Crushing statistics	March 2005	April 21, 2005
Dairy statistics	February 2005	April 15, 2005
Deliveries of major grains	March 2005	April 21, 2005
Domestic sales of refined petroleum products	February 2005	April 6, 2005
Education Matters		April 27, 2005
Electric power statistics	January 2005	April 1, 2005
Electronic commerce and technology	2004	April 20, 2005
Employment Insurance	February 2005	April 26, 2005
Employment services industry	2003	April 8, 2005
Export and import price indexes	February 2005	April 12, 2005
Farm operating revenues and expenses	2003 (final estimates)	April 6, 2005
Farm Product Price Index	January 2005	April 4, 2005
	February 2005	April 26, 2005
Farm product prices	February 2005	April 6, 2005
Flows and stocks of fixed residential capital	2004	April 7, 2005
Focus on Culture		April 7, 2005
Greenhouse, sod and nursery industries	2004	April 22, 2005
Gross domestic product by industry	February 2005	April 29, 2005
Hog inventories	First quarter 2005	April 28, 2005
Industrial chemicals and synthetic resins	February 2005	April 14, 2005
Industrial product and raw materials price indexes	March 2005	April 28, 2005
Investment in non-residential building construction	First quarter 2005	April 11, 2005
Labour Force Survey	March 2005	April 8, 2005
Large urban transit	February 2005	April 21, 2005
Leading indicators	March 2005	April 19, 2005
Local government finance: Assets and liabilities	December 31, 2002	April 25, 2005
Mineral wool including fibrous glass insulation	February 2005	April 1, 2005
Monthly Survey of Large Retailers	February 2005	April 18, 2005
Monthly Survey of Manufacturing	February 2005	April 15, 2005
National Population Health Survey - Obesity: A growing issue	1994/95 to 2002/03	April 7, 2005
Natural gas liquids and liquefied petroleum gases	November 2004	April 15, 2005
Natural gas sales	February 2005	April 25, 2005

Index: April 2005

Subject	Reference period	Release date
Natural gas transport and distribution industries	2002 and 2003	April 14, 2005
Natural gas transportation and distribution	November 2004 December 2004	April 4, 2005 April 18, 2005
New Housing Price Index	February 2005	April 12, 2005
New motor vehicle sales	February 2005	April 18, 2005
Oil pipeline industry	2002 and 2003	April 14, 2005
Particleboard, oriented strandboard and fibreboard	January 2005 February 2005	April 15, 2005 April 25, 2005
Payroll employment, earnings and hours	February 2005	April 28, 2005
Perspectives on Labour and Income	April 2005 online edition	April 22, 2005
Pipeline transportation of crude oil and refined petroleum products	December 2004 January 2005	April 6, 2005 April 19, 2005
Placement of hatchery chicks and turkey poults	March 2005	April 27, 2005
Port activity	2003	April 4, 2005
Primary iron and steel	February 2005	April 26, 2005
Principal field crops	March 2005 intentions	April 21, 2005
Production and disposition of tobacco products	March 2005	April 19, 2005
Production of eggs and poultry	February 2005	April 8, 2005
Provincial and territorial economic accounts	2004	April 27, 2005
Quarterly Retail Commodity Survey	Fourth quarter 2004	April 19, 2005
Rail transportation	2003	April 5, 2005
Railway carloadings	February 2005	April 22, 2005
Refined petroleum products	February 2005 December 2004	April 15, 2005 April 20, 2005
Residential Telephone Service Survey	December 2004	April 19, 2005
Restaurants, caterers and taverns	February 2005	April 27, 2005
Retail trade	February 2005	April 21, 2005
Sawmills and planing mills	January 2005	April 6, 2005
Steel pipe and tubing	January 2005 February 2005	April 8, 2005 April 26, 2005
Steel primary forms, weekly data	Week ending March 26, 2005 Week ending April 2, 2005 Week ending April 9, 2005 Week ending April 16, 2005 Week ending April 23, 2005	April 1, 2005 April 8, 2005 April 15, 2005 April 22, 2005 April 29, 2005
Steel wire and specified wire products	February 2005	April 13, 2005
Stocks of frozen and chilled meats	April 2005	April 28, 2005
Stocks of frozen poultry meat	April 1, 2005	April 19, 2005
Study: Canada's economic growth in review	2004	April 14, 2005

Index: April 2005

Subject	Reference period	Release date
Study: Customized standards for birth weight by gestational age	1997 and 1998	April 14, 2005
Study: Diverging trends in unionization	1981 to 2004	April 22, 2005
Study: Federal Personal Income Tax: Slicing the Pie	1990 to 2002	April 22, 2005
Study: Income inequality and working-age mortality		April 29, 2005
Study: Labour markets, business activity and mobility in urban centres	1981 to 2003	April 26, 2005
Study: Low-paid work and economically vulnerable families	1980 to 2004	April 25, 2005
Study: Organic fruit and vegetable production	2000 to 2003	April 28, 2005
Study: Provincial year-end review of manufacturing shipments	2004	April 25, 2005
Study: Wholesalers a key link in the economy	1997 to 2004	April 27, 2005
Taxi and limousine service industry	2003	April 7, 2005
Total income of farm families	2002	April 4, 2005
Travel between Canada and other countries	February 2005	April 20, 2005
Traveller accommodation	2003	April 4, 2005
Traveller accommodation services price indexes	First quarter 2005	April 25, 2005
Wholesale trade	February 2005	April 19, 2005
Youth in Transition Survey	2002	April 5, 2005